The Johnson Company ENVIRONMENTAL SCIENCE AND ENGINEERING SOLUTIONS

ph (802) 229-4600
fax (802) 229-5876
100 State Street, Suite 600
Montpelier, VT 05602
www.johnsonco.com

July 19, 2016

Mr. David Brownlee
Unit Coordinator
Response and Remediation Program - Georgia Department of Natural Resources
2 Martin Luther King, Jr. Drive, S.E., Suite 1462 East Tower
Atlanta, Georgia 30334-9000

Re: Follow-up to June 2016 VRP Progress Report: Additional Soil Gas Monitoring
Former Avery Dennison Corporation Property, Flowery Branch, Hall County, Georgia
HSI No. 10578; Tax Parcel ID 08073 000003D

Dear Mr. Brownlee:

This letter and its accompanying attachments are submitted to EPD by The Johnson Company, Inc. (JCO) on behalf of Avery Dennison Corporation (ADC) as a follow-up to the June 2016 Semi-Annual Voluntary Remediation Program (VRP) Progress Report for the former ADC property located at 4350 Avery Drive in Flowery Branch, GA (the Property). Specifically, this letter and its attachments provide the results and analyses of additional soil gas samples requested by EPD in its April 28, 2016 letter to ADC. The results indicate continued rebound of concentrations of constituents of concern (COC) in sub-slab soil gas is not occurring. No further active remediation is planned and the Compliance Status Report (CSR) will now be prepared for submission to EPD during fall 2016.

Background

The December 2014, June 2015 and December 2015 VRP Progress Reports provide detailed information regarding the multiple adaptive configurations applied to the Southern Source Area (SSA) remediation effort since its initiation at the Property in 2011, and summarize the successful performance of the multiphase extraction system (the System) up to the time of its shutdown and dismantling on April 30, 2015. As documented in the VRP December 2015 Progress Report, no COC were detected in indoor air in two rounds of post-remediation indoor air samples (June and August, 2015), and no COC were measured in sub-slab soil vapor at concentrations above applicable vapor intrusion screening levels (VISL).

Following shutdown of the System on April 30, 2015, all above ground remediation equipment was removed and all subsurface penetrations were sealed. Stickup PVC well heads were capped and marked with caution flags or caution cones so as to be clearly visible until the wells are permanently abandoned. In addition, all flushmount and leak-tested sub-slab soil vapor monitoring points were left in place.

As described in the December 2015 VRP Progress Report, the Property and its improvements were purchased from ADC by AD Capital Partners, LLC (AD Capital) on July 31, 2015 for warehousing activities. AD Capital began interior renovation activities in August, 2015, and AD Capital's tenant or tenants are now warehousing materials within the building, including storage of materials within the interior portion of the former SSA remediation footprint (the remediation footprint). The warehoused materials that are currently visible within the remediation footprint include stacked pallets containing plastics and other solid materials.

In its April 28, 2016 letter to ADC, EPD requested ADC collect additional sub-slab soil gas samples from locations SV-02S, SV-03S, and SV-12S "in order to confirm the degree of post-shutdown rebound." EPD also requested an updated schedule for submission of the Compliance Status Report (CSR), acknowledging that performance of the additional sub-slab soil gas sampling and data evaluation requires time not considered when the summer 2016 schedule for the CSR was set.

Activities Performed

Following receipt of EPD's April 28, 2016 letter, ADC contacted the current Property (AD Capital) to arrange access to collect the requested samples, and JCO attended the Property on May 17, 2016 to perform sample collection.

Prior to sampling, helium leak testing of each of the three target sub-slab soil gas sampling ports was performed in the manner described in the December 2015 Progress Report. Table 1 presents the results, which meet or are within 0.6 percent of the acceptable threshold of 5 percent required by a testing-specific advisory issued by the California EPA (2015), and are much less than the acceptable threshold of 10 percent required by the New York State Department of Health (NYSDOH, 2006). Soil gas samples were then collected from the ports in the manner described in the December 2015 Progress Report and shipped under chain-of-custody to Eurofins Lancaster Laboratories Environmental (Lancaster) for analysis by EPA Method TO-15.

Following sample collection, the field engineer observed that four (4) of the 32 capped interior vapor wells/vents remaining from the dismantled System had been broken since the time AD Capital began occupying the building, presumably by interior forklift traffic - see Figure 1 for the location of the broken wells/vents: MP-1, VW-5, VW-6, and AV-04. Once broken, the well/vent covers were then apparently covered over by the tenant using safety cones – it is not known precisely when the breaks occurred, but, upon discovery, JCO promptly sealed the broken penetrations with compression fittings. As shown in Figure 1, soil gas sampling point SV-12S is more than 100 feet from the nearest broken well/vent and thus was deemed to still provide a representative sample of local conditions; however, to be cautious and conservative, samples collected from soil gas sampling points SV-02S and SV-03S, which are less than 20 feet and 50 feet, respectively, from the nearest broken well/vent, were not analyzed. On June 15, 2016, 29 days days after the broken wells/vents were sealed, the field engineer returned to locations SV-02S and SV-03S to collect sub-slab soil gas samples in the manner described in the December 2015 Progress Report.

Results and Discussion

Laboratory analytical reports for the collected samples are provided in Attachment 1. Table 2 provides a summary of results for comparison to prior measurements, which are also depicted in Figures 2 through 4. As demonstrated by the data, continued rebound of sub-slab soil gas concentrations is not occurring, and the SSA remediation efforts were successful.

EPD indicated ADC should incorporate the additional site data into the vapor intrusion pathway exposure evaluation presented in the December 2015 VRP Progress Report, and include an evaluation of the potential cumulative risk posed from all identified volatile contaminants. Since no COC were detected in indoor air in two rounds of post-remediation indoor air samples (June and August, 2015), and no COC were measured in sub-slab soil vapor at concentrations above applicable vapor intrusion screening levels

(VISL), there is no current complete risk exposure pathway. The CSR will describe institutional and/or engineering controls to be implemented to mitigate potential for complete risk exposure pathway in the future.

Updated Schedule

Prior to receipt of the April 28, 2016 letter from EPD, ADC planned to complete and submit the CSR to EPD during summer 2016. As a result of the time necessary to collect soil gas samples and perform the requested evaluation, ADC now plans to submit the CSR during fall 2016. In the interim, ADC will contact EPD for an in-person meeting with the new EPD Project Manager, Mr. Barrett Fischer, to provide a summary update for the site, and an outline of the intended approach for the CSR.

Sincerely,
THE JOHNSON COMPANY, INC.

By:_____
Joel Behrsing, P.E. (GA PE 033869)
Senior Engineer

cc: Barrett Fischer, GAEPD
Bruce Martin, Avery Dennison Corporation
Glen Kirkpatrick, P.G. (TX), The Johnson Company, Inc.

Attachments
1 – Laboratory Analytical Reports
Figures 1, 2A, 2B, 3, and 4
Tables 1 and 2

K:\1-0145-18\GIS\MXDs_053116\Base.mxd

Shallow SV Location

Location for which sampling was requested by EPD

Damaged and repaired remediation system wells/vent ports

0 10 20 40 60 80

Feet

Aerial imagery from USGS (2011)

The Johnson Company

100 State Street, Suite 600
Montpelier, VT 05602

Drawn by: DEB Date: 06/01/16
Reviewed by: GAK Date: 06/01/16

Scale: 1 " = 40 feet Project: 1-0145-18

FIGURE 1: SHALLOW SOIL VAPOR SAMPLING LOCATIONS
SOUTHERN AREA
FORMER AVERY DENNISON PROPERTY
FLOWERY BRANCH, GEORGIA

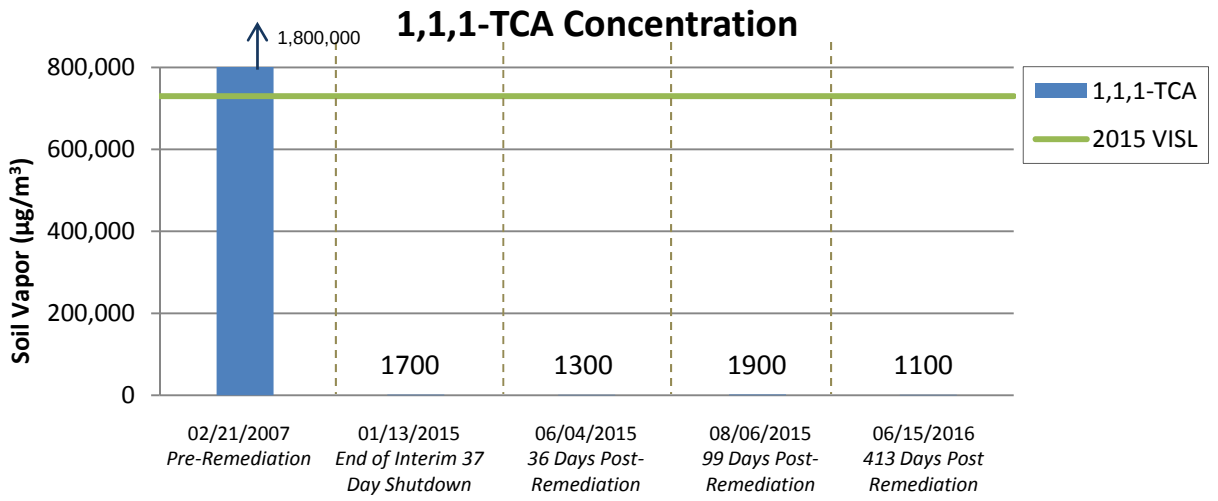

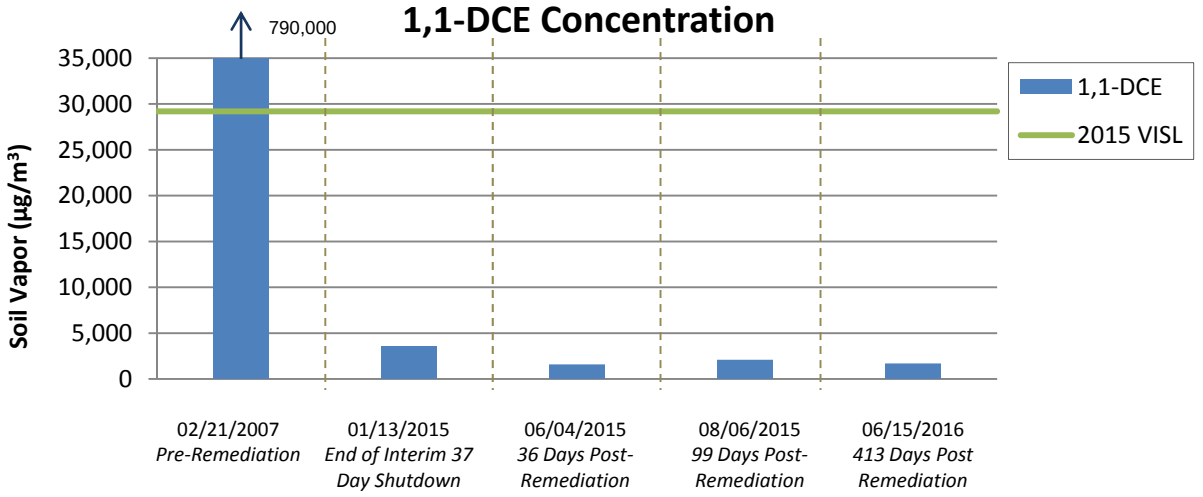

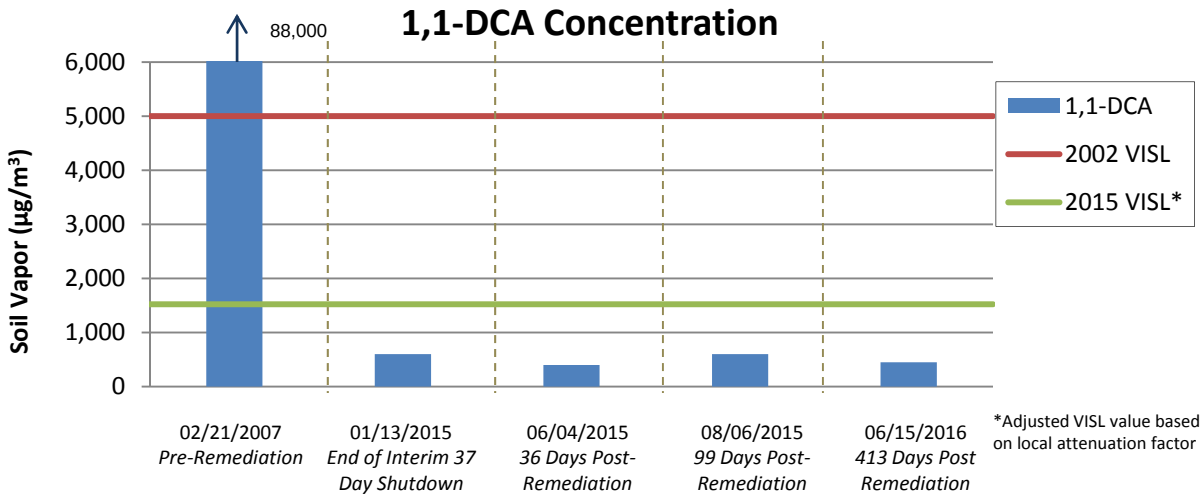

*Adjusted VISL value based on local attenuation factor

FIGURE 2A: SOIL VAPOR CONCENTRATIONS: SV-02S
AVERY DENNISON FACILITY
FLOWERY BRANCH, GEORGIA

The Johnson Company

100 State St, Suite 600
Montpelier, VT 05602

Drawn by: TEH Date: 06/29/16
Reviewed by: GAK Date: 06/29/16

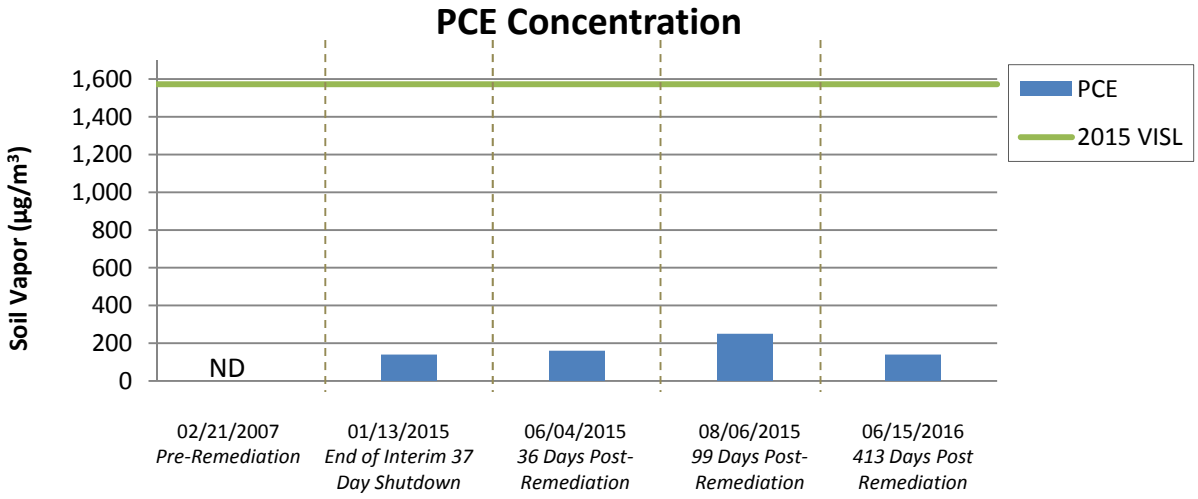

FIGURE 2B: SOIL VAPOR CONCENTRATIONS: SV-02S
AVERY DENNISON FACILITY
FLOWERY BRANCH, GEORGIA

The Johnson Company

100 State St, Suite 600
Montpelier, VT 05602

Drawn by: TEH Date: 06/29/16
Reviewed by: GAK Date: 06/29/16

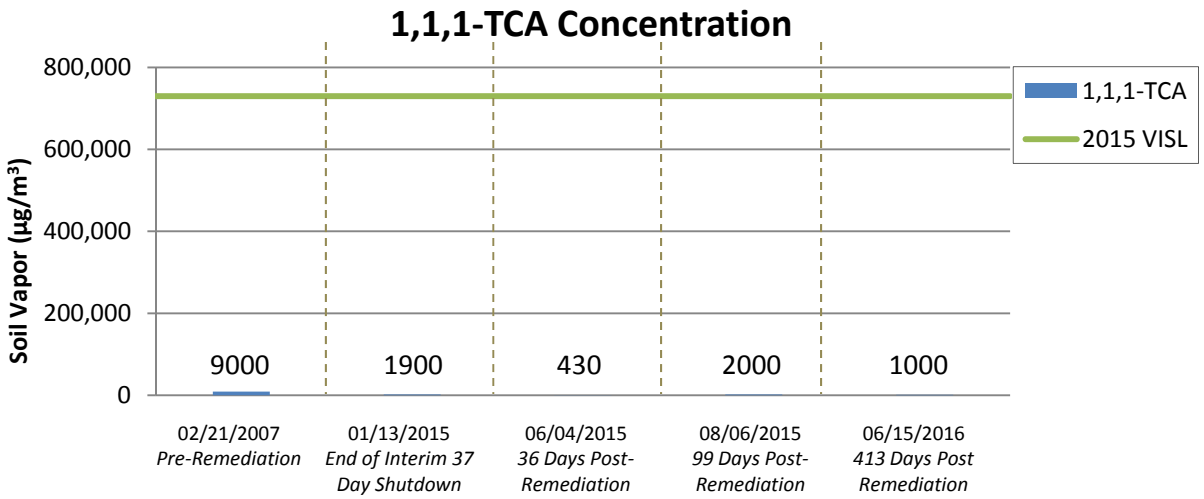

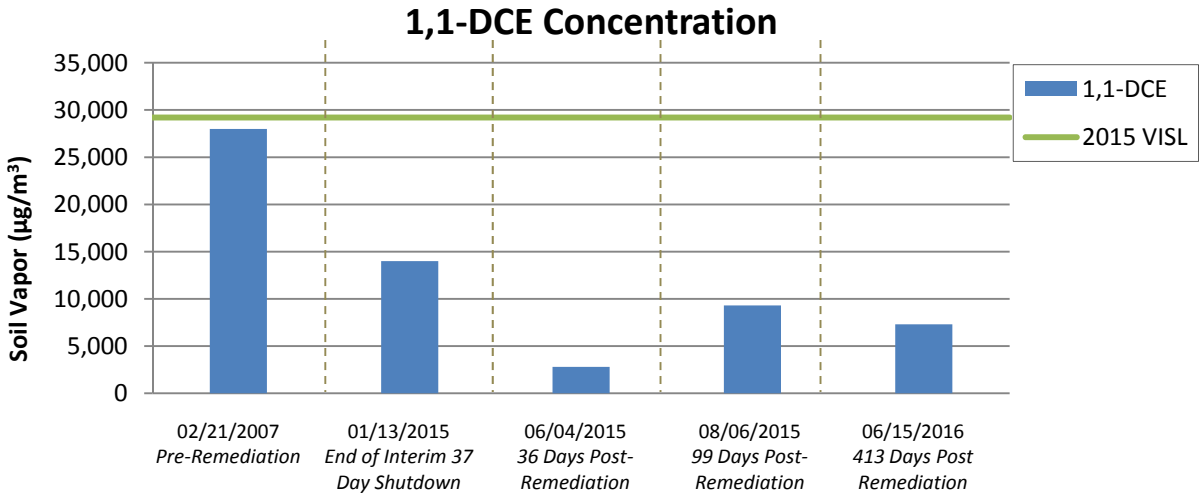

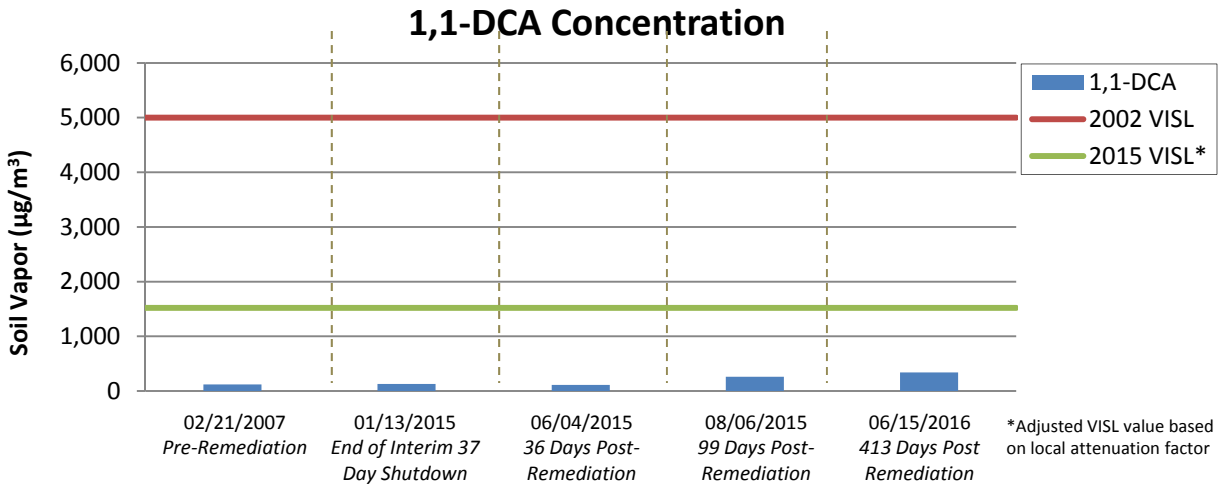

FIGURE 3: SOIL VAPOR CONCENTRATIONS: SV-03S
AVERY DENNISON FACILITY
FLOWERY BRANCH, GEORGIA

The Johnson Company

100 State St, Suite 600
Montpelier, VT 05602

Drawn by: TEH Date: 06/29/16
Reviewed by: GAK Date: 06/29/16

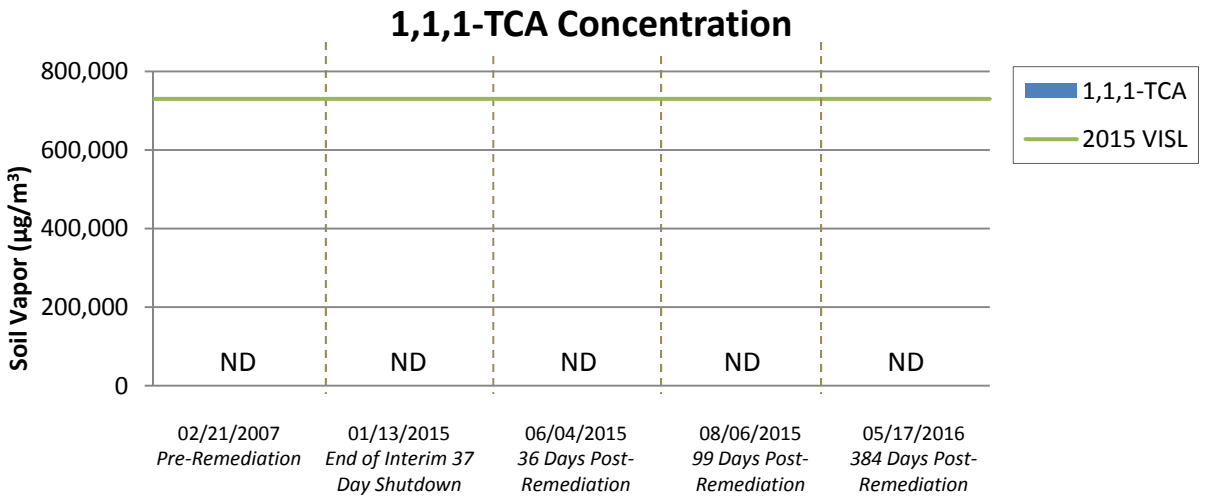

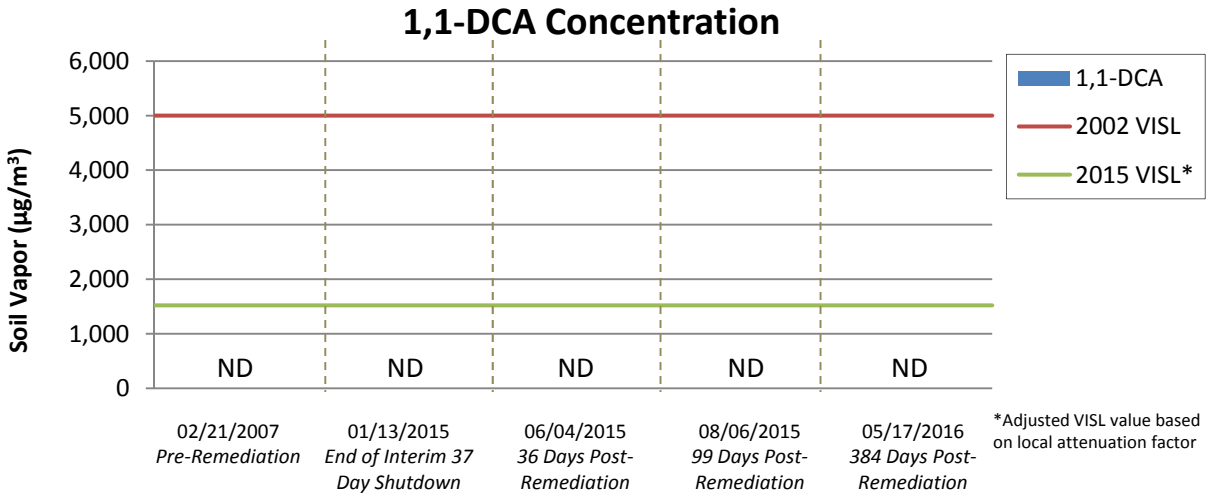

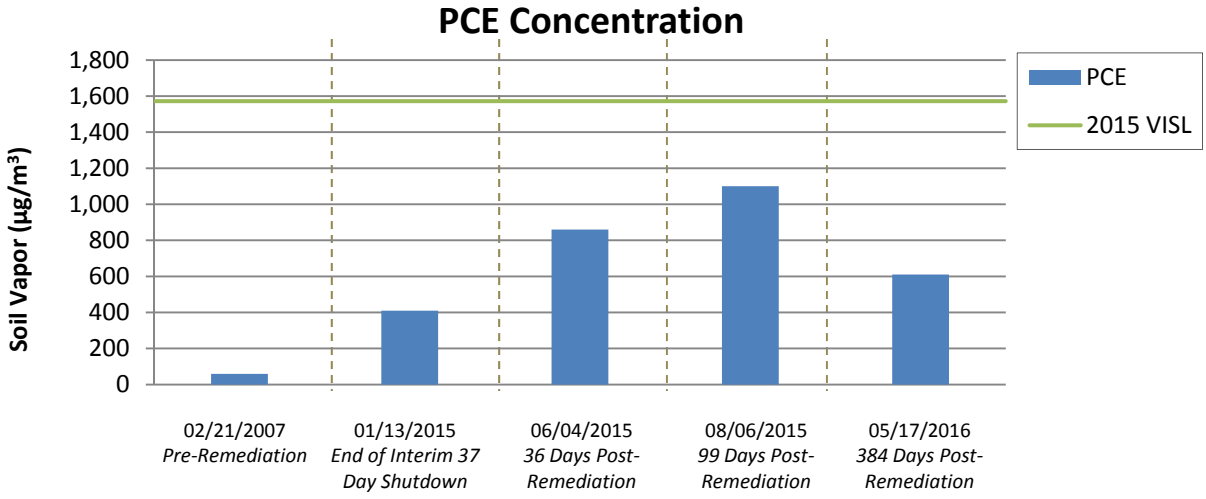

FIGURE 4: SOIL VAPOR CONCENTRATIONS: SV-12S
FORMER AVERY DENNISON CORPORATION FACILITY
FLOWERY BRANCH, GEORGIA

The Johnson Company

100 State St, Suite 600
Montpelier, VT 05602

Drawn by: TEH Date: 06/01/16
Reviewed by: GAK Date: 06/01/16

Table 1
Helium Leak Testing of Soil Gas Monitoring Points: Performance Results
Former Avery Dennison Corporation Facility
Flowery Branch, GA

Location	Shroud Helium Concentration (ppm)	Start Time (hh:mm)	Purge Rate (mL/min)	End Time (hh:mm)	Purge Volume (mL)	Sample (ppm)	Percent of Shroud Helium Concentration in Purge Volume (%)
SV-02S	180,000	20:08	50	20:15	350*	10,000	5.56%
SV-03S	109,000	16:08	50	16:23	750	1,500	1.38%
SV-12S	101,000	14:30	50	14:45	750	100	0.10%

Notes:
1. Helium leak testing was conducted on May 17, 2016.
* Final stage of a 2,200 mL purge.

TABLE 2

Summary of Sub-Slab Soil Vapor Analyses: June and August 2015, and May and June 2016
Former Avery Dennison Corporation Facility
4350 Avery Drive, Flowery Branch, GA - HSI #10578

			June 2015 Sub-Slab Soil Vapor													
Analyte	CAS	2015 OSWER Screening Level - Soil Vapor (VISL)	SV-01S	SV-02S	SV-03S	SV-04S	SV-05S	SV-06S	SV-06S-Dup	SV-07S	SV-08S	SV-09S	SV-10S	SV-11S	SV-12S	SV-13S
1,1,1,2-Tetrachloroethane	630-20-6	55	<6.9	<6.9	<140	<6.9	<6.9	<6.9	<6.9	<6.9	<6.9	<6.9	<6.9	<6.9	<69	<6.9
1,1,1-Trichloroethane	71-55-6	730,000	**380**	**1300**	**430**	<5.5	<5.5	<5.5	<5.5	<5.5	**9.4**	<5.5	<5.5	<5.5	<55	<5.5
1,1,2,2-Tetrachloroethane	79-34-5	7	<6.9	<6.9	<140	<6.9	<6.9	<6.9	<6.9	<6.9	<6.9	<6.9	<6.9	<6.9	<69	<6.9
1,1,2-Trichloroethane	79-00-5	26	<5.5	<5.5	<110	<5.5	<5.5	<5.5	<5.5	<5.5	<5.5	<5.5	<5.5	<5.5	<55	<5.5
1,1-Dichloroethane	75-34-3	1,520	**6.7**	**400**	**110**	<4.0	<4.0	<4.0	<4.0	<4.0	<4.0	<4.0	<4.0	<4.0	<40	<4.0
1,1-Dichloroethene	75-35-4	29,200	**1600**	**1600**	**2800**	<4.0	**270**	<4.0	<4.0	<4.0	<4.0	<4.0	<4.0	<4.0	<40	<4.0
1,2,3-Trichloropropane	96-18-4	44	<6.0	<6.0	<120	<6.0	<6.0	<6.0	<6.0	<6.0	<6.0	<6.0	<6.0	<6.0	<60	<6.0
1,2,4-Trimethylbenzene	95-63-6	1,022	<4.9	<4.9	<98	<4.9	<4.9	<4.9	<4.9	<4.9	<4.9	<4.9	<4.9	<4.9	<49	<4.9
1,2-Dibromoethane	106-93-4	1	<7.7	<7.7	<150	<7.7	<7.7	<7.7	<7.7	<7.7	<7.7	<7.7	<7.7	<7.7	<77	<7.7
1,2-Dichlorobenzene	95-50-1	29,200	<6.0	<6.0	<120	<6.0	<6.0	<6.0	<6.0	<6.0	<6.0	<6.0	<6.0	<6.0	<60	<6.0
1,2-Dichloroethane	107-06-2	16	<4.0	<4.0	<81	<4.0	<4.0	<4.0	<4.0	<4.0	<4.0	**5.3**	<4.0	<4.0	<40	<4.0
1,2-Dichloropropane	78-87-5	41	<4.6	<4.6	<92	<4.6	<4.6	<4.6	<4.6	<4.6	<4.6	<4.6	<4.6	<4.6	<46	<4.6
1,3,5-Trimethylbenzene	108-67-8	NA	<4.9	<4.9	<98	<4.9	<4.9	<4.9	<4.9	<4.9	<4.9	<4.9	<4.9	**8.1**	<49	<4.9
1,3-Butadiene	106-99-0	14	<4.4	<4.4	<88	<4.4	<4.4	<4.4	<4.4	<4.4	<4.4	<4.4	<4.4	<4.4	<44	<4.4
1,3-Dichlorobenzene	541-73-1	NA	<6.0	<6.0	<120	<6.0	<6.0	<6.0	<6.0	<6.0	<6.0	<6.0	<6.0	<6.0	<60	<6.0
1,4-Dichlorobenzene	106-46-7	37	<6.0	<6.0	<120	<6.0	<6.0	<6.0	<6.0	<6.0	<6.0	<6.0	<6.0	<6.0	<60	<6.0
1,4-Dioxane	123-91-1	82	<3.6	**28**	<72	<3.6	<3.6	<3.6	<3.6	<3.6	<3.6	<3.6	<3.6	<3.6	<36	<3.6
2-Butanone	78-93-3	730,000	**12**	**13**	<120	**24**	<5.9	<5.9	**6.0**	**6.4**	**9.5**	**16**	**8.6**	**8.9**	<59	**9.3**
2-Hexanone	591-78-6	4,380	<8.2	<8.2	<160	<8.2	<8.2	<8.2	<8.2	<8.2	<8.2	<8.2	<8.2	<8.2	<82	<8.2
3-Chloropropene	107-05-1	68	<3.1	<3.1	<63	<3.1	<3.1	<3.1	<3.1	<3.1	<3.1	<3.1	<3.1	<3.1	<31	<3.1
4-Ethyltoluene	622-96-8	NA	<4.9	<4.9	<98	<4.9	<4.9	<4.9	<4.9	<4.9	<4.9	<4.9	<4.9	<4.9	<49	<4.9
4-Methyl-2-pentanone	108-10-1	438,000	<8.2	<8.2	<160	<8.2	<8.2	<8.2	<8.2	<8.2	<8.2	<8.2	<8.2	<8.2	<82	<8.2
Acetone	67-64-1	4,526,000	**690**	**150**	<95	**550**	**420**	**290**	**210**	**230**	**260**	**86**	**490**	**240**	**350**	**490**
Benzene	71-43-2	52	<3.2	<3.2	<64	<3.2	<3.2	<3.2	<3.2	<3.2	<3.2	<3.2	<3.2	<3.2	<32	<3.2
Bromobenzene	108-86-1	8,760	<6.4	<6.4	<130	<6.4	<6.4	<6.4	<6.4	<6.4	<6.4	<6.4	<6.4	<6.4	<64	<6.4
Bromodichloromethane	75-27-4	11	<6.7	<6.7	<130	<6.7	<6.7	<6.7	<6.7	<6.7	<6.7	<6.7	<6.7	<6.7	<67	<6.7
Bromoform	75-25-2	372	<10	<10	<210	<10	<10	<10	<10	<10	<10	<10	<10	<10	<100	<10
Bromomethane	74-83-9	730	<3.9	<3.9	<78	<3.9	<3.9	<3.9	<3.9	<3.9	<3.9	<3.9	<3.9	<3.9	<39	<3.9
Carbon Disulfide	75-15-0	102,200	**3.8**	<3.1	<62	<3.1	<3.1	<3.1	<3.1	**41**	**18**	<3.1	**3.3**	**3.9**	<31	**3.6**
Carbon Tetrachloride	56-23-5	68	<6.3	<6.3	<130	<6.3	<6.3	<6.3	<6.3	<6.3	<6.3	<6.3	<6.3	<6.3	<63	<6.3
Chlorobenzene	108-90-7	7,300	<4.6	<4.6	<92	<4.6	<4.6	<4.6	<4.6	<4.6	<4.6	<4.6	<4.6	<4.6	<46	<4.6
Chlorodifluoromethane	75-45-6	7,300,000	<3.5	<3.5	<71	<3.5	<3.5	<3.5	<3.5	<3.5	<3.5	<3.5	<3.5	<3.5	<35	<3.5
Chloroethane	75-00-3	1,460,000	<2.6	<2.6	<53	<2.6	<2.6	<2.6	<2.6	<2.6	<2.6	<2.6	<2.6	<2.6	<26	<2.6
Chloroform	67-66-3	18	<4.9	<4.9	<98	<4.9	<4.9	<4.9	<4.9	<4.9	<4.9	<4.9	<4.9	<4.9	<49	<4.9
Chloromethane	74-87-3	13,140	**12**	<2.1	<41	**9.6**	**7.4**	**5.5**	**5.4**	**2.2**	**5.9**	<2.1	**5.2**	**6.5**	<21	**11**
cis-1,2-Dichloroethene	156-59-2	NA	<4.0	<4.0	<79	<4.0	<4.0	<4.0	<4.0	<4.0	<4.0	<4.0	<4.0	<4.0	<40	<4.0
cis-1,3-Dichloropropene	10061-01-5	NA	<4.5	<4.5	<91	<4.5	<4.5	<4.5	<4.5	<4.5	<4.5	<4.5	<4.5	<4.5	<45	<4.5
Cumene	98-82-8	58,400	<4.9	<4.9	<98	<4.9	<4.9	<4.9	<4.9	<4.9	<4.9	<4.9	<4.9	<4.9	<49	<4.9
Dibromochloromethane	124-48-1	15	<8.5	<8.5	<170	<8.5	<8.5	<8.5	<8.5	<8.5	<8.5	<8.5	<8.5	<8.5	<85	<8.5
Dibromomethane	74-95-3	584	<7.1	<7.1	<140	<7.1	<7.1	<7.1	<7.1	<7.1	<7.1	<7.1	<7.1	<7.1	<71	<7.1
Dichlorodifluoromethane	75-71-8	14,600	<4.9	<4.9	<99	<4.9	<4.9	<4.9	<4.9	<4.9	<4.9	<4.9	<4.9	<4.9	<49	<4.9
Dichlorofluoromethane	75-43-4	NA	<4.2	<4.2	<84	<4.2	<4.2	<4.2	<4.2	<4.2	<4.2	<4.2	<4.2	<4.2	<42	<4.2
Ethylbenzene	100-41-4	164	<4.3	<4.3	<87	<4.3	<4.3	<4.3	<4.3	<4.3	<4.3	<4.3	<4.3	<4.3	<43	**4.9**
Freon 113	76-13-1	4,380,000	<15	<15	<310	<15	<15	<15	<15	<15	<15	<15	<15	<15	<150	<15
Freon 114	76-14-2	NA	**8.7**	**7.5**	<140	<7.0	<7.0	**12**	<7.0	<7.0	**7.5**	<7.0	<7.0	<7.0	<70	<7.0
Heptane	142-82-5	NA	<4.1	<4.1	<82	<4.1	<4.1	<4.1	<4.1	<4.1	<4.1	<4.1	<4.1	<4.1	<41	<4.1
Hexachloroethane	67-72-1	37	<9.7	<9.7	<190	<9.7	<9.7	<9.7	<9.7	<9.7	<9.7	<9.7	<9.7	<9.7	<97	<9.7
Hexane	110-54-3	102,200	<3.5	<3.5	<70	<3.5	<3.5	<3.5	<3.5	<3.5	<3.5	<3.5	<3.5	<3.5	<35	<3.5
Isooctane	540-84-1	NA	<4.7	<4.7	<93	<4.7	<4.7	<4.7	<4.7	<4.7	<4.7	<4.7	<4.7	<4.7	<47	<4.7
m/p-Xylene	179601-23-1	NA	<4.3	<4.3	<87	<4.3	<4.3	<4.3	<4.3	**6.2**	**9.8**	<4.3	<4.3	**8.6**	<43	**16**
Methyl t-Butyl Ether	1634-04-4	1,572	<3.6	<3.6	<72	<3.6	<3.6	<3.6	<3.6	<3.6	<3.6	<3.6	<3.6	<3.6	<36	<3.6
Methylene Chloride	75-09-2	40,880	<3.5	**5.6**	<69	<3.5	<3.5	**3.7**	<3.5	<3.5	<3.5	<3.5	<3.5	<3.5	<35	<3.5
Octane	111-65-9	NA	<4.7	<4.7	<93	<4.7	<4.7	<4.7	<4.7	<4.7	<4.7	<4.7	<4.7	<4.7	<47	<4.7
o-Xylene	95-47-6	14,600	<4.3	<4.3	<87	<4.3	<4.3	<4.3	<4.3	<4.3	**4.6**	<4.3	<4.3	**4.5**	<43	**9.0**
Pentane	109-66-0	146,000	<3.0	**9.1**	<59	<3.0	**6.2**	<3.0	<3.0	<3.0	<3.0	<3.0	<3.0	<3.0	<30	<3.0
Styrene	100-42-5	146,000	<4.3	<4.3	<85	<4.3	<4.3	<4.3	<4.3	<4.3	<4.3	<4.3	<4.3	<4.3	<43	<4.3
Tetrachloroethene	127-18-4	1,572	<6.8	**160**	<140	<6.8	<6.8	<6.8	<6.8	<6.8	<6.8	<6.8	**13**	<6.8	**860**	**64**
Toluene	108-88-3	730,000	<3.8	<3.8	<75	<3.8	<3.8	<3.8	<3.8	<3.8	<3.8	<3.8	<3.8	<3.8	<38	<3.8
trans-1,2-Dichloroethene	156-60-5	NA	<4.0	<4.0	<79	<4.0	<4.0	<4.0	<4.0	<4.0	<4.0	<4.0	<4.0	<4.0	<40	<4.0
trans-1,3-Dichloropropene	10061-02-6	NA	<4.5	<4.5	<91	<4.5	<4.5	<4.5	<4.5	<4.5	<4.5	<4.5	<4.5	<4.5	<45	<4.5
Trichloroethene	79-01-6	100	<5.4	**9.4**	<110	<5.4	<5.4	<5.4	<5.4	<5.4	<5.4	<5.4	<5.4	<5.4	<54	<5.4
Trichlorofluoromethane	75-69-4	102,200	**49**	**42**	<110	**11**	**23**	**70**	**72**	**49**	**50**	**17**	**42**	**62**	<56	**48**
Vinyl Chloride	75-01-4	93	<2.6	<2.6	<51	<2.6	<2.6	<2.6	<2.6	<2.6	<2.6	<2.6	<2.6	<2.6	<26	<2.6

			August 2015 Sub-Slab Soil Vapor														May 2016 Sub-Slab Soil Vapor	June 2016 Sub-Slab Soil Vapor	
Analyte	CAS	2015 OSWER Screening Level - Soil Vapor (VISL)	SV-01S	SV-02S	SV-03S	SV-04S	SV-05S	SV-06S	SV-06S-Dup	SV-07S	SV-08S	SV-10S	SV-11S	SV-12S	SV-13S	SV-12S	SV-02S	SV-03
1,1,1,2-Tetrachloroethane	630-20-6	55	<6.9	<6.9	<6.9	<6.9	<6.9	<6.9	<6.9	<6.9	<6.9	<6.9	<6.9	<6.9	<6.9	<6.9	<69	<690
1,1,1-Trichloroethane	71-55-6	730,000	**730**	**1900**	**2000**	<5.5	<5.5	<5.5	<5.5	<5.5	**23**	<5.5	<5.5	<5.5	<5.5	<5.5	**1100**	**1000**
1,1,2,2-Tetrachloroethane	79-34-5	7	<6.9	<6.9	<6.9	<6.9	<6.9	<6.9	<6.9	<6.9	<6.9	<6.9	<6.9	<6.9	<6.9	<6.9	<69	<690
1,1,2-Trichloroethane	79-00-5	26	<5.5	<5.5	<5.5	<5.5	<5.5	<5.5	<5.5	<5.5	<5.5	<5.5	<5.5	<5.5	<5.5	<5.5	<55	<550
1,1-Dichloroethane	75-34-3	1,520	**5.4**	**600**	**260**	<4.0	<4.0	<4.0	<4.0	<4.0	<4.0	<4.0	<4.0	<4.0	<4.0	<4.0	**450**	<400
1,1-Dichloroethene	75-35-4	29,200	**950**	**2100**	**9300**	<4.0	**240**	<4.0	<4.0	<4.0	<4.0	<4.0	<4.0	<4.0	<4.0	<4.0	**1700**	**7300**
1,2,3-Trichloropropane	96-18-4	44	<6.0	<6.0	<6.0	<6.0	<6.0	<6.0	<6.0	<6.0	<6.0	<6.0	<6.0	<6.0	<6.0	<6.0	<60	<600
1,2,4-Trimethylbenzene	95-63-6	1,022	<4.9	<4.9	<4.9	<4.9	<4.9	<4.9	<4.9	<4.9	<4.9	<4.9	<4.9	<4.9	<4.9	<4.9	<49	<490
1,2-Dibromoethane	106-93-4	1	<7.7	<7.7	<7.7	<7.7	<7.7	<7.7	<7.7	<7.7	<7.7	<7.7	<7.7	<7.7	<7.7	<7.7	<77	<770
1,2-Dichlorobenzene	95-50-1	29,200	<6.0	<6.0	<6.0	<6.0	<6.0	<6.0	<6.0	<6.0	<6.0	<6.0	<6.0	<6.0	<6.0	<6.0	<60	<600
1,2-Dichloroethane	107-06-2	16	<4.0	<4.0	<4.0	<4.0	<4.0	<4.0	<4.0	<4.0	<4.0	<4.0	<4.0	<4.0	<4.0	<4.0	<40	<400
1,2-Dichloropropane	78-87-5	41	<4.6	<4.6	<4.6	<4.6	<4.6	<4.6	<4.6	<4.6	<4.6	<4.6	<4.6	<4.6	<4.6	<4.6	<46	<460
1,3,5-Trimethylbenzene	108-67-8	NA	<4.9	<4.9	<4.9	<4.9	<4.9	<4.9	<4.9	<4.9	<4.9	<4.9	<4.9	<4.9	<4.9	<4.9	<49	<490
1,3-Butadiene	106-99-0	14	<4.4	<4.4	<4.4	<4.4	<4.4	<4.4	<4.4	<4.4	<4.4	<4.4	<4.4	<4.4	<4.4	<4.4	<44	<440
1,3-Dichlorobenzene	541-73-1	NA	<6.0	<6.0	<6.0	<6.0	<6.0	<6.0	<6.0	<6.0	<6.0	<6.0	<6.0	<6.0	<6.0	<6.0	<60	<600
1,4-Dichlorobenzene	106-46-7	37	<6.0	<6.0	<6.0	<6.0	<6.0	<6.0	<6.0	<6.0	<6.0	<6.0	<6.0	<6.0	<6.0	<6.0	<60	<600
1,4-Dioxane	123-91-1	82	<3.6	**17**	<3.6	<3.6	<3.6	<3.6	<3.6	<3.6	<3.6	<3.6	<3.6	<3.6	<3.6	<3.6	<36	<360
2-Butanone	78-93-3	730,000	**7.8**	**13**	**16**	**16**	**13**	<5.9	**12**	**12**	**19**	**13**	**24**	**10**	**8.2**	**6.8**	<59	<590
2-Hexanone	591-78-6	4,380	<8.2	<8.2	<8.2	<8.2	<8.2	<8.2	<8.2	<8.2	<8.2	<8.2	<8.2	<8.2	<8.2	<8.2	<82	<820
3-Chloropropene	107-05-1	68	<3.1	<3.1	<3.1	<3.1	<3.1	<3.1	<3.1	<3.1	<3.1	<3.1	<3.1	<3.1	<3.1	<3.1	<31	<310
4-Ethyltoluene	622-96-8	NA	<4.9	<4.9	<4.9	<4.9	<4.9	<4.9	<4.9	<4.9	<4.9	<4.9	<4.9	<4.9	<4.9	<4.9	<49	<490
4-Methyl-2-pentanone	108-10-1	438,000	<8.2	<8.2	<8.2	<8.2	<8.2	<8.2	<8.2	<8.2	<8.2	<8.2	<8.2	<8.2	<8.2	<8.2	<82	<820
Acetone	67-64-1	4,526,000	**790**	**310**	**92**	**610**	**680**	**290**	**440**	**140**	**150**	**1300**	**570**	**300**	**360**	**140**	**61**	**1900**
Benzene	71-43-2	52	<3.2	<3.2	<3.2	<3.2	<3.2	<3.2	<3.2	<3.2	<3.2	<3.2	<3.2	<3.2	<3.2	<3.2	<32	<320
Bromobenzene	108-86-1	8,760	<6.4	<6.4	<6.4	<6.4	<6.4	<6.4	<6.4	<6.4	<6.4	<6.4	<6.4	<6.4	<6.4	<6.4	<64	<540
Bromodichloromethane	75-27-4	11	<6.7	<6.7	<6.7	<6.7	<6.7	<6.7	<6.7	<6.7	<6.7	<6.7	<6.7	<6.7	<6.7	<6.7	<67	<670
Bromoform	75-25-2	372	<10	<10	<10	<10	<10	<10	<10	<10	<10	<10	<10	<10	<10	<10	<100	<1000
Bromomethane	74-83-9	730	<3.9	<3.9	<3.9	<3.9	<3.9	<3.9	<3.9	<3.9	<3.9	<3.9	<3.9	<3.9	<3.9	<3.9	<39	<390
Carbon Disulfide	75-15-0	102,200	<3.1	**10**	**5.3**	<3.1	**4.6**	<3.1	<3.1	<3.1	**4.7**	**11**	**8.1**	**3.8**	<3.1	<3.1	<31	**610**
Carbon Tetrachloride	56-23-5	68	<6.3	<6.3	<6.3	<6.3	<6.3	<6.3	<6.3	<6.3	<6.3	<6.3	<6.3	<6.3	<6.3	<6.3	<63	<630
Chlorobenzene	108-90-7	7,300	<4.6	<4.6	<4.6	<4.6	<4.6	<4.6	<4.6	<4.6	<4.6	<4.6	<4.6	<4.6	<4.6	<4.6	<46	<460
Chlorodifluoromethane	75-45-6	7,300,000	<3.5	<3.5	<3.5	<3.5	<3.5	<3.5	<3.5	<3.5	<3.5	<3.5	<3.5	<3.5	<3.5	<3.5	<35	<350
Chloroethane	75-00-3	1,460,000	<2.6	<2.6	<2.6	<2.6	<2.6	<2.6	<2.6	<2.6	<2.6	<2.6	<2.6	<2.6	<2.6	<2.6	<26	<260
Chloroform	67-66-3	18	<4.9	<4.9	<4.9	<4.9	<4.9	<4.9	<4.9	<4.9	<4.9	<4.9	<4.9	<4.9	<4.9	<4.9	**10**	**3900**
Chloromethane	74-87-3	13,140	**21**	**8.6**	<2.1	**23**	**15**	**9.7**	**8.0**	**2.2**	**7.5**	**20**	**15**	**5.6**	**11**	<5.9	<21	<210
cis-1,2-Dichloroethene	156-59-2	NA	<4.0	<4.0	<4.0	<4.0	<4.0	<4.0	<4.0	<4.0	<4.0	<4.0	<4.0	<4.0	<4.0	<4.0	<40	<400
cis-1,3-Dichloropropene	10061-01-5	NA	<4.5	<4.5	<4.5	<4.5	<4.5	<4.5	<4.5	<4.5	<4.5	<4.5	<4.5	<4.5	<4.5	<4.5	<45	<450
Cumene	98-82-8	58,400	<4.9	<4.9	<4.9	<4.9	<4.9	<4.9	<4.9	<4.9	<4.9	<4.9	<4.9	<4.9	<4.9	<4.9	<49	<490
Dibromochloromethane	124-48-1	15	<8.5	<8.5	<8.5	<8.5	<8.5	<8.5	<8.5	<8.5	<8.5	<8.5	<8.5	<8.5	<8.5	<8.5	<85	<850
Dibromomethane	74-95-3	584	<7.1	<7.1	<7.1	<7.1	<7.1	<7.1	<7.1	<7.1	<7.1	<7.1	<7.1	<7.1	<7.1	<7.1	<71	<710
Dichlorodifluoromethane	75-71-8	14,600	<4.9	<4.9	<4.9	<4.9	<4.9	<4.9	<4.9	<4.9	<4.9	<4.9	<4.9	<4.9	<4.9	<4.9	<49	<490
Dichlorofluoromethane	75-43-4	NA	<4.2	<4.2	<4.2	<4.2	<4.2	<4.2	<4.2	<4.2	<4.2	<4.2	<4.2	<4.2	<4.2	<4.2	<42	<420
Ethylbenzene	100-41-4	164	<4.3	**5.8**	<4.3	**5.5**	**8.5**	<4.3	**5.7**	**4.6**	**4.4**	**9.2**	<4.3	**8.8**	**10**	<4.3	<43	<430
Freon 113	76-13-1	4,380,000	<15	<15	**31**	<15	**33**	<15	<15	<15	<15	<15	<15	<15	<15	<15	<150	<1500
Freon 114	76-14-2	NA	<7.0	<7.0	<7.0	<7.0	<7.0	<7.0	<7.0	<7.0	<7.0	<7.0	<7.0	<7.0	<7.0	<7.0	<70	<700
Heptane	142-82-5	NA	<4.1	<4.1	<4.1	<4.1	<4.1	<4.1	<4.1	<4.1	<4.1	<4.1	<4.1	<4.1	<4.1	<4.1	<41	<410
Hexachloroethane	67-72-1	37	<19	<19	<19	<9.7	<19	<19	<19	<19	<19	<19	<19	<19	<19	<9.7	<97	<970
Hexane	110-54-3	102,200	<3.5	**4.9**	<3.5	<3.5	<3.5	<3.5	<3.5	<3.5	<3.5	<3.5	<3.5	<3.5	<3.5	<3.5	<35	<350
Isooctane	540-84-1	NA	<4.7	<4.7	<4.7	<4.7	<4.7	<4.7	<4.7	<4.7	**5.0**	<4.7	<4.7	<4.7	<4.7	<4.7	<47	<470
m/p-Xylene	179601-23-1	NA	<4.3	**13**	<4.3	**14**	**12**	<4.3	**23**	**11**	**12**	**20**	**13**	**27**	**23**	**12**	<43	<430
Methyl t-Butyl Ether	1634-04-4	1,572	<3.6	<3.6	<3.6	<3.6	<3.6	<3.6	<3.6	<3.6	<3.6	<3.6	<3.6	<3.6	<3.6	<3.6	<36	<360
Methylene Chloride	75-09-2	40,880	<3.5	**6.6**	<3.5	<3.5	<3.5	<3.5	<3.5	<3.5	<3.5	<3.5	<3.5	<3.5	<3.5	<3.5	<35	<350
Octane	111-65-9	NA	<4.7	<4.7	<4.7	<4.7	**7.1**	<4.7	<4.7	<4.7	<4.7	<4.7	<4.7	<4.7	<4.7	<4.7	<47	<470
o-Xylene	95-47-6	14,600	<4.3	**6.6**	<4.3	**6.7**	**4.8**	<4.3	**12**	**4.9**	**6.0**	**5.6**	<4.3	**10**	**11**	**6.3**	<43	<430
Pentane	109-66-0	146,000	<3.0	**12**	**4.1**	<3.0	**8.8**	<3.0	<3.0	<3.0	<3.0	<3.0	<3.0	<3.0	<3.0	**3.1**	**51**	<300
Styrene	100-42-5	146,000	<4.3	<4.3	<4.3	<4.3	<4.3	<4.3	**7.6**	<4.3	<4.3	<4.3	<4.3	<4.3	<4.3	<4.3	<43	<430
Tetrachloroethene	127-18-4	1,572	<6.8	**250**	**9.8**	**8.4**	<6.8	<6.8	<6.8	<6.8	**14**	**27**	**17**	**1100**	**120**	**610**	**140**	<680
Toluene	108-88-3	730,000	<3.8	**9.7**	<3.8	**4.0**	**8.5**	<3.8	<3.8	<3.8	<3.8	**5.2**	<3.8	**4.9**	<3.8	**10**	<38	<380
trans-1,2-Dichloroethene	156-60-5	NA	<4.0	<4.0	<4.0	<4.0	<4.0	<4.0	<4.0	<4.0	<4.0	<4.0	<4.0	<4.0	<4.0	<4.0	<40	<400
trans-1,3-Dichloropropene	10061-02-6	NA	<4.5	<4.5	<4.5	<4.5	<4.5	<4.5	<4.5	<4.5	<4.5	<4.5	<4.5	<4.5	<4.5	<4.5	<45	<450
Trichloroethene	79-01-6	100	<5.4	**10**	<5.4	<5.4	<5.4	<5.4	<5.4	<5.4	<5.4	<5.4	<5.4	<5.4	<5.4	<5.4	<54	<540
Trichlorofluoromethane	75-69-4	102,200	**81**	**81**	**47**	**20**	**61**	**120**	**110**	**77**	**86**	**39**	**72**	**16**	**58**	**70**	<56	<560
Vinyl Chloride	75-01-4	93	<2.6	<2.6	**5.2**	<2.6	<2.6	<2.6	<2.6	<2.6	<2.6	<2.6	<2.6	<2.6	<2.6	<2.6	<26	<260

Notes:

1. All units in micrograms per cubic meter ($\mu g/m^3$).
2. Samples collected on June 4 and August 4, 2015, and May 26 and June 16, 2016.
3. Bold values indicate a detection. Non-detects are expressed as "<##", where '##' is the laboratory given limit of quantitation (LOQ).
4. 2015 OSWER VISL calculated with Target Excess Cancer Risk = 1E-6 or Target Non-Cancer Hazard Quotient = 1, commercial exposure scenario.
5. The Soil Vapor VISL for 1,1-Dichloroethane was calculated using a location-specific attenuation factor.
6. A representative sample was not obtained from monitoring point SV-09S in the August 2015 monitoring event.