

Georgia Department of Natural Resources
Environmental Protection Division
1152 Floyd Tower East
2 Martin Luther King Jr. Drive
Atlanta, Georgia 30334



Georgia Toxics Release Inventory Report

2004



GEORGIA'S TOXIC RELEASE INVENTORY REPORT

Reporting Year 2004

January 2006
Environmental Protection Division
Georgia Department of Natural Resources



What is TRI?


Reports under Section 313 must be submitted annually to EPA and to designated state agencies. Reports are due by July 1 of each year and cover activities at the facility during the previous calendar year.


Under Section 313 of the Emergency Planning and Community Right-to-Know Act (EPCRA), facilities are required to report releases and other waste management of specifically listed chemicals. They are also required to report transfers of all toxic chemicals for waste management to off-site locations.

REQUIREMENTS

 10 or greater employees

 Primary SIC code is listed

 Manufactured, processed, or otherwise used, during the year, any listed toxic chemical in quantities greater than the set threshold

 Products used for janitorial or maintenance purposes, motor vehicle maintenance, or laboratories are exempt

(DNR) is designated as the state agency to manage this information and to serve as its repository.

Facilities that met all three of the adjacent criteria are subject to EPCRA Section 313 release and other waste management reporting.

Georgia Emergency Response Commission

The Georgia Emergency Response Commission receives the toxic release information from facilities within Georgia. The Environmental Protection Division of the Department of Natural Resources

What is reported?

Every year since 1988, the Georgia Environmental Protection Division (EPD) has compiled information about the presence and release of toxic chemicals in communities within Georgia. This Toxics Release Inventory Report is intended to inform the public about the presence of such releases in their community and to allow better response should a chemical accident occur.

The quantities released are only estimates of amounts released.

Facilities must file for each listed chemical that is manufactured, processed or otherwise used above the threshold limits in a calendar year. The facility must report information such as:

- Physical address of the facility
- Contact person for questions on the reported information
- On-site uses of the chemicals documented in the report
- Maximum quantities on-site
- Estimated amounts released to the environment
- Accidental release quantities, or one time events not associated with production events
- Quantities of chemicals transferred off-site for recycling, energy recovery, treatment, or disposal
- Source reduction activities
- Quantities of chemicals treated or recycled on-site

Data collection



Facilities are not required to monitor, or make additional measurements to determine the actual amounts released. The facility is only required to base the reports on measurements and monitoring data if they are available. The facility may estimate based upon engineering calculations, mass balance, or emission factors provided by their equipment manufacturer.

The data provide a general indication of the types and quantities of chemicals released by manufacturing facilities. The data cannot be used to make conclusions on environmental quality or public health threats, since they do not provide a measurement of concentrations in the environment. Most of the releases reported are regulated by restrictions placed in permits issued by EPD. Releases are allowed only in a concentration and manner which will not degrade the environment.

How TRI information is used

The information within the TRI Report bridges communication between facilities and the surrounding community. Public interest and environmental groups, news media, community organizations, educators, researchers, industry, consultants, students, local governments, and private citizens have all made use of the information extracted from the TRI Report.

Facilities extract data to improve their own processes that may be inefficient or costly, in terms of the losses they encounter, as well as in waste handling and disposal.

EPD encourages citizens to review the data and research the facilities that share their community. A county-by-county spreadsheet is provided within this report which lists all reporting facilities as well as a summary of the reported data. If your county is not listed on the spreadsheet, no facilities reported information to EPD in your county.

Data limitations

Numerous sources are not required to report under Section 313, such as non-manufacturing industries, small businesses, motor vehicles, and agricultural operations.

The reader must consider that the TRI Report does not indicate exposure, and cannot be used to determine the impact on public health. Toxicity, local meteorology, proximity to the release, as well as the release rate can all affect potential exposure dangers. A small release of a highly toxic chemical poses a greater risk than a large release of a less toxic chemical.

The reader may wish to discuss any concerns with the facility or with the Local Emergency Planning Committee if further information is desired.



Toxic Release Data

To achieve the total in the right column, add the totals for air, water, land, POTW, and non-production releases.

The reader will notice that transfers are not included in this table. Further discussion of transfers is found later in this Report.

The quantities listed within this table are reported in pounds. The only exception is for dioxin and dioxin-like chemicals. Further information on these chemicals can be found later in this report.


Year	Fugitive Air	Stack Air	Total Air	Water	Land	POTW	Non-Prod	Totals (Pounds)
1999	6,536,584	95,633,701	102,170,285	7,438,035	12,626,459	3,952,053	755,872	126,942,704
2000	7,698,923	85,650,147	93,349,070	6,315,609	13,032,680	3,027,206	197,425	116,924,970
2001	7,459,746	85,089,613	92,549,359	7,641,492	12,399,699	4,563,903	631,414	117,785,867
2002	8,410,180	94,326,692	102,736,872	10,358,304	12,999,922	4,280,559	903,038	131,278,695
2004	9,360,196	77,518,322	86,878,518	9,637,586	18,865,457	2,378,104	166,827	117,926,492

Table 1 Reported Releases 1999 to 2004 ¹

EPD received reports from 773 facilities in 2004 and 602 facilities in 2002. 765 facilities reported in 2001. In 2000, 616, and 1999 729 facilities reported.

¹ No report was issued for 2003.

Air Release Data



All releases to the air must be classified as either stack or fugitive emissions, and both are included in the total quantity reported for these releases. The top ten facilities for total air releases are listed in the following table.

Facility	County	Air Total (Pounds)
Bowen Steam Electric Plant	Bartow	15,476,115
Wansley Steam Electric Plant	Heard	10,388,042
Branch Steam Electric Plant	Putnam	8,511,383
PCS Nitrogen Fertilizer	Richmond	3,802,006
Rayonier Performance Fibers Jesup Mill	Wayne	3,617,115
Inland Paperboard	Floyd	3,154,301
Engelhard Corp Attapulgus	Decatur	3,059,426
International Paper – Augusta	Richmond	2,456,119
Great Southern Paper	Early	2,429,832
Hammond Steam Electric Plant	Floyd	2,055,047

Table 2 Top Ten Facilities Total Air Releases 2004

Fugitive Air Emissions

Fugitive air emissions include equipment leaks from valves, pump seals, flanges, compressors, sampling connections, and open-ended lines. It should also include evaporative losses from surface impoundments and spills, as well as releases from ventilation systems. The top ten facilities for fugitive air emissions, as well as the chemicals emitted are listed in the following table.

Facility	County	Chemical Name	Fugitive Air (Pounds)
Rayonier Performance Fibers Jesup Mill	Wayne	Methanol	1,900,000
International Paper – Augusta	Richmond	Methanol	1,270,000
Inland Paperboard	Floyd	Methanol	1,000,000
Quebecor World KRI	Columbia	Toluene	607,044
International Paper- Savannah	Chatham	Methanol	393,324
Hercules – Brunswick	Glynn	Methyl Isobutyl Ketone	348,173
Graphic Packaging	Bibb	Ammonia	210,000
Aker Plastics	Lowndes	Styrene	178,326
DSM Chemicals	Richmond	Toluene	145,273
PCS Nitrogen Fertilizer	Richmond	Ammonia	142,000

Table 3 Top Ten Facilities Fugitive Air Emissions 2004

Stack Air Emissions

Releases to the air that occur through stacks, confined vents, ducts, pipes, or other confined air streams, as well as storage tank emissions are considered stack air emissions. An example would be the emissions from air pollution control equipment. The top ten facilities for stack air emissions as well as the chemicals emitted are listed in the following table.

Facility	County	Chemical Name	Stack Air (Pounds)
Bowen Steam Electric Plant	Bartow	Hydrochloric Acid	12,000,000
Wansley Steam Electric Plant	Heard	Hydrochloric Acid	8,400,000
Branch Steam Electric Plant	Putnam	Hydrochloric Acid	7,500,000
PCS Nitrogen Fertilizer	Richmond	Ammonia	3,466,831
Engelhard Corp – Attapulgus	Decatur	Ammonia	3,058,894
Bowen Steam Electric Plant	Bartow	Sulfuric Acid	1,900,000
Great Southern Paper	Early	Methanol	1,700,000
Inland Paperboard	Floyd	Methanol	1,600,000
Bowen Steam Electric Plant	Bartow	Hydrogen Fluoride	1,500,000
Hammond Steam Electric Plant	Floyd	Hydrochloric Acid	1,500,000

Table 4 Top Ten Facilities Stack Air Emissions 2004

Water Release Data



Data includes process outfalls from pipes and open trenches, on-site waste water treatment systems, as well as storm water runoff. Publicly Owned Treatment Works (POTW) discharges are included in another section of this report.

Facility	County	Total Water (Pounds)
DSM Chemicals N.A. Inc.	Richmond	2,499,633
Engelhard Corp Attapulcus	Decatur	1,088,284
Buena Vista Production	Marion	1,017,353
Kerr McGee – Savannah	Chatham	766,645
EMD Chemicals	Chatham	432,000
PCS Nitrogen Fertilizer	Richmond	430,344
Miller Breweries	Dougherty	393,108
Rayonier Performance Fibers – Jesup	Wayne	371,269
Maverick C & P	Early	330,076
Bon L Mfg	Coweta	287,008

Table 5 Top Ten Facilities Water Releases 2004

All facilities that release to water are required by EPD to maintain a permit to do so. The permit issued to a facility limits releases to levels that do not impair the quality of the receiving waters.

Facility	County	Chemical Released	Waterway affected	Total Water (Pounds)
DSM Chemicals N.A. Inc.	Richmond	Nitrate Cmpds	Savannah River	2,497,475
Engelhard Corp Attapulgus	Decatur	Nitrate Cmpds	Little Attapulgus Creek	1,079,605
Buena Vista Production	Marion	Nitrate Cmpds	Muckalee Creek	1,017,353
Kerr McGee – Savannah	Chatham	Manganese Cmpds	Savannah River	733,000
EMD Chemicals	Chatham	Nitrate Cmpds	Savannah River	432,000
Miller Breweries East	Dougherty	Nitrate Cmpds	Flint River	393,000
PCS Nitrogen Fertilizer LP	Richmond	Nitrate Cmpds	Savannah River	349,439
Maverick C & P	Early	Nitrate Cmpds	Chattahoochee River	329,674
Bon L Mfg	Coweta	Nitrate Cmpds	Mineral Springs Branch	287,000
Tyson Foods – Cumming	Forsyth	Nitrate Cmpds	Tributary to Orrs Creek	276,891

Table 6 Top Ten Single Chemical Releases per Facility to Water 2004

As shown in the above table, the major reported release to water is nitrate compounds. Neither the federal government nor the State of Georgia has established a standard for nitrates in rivers and lakes.

The main concern about nitrate is in drinking water. The drinking water standard is 10 mg/L. All of Georgia's public drinking water systems have nitrate concentrations well below this level and are not impaired by nitrates.

Land Release Data



The five subcategories for land releases include RCRA (Resource Conservation & Recovery Act – Subtitle C) landfills, landfills other than RCRA, land treatment or farming, surface impoundments, and other – when the release does not fit the other four categories. These categories do not include land disposal off-site.

The tables below indicate the top ten releases to land reported for 2004.

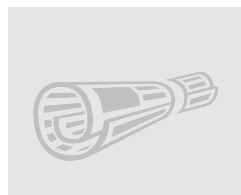
Facility	County	Land Total (Pounds)
Scherer Steam Elec Plant	Monroe	5,553,671
Wansley Steam Elec Plant	Heard	2,619,753
Branch Steam Elec Plant	Putnam	1,818,733
Kerr McGee – Savannah	Chatham	1,628,812
Yates Steam Elec Plant	Coweta	1,536,080
Bowen Steam Elec Plant	Bartow	1,227,788
Hammond Steam Elec Plant	Floyd	921,148
McDonough/Atkinson Steam Elec Plant	Cobb	547,035
Southern Mills – Plant Ray	Upson	503,759
Great Southern Paper	Early	357,897

Table 7 Top Ten Totals for Land Releases 2004

Facility	County	Chemical	Land Totals (Pounds)
Scherer Steam Elec Plant	Monroe	Barium & Cmpds	4,600,000
Wansley Steam Elec Plant	Heard	Barium & Cmpds	1,000,000
Branch Steam Elec Plant	Putnam	Barium & Cmpds	900,000
Kerr McGee – Savannah	Chatham	Manganese Cmpds	823,000
Yates Steam Elec Plant	Coweta	Barium Cmpds	630,140
Kerr McGee – Savannah	Chatham	Vanadium Cmpds	568,000
Bowen Steam Elec Plant	Bartow	Barium Cmpds	470,000
Southern Mills – Plant Ray	Upson	Nitrate Cmpds	396,049
Hammond Steam Elec Plant	Floyd	Barium Cmpds	370,000
Wansley Steam Elec Plant	Heard	Vanadium Cmpds	320,000

Table 8 Top Ten Single Chemical Releases per Facility to Land for 2004

POTW Releases



POTW refers to discharges made to Publicly Owned Treatment Works. The more familiar name for these facilities is public sewage treatment plants. Chemicals are conveyed through underground sewage pipes along with the facility's wastewater. They may also be trucked or delivered through other direct methods. Depending upon the chemical, the POTW may be able to remove up to 99% of the chemical in the waste stream. The effluent is then either land applied or released in concentrations that do not affect the surface waters.

Facility	County	POTW Totals (Pounds)
Saft America	Lowndes	608,662
Nutrasweet	Richmond	342,985
Wayne Farms – Douglas	Coffee	214,958
Equity Group – Processing Plant	Mitchell	147,300
Siemens Energy & Automation	De Kalb	119,862
GM – Doraville	De Kalb	79,076
Hercules – Brunswick	Glynn	77,942
Graphic Packaging	Bibb	72,856
Lynx Chemical – Columbus	Muscogee	62,859
American Dehydrated Foods	Walton	60,365

Table 9 Top Ten Facilities for POTW Releases 2004

Facility	County	Chemical	POTW Totals (Pounds)
Saft America	Lowndes	Nitrate Cmpds	608,655
Nutrasweet	Richmond	Methanol	329,595
Wayne Farms – Douglas	Coffee	Nitrate Cmpds	214,958
Equity Group – Processing Plant	Mitchell	Nitrate Cmpds	140,500
Siemens Energy & Automation	De Kalb	Nitrate Cmpds	119,862
American Dehydrated Foods	Walton	Nitrate Cmpds	60,347
GM – Doraville	De Kalb	Nitrate Cmpds	46,000
Hercules – Brunswick	Glynn	Methanol	40,520
Wayne Farms – College Park	Fulton	Nitrate Cmpds	37,858
Beaulieu Plant 560	Whitfield	Certain Glycol Ethers	37,209

Table 10 Top Ten Chemical Releases per Facility to a POTW 2004

Transfers Data



Transfers are shipments of waste to treatment or disposal facilities for the purpose of disposal, treatment, energy recovery, or recycling. The chemical may be deposited directly into a landfill, or treated to reduce its toxicity before release to the environment.

For the 2004 TRI Report, EPD has separated these categories into two sections. All facilities reporting chemicals disposed are put into one section, and the remaining three categories (treatment, recovery, and recycling) are put into another section, called recycling.

The reader will notice that the transfers category was left out of the Total Releases Table at the beginning of this report. You will find the data for the years 1998-2004 below*.

Year	Transfers for Disposal (Pounds)
1998	6,508,104
1999	6,379,520
2000	8,830,716
2001	3,719,037
2002	4,025,660
2004	2,559,289

Table 11 Transfers for Disposal*

*No report was issued for 2003.

In the following four tables, the first two tables may list a facility numerous times. This may be due to multiple events or transfers, even if the chemical is the same.

GEORGIA DEPARTMENT OF
NATURAL RESOURCES

Facility	County	Chemical	Disposal (Pounds)
Southwire – Carrollton	Carroll	Copper Cmpds	265,168
Aerosol Packaging	Cherokee	Toluene	234,747
Bon L Mfg	Coweta	Nitrate Cmpds	208,800
Maverick C & P	Early	Zinc Cmpds	110,158
Cooper Tire & Rubber	Dougherty	Zinc Cmpds	95,320
Certainteed Corp – Athena Dr	Clarke	Chromium Cmpds	80,795
Alcan Aluminum	Greene	Aluminum	69,126
International Paper – Savannah	Chatham	Manganese Cmpds	63,373
Trojan Battery	De Kalb	Lead Cmpds	52,166
Duracell	Troup	Manganese Cmpds	44,100

Table 12 Top Ten Single Chemical Transfers (Disposal) 2004

Facility	County	Chemical	Recycled (Pounds)
Gerdau Ameristeel – Cartersville	Bartow	Zinc Cmpds	4,649,733
Merck	Dougherty	Methanol	4,178,360
YKK National Mfg – Macon	Bibb	Copper Cmpds	2,850,000
Merck	Dougherty	n-Hexane	2,412,500
Exide Technologies	Muscogee	Lead Cmpds	2,163,908
Trojan Battery	De Kalb	Lead Cmpds	2,111,082
Fiamm Technologies	Burke	Lead Cmpds	1,848,088
US Battery – Augusta	Richmond	Lead Cmpds	1,200,000
Photocircuits	Fayette	Copper Cmpds	1,170,027
Raven Wire & Cable	Carroll	Copper Cmpds	980,294

Table 13 Top Ten Single Chemical Transfers (Recycle) 2004

The following two tables combine all transfer events for the facility.

Facility	County	Transfers (Pounds)
Southwire – Carrollton	Carroll	295,284
Aerosol Packaging	Cherokee	234,747
Bon L Mfg	Coweta	224,320
International Paper – Savannah	Chatham	157,250
Maverick C & P	Early	111,183
Cooper Tire & Rubber	Dougherty	97,930
Certainteed Corp – Athena Dr	Clarke	81,177
Alcan Aluminum	Greene	70,226
Nisshinbo Automotive	Newton	64,241
Trojan Battery	De Kalb	53,302

Table 14 Top Ten Facilities Transfers (Disposal) 2004

Facility	County	Transfers (Pounds)
Merck	Dougherty	8,229,564
Gerdau Ameristeel – Cartersville	Bartow	5,339,785
YKK National Mfg – Macon	Bibb	2,854,200
Exide Technologies	Muscogee	2,163,908
Trojan Battery	De Kalb	2,151,451
Fiamm Technologies	Burke	1,848,088
Photocircuits Corporation	Fayette	1,272,280
US Battery – Augusta	Richmond	1,200,000
Raven Wire & Cable	Carroll	980,294
IFF – Augusta	Richmond	864,454

Table 15 Top Ten Facilities Transfers (Recycle) 2004

Accidental Release Data



This category in the Georgia TRI Report shows accidental release information. This quantity is typically the result of a direct release to the environment as a one-time event that is not associated with a production process. They can include accidental spills or remedial actions not addressed elsewhere in the report. They may also be associated with a catastrophic event, such as a fire, flood, or tornado.

EPD finds this category to be most interesting to the reader, as these releases are not permitted discharges. EPD has included the entire list of reported releases (sorted by county name) for this category for the benefit of the reader.

Facility Name	County	Chemical Released	Pounds Released
Anheuser Busch Cartersville	Bartow	Ammonia	39
Tyson Foods Feedmill - Fairmount	Bartow	Formaldehyde	1
Briggs & Stratton Corp	Bulloch	1,2,4-Trimethylbenzene	0.10
Briggs & Stratton Corp	Bulloch	Copper Compounds	0.10
Briggs & Stratton Corp	Bulloch	Lead Compounds	0.10
Briggs & Stratton Corp	Bulloch	Toluene	0.10
Briggs & Stratton Corp	Bulloch	Xylene (mixed isomers)	0.10
Southwire - Carrollton	Carroll	Copper Compounds	73
Southwire - Carrollton	Carroll	Lead Compounds	12
Atlantic Wood	Chatham	Dioxin and Dioxin-like Compounds*	1

GEORGIA DEPARTMENT OF
NATURAL RESOURCES

Atlantic Wood	Chatham	Dioxin and Dioxin-like Compounds*	0.09
Power Partners	Clarke	Certain glycol ethers	1
Power Partners	Clarke	Chromium Compounds	1
Power Partners	Clarke	Copper Compounds	1
Power Partners	Clarke	Manganese Compounds	1
Power Partners	Clarke	Nickel Compounds	1
Bosse Concrete	Clayton	Lead Compounds	0.01
Resolution Specialty Materials - Forest Park	Clayton	Phthalic anhydride	4,940
Lynx Chemical - Smyrna	Cobb	Hydrochloric acid	26
Drexel Chemical	Crisp	1,2,4-Trimethylbenzene	436
Drexel Chemical	Crisp	Copper Compounds	1,325
Drexel Chemical	Crisp	Diazinon	4
Drexel Chemical	Crisp	Dimethoate	29
Engelhard Corp - Attapulgus	Decatur	Nitrate Compounds	201
Engelhard Corp - Attapulgus	Decatur	Nitric acid	370
Ashland Distribution Co	Dekalb	1,2,4-Trimethylbenzene	645
Chevron - Doraville	Dekalb	1,2,4-Trimethylbenzene	16
Chevron - Doraville	Dekalb	1,2,4-Trimethylbenzene	16
PB N.A. - Doraville #2	Dekalb	1,2,4-Trimethylbenzene	1
PB N.A. - Doraville #2	Dekalb	Benzene	9
Chevron - Doraville	Dekalb	Benzene	6
Chevron - Doraville	Dekalb	Benzene	6
Ashland Distribution Co	Dekalb	Dichloromethane	153
Chevron - Doraville	Dekalb	Ethylbenzene	5
PB N.A. - Doraville #2	Dekalb	Ethylbenzene	4
PB N.A. - Doraville #2	Dekalb	Naphthalene	2
Chevron - Doraville	Dekalb	n-Hexane	6
Ashland Distribution Co	Dekalb	Tetrachloroethylene	2,066
Ashland Distribution Co	Dekalb	Toluene	44
Chevron - Doraville	Dekalb	Toluene	24
PB N.A. - Doraville #2	Dekalb	Toluene	16
Ashland Distribution Co	Dekalb	Trichloroethylene	1,097
Ashland Distribution Co	Dekalb	Xylene (mixed isomers)	49
Chevron - Doraville	Dekalb	Xylene (mixed isomers)	28
PB N.A. - Doraville #2	Dekalb	Xylene (mixed isomers)	22
Merck	Dougherty	Ammonia	11
Merck	Dougherty	Ethylene glycol	210
Merck	Dougherty	Methanol	3
Merck	Dougherty	Triethylamine	1
Georgia Masonry Supply	Fayette	Lead Compounds	0.01

G E O R G I A D E P A R T M E N T O F
N A T U R A L R E S O U R C E S

Georgia Masonry Supply	Fayette	Lead Compounds	0.01
Zartic - West Rome	Floyd	Ammonia	360
Perimeter Terminal	Fulton	1,2,4-Trimethylbenzene	4
Perimeter Terminal	Fulton	Benzene	7
Perimeter Terminal	Fulton	Ethylbenzene	3
Whitaker Oil	Fulton	Methanol	1,593
Whitaker Oil	Fulton	n-Hexane	3,100
Perimeter Terminal	Fulton	n-Hexane	9
Hansgrohe	Fulton	Nickel Compounds	29,311
Hansgrohe	Fulton	Nitric acid	42,000
Bondo Corp	Fulton	Styrene	27
Perimeter Terminal	Fulton	Toluene	16
Perimeter Terminal	Fulton	Xylene (mixed isomers)	12
Calhoun Plastics & Chemicals	Gordon	Diisocyanates	1
Omnova Solutions	Gordon	Styrene	644
Hibino Corp	Hall	Copper Compounds	294
Hibino Corp	Hall	Lead Compounds	0.30
Piedmont Labs	Hall	Methanol	100
Piedmont Labs	Hall	NA	10
Piedmont Labs	Hall	Tetrachloroethylene	100
Piedmont Labs	Hall	Xylene (mixed isomers)	100
Cagles - Pine Mntn Valley	Harris	Ammonia	550
Johnson & Johnson	Hart	Zinc Compounds	1,100
Langdale Forest Products	Lowndes	Arsenic Compounds	148
Langdale Forest Products	Lowndes	Chromium Compounds	373
Langdale Forest Products	Lowndes	Copper Compounds	281
Langdale Forest Products	Lowndes	Lead Compounds	1
Tin Inc - Temple Inland	McDuffie	Formaldehyde	157
Tin Inc - Temple Inland	McDuffie	Methanol	78
Kemira Chemical - Columbus	Muscogee	Epichlorohydrin	0.19
Exide Technologies	Muscogee	Lead Compounds	0.24
Zartic - Cedartown	Polk	Ammonia	77
Kendall Company	Richmond	Ethylene oxide	30
Great Southern Wood Preserving - Conyers	Rockdale	Arsenic Compounds	1,317
Biolab	Rockdale	Chlorine	37,728
Great Southern Wood Preserving - Conyers	Rockdale	Chromium Compounds	1,317
Great Southern Wood Preserving - Conyers	Rockdale	Copper Compounds	1,317
Biolab	Rockdale	Hydrochloric acid	30,660
King America Finishing	Screven	Certain glycol ethers	1,141
King America Finishing	Screven	Vinyl Acetate	5


GEORGIA DEPARTMENT OF
NATURAL RESOURCES

Interface Flooring System	Troup	Diisocyanates	250
Caterpillar - LaGrange	Troup	Ethylene glycol	250
Interface Flooring System	Troup	Polycyclic aromatic Compounds	0.05
Rayonier Performance Fibers - Jesup	Wayne	Chlorine dioxide	4
Shaw Industries Plant 81	Whitfield	Benzo(G,H,I)perylene	0.20
Shaw Industries Plant 1,3	Whitfield	Benzo(G,H,I)perylene	0.12
Textile Rubber - Dalton	Whitfield	Diisocyanates	420
Shaw Industries Plant 81	Whitfield	Polycyclic aromatic Compounds	19
Shaw Industries Plant 1,3	Whitfield	Polycyclic aromatic Compounds	11
Shaw Industries Plant 20	Whitfield	Polycyclic aromatic Compounds	0.40

Table 16 Releases not Associated with Production 2004

*The unit for dioxin and dioxin-like compounds is grams.

PBT Chemicals Data



There are many chemicals listed in EPA's PBT (Persistent Bioaccumulative Toxins) category, but only a few are released by facilities in Georgia. Mercury compounds, lead, dioxin and dioxin-like compounds and polycyclic aromatic compounds (PAC's) are among the few released.

These chemicals may be carcinogenic, but the most important characteristic of PBT's is that they remain in the body of the person ingesting them. For example if a shrimp absorbed such a chemical, and a fish ate the shrimp, and then a bigger fish ate that fish. And if eventually a person ate that fish, he would gain the chemical from all the animals, right down to the first shrimp.

Dioxin and dioxin-like compounds has its own table because the quantities are listed in grams.

Mercury and PAC's are reported in pounds. The unit for dioxin and dioxin-like chemicals is in grams, due to the lower threshold requirement. All releases including these chemicals are listed in the following table with

the exception of accidental releases, which are noted in the previous table.

Facility Name	County	Chemical	Fugitive Air (grams)	Stack Air (grams)	Land (grams)	POTW (grams)	Water (grams)	Waterway Impacted
Akzo Nobel Ink & Adhesive Resins	APPLING	DIOXIN AND DIOXIN-LIKE COMPOUNDS	0	0.21	0	0	0	
Langboard MDF	ATKINSON	DIOXIN AND DIOXIN-LIKE COMPOUNDS	0	0.12	0	0	0	
Gerdau Ameristeel - Cartersville	BARTOW	DIOXIN AND DIOXIN-LIKE COMPOUNDS	0.13	0.01	0	0	0	
Bowen Electric Gen Plant	BARTOW	DIOXIN AND DIOXIN-LIKE COMPOUNDS	0	1	0	0	0	
Graphic Packaging	BIBB	DIOXIN AND DIOXIN-LIKE COMPOUNDS	0	0.88	0	0	0	
Southwire - Carrollton	CARROLL	DIOXIN AND DIOXIN-LIKE COMPOUNDS	0	2	0	0	0	
Southwire - Carrollton	CARROLL	DIOXIN AND DIOXIN-LIKE COMPOUNDS	0	0	0	0	0	
Atlantic Wood	CHATHAM	DIOXIN AND DIOXIN-LIKE COMPOUNDS	0	0.03	0	0	0.09	SAVANNAH RIVER
Kerr-McGee - Savannah	CHATHAM	DIOXIN AND DIOXIN-LIKE COMPOUNDS	0	0.60	601	0	0.54	SAVANNAH RIVER
Weyerhaeuser - Pt Wentworth	CHATHAM	DIOXIN AND DIOXIN-LIKE COMPOUNDS	0	0.84	0	0	0.69	SAVANNAH RIVER
Atlantic Wood	CHATHAM	DIOXIN AND DIOXIN-LIKE COMPOUNDS	0	0	0	0	1	SAVANNAH RIVER
International Paper	CHATHAM	DIOXIN AND	0	0.91	0	0	0	

G E O R G I A D E P A R T M E N T O F
N A T U R A L R E S O U R C E S

- Savannah		DIOXIN-LIKE COMPOUNDS						
Savannah Electric - Plant Kraft	CHATHAM	DIOXIN AND DIOXIN-LIKE COMPOUNDS	0	0.10	0	0	0	
Caraustar Mill - Austell	COBB	DIOXIN AND DIOXIN-LIKE COMPOUNDS	0	0.10	0	0	0	
McDonough/Atkinson Electric Gen Plant	COBB	DIOXIN AND DIOXIN-LIKE COMPOUNDS	0	0.23	0	0	0	
Bon L Mfg	COWETA	DIOXIN AND DIOXIN-LIKE COMPOUNDS	0.02	0.09	0	0	0	
Yates Electric Gen Plant	COWETA	DIOXIN AND DIOXIN-LIKE COMPOUNDS	0	0.43	0	0	0	
Norbord Georgia	CRISP	DIOXIN AND DIOXIN-LIKE COMPOUNDS	0	0.13	0.01	0	0	
Procter & Gamble - Albany	DOUGHERTY	DIOXIN AND DIOXIN-LIKE COMPOUNDS	0.00	0.25	0	0.02	0	
Great Southern Paper	EARLY	DIOXIN AND DIOXIN-LIKE COMPOUNDS	0	2	0.22	0	0	
Fort James Savannah River Mill	EFFINGHAM	DIOXIN AND DIOXIN-LIKE COMPOUNDS	0	0.55	0.92	0	0	
Inland Paperboard	FLOYD	DIOXIN AND DIOXIN-LIKE COMPOUNDS	0	1	0.29	0	0	
Hammond Electric Gen Plant	FLOYD	DIOXIN AND DIOXIN-LIKE COMPOUNDS	0	0.29	0	0	0	
Meredith Inc	FULTON	DIOXIN AND DIOXIN-LIKE COMPOUNDS	0	0	0	0.04	0	
Brunswick Cellulose	GLYNN	DIOXIN AND DIOXIN-LIKE COMPOUNDS	0	2	2	0	0.19	TURTLE RIVER
Hercules - Brunswick	GLYNN	DIOXIN AND DIOXIN-LIKE COMPOUNDS	0	0.45	0	0	0	
Alcan Aluminum	GREENE	DIOXIN AND DIOXIN-LIKE COMPOUNDS	0	0	0	0	0	
Wansley Electric Gen Plant	HEARD	DIOXIN AND DIOXIN-LIKE COMPOUNDS	0	0.84	0	0	0	
Cemex	HOUSTON	DIOXIN AND DIOXIN-LIKE COMPOUNDS	0	0.30	0	0	0	
Huber Engineered Woods	JACKSON	DIOXIN AND DIOXIN-LIKE COMPOUNDS	0	0.11	0	0	0	
Georgia Pacific - Monticello Plywood	JASPER	DIOXIN AND DIOXIN-LIKE COMPOUNDS	0	0.19	0.06	0	0	
SP Newsprint	LAURENS	DIOXIN AND DIOXIN-LIKE COMPOUNDS	0	0.19	0.11	0	0	
Interstate Paper	LIBERTY	DIOXIN AND DIOXIN-LIKE COMPOUNDS	0	0.50	0.57	0	0	
DOD - Ft Stewart	LIBERTY	DIOXIN AND DIOXIN-LIKE COMPOUNDS	0	0.94	0	0	0	

G E O R G I A D E P A R T M E N T O F
N A T U R A L R E S O U R C E S

Packaging Corp of America	LOWNDES	DIOXIN AND DIOXIN-LIKE COMPOUNDS	0	0.73	0.11	0	0	
Archer Daniels Midland	LOWNDES	DIOXIN AND DIOXIN-LIKE COMPOUNDS	0	0.92	0	0	0	
Weyerhaeuser - Oglethorpe	MACON	DIOXIN AND DIOXIN-LIKE COMPOUNDS	0	0.74	0.86	0	0.00	FLINT RIVER
Georgia Pacific - Warm Springs	MERIWETHER	DIOXIN AND DIOXIN-LIKE COMPOUNDS	0	0.13	0.03	0	0	
Scherer Electric Gen Plant	MONROE	DIOXIN AND DIOXIN-LIKE COMPOUNDS	0	2	0	0	0	
Georgia Pacific - Madison	MORGAN	DIOXIN AND DIOXIN-LIKE COMPOUNDS	0	0.13	0.04	0	0	
Branch Electric Gen Plant	PUTNAM	DIOXIN AND DIOXIN-LIKE COMPOUNDS	0	0.55	0	0	0	
Rabun Apparel	RABUN	DIOXIN AND DIOXIN-LIKE COMPOUNDS	0.00	0.03	0	0	0.00	LITTLE TENNESSEE RIVER
PCS Nitrogen Fertilizer	RICHMOND	DIOXIN AND DIOXIN-LIKE COMPOUNDS	0	0	0	0	3	SAVANNAH RIVER
International Paper - Augusta	RICHMOND	DIOXIN AND DIOXIN-LIKE COMPOUNDS	0	1	0.26	0	0	
Rayonier Performance Fibers - Jesup	WAYNE	DIOXIN AND DIOXIN-LIKE COMPOUNDS	0	0.27	0.77	0	0	

Table 17 Dioxin Releases 2004

G E O R G I A D E P A R T M E N T O F
N A T U R A L R E S O U R C E S

Facility Name	County	Chemical	Fugitive Air (pounds)	Stack Air (pounds)	Land (pounds)	POTW (pounds)	Water (pounds)	Waterway
Owens Corning	CHATHAM	BENZO(G,H,I)PERYLENE	0	0	0	0	0	
Building Materials Mfg	CHATHAM	BENZO(G,H,I)PERYLENE	0	0.15	0	0	0	
International Paper - Savannah	CHATHAM	BENZO(G,H,I)PERYLENE	0	1	0	0	0	
Citgo Asphalt Refining	CHATHAM	BENZO(G,H,I)PERYLENE	0	0.00	0	0	0	
GM - Doraville	DEKALB	BENZO(G,H,I)PERYLENE	0	0.10	0	0	0	
Great Southern Paper	EARLY	BENZO(G,H,I)PERYLENE	0	2	0	0	0	
Owens Corning	FULTON	BENZO(G,H,I)PERYLENE	0	0	0	0	0	
Owens Corning	FULTON	BENZO(G,H,I)PERYLENE	0	0.10	42	0	0	
Brunswick Cellulose	GLYNN	BENZO(G,H,I)PERYLENE	0	1	0	0	0	
Interstate Paper	LIBERTY	BENZO(G,H,I)PERYLENE	0	0.56	3	0	0	
Weyerhaeuser - Oglethorpe	MACON	BENZO(G,H,I)PERYLENE	0	0.68	0.11	0	1	FLINT RIVER
Branch Electric Gen Plant	PUTNAM	BENZO(G,H,I)PERYLENE	0	0.10	0	0	0	
Rabun Apparel	RABUN	BENZO(G,H,I)PERYLENE	0	0.02	0	0	0	
International Paper - Augusta	RICHMOND	BENZO(G,H,I)PERYLENE	0	2	4	0	7	SAVANNAH RIVER
DSM Chemicals	RICHMOND	BENZO(G,H,I)PERYLENE	0	0.01	0	0	33	SAVANNAH RIVER
DSM Resins	RICHMOND	BENZO(G,H,I)PERYLENE	0	0.00	0	0	0	
Goodyear- Social Circle	WALTON	BENZO(G,H,I)PERYLENE	0	0.96	0	0	0	
Rayonier Performance Fibers - Jesup	WAYNE	BENZO(G,H,I)PERYLENE	0	2	2	0	0	
Shaw Industries Plant 81	WHITFIELD	BENZO(G,H,I)PERYLENE	0	0	0	0	0	
Shaw Industries Plant 20	WHITFIELD	BENZO(G,H,I)PERYLENE	0	0	0	0	0	
Shaw Industries Plant 1,3	WHITFIELD	BENZO(G,H,I)PERYLENE	0	0	0	0	0	
Akzo Nobel Ink & Adhesive Resins	APPLING	LEAD COMPOUNDS	0	1,174	0	0.42	0	
Langboard MDF	ATKINSON	LEAD COMPOUNDS	0	42	0	0.15	0	
LaFarge Concrete - Winder	BARROW	LEAD COMPOUNDS	0.01	0.01	0	0	0	
Chemical Prods Corp	BARTOW	LEAD COMPOUNDS	0.10	34	0	0	1	ETOWAH RIVER
Shaw Industries Plant 15X	BARTOW	LEAD COMPOUNDS	0	0	0	0	0	
Trinity Industries - Plant 493	BARTOW	LEAD COMPOUNDS	1	0	0	0	0	
Bowen Electric Gen Plant	BARTOW	LEAD COMPOUNDS	0	2,472	40,935	0	0	
Gerdau Ameristeel - Cartersville	BARTOW	LEAD COMPOUNDS	2,557	4,021	0	0	0	
Delphi Energy & Chassis - Fitzgerald	BEN HILL	LEAD COMPOUNDS	0	2,386	0	1	14	TURKEY CREEK
Lippert Components - Plant 16	BEN HILL	LEAD COMPOUNDS	0	0	0	0	0	
Gilman Building Products	BEN HILL	LEAD COMPOUNDS	693	0	0	0	0	
Chevron - Macon	BIBB	LEAD COMPOUNDS	0	0	0	0	0	
RJ Reynolds Tobacco	BIBB	LEAD COMPOUNDS	0	15	0	0	0	
Armstrong World Ind	BIBB	LEAD COMPOUNDS	0	2	0	0	0	

G E O R G I A D E P A R T M E N T O F
N A T U R A L R E S O U R C E S

Graphic Packaging	BIBB	LEAD COMPOUNDS	0	200	70	400	0	
LaFarge Concrete - Roff Avenue	BIBB	LEAD COMPOUNDS	0.01	0.01	0	0	0	
Langboard OSB	BROOKS	LEAD COMPOUNDS	0	39	1	0	0	
Micro Craft	BROOKS	LEAD COMPOUNDS	0	0	0	0	0	
Hobart Plant #56	BRYAN	LEAD COMPOUNDS	0.25	0.25	0	0.23	0	
Loxreen Co	BULLOCH	LEAD COMPOUNDS	0.10	0	0	0	0	
Briggs & Stratton Corp	BULLOCH	LEAD COMPOUNDS	0	0	0	0.67	0	
WM Sheppar Lumber	BULLOCH	LEAD COMPOUNDS	51	0	0	0	0	
Claude Howard Lumber	BULLOCH	LEAD COMPOUNDS	0	479	0	0	0	
Fiamm Technologies	BURKE	LEAD COMPOUNDS	0	96	0	0.54	0	
American Woodmark Corp	BUTTS	LEAD COMPOUNDS	0	0	0	0	0	
Southwire - Carrollton	CARROLL	LEAD COMPOUNDS	0	0	0	0.30	6	BUFFALO CREEK
Southwire - Carrollton	CARROLL	LEAD COMPOUNDS	0.80	0	0	1	7	BUFFALO CREEK
Southwire - Carrollton	CARROLL	LEAD COMPOUNDS	25	315	0	0	14	BUFFALO CREEK
International Paper - Folkston	CHARLTON	LEAD COMPOUNDS	0	27	0	0	0	
NEW NGC Inc	CHATHAM	LEAD COMPOUNDS	0	0.50	0	0	0.20	SAVANNAH RIVER
NEW NGC Inc	CHATHAM	LEAD COMPOUNDS	0	0.00	0	0	0.20	DUNDEE CANAL
Weyerhaeuser - Pt Wentworth	CHATHAM	LEAD COMPOUNDS	0	50	0	0	64	SAVANNAH RIVER
Kerr-McGee - Savannah	CHATHAM	LEAD COMPOUNDS	0	0	6,712	0	65	SAVANNAH RIVER
JCB Inc	CHATHAM	LEAD COMPOUNDS	2	0	0	5	0	
Building Materials Mfg	CHATHAM	LEAD COMPOUNDS	0	0.01	0	0	0	
International Paper - Savannah	CHATHAM	LEAD COMPOUNDS	0	150	0	0	0	
Savannah Electric - Plant Kraft	CHATHAM	LEAD COMPOUNDS	0	36	107	0	0	
LaFarge Concrete - Stiles Avenue	CHATHAM	LEAD COMPOUNDS	0.02	0.02	0	0	0	
Sherman Concrete Pipe	Chatham	LEAD COMPOUNDS	0.14	0.00	0	0	0	
US Customs House Firing Range	CHATTAHOOCHEE	LEAD COMPOUNDS	0	0	0	0	0	
DOD Ft Benning Range Facility	CHATTAHOOCHEE	LEAD COMPOUNDS	0	0	42,156	0	0	
DOD Ft Benning Infantry Center	CHATTAHOOCHEE	LEAD COMPOUNDS	0	0	3	0	0	
DOD Ft Benning Range Facility	CHATTAHOOCHEE	LEAD COMPOUNDS	304	0	0	0	0	
Best Mfg - Menlo	CHATTOOGA	LEAD COMPOUNDS	0	0	0	0	0	
Mount Vernon Mills - Apparel Fabrics	CHATTOOGA	LEAD COMPOUNDS	0	14	812	0	0	
Isotech International	CHEROKEE	LEAD COMPOUNDS	0	0	0	0	0	
Chart Industries	CHEROKEE	LEAD COMPOUNDS	0	0	0	0	0	
JD's Glassworks	CHEROKEE	LEAD COMPOUNDS	0	0	0	0	0	
LaFarge Concrete - Canton	CHEROKEE	LEAD COMPOUNDS	0.01	0.01	0	0	0	

G E O R G I A D E P A R T M E N T O F
N A T U R A L R E S O U R C E S

Oliver Rubber Co	CLARKE	LEAD COMPOUNDS	0.10	0.10	0	0.10	0.50	MIDDLE OCONEE RIVER
Eaton Supercharger	CLARKE	LEAD COMPOUNDS	0	0	0	0.59	0	
LaFarge Concrete - Athens	CLARKE	LEAD COMPOUNDS	0.01	0.01	0	0	0	
Certainteed Corp - Athena Dr	CLARKE	LEAD COMPOUNDS	0	6	0	0	0	
Sherwin-Williams	CLAYTON	LEAD COMPOUNDS	0	0.10	0	2	0	
Bosse Concrete	CLAYTON	LEAD COMPOUNDS	0.01	0	0	0	0	
McDonough/Atkinson Electric Gen Plant	COBB	LEAD COMPOUNDS	0	333	19,003	0	15	CHATTAHOOCHEE RIVER
Dupont Atlanta Warehouse	COBB	LEAD COMPOUNDS	0	0	0	0	0	
Caraustar Mill - Austell	COBB	LEAD COMPOUNDS	0	16	0	0	0	
Automated Logic	COBB	LEAD COMPOUNDS	0	20	0	0	0	
First American Resources	COBB	LEAD COMPOUNDS	0	6	0	0.50	0	
LaFarge Concrete - Austell	COBB	LEAD COMPOUNDS	0.01	0.01	0	0	0	
LaFarge Concrete - Marietta	COBB	LEAD COMPOUNDS	0.01	0.01	0	0	0	
LaFarge Concrete - Kennesaw	COBB	LEAD COMPOUNDS	0.01	0.01	0	0	0	
LaFarge Concrete - Smyrna	COBB	LEAD COMPOUNDS	0.02	0.02	0	0	0	
Hubbell Die Casting	COLQUITT	LEAD COMPOUNDS	0	5	0	0	0	
Beadles Lumber	COLQUITT	LEAD COMPOUNDS	44	0	0	0	0	
Greenfield Industries	COLUMBIA	LEAD COMPOUNDS	0	0	0	0.20	0	
US Battery - Evans	COLUMBIA	LEAD COMPOUNDS	0	0	0	10	0	
Bon L Mfg	COWETA	LEAD COMPOUNDS	0.00	0.00	0	0	0.00	TRIBUTARY TO MINERAL SPRINGS BRANCH
Yates Electric Gen Plant	COWETA	LEAD COMPOUNDS	0	546	39,987	0	0	
Newnan Concrete	COWETA	LEAD COMPOUNDS	0.01	0.01	0	0	0	
EBAA Iron - Cordele	CRISP	LEAD COMPOUNDS	3	1	5	0	2	LAKE BLACKSHEAR
Norbord Georgia	CRISP	LEAD COMPOUNDS	0	6	763	0	0	
American Fibers & Yarns	DECATUR	LEAD COMPOUNDS	0	0	0	0	0	
Engelhard Corp - Attapulgus	DECATUR	LEAD COMPOUNDS	1	61	2,347	0	0	
Shaw Industries Plant 70	DECATUR	LEAD COMPOUNDS	0.12	0.12	0	0.60	0	
Trojan Battery	DEKALB	LEAD COMPOUNDS	11	43	0	72	7	PANTHER BRANCH
Arch Wood Protection	DEKALB	LEAD COMPOUNDS	0	0	0	0	0	
Georgia Oxide	DEKALB	LEAD COMPOUNDS	10	18	0	0	0	
OldCastle Precast	DEKALB	LEAD COMPOUNDS	0.00	0.00	0	0	0	
Lithonia Concrete Plant	DEKALB	LEAD COMPOUNDS	0.01	0.01	0	0	0	
OldCastle Retail	DEKALB	LEAD COMPOUNDS	0	0.10	0	0	0	
Georgia Pacific - Vienna	DOOLY	LEAD COMPOUNDS	0	249	0	0	0	
Procter & Gamble - Albany	DOUGHERTY	LEAD COMPOUNDS	0	12	0	4	0	
Schuff Steel	DOUGHERTY	LEAD COMPOUNDS	0	0	0	0	0	
Mitchell Electric Gen Plant	DOUGHERTY	LEAD COMPOUNDS	0	34	2,842	0	0	

G E O R G I A D E P A R T M E N T O F
N A T U R A L R E S O U R C E S

Miller Breweries East	DOUGHERTY	LEAD COMPOUNDS	0	19	0	0	0	
Marine Corps - Albany Pistol Range	DOUGHERTY	LEAD COMPOUNDS	45	0	1,899	0	0	
LaFarge Concrete - Douglasville	DOUGLAS	LEAD COMPOUNDS	0.01	0.01	0	0	0	
Great Southern Paper	EARLY	LEAD COMPOUNDS	0	200	7,968	0	250	CHATTAHOOCHEE RIVER
Fort James Savannah River Mill	EFFINGHAM	LEAD COMPOUNDS	0	15	2,189	0	30	SAVANNAH RIVER
International Paper - Meldrim	EFFINGHAM	LEAD COMPOUNDS	0	10	0	0	0	
Savannah Electric - Plant McIntosh	EFFINGHAM	LEAD COMPOUNDS	0	40	4,302	0	0	
Sherman Concrete Pipe	EFFINGHAM	LEAD COMPOUNDS	0.05	0	0	0	0	
South Atlantic Galvanizing	EVANS	LEAD COMPOUNDS	51	0	0	0	0	
Georgia Pacific	EVANS	LEAD COMPOUNDS	0	4	0	0	0	
GS Roofing Products	FAYETTE	LEAD COMPOUNDS	15	0.40	0	0	3	LINE CREEK
Photocircuits Corp	FAYETTE	LEAD COMPOUNDS	0	1	0	1	0	
Panasonic Automotive	FAYETTE	LEAD COMPOUNDS	0	0	0	0	0	
Photocircuits	FAYETTE	LEAD COMPOUNDS	0	1	0	1	0	
Georgia Masonry Supply	FAYETTE	LEAD COMPOUNDS	0.01	0	0	0	0	
Georgia Masonry Supply	FAYETTE	LEAD COMPOUNDS	0.01	0	0	0	0	
Bekaert Steel	FLOYD	LEAD COMPOUNDS	1	368	18	4	120	SILVER CREEK
Inland Paperboard	FLOYD	LEAD COMPOUNDS	0	180	8,580	0	180	COOSA RIVER
Rome Die Casting	FLOYD	LEAD COMPOUNDS	2	0.50	0	0	0	
A & L Shielding	FLOYD	LEAD COMPOUNDS	0	0	0	0	0	
Hammond Electric Gen Plant	FLOYD	LEAD COMPOUNDS	0	246	25,068	0	0	
SI Storey Lumber	FLOYD	LEAD COMPOUNDS	0	0	150	0	0	
Sherman Concrete Pipe	FLOYD	LEAD COMPOUNDS	0.11	0.00	0	0	0	
L-3 Communications	FORSYTH	LEAD COMPOUNDS	0	0.40	0	17	0	
American Die Technology	FORSYTH	LEAD COMPOUNDS	0	0	0	0	0	
LaFarge Concrete - Cumming	FORSYTH	LEAD COMPOUNDS	0.01	0.01	0	0	0	
Carry-on Trailer Corp	FRANKLIN	LEAD COMPOUNDS	3	0	0	0	0	
Metalplate Galvanizing	FULTON	LEAD COMPOUNDS	0	42	0	0	8	UTOY CREEK
Alchem Plastics	FULTON	LEAD COMPOUNDS	0	0	0	0	0	
P & D Color Company	FULTON	LEAD COMPOUNDS	0	0	0	0	0	
Owens Brockway Plant 10	FULTON	LEAD COMPOUNDS	0.10	620	0	0	0	
Owens Corning	FULTON	LEAD COMPOUNDS	106	26	0	0	0	
Ennis Paint - Atlanta	FULTON	LEAD COMPOUNDS	215	528	0	0	0	
Lathem Tire	FULTON	LEAD COMPOUNDS	0	0	0	0	0	
Transpro - Atlanta	FULTON	LEAD COMPOUNDS	0	15	0	0	0	
Ford Motor - Atlanta	FULTON	LEAD COMPOUNDS	0	0.27	0	5	0	
Acuity Specialty Products Group	FULTON	LEAD COMPOUNDS	0	0	0	0.20	0	
LaFarge Concrete - Alpharetta	FULTON	LEAD COMPOUNDS	0.01	0.01	0	0	0	
Red Oak Concrete	FULTON	LEAD COMPOUNDS	0.02	0.02	0	0	0	

G E O R G I A D E P A R T M E N T O F
N A T U R A L R E S O U R C E S

LaFarge Concrete - Glenwood Ave	FULTON	LEAD COMPOUNDS	0.02	0.02	0	0	0	
LaFarge Concrete - Armour Drive	FULTON	LEAD COMPOUNDS	0.04	0.04	0	0	0	
Brunswick Cellulose	GLYNN	LEAD COMPOUNDS	0	78	678	0	135	TURTLE RIVER
Homeland Security FLETC Glynco	GLYNN	LEAD COMPOUNDS	0	0	13,612	0	0	
Homeland Security FLETC Glynco	GLYNN	LEAD COMPOUNDS	74	0	98	0	0	
Georgia Pacific Sterling	GLYNN	LEAD COMPOUNDS	0	0.60	0	0	0	
Alcan Aluminum	GREENE	LEAD COMPOUNDS	0	0	0	0	0	
NEW NGC Inc	GWINNETT	LEAD COMPOUNDS	0	0	0	0	0.10	SHETLIE CREEK & YELLOW RIVER
Nazdar Atlanta	GWINNETT	LEAD COMPOUNDS	5	11	0	0	0	
Elesys North America	GWINNETT	LEAD COMPOUNDS	0	0	0	0	0	
EMS Technologies	GWINNETT	LEAD COMPOUNDS	0	0	0	0	0	
OKI Telecom	GWINNETT	LEAD COMPOUNDS	0	0	0	0	0	
Cooper B-Line - Norcross	GWINNETT	LEAD COMPOUNDS	0	0	1	0	0	
Spectral Response	GWINNETT	LEAD COMPOUNDS	1	1	0	0	0	
Wika Instrument Corp	GWINNETT	LEAD COMPOUNDS	0	16	0	9	0	
LaFarge Concrete - Lawrenceville	GWINNETT	LEAD COMPOUNDS	0.01	0.01	0	0	0	
LaFarge Concrete - Duluth	GWINNETT	LEAD COMPOUNDS	0.02	0.02	0	0	0	
LaFarge Concrete - Doraville	GWINNETT	LEAD COMPOUNDS	0.02	0.02	0	0	0	
Whitehead Die Casting	HALL	LEAD COMPOUNDS	0	5	0	0.10	0	
ICI Paints - Glidden	HALL	LEAD COMPOUNDS	0	0	0.03	0	0	
Hibino Corp	HALL	LEAD COMPOUNDS	0	0.20	0	0.12	0	
Indalex Aluminum	HALL	LEAD COMPOUNDS	0	0	0	0	0	
Cottrell Inc	HALL	LEAD COMPOUNDS	0	0	0	0	0	
Cargill - Gainesville	HALL	LEAD COMPOUNDS	0	0.90	0	0	0	
Quality Contract Mfg	HALL	LEAD COMPOUNDS	0	0	0	0	0	
Hayes Lemmerz International	HALL	LEAD COMPOUNDS	2	2	0	0.50	0	
LaFarge - Concrete - Gainesville	HALL	LEAD COMPOUNDS	0.01	0.01	0	0	0	
LaFarge Concrete - Friendship Road	HALL	LEAD COMPOUNDS	0.01	0.01	0	0	0	
Associated Rubber	HARALSON	LEAD COMPOUNDS	0	0	0	0	0	
Monroe Auto Equipment	HART	LEAD COMPOUNDS	0	0	0	18	0	
Wansley Electric Gen Plant	HEARD	LEAD COMPOUNDS	0	1,524	92,277	0	42	CHATTAHOOCHEE RIVER
Simmons Mfg	HENRY	LEAD COMPOUNDS	0	0	0	0	0	
LaFarge Concrete - Stockbridge	HENRY	LEAD COMPOUNDS	0.01	0.01	0	0	0	
Simplicity Mfg - Snapper Division	HENRY	LEAD COMPOUNDS	0	0	0	3	0	
DOD Robins AFB	HOUSTON	LEAD COMPOUNDS	2	2	0	0	7	OCMULGEE RIVER
LaFarge Concrete - Perry	HOUSTON	LEAD COMPOUNDS	0.01	0.01	0	0	0	

G E O R G I A D E P A R T M E N T O F
N A T U R A L R E S O U R C E S

LaFarge Concrete - Warner Robins	HOUSTON	LEAD COMPOUNDS	0.01	0.01	0	0	0	
Cemex	HOUSTON	LEAD COMPOUNDS	7	55	0	0	0	
Huber Engineered Woods	JACKSON	LEAD COMPOUNDS	0	53	0	0	0	
Louisiana Pacific - Athens	JACKSON	LEAD COMPOUNDS	0	5	0	0	0	
Georgia Pacific - Monticello Plywood	JASPER	LEAD COMPOUNDS	0	67	1,023	0	0	
Georgia Pacific - Monticello Panelboard	JASPER	LEAD COMPOUNDS	0	0	11	0	0	
MI Metals - Millen	JENKINS	LEAD COMPOUNDS	0	0	0	0	0	
SP Newsprint	LAURENS	LEAD COMPOUNDS	0	94	32	0	16	OCONEE RIVER
Rockwell Automation	LAURENS	LEAD COMPOUNDS	0	21	0	0	0	
Steelfab - Dublin	LAURENS	LEAD COMPOUNDS	0.00	0.01	0	0	0	
Gilman Building Products	LAURENS	LEAD COMPOUNDS	626	0	0	0	0	
DOD - Ft Stewart Firing Ranges	LIBERTY	LEAD COMPOUNDS	274	0	73,507	0	0	
Interstate Paper	LIBERTY	LEAD COMPOUNDS	0	27	38	0	0	
Packaging Corp of America	LOWNDES	LEAD COMPOUNDS	0	118	130	0	34	WITHLACOOCHEE RIVER
Langdale Forest Products	LOWNDES	LEAD COMPOUNDS	0	0	0	0	0	
DOD Moody AFB	LOWNDES	LEAD COMPOUNDS	0.08	0	12,535	0	0	
Weyerhaeuser - Oglethorpe	MACON	LEAD COMPOUNDS	0	130	3,872	0	40	FLINT RIVER
Trus Joist - Colbert	MADISON	LEAD COMPOUNDS	0	0.85	0	0	0	
Shaw Industries Plant 22	MCDUFFIE	LEAD COMPOUNDS	0	0	0	0	0	
Tin Inc - Temple Inland	MCDUFFIE	LEAD COMPOUNDS	0	2	0	0	0	
Townsend Bombing Range	MCINTOSH	LEAD COMPOUNDS	3	0	494	0	0	
Georgia Pacific - Warm Springs	MERIWETHER	LEAD COMPOUNDS	0	47	655	0	0	
Crown Technology	MERIWETHER	LEAD COMPOUNDS	27	0	0	0	0	
Scherer Electric Gen Plant	MONROE	LEAD COMPOUNDS	0	429	29,443	0	0	
Georgia Pacific - Madison	MORGAN	LEAD COMPOUNDS	0	9	763	0	0	
Exide Technologies	MUSCOGEE	LEAD COMPOUNDS	25	166	1,870	0.55	14	BULL CREEK
Goldens Foundry & Machine	MUSCOGEE	LEAD COMPOUNDS	120	0.00	0	0	0	
Precision Components	MUSCOGEE	LEAD COMPOUNDS	10	19	0	0	0	
Pratt & Whitney	MUSCOGEE	LEAD COMPOUNDS	0	0	0	5	0	
Intermet Foundry - Columbus	MUSCOGEE	LEAD COMPOUNDS	313	60	0	7	0	
Safety Kleen	MUSCOGEE	LEAD COMPOUNDS	0	0	0	0	0	
LaFarge Concrete - Columbus	MUSCOGEE	LEAD COMPOUNDS	0.01	0.01	0	0	0	
Sherman Concrete Pipe	MUSCOGEE	LEAD COMPOUNDS	0.12	0.00	0	0	0	
LaFarge Concrete - Oxford	NEWTON	LEAD COMPOUNDS	0.01	0.01	0	0	0	
Southwire - Watkinville	OCONEE	LEAD COMPOUNDS	0.40	4	0	0	2	UNNAMED TRIBUTARY TO OCONEE RIVER

G E O R G I A D E P A R T M E N T O F
N A T U R A L R E S O U R C E S

Hiram Concrete	PAULDING	LEAD COMPOUNDS	0.01	0.01	0	0	0	
LaFarge Concrete - Byron	PEACH	LEAD COMPOUNDS	0.01	0.01	0	0	0	
Gilman Building Products Co	PIERCE	LEAD COMPOUNDS	686	0	0	0	0	
Branch Electric Gen Plant	PUTNAM	LEAD COMPOUNDS	0	973	47,134	0	148	LAKE SINCLAIR
Rayonier Wood Products - Eatonton	PUTNAM	LEAD COMPOUNDS	0	20	0	0	0	
Rabun Apparel	RABUN	LEAD COMPOUNDS	1	120	0	0	10	LITTLE TENNESSEE RIVER
International Paper - Augusta	RICHMOND	LEAD COMPOUNDS	0	336	7,284	0	260	SAVANNAH RIVER
E-Z-Go Textron	RICHMOND	LEAD COMPOUNDS	0	1	0	4	0	
US Battery - Augusta	RICHMOND	LEAD COMPOUNDS	0	0	0	10	0	
LaFarge Concrete - Augusta	RICHMOND	LEAD COMPOUNDS	0.01	0.01	0	0	0	
LaFarge Concrete - Martinez	RICHMOND	LEAD COMPOUNDS	0.01	0.01	0	0	0	
Procter & Gamble - Augusta	RICHMOND	LEAD COMPOUNDS	0.00	0.28	0	0	0	
C & D Technologies	ROCKDALE	LEAD COMPOUNDS	0	165	0	4	17	YELLOW RIVER
Pratt Industries	ROCKDALE	LEAD COMPOUNDS	0	0.26	0	0.05	0	
Stowe Woodward	SPALDING	LEAD COMPOUNDS	2	0	0	0	0	
Bandag - Griffin	SPALDING	LEAD COMPOUNDS	0	0.04	0	0.21	0	
Ferro Corp	STEPHENS	LEAD COMPOUNDS	0.02	0.20	0	0	2	EASTANOLLEE
American Woodmark	STEPHENS	LEAD COMPOUNDS	0.44	0	0	0	0	
Royster Clark - Americus	SUMTER	LEAD COMPOUNDS	1	3	0	0	0	
Balfour Lumber	THOMAS	LEAD COMPOUNDS	58	0	0	0	0	
Tifton Aluminum	TIFT	LEAD COMPOUNDS	0	1	0	0	0.27	GUM CREEK
Duracell	TROUP	LEAD COMPOUNDS	0.02	0.55	0	0.10	0	
Interface Flooring System	TROUP	LEAD COMPOUNDS	32	0	0	0	0	
Federal-Mogul	TROUP	LEAD COMPOUNDS	0	110	0	0	0	
LaFarge Concrete - La Grange	TROUP	LEAD COMPOUNDS	0.01	0.01	0	0	0	
Keadle Lumber	UPSON	LEAD COMPOUNDS	65	0	0	0	0	
Roper Corporation	WALKER	LEAD COMPOUNDS	0	0	0	0.30	2	UNNAMED STREAM
Standridge Color	WALTON	LEAD COMPOUNDS	302	0	0	1	1	MEANS CREEK
Goodyear- Social Circle	WALTON	LEAD COMPOUNDS	0	0.04	0	0	0	
Wheland Foundry	WARREN	LEAD COMPOUNDS	0	2	0	0	2	BRIER CREEK
Georgia Pacific - Warrenton	WARREN	LEAD COMPOUNDS	0	4	0	0	0	
Lamson & Sessions	WASHINGTON	LEAD COMPOUNDS	0	0.02	0	0	0	
Rayonier Performance Fibers - Jesup	WAYNE	LEAD COMPOUNDS	0	320	14	0	440	ALTAMAHA RIVER
Universal Textile	WHITFIELD	LEAD COMPOUNDS	0	1	0	0	0	
Beaulieu Fibers	WHITFIELD	LEAD COMPOUNDS	0	0	0	10	0	
Beaulieu Fibers - Plant 20	WHITFIELD	LEAD COMPOUNDS	0	0	0	8	0	
Mohawk Industries - S Hamilton Street	WHITFIELD	LEAD COMPOUNDS	0	129	0	0	0	
Shaw Industries Plant	WHITFIELD	LEAD COMPOUNDS	0.23	0.24	0	0.80	0	

G E O R G I A D E P A R T M E N T O F
N A T U R A L R E S O U R C E S

WM								
Shaw Industries Plant 2, 4, 80	WHITFIELD	LEAD COMPOUNDS	0	253	0	0	0	
Langboard MDF	ATKINSON	MERCURY COMPOUNDS	0	5	0	0.02	0	
Gerdau Ameristeel - Cartersville	BARTOW	MERCURY COMPOUNDS	0.26	0.41	0	0	0	
Bowen Electric Gen Plant	BARTOW	MERCURY COMPOUNDS	0	874	153	0	0	
Graphic Packaging	BIBB	MERCURY COMPOUNDS	0	21	0	6	0	
RJ Reynolds Tobacco	BIBB	MERCURY COMPOUNDS	0	10	0	0	0	
International Paper - Savannah	CHATHAM	MERCURY COMPOUNDS	0	28	0	0	0	
Savannah Electric - Plant Kraft	CHATHAM	MERCURY COMPOUNDS	0	31	0.50	0	0	
Sherman Concrete Pipe	Chatham	MERCURY COMPOUNDS	0.00	0	0	0	0	
Isotech International	CHEROKEE	MERCURY COMPOUNDS	0.06	0	0	0	0	
Merial Ltd	CLARKE	MERCURY COMPOUNDS	0	0	0	0	0	
McDonough/Atkinson Electric Gen Plant	COBB	MERCURY COMPOUNDS	0	108	33	0	0	
Yates Electric Gen Plant	COWETA	MERCURY COMPOUNDS	0	285	109	0	0	
EBAA Iron - Cordele	CRISP	MERCURY COMPOUNDS	0.26	0.03	0.07	0	0.03	LAKE BLACKSHEAR
Procter & Gamble - Albany	DOUGHERTY	MERCURY COMPOUNDS	0	2	0	0.22	0	
Mitchell Electric Gen Plant	DOUGHERTY	MERCURY COMPOUNDS	0	32	9	0	0	
Miller Breweries East	DOUGHERTY	MERCURY COMPOUNDS	0	3	0	0	0	
Great Southern Paper	EARLY	MERCURY COMPOUNDS	0	53	46	0	0	
Fort James Savannah River Mill	EFFINGHAM	MERCURY COMPOUNDS	0	7	12	0	0.22	SAVANNAH RIVER
Savannah Electric - Plant McIntosh	EFFINGHAM	MERCURY COMPOUNDS	0	37	23	0	0	
GS Roofing Products	FAYETTE	MERCURY COMPOUNDS	0.03	0	0	0	0	
Inland Paperboard	FLOYD	MERCURY COMPOUNDS	0	180	30	0	0.50	COOSA RIVER
Hammond Electric Gen Plant	FLOYD	MERCURY COMPOUNDS	0	188	80	0	0	
Sherman Concrete Pipe	FLOYD	MERCURY COMPOUNDS	0.00	0	0	0	0	
Brunswick Cellulose	GLYNN	MERCURY COMPOUNDS	0	4	2	0	0.40	TURTLE RIVER

G E O R G I A D E P A R T M E N T O F
N A T U R A L R E S O U R C E S

US Can Plant #5 - Tallapoosa	HARALSON	MERCURY COMPOUNDS	0	0	0	0	0	
Wansley Electric Gen Plant	HEARD	MERCURY COMPOUNDS	0	468	276	0	0	
Cemex	HOUSTON	MERCURY COMPOUNDS	0	18	0	0	0	
SP Newsprint	LAURENS	MERCURY COMPOUNDS	0	19	3	0	0.06	OCONEE RIVER
Scherer Electric Gen Plant	MONROE	MERCURY COMPOUNDS	0	1,465	228	0	0	
Sherman Concrete Pipe	MUSCOGEE	MERCURY COMPOUNDS	0.00	0	0	0	0	
Branch Electric Gen Plant	PUTNAM	MERCURY COMPOUNDS	0	297	200	0	0	
PCS Nitrogen Fertilizer	RICHMOND	MERCURY COMPOUNDS	0	1	0	0	0.48	SAVANNAH RIVER
International Paper - Augusta	RICHMOND	MERCURY COMPOUNDS	0	37	31	0	1	SAVANNAH RIVER
Olin Corp	RICHMOND	MERCURY COMPOUNDS	563	182	0	0	8	SAVANNAH RIVER
Olin Corp	RICHMOND	MERCURY COMPOUNDS	563	182	0	0	8	SAVANNAH RIVER
Rayonier Performance Fibers - Jesup	WAYNE	MERCURY COMPOUNDS	0	18	0.03	0	18	ALTAMAHA RIVER
Universal Textile	WHITFIELD	MERCURY COMPOUNDS	0	0	0	0	0	
Briggs & Stratton Corp	BULLOCH	POLYCYCLIC AROMATIC COMPOUNDS	0	127	0	0	0	
Weyerhaeuser - Pt Wentworth	CHATHAM	POLYCYCLIC AROMATIC COMPOUNDS	0	103	0	0	9	SAVANNAH RIVER
International Paper - Savannah	CHATHAM	POLYCYCLIC AROMATIC COMPOUNDS	0	147	0	0	12	SAVANNAH RIVER
Owens Corning	CHATHAM	POLYCYCLIC AROMATIC COMPOUNDS	0	4	0	0	0	
Building Materials Mfg	CHATHAM	POLYCYCLIC AROMATIC COMPOUNDS	0	3	0	0	0	
Atlantic Wood	CHATHAM	POLYCYCLIC AROMATIC COMPOUNDS	0	2	0	0	0	
Pilgrim's Pride - Canton	CHEROKEE	POLYCYCLIC AROMATIC COMPOUNDS	0	0.00	0	0	0	
Oliver Rubber Co	CLARKE	POLYCYCLIC AROMATIC COMPOUNDS	0.10	0.10	0	0.10	0	

G E O R G I A D E P A R T M E N T O F
N A T U R A L R E S O U R C E S

Power Partners	CLARKE	POLYCYCLIC AROMATIC COMPOUNDS	0	325	0	0	0	
Sherwin-Williams	CLAYTON	POLYCYCLIC AROMATIC COMPOUNDS	0	0	0	0	0	
Ergon Terminaling - Bainbridge	DECATUR	POLYCYCLIC AROMATIC COMPOUNDS	0	11	0	0	1	FLINT RIVER
Cooper Tire & Rubber	DOUGHERTY	POLYCYCLIC AROMATIC COMPOUNDS	30	0	0	10	10	FLINT RIVER
Great Southern Paper	EARLY	POLYCYCLIC AROMATIC COMPOUNDS	0	164	4	0	3	CHATTAHOOCHEE RIVER
Inland Paperboard	FLOYD	POLYCYCLIC AROMATIC COMPOUNDS	0	130	65	0	10	COOSA RIVER
Meredith Inc	FULTON	POLYCYCLIC AROMATIC COMPOUNDS	0.10	0.10	0	5	3	TRIBUTORY #3 TO SOUTH UTOY CREEK
Owens Corning	FULTON	POLYCYCLIC AROMATIC COMPOUNDS	0	2	242	0	0	
Brunswick Cellulose	GLYNN	POLYCYCLIC AROMATIC COMPOUNDS	0	220	0	0	19	TURTLE RIVER
Interstate Paper	LIBERTY	POLYCYCLIC AROMATIC COMPOUNDS	0	43	30	0	0	
Packaging Corp of America	LOWNDES	POLYCYCLIC AROMATIC COMPOUNDS	0	220	17	0	9	WITHLACOOCHEE RIVER
Weyerhaeuser - Oglethorpe	MACON	POLYCYCLIC AROMATIC COMPOUNDS	0	109	2	0	6	FLINT RIVER
Safety Kleen	MUSCOGEE	POLYCYCLIC AROMATIC COMPOUNDS	0	0	0	0	0	
Tread Technologies	NEWTON	POLYCYCLIC AROMATIC COMPOUNDS	0	0	0	0	0	
Branch Electric Gen Plant	PUTNAM	POLYCYCLIC AROMATIC COMPOUNDS	0.10	3	0	0	0	
Rabun Apparel	RABUN	POLYCYCLIC AROMATIC COMPOUNDS	0.01	0.61	0	0	0.07	LITTLE TENNESSEE RIVER
International Paper - Augusta	RICHMOND	POLYCYCLIC AROMATIC COMPOUNDS	0	24	47	0	13	SAVANNAH RIVER

G E O R G I A D E P A R T M E N T O F
N A T U R A L R E S O U R C E S

DSM Chemicals	RICHMOND	POLYCYCLIC AROMATIC COMPOUNDS	0	0.01	0	0	33	SAVANNAH RIVER
DSM Resins	RICHMOND	POLYCYCLIC AROMATIC COMPOUNDS	0	0.00	0	0	0	
Bandag - Griffin	SPALDING	POLYCYCLIC AROMATIC COMPOUNDS	0	0.05	0	0	0	
Interface Flooring System	TROUP	POLYCYCLIC AROMATIC COMPOUNDS	0.05	0	0	0	0	
Yates Bleachery	WALKER	POLYCYCLIC AROMATIC COMPOUNDS	0	8	0	0	0	
Goodyear- Social Circle	WALTON	POLYCYCLIC AROMATIC COMPOUNDS	0	3	0	0	0	
B & M Wood Products	WARE	POLYCYCLIC AROMATIC COMPOUNDS	0	1	0	0	0	
Rayonier Performance Fibers - Jesup	WAYNE	POLYCYCLIC AROMATIC COMPOUNDS	0	210	18	0	0	
Shaw Industries Plant 1,3	WHITFIELD	POLYCYCLIC AROMATIC COMPOUNDS	0	0	0	0	0	
Shaw Industries Plant 81	WHITFIELD	POLYCYCLIC AROMATIC COMPOUNDS	0	0	0	0	0	
Shaw Industries Plant 20	WHITFIELD	POLYCYCLIC AROMATIC COMPOUNDS	0	0.04	0	0	0	
Chem-Tech Finishers	WHITFIELD	POLYCYCLIC AROMATIC COMPOUNDS	0	0.40	0	0	0	

Table 18 PBT Releases 2004

Chemical Release Data



The top ten chemicals released in 2004 are listed in the following table.

Chemical	Total (pounds)
Hydrochloric Acid	34,932,200
Methanol	16,088,603
Ammonia	10,780,692
Nitrate Cmpds	9,722,956
Barium Cmpds	8,857,685
Sulfuric Acid	5,988,647
Hydrogen Fluoride	5,388,088
Manganese Cmpds	4,101,721
Styrene	3,271,066
Vanadium Cmpds	2,335,683

Table 19 Top Ten Chemicals Released 2004

County Release Data



The following table is a county-by-county breakdown of all the facilities that submitted a Toxic Release Inventory Report to Georgia. It does not include chemical data; such a compilation would be much too vast for the scope of this report. It does include the subtotals for each category, per facility, separated by facility and county. Occasionally a facility will have more than one site within one county, if the reader sees such a case, it is not a mistake. Again, if a county is not listed within this table, no facility within that county reported TRI information to EPD.

County	Facility Name	Fugitive Air	Stack Air	Land Tot	POTW	Accidents	Transfers	Water
APPLING	Akzo Nobel Ink & Adhesive Resins	516	5,365	0	1,470	0	300	0
Totals:		516	5,365	0	1,470	0	300	0
ATKINSON	Fleetwood Homes #34-2	0	0	0	0	0	0	0
	Fleetwood Homes #35-2	0	0	0	0	0	0	0
	Langboard MDF	0	275,050	0	35,370	0	32	0
Totals:		0	275,050	0	35,370	0	32	0
BACON	American Proteins	756	0	6,801	0	0	0	0
	D.L.Lee & Sons	7,200	0	0	0	0	0	0
	Fleetwood Homes #75	0	0	0	0	0	0	0
Totals:		7,956	0	6,801	0	0	0	0
BALDWIN	Rheem Mfg	136,000	0	0	10	0	486,000	0
	Vought Aircraft	41,519	0	0	0	0	1,649	0
Totals:		177,519	0	0	10	0	487,649	0
BANKS	Fieldale Farms Direct Feedmill	0	0	0	0	0	0	0
	Orica - Homer	0	0	0	0	0	0	0
Totals:		0	0	0	0	0	0	0
BARROW	Harrison Poultry - Bethlehem	46,000	0	19,100	0	0	11	110
	Harrison Poultry - Winder	0	0	0	0	0	0	0
	Johns Manville International	0	5	0	0	0	8,600	0
	LaFarge Concrete - Winder	0	0	0	0	0	0	0
	Rhodia	6,484	7,558	0	1,466	0	105,914	0
	Southern Color	10	10	0	0	0	100	0
	Stepan	558	303	0	0	0	0	0
Totals:		53,052	7,876	19,100	1,466	0	114,625	110
BARTOW	Ampacet Corp	0	0	0	1	0	355	0
	Anheuser Busch Cartersville	16,697	58	0	19,128	39	5,234	0
	ATCO Rubber Products	16	0	0	0	0	0	0
	Bowen Electric Gen Plant	4,300	15,471,815	1,227,788	0	0	2	15,030
	Burtin Polyurethanes	0	0	0	0	0	0	0

County	Facility Name	Fugitive Air	Stack Air	Land Tot	POTW	Accidents	Transfers	Water
BARTOW	Chemical Prods Corp	1,336	5,930	0	0	0	519	31,770
	Degussa Construction Chemicals	0	0	0	0	0	0	0
	Enforcer Products	0	100	0	0	0	100	0
	Gerdau Ameristeel - Cartersville	37,850	59,520	0	0	0	5,339,786	0
	Innovative Chemical Technologies	0	0	0	0	0	0	0
	Morgan Corp	49,288	0	0	0	0	0	0
	Pandel	0	0	0	0	0	0	0
	Polygard - Acworth	21	0	0	0	0	682	0
	Resource Innovations	0	0	0	0	0	0	0
	Shaw Industries Plant 15X	0	0	0	0	0	2,494	0
	Trinity Industries - Plant 493	2,045	16,660	0	0	0	38,736	300
	Tyson Foods Feedmill - Fairmount	1,378	0	0	0	1	0	0
	WR Meadows of Ga	29,400	10,600	0	0	0	0	0
Totals:		142,331	15,564,683	1,227,788	19,129	40	5,387,908	47,100
BEN HILL	Delphi Energy & Chassis - Fitzgerald	0	7,260	0	1	0	33,618	14
	Gilman Building Products	693	0	0	0	0	0	0
	Haulmark Industries	30	0	0	0	0	16,463	0
	Lippert Components - Plant 16	20	0	0	0	0	51,853	0
Totals:		743	7,260	0	1	0	101,934	14
BERRIEN	Chaparral Boats	0	553,310	0	0	0	0	0
Totals:		0	553,310	0	0	0	0	0
BIBB	Armstrong World Ind	15,562	111,936	0	0	0	18	0
	Boral Bricks - Macon	0	29,875	0	0	0	0	0
	Cherokee Brick & Tile	0	309,275	0	0	0	0	0
	Chevron - Macon	725	1,622	0	0	0	128	31
	Conagra Foods	0	0	0	0	0	0	0
	Graphic Packaging	213,300	740,022	65,170	72,856	0	31,819	830
	Hercules - Macon	0	0	0	0	0	0	0
	Keebler	2,726	57,855	0	0	0	0	0
	LaFarge Concrete - Roff Avenue	0	0	0	0	0	0	0
	RJ Reynolds Tobacco	15,600	100,025	0	671	0	33,242	0
	Trane	590	0	0	0	0	894	0
	YKK - Macon	3,200	100	0	33,900	0	796,900	0

County	Facility Name	Fugitive Air	Stack Air	Land Tot	POTW	Accidents	Transfers	Water
BIBB	YKK National Mfg - Macon	100	210	0	50,210	0	2,871,428	0
Totals:		251,803	1,350,920	65,170	157,637	0	3,734,428	861
BRANTLEY	Varn Wood Preserving	0	0	0	0	0	0	0
Totals:		0	0	0	0	0	0	0
BROOKS	Langboard OSB	0	368,086	1	0	0	7	0
	Micro Craft	0	0	0	0	0	1,239	0
Totals:		0	368,086	1	0	0	1,246	0
BRYAN	Hobart Plant #56	28	28	0	5	0	15,300	0
Totals:		28	28	0	5	0	15,300	0
BULLOCH	Briggs & Stratton Corp	0	2,039	0	1	1	2,251	0
	Claude Howard Lumber	0	479	0	0	0	0	0
	Great Southern Wood Preserving - Statesboro	0	0	0	0	0	0	0
	Loxreen Co	162	0	0	0	0	2,697	0
	WM Sheppar Lumber	51	0	0	0	0	0	0
Totals:		213	2,518	0	1	1	4,948	0
BURKE	Fiamm Technologies	0	96	0	1	0	1,848,756	0
	Fleetguard - Waynesboro	0	3	0	0	0	50,110	0
	Southern Nuclear - Wilson/Vogtle	0	0	23,000	0	0	1	8,700
Totals:		0	99	23,000	1	0	1,898,867	8,700
BUTTS	American Woodmark Corp	0	0	0	0	0	26	0
Totals:		0	0	0	0	0	26	0
CAMDEN	Bayer Cropscience - Woodbine	3,106	111,131	18	0	0	11,314	0
	Kings Bay NSB	0	0	19,707	0	0	0	27,927
Totals:		3,106	111,131	19,725	0	0	11,314	27,927
CARROLL	Carlisle Tire & Wheel	94	0	0	0	0	200	0
	Decostar Industries	0	0	2,469	0	0	0	0
	Gold Kist - Carrollton	0	0	0	0	0	0	0

County	Facility Name	Fugitive Air	Stack Air	Land Tot	POTW	Accidents	Transfers	Water
CARROLL	Honeybaked Ham	0	0	0	0	0	0	0
	Houghton International	0	0	0	0	0	0	0
	McNeilus Truck & Mfg	34	0	0	0	0	2,800	0
	McNeilus Truck & Mfg Svc Center	4,600	150	0	0	0	18,000	0
	Raven Wire & Cable	0	0	0	0	0	980,294	0
	Southwire - Carrollton	7,851	4,512	0	578	85	298,199	228
	Trent Tube	76	803	0	24,476	0	112,221	0
	Totals:	12,655	5,465	2,469	25,054	85	1,411,714	228
CATOOSA	Babb Lumber	0	0	0	0	0	100	100
	Totals:	0	0	0	0	0	100	100
CHARLTON	International Paper - Folkston	0	27	0	0	0	0	0
	Totals:	0	27	0	0	0	0	0
CHATHAM	Ashland Distribution	320	1,630	0	0	0	2,569	0
	Atlantic Wood	15	1,102	0	0	1	5,202	1
	Building Materials Mfg	0	0	0	0	0	345	0
	Citgo Asphalt Refining	30	25,693	0	0	0	0	4,073
	ConocoPhillips - Savannah Lubricants	0	0	0	17	0	2,325	997
	EMD Chemicals	0	0	0	0	0	320,000	432,000
	Engelhard Corp - Savannah	100	160,000	0	0	0	0	175,311
	Fuji Vegetable Oil	10	0	0	26	0	14,906	0
	Georgia Pacific - Savannah	781	69	0	0	0	0	0
	Georgia Pacific Resins	518	16,213	0	0	0	2,866	48
	Great Dane Trailers	26,214	21,634	0	0	0	7,528	0
	Gulfstream Aerospace	3,916	2,696	0	0	0	4,287	0
	Hercules - Savannah	3,868	82	0	0	0	33	0
	Intercat - Savannah	1,346	59,941	0	14,221	0	2,576	260
	International Paper - Savannah	537,657	1,656,064	0	0	0	304,778	59,772
	JCB Inc	82	10	0	478	0	65,255	0
	Kerr-McGee - Savannah	14,531	327,601	1,629,412	0	0	8,000	766,646
	LaFarge Concrete - Stiles Avenue	0	0	0	0	0	0	0
	Natrochem Inc	0	0	0	0	0	0	0
	NEW NGC Inc	0	1	0	0	0	0	0
	Owens Corning	0	4	0	0	0	8,724	0

County	Facility Name	Fugitive Air	Stack Air	Land Tot	POTW	Accidents	Transfers	Water
CHATHAM	Savannah Electric - Plant Kraft	0	384,547	19,907	0	0	0	17
	Savannah Marble Company	750	0	0	0	0	1,000	0
	Semmaterials - Garden City	0	0	0	0	0	0	0
	Shearouse Lumber	0	0	0	0	0	0	0
	Sherman Concrete Pipe	0	0	0	0	0	0	0
	Southern States Phosphate & Fertilizer	3,761	6,067	0	0	0	0	0
	Weyerhaeuser - Pt Wentworth	35,045	404,553	0	0	0	0	106,513
Totals:		628,944	3,067,907	1,649,320	14,742	1	750,394	1,545,638
CHATTAHOOCHEE	DOD Ft Benning Infantry Center	603	0	77,205	0	0	13,391	250
	US Customs House Firing Range	0	0	0	0	0	84	0
Totals:		603	0	77,205	0	0	13,475	250
CHATTOOGA	Best Mfg - Menlo	1,997	37,952	0	0	0	2,000	0
	Mount Vernon Mills - Apparel Fabrics	0	2,812	162,630	34,206	0	0	30
Totals:		1,997	40,764	162,630	34,206	0	2,000	30
CHEROKEE	Aerosol Packaging	0	0	0	0	0	234,747	0
	Chart Industries	56	5	0	1	0	64,824	281
	Gold Kist By-Products Plant	0	0	0	0	0	0	24,910
	Hill & Sons	0	0	0	0	0	6,918	0
	International Marble Industries	3,918	27,444	0	0	0	0	0
	International Thermocast	1,080	52,540	0	0	0	0	0
	Isotech International	4,974	0	0	0	0	30	0
	JD's Glassworks	0	0	0	0	0	2,072	0
	LaFarge Concrete - Canton	0	0	0	0	0	0	0
Pilgrim's Pride - Canton	0	0	402	0	0	402	168,328	
Totals:		10,028	79,989	402	1	0	308,993	193,519
CLARKE	Certainteed Corp - Athena Dr	36,718	527,641	0	13	0	81,177	0
	Eaton Supercharger	0	0	0	2	0	1	0
	J&J Chemical	0	0	0	183	0	0	0
	LaFarge Concrete - Athens	0	0	0	0	0	0	0
	Merial Ltd	0	0	0	0	0	16	0
	Noramco	17,983	9,941	0	0	0	560,518	0

County	Facility Name	Fugitive Air	Stack Air	Land Tot	POTW	Accidents	Transfers	Water
CLARKE	Oliver Rubber Co	100	100	0	100	0	43,516	101
	Pilgrim's Pride - Feedmill	0	0	0	0	0	0	0
	Power Partners	10	19,424	0	19,918	5	210,394	0
	Rockwell Automation Reliance Electric	258	0	0	0	0	183,306	0
Totals:		55,069	557,106	0	20,215	5	1,078,928	101
CLAY	US Army Corps of Engineers - WF George Lake	0	0	0	0	0	0	0
Totals:		0	0	0	0	0	0	0
CLAYTON	ABC Compounding	10	1,000	0	0	0	3,255	10
	Bosse Concrete	0	0	0	0	0	0	0
	Clorox - Forest Park	0	8	0	0	0	0	0
	Earthgrains Refrigerated Dough	3,779	13	0	395	0	6,128	0
	Matheson Tri-Gas	10	10	0	10	0	0	0
	Resolution Specialty Materials - Forest Park	3,656	24,693	0	13	4,940	210,480	0
	Rexam Beverage - Forest Park	49,260	291,953	0	28	0	68	0
	Sherwin-Williams	6,990	18,940	0	13,825	0	515,854	0
	Synmar Inc	0	0	0	0	0	0	0
	The Clorox Products	42	42	0	1,080	0	0	0
Totals:		63,747	336,659	0	15,351	4,940	735,785	10
CLINCH	BWAY Mfg	89,231	52,252	0	0	0	149,996	0
Totals:		89,231	52,252	0	0	0	149,996	0
COBB	AJAY North America	40	150	0	20	0	37,700	110
	AMREP INC.	2,600	0	0	0	0	15,383	0
	Apollo Industries	0	0	0	0	0	0	0
	Automated Logic	0	20	0	0	0	1,412	0
	Boral Bricks - Atlanta	0	159,507	0	0	0	0	0
	Brenntag Mid-South - Kennesaw	0	0	0	0	0	0	0
	Caraustar Mill - Austell	0	115,632	0	0	0	274	0
	DOD AF Plant #6	1,800	16,000	0	0	0	2,509	38,210
	DOD AFB #6 - Lockheed Martin	1,800	16,000	0	0	0	2,509	38,210
	Dow Chemical	17,187	217,458	0	0	0	129,735	0
	Dupont Atlanta Warehouse	0	0	0	0	0	10	0

County	Facility Name	Fugitive Air	Stack Air	Land Tot	POTW	Accidents	Transfers	Water
COBB	Eaton Electrical	0	0	0	0	0	10,623	0
	First American Resources	38	23,872	0	3	0	462,306	0
	Harcros Chemicals	0	0	0	0	0	0	0
	ITW Chemtronics	791	643	0	1	0	3,489	0
	Kemira - West Oak Plt	0	0	0	0	0	0	0
	Kemira Chemical - Marietta	4,049	140	0	120	0	1,925	0
	LaFarge Concrete - Austell	0	0	0	0	0	0	0
	LaFarge Concrete - Kennesaw	0	0	0	0	0	0	0
	LaFarge Concrete - Marietta	0	0	0	0	0	0	0
	LaFarge Concrete - Smyrna	0	0	0	0	0	0	0
	Leeman Architectural Woodwork	0	18,460	0	0	0	1,440	0
	Lynx Chemical - Smyrna	27	1,538	0	2,649	26	85,234	0
	McDonough/Atkinson Electric Gen Plant	0	1,075,221	547,035	0	0	0	4,479
	Metal Coaters of Georgia	246	17,229	0	4	0	476,088	0
	Naval Air Station - Marietta	0	0	0	0	0	53	0
	Polyone Corp	20	0	0	0	0	10,478	20
	Sterigenics	143	3,037	0	0	0	206,860	0
Transmontaigne - Atlanta Terminal	1,406	2,428	0	0	0	1,969	0	
US Elastomer	0	0	0	0	0	0	0	
USAF Dobbins	41	1	0	0	0	136	0	
Totals:		30,188	1,667,336	547,035	2,797	26	1,450,133	81,029
COFFEE	Elixir Industries	0	0	0	0	0	0	0
	Fleetwood Homes #07	0	0	0	0	0	0	0
	Gold Kist - Ambrose	0	0	0	0	0	0	0
	Marcraft Inc	8,140	36,491	0	0	0	0	0
	Marine Manufacturing	69,919	0	0	0	0	0	0
	Optima Chemical	200	110	0	0	0	125,034	0
	PCC Airfoils	100	989	0	101	0	60,742	9
	Wayne Farms - Douglas	0	0	0	214,958	0	1,137	100
Totals:		78,359	37,590	0	215,059	0	186,913	109
COLQUITT	Beadles Lumber	44	0	0	0	0	0	0
	Hubbell Die Casting	0	292	0	6	0	10,018	0

County	Facility Name	Fugitive Air	Stack Air	Land Tot	POTW	Accidents	Transfers	Water
COLQUITT	PCS Joint Venture	1,093	3,264	0	0	0	0	0
	Universal Forest Products	0	0	0	0	0	0	0
Totals:		1,137	3,556	0	6	0	10,018	0
COLUMBIA	Creative Marble	207	827	0	0	0	0	0
	Greenfield Industries	100	1,993	0	1,010	0	35,825	0
	John Deere Commercial Products	0	0	21	55	0	5,575	21
	Quebecor World KRI	613,434	75,818	0	0	0	297,986	0
	US Battery - Evans	0	0	0	10	0	200,000	0
Totals:		613,741	78,638	21	1,075	0	539,386	21
COOK	Microflo Co	1,707	1,557	0	0	0	39,374	0
	Sierra Pine - Adel	200	34,119	0	24	0	1,372	10
Totals:		1,907	35,676	0	24	0	40,746	10
COWETA	Bon L Mfg	5,707	5,505	0	0	0	540,895	287,008
	Caldwell Tanks Alliance - Broad Street	1,327	5,307	0	0	0	8,888	0
	Caldwell Tanks Alliance - Lower Fayetteville Rd	0	0	0	0	0	0	0
	Kason Industries	0	0	0	1	0	200	0
	Newnan Concrete	0	0	0	0	0	0	0
	Premier Foam	0	50	0	0	0	1,800	0
	Yates Electric Gen Plant	0	2,130,781	1,536,080	0	0	0	19,500
Totals:		7,034	2,141,643	1,536,080	1	0	551,783	306,508
CRAWFORD	Poly-Carb Inc	0	0	0	0	0	0	0
Totals:		0	0	0	0	0	0	0
CRISP	ADM Alliance Nutrition	0	0	0	0	0	0	0
	Drexel Chemical	70	67	1,794	0	1,794	1,794	90
	EBAA Iron - Cordele	3	1	5	0	0	99	2
	Helena Chemical	434	591	0	0	0	67,652	0
	Lasco Bathware	62,308	560,772	0	0	0	5,700	0
	Marvair	0	0	0	0	0	2,600	0

County	Facility Name	Fugitive Air	Stack Air	Land Tot	POTW	Accidents	Transfers	Water
CRISP	Norbord Georgia	0	263,643	763	0	0	0	0
	Southern States Fertilizer	0	0	0	0	0	0	0
Totals:		62,815	825,074	2,562	0	1,794	77,845	92
DADE	Phelps Dodge	0	2,416	0	0	0	6,162	0
Totals:		0	2,416	0	0	0	6,162	0
DECATUR	American Fibers & Yarns	0	0	0	0	0	3,762	0
	Engelhard Corp - Attapulgus	471	3,058,955	2,347	0	571	0	1,088,284
	Ergon Terminaling - Bainbridge	0	11	0	0	0	0	1
	Shaw Industries Plant 70	0	0	0	1	0	0	0
	Tex Par Energy	0	4,201	0	0	0	0	0
	US Army Corps of Engineers - Lake Seminole	0	0	0	0	0	0	0
Totals:		471	3,063,167	2,347	1	571	3,762	1,088,285
DEKALB	Arch Wood Protection	19,464	22,601	0	0	0	6,109	565
	Ashland Distribution Co	1,987	7,619	0	0	4,054	36,550	0
	Atlanta Marble	7,660	27,540	0	0	0	0	0
	Bathroom Designs	1,002	2,980	0	0	0	0	0
	BP N.A. - Doraville #1	467	1,041	0	0	0	0	0
	Carlyle Compressor	100	0	0	10	0	378,640	0
	Chevron - Doraville	1,167	2,733	0	0	107	121	497
	Dixie Industrial Finishing	0	0	0	100	0	21,834	0
	Doraville Terminal	2,965	5,684	0	0	0	0	12
	Duron - Atlanta	309	54	0	0	0	3,390	0
	Georgia Oxide	10	18	0	0	0	228,830	0
	GM - Doraville	20,598	470,968	0	79,076	0	426,919	96
	Griffith Laboratories	0	0	0	0	0	0	0
	HB Fuller - Tucker	0	0	0	0	0	0	0
	Henkel Adhesives	0	0	0	550	0	0	0
	Lane Limited Stn Mntn	0	10	0	0	0	870	0
	Lane Limited Tucker	4	140	0	0	0	8,100	0
	Lithonia Concrete Plant	0	0	0	0	0	0	0
	LPS Laboratories	79	359	0	0	0	1,494	0
	Master Graphics Services	100	27,632	0	0	0	630	0
	OldCastle Precast	0	0	0	0	0	0	0

County	Facility Name	Fugitive Air	Stack Air	Land Tot	POTW	Accidents	Transfers	Water
DEKALB	OldCastle Retail	0	0	0	0	0	0	0
	PB N.A. - Doraville #2	414	893	0	0	54	439	0
	Sentry Chemical	0	0	0	0	0	0	0
	Siemens Energy & Automation	0	0	0	119,888	0	695,635	0
	Trojan Battery	434	336	0	73	0	2,204,753	7
	Union Carbide	1,344	2,201	0	10	0	1,398	0
	Woodbridge - Atlanta Foam	743	51	0	0	0	0	0
	WR Grace - Lithonia	0	0	0	0	0	0	0
	Totals:	58,847	572,860	0	199,708	4,215	4,015,712	1,177
DOOLY	Georgia Pacific - Vienna	0	139,096	0	0	0	0	0
	Georgia Pacific Resins	6,940	4,270	0	0	0	1,701	1,137
	Mid Ga Processing	0	0	0	0	0	0	0
	Totals:	6,940	143,366	0	0	0	1,701	1,137
DOUGHERTY	Cooper Tire & Rubber	150	120	0	110	0	195,725	110
	D&D Wood Preserving	0	0	0	0	0	0	0
	Marine Corps - Albany	18,459	9,512	0	0	0	40,397	0
	Marine Corps - Albany Pistol Range	45	0	1,899	0	0	0	0
	Merck	20,094	11,196	225	0	225	8,229,805	10,112
	Miller Breweries East	16,330	85,907	7,171	0	0	0	393,108
	Mitchell Electric Gen Plant	0	166,196	39,851	0	0	0	230
	Procter & Gamble - Albany	0	57	0	4	0	46	0
	S & S Company	0	0	0	0	0	0	0
	Schuff Steel	3	0	0	0	0	26,062	0
	Woodgrain Millwork	4,110	31	0	0	0	2,001	0
	Totals:	59,191	273,019	49,146	114	225	8,494,036	403,560
DOUGLAS	Custom Building Products	0	0	0	0	0	0	0
	LaFarge Concrete - Douglasville	0	0	0	0	0	0	0
	Southeast Cooler	0	0	0	0	0	0	0
	US Greenfiber	3	9	0	0	0	0	0
	Young Refining	348	0	0	0	0	0	0
	Totals:	351	9	0	0	0	0	0

County	Facility Name	Fugitive Air	Stack Air	Land Tot	POTW	Accidents	Transfers	Water
EARLY	Great Southern Paper	116,739	2,313,093	357,897	0	0	2,388	56,794
	Maverick C & P	2,050	67,234	0	0	0	111,398	330,076
Totals:		118,789	2,380,327	357,897	0	0	113,786	386,870
EFFINGHAM	Fort James Savannah River Mill	2,549	331,199	295,898	0	0	0	3,917
	International Paper - Meldrim	0	10	0	0	0	10	0
	Savannah Electric - Plant McIntosh	0	1,227,580	155,325	0	0	0	7
	Sherman Concrete Pipe	0	0	0	0	0	0	0
Totals:		2,549	1,558,789	451,223	0	0	10	3,924
EMANUEL	Elroy Turpentine	0	0	0	0	0	0	0
Totals:		0	0	0	0	0	0	0
EVANS	Georgia Pacific	0	4	0	0	0	0	0
	South Atlantic Galvanizing	6,272	0	0	0	0	304,521	0
Totals:		6,272	4	0	0	0	304,521	0
FAYETTE	Georgia Masonry Supply	0	0	0	0	0	0	0
	GS Roofing Products	1,201	29	0	0	0	63,489	230
	Hoshizaki America	0	0	0	8	0	157,318	0
	Panasonic Automotive	0	0	0	0	0	28,336	0
	Photocircuits	110	111	30	1,697	0	1,272,280	0
	Photocircuits Corp	10	11	10	25	0	87,839	0
	Plastikos	3,967	4,173	0	0	0	0	0
Totals:		5,288	4,324	40	1,730	0	1,609,262	230
FLOYD	A & L Shielding	0	0	0	0	0	9,673	0
	Advance Steel Technology	113	0	0	0	0	405,397	0
	Bekaert Steel	1,680	6,198	43	45	0	213,186	258
	EKA Chemicals	20	200	0	200	0	0	0
	Florida Tile	469	5,700	0	0	0	3,497	161
	Galey & Lord - Brighton Plant	0	0	0	0	0	0	0
	Hammond Electric Gen Plant	210	2,054,837	921,148	0	0	0	8,023
	Inland Paperboard	1,010,610	2,143,691	284,705	0	0	19,491	38,321
Metal Container Corp - Rome	98,180	90,559	0	67	0	930	0	

County	Facility Name	Fugitive Air	Stack Air	Land Tot	POTW	Accidents	Transfers	Water
FLOYD	Neaton Rome	0	0	0	0	0	0	0
	Profile Extrusion	100	10,439	0	0	0	39,785	0
	Rome Die Casting	225	50	0	0	0	58,493	5
	Sherman Concrete Pipe	0	0	0	0	0	0	0
	SI Storey Lumber	0	0	150	0	0	0	0
	Southeastern Mills	0	0	0	0	0	0	0
	Temple-Inland Rome Lumber	34,419	0	0	0	0	0	0
	Zartic - West Rome	13,955	0	0	0	360	0	0
Totals:		1,159,981	4,311,674	1,206,046	312	360	750,452	46,768
FORSYTH	Advantis Technologies	0	0	0	0	0	0	0
	AMERICAN BOA	300	0	0	0	0	138,879	0
	American Die Technology	0	0	0	0	0	378	0
	Cookson Electronics Assembly	0	0	0	0	0	0	0
	Georgia Proteins	1,630	0	14,671	0	0	0	0
	Hoover Precision Products	0	0	0	0	0	33,000	0
	L-3 Communications	0	0	0	17	0	419	0
	LaFarge Concrete - Cumming	0	0	0	0	0	0	0
	Scientific Games	1,000	1,000	0	0	0	49,817	0
	Technical Coatings Corp	0	0	0	0	0	0	0
	Tyson Foods - Cumming	2,505	0	0	0	0	343	277,322
	Wikoff Color	5,737	0	0	0	0	566	0
Totals:		11,172	1,000	14,671	17	0	223,402	277,322
FRANKLIN	Carry-on Trailer Corp	208	10,330	0	0	0	1,474	0
Totals:		208	10,330	0	0	0	1,474	0
FULTON	Acuity Specialty Products Group	5,822	9,111	0	0	0	500,461	0
	Alchem Plastics	0	0	0	0	0	1	0
	Alcoa Home Exteriors	0	0	0	0	0	0	0
	Atlanta Coca-Cola	0	0	0	0	0	0	0
	Bathroom Designs	1,002	2,980	0	0	0	0	0
	Bondo Corp	2,719	24,227	0	0	27	94,803	0
	Braddock Metallurgical	0	0	0	0	0	0	0
	Brenntag Mid-South - East Point	0	0	0	0	0	0	0
	Centennial Farms Dairy	0	0	0	0	0	0	0

County	Facility Name	Fugitive Air	Stack Air	Land Tot	POTW	Accidents	Transfers	Water
FULTON	Chemence, Inc	0	0	0	0	0	0	0
	Citgo Atlanta Lubricants	0	0	0	0	0	0	0
	Ennis Paint - Atlanta	267	554	0	0	0	410	0
	Flagship Atlanta Dairy	0	0	0	0	0	0	0
	Flint Ink	270	270	0	0	0	1,400	0
	Ford Motor - Atlanta	47,240	591,784	0	43,382	0	465,910	0
	General Shale Plant 30	0	27,233	0	0	0	0	0
	Hansgrohe	10	30	0	0	71,311	81,651	0
	Hill Manufacturing	0	0	0	0	0	0	0
	House Parts	0	0	0	0	0	0	0
	Johnson Diversey	0	0	0	0	0	0	0
	Kor-Chem	0	0	0	0	0	0	0
	Kraft Foods - Global	0	62,791	0	0	0	0	0
	LaFarge Concrete - Alpharetta	0	0	0	0	0	0	0
	LaFarge Concrete - Armour Drive	0	0	0	0	0	0	0
	LaFarge Concrete - Glenwood Ave	0	0	0	0	0	0	0
	Latham Tire	0	0	0	0	0	194	0
	Linde Gas	10	0	0	0	0	0	0
	Meredith Inc	137	120	0	99	0	1,529	55
	Metalplate Galvanizing	0	4,607	0	0	0	0	2,753
	Momar	0	0	0	0	0	0	0
	Nestle Purina Petcare	0	0	0	0	0	0	0
	Niagara National	0	0	0	0	0	0	0
	Owens Brockway Plant 10	0	620	0	0	0	126	0
	Owens Corning	9,898	415,332	3,559	0	0	13,988	1
	P & D Color Company	0	0	0	0	0	341	0
	PeachState Manufacturing	0	0	0	0	0	0	0
	Pepsico	0	0	0	0	0	0	0
	Perimeter Terminal	600	600	60	0	50	600	0
	Porex Corp	23,850	0	0	0	0	0	0
	PPG Architectural Finishes	450	161,826	0	0	0	215,678	0
	Red Oack Concrete	0	0	0	0	0	0	0
	Reddy Ice - East Point	11,000	0	0	0	0	0	0
	Scholle	0	24,714	0	0	0	26,798	0
	South Metro Rebar	0	0	0	0	0	0	0
	Southern Graphic Systems	10	100	0	10	0	2,000	0

County	Facility Name	Fugitive Air	Stack Air	Land Tot	POTW	Accidents	Transfers	Water
FULTON	Spurlin Industries - Palmetto	0	159,740	0	0	0	0	0
	T Marzetti	0	0	0	0	0	0	0
	Techpro Corp	0	0	0	0	0	0	0
	Transchem Industries	0	0	0	0	0	0	0
	Transpro - Atlanta	0	15	0	0	0	10,267	0
	Unilever Foods	13,800	0	0	0	0	0	0
	Universal Forest Products	0	0	0	0	0	0	0
	Valvoline	1	4	0	0	0	6	0
	Wayne Farms - College Park	0	0	0	37,858	0	685	100
	Whitaker Oil	6,471	3,069	534	0	4,693	633	0
	Totals:	123,557	1,489,727	4,153	81,349	76,081	1,417,480	2,909
GILMER	Gold Kist - Ellijay	336	0	0	0	0	0	0
	Totals:	336	0	0	0	0	0	0
GLYNN	Allied Universal - Brunswick	10	0	0	0	0	0	0
	Brunswick Cellulose	39,875	1,514,723	71,689	0	0	0	109,945
	Brunswick Gypsum	0	10	0	0	0	0	0
	Georgia Pacific Sterling	0	1	0	0	0	0	0
	Hercules - Brunswick	350,344	90,069	0	77,942	0	0	0
	Homeland Security FLETC Glyngo	74	0	79,671	0	0	117,774	0
	King & Prince Seafood	4,411	0	0	0	0	0	0
	McManus Electric Gen Plant	0	13,000	0	0	0	0	0
	Millennium Specialty Chem - Colonels Island	23,020	24,721	1,651	0	0	34,002	0
	Totals:	417,734	1,642,524	153,011	77,942	0	151,776	109,945
GORDON	Allied Universal - Ranger	10	0	0	0	0	0	0
	Calhoun Plastics & Chemicals	0	100	0	0	1	0	0
	Foam Products	0	0	0	0	0	2,769	0
	Gold Kist - Calhoun	0	0	0	0	0	0	0
	Henkel Technologies	0	307	0	7,174	0	1,752	0
	Kobelco	853	7,675	0	0	0	27,682	2
	Mannington Carpets	1,800	450	0	0	0	5,200	0
	Omnova Solutions	5,390	2,615	0	0	644	279,640	0
	Phoenix Chemical	0	0	0	0	0	0	0
	Pine Hall Brick	0	3,116	0	0	0	0	0

County	Facility Name	Fugitive Air	Stack Air	Land Tot	POTW	Accidents	Transfers	Water
GORDON	Pliant Corp	0	0	0	0	0	457	0
	Quality Finishings	0	0	0	0	0	0	0
	Royal Rubber & Mfg	1,600	0	0	0	0	0	0
	Springs Industries	0	0	0	4,215	0	1,254	0
Totals:		9,653	14,263	0	11,389	645	318,754	2
GRADY	Seminole Marine	110,829	0	0	0	0	0	0
	Timken - Cairo	110	0	0	10	0	36,308	0
Totals:		110,939	0	0	10	0	36,308	0
GREENE	Alcan Aluminum	7,104	130,699	0	10	0	70,326	4
	Universal - Rundle	0	142,641	0	0	0	0	0
Totals:		7,104	273,340	0	10	0	70,326	4
GWINNETT	AGCO, INC.	7,343	19,457	0	0	0	0	0
	Allied Diagnostic Imaging	12	15	0	5,285	0	7,384	0
	Anitox	4	5	0	0	0	0	0
	Arrow Adhesives	0	0	0	0	0	0	0
	Chemcentral	1,600	9,000	0	10	0	10,200	0
	Cooper B-Line - Norcross	0	10	1	0	0	60,643	0
	Crowe Indl Coatings	3,734	0	0	0	0	18,003	0
	Elesys North America	0	0	0	0	0	143	0
	EMS Technologies	0	0	0	0	0	146	0
	General Electric Energy Airfoils	10	0	10	0	0	91,026	0
	Goodwin Co	0	0	0	10	0	0	0
	Heraeus Tenevo	0	100	0	0	0	0	0
	Hussman Corporation	130	0	0	0	0	132,654	130
	LaFarge Concrete - Doraville	0	0	0	0	0	0	0
	LaFarge Concrete - Duluth	0	0	0	0	0	0	0
	LaFarge Concrete - Lawrenceville	0	0	0	0	0	0	0
	Lund International	0	0	0	0	0	0	0
Makita Corp	0	0	2	0	0	18,359	0	
Metro Marble	604	4,097	0	0	0	0	0	
Mr. Marble Co.	1,705	2,980	0	0	0	0	0	
MTI Whirlpools	14,627	29,300	0	0	0	0	0	
Nazdar Atlanta	5	11	0	0	0	113	0	

County	Facility Name	Fugitive Air	Stack Air	Land Tot	POTW	Accidents	Transfers	Water
GWINNETT	NEW NGC Inc	0	0	0	0	0	3	0
	OFS Brightwave Solutions	110	2,000	0	0	0	767	0
	OKI Telecom	0	0	0	0	0	570	0
	Publix - Dacula	0	0	0	35,113	0	0	0
	Purafil	9	0	0	0	0	13,168	0
	Ricoh Electronics	50	239	0	0	0	5,789	0
	Scientific Atlanta	0	0	0	0	0	0	0
	SMI Georgia Rebar	0	0	0	0	0	0	0
	Spectral Response	1	1	0	0	0	1,566	0
	Spectral Response Plant 2	0	0	0	0	0	0	0
	Tomco2 Equipment	4,779	0	0	0	0	0	0
	Univar - Norcross	144	3,860	0	62	0	6,919	0
	White Lightning Products	2	43	0	0	0	325	0
Wika Instrument Corp	0	16	0	42	0	318,200	0	
Totals:		34,869	71,134	13	40,522	0	685,978	130
HABERSHAM	Ethicon	100	6,266	0	0	0	3,874	0
	Scovill Fasteners	1,209	9,869	0	0	0	36,654	204
Totals:		1,309	16,135	0	0	0	40,528	204
HALL	Barbe America	0	0	0	0	0	0	0
	Cargill - Gainesville	0	1	0	0	0	22,662	0
	Cottrell Inc	176	0	0	0	0	12,386	0
	Fieldale Farms - Murrayville	19,562	0	0	10,190	0	0	0
	Hayes Lemmerz International	2	2	0	1	0	1,139	0
	Hibino Corp	0	19	0	10	294	2,681	10
	ICI Paints - Glidden	3,617	58	690	0	0	8,824	41
	Indalex Aluminum	0	210,057	0	0	0	162,462	0
	LaFarge - Concrete - Gainesville	0	0	0	0	0	0	0
	LaFarge Concrete - Friendship Road	0	0	0	0	0	0	0
	MD Building Products	569	9,481	0	27,962	0	5,862	0
	Milliken - New Holland	0	0	0	0	0	0	0
	Mincey Marble	9,285	44,383	0	0	0	0	0
	Peachtree Doors & Windows	0	0	0	0	0	1,387	0
	Piedmont Labs	8,290	15,793	0	0	310	144,014	0
	Pilgrim's Pride - Bradford Street	0	0	0	0	0	0	0

County	Facility Name	Fugitive Air	Stack Air	Land Tot	POTW	Accidents	Transfers	Water
HALL	Pilgrim's Pride - Industrial Blvd	13,464	0	0	5,139	0	3,033	33
	Pinewood Products	0	0	0	0	0	0	0
	Purina Mills	0	0	0	0	0	0	0
	Quality Contract Mfg	0	0	0	0	0	680	0
	Reliance Electric	7	0	0	0	0	29,630	0
	Siemens VDO	0	0	0	10	0	15,945	0
	SKF USA	0	0	0	0	0	59,372	0
	Stork Gamco	24	0	0	0	0	98,870	0
	Wayne Farms - Oakwood	0	0	0	21,533	0	100	100
	Whitehead Die Casting	120	1,890	0	0	0	21,414	0
Totals:		55,117	281,684	690	64,845	604	590,461	184
HARALSON	Associated Rubber	0	0	0	0	0	5,710	0
	Gold Kist - Waco	0	0	0	0	0	0	0
	HL-A Co	0	0	0	0	0	0	0
	NCI Building Systems	11	0	0	0	0	0	0
	Robbins LLC	100	0	0	0	0	0	0
	US Can Plant #5 - Tallapoosa	0	73,220	0	0	0	51,458	0
Totals:		111	73,220	0	0	0	57,168	0
HARRIS	Cagles - Pine Mtn Valley	15,177	0	10,767	0	550	0	21,859
	Totals:	15,177	0	10,767	0	550	0	21,859
HART	Johnson & Johnson	100	1,100	0	0	1,100	6,271	0
	Monroe Auto Equipment	0	2	0	106	0	21,566	0
Totals:		100	1,102	0	106	1,100	27,837	0
HEARD	Franklin Aluminum	0	0	0	0	0	3,180	0
	Wansley Electric Gen Plant	2,100	10,385,942	2,619,753	0	0	0	11,406
Totals:		2,100	10,385,942	2,619,753	0	0	3,180	11,406
HENRY	Behr - Atlanta	90	153	0	0	0	3,364	0
	Ecolab	211	94	0	0	0	1,628	0
	Kens Foods - McDonough	0	0	0	400	0	0	0
	KIK - Hampton	671	0	0	0	0	0	0

County	Facility Name	Fugitive Air	Stack Air	Land Tot	POTW	Accidents	Transfers	Water
HENRY	LaFarge Concrete - Stockbridge	0	0	0	0	0	0	0
	Simmons Mfg	0	0	0	0	0	133,145	0
	Simplicity Mfg - Snapper Division	0	11,329	0	12	0	0	0
	Southern States	1	1	0	0	0	30,523	3
	Toppan Interamerica	0	45,000	0	0	0	6,370	0
Totals:		973	56,577	0	412	0	175,030	3
HOUSTON	Cascade Corp	100	0	0	0	0	15,890	0
	Cemex	7	73	0	0	0	0	0
	DOD Robins AFB	47,070	72,954	0	0	0	21,564	2,055
	Frito-Lay - Perry	0	0	0	0	0	0	0
	Introsul	15,411	75,951	0	0	0	0	0
	LaFarge Concrete - Perry	0	0	0	0	0	0	0
	LaFarge Concrete - Warner Robins	0	0	0	0	0	0	0
	Marble Masters of Mid Georgia	1,463	3,706	0	0	0	0	0
	Perry Processing	0	0	0	0	0	0	190,000
Totals:		64,051	152,684	0	0	0	37,454	192,055
IRWIN	Bold Corp - Ocilla	0	0	0	0	0	0	0
Totals:		0	0	0	0	0	0	0
JACKSON	DSM Nutritional Products	0	0	0	0	0	0	0
	Gold Kist - Commerce	0	0	0	0	0	0	0
	Huber Engineered Woods	3,326	54,878	0	0	0	55	0
	Louisana Pacific - Athens	3,916	40,550	0	0	0	139	0
	Roper Pump	1,558	13,900	0	0	0	9,892	0
	Seydel Companies - JRS Plant	0	0	0	0	0	0	0
	Wayne Farms - Maysville	0	0	0	0	0	0	0
	Wayne Farms - Pendergrass	0	0	40,332	0	0	100	100
Totals:		8,800	109,328	40,332	0	0	10,186	100
JASPER	Georgia Pacific - Monticello Plywood	19,136	9,138	43,317	0	0	0	0
	Georgia Pacific - Monticello Panelboard	0	51,680	459	0	0	0	0
	Georgia Pacific - Monticello Studmill	0	14,656	0	0	0	0	0
Totals:		19,136	75,474	43,776	0	0	0	0

County	Facility Name	Fugitive Air	Stack Air	Land Tot	POTW	Accidents	Transfers	Water
JEFFERSON	Thermo King	0	0	0	13	0	28,991	0
Totals:		0	0	0	13	0	28,991	0
JENKINS	MI Metals - Millen	1,389	18,856	0	0	0	15,187	0
Totals:		1,389	18,856	0	0	0	15,187	0
LAMAR	Continental Tire - Aldora	58	99,502	0	646	0	85	0
Totals:		58	99,502	0	646	0	85	0
LAURENS	CNH America	0	0	0	0	0	1,983	0
	Gilman Building Products	626	0	0	0	0	0	0
	Mohawk Industries - Laurens Park	0	0	0	0	0	0	0
	Rockwell Automation	0	21	0	0	0	13,636	0
	SP Newsprint	638	461,108	58,961	0	0	0	27,705
	Steelfab - Dublin	0	0	0	0	0	2	0
	Victor Forstmann	0	0	326	0	0	0	52
	YKK - Dublin	70,704	64,855	0	0	0	263,144	0
		71,968	525,984	59,287	0	0	278,764	27,757
LEE	Cromartie Agricultural Chemicals	160	1,006	0	0	0	0	0
Totals:		160	1,006	0	0	0	0	0
LIBERTY	Chemtall Inc	5,210	46,488	1,400	0	0	1,100	0
	Component Technologies	585	0	0	307	0	1	0
	DOD - Ft Stewart	12,200	1	0	0	0	0	0
	DOD - Ft Stewart Firing Ranges	274	0	141,928	0	0	0	0
	Flocryl Inc - Acrylamide Plant	1,500	90	0	0	0	240	0
	Flocryl Inc - Acrylates	9,330	252,000	0	0	0	0	0
	Interstate Paper	1,988	217,085	71	0	0	0	0
	Mainship Corp	33,120	0	0	0	0	0	0
Totals:		64,207	515,664	143,399	307	0	1,341	0
LOWNDES	AKER PLASTICS	178,326	0	0	0	0	0	0
	Archer Daniels Midland	40,414	363,723	0	1,283	0	80,441	0

County	Facility Name	Fugitive Air	Stack Air	Land Tot	POTW	Accidents	Transfers	Water
LOWNDES	Arizona Chemical	5,005	409	0	4,274	0	1,369	0
	Bathcraft	0	339,894	0	0	0	0	0
	CJB Industries	10	100	0	0	0	0	0
	DOD Moody AFB	0	0	12,535	0	0	0	0
	Dupont Valdosta Mfg	0	1,503	0	0	0	22,272	0
	ERCO Worldwide	0	360	0	2	0	3,300	0
	Langdale Forest Products	20	20	0	0	803	4,120	300
	Packaging Corp of America	1,300	1,100,539	20,278	0	0	0	12,653
	Regal Marine Industries	0	78,400	0	0	0	0	0
	Robalo Boats	0	44,936	0	0	0	0	0
	Saft America	130	2,963	0	608,662	0	282,749	3
Trus Joist- Valdosta	331	0	0	0	0	26	0	
Totals:		225,536	1,932,847	32,813	614,221	803	394,277	12,956
LUMPKIN	Timken - Dahlonega	0	0	0	0	0	51,907	0
	Totals:	0	0	0	0	0	51,907	0
MACON	Tyson Foods - Oglethorpe	0	0	0	0	0	0	0
	Weyerhaeuser - Oglethorpe	29,441	481,629	67,196	0	0	0	157,265
Totals:		29,441	481,629	67,196	0	0	0	157,265
MADISON	Trus Joist - Colbert	0	1	0	0	0	202	0
	Totals:	0	1	0	0	0	202	0
MARION	Baby's Dream Furniture	0	11,765	0	0	0	1,449	0
	Baby's Dream Furniture	0	43,474	0	0	0	0	0
	Buena Vista Production	0	0	0	0	0	0	1,017,353
Totals:		0	55,239	0	0	0	1,449	1,017,353
MCDUFFIE	Hoover Treated Wood Products	0	0	0	0	0	3,000	300
	HP Pelzer	599	5,992	0	0	0	4,612	0
	Milsco	17	0	0	0	0	0	0
	Shaw Industries Plant 22	0	0	0	0	0	2	0
	Tin Inc - Temple Inland	7,113	247,921	0	0	235	115	110
Totals:		7,729	253,913	0	0	235	7,730	410

County	Facility Name	Fugitive Air	Stack Air	Land Tot	POTW	Accidents	Transfers	Water
MCINTOSH	Townsend Bombing Range	3	0	494	0	0	0	0
Totals:		3	0	494	0	0	0	0
MERIWETHER	Crown Technology	35	0	0	0	0	0	0
	Georgia Pacific - Warm Springs	0	47	655	0	0	28	0
	Spurlin Industries - Woodbury	0	42,394	0	0	0	0	0
Totals:		35	42,441	655	0	0	28	0
MITCHELL	Equity Group - Feedmill	0	0	0	0	0	0	0
	Equity Group - Processing Plant	2,200	0	0	147,300	0	40	9,110
Totals:		2,200	0	0	147,300	0	40	9,110
MONROE	Forsyth Feedmill	0	0	0	0	0	0	0
	Scherer Electric Gen Plant	0	1,207,769	5,553,671	0	0	3	31,900
	Southern Forest Industries	0	0	0	0	0	0	0
Totals:		0	1,207,769	5,553,671	0	0	3	31,900
MORGAN	Bard Manufacturing	2,000	0	0	0	0	0	0
	Georgia Pacific - Madison	33,641	10,397	763	0	0	0	0
Totals:		35,641	10,397	763	0	0	0	0
MURRAY	Better Backers - dyeing	0	0	0	0	0	0	0
	Georgia Carpet Finishers	0	0	0	0	0	0	0
	Mohawk Industries - Duvall	0	0	0	0	0	0	0
	Mohawk Industries - Eton	0	0	0	0	0	0	0
	Mohawk Industries - Highland Rd	0	0	0	0	0	0	0
	Shaw Industries Plant WE	0	0	0	0	0	0	0
Totals:		0	0	0	0	0	0	0
MUSCOGEE	Bayer Materialsscience	0	0	0	0	0	0	0
	Cessna Aircraft	39,929	300	0	300	0	120,295	0
	Exide Technologies	25	166	1,870	1	0	2,165,477	14
	Goldens Foundry & Machine	220	10	0	10	0	4,728	0
	Intermet Foundry - Columbus	2,432	788	0	30	0	84,870	0

County	Facility Name	Fugitive Air	Stack Air	Land Tot	POTW	Accidents	Transfers	Water
MUSCOGEE	Kemira Chemical - Columbus	823	2,936	0	4,221	0	49,949	0
	Kodak Polychrome Graphics	2,987	2,038	0	3,558	0	79,010	0
	Kysor Warren Case Plant	100	0	0	0	0	8,229	0
	Kysor Warren System Plant	0	0	0	0	0	16,458	0
	LaFarge Concrete - Columbus	0	0	0	0	0	0	0
	Lynx Chemical - Columbus	282	8,410	0	62,859	0	32,944	0
	Panasonic Battery - Lithium Division	100	610	0	0	0	6,884	0
	Panasonic Primary Battery	7,515	25,283	0	0	0	87,694	0
	PBA-MD	14,715	7,833	0	9	0	52,302	0
	Pratt & Whitney	0	0	0	21	0	709,859	0
	Precision Components	130	2,098	0	0	0	413,066	0
	Resolution Specialty Materials - Columbus	968	176	0	0	0	131,993	0
	Safety Kleen	0	0	0	0	0	853	0
	Sherman Concrete Pipe	0	0	0	0	0	0	0
Totals:		70,226	50,648	1,870	71,008	0	3,964,611	14
NEWTON	Bard Medical Division	6,164	3,218	0	0	0	7,151	0
	Beaver Manufacturing	43	49	0	0	0	7,533	0
	Contract Packaging	10	0	0	0	0	214	0
	Engineered Specialty Textiles	0	861	0	0	0	0	0
	HB Fuller - Covington	2,855	6,123	0	1,089	0	10,031	0
	Kelly Packaging	0	0	0	0	0	0	0
	LaFarge Concrete - Oxford	0	0	0	0	0	0	0
	Nisshinbo Automotive	75	1,365	0	1	0	64,241	0
	Nylobard	0	0	0	0	0	0	0
	Ridge Creek Industries	0	0	0	0	0	0	0
	Rotadyne Roll Group	114	1	0	1	0	4,898	0
	Tread Technologies	0	46	0	0	0	89,710	0
Vantage Products	142	1,274	0	0	0	0	0	
Totals:		9,403	12,937	0	1,091	0	183,778	0
OCONEE	Southwire - Watkinsville	39	6	0	0	0	22,071	16
Totals:		39	6	0	0	0	22,071	16

County	Facility Name	Fugitive Air	Stack Air	Land Tot	POTW	Accidents	Transfers	Water
PAULDING	ARMACELL, LLC	0	214	0	1	0	10,944	0
	Hiram Concrete	0	0	0	0	0	0	0
Totals:		0	214	0	1	0	10,944	0
PEACH	Blue Bird Body	2,200	10,500	1,000	0	0	17,964	0
	LaFarge Concrete - Byron	0	0	0	0	0	0	0
Totals:		2,200	10,500	1,000	0	0	17,964	0
PICKENS	Lexington Insulators	0	0	0	0	0	0	0
Totals:		0	0	0	0	0	0	0
PIERCE	Ace Pole Co	0	0	0	0	0	8,268	0
	Gilman Building Products Co	686	0	0	0	0	0	0
	Sundance Boats	24,737	0	0	0	0	0	0
Totals:		25,423	0	0	0	0	8,268	0
POLK	Cagle Farms - Rockmart	0	0	0	0	0	0	0
	Engineered Fabrics Corp	121,607	55,946	0	0	0	240,140	0
	Geo Specialty Chemicals	14,434	6,051	0	0	0	3,536	459
	Hon Co	22,260	126,200	0	0	0	18,560	0
	Kimoto Tech	2,850	30,900	0	0	0	53,000	0
	Zartic - Cedartown	14,462	0	0	0	77	0	0
Totals:		175,613	219,097	0	0	77	315,236	459
PULASKI	Hollingsworth & Vose	1,640	38,600	0	0	0	8,100	7,290
Totals:		1,640	38,600	0	0	0	8,100	7,290
PUTNAM	Branch Electric Gen Plant	0	8,511,383	1,818,733	0	0	0	13,711
	Gro Tec	0	0	0	0	0	0	0
	Horton Homes	32,955	0	0	0	0	2,415	0
	Marble Works	766	2,219	0	0	0	0	0
	Rayonier Wood Products - Eatonton	0	20	0	0	0	230	0
Totals:		33,721	8,513,621	1,818,733	0	0	2,645	13,711

County	Facility Name	Fugitive Air	Stack Air	Land Tot	POTW	Accidents	Transfers	Water
QUITMAN	D & J Plastics	0	0	0	0	0	0	0
Totals:		0	0	0	0	0	0	0
RABUN	Rabun Apparel	1	121	0	0	0	989	10
	Rabun Apparel	25	2,533	0	0	0	0	0
Totals:		26	2,654	0	0	0	989	10
RANDOLPH	Georgia Feed Products	3,558	0	32,021	0	0	0	0
Totals:		3,558	0	32,021	0	0	0	0
RICHMOND	AC Industries	10,878	0	0	0	0	0	0
	Augusta Newsprint	0	0	0	0	0	88,981	0
	Augusta Readymix	0	0	0	0	0	0	0
	Augusta Wood Preserving	0	0	0	0	0	0	0
	Boral Bricks August # 6	0	196,911	0	0	0	0	0
	Boral Bricks August #3,4,5	0	398,155	12,104	0	0	1,579	0
	Deerfield Specialty Papers	0	0	0	0	0	1,641	0
	DSM Chemicals	287,585	87,041	0	5,620	0	117,298	2,499,633
	DSM Resins	9	270	0	0	0	13,517	0
	EKA Chemicals GP Plant	0	100	0	0	0	0	0
	EKA Chemicals Nyacol Plant	10	1,000	0	0	0	0	0
	E-Z-Go Textron	0	879	0	32	0	561,126	0
	General Chemical - Augusta	0	12,565	0	0	0	0	0
	IFF - Augusta	1,734	608	0	383	0	864,471	0
	International Paper - Augusta	1,282,419	1,173,700	238,901	0	0	0	277,660
	Kendall Company	8,348	664	0	0	30	0	0
	LaFarge Concrete - Augusta	0	0	0	0	0	0	0
	LaFarge Concrete - Martinez	0	0	0	0	0	0	0
	Modern Welding	92	13,679	0	0	0	100	0
	Monsanto	0	0	0	7,266	0	0	0
	Nutrasweet	3,847	88,016	0	342,985	0	225	0
	Olin Corp	1,153	376	0	0	0	12,194	16
	PCS Nitrogen Fertilizer	142,631	3,659,375	0	0	0	62,880	430,347
	Procter & Gamble - Augusta	0	0	0	0	0	0	0
	Rutgers Organics	5,894	20,588	0	55	0	413,951	0
	Solvay Advanced Polymers	23,800	20,100	0	11	0	40,262	0

County	Facility Name	Fugitive Air	Stack Air	Land Tot	POTW	Accidents	Transfers	Water
RICHMOND	Thermal Ceramics	15	37	0	0	0	4,650	146
	US Battery - Augusta	0	0	0	10	0	1,200,000	0
	WR Grace - Augusta	9	12	0	0	0	0	0
Totals:		1,768,424	5,674,076	251,005	356,362	30	3,382,875	3,207,801
ROCKDALE	Biolab	67,816	0	0	0	68,388	4,736	0
	Bostick	0	0	0	0	0	0	0
	C & D Technologies	0	165	0	4	0	426,496	17
	Great Southern Wood Preserving - Conyers	0	0	0	0	3,951	4,009	48
	Liochem	100	3,487	0	0	0	441	10
	Pratt Industries	0	0	0	0	0	234	0
Totals:		67,916	3,652	0	4	72,339	435,916	75
SCHLEY	Kings Custom Builders	28,056	0	0	0	0	0	0
	TCI	10	10	0	18	0	10,800	0
Totals:		28,066	10	0	18	0	10,800	0
SCREVEN	King America Finishing	0	0	0	0	1,146	0	1,151
	Timken - Sylvania	200	1,100	0	0	0	0	0
Totals:		200	1,100	0	0	1,146	0	1,151
SPALDING	AEP Industries	5	75	0	0	0	0	0
	Bandag - Griffin	0	1,356	0	24	0	27,182	0
	Caterpillar - Griffin	0	10	0	10	0	1,000	0
	Cooper Standard Automotive	1,305	87,130	0	10	0	32,330	0
	Hoshizaki America	0	0	0	0	0	16,184	0
	Stowe Woodward	102	0	0	0	0	36,029	0
Totals:		1,412	88,571	0	44	0	112,725	0
STEPHENS	American Woodmark	0	0	0	0	0	443	0
	Caterpillar Seals Metalcasting	0	968	0	0	0	92,065	0
	Eaton Aerospace - Toccoa	0	181	0	38	0	9,692	0
	Ferro Corp	143	1,409	0	33	0	45,718	667
	Patterson Pump	0	0	0	0	0	312,970	0

County	Facility Name	Fugitive Air	Stack Air	Land Tot	POTW	Accidents	Transfers	Water
STEPHENS	Robert Bosch Tool	0	2,234	0	21,113	0	15,293	0
	William Grey Humphrey	0	0	0	0	0	0	0
Totals:		143	4,792	0	21,184	0	476,181	667
SUMTER	Caravelle Marine	0	196,732	0	0	0	8,800	0
	Hickory Springs	0	98	0	0	0	0	0
	Royster Clark - Americus	350	611	0	0	0	167	748
Totals:		350	197,441	0	0	0	8,967	748
TALBOT	Talbot Energy	0	0	0	0	0	0	0
Totals:		0	0	0	0	0	0	0
TALIAFERRO	Georgia Wood Preserving	0	0	0	0	0	0	0
Totals:		0	0	0	0	0	0	0
TATTNALL	Duramatic Products	0	0	0	0	0	0	0
Totals:		0	0	0	0	0	0	0
TAYLOR	MF & H Textiles	0	0	0	1,048	0	3,576	0
Totals:		0	0	0	1,048	0	3,576	0
TERRELL	Golden Peanut	5,174	68,745	0	100	0	0	0
Totals:		5,174	68,745	0	100	0	0	0
THOMAS	Balfour Lumber	58	0	0	0	0	0	0
	Centek Industries	5,912	0	0	0	0	913	0
	Cives Steel - Souther Division	0	0	0	0	0	0	0
	Cleaver-Brooks	0	0	0	0	0	0	0
	US Filter	0	0	0	0	0	0	0
Totals:		5,970	0	0	0	0	913	0
TIFT	Alliance Carpet Cushion	0	0	0	0	0	0	0
	Bold Corp - Tifton	0	0	0	0	0	0	0
	Heatcraft Refrigeration	0	0	0	5	0	180,348	0

County	Facility Name	Fugitive Air	Stack Air	Land Tot	POTW	Accidents	Transfers	Water
TIFT	Hendrix & Dail	125	3,100	0	0	0	0	0
	Tifton Aluminum	5,881	39,522	0	0	0	118,963	16,111
Totals:		6,006	42,622	0	5	0	299,311	16,111
TOOMBS	Atlantic Wood Ind	0	0	0	0	0	0	0
	Trane	10	10	0	0	0	123,909	15
Totals:		10	10	0	0	0	123,909	15
TROUP	Atlas Roofing	0	10	0	0	0	0	0
	Caterpillar - LaGrange	10	0	0	0	250	100	0
	Duracell	12,200	21,201	20	20	0	206,322	0
	Federal-Mogul	0	91,129	0	0	0	66,183	0
	Freudenberg-Nok Lukken Indl Dr	893	16,010	0	19	0	30,652	6
	Guardian Automotive LaGrange Moulding	1,912	93,687	0	0	0	36,155	0
	Guardian Automotive LaGrange Plastics	34,600	55,500	60	10	0	47,500	0
	Industrial Specialty Fabrics	121	8,579	0	0	0	0	0
	Interface Flooring System	132	0	0	0	250	403	0
	Kleen-Tex Industries	0	0	0	0	0	269	0
	LaFarge Concrete - La Grange	0	0	0	0	0	0	0
	Milliken - Hillside	364	13,358	0	0	0	101,643	0
	Milliken - Live Oak/Milstar	0	3	0	532	0	0	0
	Palm Harbor Homes	0	0	0	0	0	0	0
	Wheelabrator	38	0	0	0	0	33,728	0
Totals:		50,270	299,476	80	581	500	522,955	6
UPSON	Keadle Lumber	626	0	0	0	0	0	0
Totals:		626	0	0	0	0	0	0
UPSON	Quad/Graphics	25,000	800	0	22	0	0	0
	Robbins Mfg Co	0	0	0	0	0	0	0
	Royal Cord	155	16,445	0	0	0	1,641	0
	Southern Mills - Plant Ray	27,000	644	503,759	0	0	0	0
	Yamaha Music Mfg	700	13,200	0	100	0	100	0
Totals:		52,855	31,089	503,759	122	0	1,741	0

County	Facility Name	Fugitive Air	Stack Air	Land Tot	POTW	Accidents	Transfers	Water
WALKER	Blue Bird Body	2,657	35,557	0	0	0	3,755	0
	Crystal Springs Print Works	0	0	0	0	0	0	0
	Dow Reichold - Kensington	3,771	24,095	0	0	0	45,958	725
	Roper Corporation	385	0	0	14	0	430,746	8
	Shaw Industries Plant 67	0	0	0	0	0	0	0
	Yates Bleachery	0	8	0	0	0	0	0
Totals:		6,813	59,660	0	14	0	480,458	733
WALTON	American Dehydrated Foods	0	0	0	60,365	0	33	0
	Certaineed Corp - Ronthor Dr	73	0	0	0	0	749	0
	Goodyear- Social Circle	281	4,619	0	0	0	51,547	0
	Standridge Color	302	0	0	1	0	3,623	1
Totals:		656	4,619	0	60,366	0	55,951	1
WARE	B & M Wood Products	4,606	1	0	0	0	8,699	0
	Carolina Skiff	0	255,937	0	0	0	0	0
	Clayton Homes - Waycross	0	0	0	0	0	0	0
	General Manufactured Housing	11,205	0	0	0	0	974	0
Totals:		15,811	255,938	0	0	0	9,673	0
WARREN	Georgia Pacific - Warrenton	0	4	0	0	0	0	0
	Wheland Foundry	0	54	0	0	0	42,679	27
Totals:		0	58	0	0	0	42,679	27
WASHINGTON	Burt Lumber	0	0	0	0	0	0	0
	Lamson & Sessions	0	0	0	0	0	59	0
	Prentiss	0	0	0	0	0	0	0
Totals:		0	0	0	0	0	59	0
WAYNE	American Welding & Tank	8,695	7,695	0	0	0	12,538	0
	Rayonier Performance Fibers - Jesup	1,931,738	1,685,377	105,534	0	4	9,000	371,269
Totals:		1,940,433	1,693,072	105,534	0	4	21,538	371,269
WHITE	Freudenberg-Nok -Nok Dr	0	0	0	3	0	9,400	60
Totals:		0	0	0	3	0	9,400	60

County	Facility Name	Fugitive Air	Stack Air	Land Tot	POTW	Accidents	Transfers	Water
WHITFIELD	Advance Adhesive Tech	500	0	0	0	0	0	0
	Aladdin Mills	0	0	0	0	0	0	0
	AMC International	0	0	0	0	0	0	0
	Arrow Engineering	0	0	0	0	0	0	0
	Beaulieu Fibers	0	0	0	10	0	366	0
	Beaulieu Fibers - Plant 20	0	0	0	8	0	550	0
	Beaulieu Plant 560	0	2,977	0	37,209	0	0	0
	Benchmark Polymers	100	0	0	0	0	0	0
	Capitol USA	25,114	784	0	0	0	0	0
	Chem-Tech Finishers	4	373	0	36,891	0	0	0
	Dalton Foam Division of NCFI	1	0	0	0	0	0	0
	Dow - Dalton	19,071	469,475	0	0	0	846,010	240
	Fibro Chem	0	0	0	6,028	0	0	0
	Global Textile Services	0	1	0	120	0	11,854	0
	Lynx Chemical - Dalton	33	13,514	0	867	0	616	0
	MFG Chemical - Brooks Road	100	100	0	100	0	0	0
	Mohawk Industries - Durkan	0	0	0	0	0	0	0
	Mohawk Industries - McFarland Road	0	0	0	0	0	0	0
	Mohawk Industries - S Hamilton Street	0	129	0	0	0	0	0
	Para-Chem Standard Div	210	300	0	120	0	226,700	0
	Sanco	100	0	0	0	0	1,000	0
	Shaw Industries Plant 1,3	0	16	0	0	11	12	0
	Shaw Industries Plant 2, 4, 80	0	253	0	0	0	0	0
	Shaw Industries Plant 20	0	0	0	0	0	82	0
	Shaw Industries Plant 23	0	0	0	0	0	0	0
	Shaw Industries Plant 81	0	0	0	0	19	19	0
	Shaw Industries Plant WM	0	0	0	1	0	0	0
	Southern Chemical & Textiles	10	0	0	0	0	0	0
	Textile Coating	0	0	0	0	0	0	0
	Textile Rubber - Dalton	420	0	0	0	420	0	0
	Textile Rubber - Resaca	4,060	0	0	0	0	9,100	0
	Textile Rubber - Tiarco Div	112	0	0	0	0	212	0

County	Facility Name	Fugitive Air	Stack Air	Land Tot	POTW	Accidents	Transfers	Water
WHITFIELD	Textile Rubber & Chemical	3,142	0	0	226	0	398	0
	Universal Textile	0	18	0	0	0	3,010	0
	Vericol	0	409,205	0	0	0	21,450	0
	Totals:	52,978	897,145	0	81,579	450	1,121,379	240
WILKES	Anthony Forest Products	0	0	0	0	0	0	0
	Totals:	0	0	0	0	0	0	0