<u>August 2025 Climate Summary – Georgia</u>

Eleanor Partington and Nyasha Dunkley

State of Georgia Climate Office

August marked the end of the summer with unusually cool temperatures. Statewide, this August ranked as the 24th coolest August on record (POR 1895) with an average temperature of 78° F (1° F below normal). The coolness was especially pronounced in Macon and Columbus, which recorded their 6th and 7th coolest Augusts, respectively. Athens set daily records on 8/3 with a record low maximum temperature of only 71° F and on 8/27 with a record low minimum temperature of 55° F. Macon also set a daily record on 8/3 with a maximum temperature of 74° F. August was also wetter than normal, with a statewide average rainfall of 7.2 inches, 2.28 inches above normal and ranking as 11th wettest on record. Valdosta received 15.18 inches of rain, making August its #1 wettest August and 6th wettest month ever (POR 1948). Macon also had its #1 wettest August on record with 10.27 inches of rain. Savannah experienced its 7th wettest August with 11.8 inches of rain. In contrast, Augusta experienced its 3rd driest August on record with only 0.94 inches for the month. Several cities also set daily rainfall records. Macon set a record for 8/4 with 2.4 inches of rain and for 8/22 with 2.93 inches of rain. Athens set a record for 8/5 with 2.27 inches of rain. On 8/23, Valdosta received 3.83 inches of rain in one hour, setting the record for #1 highest 1-hour rainfall.

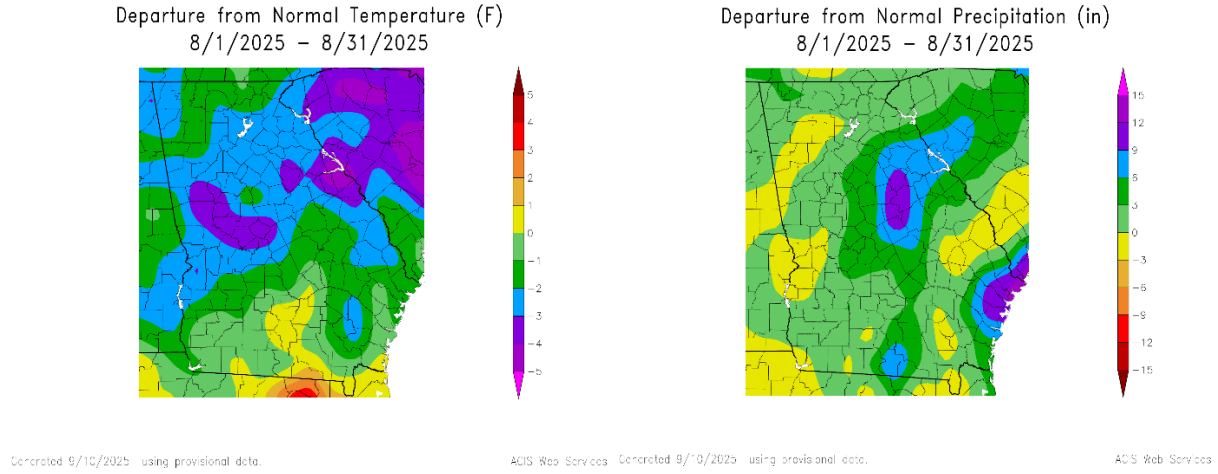

According to the U.S. Drought Monitor, August saw over 80% of the state experiencing no drought conditions during the summer month. Abnormally Dry (D0) conditions gradually diminished throughout the period, with rainfall helping to improve an already small drought area. According to the Climate Prediction Center, there will likely be no drought across the state through September.

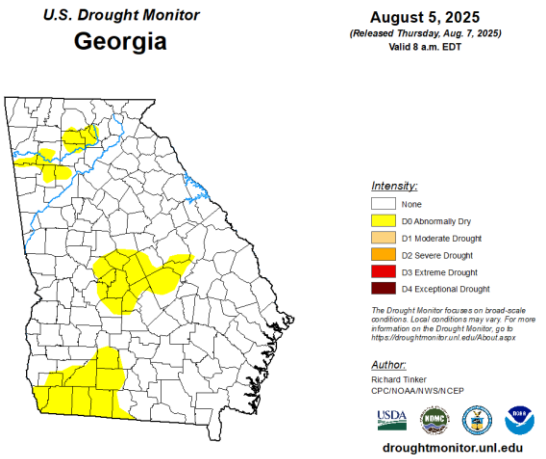

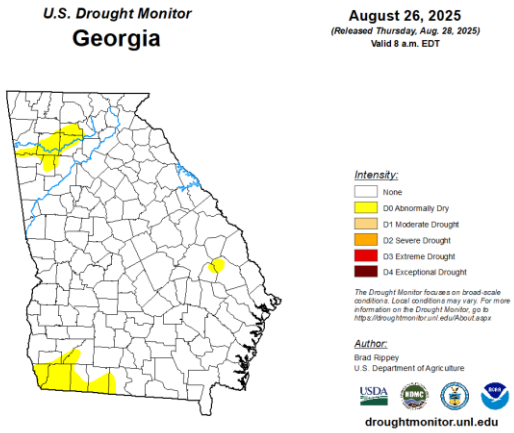

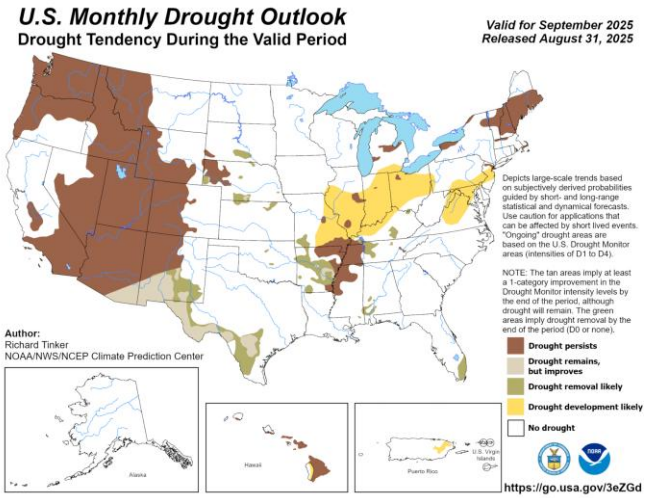

According to the Climate Prediction Center, ENSO-neutral conditions are present with near-to-below average equatorial sea surface temperatures in the Pacific Ocean. A transition from ENSO-neutral to La Nina is likely to occur in the next several months, with a 71% chance of La Nina during October – December 2025. The seasonal outlooks from the Climate Prediction Center call for the likelihood of above normal temperatures and near-to-above normal precipitation for the months of September through November across the state.

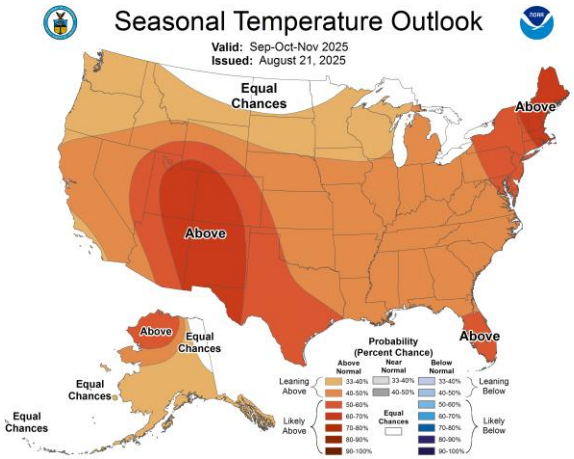
Seasonal Temperature Outlook
Valid: Sep-Oct-Nov 2025
Issued: August 21, 2025
Equal Chances
Above
Above
Above
Above
Equal Chances
Equal Chances
Equal Chances
Probability (Percent Chance)
Above Normal
Near Normal
Below Normal
Leaning Above
Leaning Below
Likely Above
Likely Below
Equal Chances

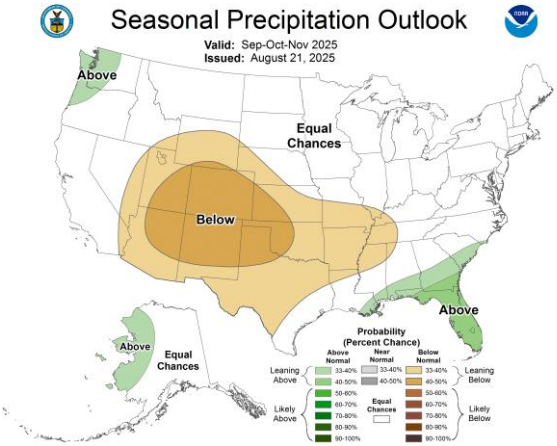
Seasonal Precipitation Outlook
Valid: Sep-Oct-Nov 2025
Issued: August 21, 2025
Above
Equal Chances
Below
Above
Above
Equal Chances
Probability (Percent Chance)
Above Normal
Near Normal
Below Normal
Leaning Above
Leaning Below
Likely Above
Likely Below
Equal Chances