Prepared for:

PRECISION MACHINE OF SAVANNAH, INC.
6 Telfair Place
Savannah, GA 31415

VOLUNTARY REMEDIATION PROGRAM COMPLIANCE STATUS REPORT

PRECISION MACHINE OF SAVANNAH, INC.
Savannah, GA 31415

Prepared by:

1050 Crown Pointe Parkway, Suite 550
Atlanta, Georgia 30338
Tel: 404-315-9113

October 2016

VOLUNTARY REMEDIATION PROGRAM
COMPLIANCE STATUS REPORT

PRECISION MACHINE OF SAVANNAH, INC.
Savannah, GA 31415

Prepared for:

PRECISION MACHINE OF SAVANNAH, INC.
6 Telfair Place
Savannah, GA 31415

Prepared by:

1050 Crown Pointe Parkway, Suite 550
Atlanta, Georgia 30338
Tel: 404-315-9113

Kirk Kessler, P.G.
Principal

October 2016

EPS

VOLUNTARY REMEDIATION PROGRAM
COMPLIANCE STATUS REPORT

PRECISION MACHINE OF SAVANNAH, INC.
6 Telfair Place
Savannah, GA 31415

TABLE OF CONTENTS

PROFESSIONAL CERTIFICATION **1**

CERTIFICATION OF COMPLIANCE **2**

1 INTRODUCTION **3**

1.1 Background 3
1.2 Site Features 3
1.3 Release Notification 3
1.4 Spill Response and Soil Remediation 4
1.5 Consent Orders No. EPD-WQ-6104 and EPD-VRP-014 4
1.6 Voluntary Remediation Program 4
1.7 Purpose of this Document 4

2 HYDROGEOLOGY **5**

2.1 Regional Geologic Setting 5
2.2 Site Geology 5
2.3 Site Hydrogeology 5
2.4 Tidal Influence 6

3 SITE INVESTIGATIONS **7**

3.1 Overview 7
3.2 Preliminary Constituents of Potential Concern 7
3.3 Methodology for Investigations 8
3.3.1 Soil Sampling 8
3.3.2 Monitoring Wells 8
3.3.3 Sediment Sampling 9
3.3.4 Surface Water Sampling 9

3.3.5 Sample Preservation 9
3.3.6 Equipment Decontamination Procedures 9
3.3.7 Laboratory Test Methods and QA/QC 9
3.4 June 2015 Initial Assessment 11
3.5 August 2015 Assessment 12
3.6 October 2015 Assessment 12

4 RRSs 14

5 Site Environmental Condition 15

5.1 Overview 15
5.2 Soil and Sediment 15
5.3 Groundwater 16
5.4 Surface Water 16

6 Compliance with Cleanup Standards 17

7 References 18

FIGURES

Figure 1 Site Location
Figure 2 Site Features
Figure 3 Release Area and Soil Excavation (2014)
Figure 4 Potentiometric Surface Map (August 2016)
Figure 5A 2-Butanone Detections in Soil and Sediment
Figure 5B 4-Methyl-2-Pentanone Detections in Soil and Sediment
Figure 5C Acetone Detections in Soil and Sediment
Figure 5D Toluene Detections in Soil and Sediment
Figure 6A Chromium (Total) Detections in Soil and Sediment
Figure 6B Chromium (Hexavalent) Detections in Soil and Sediment
Figure 6C Barium Detections in Soil and Sediment
Figure 6D Lead Detections in Soil and Sediment
Figure 6E Nickel Detections in Soil and Sediment
Figure 6F Zinc Detections in Soil and Sediment
Figure 7 Groundwater Monitoring Well and Surface Water Locations
Figure 8 Chromium (Hexavalent) Detections in Groundwater

TABLES

Table 1 Well Completion and Groundwater Elevation
Table 2 Tidal Gauging Data
Table 3 Summary of Detected Constituents in Soil & Sediment
Table 4 Summary of Detected Constituents in Groundwater
Table 5 Summary of Detected Constituents in Surface Water

APPENDICES

Appendix A Property Information
Appendix B Boring Logs
Appendix C Field Sampling Forms
Appendix D Summary of Risk Reduction Standards
Appendix E Laboratory Reports
Appendix F Professional Geologist Summary of Hours

EPS

PROFESSIONAL CERTIFICATION

I certify that I am a qualified groundwater scientist who has received a baccalaureate or postgraduate degree in the natural sciences or engineering, and have sufficient training and experience in groundwater hydrology and related fields as demonstrated by state registration and completion of accredited university courses that enable me to make sound professional judgments regarding groundwater monitoring and contaminant fate and transport. I further certify that this report was prepared by myself or by a subordinate working under my direction.



Kirk Kessler, P.G.
Registration No: 685

Date

EPS

CERTIFICATION OF COMPLIANCE

I certify that this Compliance Status Report and all attachments were prepared under my direction in accordance with a system designed to assure that qualified personnel properly gather and evaluate the information submitted. Based on my inquiry of the person or persons who manage the system, or those persons directly responsible for gathering the information, the information submitted is, to the best of my knowledge and belief, true, accurate, and complete. I am aware that there are significant penalties for submitting false information, including the possibility of fine and imprisonment for knowing violations.

Based on my review of the findings of this report with respect to the Risk Reduction Standards (RRSs) under the Rules for Hazardous Site Response, Rule 391-3-19-.07 and the Voluntary Remediation Program Act, O.C.G.A 12-8-108, I have determined that Tax Parcel ID 60737 01009 and Tax Parcel ID 60737 01010 are in compliance with Residential RRSs.

Certified by: _____ Date: 10/13/16

Precision Machine of Savannah, Inc.
David M. Johnson
Operations Director

1 INTRODUCTION

1.1 Background

This Compliance Status Report ("CSR") is being submitted on behalf of Precision Machine of Savannah, Inc. ("PMS"), and an additional Qualifying Property Precision Protective Coatings Inc. ("PPC") adjoining PMS. The PMS property is located at 6 Telfair Place, Savannah, Georgia and the PPC property is located at 8 Telfair Place, Savannah, Georgia. Collectively, the properties are herein referred to as the "Site." The Site totals approximately 5.5 acres and is primarily surrounded by industrial and commercial areas with scattered woodland and residences (Figure 1). Appendix A includes tax maps and property information for the Site.

1.2 Site Features

The Site has been improved with one 32,000 square foot ("sq-ft") metal building, one 15,000 sq-ft metal building, and various supporting structures, including an administrative trailer and a metal storage and product testing building. The Site also has two gravel parking lots: one located adjacent to PMS and the other located across (south of) Telfair Place. Drainage structures on the Site include a retention pond at the north end of the PPC property draining to Outfall 001, and two retention ponds at the north end of the PMS property that drain to Outfall 002. Both Outfall 001 and Outfall 002 discharge to a ditch adjacent to the Site. Site features, including a general direction of overland water flow, are shown on Figure 2.

1.3 Release Notification

On September 16 and 18, 2014 the Georgia Environmental Protection Division ("EPD") observed a spill of WS 8800 Coolant originating from chip bins containing aluminum, stainless steel, titanium, and copper shavings located on the concrete paved areas between the PPC and PMS buildings. The spill was attributed to a faulty drain valve on the aluminum chip bin and faulty seals on other bins.

The WS 8800 Coolant is water-based and is not a RCRA Subtitle C regulated hazardous waste. The hazardous ingredients in the coolant are volatile organic compounds ("VOCs"). VOCs comprise less than 13% of product. The specific VOCs found in the coolant are not regulated substances in Georgia (ref: Rule 391-3-19-.04(3)(b) *Appendix I, Regulated Substances and Soil Concentrations That Trigger Notification*).

The area was documented in a photographic log provided by John Kalp of EPD. The spill material flowed north from the bin storage area, pooled in several on-site areas, then flowed into a shallow storm water ditch, then exited the property at Outfall 001. Subsequently the coolant pooled in a low elevation area in a drainage ditch on the adjacent northwest property. The spill area, which is estimated at 400 to 500 sq-ft, is shown on Figure 3.

1.4 Spill Response and Soil Remediation

Subsequent to EPD's second inspection (September 18, 2014), PPC repaired the chip bins and placed absorbent booms along the sides of the spill and on both sides of the fence at Outfall 001. The week of September 22, 2014, JN Thompson Construction conducted soil remediation in the release area. They over-excavated the release area based on visual observations, to a depth of approximately 1 to 2 feet below ground surface ("ft-bgs"). The excavation area is shown on Figure 3. Whitaker Laboratory, Inc. collected ten composite samples of the excavated soil and had the samples analyzed via EPA Method SW1311 Toxicity Characteristic and Leaching Procedure ("TCLP") for disposal characterization. The soil was non-hazardous. On September 22, 2014, Atlantic Waste Services transported 60.53 tons of excavated soil to the Waste Management Superior Landfill, located at 3001 Little Neck Road in Savannah, Georgia, for disposal. JN Thompson Construction backfilled the excavated area with clean soil, then graded and sodded the area.

1.5 Consent Orders No. EPD-WQ-6104 and EPD-VRP-014

Following the spill, PMS and PPC entered into Consent Order No. EPD-WQ-6104 on February 18, 2015. This Consent Order was primarily focused on addressing regulatory compliance. In addition, it had a remedial component requiring a "Soil and/or Groundwater Remediation Plan," which was prepared by EPS and submitted on May 18, 2015 (EPS, 2015a).

PMS and PPC addressed all of the regulatory issues and PMS chose to enter the Site into the Voluntary Remediation Program ("VRP") in order to resolve the remaining remedial issues. In July 2016, PMS and PPC entered into a new Order (EPD-VRP-014) which superseded the original Order. The new Order was executed by the EPD on September 27, 2016.

1.6 Voluntary Remediation Program

The companies submitted a VRP Application on April 25, 2016 (EPS, 2016). The Application was accepted by the EPD on July 11, 2016.

1.7 Purpose of this Document

This CSR describes the investigations and remedial actions undertaken by EPS at the Site, on behalf of PMS, to bring the Site into compliance with the Risk Reduction Standards as provided in the VRP Application.

2 HYDROGEOLOGY

2.1 Regional Geologic Setting

The Site is located in Chatham County, which falls in the Lower Coastal Plain of the Coastal Plain Physiographic Province in Georgia. The Lower Coastal Plain is characterized by poorly consolidated surface sediments, primarily sands and clays, with Site soils classified as loamy sand to fine sand. Vast stretches of the Lower Coastal Plane, including the Site, are relatively flat with a surface elevation within a few feet of above mean sea level ("amsl"). The Site is approximately 2.5 miles southwest of the Savannah River.

2.2 Site Geology

Chatham County, Georgia is underlain by sedimentary deposits of the Coastal Plain physiographic province. The geology of the Site is characterized by consolidated to unconsolidated layers of sand and clay and semi-consolidated to very dense layers of limestone and dolomite (Clarke et al., 1990). At Skidaway Island in Chatham County, the surficial aquifer system consists of an upper unconfined sand zone, an intermediate clay semi-confining layer, and an underlying semi-confined sand zone (Clarke et al., 1990). At Hunter Army Airfield also in Chatham County, the surficial aquifer system consists of fine sand to depths of up to 100 ft (G. J. Gonthier, 2012).

Continuous soil cores were available from the direct-push drilling method used for the monitoring well installation. The boring logs (Appendix B) indicate that generally the surficial deposits at the Site are comprised of unconsolidated sand and clay.

2.3 Site Hydrogeology

EPS conducted a groundwater assessment event for groundwater levels in August 2016. Groundwater measurements were collected from fifteen of the sixteen monitoring wells[1] on the Site as shown in Table 1. Figure 4 is a potentiometric surface map generated from the August 2016 water level measurements, indicating general groundwater flow from the southwest to the northeast with a hydraulic gradient of approximately 0.0020 ft/ft.

Hydraulic condition testing data for the region is available from a study conducted by Soil and Materials Engineers, Inc. for the upper, unconfined water-bearing zone of the aquifer at Skidway Island in Chatham County, where they reported a hydraulic conductivity of 2 to 65 ft/day (Clarke et al., 1990). Additionally, general hydraulic conductivity values for unconsolidated sand and

[1] MW-13 could not be located (in the parking lot and likely covered in gravel).

clay materials are reported to range from 10^{-4} cm/s (0.3 ft/day) for sandy clays to 10^{-2} cm/s (28 ft/day) for sand (Clapp and Hornberger, 1978).

Groundwater velocity at the Site can be estimated using the modified Darcy equation, applying a range of representative hydraulic conductivity values based on the findings of the two studies presented above (0.3 to 65 ft/day), and the hydraulic gradient observed during the August 2016 groundwater assessment event (0.0020 ft/ft):

$$V = \frac{K \times i}{n_e}$$

where V = average linear groundwater velocity
K = hydraulic conductivity
i = hydraulic gradient
n_e = effective porosity

Assuming the effective porosity of the aquifer is approximately 20%, the groundwater velocity at the Site is calculated to range from approximately 1 to 240 ft/yr.

2.4 Tidal Influence

Water level measurements were taken during the course of the day on October 26, 2015 at a staff gauge installed within the ditch (near the Outfall), and a nearby monitoring well MW-7 (Figure 4). Table 2 is a compilation of the measurements, also showing the tidal range graphs for two nearby tidal monitoring stations in the Savannah area. The tidal amplitude over the duration of the measurements (from 10:30 to 15:45) was approximately 7 ft amsl to 0 ft amsl. During that time there was no change in the surface water elevation in the ditch (surface water at an elevation of 10.48 ft amsl). Groundwater elevation varied somewhat from 8.87 ft amsl initially (high tide) to 8.90 ft amsl later during low tide (deviation of 0.03 ft). Although it is typical to have a time lag between tidal change and groundwater elevation, this slight amount of deviation in the groundwater elevation is likely the result of barometric pressure change.

3 SITE INVESTIGATIONS

3.1 Overview

Following the characterization of the coolant spill, EPS conducted three assessment events (June, August and October 2015) at the Site. EPS prepared a work plan (EPS, 2015a) and an addendum to the work plan (EPS, 2015c) specifying the testing locations and chemical parameters. EPD reviewed and approved the work plan and its addendum.

3.2 Preliminary Constituents of Potential Concern

Although the coolant is non-hazardous, its chemical composition consists of low-levels of VOCs and petroleum distillates. Additionally, there is the potential for used coolant to be impacted by RCRA metals, nickel, and zinc, during the milling/etching process. EPS collected two samples of used coolant from the chip bin (representative of the release observed in September 2014) to assess the impact of the milling/etching process on the chemical composition of the coolant. The first sample, which was collected in February 2015, was analyzed for total RCRA metals, of which only lead was detected (3.5 mg/kg). The second sample, which was collected in March 2015, was analyzed for dissolved metals. The results of the March 2015 sampling event are shown below.

Barium	Cadmium	Chromium	Lead	Selenium
µg/L	µg/L	µg/L	µg/L	µg/L
148	10.4	16.7	429	70.1

Based on these analytical results and correspondence with the EPD, the initial list of constituents of potential concern ("COPC") consisted of VOCs, semi-volatile organic compounds ("SVOCs"), polycyclic aromatic hydrocarbons ("PAHs"), RCRA metals, hexavalent chromium ("Cr(VI)"), mercury, nickel, and zinc.

The constituent list was refined with each assessment (and reporting / workplan) phase, such that Cr(VI) was the only constituent of interest remaining by the third assessment.

3.3 Methodology for Investigations

3.3.1 Soil Sampling

Soil samples were collected in accordance with procedures published in the EPA Region 4's Field Branches Quality System and Technical Procedures ("FBQSTP") using direct push technology. Soil samples were collected in closed-point Macro-core samplers with acetate liners. The liner was removed from the push rods and samples were collected directly from the liner. All sampling equipment was decontaminated prior to re-use.

Disposable gloves were worn during sample collection and changed between samples to lessen the potential for cross-contamination. Samples for VOC analysis were collected using laboratory supplied syringes and immediately placed into three 40-milliliter glass vials: one preserved with methanol and two preserved with sodium bisulfate. The vials were prepared and weighed by the laboratory prior to sample collection. In addition, 2-ounce glass jars were filled for soil moisture analysis. Samples for SVOCs and metal analyses were contained in separate 4-ounce glass jars.

3.3.2 Monitoring Wells

Groundwater monitoring wells were installed using a direct-push macro-core drill rig. Lithology was recorded from all borings. Wells were constructed using ¾-inch diameter, Schedule 40, flush-threaded PVC pipes with 10 ft. of 0.010-inch slotted pre-packed screens. Silica sand was added to the borehole annulus surrounding the PVC to extend the filter pack to a minimum of 2 ft above the screen. A bentonite seal was installed directly above the filter pack. The remainder of the borehole was filled with grout and the wells were completed flush with the ground surface, encased in a water-tight, steel vault with a concrete pad.

The wells were developed using a Waterra Pump. Once development of the wells was complete, a peristaltic pump with Teflon lined tubing was used to purge each well following EPA's low flow purge procedures. Groundwater samples were collected after three consecutive indicator field parameter readings were stable according to the following criteria: (i) specific conductance ± 5%, (ii) pH ± 0.1 standard pH units, and (iii) turbidity < 10 NTU. Field parameter readings and volume of water purged were recorded on field sampling forms that are included in Appendix C.

VOC samples were collected using the "soda straw" method in two 40-mL glass vials containing hydrochloric acid preservative. Care was taken when filling sample vials for VOCs analysis to ensure zero head space remained in the vials. Samples for SVOCs were collected in two, 1-liter unpreserved amber glass bottles. Samples for metal analysis (not including Cr(VI)) were collected in one, 500-mL nitric acid preserved plastic bottle. Water for Cr(VI) analysis was filtered using a 0.45 micron field filter. After passing through the filter, the water was collected in a plastic bottle containing a buffer solution. The pH was then measured to verify that the pH was within the EPA guidelines of 9.3 to 9.7. If the pH of the sample did not test in the specified pH range, a measured amount of buffer solution was added (up to 10% of the total volume) until the desired pH was obtained. The volume of buffer solution added was recorded on the well sampling forms (Appendix C), along with the field parameter readings and volume of water purged.

3.3.3 Sediment Sampling

Sediment samples were collected from the upper 3-6 inches of sediment using stainless steel spoons. One spoon was used for each sample to minimize the potential for cross-contamination. Each spoon was decontaminated prior to and after sampling.

3.3.4 Surface Water Sampling

Surface water samples were collected by carefully dipping the sample container into the surface water, so as to not disturb the sediment and create turbid conditions.

3.3.5 Sample Preservation

Samples were placed in a cooler on ice after collection to maintain sample integrity at 4 °C. Tight packing material was used to prevent void space in order to prevent damage during shipment. The container was securely sealed using two custody seals, labeled, and accompanied by a Chain of Custody Record. Paperwork was placed in a plastic bag within the cooler containing the sample bottles. Containers were taken to a courier service and shipped to the appropriate laboratory for analysis.

3.3.6 Equipment Decontamination Procedures

Equipment decontamination was conducted in accordance with EPA procedures. Sampling equipment was decontaminated as follows: (i) cleaned with tap water and phosphate-free detergent using a brush to remove particulate matter and surface films, (ii) rinsed thoroughly with tap water, (iii) rinsed thoroughly with distilled water, and (iv) allowed to air dry as long as possible.

3.3.7 Laboratory Test Methods and QA/QC

All samples, including quality assurance / quality control ("QA/QC") samples, were analyzed by Analytical Environmental Services ("AES") Laboratory in Atlanta, Georgia for standard parameters, and by ALS Environmental ("ALS") in Rochester, New York for Cr(VI) testing. Both labs meet the Georgia certification requirements of the Georgia Commercial Analytical Laboratory Act (O.C.G.A. §§12-2-9 *et seq.*). Laboratory test methods used are as follows:

Constituent	Laboratory Test Method
RCRA Metals, Phosphorus[2]	Method 6010C
Mercury	Method 7471B (soil); 7470A (water)
Nickel, Zinc	Method 6010B (soil); 6020 (water)
Cr(VI)	Method 7199 (soil); 218.6 (water)
VOCs	Method 8260B
SVOCs	Method 8270C

One duplicate sample was collected during each of the first two assessment events (June and August 2015) to assess the integrity of the analytical results from each laboratory. During the June 2015 event assessment event, a duplicate sample ("15161-Dup") was collected from sampling point MW-1 immediately following the collection of the "15161-MW-1" sample. Similarly, duplicate sample "15231-DUP" was collected from sampling point MW-10 during the August 2015 assessment event. The results for detected constituents from both assessment events are shown below. Duplicate sample results were similar to their parent sample results.

Duplicate Sample Data Comparison

Assessment Event	Sample Location	Cr (VI) (ALS) (µg/L)	Barium (AES) (mg/L)	Zinc (AES) (mg/L)
June 2015	15161-MW-1	0.047	0.0914	0.0254
	15161-Dup	0.051	0.0928	0.0256
August 2015	15231-MW-10	0.068		
	15231-DUP	0.066		

A duplicate sample was not collected during the third assessment event in October 2015; however, ALS performed QA/QC internally. ALS analyzed two lab control samples spiked with a known amount of Cr(VI), "R1509132-LCS1" (soil) and "R1509132-LCS2" (water), and a replicate sample of "15299-SB-35" ("R1509132-006DUP"). The results are as follows:

[2] Phosphorus was included in the first assessment phase (following submittal of the workplan), as EPS had obtained a copy of a prior testing report by another consultant which including testing for phosphorus. It was later established by EPS in the reporting of the first assessment phase and interaction with EPD, that phosphorus was not a COPC for the Site.

Sample ID	Matrix	Spike Amount (µg/L)	Cr(VI) (µg/L)	Spike Amount (mg/kg)	Cr(VI) (mg/kg)
R1509132-LCS1	Soil			650	630
R1509132-LCS1	Soil			650	642
R1509132-LCS2	Water	0.200	0.201		
R1509132-006DUP	Soil				3.62
15299-SB-35	Soil				3.56
R1509132-006DUP	Soil				3.64
15299-SB-35	Soil				3.57

3.4 June 2015 Initial Assessment

EPS conducted the initial assessment event on June 8-10, 2015, which consisted of the collection and laboratory analysis of groundwater, soil, surface water, and sediment samples in accordance with the approved work plan. Samples were analyzed for RCRA metals, nickel, zinc, mercury, phosphorus, VOCs, SVOCs, and Cr(VI).

Five groundwater monitoring wells (MW-1 to MW-5) were installed targeting the area of the coolant spill. A sixth groundwater monitoring well (MW-6) was installed in the parking lot south of Telfair Place as a background well. Table 1 provides well completion details.

Twelve soil samples (SB-1 to SB-12) were collected at a depth of 2 feet below ground surface ("ft-bgs") as described below:

- four samples from various locations described by EPD as coolant pooling areas;
- three samples from areas adjacent to a construction excavation area north of PPC;
- two samples from the ditch located adjacent and west of the PMS building and adjacent and north of the fenced area;
- two samples from the middle of the concrete pad, inside of the fenced-in area adjacent and west of the PMS building; and
- one sample from the background location south of the PMS building (co-located with MW-6).

Three paired surface water (SW-1 to SW-3) and sediment samples (SD-1 to SD-3) were collected down-stream of Outfall 001, at distance intervals of 10 ft, 100 ft, and 200 ft. A fourth paired sample (SD-4 and SW-4) was collected upstream (*i.e.* to the west) of Outfall 001, downstream from several other industrial complexes, to assess general background conditions up-gradient of Outfall 001.

EPS summarized this work in a Site Investigation Report (EPS, 2015b).

3.5 August 2015 Assessment

On August 17-19, 2015, EPS conducted a sampling event that consisted of the collection and laboratory analysis of groundwater, soil, and sediment samples in accordance with an addendum to the first work plan (EPS, 2015c). The purpose of the sampling was to collect additional background data and to further characterize the condition on the Site. Five soil background locations (two of which were co-located with groundwater monitoring wells) were sampled along with eight soil locations on the Site (five of which were co-located with groundwater monitoring wells). Five locations were sampled for sediment in the off-Site drainage ditch. All samples were analyzed for VOCs and Cr(VI), as these were constituents determined by the EPD to be of continued interest from the initial assessment.

Five groundwater monitoring wells (MW-7 through MW-11) were installed on the Site, co-located with soil samples. Two groundwater monitoring wells (MW-12 and MW-13, also co-located with soil samples) were installed in the parking lot located south of Telfair Place as background wells.

Thirteen soil samples (SB-13 through SB-25) were collected across the Site at a depth of 2 ft-bgs, five of which were used to assess background conditions (SB-21 to SB-25).

Five sediment samples were collected in the ditch adjacent to the Site. Two samples (SD-5 and SD-6) were collected downstream of Outfall 001 and previous sediment sample location SD-1. Three samples (SD-7, SD-8, and SD-9) were collected from upstream (*i.e.* to the west) of Outfall 001 and the previous sample location SD-4, to assess general background conditions upstream of Outfall 001.

A stream gauge was installed in the ditch on August 19, 2015, to monitor tidal influence on the Site and to evaluate the surface water to groundwater interaction. The staff gauge was installed north of Outfall 001 near monitoring well MW-7, and a datum elevation was surveyed to the top of the staff gauge to allow conversion of water level readings to elevation. EPS performed the monitoring during the subsequent October 2015 assessment.

EPS submitted a Status Report (EPS, 2015d) following this event, which proposed at the request of the EPD additional delineation of Cr(VI).

3.6 October 2015 Assessment

After approval of the delineation recommended in the status report (EPS, 2015d), EPS conducted the delineation sampling event on October 26-27, 2015. The purpose of the sampling was to further assess Cr(VI) in all media.

Three groundwater monitoring wells (MW-14, MW-15 and MW-16) were installed on the Site. Two of the wells were co-located with soil samples. Table 1 provides well completion details and depth to groundwater information and groundwater elevation readings for the October event.

Ten soil borings (SB-26 through SB-35) were predominantly located near the property boundary and samples were collected from each boring at a depth of 2 ft-bgs.

Five sediment samples (SD-10 to SD-14) were collected in the adjacent ditch, all north (downstream) of Outfall 001 and downstream of location SD-5. The sample locations were spaced approximately 200 ft apart.

Water level measurements were taken during the course of the day on October 26, 2015 at a staff gauge installed within the ditch (near the Outfall), and a nearby monitoring well MW-7. Results of the tidal gauging study were discussed in Section 2.4.

4 RRSs

Under the VRP program, the applicable remediation standards are set based on an assessment of risk to human health and the environment, or Risk Reduction Standards ("RRSs"). The RRS calculations were submitted to the EPD as part of the VRP Application (EPS, 2016), which was approved by the EPD in a letter dated July 11, 2016 and in the September 2016 Consent Order.

Type 1 and Type 2 RRSs are based on a residential scenario and Type 3 and Type 4 RRSs are based on a non-residential scenario. The cleanup criteria for soil/sediment and groundwater for this Site are the Residential RRSs (higher of the Type 1 or Type 2 RRS). A summary of all of the RRSs calculated for constituents detected in groundwater and soil/sediment is shown in Table 1 and Table 2 of Appendix D, respectively.

5 SITE ENVIRONMENTAL CONDITION

5.1 Overview

This section describes the condition of various media on the Site through a comparison of the analytical data collected during the three assessment events conducted to date and the applicable cleanup standards for the Site. The laboratory reports are provided in Appendix E.

5.2 Soil and Sediment

EPS collected soil samples from the upper 2ft at a total of 29 locations on the Site and at six background locations. Ten soil/sediment[3] samples were collected in the ditch adjacent to the Site downstream of the Outfall 001, and four sediment samples were collected upstream of Outfall. A summary of the analytical results for detected constituents in soil and sediment is provided in Table 3.

Only four organics (2-butanone, 4-methyl-2-pentanone, acetone, and toluene) were detected in more than one sample. The soil organic detections are confined to a cluster of sample locations immediately west of the PMS building, none of which exceed the Residential RRS. Additionally, acetone was detected in two samples collected at background locations at concentrations below the Residential RRS. Acetone was also detected at low concentrations in the majority of the soil/sediment sample locations, all below the Residential RRS. Overall, other organics were generally not detected in the soil/sediment samples, except at location SD-3 (at Outfall 001) where some organics (mainly PAHs) were detected; however, all of the organic detections were below the Residential RRS. There is not a downgradient spread of VOC detections in the drainage path from the release area to Outfall 001. Figures 5A-D show the spatial distribution of 2-butanone, 4-methyl-2-pentanone, acetone, and toluene, respectively, in soil and sediment on the Site.

Five metals (barium, chromium, lead, nickel and zinc) were detected in soil samples on the Site, with chromium being assessed for both total Cr and Cr(VI). None of the detections exceeded Residential RRS. Cr(VI) was also detected in ten of the fourteen sediment locations, all below the Residential RRS. The non-detects are in the western-most segment of the ditch upstream of Outfall 001. Figures 6A-F show the spatial distribution of total chromium, Cr(VI), barium, lead, nickel and zinc, respectively, in soil and sediment on the Site.

The VRP program requires delineation of soil to residential RRSs. As the results are below the residential RRSs, delineation has been satisfied. EPD concurred that horizontal and vertical delineation has been completed in the September 2016 Consent Order.

[3] The ditch contained very little to no water, thus samples are identified herein as "soil/sediment".

5.3 Groundwater

Groundwater samples were collected from monitoring wells installed in the shallow aquifer at thirteen locations on-site and at three background locations. Figure 7 shows the location of all sixteen groundwater monitoring wells. A summary of detected constituents[4] in groundwater is provided in Table 4. No organics were detected in the monitoring wells on the Site; although bis(2-ethylhexyl)phthalate was detected in one of the background wells, but at a concentration below the Residential RRS. Cr(VI) was detected in two of the three background wells and three of the 13 wells on the Site, all at concentrations below the Residential RRS.

The VRP program requires delineation of regulated substances in groundwater to Type 1 RRSs (unlike for soil, where the program allows the higher of the Type 1 or Type 2 RRS as the delineation criterion). With the exception of CrVI, all regulated substances detected in groundwater are below the Type 1 RRS and, thus, are delineated. The Type 1 RRS for Cr(VI) is not a calculated value, rather it is the higher of the Method Detection Limit or Background concentration. The on-Site detections of CrVI in groundwater range from 0.038-0.049 µg/L while the Background detections of CrVI range from 0.043-0.049 µg/L. Given there is insignificant difference in the magnitude of these concentration ranges and that the on-Site detections are fully bounded by non-detect results, the CrVI condition in groundwater is considered as adequately delineated with respect to the Type 1 RRS.

5.4 Surface Water

Surface water samples were collected in the ditch adjacent to the Site at three locations downstream of Outfall 001, and one surface water sample was collected upstream of Outfall 001 (Figure 7). A summary of analytical results for detected constituents in surface water is provided in Table 5.

No organics were detected in surface water and the metal results were all below the Georgia In-Stream Water Quality Standard5 ("ISWQS"). Cr(VI) was detected in all of the surface water samples, but at concentrations well below the ISWQS. For example, the highest detection was 0.46 µg/L in a sample (SW-4) upstream of Outfall 001 and the chronic ISWQS is 11 µg/L.

[4] During the June 2015 event, the groundwater was analyzed for Cr(VI); however, this data is not shown in Table 4 as the data was disqualified as the samples were not filtered. Accordingly, all the wells were sampled for Cr(VI) in the August 2015 event.

[5] Surface water is not regulated per se under the VRP and RRS do not apply, therefore other criteria are used herein for comparison of the sample results.

6 COMPLIANCE WITH CLEANUP STANDARDS

The table below shows the maximum concentrations of constituents detected in each medium as discussed in Section 5 and their respective RRS or other criteria.

Constituent	Matrix	Clean-up Standard	Maximum Concentration	Location
2-butanone	Soil/Sediment	200 mg/kg	0.22 mg/kg	SB-9
4-methyl-2-pentanone	Soil/Sediment	200 mg/kg	0.083 mg/kg	SB-9
Acetone	Soil/Sediment	25 mg/kg	11 mg/kg	SB-9
Barium	Soil/Sediment	2578 mg/kg	80 mg/kg	SB-2
Barium	Groundwater	3100 µg/L	338 µg/L	MW-3
Barium	Surface Water	Not regulated	46 µg/L	SW-1
Chromium, total	Soil/Sediment	3600000 mg/kg	632 mg/kg	SD-1
Chromium, total	Groundwater	100 µg/L	49 µg/L	MW-2 & MW-3
Chromium, total	Surface Water	Acute ISWQS: 320 µg/L Chronic ISWQS: 42 µg/L	17.8 µg/L	SW-1
Chromium, hexavalent	Soil/Sediment	29 mg/kg	10.7 mg/kg	SD-5
Chromium, hexavalent	Groundwater	1.7 µg/L	0.068 µg/L	MW-10
Chromium, hexavalent	Surface Water	Acute ISWQS : 16 µg/L Chronic ISWQS : 11 µg/L	0.46 µg/L	SW-4
Lead	Soil/Sediment	270 mg/kg	88.4 mg/kg	SD-4
Lead	Groundwater	15 µg/L	10 µg/L	MW-2
Nickel	Soil/Sediment	408 mg/kg	10.9 mg/kg	SD-1
Nickel	Groundwater	310 µg/L	29 µg/L	MW-3
Toluene	Soil/Sediment	100 mg/kg	0.14 mg/kg	SB-11
Zinc	Soil/Sediment	5838 mg/kg	248 mg/kg	SD-1
Zinc	Groundwater	4700 µg/L	93 µg/L	MW-3
Zinc	Surface Water	Acute ISWQS : 65 µg/L Chronic ISWQS : 65 µg/L	37 µg/L	SW-1

The Site is in compliance in all media. Accordingly, a final remediation plan with associated cost estimate for implementation is not necessary. This CSR includes certification by the Professional Geologist (Kirk Kessler). Appendix F contains a monthly summer of Mr. Kessler's hours invoiced for this project during 2016.

7 REFERENCES

Clarke, John S., Hacke, Charles M., and Peck, Michael F., 1990, Geology and groundwater resources of the coastal area of Georgia. Department of Natural Resources, Environmental Protection Division, Georgia Geological Survey, Bulletin 113, 21 & 106.

Clapp, Roger B. and Hornberger, George M., 1978, Empirical Equations for Some Hydraulic Properties. Department of Environmental Sciences, University of Virginia. Water Resources Research 14.4, 601-604.

Environmental Planning Specialists, Inc. (EPS). 2015a. Sampling and Remediation Plan (Revision 2), PPC/PMS, Savannah, Georgia. May 18, 2015.

EPS. 2015b. Site Investigation Report. PPC/PMS, Savannah, Georgia. July 9, 2015.

EPS. 2015c. Addendum to the Sampling and Remediation Plan (Revision 2), PPC/PMS, Savannah, Georgia. August 3, 2015.

EPS. 2015d. Status of Site Delineation, PPC/PMS, Savannah, Georgia. October 1, 2015.

EPS. 2016. Voluntary Investigation and Remediation Plan, PPC/PMS, Savannah, Georgia. April 25, 2016.

Gonthier, Gerald J. 2012. Hydrogeologic Characteristics and Water Quality of a Confined Sand Unit in the Surficial Aquifer System, Hunter Army Airfield, Chatham County, Georgia. USGS Scientific Investigations Report 2012-5082.

TABLES

Table 1. Well Completion and Groundwater Elevation

Well Completion Information						Groundwater Information		
Well ID	Date Completed	Current Total Depth	Top of Riser Elevation	Screen Top	Screen Bottom	Date Measured	Depth to Groundwater	Groundwater Elevation
MW-1	06/08/15	14.1	12.38	4.12	14.12	08/08/16	3.42	8.96
MW-2	06/08/15	13.9	13.87	3.86	13.86	08/08/16	4.80	9.07
MW-3	06/08/15	13.9	13.51	3.87	13.87	08/08/16	4.33	9.18
MW-4	06/08/15	14.8	13.41	4.80	14.80	08/08/16	4.13	9.28
MW-5	06/08/15	15.0	13.75	5.00	15.00	08/08/16	4.32	9.43
MW-6	06/08/15	15.0	14.71	4.99	14.99	08/08/16	4.58	10.13
MW-7	08/17/15	16.0	13.968	6.00	16.00	08/08/16	5.05	8.92
MW-8	08/17/15	16.0	13.044	6.00	16.00	08/08/16	4.15	8.89
MW-9	08/17/15	16.0	13.038	6.00	16.00	08/08/16	3.83	9.21
MW-10	08/17/15	16.0	13.93	6.00	16.00	08/08/16	4.75	9.18
MW-11	08/18/15	16.0	14.064	6.00	16.00	08/08/16	4.79	9.27
MW-12	08/17/15	16.0	15.96	6.00	16.00	08/08/16	5.65	10.31
MW-13	08/17/15	16.0	15.84	6.00	16.00	08/08/16	NM	-
MW-14	10/26/15	18.0	15.85	8.00	18.00	08/08/16	6.77	9.08
MW-15	10/26/15	18.0	16.84	8.00	18.00	08/08/16	8.11	8.73
MW-16	10/26/15	17.5	15.88	7.50	17.50	08/08/16	6.97	8.91

Units: feet

Table 2. Tidal Gauging Data

	Staff Gauge Rdg.	MW-7 Depth to Water	Time	Date	Tide EL (ft amsl)	Canal Water EL (ft amsl)	MW-7 Water EL (ft amsl)
datum EL	14.2	13.96					
	0.48	5.09	10:30	26-Oct	7.0	10.48	8.87
	0.48	5.09	11:30	26-Oct	4.8	10.48	8.87
	0.48	5.11	12:15	26-Oct	3.0	10.48	8.85
	0.48	5.06	14:19	26-Oct	0.0	10.48	8.90
	0.48	5.06	15:45	26-Oct	0.6	10.48	8.90

Notes: Anomalous reading

Staff gauge datum is at 4.2ft mark on staff

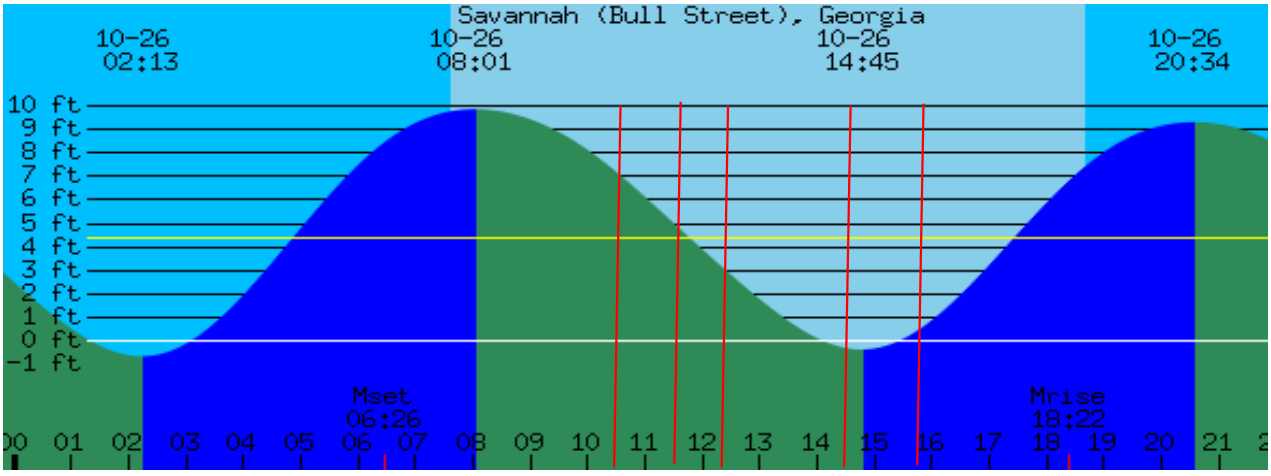

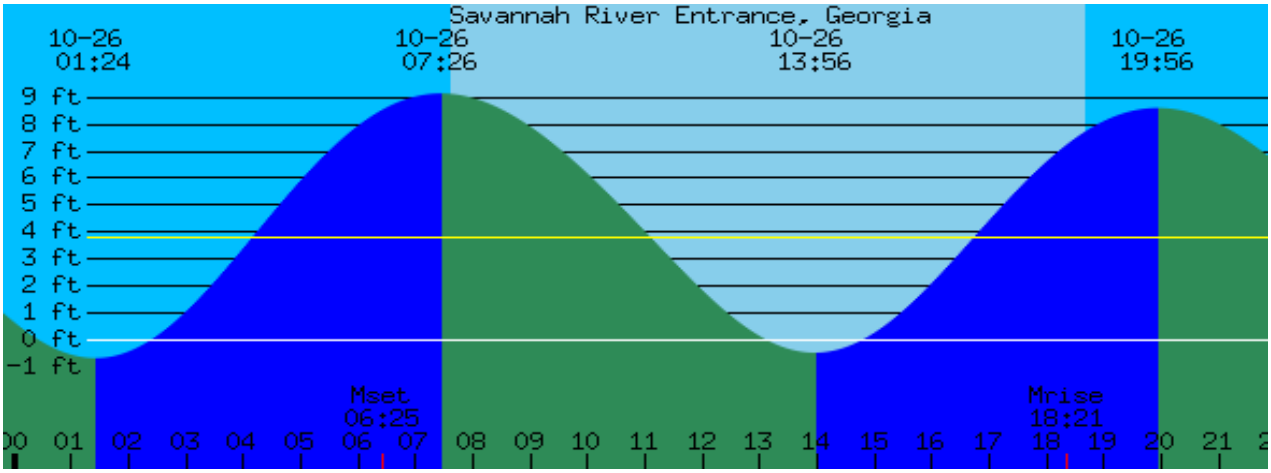

Table 3. Summary of Detected Constituents in Soil and Sediment

	Date Sampled	Sample Depth (ft)	Barium (mg/kg)	Chromium (mg/kg)	Chromium, hexavalent (mg/kg)	Lead (mg/kg)	Nickel (mg/kg)	Zinc (mg/kg)	2-Butanone (MEK) (mg/kg)	4-Methyl-2-pentanone (mg/kg)	4-Methylphenol (mg/kg)	Acetone (mg/kg)	Benzo(a) anthracene (mg/kg)	Benzo(a) pyrene (mg/kg)	Benzo(b) fluoranthene (mg/kg)	Benzo(g,h,i) perylene (mg/kg)	bis(2-Ethylhexyl) phthalate (mg/kg)	Chrysene (mg/kg)	Ethyl benzene (mg/kg)	Fluoranthene (mg/kg)	Pyrene (mg/kg)	Toluene (mg/kg)
Residential RRS (Delineation Std)			**2578**	**3600000**	**29**	**270**	**408**	**5838**	**200**	**200**	**25**	**400**	**5**	**1.64**	**12.5**	**500**	**291**	**825**	**70**	**2222**	**2178**	**100**
NonResidential SS RRS			**16807**	**3600000**	**109**	**400**	**2662**	**38088**	**200**	**200**	**164**	**400**	**5**	**7.84**	**78.4**	**500**	**979**	**2832**	**70**	**9084**	**6677**	**100**
Background Locations																						
SB-12	6/8/2015	2	22.2	4.86	<0.12	11.1	<5.89	17.2	<0.03	<0.0061	<0.4	0.086	<0.4	<0.4	<0.4	<0.4	<0.4	<0.4	<0.003	<0.4	<0.4	<0.003
SB-21	8/17/2015	2			0.2 J				<0.025	<0.005		<0.05							<0.0025			<0.0025
SB-22	8/17/2015	2			0.19 J				<0.028	<0.0055		0.065							<0.0028			<0.0028
SB-23	8/17/2015	2			0.24 J				<0.031	<0.0062		<0.062							<0.0031			<0.0031
SB-24	8/17/2015	2			0.41 J				<0.027	<0.0054		0.071							<0.0027			<0.0027
SB-25	8/17/2015	2			0.2 J				<0.027	<0.0055		<0.055							<0.0027			<0.0027
On-Site Soil Locations																						
SB-1	6/8/2015	2	67.6	8.65	0.91 B	10.4	<6.48	6.49	<0.029	<0.0058	<0.44	<0.058	<0.44	<0.44	<0.44	<0.44	<0.44	<0.44	<0.0029	<0.44	<0.44	<0.0029
SB-2	6/9/2015	2	80	6.57	0.91 B	8.97	<5.97	8.24	<0.026	<0.0052	<0.42	<0.052	<0.42	<0.42	<0.42	<0.42	<0.42	<0.42	<0.0026	<0.42	<0.42	<0.0026
SB-3	6/9/2015	2	47.3	8.66	0.5 BJ	10	<5.63	<5.63	<0.028	<0.0057	<0.4	<0.057	<0.4	<0.4	<0.4	<0.4	<0.4	<0.4	<0.0028	<0.4	<0.4	<0.0028
SB-4	6/9/2015	2	45.8	16.9	1.57	12	<6.33	<6.33	<0.028	<0.0055	<0.43	<0.055	<0.43	<0.43	<0.43	<0.43	<0.43	<0.43	<0.0028	<0.43	<0.43	<0.0028
SB-5	6/8/2015	2	53.9	10.8	0.67 B	12.9	<5.81	21.2	<0.024	<0.0049	<0.39	0.11	<0.39	<0.39	<0.39	<0.39	<0.39	<0.39	<0.0024	<0.39	<0.39	<0.0024
SB-6	6/8/2015	2	70.9	5.31	0.16 BJ	8.24	<5.98	<5.98	<0.026	<0.0052	<0.39	<0.052	<0.39	<0.39	<0.39	<0.39	<0.39	<0.39	<0.0026	<0.39	<0.39	<0.0026
SB-7	6/8/2015	2	69.2	11.6	0.77 B	6.85	<5.06	19.2	<0.022	<0.0045	<0.35	0.081	<0.35	<0.35	<0.35	<0.35	<0.35	<0.35	<0.0022	<0.35	<0.35	0.016
SB-8	6/8/2015	2	37.8	7.14	<0.12	12.5	<6.66	<6.66	<0.028	0.0067	<0.44	0.1	<0.44	<0.44	<0.44	<0.44	<0.44	<0.44	0.011	<0.44	<0.44	0.012
SB-9	6/9/2015	2	17.7	3.96	0.85 B	<6.64	<6.64	7.32	0.22	0.083	0.92	11	<0.44	<0.44	<0.44	<0.44	<0.44	<0.44	<0.0029	<0.44	<0.44	0.034
SB-10	6/9/2015	2	41.8	13.5	0.71 B	9.91	<5.45	<5.45	<0.026	<0.0052	<0.38	<0.052	<0.38	<0.38	<0.38	<0.38	<0.38	<0.38	<0.0026	<0.38	<0.38	<0.0026
SB-11	6/9/2015	2	18.9	2.79	0.13 BJ	8.87	<5.55	5.98	7.60E-02	0.023	<0.4	0.6	<0.4	<0.4	<0.4	<0.4	1.6	<0.4	<0.0026	<0.4	<0.4	0.14
SB-13	8/17/2015	2			0.91				<0.032	<0.0064		<0.064							<0.0032			<0.0032
SB-14	8/17/2015	2			0.47 J				<0.041	<0.0082		<0.082							<0.0041			<0.0041
SB-15	8/18/2015	2			0.63				<0.038	<0.0076		<0.0076							<0.0038			<0.0038
SB-16	8/18/2015	2			0.61				<0.021	<0.0042		<0.042							<0.0021			<0.0021
SB-17	8/18/2015	2			0.59				<0.03	<0.0061		<0.061							<0.003			<0.003
SB-18	8/17/2015	2			1.13				<0.026	<0.0053		0.11							<0.0026			<0.0026
SB-19	8/17/2015	2			1.25				<0.028	<0.0056		<0.056							<0.0028			<0.0028
SB-20	8/17/2015	2			0.7				0.080	0.02		0.35E							<0.0021			0.0038
SB-26	10/26/2015	2			2.16																	
SB-27	10/26/2015	2			2.65																	
SB-28	10/26/2015	2			0.29 J																	
SB-29	10/26/2015	2			0.37 J																	
SB-30	10/26/2015	2			3.04																	
SB-31	10/26/2015	2			2.4																	
SB-32	10/26/2015	2			4.61																	
SB-33	10/26/2015	2			3.52																	
SB-34	10/26/2015	2			3.1																	
SB-35	10/26/2015	2			3.57																	
Off-Site Sediment Locations																						
SD-1	6/10/2015	0.5	75.6	632	4.51	71	10.9	248	<0.05	<0.01	<0.71	0.29	<0.71	<0.71	<0.71	<0.71	<0.71	<0.71	<0.005	<0.71	<0.71	<0.005
SD-2	6/10/2015	0.5	52.7	459	2.62	45.3	<7.22	147	<0.047	<0.0093	<0.49	0.24	<0.49	<0.49	<0.49	<0.49	<0.49	<0.49	<0.0047	<0.49	<0.49	<0.0047
SD-3	6/10/2015	0.5	6.07	4.36	2.06	<6.02	<6.02	14.3	<0.019	<0.0039	<0.42	<0.039	0.72	0.6	0.87	0.46	<0.42	0.66	<0.0019	1.3	1	<0.0019
SD-4	6/10/2015	0.5	58.9	510	7.95	88.4	<7.76	214	<0.058	<0.012	<0.53	0.21	<0.53	<0.53	<0.53	<0.53	<0.53	<0.53	<0.0058	<0.53	<0.53	<0.0058
SD-5	8/19/2015	0.5			10.7				<0.07	<0.014		0.54							<0.007			<0.007
SD-6	8/19/2015	0.5			7.2				0.077	<0.011		0.56 E							<0.0053			0.034
SD-7	8/19/2015	0.5			<0.11				<0.049	<0.0099		0.22							<0.0049			<0.0049
SD-8	8/19/2015	0.5			<0.07				<0.04	<0.008		0.11							<0.004			<0.004
SD-9	8/19/2015	0.5			<0.11				<0.067	<0.013		0.36							<0.0067			<0.0067
SD-10	10/26/2015	0.5			5.27																	
SD-11	10/26/2015	0.5			6.32																	
SD-12	10/26/2015	0.5			1.37																	
SD-13	10/26/2015	0.5			0.25 J																	
SD-14	10/26/2015	0.5			0.83																	

B: Analyte was also detected in the associated method blank at a concentration that may have contributed to the sample result.

J: Estimated value due to the concentration being between the MRL and the MDL. Concentrations are not verified within the linear range of the calibration.

E: Estimated value (value above quantitation range)

Above Residential RRS

Table 4. Summary of Detected Constituents in Groundwater

Location	Date Sampled	Barium µg/L	Chromium µg/L	Lead µg/L	Nickel µg/L	Zinc µg/L	bis(2-Ethylhexyl) phthalate µg/L
Type 1 RRS		**2000**	**100**	**15**	**100**	**2000**	**6**
Residential RRS		**3100**	**100**	**15**	**310**	**4700**	**61**
NonResidential RRS		**20000**	**100**	**15**	**2000**	**31000**	**200**
Background Locations							
MW-6	6/9/2015	49	<10	<10	<20	<20	13
On-Site Locations							
MW-1	6/10/2015	91	<10	<10	<20	25	<10
MW-2	6/10/2015	282	49	10	<20	88	<10
MW-3	6/9/2015	338	49	<10	29	93	<10
MW-4	6/9/2015	99	<10	<10	<20	<20	<10
MW-5	6/9/2015	47	<10	<10	<20	<20	<10

Location	Date Sampled	Chromium, hexavalent µg/L
Type 1 RRS		**Bkg/DL**
Residential RRS		**1.7**
NonResidential RRS		**5.7**
Background Locations		
MW-6	8/17/2015	<0.01
MW-12	8/18/2015	0.049
MW-13	8/18/2015	0.043
On-Site Locations		
MW-1	8/17/2015	<0.01
MW-2	8/17/2015	<0.01
MW-3	8/17/2015	<0.01
MW-4	8/17/2015	<0.01
MW-5	8/18/2015	0.038
MW-7	8/19/2015	<0.01
MW-8	8/19/2015	<0.01
MW-9	8/19/2015	<0.01
MW-10	8/19/2015	0.068
MW-11	8/19/2015	0.058
MW-14	10/27/2015	<0.01
MW-15	10/27/2015	<0.01
MW-16	10/27/2015	<0.01

Above Residential RRS

Table 5. Summary of Detected Constituents in Surface Water

Location	Date Sampled	Barium µg/L	Chromium µg/L	Chromium, hexavalent µg/L	Zinc µg/L
Acute In-Stream WQS			**320**	**16**	**65**
Chronic In-Stream WQS			**42**	**11**	**65**
Up-Gradient of Outfall					
SW-4	6/10/2015	39	<10	0.46	22
Down-Gradient of Outfall					
SW-1	6/10/2015	46	17.8	0.45	37
SW-2	6/10/2015	38	<10	0.29	24
SW-3	6/10/2015	44	<10	0.42	23

WQS: Georgia Water Quality Standard

FIGURES



0 1,000 2,000

Feet

Legend

Property Boundary

Site Location

Precision Machine of Savannah, Inc
6 Telfair Place
Savannah, GA 31415

EPS

G:\PMS and PPC\GIS\CSR

Figure 1

DRAINAGE DITCH

N

002

001

003

0 60 120

Feet

Legend

001 Outfall

Buildings

PMS Parcel

PPC Parcel

Parking Lots

Driving Paths

Retention Pond

Overland Flow

Site Features

Precision Machine of Savannah, Inc.
6 Telfair Place
Savannah, GA 31415

EPS

G:\PMS and PPC\GIS\CSR

Figure 2



0 40 80

Feet

Legend

Overland Flow

Soil Excavation Area

Coolant Release Area

Coolant Release Area and Soil Excavation (2014)

Precision Machine of Savannah, Inc.
6 Telfair Place
Savannah, GA 31415

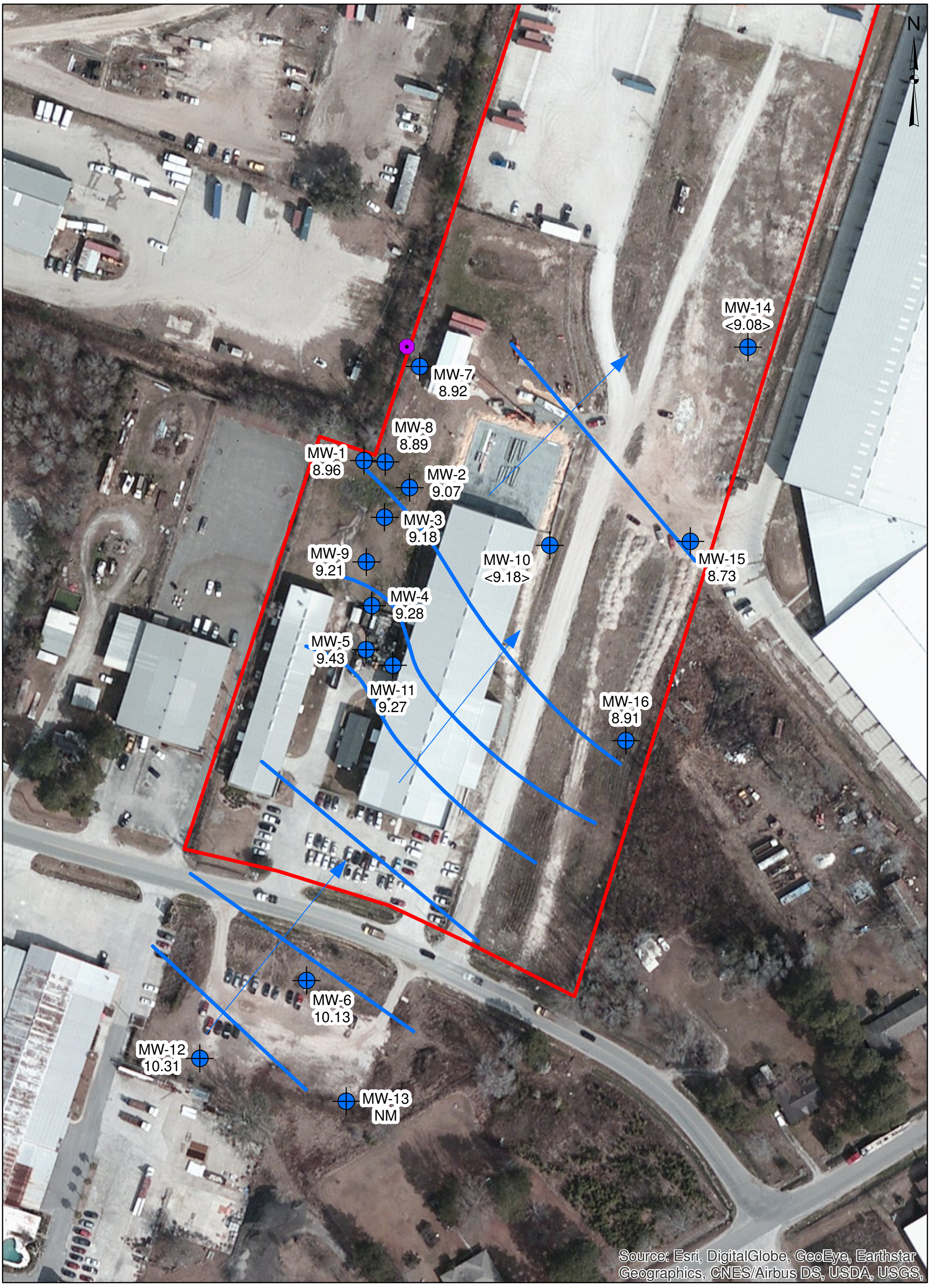

0 100 200

Feet

Legend

- Monitoring Well Location
- Property Boundary
- MW-12 / 10.31 — Monitoring Well ID / Groundwater Elevation (ft amsl)
- MW-10 <9.18> — Location Not Used in the Interpretation
- Stream Gauge

Potentiometric Surface Map
August 2016

Precision Machine of Savannah, Inc.
6 Telfair Place
Savannah, GA 31415

EPS
G:\PMS and PPC\GIS\CSR

Figure 4

N

SD-5
SD-6
0.077 mg/kg
SD-1
SD-9
SD-8
SD-7
SD-4
SD-2
SB-13
SB-14
SD-3
SB-15
SB-16
SB-4
SB-1
SB-17
SB-3
SB-5
SB-2
SB-6
SB-18
SB-19
SB-7
SB-10
SB-9
0.22 mg/kg
SB-8
SB-11
0.076 mg/kg
SB-20
0.08 mg/kg
SB-21
SB-12
SB-22
SB-23
SB-24
SB-25

Source: Esri, DigitalGlobe, GeoEye, Earthstar Geographics, CNES/Airbus DS, USDA, USGS, AEX, Getmapping, Aerogrid, IGN, IGP, swisstopo, and the GIS User Community

0 150 300
Feet

Legend

- Non-detect
- Result < Res RRS (200 mg/kg)
- Property Boundary
- Soil Sample Location
- Sediment Sample Location
- Background Area

2-Butanone Detections in Soil and Sediment

Precision Machine of Savannah, Inc.
6 Telfair Place
Savannah, GA 31415

EPS
G:\PMS and PPC\GIS\CSR

Figure 5A

N

SD-5
SD-6
SD-1
SD-9
SD-8
SD-7
SD-4
SD-2
SD-3
SB-13
SB-14
SB-15
SB-16
SB-1
SB-4
SB-17
SB-3
SB-5
SB-2
SB-6
SB-18
SB-19
SB-7
SB-10
SB-9
0.083 mg/kg
SB-8
0.0067 mg/kg
SB-11
0.023 mg/kg
SB-20
0.08 mg/kg
SB-21
SB-12
SB-22
SB-23
SB-24
SB-25

Source: Esri, DigitalGlobe, GeoEye, Earthstar Geographics, CNES/Airbus DS, USDA, USGS, AEX, Getmapping, Aerogrid, IGN, IGP, swisstopo, and the GIS User Community

0 150 300
Feet

Legend

- Non-detect
- Result < Res RRS (200 mg/kg)
- Property Boundary
- Soil Sample Location
- Sediment Sample Location
- Background Area

4-Methyl-2-Pentanone Detections in Soil and Sediment

Precision Machine of Savannah, Inc.
6 Telfair Place
Savannah, GA 31415

EPS
G:\PMS and PPC\GIS\CSR

Figure 5B

N

SD-5
0.54 mg/kg

SD-6
0.56 mg/kg

SD-1
0.29 mg/kg

SD-9
0.36 mg/kg

SD-8
0.11 mg/kg

SD-7
0.22 mg/kg

SD-4
0.21 mg/kg

SD-2
0.24 mg/kg

SB-13

SB-14

SD-3

SB-15

SB-16

SB-1

SB-4

SB-17

SB-3

SB-5
0.11 mg/kg

SB-2

SB-6

SB-18
0.11 mg/kg

SB-19

SB-7
0.081 mg/kg

SB-10

SB-9
11 mg/kg

SB-8
0.1 mg/kg

SB-11
0.6 mg/kg

SB-20
0.35 mg/kg

SB-12
0.086 mg/kg

SB-21

SB-22
0.065 mg/kg

SB-23

SB-24
0.071 mg/kg

SB-25

Source: Esri, DigitalGlobe, GeoEye, Earthstar Geographics, CNES/Airbus DS, USDA, USGS, AEX, Getmapping, Aerogrid, IGN, IGP, swisstopo, and the GIS User Community

0 150 300
Feet

Legend

- Non-detect
- Result < Res RRS (400 mg/kg)
- Property Boundary
- Soil Sample Location
- Sediment Sample Location
- Background Area

Acetone Detections in Soil and Sediment

Precision Machine of Savannah, Inc.
6 Telfair Place
Savannah, GA 31415

EPS
G:\PMS and PPC\GIS\CSR

Figure 5C

N

SD-5
SD-6
0.034 mg/kg
SD-1
SD-9
SD-8
SD-7
SD-4
SD-2
SB-13
SB-14
SD-3
SB-15
SB-16
SB-4
SB-1
SB-17
SB-3
SB-5
SB-2
SB-6
SB-18
SB-19
SB-7
0.016 mg/kg
SB-10
SB-9
0.034 mg/kg
SB-8
0.012 mg/kg
SB-11
0.14 mg/kg
SB-20
0.0038 mg/kg
SB-21
SB-12
SB-22
SB-23
SB-24
SB-25

Source: Esri, DigitalGlobe, GeoEye, Earthstar Geographics, CNES/Airbus DS, USDA, USGS, AEX, Getmapping, Aerogrid, IGN, IGP, swisstopo, and the GIS User Community

0 150 300
Feet

Legend

- Non-detect
- Result < Res RRS (100 mg/kg)
- Property Boundary
- Soil Sample Location
- Sediment Sample Location
- Background Area

Toluene Detections in Soil and Sediment

Precision Machine of Savannah, Inc.
6 Telfair Place
Savannah, GA 31415

EPS
G:\PMS and PPC\GIS\CSR

Figure 5D

N

SD-1
632 mg/kg

SD-4
510 mg/kg

SD-3
4.36 mg/kg

SD-2
459 mg/kg

SB-4
16.9 mg/kg

SB-1
8.65 mg/kg

SB-5
10.8 mg/kg

SB-2
6.57 mg/kg

SB-3
8.66 mg/kg

SB-6
5.31 mg/kg

SB-7
11.6 mg/kg

SB-10
13.5 mg/kg

SB-9
3.96 mg/kg

SB-8
7.14 mg/kg

SB-11
2.79 mg/kg

SB-12
4.86 mg/kg

Source: Esri, DigitalGlobe, GeoEye, Earthstar Geographics, CNES/Airbus DS, USDA, USGS, AEX, Getmapping, Aerogrid, IGN, IGP, swisstopo, and the GIS User Community

0 150 300
Feet

Legend

- Non-detect
- Result < Res RRS (3,600,000 mg/kg)
- Property Boundary
- Soil Sample Location
- Sediment Sample Location
- Background Area

Chromium (Total) Detections in Soil and Sediment

Precision Machine of Savannah, Inc.
6 Telfair Place
Savannah, GA 31415

EPS
G:\PMS and PPC\GIS\CSR

Figure 6A



0 150 300

Feet

Legend

- Non-detect
- Result < Res RRS (29 mg/kg)
- Property Boundary
- Background Area
- Soil Sample Location
- Sediment Sample Location

(Hexavalent Chromium Values in mg/kg)

Chromium (Hexavalent) Detections in Soil and Sediment

Precision Machine of Savannah, Inc.
6 Telfair Place
Savannah, GA 31415

EPS

G:\PMS and PPC\GIS\PPC VRP Application

Figure 6B

N

SD-1
75.6 mg/kg

SD-4
58.9 mg/kg

SD-2
52.7 mg/kg

SD-3
6.07 mg/kg

SB-4
45.8 mg/kg

SB-1
67.6 mg/kg

SB-3
47.3

SB-5
53.9 mg/kg

SB-2
80 mg/kg

SB-6
70.9 mg/kg

SB-7
69.2 mg/kg

SB-10
41.8 mg/kg

SB-9 -17.7 mg/kg

SB-8
37.8 mg/kg

SB-11
18.9 mg/kg

SB-12
22.2 mg/kg

Source: Esri, DigitalGlobe, GeoEye, Earthstar Geographics, CNES/Airbus DS, USDA, USGS, AEX, Getmapping, Aerogrid, IGN, IGP, swisstopo, and the GIS User Community

0 150 300
Feet

Legend

- Non-detect
- Result < Res RRS (2,578 mg/kg)
- Property Boundary
- Soil Sample Location
- Sediment Sample Location
- Background Area

Barium Detections in Soil and Sediment

Precision Machine of Savannah, Inc.
6 Telfair Place
Savannah, GA 31415

EPS
G:\PMS and PPC\GIS\CSR

Figure 6C



0 150 300

Feet

Legend

- Non-detect
- Result < Res RRS (270 mg/kg)
- Property Boundary
- Soil Sample Location
- Sediment Sample Location
- Background Area

Lead Detections in Soil and Sediment

Precision Machine of Savannah, Inc.
6 Telfair Place
Savannah, GA 31415

EPS
G:\PMS and PPC\GIS\CSR

Figure 6D

N

SD-1
10.9 mg/kg

SD-4
SD-2
SD-3
SB-1
SB-4
SB-3
SB-5
SB-2
SB-6
SB-7
SB-10
SB-9
SB-8
SB-11
SB-12

Source: Esri, DigitalGlobe, GeoEye, Earthstar Geographics, CNES/Airbus DS, USDA, USGS, AEX, Getmapping, Aerogrid, IGN, IGP, swisstopo, and the GIS User Community

0 150 300
Feet

Legend

- Non-detect
- Result < Res RRS (408 mg/kg)
- Property Boundary
- Soil Sample Location
- Sediment Sample Location
- Background Area

Nickel Detections in Soil and Sediment

Precision Machine of Savannah, Inc.
6 Telfair Place
Savannah, GA 31415

EPS
G:\PMS and PPC\GIS\CSR

Figure 6E

N

SD-1
248 mg/kg

SD-4
214 mg/kg

SD-2
147 mg/kg

SD-3
14.3 mg/kg

SB-1
6.49 mg/kg

SB-4

SB-3

SB-5
21.2 mg/kg

SB-2
8.24 mg/kg

SB-6

SB-7
19.2 mg/kg

SB-10

SB-9 - 7.32 mg/kg

SB-8

SB-11
5.98 mg/kg

SB-12
17.2 mg/kg

Source: Esri, DigitalGlobe, GeoEye, Earthstar Geographics, CNES/Airbus DS, USDA, USGS, AEX, Getmapping, Aerogrid, IGN, IGP, swisstopo, and the GIS User Community

0 150 300
Feet

Legend

- Non-detect
- Result < Res RRS (5,838 mg/kg)
- Property Boundary
- Soil Sample Location
- Sediment Sample Location
- Background Area

Zinc Detections in Soil and Sediment

Precision Machine of Savannah, Inc.
6 Telfair Place
Savannah, GA 31415

EPS
G:\PMS and PPC\GIS\CSR

Figure 6F



0 100 200

Feet

Legend

- Monitoring Well Location
- Surface Water Sampling Location
- Property Boundary
- Outfall 001
- Background Area

Groundwater Monitoring Well and Surface Water Locations

Precision Machine of Savannah, Inc.
6 Telfair Place
Savannah, GA 31415

EPS
G:\PMS and PPC\GIS\CSR

Figure 7



0 150 300

Feet

Legend

- Non-Detect (< Type I RRS)
- Result < Residential RRS (1.7 µg/L)
- Property Boundary
- Background Area

Chromium (Hexavalent) Detections in Groundwater

Precision Machine of Savannah, Inc.
6 Telfair Place
Savannah, GA 31415

EPS
G:\PMS and PPC\GIS\CSR

Figure 8

APPENDIX A
Property Information

N/F CSX TRANSPORTATION, INC.

N MAGNETIC

CMF

S 31°57'00" E 1292.42'

510.81'

781.61'

1144.94'

1491.19'

NORTHERN PORTION OF TRACT 5 N/F ALMA G. PORTER

PROPOSED LOT 10.24 ACRES

7.4 ACRES

996.78'

926.80'

APPROXIMATE LIMITS OF FLOOD ZONE SEE NOTE 3

ZONE AE BASE 12.0

ZONE X

NEW LOT LINE

LOT A-1 13.35 ACRES

BROKEN CMF

S 60°01'00" W

0.15'

CMF

N/F McKINNEY PORT TERMINAL TRUCKING COMPANY

250.20'

BROKEN CMF

S 31°57'00" E 522.94'

CMF

CMF

0.08'

0.04'

S 59°34'03" W

30' BUILDING SETBACK LINE

481.19'

D 60' R/W

BENCHMARK TOP OF CONC. MONUMENT ELEVATION 11.96

685.91'

490.90'

N 30°02'59" W 195.01'

CMF

CMF ON LINE

S 59°58'17" W 164.03'

N/F ERSKINE C. KESSLER

481.19'

CMF ON LINE

N30°01'48"W 195.01'

537.96'

342.95'

220.77'

ADDITIONAL ACREAGE 1.57 ACRES

TOTAL ACREAGE 2.31 ACRES

ADDITIONAL ACREAGE 1.24 ACRES

OLD LOT LINE

TOTAL ACREAGE 1.97 ACRES

150.00'

314.03'

N/F HUMPHRIES

481.19'

803.14'

343.62'

N 17°53'33" E

N43°40'22"W 124.83'

N30°08'00"W 79.91'

30' BUILDING SETBACK LINE

126.13'

N 62°26'42" W

60' R/W

WELL SITE N/F MOORE, HUMPHRIES, KESSLER

CMF

152.16'

CMF 69.87'

346.16'

50.13'

N 74°40'00" W

IRF

150.15'

N17°53'33"E

230.28'

IRF

BENCHMARK TOP OF IRON ROD FOUND ELEVATION 15.14

ALL C.M.'S BROKEN

CMF N30°08'57"W 13.02'

CMF

N 32°57'36" W 6.77'

S 59°05'32" E 27.10'

N41°54'00"E 31.82'

WELL SITE

29.95' N43°40'22"W

CMF

SOUTHERN PORTION OF TRACT 5 N/F WILLIAM T. PORTER

N 72°09'55" W 239.39'

N 17°50'05" E

148.16'

CMF

N 72°09'55" W

60.32'

CMF

162.75'

S70°44'48"E 59.87'

CMF

30' UNOPENED R/W

487.35'

842.07'

150'

LOT A-2 3.00 ACRES ALSO KNOWN AS: 6 TELFAIR PLACE

LOT B 2.00 ACRES

N 17°53'33" E

PLAZA INDUSTRIAL PARK PHASE I N/F BRUCE W. GREENE

LOT 26

TELFAIR PLACE

TELFAIR ROAD

DUNCAN CANAL

ROSS DR

TELFAIR PLACE

CHATHAM PARKWAY

TELFAIR ROAD

INTERSTATE 16

SITE

100 50 0 100

SCALE

GENERAL NOTES:

1) THIS SUBDIVISION CONTAINS 1,367,936.22 S.F. (31.41 ACRES) AND IS DIVIDED INTO 2 LOTS.

2) LOTS TO BE SERVED BY INDIVIDUAL WELL AND SEPTIC TANK SYSTEMS.

3) ACCORDING TO FLOOD INSURANCE MAPS DATED MAY 19, 1987, PORTIONS OF THIS PROPERTY ARE WITHIN FLOOD HAZARD ZONE AE, ELEV. 12.0, COMMUNITY AND PANEL NUMBER 130030-0080-C.

4) ALL SETBACK LINES ARE AS SHOWN.

5) PORTIONS OF THIS SUBDIVISION MAY BE WETLANDS AS DEFINED BY THE FEDERAL GOVERNMENT. ALL SUCH WETLANDS ARE UNDER THE JURISDICTION OF THE U.S. ARMY CORPS OF ENGINEERS. LOT OWNERS ARE SUBJECT TO PENALTY BY LAW FOR DISTURBANCE TO THESE PROTECTED AREAS WITHOUT PROPER PERMIT APPLICATION AND APPROVAL BEFORE ANY LAND DISTURBANCE MEASURES ARE TAKEN ON THIS PROPERTY. THE OWNER IS RESPONSIBLE FOR OBTAINING ANY REQUIRED PERMITS FROM THE SAVANNAH DISTRICT CORPS OF ENGINEERS, IF APPLICABLE.

6) [ ] DENOTES STREET ADDRESS.

7) ALL STREETS, RIGHTS-OF-WAY, EASEMENTS AND AREAS FOR PUBLIC USE ARE HEREBY DEDICATED FOR THE USE INTENDED.

OWNER (AGENT)

APPROVED BY THE ENGINEERING DIVISION

CHATHAM COUNTY ENGINEER DATE

APPROVED BY THE CHATHAM COUNTY DEPARTMENT OF PUBLIC HEALTH DIVISION OF ENGINEERING AND SANITATION

DIRECTOR DATE

APPROVED BY METROPOLITAN PLANNING COMMISSION

EXECUTIVE DIRECTOR DATE

S.M.B. PAGE

REFERENCES:

1) A COMBINED MAP OF 37.3 ACRES OF LANDS OF J. S. KESSLER AND HEIRS, BEING A PORTION OF SABINE FIELDS PLANTATION, PREPARED FOR: J. S. KESSLER AND HEIRS, PREPARED BY LEIGH GIGNILLIAT, DATED JANUARY 15, 1974.

2) PLAZA INDUSTRIAL PARK – PHASE I; S.M.B. 'E', PAGE 26.

3) S.M.B. 13'S', PAGE 42.

LOT A-1	AREA:	1,150,419 S.F. (26.41 ACRES)
LOT A-2	AREA:	130,680 S.F. (3.00ACRES)
LOT B	AREA:	87,120 S.F. (2.00 ACRES)
TOTAL AREA:		1,367,936.22 S.F. (31.41 ACRES)

E.O.C. PLAT: 1/718,571
EQUIPMENT USED: SOKKIA SET 4-A

REVISED 9/15/00

RECOMBINATION PLAT OF LOTS 'A' AND 'B', BEING A PORTION OF THE FORMER BLOCK 'H', SABINE FIELDS AND PARCEL 'C', J. H. ROBERTS ESTATE SUBDIVISION, 7TH. G. M. DISTRICT, CHATHAM COUNTY, GEORGIA
SURVEYED FOR: HUEY KESSLER

EMC ENGINEERING SERVICES, INC.

Post Office Box 8101
23 East Charlton Street
Savannah, Georgia 31412
Phone: (912) 232-6533

CIVIL MARINE ENVIRONMENTAL

REVISIONS:	
NO.	DATE

DESIGN:	RDG
GRAPHICS:	RDG
REVIEW:	TMC
DATE:	6/14/99
SCALE:	1"=100'
PROJECT:	99-283

SHEET: 1 OF 1

D:\99\P\99283\dwg\MINOR.dwg 09/15/00 10:18:20 AM EDT

6 Telfair Place



Parcels Outline

Buildings

0 0.075 0.15 0.3
miles

0 437.5 875 1,750
Feet

Savannah Area Geographic Information System (SAGIS)
www.SAGIS.org

Sources: Esri, HERE, DeLorme, USGS, Intermap, increment P Corp., NRCAN, Esri Japan, METI, Esri China (Hong Kong), Esri (Thailand), MapmyIndia, © OpenStreetMap contributors, and the GIS User Community

April 25, 2016

SAGIS MAKES NO WARRANTY, REPRESENTATION, OR GUARANTY AS TO THE CONTENT, SEQUENCE, ACCURACY, TIMELINESS, OR COMPLETENESS OF ANY OF THE DATABASE INFORMATION PROVIDED.
For technical assistance call (912) 651-1440 or email us at sagis@thempc.org

1:9,028

2015 Chatham County Board of Assessors

6-0737-01-009

Property Record Card

6 TELFAIR PL SAVANNAH

APPRAISER	swcorcor	LOT A-2 SUB OF LOTS A & B OF A PORTION OF BLOCK H SABINE FIELDS & PARCEL C ROBERTS ESTATE SUB SMB 19S 60 3 ac SMB 20S 62	KESLER HUGH W JR 8 TELFAIR PLACE SAVANNAH GA 31415	CAMA	ASMT		
LAST INSP	10/29/2013			289,800	289,800	LAND	1
APPR ZONE	000009			1,932,700	1,932,700	BLDG	2
				54,900	54,900	OBXF	6
				2,277,400	2,277,400	Cost - MS	

SALES	BOOK / PAGE	INS	VI	QU	RSN	PRICE
20 Nov 2006	317Y 7565	QC	V	U	UQ	
GRANTOR:KESLER HUGH W JR & PAMELA *GRANTEE:KESLER HUGH W JR*						
30 Jun 2000	210U 0425	WD	V	Q		114,000
GRANTOR:MOORE&KESSLER MARY ET AL *GRANTEE:HUGH & PAMELA KESLER*						

PERMITS	TYPE	DATE		AMOUNT
5217	AD	07 Dec 2006	Comp	125,230
Dummy	NO	01 Jan 2002	Comp	
4142	WL	01 Jan 2002	Comp	4,000

COMMENTS:	
31 Oct 2013	10/29/2013 REVIEWED BY STEVE CORCORAN FOR BUILDING ADDITION.
29 Jan 2013	01/28/2013 2012 BOE SHOW CHANGE $1,645,000.00. STEVE CORCORAN.
08 Feb 2006	ADD CNG PER ONR 2/8/06 APW
14 Feb 2002	02/13/2002 Inspected by SWC to measure new construction. SWC.
05 Jan 2001	2001 New PIN; split out of PIN 6-737-1-5 SMB 19S-60 10/18/00. 01/05/2001 Split processed by Steve Corcoran. SWC.



[Click for larger picture]

SAGIS Savannah Area Geographic Information System

Chatham County Tax Commissioner Property Tax Statement

CODES		
PROPERTY USE	0004	INDUSTRIAL
UTA	0006	Garden City
NBHD	020590.00	T590 TELFAIR PLACE
EXEMPTIONS		
COMMCATEG	494	Industrials, Light Mftg.

HISTORY	LAND	IMPR	TOTAL	
2014	289,800	1,355,200	1,645,000	Over
2013	289,800	1,355,200	1,645,000	Over
2012	289,800	1,764,500	2,054,300	Cama
2012	289,800	1,355,200	1,645,000	Over
2011	290,000	1,274,500	1,564,500	MAV
2010	290,000	1,274,500	1,564,500	MAV
2009	290,000	1,274,500	1,564,500	Over
2008	290,000	1,274,500	1,564,500	Cama
2007	555,000	875,000	1,430,000	Cama
2006	555,000	530,500	1,085,500	Cama
2005	210,000	530,500	740,500	Cama
2004	210,000	516,000	726,000	Cama
2003	90,000	516,000	606,000	Cama
2002	90,000	516,000	606,000	Cama
2001	90,000		90,000	Cama

EXTRA FEATURES

ID#	BLDG #	SYSTEM DESC	DIM 1	DIM 2	UNITS	QL	UNIT PRICE	RCN	AYB	EYB	DT	ECON	FUNC	SP	SP%	RCNLD	MKT VALUE
155509	95370	CONCRETE PAVE 500	0	0	6001.00	3	2.73	16,383	2001	2001	35					12,779	11,500
155510	95370	AWN STY 14 ST AVG *Front enterance canopy*	100	5	500.00	3	12.13	6,065	2001	2001	35					4,731	4,300
155511	95370	Uncoded Feature *Description=Loading Dock Section 14, Page 27*	95	22	2090.00	3	10.45	21,841	2001	2001	35					17,036	15,300
155512	95370	Uncoded Feature *Description=Loading Well Section 14, Page 27*	43	16	688.00	3	9.70	6,674	2001	2001	35					5,206	4,700
155513	95370	AWN STY 14 ST AVG	22	22	484.00	3	12.13	5,871	2001	2001	35					4,579	4,100
155514	95370	Uncoded Feature *Description=Modular Office Section 64, Page 8*	60	23	1380.00	3	17.30	23,874	2006	2006	20					16,712	15,000

LAND

ID#	USE DESC	FRONT	DEPTH	UNITS / TYPE	PRICE	ZONING	LCTN	TOPO	OTHER	ADJ1	ADJ2	ADJ3	ADJ4	MKT VALUE
124231	INDUSTRIAL	0	0	3.00-AC	96600.00	I2								289800

2015 Chatham County Board of Assessors

Property Record Card

6-0737-01-009

6 TELFAIR PL SAVANNAH

BUILDING SECTION 95370-1-2015	CONSTRUCTION TYPE	RCN	AYB	EYB	DEP TYPE	PHYS	ECON	FUNC	OBSV / %	TOTAL DEP %	RCNLD	U.FACTOR	MKT VAL
	Commercial	2,171,529	2001	2004	MS	11.00	0.00	0.00	0.00	11.00	1,932,661	1.00	1,932,661

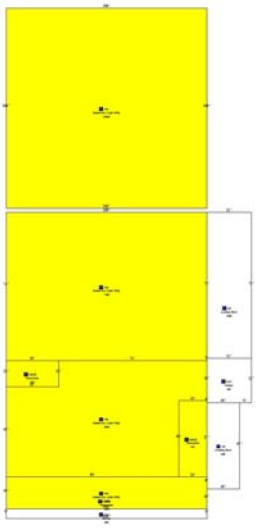

[Click for larger picture]

One story steel joist with corrugated metal siding; 22' tall; 1,600 square foot interior office; 5,800 square foot production area with halogen lighting; CHAC; insulated; painted concrete floor; 7,400 square feet of other area; 10,000 square feet add

AREA	32300
STORIES	1.0
PERIMETER / SHAPE	848

OCCUPANCIES		AREA	%	CLASS	HEIGHT	QUAL
494	Industrials, Light Mftg.	7500	23.22	S	22.00	3.00
494	Industrials, Light Mftg.	7400	22.91	S	22.00	3.00
494	Industrials, Light Mftg.	5800	17.96	S	22.00	3.00
494	Industrials, Light Mftg.	1600	4.95	S	22.00	3.00
494	Industrials, Light Mftg.	10000	30.96	S	22.00	3.00

COMPONENTS			Units	%	QUAL
C2	611	Package Unit		100.00	
C1	888	Stud -Metal Siding		100.00	

2015 Chatham County Board of Assessors

Property Record Card

6-0737-01-009

6 TELFAIR PL SAVANNAH

BUILDING SECTION 95371-1-2015	CONSTRUCTION TYPE	RCN	AYB	EYB	DEP TYPE	PHYS	ECON	FUNC	OBSV / %	TOTAL DEP %	RCNLD	U.FACTOR	MKT VAL
	Drawing Only	NaN			MS		0.00	0.00	0.00		NaN		NaN

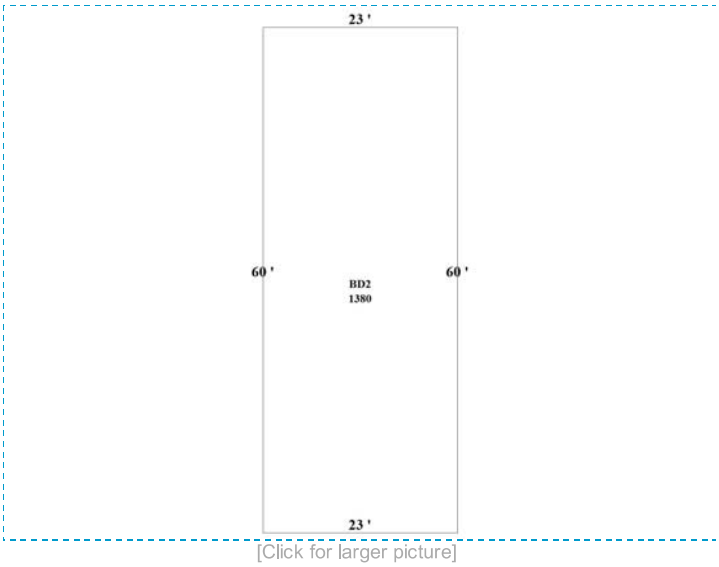

[Click for larger picture]

COMPONENTS	Units	%	QUAL

Modular office; one story; corrugated metal siding; CHAC; added in 2006; valued as "MISC" Item #6.

8 Telfair Pl



Parcels Outline

Buildings

0 0.075 0.15 0.3
miles

0 437.5 875 1,750
Feet

Savannah Area Geographic Information System (SAGIS)
www.SAGIS.org

Sources: Esri, HERE, DeLorme, USGS, Intermap, increment P Corp., NRCAN, Esri Japan, METI, Esri China (Hong Kong), Esri (Thailand), MapmyIndia, © OpenStreetMap contributors, and the GIS User Community

April 25, 2016

SAGIS MAKES NO WARRANTY, REPRESENTATION, OR GUARANTY AS TO THE CONTENT, SEQUENCE, ACCURACY, TIMELINESS, OR COMPLETENESS OF ANY OF THE DATABASE INFORMATION PROVIDED.
For technical assistance call (912) 651-1440 or email us at sagis@thempc.org

1:9,028

2015 Chatham County Board of Assessors

6-0737-01-010

Property Record Card

8 TELFAIR PL SAVANNAH

APPRAISER	swcorcor	LOT 3 (A/K/A LOT B) SUB OF LOTS A & B OF A PORTION OF BLOCK H SABINE FIELDS & PARCEL C ROBERTS ESTATE SUB SMB 13S 42 SMB 19S 60 2 ac	KESLER HUGH W JR 8 TELFAIR PL SAVANNAH GA 31415-9502	CAMA	ASMT		
LAST INSP	10/29/2013			192,200	192,200	LAND	1
APPR ZONE	000009			807,700	807,700	BLDG	7
				13,300	13,300	OBXF	13
				1,013,200	1,013,200	Cost - MS	

SALES	BOOK / PAGE	INS	VI	QU	RSN	PRICE
18 Aug 1993	162G 0424	WD	V	Q		60,000

GRANTOR:MARY MOORE,BETH HUMPHRIES
GRANTEE:HUGH W. KESLER, JR.

PERMITS	TYPE	DATE		AMOUNT
13-2589	CM	29 Oct 2013	Insp	125,000
95-00540	WL	24 Feb 2012	Comp	3,882
11-2096	CM	01 Jan 2012	Comp	45,000
00-5552	LD	11 Dec 2007	Comp	
01-4260	CM	01 Jan 2003	Comp	10,000
01-4301	DM	01 Jan 2003	Comp	1
97-02473	AD	01 Jan 1999	Comp	45,000
94-01147	CM	01 Jan 1996	Comp	138,000

COMMENTS:	
29 Jan 2013	01/28/2013 2012 BOE SHOW CHANGE $933,435.00. STEVE CORCORAN.
05 Jan 2001	2001 PIN Change from 6-737-1-7 to 6-737-1-10. SMB 19S-60. 01/05/2001 Split processed by Steve Corcoran. SWC. 01/17/1996 Inspected by SWC; new construction picked up. ADD CHG 09/2/97 DH PER TC OFF.



[Click for larger picture]

SAGIS Savannah Area Geographic Information System

Chatham County Tax Commissioner Property Tax Statement

CODES		
PROPERTY USE	0004	INDUSTRIAL
UTA	0006	Garden City
NBHD	020590.00	T590 TELFAIR PLACE
EXEMPTIONS		
COMMCATEG	494	Industrials, Light Mfg.

HISTORY	LAND	IMPR	TOTAL	
2014	192,200	741,235	933,435	Over
2013	192,200	741,235	933,435	Over
2012	192,200	885,200	1,077,400	Cama
2012	192,200	741,235	933,435	Over
2011	192,000	547,000	739,000	MAV
2010	192,000	547,000	739,000	MAV
2009	192,000	547,000	739,000	Over
2008	192,000	547,000	739,000	Cama
2007	368,000	378,000	746,000	Cama
2006	368,000	378,000	746,000	Cama
2005	139,500	378,000	517,500	Cama
2004	139,500	371,500	511,000	Cama
2003	84,500	371,500	456,000	Cama
2002	60,000	345,000	405,000	Cama
2001	60,000	350,500	410,500	Cama

EXTRA FEATURES

ID#	BLDG #	SYSTEM DESC	DIM 1	DIM 2	UNITS	QL	UNIT PRICE	RCN	AYB	EYB	DT	ECON	FUNC	SP	SP%	RCNLD	MKT VALUE
155515	95372	NO OFFICE SPACE AVG *1,150 SF vs 1,422 SF*	0	0	272.00	3	-35.26	-9,591	1995	1995	35					-6,138	-5,500
155516	95372	AWN STY 14 ST AVG *At front of Building #1.*	0	0	220.00	3	12.13	2,669	1995	1995	35					1,708	1,500
155517	95372	CONCRETE SLAB 6" *Concrete sidewalk*	0	0	400.00	3	2.96	1,184	1995	1995	35					758	700
155518	95372	CONCRETE PAVE 500 *Concrete pavement*	0	0	6261.00	3	2.73	17,093	1995	1995	35					10,940	9,800
155519	95372	AWN STY 14 ST AVG *On side of Building #1.*	7	8	56.00	3	12.13	679	1995	1995	35					435	400
155520	95372	CONCRETE PAVE 500 *On side of Building #1.*	5	8	40.00	3	3.63	145	1995	1995	35					93	100
155521	95373	Comm porch avg	20	8	160.00	3	11.68	1,869	2002	2002	35					1,514	1,400
155522	95374	AWN STY 14 ST LOW	15	10	150.00	3	9.50	1,425	2002	2002	35					1,154	1,000
155523	95375	AWN STY 14 ST LOW	52	4	208.00	3	9.50	1,976	2002	2002	35					1,601	1,400
155524		Storage/Utility avg	5	7	35.00	5	9.84	275	2002	2002	35					223	200
155525		Storage/Utility avg	10	15	150.00	3	9.84	1,476	2002	2002	35					1,196	1,100
155526		Storage/Utility avg	10	10	100.00	5	9.84	787	2002	2002	35					637	600
155527		Storage/Utility avg	10	10	100.00	5	9.84	787	2002	2002	35					637	600

LAND

ID#	USE DESC	FRONT	DEPTH	UNITS / TYPE	PRICE	ZONING	LCTN	TOPO	OTHER	ADJ1	ADJ2	ADJ3	ADJ4	MKT VALUE
124232	MANUFACTURING LIGHT	0	0	1.99-AC	96600.00	I2								192200

2015 Chatham County Board of Assessors

Property Record Card

6-0737-01-010

8 TELFAIR PL SAVANNAH

BUILDING SECTION 95372-1-2015	CONSTRUCTION TYPE	RCN	AYB	EYB	DEP TYPE	PHYS	ECON	FUNC	OBSV / %	TOTAL DEP %	RCNLD	U.FACTOR	MKT VAL
	Commercial	972,773	1995	2000	MS	19.00	0.00	0.00	0.00	19.00	785,878	1.00	785,878



[Click for larger picture]

MACHINE SHOP. ONE STORY METAL; 16' HEIGHT; BUILT IN 1995 WITH 7,400 SQUARE FOOT ADDITION IN 1998; BUILDING BRAND IS GULF STATES; FULLY INSULATED; CHAC THROUGHOUT; TWO OHDS 14' X 14'; 1,150 SQUARE FEET INTERIOR OFFICE SPACE; EIGHT PLUMBING FIXTURES; A

AREA	14850
STORIES	1.0
PERIMETER / SHAPE	894

OCCUPANCIES		AREA	%	CLASS	HEIGHT	QUAL
494	Industrials, Light Mftg.	3000	20.21	S	16.00	2.00
494	Industrials, Light Mftg.	1150	7.74	S	16.00	3.00
494	Industrials, Light Mftg.	10700	72.05	S	16.00	3.00

COMPONENTS			Units	%	QUAL
C2	611	Package Unit		100.00	
C1	888	Stud -Metal Siding		100.00	

2015 Chatham County Board of Assessors

Property Record Card

6-0737-01-010

8 TELFAIR PL SAVANNAH

BUILDING SECTION 95373-1-2015	CONSTRUCTION TYPE	RCN	AYB	EYB	DEP TYPE	PHYS	ECON	FUNC	OBSV / %	TOTAL DEP %	RCNLD	U.FACTOR	MKT VAL
	Commercial	13,479	2002		MS	36.00	0.00	0.00	0.00	36.00	8,627	1.00	8,627

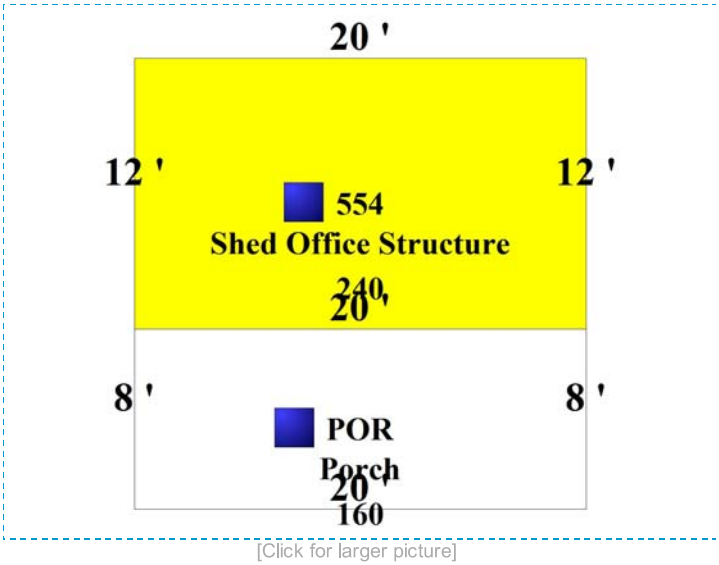

[Click for larger picture]

One story wood frame; 8' height; has one window air conditioning unit. Measured on 04/14/2003; unable to photograph ("memory card full").

AREA	240
STORIES	1.0
PERIMETER / SHAPE	64

OCCUPANCIES	AREA	%	CLASS	HEIGHT	QUAL
554 Shed Office Structure	240	100.00	D	8.00	1.00

COMPONENTS			Units	%	QUAL
C2	606	Space Heater		100.00	
C1	894	Stud -Textured Plywood		100.00	

2015 Chatham County Board of Assessors

Property Record Card

6-0737-01-010

8 TELFAIR PL SAVANNAH

BUILDING SECTION 95374-1-2015	CONSTRUCTION TYPE	RCN	AYB	EYB	DEP TYPE	PHYS	ECON	FUNC	OBSV / %	TOTAL DEP %	RCNLD	U.FACTOR	MKT VAL
	Commercial	18,773	2002		MS	69.00	0.00	0.00	0.00	69.00	5,820	1.00	5,820



[Click for larger picture]

AREA	750
STORIES	1.0
PERIMETER / SHAPE	130

OCCUPANCIES		AREA	%	CLASS	HEIGHT	QUAL
378	Stable	750	100.00	D	9.00	1.00

COMPONENTS			Units	%	QUAL
C1	894	Stud -Textured Plywood		100.00	

Horse Stable. One story wood frame; 9' height; has dirt floor; no heating or A/C. Measured on 04/14/2003; unable to photograph ("memory card full"). Two horses present on this day; one was being ridden by a young lady.

2015 Chatham County Board of Assessors

Property Record Card

6-0737-01-010

8 TELFAIR PL SAVANNAH

BUILDING SECTION 95375-1-2015	CONSTRUCTION TYPE	RCN	AYB	EYB	DEP TYPE	PHYS	ECON	FUNC	OBSV / %	TOTAL DEP %	RCNLD	U.FACTOR	MKT VAL
	Commercial	15,879	2002		MS	69.00	0.00	0.00	0.00	69.00	4,922	1.00	4,922



[Click for larger picture]

AREA	572
STORIES	1.0
PERIMETER / SHAPE	126

OCCUPANCIES		AREA	%	CLASS	HEIGHT	QUAL
378	Stable	572	100.00	D	9.00	1.00

COMPONENTS			Units	%	QUAL
C1	894	Stud -Textured Plywood		100.00	

Horse Stable. One story wood frame; 9' height; has dirt floor; no heating or A/C. Measured on 04/14/2003; unable to photograph ("memory card full").

2015 Chatham County Board of Assessors

Property Record Card

6-0737-01-010

8 TELFAIR PL SAVANNAH

BUILDING SECTION 95376-1-2015	CONSTRUCTION TYPE	RCN	AYB	EYB	DEP TYPE	PHYS	ECON	FUNC	OBSV / %	TOTAL DEP %	RCNLD	U.FACTOR	MKT VAL
	Commercial	1,040	2002		MS	69.00	0.00	0.00	0.00	69.00	322	1.00	322



[Click for larger picture]

AREA	288
STORIES	1.0
PERIMETER / SHAPE	72

OCCUPANCIES	AREA	%	CLASS	HEIGHT	QUAL
565 Farm Utility Shelter	288	100.00	D	9.00	2.00

COMPONENTS	Units	%	QUAL

Farm Shelter. Roof only supported by four posts; no walls; dirt floor; two overhead fans; two fluorescent lights. Measured on 04/14/2003; unable to photograph ("memory card full").

2015 Chatham County Board of Assessors

Property Record Card

6-0737-01-010

8 TELFAIR PL SAVANNAH

BUILDING SECTION 95377-1-2015	CONSTRUCTION TYPE	RCN	AYB	EYB	DEP TYPE	PHYS	ECON	FUNC	OBSV / %	TOTAL DEP %	RCNLD	U.FACTOR	MKT VAL
	Commercial	642	2002		MS	69.00	0.00	0.00	0.00	69.00	199	1.00	199



[Click for larger picture]

AREA	150
STORIES	1.0
PERIMETER / SHAPE	50

OCCUPANCIES	AREA	%	CLASS	HEIGHT	QUAL
565 Farm Utility Shelter	150	100.00	S	9.00	2.00

COMPONENTS	Units	%	QUAL

Farm Shelter. Roof only supported by four posts; no walls; dirt floor; metal roof only. Measured on 04/14/2003; unable to photograph ("memory card full").

2015 Chatham County Board of Assessors

Property Record Card

6-0737-01-010

8 TELFAIR PL SAVANNAH

BUILDING SECTION 95378-1-2015	CONSTRUCTION TYPE	RCN	AYB	EYB	DEP TYPE	PHYS	ECON	FUNC	OBSV / %	TOTAL DEP %	RCNLD	U.FACTOR	MKT VAL
	Drawing Only	NaN			MS		0.00	0.00	0.00		NaN		NaN

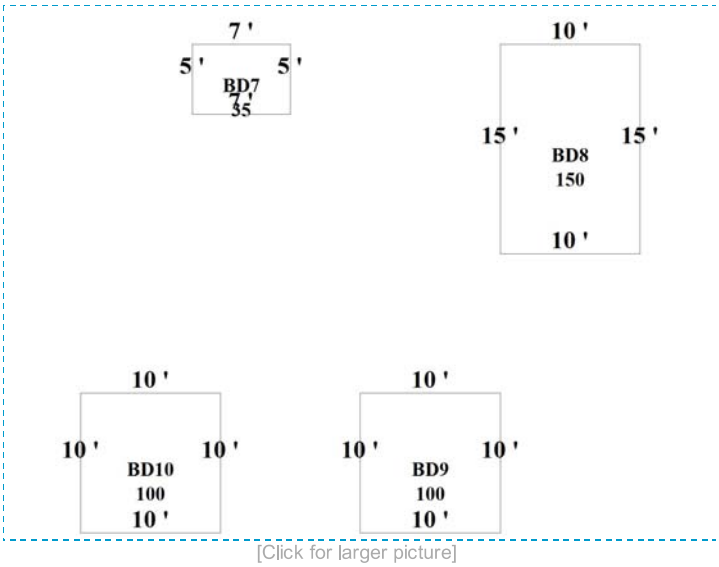

[Click for larger picture]

COMPONENTS	Units	%	QUAL

BD7 is valued as "MISC" Item #10. BD8 is valued as "MISC" Item #11. BD9 is valued as "MISC" Item #12. BD10)s valued as "MISC" Item #13. Measured on 04/14/2003; unable to photograph ("memory card full").

APPENDIX B
Boring Logs

PROJECT: **Precision Protective Coatings**		Log of Boring No. **MW-1**	
SITE LOCATION:	Savannah, GA	TOP OF CASING ELEVATION (ft):	12.38
DRILLING CONTRACTOR:	Atlas-Geo Sampling	DATE STARTED: 6/8/2015	DATE FINISHED: 6/8/2015
DRILLING METHOD:	Direct Push	TOTAL DEPTH (ft.): 14.12	SCREEN INTERVAL (ft.): 4.12-14.12
DRILLING EQUIPMENT:	AMS Powerprobe	DEPTH TO WATER AT TIME OF BORING (ft.): 1.98	CASING (ft.): 0-4.12
SAMPLING METHOD:	Macrocore w/ Acetate Liner	BOREHOLE DIAMETER (In.): 3	WELL DIAMETER (In.): 0.75
LOGGED BY:	William Crowe		

DEPTH (feet)	SAMPLES: Sample No. Location	SAMPLES: Blows/ Foot	PID Reading	DESCRIPTION	WELL CONSTRUCTION DETAILS AND/OR DRILLING REMARKS
				Ground Surface Elevation (ft): 12.38	
0	15159-SB-1-2			Dark brown sand (backfill)	4-inch diameter flush-mounted well vault Grout Bentonite
			0.4		
5			1.5	Dark brown, gray clay sand	
			0.8		
			0.3		Filter Sand
10				Saturated loamy sand	
			0.3		
			1.5		
			0.8	Dark gray sand	
15					
20					

EPS

PROJECT: **Precision Protective Coatings**		Log of Boring No. **MW-2**	
SITE LOCATION:	Savannah, GA	TOP OF CASING ELEVATION (ft):	13.87
DRILLING CONTRACTOR:	Atlas-Geo Sampling	DATE STARTED: 6/8/2015	DATE FINISHED: 6/8/2015
DRILLING METHOD:	Direct Push	TOTAL DEPTH (ft.): 13.86	SCREEN INTERVAL (ft.): 3.86-13.86
DRILLING EQUIPMENT:	AMS Powerprobe	DEPTH TO WATER AT TIME OF BORING (ft.): 4.44	CASING (ft.): 0-3.86
SAMPLING METHOD:	Macrocore w/ Acetate Liner	BOREHOLE DIAMETER (In.): 3	WELL DIAMETER (In.): 0.75
LOGGED BY:	William Crowe		

DEPTH (feet)	SAMPLES: Sample No. Location	SAMPLES: Blows/ Foot	PID Reading	DESCRIPTION	WELL CONSTRUCTION DETAILS AND/OR DRILLING REMARKS
				Ground Surface Elevation (ft): 13.87	
0	15159-SB-5-2		1.1	Dark brown sand (backfill)	4-inch diameter flush-mounted well vault Grout Bentonite
5			0.6	Dark gray clay	
			1.4		
			0.3		Filter Sand
10			1.3	Saturated loamy sand	
			0.4		
			0.8		
15					
20					

EPS

PROJECT: **Precision Protective Coatings**		Log of Boring No. **MW-3**	
SITE LOCATION:	Savannah, GA	TOP OF CASING ELEVATION (ft):	13.51
DRILLING CONTRACTOR:	Atlas-Geo Sampling	DATE STARTED: 6/8/2015	DATE FINISHED: 6/8/2015
DRILLING METHOD:	Direct Push	TOTAL DEPTH (ft.): 13.87	SCREEN INTERVAL (ft.): 3.87-13.87
DRILLING EQUIPMENT:	AMS Powerprobe	DEPTH TO WATER AT TIME OF BORING (ft.): 3.95	CASING (ft.): 0-3.87
SAMPLING METHOD:	Macrocore w/ Acetate Liner	BOREHOLE DIAMETER (In.): 3	WELL DIAMETER (In.): 0.75
LOGGED BY:	William Crowe		

DEPTH (feet)	SAMPLES: Sample No. Location	SAMPLES: Blows/ Foot	PID Reading	DESCRIPTION (Ground Surface Elevation (ft): 13.51)	WELL CONSTRUCTION DETAILS AND/OR DRILLING REMARKS
0	15159-SB-6-2		1.6	Dark brown sand (backfill)	4-inch diameter flush-mounted well vault
			0.2	Brown clayey sand	Grout Bentonite
5			0.2	Light gray clay	
			1.2		
			0.4		Filter Sand
10			0.7	Wet loamy sand	
			0.8		
			0.7		
15					
20					

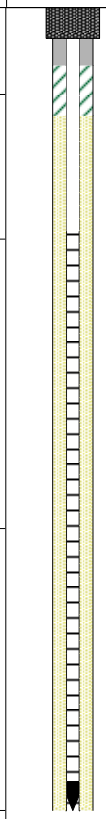

EPS

PROJECT: **Precision Protective Coatings**		Log of Boring No. **MW-4**	
SITE LOCATION:	Savannah, GA	TOP OF CASING ELEVATION (ft):	13.41
DRILLING CONTRACTOR:	Atlas-Geo Sampling	DATE STARTED: 6/8/2015	DATE FINISHED: 6/8/2015
DRILLING METHOD:	Direct Push	TOTAL DEPTH (ft.): 14.8	SCREEN INTERVAL (ft.): 4.8-14.8
DRILLING EQUIPMENT:	AMS Powerprobe	DEPTH TO WATER AT TIME OF BORING (ft.): 3.8	CASING (ft.): 0-4.8
SAMPLING METHOD:	Macrocore w/ Acetate Liner	BOREHOLE DIAMETER (In.): 3	WELL DIAMETER (In.): 0.75
LOGGED BY:	William Crowe		

DEPTH (feet)	SAMPLES: Sample No. Location	SAMPLES: Blows/ Foot	PID Reading	DESCRIPTION (Ground Surface Elevation (ft): 13.41)	WELL CONSTRUCTION DETAILS AND/OR DRILLING REMARKS
0	15159-SB-7-2			Gravel	4-inch diameter flush-mounted well vault
			0.6	Gray sandy clay	Grout
					Bentonite
5			0.6	Gray, red sandy clay	
			1.4		
			0.4		Filter Sand
10			0.9	Saturated, gray loamy sand	
			1.4		
			0.7		
15					
20					

EPS

PROJECT: **Precision Protective Coatings**		Log of Boring No. **MW-5**	
SITE LOCATION:	Savannah, GA	TOP OF CASING ELEVATION (ft):	13.75
DRILLING CONTRACTOR:	Atlas-Geo Sampling	DATE STARTED: 6/8/2015	DATE FINISHED: 6/8/2015
DRILLING METHOD:	Direct Push	TOTAL DEPTH (ft.): 15	SCREEN INTERVAL (ft.): 5-15
DRILLING EQUIPMENT:	AMS Powerprobe	DEPTH TO WATER AT TIME OF BORING (ft.): 4.27	CASING (ft.): 0-5
SAMPLING METHOD:	Macrocore w/ Acetate Liner	BOREHOLE DIAMETER (In.): 3	WELL DIAMETER (In.): 0.75
LOGGED BY:	William Crowe		

Ground Surface Elevation (ft): 13.75

DEPTH (feet)	SAMPLES: Sample No. Location	SAMPLES: Blows/ Foot	PID Reading	DESCRIPTION	WELL CONSTRUCTION DETAILS AND/OR DRILLING REMARKS
0	15159-SB-8-2		3.7	Concrete	4-inch diameter flush-mounted well vault
					Grout
					Bentonite
5			2.3	Dark gray clay	
			3.1	Wet sandy clay	Filter Sand
10			6.2	Saturated clayey sand	
			0.6	Saturated, gray loamy sand	
15			1.4		
20					

EPS

PROJECT: **Precision Protective Coatings**		Log of Boring No. **MW-6**	
SITE LOCATION:	Savannah, GA	TOP OF CASING ELEVATION (ft):	14.71
DRILLING CONTRACTOR:	Atlas-Geo Sampling	DATE STARTED: 6/8/2015	DATE FINISHED: 6/8/2015
DRILLING METHOD:	Direct Push	TOTAL DEPTH (ft.): 14.99	SCREEN INTERVAL (ft.): 4.99-14.99
DRILLING EQUIPMENT:	AMS Powerprobe	DEPTH TO WATER AT TIME OF BORING (ft.): 3.42	CASING (ft.): 0-4.99
SAMPLING METHOD:	Macrocore w/ Acetate Liner	BOREHOLE DIAMETER (In.): 3	WELL DIAMETER (In.): 0.75
LOGGED BY:	William Crowe		

Ground Surface Elevation (ft): 14.71

DEPTH (feet)	SAMPLES: Sample No. Location	SAMPLES: Blows/ Foot	PID Reading	DESCRIPTION	WELL CONSTRUCTION DETAILS AND/OR DRILLING REMARKS
0	15159-SB-12-2		1.9	Dark grey, brown sand with organic material	4-inch diameter flush-mounted well vault; Grout; Bentonite
			1.1		
5			1.2	Iron-stained, reddish gray clay	
			1.7	Saturated loamy sand	Filter Sand
10			2.2	Saturated gray sand	
			1.1	Saturated loamy sand w/ clay	
15			1.3		
20					

EPS

PROJECT: **Precision Protective Coating**	Log of Boring No. **MW-7/SB-13**
SITE LOCATION: Savannah, GA	TOP OF CASING ELEVATION (ft): N/A
DRILLING CONTRACTOR: Atlas-Geo	DATE STARTED: 8/17/2015 / DATE FINISHED: 8/17/2015
DRILLING METHOD: Direct Push	TOTAL DEPTH (ft.): 16 / SCREEN INTERVAL (ft.): 6-16
DRILLING EQUIPMENT: Geo-Probe	DEPTH TO WATER AT TIME OF BORING (ft.): ~12 / CASING (ft.): 0-6
SAMPLING METHOD: Macrocore Liner	BOREHOLE DIAMETER (In.): 3 / WELL DIAMETER (In.): 1
LOGGED BY: William Crowe	

DEPTH (feet)	SAMPLES: Sample No. Location	SAMPLES: Blows/ Foot	PID Reading	DESCRIPTION (Ground Surface Elevation (ft): N/A)	WELL CONSTRUCTION DETAILS AND/OR DRILLING REMARKS
0	15229-SB-13-2			Reddish brown, gray clay with sand	
5				Gray clay with red mottling	
				Gray, light tan clay with sand	
10				Light tan clayey sand	
				Light to dark gray clayey sand (saturated @ 12')	
15					Boring terminated at 16 ft bgs. 1-inch PVC well installed.
20					



EPS

PROJECT: **Precision Protective Coating**		Log of Boring No. **MW-8/SB-14**	
SITE LOCATION:	Savannah, GA	TOP OF CASING ELEVATION (ft):	N/A
DRILLING CONTRACTOR:	Atlas-Geo	DATE STARTED: 8/17/2015	DATE FINISHED: 8/17/2015
DRILLING METHOD:	Direct Push	TOTAL DEPTH (ft.): 16	SCREEN INTERVAL (ft.): 6-16
DRILLING EQUIPMENT:	Geo-Probe	DEPTH TO WATER AT TIME OF BORING (ft.): ~12	CASING (ft.): 0-6
SAMPLING METHOD:	Macrocore Liner	BOREHOLE DIAMETER (In.): 3	WELL DIAMETER (In.): 1
LOGGED BY:	William Crowe		

DEPTH (feet)	SAMPLES: Sample No. Location	SAMPLES: Blows/ Foot	PID Reading	DESCRIPTION (Ground Surface Elevation (ft): N/A)	WELL CONSTRUCTION DETAILS AND/OR DRILLING REMARKS
0	15229-SB-14-2			Dark brown clayey sand	
5				Brownish red clay	
10				Brown sandy clay	
				Fine gray sand (saturated at 12')	
15				Gray clayey sand (saturated)	Boring terminated at 16 ft bgs. 1-inch PVC well installed.
20					

EPS

PROJECT: **Precision Protective Coating**	Log of Boring No. **MW-9/SB-18**
SITE LOCATION: Savannah, GA	TOP OF CASING ELEVATION (ft): N/A
DRILLING CONTRACTOR: Atlas-Geo	DATE STARTED: 8/17/2015 / DATE FINISHED: 8/17/2015
DRILLING METHOD: Direct Push	TOTAL DEPTH (ft.): 16 / SCREEN INTERVAL (ft.): 6-16
DRILLING EQUIPMENT: Geo-Probe	DEPTH TO WATER AT TIME OF BORING (ft.): ~12 / CASING (ft.): 0-6
SAMPLING METHOD: Macrocore Liner	BOREHOLE DIAMETER (In.): 3 / WELL DIAMETER (In.): 1
LOGGED BY: William Crowe	

DEPTH (feet)	SAMPLES: Sample No. Location	SAMPLES: Blows/ Foot	PID Reading	DESCRIPTION (Ground Surface Elevation (ft): N/A)	WELL CONSTRUCTION DETAILS AND/OR DRILLING REMARKS
0	15229-SB-18-2			Dark brown sandy clay	
5				Dark brown, red clay	
				Light brown, gray clay	
10				Light gray, tan sandy clay	
				Tan sand with clay (saturated @ 12')	
15				Dark gray sand (saturated)	Boring terminated at 16 ft bgs. 1-inch PVC well installed.
20					

EPS

PROJECT: **Precision Protective Coating**	Log of Boring No. **MW-10/SB-19**
SITE LOCATION: Savannah, GA	TOP OF CASING ELEVATION (ft): N/A
DRILLING CONTRACTOR: Atlas-Geo	DATE STARTED: 8/17/2015 / DATE FINISHED: 8/17/2015
DRILLING METHOD: Direct Push	TOTAL DEPTH (ft.): 16 / SCREEN INTERVAL (ft.): 6-16
DRILLING EQUIPMENT: Geo-Probe	DEPTH TO WATER AT TIME OF BORING (ft.): ~12 / CASING (ft.): 0-6
SAMPLING METHOD: Macrocore Liner	BOREHOLE DIAMETER (In.): 3 / WELL DIAMETER (In.): 1
LOGGED BY: William Crowe	

DEPTH (feet)	SAMPLES: Sample No. Location	SAMPLES: Blows/ Foot	PID Reading	DESCRIPTION (Ground Surface Elevation (ft): N/A)	WELL CONSTRUCTION DETAILS AND/OR DRILLING REMARKS
0	15229-SB-19-2			Dark brown sand with clay	
5				Gray clay with red mottling	
10				Gray clayey sand	
15				Brown sand (saturated @ 12')	Boring terminated at 16 ft bgs. 1-inch PVC well installed.
20					

EPS

PROJECT: **Precision Protective Coating**	Log of Boring No. **MW-11/SB-20**
SITE LOCATION: Savannah, GA	TOP OF CASING ELEVATION (ft): N/A
DRILLING CONTRACTOR: Atlas-Geo	DATE STARTED: 8/17/2015 / DATE FINISHED: 8/18/2015
DRILLING METHOD: Direct Push	TOTAL DEPTH (ft.): 16 / SCREEN INTERVAL (ft.): 6-16
DRILLING EQUIPMENT: Geo-Probe	DEPTH TO WATER AT TIME OF BORING (ft.): ~12 / CASING (ft.): 0-6
SAMPLING METHOD: Macrocore Liner	BOREHOLE DIAMETER (In.): 3 / WELL DIAMETER (In.): 1
LOGGED BY: William Crowe	

Ground Surface Elevation (ft): N/A

DEPTH (feet)	SAMPLES: Sample No. Location	SAMPLES: Blows/ Foot	PID Reading	DESCRIPTION	WELL CONSTRUCTION DETAILS AND/OR DRILLING REMARKS
0				Gravel	
	15229-SB-20-2		2.4	Gray clay with red mottling	
			1.8	Dark brown sandy clay	
5			5.5	Bluish gray clay	
			1.4		
			4.6	Reddish gray sand with clay (saturated @ 12')	
			1.7		
10			3.2	Grayish tan clayey sand (saturated)	
			1.5		Boring terminated at 16 ft bgs. 1-inch PVC well installed.
15					
20					

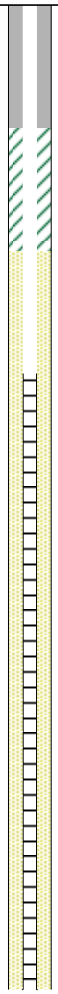

EPS

PROJECT: **Precision Protective Coating**	Log of Boring No. **MW-12/SB-23**
SITE LOCATION: Savannah, GA	TOP OF CASING ELEVATION (ft): N/A
DRILLING CONTRACTOR: Atlas-Geo	DATE STARTED: 8/17/2015 / DATE FINISHED: 8/17/2015
DRILLING METHOD: Direct Push	TOTAL DEPTH (ft.): 16 / SCREEN INTERVAL (ft.): 6-16
DRILLING EQUIPMENT: Geo-Probe	DEPTH TO WATER AT TIME OF BORING (ft.): ~12 / CASING (ft.): 0-6
SAMPLING METHOD: Macrocore Liner	BOREHOLE DIAMETER (In.): 3 / WELL DIAMETER (In.): 1
LOGGED BY: William Crowe	

DEPTH (feet)	SAMPLES: Sample No. Location	SAMPLES: Blows/ Foot	PID Reading	DESCRIPTION	WELL CONSTRUCTION DETAILS AND/OR DRILLING REMARKS
				Ground Surface Elevation (ft): N/A	
0	15229-SB-23-2			Dark brown, black sand	
5				Reddish brown sandy clay	
10				Reddish gray clayey sand (saturated @ 12')	
15					Boring terminated at 16 ft bgs. 1-inch PVC well installed.
20					

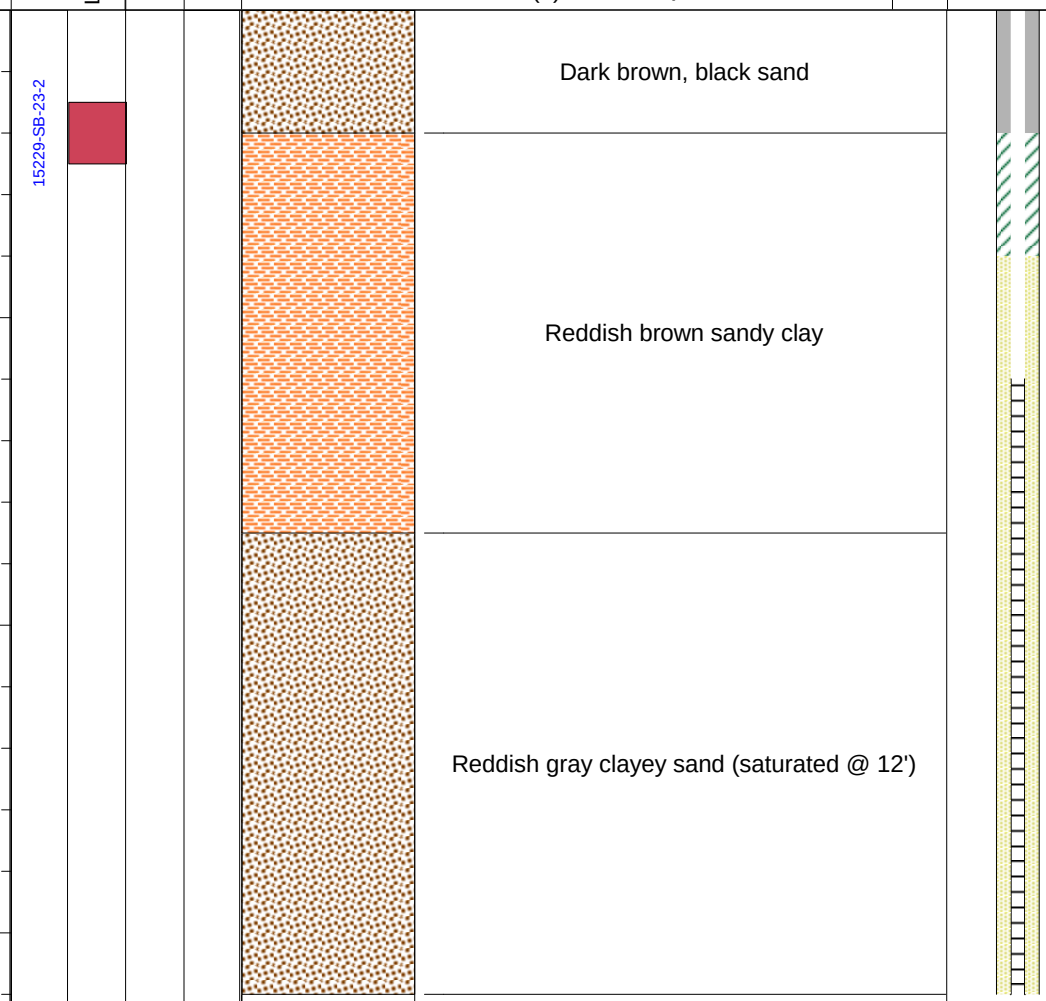

EPS

PROJECT: **Precision Protective Coating**	Log of Boring No. **MW-13/SB-25**
SITE LOCATION: Savannah, GA	TOP OF CASING ELEVATION (ft): N/A
DRILLING CONTRACTOR: Atlas-Geo	DATE STARTED: 8/17/2015 / DATE FINISHED: 8/17/2015
DRILLING METHOD: Direct Push	TOTAL DEPTH (ft.): 16 / SCREEN INTERVAL (ft.): 6-16
DRILLING EQUIPMENT: Geo-Probe	DEPTH TO WATER AT TIME OF BORING (ft.): ~12 / CASING (ft.): 0-6
SAMPLING METHOD: Macrocore Liner	BOREHOLE DIAMETER (In.): 3 / WELL DIAMETER (In.): 1
LOGGED BY: William Crowe	

DEPTH (feet)	SAMPLES: Sample No. Location	SAMPLES: Blows/ Foot	PID Reading	DESCRIPTION	WELL CONSTRUCTION DETAILS AND/OR DRILLING REMARKS
				Ground Surface Elevation (ft): N/A	
0	15229-SB-25-2			Reddish brown clayey sand with small gravel	
5				Dark brown clayey sand	
10				Reddish gray sandy clay	
15				Reddish gray clayey sand (saturated @ 12')	Boring terminated at 16 ft bgs. 1-inch PVC well installed.
20					



EPS

PROJECT: **Precision Protective Coatings**		Log of Boring No. **MW-14**	
SITE LOCATION:	Savannah, GA	TOP OF CASING ELEVATION (ft):	N/A
DRILLING CONTRACTOR:	Atlas Geo	DATE STARTED: 10/26/2015	DATE FINISHED: 10/26/2015
DRILLING METHOD:	Direct Push	TOTAL DEPTH (ft.): 18	SCREEN INTERVAL (ft.): 8-18
DRILLING EQUIPMENT:	Power Probe 9635	DEPTH TO WATER AT TIME OF BORING (ft.): NM	CASING (ft.): 0-8
SAMPLING METHOD:	Macrocore w/ Acetate Liner	BOREHOLE DIAMETER (In.): 2	WELL DIAMETER (In.): 0.75
LOGGED BY:	Marie Weber-Goeke & Brian Goldman		

DEPTH (feet)	SAMPLES: Sample No.	SAMPLES: Location	PID Reading	DESCRIPTION (Ground Surface Elevation (ft): N/A)	WELL CONSTRUCTION DETAILS AND/OR DRILLING REMARKS
0	15299-SB-27			Red-orange clay	
				Wood	
5				Gray, orange clay	
10				Gray clay	10' pre-packed screen
15				No recovery	
20					Boring terminated at ~ 20 ft. bgs. Well set at ~18 ft. bgs after borehole collapsed.
25					

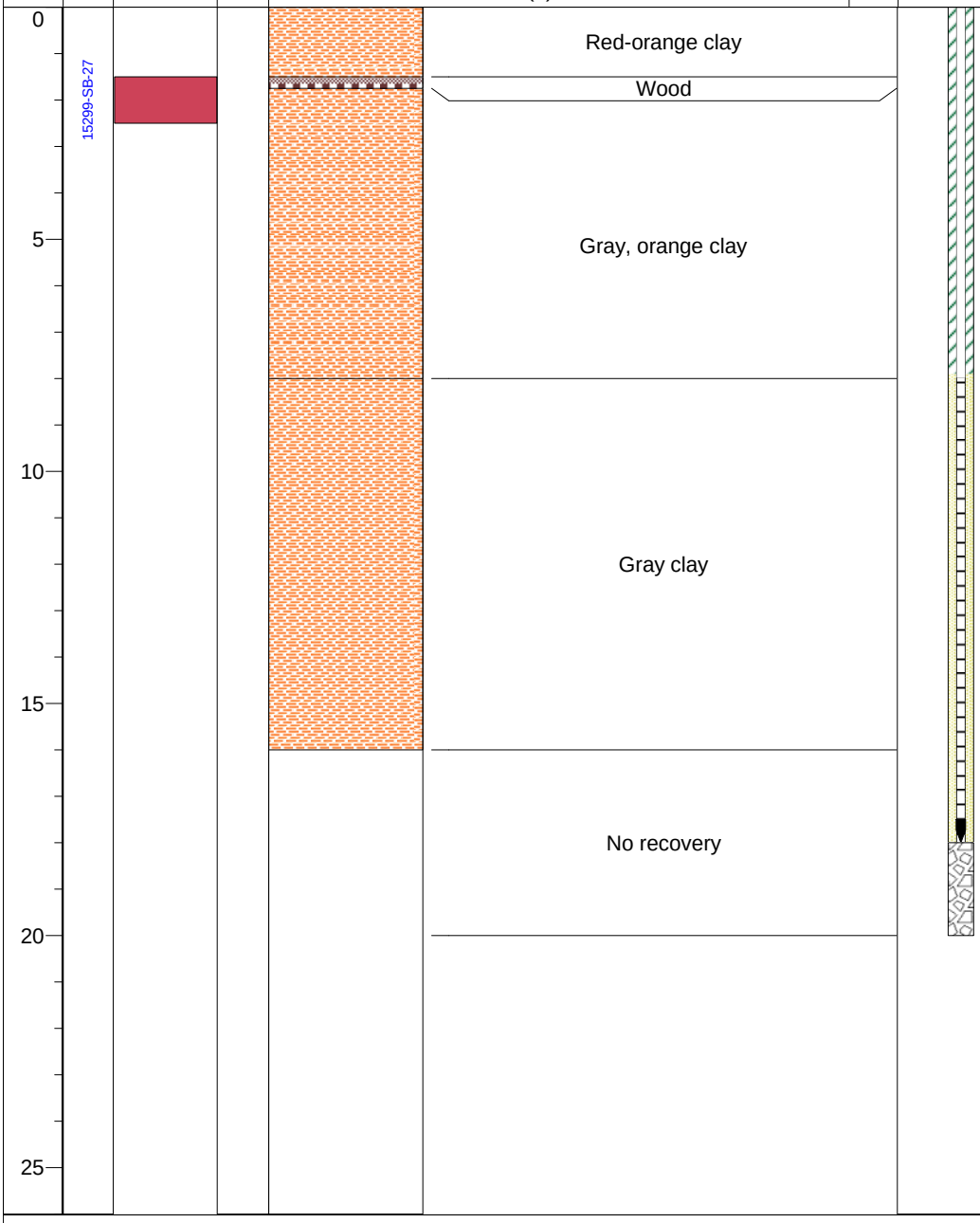

EPS

PROJECT: **Precision Protective Coatings**		Log of Boring No. **MW-15**	
SITE LOCATION:	Savannah, GA	TOP OF CASING ELEVATION (ft):	N/A
DRILLING CONTRACTOR:	Atlas Geo	DATE STARTED: 10/26/2015	DATE FINISHED: 10/26/2015
DRILLING METHOD:	Direct Push	TOTAL DEPTH (ft.): 18	SCREEN INTERVAL (ft.): 8-18
DRILLING EQUIPMENT:	Power Probe 9635	DEPTH TO WATER AT TIME OF BORING (ft.): NM	CASING (ft.): 0-8
SAMPLING METHOD:	Macrocore w/ Acetate Liner	BOREHOLE DIAMETER (In.): 2	WELL DIAMETER (In.): 0.75
LOGGED BY:	Marie Weber-Goeke & Brian Goldman		

DEPTH (feet)	SAMPLES: Sample No.	SAMPLES: Location	PID Reading	DESCRIPTION (Ground Surface Elevation (ft): N/A)	WELL CONSTRUCTION DETAILS AND/OR DRILLING REMARKS
0	15299-SB-26			Brown silty sand	
				Gray clay with orange streaks	
5				Gray, orange clay	
10				Orange, gray clay	10' pre-packed screen
				Thick gray clay	
15				Gray sand	
				Gray clayey sand	
				Gray sand	
20				Gray sand with clay	Boring terminated at ~ 24 ft. bgs. Well set at ~18 ft. bgs after borehole collapsed.
				Gray sand	
25					

EPS

PROJECT: **Precision Protective Coatings**		Log of Boring No. **MW-16**	
SITE LOCATION:	Savannah, GA	TOP OF CASING ELEVATION (ft):	N/A
DRILLING CONTRACTOR:	Atlas Geo	DATE STARTED: 10/26/2015	DATE FINISHED: 10/26/2015
DRILLING METHOD:	Direct Push	TOTAL DEPTH (ft.): 17.5	SCREEN INTERVAL (ft.): 7.5-17.5
DRILLING EQUIPMENT:	Power Probe 9635	DEPTH TO WATER AT TIME OF BORING (ft.): NM	CASING (ft.): 0-7.5
SAMPLING METHOD:	Macrocore w/ Acetate Liner	BOREHOLE DIAMETER (In.): 2	WELL DIAMETER (In.): 0.75
LOGGED BY:	Marie Weber-Goeke & Brian Goldman		

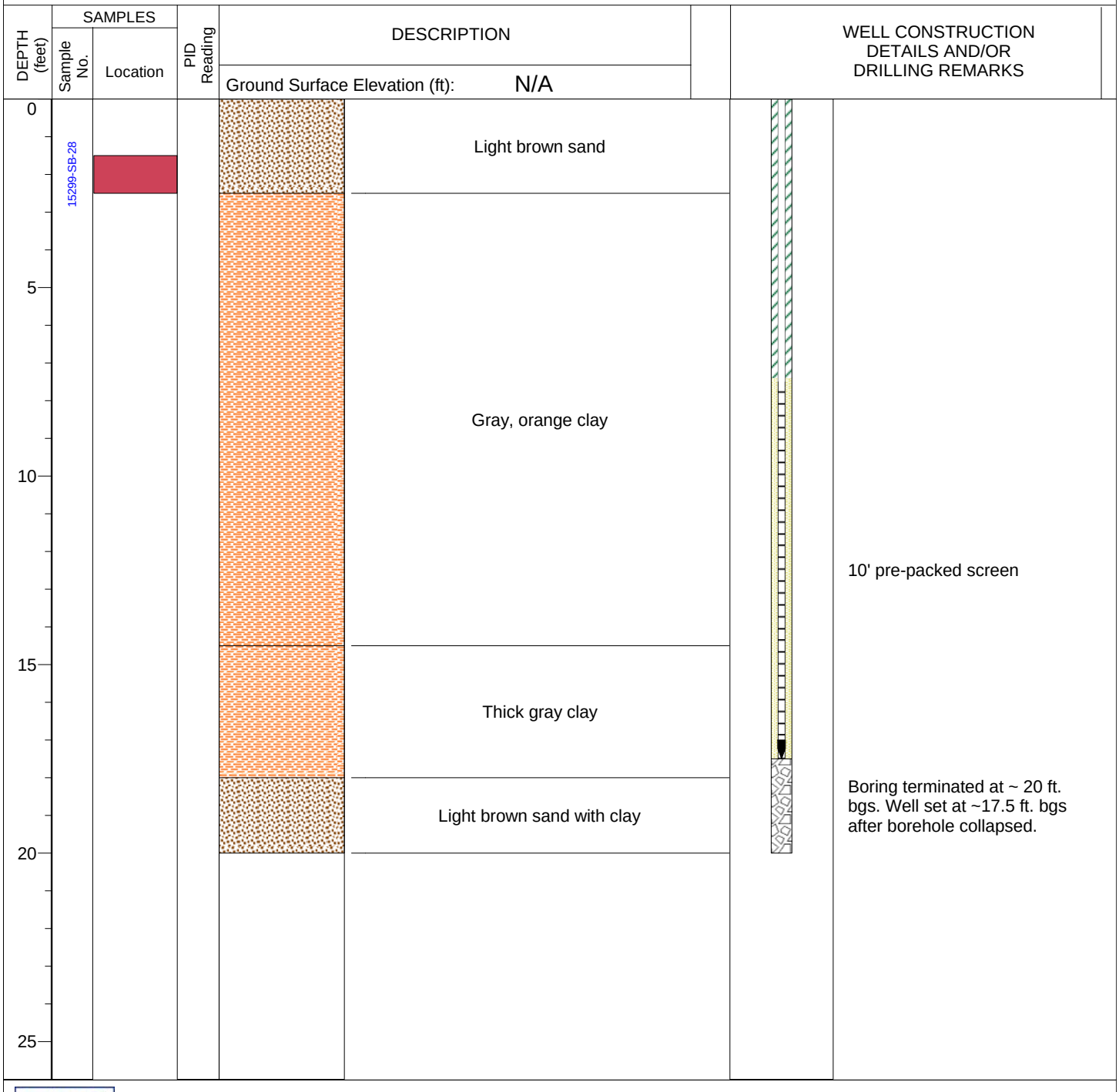

EPS

APPENDIX C
Field Sampling Forms

Location Savannah, GA Date 6/9/15

Project / Client PPC/PMS

0721: Ben Crowe (CPS) on-site
- weather: partly cloudy, ~75°F
- objectives: complete sampling

0732: Atlas-Geo on-site

Samples (soil)

	Date	Time
15160-SB-11-2	6/9/15	0807
15160-SB-10-2		0823
15160-SB-9-2		0814
15160-SB-2-2		0839
15160-SB-3-2		0847
15160-SB-4-2		0859

Location Savannah, GA Date 6/9/15

Project / Client PPC/PMS

Samples (water)

MW-6 (Background well)

DTW: 3.42 ft.
DTB: 14.99 ft.
Purge volume: 3.00 gallons

15160-MW-6
6/9/15
VOC/SVOC/metals Time: 1013
Chrome 6 sample time: 1518

Temp	pH	ORP	Cond.	Turb.	DO	Time
22.92	4.82	-182	0.192	13.2	0.88	0936
21.89	4.71	-149	0.196	97.5	6.28	0941
22.03	4.57	-116	0.194	42.9	2.54	0946
22.15	4.50	-100	0.194	31.4	1.61	0951
22.03	4.50	-87	0.193	22.1	1.06	0956
21.96	4.51	-78	0.193	19.7	0.63	1001
22.04	4.50	-71	0.192	13.8	0.43	1006
22.06	4.50	-78	0.193	6.62	0.33	1011

Location Savannah, GA Date 6/9/15

Project / Client PPC/PMS

MW-5

DTW: 4.27

DTB: 15.00

Purge volume: 5.00

15160-MW-5
6/9/15
VOC/SVOC/Metals Time: 1233
Chrome 6 Time: 1529

Temp	pH	ORP	Cond.	Turb.	DO	Time
25.93	5.28	-99	0.491	203	0.91	1113
25.35	5.18	-86	0.473	200	0.55	1120
25.12	5.07	-68	0.457	100	0.41	1130
25.11	5.05	-56	0.448	53.9	0.35	1140
25.21	5.03	-34	0.444	31.5	0.27	1150
25.21	5.02	-17	0.445	26.3	0.24	1200
25.23	5.02	1	0.444	21.0	0.24	1210
25.09	5.01	13	0.443	12.8	0.25	1220
25.10	5.01	23	0.444	4.7	0.21	1230

Location Savannah, GA Date 6/9/15

Project / Client PPC/PMS

MW-4

DTW: 3.80

DTB: 14.80

Purge volume: 5.25

15160-MW-4
6/9/15
VOC/SVOC/Metal Time: 1433
Chrome 6 Time: 1547

Temp	pH	ORP	Cond.	Turb.	DO	Time
25.72	5.30	-18	0.255	208	0.67	1321
24.51	5.05	-46	0.256	144	0.23	1331
24.07	4.86	-37	0.252	84.8	0.07	1341
24.13	4.82	-29	0.250	40.5	0.03	1351
24.46	4.80	-29	0.250	31.6	0.00	1401
24.42	4.80	-32	0.250	14.4	0.00	1411
24.58	4.82	-30	0.250	9.91	0.00	1421
24.58	4.83	-32	0.250	6.97	0.00	1431

Location Savannah, GA Date 6/9/15

Project / Client PPC/PMS

MW-3

DTW: 3.95

DTB: 13.87

Volume purged: 6.25

15160-MW-3

6/9/15

VOC/SVOC/metals Time: 1807

Chrome 6 time: 1807

Temp. Depth	pH	ORP	Cond.	Turb.	DO	Time
29.60	4.76	-15	0.230	385	0.51	1640
28.32	4.67	-20	0.227	277	0.58	1650
25.00	4.50	-17	0.236	91	0.53	1700
24.72	4.50	-12	0.235	47	0.65	1710
24.94	4.46	-11	0.235	21	0.62	1720
25.04	4.45	-11	0.234	17	0.52	1730
24.70	4.44	-13	0.233	16.8	0.62	1740
24.81	4.45	-18	0.233	7.66	0.62	1750
24.83	4.45	-18	0.233	6.87	0.62	1800

1820: meet with Tommy Porter.

1832: Depart for Fedex

1941: Depart Fedex

6/9/15

Location Savannah, GA Date 6/10/15

Project / Client PPC/PMS

MW-2

DTW: 4.44

DTB: 13.86

Volume Purged: 6.00

15168-MW-2

6/10/15

VOC/SVOC/metals Time: 1016

Chrome 6 time: 1016

Temp.	pH	ORP	Cond.	Turb.	DO	Time
22.32	4.35	124	0.374	710	1.21	0901
22.15	4.81	1	0.328	329	0.36	0911
22.24	4.84	9	0.322	107	0.17	0921
22.49	4.98	8	0.321	69.7	0.15	0931
22.69	5.01	5	0.320	37.1	0.08	0941
22.96	5.02	6	0.319	15.8	0.06	0951
23.47	5.02	1	0.319	8.6	0.04	1001
23.85	5.01	0	0.317	7.4	0.04	1011

Ben Crowe onsite 0740

- Weather: partly cloudy, rain, ~70°F
- Objectives: complete sampling

Location Savannah, GA Date 6/10/15

Project / Client PPC/PMS

MW-1

DTW: 1.98

DTB: 14.12

Purge Volume:

15161-MW-1

6/10/15

VOC/SVOC/Metals Time: 1213

Chrome 6 time: 1213

Temp	pH	ORP	Cond.	Turb	DO.	Time
27.13	4.88	-35	0.102	339	0.17	1051
26.62	4.78	-32	0.099	201	0.01	1101
26.41	4.66	-27	0.098	140	0.00	1111
25.37	4.62	-27	0.100	107	0.00	1121
25.46	4.65	-22	0.098	51.7	0.00	1131
25.72	4.65	-18	0.097	20.4	0.00	1141
25.88	4.64	-15	0.097	13.1	0.00	1151
25.96	4.6	-18	0.096	11.1	0.00	1201
26.00	4.62	-25	0.096	7.6	0.00	1211

* Duplicate Sample *

15161-Dup taken from MW-1

Location Savannah, GA Date 6/10/15

Project / Client PPC/PMS

* All water (groundwater) samples got to turbidity lower than 10NTU before sampling, however all samples looked partly cloudy/milky.
  - cleaned water quality meter between wells and re-calibrated twice per day → turbidity still measured below 10NTU, but samples were cloudy.

off-site samples (Tommy Porter's Property)

Sample	Date	Time
15161-SD-1	6/10/15	1310
15161-SD-2		1320
15161-SD-3		1332
15161-SD-4		1341
15161-SW-1		1313
15161-SW-2		1324
15161-SW-3		1334
15161-SW-4		1345

1431 : off-site, depart for FedEx

1511: Depart FedEx for ATL

6/10/15

Monitoring Well Sampling Form

EPS Project: PIC **Date:** 8-17-15

Well ID: MW-1 **Field Conditions:** 85°F partly cloudy (raining)

Sampling Performed By: Jeff Dennis

Well Construction: 3/4" flush mount **General Condition of Well:** good

Well Labeled: no **Well Cap:** yes **Well Locked:** no **Condition of surrounding area:** grass

Well depth from TOC: 14.13 **Depth to Water from TOC:** 3.55

Well Diameter (in): 3/4" **Method of measure:** tape

Height (Ht) of water in well (Well depth from TOC - Static level from TOC): 10.58

Volume of water in well (Ht. x(.16 for 2")(.653 for 4")(1.469 for 6"): 0.21 **Three Well Volumes (gal):** 0.63

Purging Method: Pre: pump low flow/low stress **Time @ Start of Purge:** 13:08

Sample Method: straw / direct (filter) **Sample Parameters:** VOCs, CLOF

Time	Volume (gal)	Down hole Temp (°C)	Flow Cell Temp (°C)	pH	ORP (mV)	Cond. (mS/cm)	Turbidity (NTU)	DO (mg/L)	Depth to Water (ft)	Comments
1328	0.75	—	25.88	4.72	9	0.083	787	0.18	3.75	* water started
1338	1.5	—	25.51	4.72	-1	0.079	221	0.10	3.75	gray, turned
1348	2.25	—	24.90	4.73	-24	0.072	104	0.00	3.75	milky
1358	3.0	—	24.87	4.73	-28	0.070	57.4	0.00	3.75	
1408	3.75	—	25.00	4.73	-31	0.070	55.1	0.00	3.75	
1418	4.50	—	25.14	4.72	-36	0.069	42.2	0.00	3.75	
1510	7.50	—	23.92	4.72	-54	0.071	18.4	0.00	3.75	
1525	8.0	—	24.14	4.73	-57	0.070	18.9	0.00	3.75	* sample turbidity stable, filter & sample

Temp probe ID:

Ferrous Iron (Fe^{2+})= mg/L

Sample ID: 15229-MW-1 Time Collected: 1528

Technician Signature: [signature]

pH of sample = 9.45

one filter used

Monitoring Well Sampling Form

EPS

EPS Project: PPC **Date:** 8-17-15

Well ID: MW-2 **Field Conditions:** 85°F partly cloudy (raining)

Sampling Performed By: Jeff Dennis

Well Construction: 3/4" Flush mount **General Condition of Well:** good

Well Labeled: NO **Well Cap:** YES **Well Locked:** NO **Condition of surrounding area:** grass

Well depth from TOC: 13.87 **Depth to Water from TOC:** 4.83

Well Diameter (in): 3/4" **Method of measure:** w.l.m

Height (Ht) of water in well (Well depth from TOC - Static level from TOC): 9.04

Volume of water in well (Ht. x(.16 for 2")(.653 for 4")(1.469 for 6"): 0.14 **Three Well Volumes (gal):** 0.54

Purging Method: peri pump low flow/low volume **Time @ Start of Purge:** 1258

Sample Method: straw / direct (Filter) **Sample Parameters:** VOC, Cr^{6+}

Time	Volume (gal)	Down hole Temp (°C)	Flow Cell Temp (°C)	pH	ORP (mV)	Cond. (mS/cm)	Turbidity (NTU)	DO (mg/L)	Depth to Water (ft)	Comments
1318	0.75	—	24.22	5.14	172	0.331	504	0.09	4.91	* water is
1325	1.0	—	24.18	5.12	167	0.332	244	0.00	4.90	milky
1335	1.75	—	23.99	5.11	162	0.314	51.3	0.00	4.90	
1345	2.50	—	23.88	5.09	159	0.310	39.1	0.00	4.90	
1355	3.25	—	23.77	5.08	157	0.305	48.6	0.00	4.90	
1405	4.0	—	23.82	5.09	154	0.303	37.4	0.00	4.90	
1415	4.75	—	23.80	5.08	154	0.301	33.4	0.00	4.90	
1457	7.25	—	23.68	5.07	152	0.297	1.29	0.00	4.90	

Temp probe ID:

Ferrous Iron (Fe^{2+})= mg/L

Sample ID: 15229-MW-2

Time Collected: 1500

pH of sample ~ 9.35
one filter used

Technician Signature

Monitoring Well Sampling Form

EPS

EPS Project: PPC **Date:** 8-17-15

Well ID: MW-3 **Field Conditions:** 55°F cloudy (rain in the vicinity)

Sampling Performed By: Jeff Dennis

Well Construction: 3/4" flush mount **General Condition of Well:** good

Well Labeled: NO **Well Cap:** yes **Well Locked:** NO **Condition of surrounding area:** grass

Well depth from TOC: 13.87 **Depth to Water from TOC:** 4.61

Well Diameter (in): 3/4" **Method of measure:** water level

Height (Ht) of water in well (Well depth from TOC - Static level from TOC): 9.26

Volume of water in well (Ht. x(.16 for 2")(.653 for 4")(1.469 for 6"): 0.18 **Three Well Volumes (gal):** 0.54

Purging Method: peristaltic pump low flow/low volume **Time @ Start of Purge:** 15:22

Sample Method: straw/direct (filtered) **Sample Parameters:** VOCs, Cr6+

Time	Volume (gal)	Down hole Temp (°C)	Flow Cell Temp (°C)	pH	ORP (mV)	Cond. (mS/cm)	Turbidity (NTU)	DO (mg/L)	Depth to Water (ft)	Comments
1610	3.0	—	24.29	4.71	53	0.215	101	0.00	4.71	*water is
1620	4.0	—	24.37	4.71	52	0.215	104	0.00	4.71	milky
1630	5.0	—	24.36	4.72	47	0.215	30.0	0.00	4.71	
1640	6.0	—	24.32	4.71	48	0.213	11.5	0.00	4.70	
1650	MW	—	24.35	4.71	52	0.213	5.70	0.00	4.70	
1700	8.0	—	24.32	4.70	53	0.213	9.19	0.00	4.70	
1710	9.0	—	24.22	4.68	57	0.212	5.18	0.00	4.70	

Temp probe ID:

Ferrous Iron (Fe^{2+})= mg/L

Sample ID: 15229-MW-3

Time Collected: 1713

pH of sample = 9.52

one filter used

Technician Signature

Monitoring Well Sampling Form

EPS

EPS Project: IPC **Date:** 8-17-15

Well ID: MW-4 **Field Conditions:** 85°F cloudy (rain intermittent)

Sampling Performed By: Jeff Dennis

Well Construction: 3/4" flush mount **General Condition of Well:** good (bolt bent)

Well Labeled: no **Well Cap:** yes **Well Locked:** no **Condition of surrounding area:** grass (soil)

Well depth from TOC: 14.87 **Depth to Water from TOC:** 4.07

Well Diameter (in): 3/4" **Method of measure:** w.l.m

Height (Ht) of water in well (Well depth from TOC - Static level from TOC): 10.80

Volume of water in well (Ht. x(.16 for 2")(.653 for 4")(1.469 for 6"): 0.21 **Three Well Volumes (gal):** 0.64

Purging Method: QED pump low flow/low volume **Time @ Start of Purge:** 1558

Sample Method: straw / direct (filter) **Sample Parameters:** VOC's, C.T.C

Time	Volume (gal)	Down hole Temp (°C)	Flow Cell Temp (°C)	pH	ORP (mV)	Cond. (mS/cm)	Turbidity (NTU)	DO (mg/L)	Depth to Water (ft)	Comments
1623	1.0	—	26.18	5.08	-66	0.253	193	0.00	4.12	* water is milky
1633	2.0	—	26.36	5.01	-78	0.242	83.4	0.00	4.12	
1643	3.0	—	26.44	4.97	-87	0.230	31.4	0.00	4.12	
1653	4.0	—	26.45	4.95	-89	0.226	26.3	0.00	4.12	
1703	5.0	—	26.41	4.95	-89	0.224	19.9	0.00	4.12	
1720	6.75	—	26.22	4.96	-86	0.219	12.1	0.00	4.13	
1730	7.25	—	26.04	4.97	-87	0.216	9.90	0.00	4.13	
1740	8.25	—	25.96	4.95	-92	0.216	8.40	0.00	4.13	

Temp probe ID:

Ferrous Iron (Fe^{2+})= mg/L

Sample ID: 15229-MW-4

Time Collected: 1743

pH of sample = 9.48

one filter used

Technician Signature

Monitoring Well Sampling Form

EPS Project: PIC **Date:** 5-18-15

Well ID: MW-5 **Field Conditions:** 90°F clear

Sampling Performed By: Jeff Dennis

Well Construction: 3/4" Flush mount **General Condition of Well:** good

Well Labeled: no **Well Cap:** yes **Well Locked:** no **Condition of surrounding area:** concrete

Well depth from TOC: 14.70 **Depth to Water from TOC:** 3.96

Well Diameter (in): 3/4" **Method of measure:** Wlm

Height (Ht) of water in well (Well depth from TOC - Static level from TOC): 10.74

Volume of water in well (Ht. x(.16 for 2")(.653 for 4")(1.469 for 6"): 0.21 **Three Well Volumes (gal):** 0.64

Purging Method: peri pump low flow low volume **Time @ Start of Purge:** 1017

Sample Method: straw / direct (filtered) **Sample Parameters:** VOC's, GRO+

Time	Volume (gal)	Down hole Temp (°C)	Flow Cell Temp (°C)	pH	ORP (mV)	Cond. (mS/cm)	Turbidity (NTU)	DO (mg/L)	Depth to Water (ft)	Comments
1025	0.5	—	26.29	5.10	149	0.468	111	0.47	4.11	*water is milky
1035	1.5	—	26.62	4.96	163	0.443	36.5	0.00	4.10	
1045	2.25	—	26.90	4.92	170	0.437	8.93	0.00	4.10	
1055	3.00	—	27.30	4.91	173	0.433	5.16	0.00	4.10	
1105	3.75	—	27.54	4.89	177	0.432	1.43	0.00	4.10	*VOA vial reacted when sample introduced (smoking)

Temp probe ID:

Ferrous Iron (Fe^{2+})= mg/L

Sample ID: 15230-MW-5 Time Collected: 1108 Technician Signature

pH of sample = 4.35 (had to add buffer <10% of volume)

# of filters used = 1

EPS

Monitoring Well Sampling Form

EPS Project: PPC **Date:** 8-17-15

Well ID: MW-6 **Field Conditions:** 85°F overcast (raining)
Sampling Performed By: Jeff Dennis / Ben Crowt
Well Construction: 3/4" flush mount **General Condition of Well:** good
Well Labeled: no **Well Cap:** yes **Well Locked:** no **Condition of surrounding area:** grass
Well depth from TOC: 14.97 **Depth to Water from TOC:** 3.92
Well Diameter (in): 3/4" **Method of measure:** WLM
Height (Ht) of water in well (Well depth from TOC - Static level from TOC): 10.95
Volume of water in well (Ht. x(.16 for 2")(.653 for 4")(1.469 for 6"): 0.219 **Three Well Volumes (gal):** 0.66
Purging Method: peripump low flow/low volume **Time @ Start of Purge:** 1008
Sample Method: 3/4" = 0.02 direct/straw (filtered) **Sample Parameters:** VOC, Cr^{6+}

Time	Volume (gal)	Down hole Temp (°C)	Flow Cell Temp (°C)	pH	ORP (mV)	Cond. (mS/cm)	Turbidity (NTU)	DO (mg/L)	Depth to Water (ft)	Comments
										* water is very
										milky during
										purge
1043	1.5	—	24.67	4.43	68	0.172	4.12	0.00	4.08	
1048	1.75	—	24.65	4.40	66	0.172	0.00	0.00	4.08	
1053	2.0	—	24.67	4.39	66	0.172	0.00	0.00	4.08	* filter sample
										for Cr^{6+} with
										0.45 µm filter

Temp probe ID: **Ferrous Iron (Fe^{2+})=** mg/L

Sample ID: 15229-MW-6 Time Collected: 1055 Technician Signature [signature]

pH of Cr^{6+} sample ≈ 9.41

~~Only used one~~ (7.0) only one filter used

Monitoring Well Sampling Form

EPS Project: PAC **Date:** 8-19-15

Well ID: MW-7 (development & Sample) **Field Conditions:** 90° F partly cloudy
Sampling Performed By: Jeff Dennis / Ben Crouse
Well Construction: 3/4" flush mount **General Condition of Well:** good (new)
Well Labeled: NO **Well Cap:** yes **Well Locked:** no **Condition of surrounding area:** grass
Well depth from TOC: 15.00 **Depth to Water from TOC:** 4.95
Well Diameter (in): 3/4" **Method of measure:** WLM
Height (Ht) of water in well (Well depth from TOC - Static level from TOC): 10.05
Volume of water in well (Ht. x(.16 for 2")(.653 for 4")(1.469 for 6"): 0.20 **Three Well Volumes (gal):** 0.60
Purging Method: Peri pump low flow/low volume **Time @ Start of Purge:** 1345
Sample Method: straw / direct (filtered) **Sample Parameters:** VOCs Cr CT

Time	Volume (gal)	Down hole Temp (°C)	Flow Cell Temp (°C)	pH	ORP (mV)	Cond. (mS/cm)	Turbidity (NTU)	DO (mg/L)	Depth to Water (ft)	Comments
1400	0.5	—	23.46	4.68	177	0.6669	43.6	0.99	5.01	*purged 2.25 gallons for development
1410	1.25	—	22.92	4.60	164	0.6669	3.31	0.17	5.02	
1420	2.0	—	22.81	4.57	155	0.670	0.07	0.00	5.02	
1430	2.75	—	22.75	4.56	153	0.670	0.00	0.00	5.02	

Temp probe ID: **Ferrous Iron (Fe^{2+})=** mg/L

Sample ID: 15231-mw-7 Time Collected: 1433 Technician Signature:

pH of sample = 9.30 (added 33 drops of buffer)
# of filters used = 1

EPS

Monitoring Well Sampling Form

EPS Project: PPC **Date:** 8-18-15 (development) 8-19-15 (sample)

Well ID: MW-8 (development + sample) **Field Conditions:** 90°F clear

Sampling Performed By: Jeff Dennis / Ben Crowe

Well Construction: 3/4" flush mount **General Condition of Well:** good (new)

Well Labeled: no **Well Cap:** yes **Well Locked:** no **Condition of surrounding area:** grass

Well depth from TOC: 14.95 **Depth to Water from TOC:** 4.15

Well Diameter (in): 3/4" **Method of measure:** WLM

Height (Ht) of water in well (Well depth from TOC - Static level from TOC): 10.30

Volume of water in well (Ht. x(.16 for 2")(.653 for 4")(1.469 for 6"): 0.21 **Three Well Volumes (gal):** 0.63

Purging Method: Peri pump low flow / low volume **Time @ Start of Purge:** 1107

Sample Method: straw (direct fill to vial) **Sample Parameters:** VOC's, cr6T

Time	Volume (gal)	Down hole Temp (°C)	Flow Cell Temp (°C)	pH	ORP (mV)	Cond. (mS/cm)	Turbidity (NTU)	DO (mg/L)	Depth to Water (ft)	Comments
1125	1.5	~	23.67	4.92	-8	0.198	13.5	4.99	4.25	*purged 8.5 gal
1135	2.25	—	23.84	4.89	-9	0.197	1.62	0.00	4.25	for development
1145	3.0	-	24.01	4.88	-10	0.197	0.00	0.00	4.25	
1156	3.75	>	23.95	4.87	-10	0.197	0.00	0.00	4.25	

Temp probe ID:

Ferrous Iron (Fe^{2+})= mg/L

Sample ID: 15231-MW-8

Time Collected: 1158

pH of sample = 9.34

# of filters used = 1

Technician Signature

EPS

Monitoring Well Sampling Form

EPS Project: PPC **Date:** 8-18-15 (dev) / 8-19-15 (sample)

Well ID: MW-9 (development & sample) **Field Conditions:** 90° F clear

Sampling Performed By: Jeff Dennis / Ben Crowe

Well Construction: 3/4" flush mount **General Condition of Well:** good (new)

Well Labeled: no **Well Cap:** yes **Well Locked:** no **Condition of surrounding area:** grass

Well depth from TOC: 14.87' **Depth to Water from TOC:** 3.75

Well Diameter (in): 3/4" **Method of measure:** WLM

Height (Ht) of water in well (Well depth from TOC - Static level from TOC): 11.12

Volume of water in well (Ht. x(.16 for 2")(.653 for 4")(1.469 for 6"): 0.22 **Three Well Volumes (gal):** 0.66

Purging Method: peristaltic pump low flow/low volume **Time @ Start of Purge:** 1113

Sample Method: straw / direct (filtered) **Sample Parameters:** VOCs, Cr^{6+}

Time	Volume (gal)	Down hole Temp (°C)	Flow Cell Temp (°C)	pH	ORP (mV)	Cond. (mS/cm)	Turbidity (NTU)	DO (mg/L)	Depth to Water (ft)	Comments
1128	0.~~50~~	–	26.04	4.94	171	0.133	14.9	0.27	3.88	* purged 10 gal for development
1138	1.0	–	25.68	4.84	157	0.133	8.41	0.07	3.88	
1148	1.5	–	26.22	4.80	144	0.131	5.67	0.07	3.88	
1208	2.75	–	22.56	4.79	137	0.129	5.74	0.02	3.88	

Temp probe ID:

Ferrous Iron (Fe^{2+})= mg/L

Sample ID: 15231-MW-9

Time Collected: 1210

pH of sample : 4.45

# of filters used = 1

Technician Signature

EPS

Monitoring Well Sampling Form

EPS Project: PPC **Date:** 8-18-15 (dev.) / 8-19-15 (sample)

Well ID: MW-10 (development & sample) **Field Conditions:** 95°F partly cloudy

Sampling Performed By: Jeff Dennis / Ben Crowe

Well Construction: 3/4" flush mount **General Condition of Well:** good (new)

Well Labeled: NO **Well Cap:** YES **Well Locked:** NO **Condition of surrounding area:** grass

Well depth from TOC: 14.95 **Depth to Water from TOC:** 4.64

Well Diameter (in): 3/4" **Method of measure:** WL Meter

Height (Ht) of water in well (Well depth from TOC - Static level from TOC): 10.31

Volume of water in well (Ht. x(.16 for 2")(.653 for 4")(1.469 for 6"): 0.21 **Three Well Volumes (gal):** 0.63

Purging Method: Peristaltic pump low flow/ low volume **Time @ Start of Purge:** 1550

Sample Method: straw / direct (filtered) **Sample Parameters:** VOCs, Cr6+

Time	Volume (gal)	Down hole Temp (°C)	Flow Cell Temp (°C)	pH	ORP (mV)	Cond. (mS/cm)	Turbidity (NTU)	DO (mg/L)	Depth to Water (ft)	Comments
1605	1.0	—	24.57	4.76	144	0.310	12.6	0.00	4.80	*purged 10 gallons for development
1610	1.25	—	24.30	4.72	153	0.309	9.61	0.00	4.79	
1615	1.50	—	24.20	4.72	154	0.309	8.70	0.00	4.79	
1620	1.75	—	24.31	4.71	158	0.308	8.35	0.00	4.79	

Temp probe ID:

Ferrous Iron (Fe^{2+})= mg/L

15231 - Dup

Sample ID: 15231-MW-10

Dup = 1200

Time Collected: 1623

Technician Signature

pH of sample = 9.44 (added 5mL of buffer)

# of filters used = 1

Monitoring Well Sampling Form

EPS

EPS Project: PPC **Date:** 8-19-15

Well ID: MW-11 (development + sampling) **Field Conditions:** 90°F partly cloudy
Sampling Performed By: Jeff Dennis / Ben Clowe
Well Construction: 3/4" Flush mount **General Condition of Well:** good (new)
Well Labeled: NO **Well Cap:** NO **Well Locked:** NO **Condition of surrounding area:** grass
Well depth from TOC: 14.45 **Depth to Water from TOC:** 4.94
Well Diameter (in): 3/4" **Method of measure:** WLM
Height (Ht) of water in well (Well depth from TOC - Static level from TOC): 9.51
Volume of water in well (Ht. x(.16 for 2")(.653 for 4")(1.469 for 6"): 0.19 **Three Well Volumes (gal):** 0.57
Purging Method: Peristaltic pump low flow/low volume **Time @ Start of Purge:** 1408
Sample Method: **Sample Parameters:** VOCs Cl⁻

Time	Volume (gal)	Down hole Temp (°C)	Flow Cell Temp (°C)	pH	ORP (mV)	Cond. (mS/cm)	Turbidity (NTU)	DO (mg/L)	Depth to Water (ft)	Comments
1435	1.75	—	29.44	4.75	210	0.377	21.2	0.00	5.06	*purged to gal for development
1445	2.25	—	29.19	4.73	202	0.377	15.0	0.00	5.07	
1455	3.75	—	29.41	4.71	195	0.384	8.17	0.00	5.07	
1505	3.75	—	30.44	4.73	196	0.376	8.32	0.00	5.07	
1515	4.25	—	30.55	4.74	195	0.374	3.87	0.00	5.07	

Temp probe ID: **Ferrous Iron (Fe^{2+})=** mg/L

Sample ID: 15231-MW-11 Time Collected: 1518 Technician Signature

pH of Sample = 4.31 (added 10 mL of buffer (citric) eyedropper full)

# of filters used = 1

Monitoring Well Sampling Form

EPS Project: PPC **Date:** 8-18-15

Well ID: MW-12 (development & sample) **Field Conditions:** 90°F partly cloudy
Sampling Performed By: Jeff Dennis
Well Construction: 3/4" Flush mount **General Condition of Well:** good (new)
Well Labeled: no **Well Cap:** yes **Well Locked:** no **Condition of surrounding area:** grass
Well depth from TOC: 15.00 **Depth to Water from TOC:** 5.00
Well Diameter (in): 3/4" **Method of measure:** WLM
Height (Ht) of water in well (Well depth from TOC - Static level from TOC): 10.00
Volume of water in well (Ht. x(.16 for 2")(.653 for 4")(1.469 for 6"): 0.720 **Three Well Volumes (gal):** 0.160
Purging Method: Peri pump low flow/low volume **Time @ Start of Purge:** dev. = 1130 sample = 1345
Sample Method: Straw/direct **Sample Parameters:** VOCs, GRO

Time	Volume (gal)	Down hole Temp (°C)	Flow Cell Temp (°C)	pH	ORP (mV)	Cond. (mS/cm)	Turbidity (NTU)	DO (mg/L)	Depth to Water (ft)	Comments
1425	2.5/10.5	—	28.45	4.50	166	0.245	0.00	1.40	5.15	*Purge 8 gallons
1435	3.25/11.25	—	27.82	4.46	152	0.247	0.00	1.26	5.13	for development
1445	4.0/12.0	—	27.50	4.46	140	0.245	0.00	1.13	5.13	

Temp probe ID: **Ferrous Iron (Fe^{2+})=** mg/L

Sample ID: 15230-MW-12 Time Collected: 1448

Technician Signature: Jeff D

pH of sample = 9.45
filters used = 1

Monitoring Well Sampling Form

EPS Project: PPC **Date:** 8-18-15

Well ID: MW-13 (development & sample) **Field Conditions:** 90°F partly cloudy

Sampling Performed By: ~~3/4" ft 25~~ Jeff Dennis

Well Construction: 3/4" flush mount **General Condition of Well:** good (new)

Well Labeled: no **Well Cap:** 4.85 **Well Locked:** no **Condition of surrounding area:** grass

Well depth from TOC: 15.02 **Depth to Water from TOC:** 6.22

Well Diameter (in): 3/4" **Method of measure:** WLM

Height (Ht) of water in well (Well depth from TOC - Static level from TOC): 8.80

Volume of water in well (Ht. x(.16 for 2")(.653 for 4")(1.469 for 6"): 0.17 **Three Well Volumes (gal):** 0.51

Purging Method: Peristaltic low flow/low volume **Time @ Start of Purge:** development = 1400 sample = 1540

Sample Method: straw/direct (filtered) **Sample Parameters:** VOC's, Cr 6+

Time	Volume (gal)	Down hole Temp (°C)	Flow Cell Temp (°C)	pH	ORP (mV)	Cond. (mS/cm)	Turbidity (NTU)	DO (mg/L)	Depth to Water (ft)	Comments
1620	2.5/7.5	—	26.19	4.54	85	0.074	14.1	0.25	6.44	*purged 5 gallons for development
1630	3.25/8.25	—	26.12	4.54	87	0.074	8.87	0.23	6.45	
1640	4.0/9.0	—	26.09	4.51	107	0.076	9.96	0.64	6.45	
1650	4.75/9.75	—	26.04	4.50	106	0.076	8.13	0.76	6.45	

Temp probe ID: **Ferrous Iron (Fe^{2+})=** mg/L

Sample ID: 15230-MW-13 Time Collected: 1653

pH of sample ~ 9.31

filters used = 1

Technician Signature

Monitoring W Sampling Form

EPS Project: PMS & PPC **Date:** 10/27/15

Well ID: MW-14 **Field Conditions:** 60 cloudy · lt rain
Sampling Performed By: M. Weber-Goeke/ B. Goldman
Well Construction: Stick up **General Condition of Well:** good
Well Labeled: No **Well Cap:** Yes **Well Locked:** No **Condition of surrounding area:** good
Well depth from TOC: 20.10 **Depth to Water from TOC:** 6.93
Well Diameter (in): 0.75 **Method of measure:** Water Level Meter
Height (Ht) of water in well (Well depth from TOC - Static level from TOC): 13.17
Volume of water in well (Ht. x(.16 for 2")(.653 for 4")(1.469 for 6"): **Three Well Volumes (gal):**
Purging Method: low flow **Time @ Start of Purge:** 8:12
Sample Method: low flow **Sample Parameters:** Cr (6+)

Time	Volume (gal)	Temp (°C)	pH	ORP (mV)	Cond. (mS/cm)	Turbidity (NTU)	DO (mg/L)	Depth to Water (ft)	Comments
8:28	0.5	20.22	4.93	114	0.318	36.8	2.20		
8:38	0.75	19.48	5.35	77	0.325	38.5	3.98		
8:48	1.00	19.04	5.40	98	0.314	45.00*	5.0		
									filtered water before putting in sampling bottle.
0904	Well	turns	dry.	Will wait to re-charge					
1230	Well	had re-charged and was				sampled.			

Well also went dry when purging/on developing on 10/26

* pump set at lowest setting lots of bubbles – but looks clear.

Sample ID: 15300-MW-14 Time Collected: 1230 Technician Signature M. Weber-Goeke

Monitoring W Sampling Form

EPS Project: PMS & PPC **Date:** 10/27/15

Well ID: MW-15 **Field Conditions:** RAIN, 60F

Sampling Performed By: M. Weber-Goeke/ B. Goldman

Well Construction: stickup **General Condition of Well:** GOOD

Well Labeled: NO **Well Cap:** ✓ **Well Locked:** ✓ **Condition of surrounding area:** GOOD

Well depth from TOC: 19.5 **Depth to Water from TOC:** 8.26

Well Diameter (in): 0.75 **Method of measure:** Water Level Meter

Height (Ht) of water in well (Well depth from TOC - Static level from TOC): 11.24

Volume of water in well (Ht. x(.16 for 2")(.653 for 4")(1.469 for 6"): **Three Well Volumes (gal):**

Purging Method: low flow **Time @ Start of Purge:** 0920

Sample Method: low flow **Sample Parameters:** Cr 6+

Time	Volume (gal)	Temp (°C)	pH	ORP (mV)	Cond. (mS/cm)	Turbidity (NTU)	DO (mg/L)	Depth to Water (ft)	Comments
0930	1	20.59	5.16	27	0.534	395	0.54		
0940	1.5	20.91	5.18	20	0.548	246	0.37		Bubbles visible in tubing
0950	2	21.05	5.18	24	0.544	159	0.32		
1000	2.5	21.20	5.15	29	0.512	115	0.31		
1010	3	21.34	5.12	35	0.479	79.5	0.29		
1020	4	21.43	5.10	38	0.462	68.9	0.20		
1030	4.5	21.55	5.09	42	0.452	48.6	0.26	8.54	

sample will be Filtered
filters: Phenex 0.45 micron PES

Sample ID: 15300-MW-15 Time Collected: 1030 Technician Signature M. Weber-Goeke

Monitoring W[illegible] Sampling Form

EPS Project: PMS & PPC **Date:** 10/27/15

Well ID: MW-16 **Field Conditions:** 60 rainy
Sampling Performed By: M. Weber-Goeke/ B. Goldman
Well Construction: stickup **General Condition of Well:** good
Well Labeled: NO **Well Cap:** ✓ **Well Locked:** ✓ **Condition of surrounding area:** good
Well depth from TOC: 19.55 **Depth to Water from TOC:** 10.79
Well Diameter (in): 0.75 **Method of measure:** Water Level Meter
Height (Ht) of water in well (Well depth from TOC - Static level from TOC): 12.76
Volume of water in well (Ht. x(.16 for 2")(.653 for 4")(1.469 for 6"): **Three Well Volumes (gal):**
Purging Method: low flow **Time @ Start of Purge:** 1050
Sample Method: low flow **Sample Parameters:** Cr 6+

Time	Volume (gal)	Temp (°C)	pH	ORP (mV)	Cond. (mS/cm)	Turbidity (NTU)	DO (mg/L)	Depth to Water (ft)	Comments
1100	0.5	21.20	5.04	92	0.530	180	1.10		
1110	1	21.18	4.82	88	0.531	166	0.58		Bubbles in line
1120	1.5	21.15	4.75	98	0.532	153	0.47		
1130	2	21.12	4.72	94	0.539	153	0.50		
1140	2.5	21.15	4.74	94	0.540	124	0.90		
								14.02	

Sample filtered in field.

Sample ID: 15300-MW-16 Time Collected: 1145 Technician Signature M. Weber-Goeke

APPENDIX D
Summary of Risk Reduction Standards

Table 1. Summary of Risk Reduction Standards

Analyte	Groundwater					
	Type 1 RRS (mg/L)	Type 2 RRS (mg/L)	Residential RRS (mg/L)	Type 3 RRS (mg/L)	Type 4 RRS (mg/L)	Non-Residential RRS (mg/L)
2-Butanone (MEK)	2.0	2.3	2.3	2.0	12	12
4-Methyl-2-pentanone	2.0	1.8	2.0	2.0	8.8	8.8
4-Methylphenol	Bkg/DL	1.6	1.6	Bkg/DL	10	10
Acetone	4.0	8.0	8.0	4.0	46	46
Barium	2.0	3.1	3.1	2.0	20	20
Benzo(a)anthracene	0.00010	0.00039	0.00039	0.00010	0.00062	0.00062
Benzo(a)pyrene	0.00020	0.00012	0.00020	0.00020	0.00039	0.00039
Benzo(b)fluoranthene	0.00020	0.0012	0.0012	0.00020	0.0039	0.0039
Benzo(g,h,i)perylene	Bkg/DL	Bkg/DL	Bkg/DL	Bkg/DL	Bkg/DL	Bkg/DL
bis(2-Ethylhexyl) phthalate	0.0060	0.061	0.061	0.0060	0.20	0.20
Chromium	0.10	0.10	0.10	0.10	0.10	0.10
Chromium III	Bkg/DL	23.46	23.46	Bkg/DL	153	153
Chromium, hexavalent	Bkg/DL	0.0017	0.0017	Bkg/DL	0.0057	0.0057
Chrysene	0.00020	0.12	0.12	0.00020	0.39	0.39
Ethyl benzene	0.70	0.02	0.70	0.70	0.029	0.70
Fluoranthene	1.0	0.63	1.0	1.0	4.1	4.1
Lead	0.015	0.015	0.015	0.015	0.015	0.015
Nickel	0.10	0.31	0.31	0.10	2.0	2.0
Pyrene	1.0	0.47	1.0	1.0	3.1	3.1
Toluene	1.0	0.88	1.0	1.0	5.2	5.2
Zinc	2.0	4.7	4.7	2.0	31	31

* Note if Type 3 or Type 4 RRS is below Residential RRS, the non-residential RRS may be set at the Residential RRS.

Table 2. Summary of Risk Reduction Standards

Analyte	Soil								
	Type 1 RRS (mg/kg)	Type 2 RRS (mg/kg)	Residential RRS (mg/kg)	Type 3 RRS		Type 4 RRS		Non-Residential RRS	
				SS (mg/kg)	SB (mg/kg)	SS (mg/kg)	SB (mg/kg)	SS (mg/kg)	SB (mg/kg)
2-Butanone (MEK)	200	9.5	200	200	200	49	49	200	200
4-Methyl-2-pentanone	200	9.0	200	200	200	40	40	200	200
4-Methylphenol	3.8	25	25	3.8	3.8	164	164	164	164
Acetone	400	33	400	400	400	187	187	400	400
Barium	1,000	2,578	2,578	1,000	1,000	16,807	16,807	16,807	16,807
Benzo(a)anthracene	5.0	2.8	5.0	5.0	5.0	4.4	4.4	5.0	5.0
Benzo(a)pyrene	1.6	1.2	1.6	1.6	1.6	7.8	9.2	7.8	9.2
Benzo(b)fluoranthene	5.0	12	12	5.0	5.0	78	94	78	94
Benzo(g,h,i)perylene	500	Bkg/DL	500	500	500	Bkg/DL	Bkg/DL	500	500
bis(2-Ethylhexyl) phthalate	50	291	291	50	50	979	979	979	979
Chromium	100	3,600,000	3,600,000	1,200	1,200	3,600,000	3,600,000	3,600,000	3,600,000
Chromium III	1,200	117,321	117,321	1,200	1,200	3,066,000	5,518,800,347	3,066,000	5,518,800,347
Chromium, hexavalent	29	0.65	29	109	Bkg/DL	2.2	2.2	109	29*
Chrysene	5.0	843	843	5.0	5.0	2,832	2,832	2,832	2,832
Ethyl benzene	70	16	70	70	70	16	16	70	70
Fluoranthene	500	2,222	2,222	500	500	9,084	9,084	9,084	9,084
Lead	75	270	270	400	400	270	270	400	400
Nickel	50	408	408	420	420	2,662	2,662	2,662	2,662
Pyrene	500	2,178	2,178	500	500	6,677	6,677	6,677	6,677
Toluene	100	14	100	100	100	73	73	100	100
Zinc	100	5,838	5,838	2,800	2,800	38,088	38,088	38,088	38,088

* Note if Type 3 or Type 4 RRS is below Residential RRS, the non-residential RRS may be set at the Residential RRS.

APPENDIX E
Laboratory Reports

AES Laboratory Data - June

AES

ANALYTICAL ENVIRONMENTAL SERVICES, INC.

June 19, 2015

Justin Vickery
Environmental Planning Specialists, Inc.
1050 Crown Pointe Parkway
Atlanta GA 30338

TEL: (404) 315-9113
FAX: (404) 315-8509

RE: PPC

Dear Justin Vickery: Order No: 1506C34

Analytical Environmental Services, Inc. received 28 samples on June 11, 2015 7:30 am for the analyses presented in following report.

No problems were encountered during the analyses. Additionally, all results for the associated Quality Control samples were within EPA and/or AES established limits. Any discrepancies associated with the analyses contained herein will be noted and submitted in the form of a project Case Narrative.
AES' certifications are as follows:
-NELAC/Florida Certification number E87582 for analysis of Environmental Water, soil/hazardous waste, and Drinking Water Microbiology, effective 07/01/14-06/30/15.
-AIHA-LAP, LLC Laboratory ID: 100671 for Industrial Hygiene samples (Organics, Inorganics), Environmental Lead (Paint, Soil, Dust Wipes, Air), and Environmental Microbiology (Fungal) Direct Examination, effective until 09/01/15.

These results relate only to the items tested. This report may only be reproduced in full.

If you have any questions regarding these test results, please feel free to call.

Nicole J. Jessup

Nicole Jessup
Project Manager

ANALYTICAL ENVIRONMENTAL SERVICES, INC
3080 Presidential Drive, Atlanta GA 30340-3704
AES TEL.: (770) 457-8177 / TOLL-FREE (800) 972-4889 / FAX: (770) 457-8188

CHAIN OF CUSTODY

Work Order: 1501C34

Date: 6/10/15 Page 1 of 2

COMPANY: EPS. Inc

ADDRESS: 1050 Crown Pointe Parkway Suite 550 Atlanta, GA 30338

PHONE: 404-315-9113

FAX:

SAMPLED BY: William Crowe

SIGNATURE:

ANALYSIS REQUESTED

#	SAMPLE ID	SAMPLED DATE	SAMPLED TIME	Grab	Composite	Matrix (See codes)	VOC	SVOC	RCRA metals nickel, zinc, Hg	VOC	SVOC	RCRA metals Ni, Zn, Hg	REMARKS	No # of Containers
	PRESERVATION (See codes)						H+I	I	N+I	S+I	I	I		
1	15169 - SW-1	6/10/15	1313	X		SW	X	X	X					5
2	15169 - SW-2	6/10/15	1324	X		SW	X	X	X					5
3	15169 - SW-3	6/10/15	1334	X		SW	X	X	X					5
4	15161 - MW-1	6/10/15	1213	X		GW	X	X	X					5
5	15161 - MW-2	6/10/15	1016	X		GW	X	X	X					5
6	15160 - MW-3	6/9/15	1807	X		GW	X	X	X					5
7	15160 - MW-4	"	1433	X		GW	X	X	X					5
8	15160 - MW-5	"	1233	X		GW	X	X	X					5
9	15160 - MW-6	6/9/15	1013	X		GW	X	X	X					5
10	15169 - SD-1	6/10/15	1310	X		SE				X	X	X		5
11	15169 - SD-2	"	1320	X		SE				X	X	X		5
12	15169 - SD-3	6/10/15	1332	X		SE				X	X	X		5
13	15159 - SB-1-2	6/8/15	1717	X		SO				X	X	X		5
14	15160 - SB-2-2	6/9/15	0839	X		SO				X	X	X		5

Visit our website www.aesatlanta.com to check on the status of your results, place bottle orders, etc.

RELINQUISHED BY	DATE/TIME	RECEIVED BY	DATE/TIME
1:	6/11/15 0730	1: M. Karrani	6/11/15 7:30am
2:		2:	
3:		3:	

PROJECT INFORMATION

PROJECT NAME: PPC

PROJECT #:

SITE ADDRESS:

SEND REPORT TO: wcrowe@envplanning.com

INVOICE TO: (IF DIFFERENT FROM ABOVE)

QUOTE #: PO#:

RECEIPT

Total # of Containers: 70

Turnaround Time Request
- (●) Standard 5 Business Days
- ( ) 2 Business Day Rush
- ( ) Next Business Day Rush
- ( ) Same Day Rush (auth req.)
- ( ) Other

STATE PROGRAM (if any):

E-mail? Y / N; Fax? Y / N

DATA PACKAGE: I II III IV

SPECIAL INSTRUCTIONS/COMMENTS:

SHIPMENT METHOD

OUT / / VIA:

IN / / VIA:

(CLIENT) FedEx UPS MAIL COURIER

GREYHOUND OTHER

SAMPLES RECEIVED AFTER 3PM OR ON SATURDAY ARE CONSIDERED RECEIVED THE NEXT BUSINESS DAY. IF TURNAROUND TIME IS NOT INDICATED, AES WILL PROCEED WITH STANDARD TAT OF SAMPLES.
SAMPLES ARE DISPOSED 30 DAYS AFTER REPORT COMPLETION UNLESS OTHER ARRANGEMENTS ARE MADE.

MATRIX CODES: A = Air GW = Groundwater SE = Sediment SO = Soil SW = Surface Water W = Water (Blanks) DW = Drinking Water (Blanks) O = Other (specify) WW = Waste Water

PRESERVATIVE CODES: H+I = Hydrochloric acid + ice I = Ice only N = Nitric acid S+I = Sulfuric acid + ice S/M+I = Sodium Bisulfate/Methanol + ice O = Other (specify) NA = None

White Copy - Original; Yellow Copy - Client

ANALYTICAL ENVIRONMENTAL SERVICES, INC
3080 Presidential Drive, Atlanta GA 30340-3704
AES TEL.: (770) 457-8177 / TOLL-FREE (800) 972-4889 / FAX: (770) 457-8188

CHAIN OF CUSTODY

Work Order: 15160C34

Date: 6/10/15 Page 2 of 2

COMPANY: EPS, Inc

ADDRESS: 1050 Crown Pointe Parkway Suite 550 Atlanta, GA 30338

PHONE: 404-315-9113

FAX:

SAMPLED BY: William Crowe

SIGNATURE:

#	SAMPLE ID	SAMPLED DATE	SAMPLED TIME	Grab	Composite	Matrix (See codes)	VOC	SVOC	RCRA metals Ni, Zn, Hg	VOC	SVOC	TCLP metals Ni, Zn, Hg	No # of Containers
	PRESERVATION (See codes)						S/M+I	I	I	H+I	I	a	
1	15160 - SB - 3 - 2	6/9/15	0847	X		SO	X	X	X				5
2	15160 - SB - 4 - 2	6/9/15	0859	X		SO	X	X	X				5
3	15159 - SB - 5 - 2	6/8/15	1653	X		SO	X	X	X				5
4	15159 - SB - 6 - 2		1611	X		SO	X	X	X				5
5	15159 - SB - 7 - 2		1531	X		SO	X	X	X				5
6	15159 - SB - 8 - 2	6/8/15	1445	X		SO	X	X	X				5
7	15160 - SB - 9 - 2	6/9/15	0814	X		SO	X	X	X				5
8	15160 - SB - 10 - 2		0823	X		SO	X	X	X				5
9	15160 - SB - 11 - 2	6/9/15	0907	X		SO	X	X	X				5
10	15159 - SB - 12 - 2	6/8/15	1335	X		SO	X	X	X				5
11	15161 - Dup	6/10/15	—	X		GW				X	X	X	5
12	15161 - SD - 4		1341	X		SE	X	X	X				5
13	15161 - SW - 4	6/10/15	1345	X		SW				X	X	X	5
14	Trip Blank	6/5/15	—			W				X	X	X	2

ANALYSIS REQUESTED

REMARKS

Visit our website www.aesatlanta.com to check on the status of your results, place bottle orders, etc.

RELINQUISHED BY / DATE/TIME
1: 6/11/15 8730
2:
3:

RECEIVED BY / DATE/TIME
1: M Kararic 6/11/15 7:30am
2:
3:

PROJECT INFORMATION
PROJECT NAME: PPC
PROJECT #:
SITE ADDRESS:
SEND REPORT TO: wcrowe@enviplanning.com
INVOICE TO: (IF DIFFERENT FROM ABOVE)
QUOTE #: PO#:

RECEIPT
Total # of Containers: 65 67

Turnaround Time Request
- (●) Standard 5 Business Days
- ( ) 2 Business Day Rush
- ( ) Next Business Day Rush
- ( ) Same Day Rush (auth req.)
- ( ) Other

STATE PROGRAM (if any):
E-mail? Y / N; Fax? Y / N
DATA PACKAGE: I II III IV

SPECIAL INSTRUCTIONS/COMMENTS:
C = HNO3 + I

SHIPMENT METHOD
OUT / /
IN (CLIENT) FedEx UPS MAIL COURIER GREYHOUND OTHER

SAMPLES RECEIVED AFTER 3PM OR ON SATURDAY ARE CONSIDERED RECEIVED THE NEXT BUSINESS DAY. IF TURNAROUND TIME IS NOT INDICATED, AES WILL PROCEED WITH STANDARD TAT OF SAMPLES.
SAMPLES ARE DISPOSED 30 DAYS AFTER REPORT COMPLETION UNLESS OTHER ARRANGEMENTS ARE MADE.

MATRIX CODES: A = Air GW = Groundwater SE = Sediment SO = Soil SW = Surface Water W = Water (Blanks) DW = Drinking Water (Blanks) O = Other (specify) WW = Waste Water
PRESERVATIVE CODES: H+I = Hydrochloric acid + ice I = Ice only N = Nitric acid S+I = Sulfuric acid + ice S/M+I = Sodium Bisulfate/Methanol + ice O = Other (specify) NA = None

White Copy - Original; Yellow Copy - Client

Client: Environmental Planning Specialists, Inc.
Project: PPC
Lab ID: 1506C34

Case Narrative

Sample Receiving Nonconformance:

Sample information on the Chain of Custody did not match that of the containers received. COC indicates VOC, SVOC, and RCRA METALS (Ni Zn Hg) for trip blank sample; however, only 8 VOAHCL were received. Extra VOAHCL placed on hold.

Per Ben Crowe via email 6/12/2015, all samples should also be analyzed for Phosphorous by method SW6010C.

Volatile Organic Compounds Analysis by Method 8260B:

Percent recovery for the internal standard compound 1,4-Dichlorobenzene-d4 on samples 1506C34-011A, -012A, 016A,018A,-017A, -019A,020A & 024A was outside control limits biased low due to suspected matrix interference. All other internal standard recoveries were within control limits.

Percent recoveries for the internal standard compounds Pentafluorobenzene and 1,4-Dichlorobenzene-d4 on sample 1506C34-022A was outside control limits biased low due to suspected matrix interference. All other internal standard recoveries were within control limits.

Percent recoveries for the internal standard compounds Chlorobenzene-d5 and 1,4-Dichlorobenzene-d4 on samples 1506C34-010A &026A was outside control limits biased low due to suspected matrix interference. All other internal standard recoveries were within control limits.

Analytical Environmental Services, Inc **Date:** 19-Jun-15

Client:	Environmental Planning Specialists, Inc.	**Client Sample ID:**	15161-SW-1
Project Name:	PPC	**Collection Date:**	6/10/2015 1:13:00 PM
Lab ID:	1506C34-001	**Matrix:**	Surface Water

Analyses	Result	Reporting Limit	Qual	Units	BatchID	Dilution Factor	Date Analyzed	Analyst
TCL-SEMIVOLATILE ORGANICS SW8270D				**(SW3510C)**				
1,1´-Biphenyl	BRL	10		ug/L	208676	1	06/15/2015 19:05	YH
2,4,5-Trichlorophenol	BRL	25		ug/L	208676	1	06/15/2015 19:05	YH
2,4,6-Trichlorophenol	BRL	10		ug/L	208676	1	06/15/2015 19:05	YH
2,4-Dichlorophenol	BRL	10		ug/L	208676	1	06/15/2015 19:05	YH
2,4-Dimethylphenol	BRL	10		ug/L	208676	1	06/15/2015 19:05	YH
2,4-Dinitrophenol	BRL	25		ug/L	208676	1	06/15/2015 19:05	YH
2,4-Dinitrotoluene	BRL	10		ug/L	208676	1	06/15/2015 19:05	YH
2,6-Dinitrotoluene	BRL	10		ug/L	208676	1	06/15/2015 19:05	YH
2-Chloronaphthalene	BRL	10		ug/L	208676	1	06/15/2015 19:05	YH
2-Chlorophenol	BRL	10		ug/L	208676	1	06/15/2015 19:05	YH
2-Methylnaphthalene	BRL	10		ug/L	208676	1	06/15/2015 19:05	YH
2-Methylphenol	BRL	10		ug/L	208676	1	06/15/2015 19:05	YH
2-Nitroaniline	BRL	25		ug/L	208676	1	06/15/2015 19:05	YH
2-Nitrophenol	BRL	10		ug/L	208676	1	06/15/2015 19:05	YH
3,3´-Dichlorobenzidine	BRL	10		ug/L	208676	1	06/15/2015 19:05	YH
3-Nitroaniline	BRL	25		ug/L	208676	1	06/15/2015 19:05	YH
4,6-Dinitro-2-methylphenol	BRL	25		ug/L	208676	1	06/15/2015 19:05	YH
4-Bromophenyl phenyl ether	BRL	10		ug/L	208676	1	06/15/2015 19:05	YH
4-Chloro-3-methylphenol	BRL	10		ug/L	208676	1	06/15/2015 19:05	YH
4-Chloroaniline	BRL	10		ug/L	208676	1	06/15/2015 19:05	YH
4-Chlorophenyl phenyl ether	BRL	10		ug/L	208676	1	06/15/2015 19:05	YH
4-Methylphenol	BRL	10		ug/L	208676	1	06/15/2015 19:05	YH
4-Nitroaniline	BRL	25		ug/L	208676	1	06/15/2015 19:05	YH
4-Nitrophenol	BRL	25		ug/L	208676	1	06/15/2015 19:05	YH
Acenaphthene	BRL	10		ug/L	208676	1	06/15/2015 19:05	YH
Acenaphthylene	BRL	10		ug/L	208676	1	06/15/2015 19:05	YH
Acetophenone	BRL	10		ug/L	208676	1	06/15/2015 19:05	YH
Anthracene	BRL	10		ug/L	208676	1	06/15/2015 19:05	YH
Atrazine	BRL	10		ug/L	208676	1	06/15/2015 19:05	YH
Benz(a)anthracene	BRL	10		ug/L	208676	1	06/15/2015 19:05	YH
Benzaldehyde	BRL	10		ug/L	208676	1	06/15/2015 19:05	YH
Benzo(a)pyrene	BRL	10		ug/L	208676	1	06/15/2015 19:05	YH
Benzo(b)fluoranthene	BRL	10		ug/L	208676	1	06/15/2015 19:05	YH
Benzo(g,h,i)perylene	BRL	10		ug/L	208676	1	06/15/2015 19:05	YH
Benzo(k)fluoranthene	BRL	10		ug/L	208676	1	06/15/2015 19:05	YH
Bis(2-chloroethoxy)methane	BRL	10		ug/L	208676	1	06/15/2015 19:05	YH
Bis(2-chloroethyl)ether	BRL	10		ug/L	208676	1	06/15/2015 19:05	YH
Bis(2-chloroisopropyl)ether	BRL	10		ug/L	208676	1	06/15/2015 19:05	YH
Bis(2-ethylhexyl)phthalate	BRL	10		ug/L	208676	1	06/15/2015 19:05	YH
Butyl benzyl phthalate	BRL	10		ug/L	208676	1	06/15/2015 19:05	YH
Caprolactam	BRL	10		ug/L	208676	1	06/15/2015 19:05	YH

Qualifiers:

- * Value exceeds maximum contaminant level
- BRL Below reporting limit
- H Holding times for preparation or analysis exceeded
- N Analyte not NELAC certified
- B Analyte detected in the associated method blank
- > Greater than Result value
- E Estimated (value above quantitation range)
- S Spike Recovery outside limits due to matrix
- Narr See case narrative
- NC Not confirmed
- < Less than Result value
- J Estimated value detected below Reporting Limit

Analytical Environmental Services, Inc **Date:** 19-Jun-15

Client:	Environmental Planning Specialists, Inc.	**Client Sample ID:**	15161-SW-1
Project Name:	PPC	**Collection Date:**	6/10/2015 1:13:00 PM
Lab ID:	1506C34-001	**Matrix:**	Surface Water

Analyses	Result	Reporting Limit	Qual	Units	BatchID	Dilution Factor	Date Analyzed	Analyst
TCL-SEMIVOLATILE ORGANICS SW8270D				**(SW3510C)**				
Carbazole	BRL	10		ug/L	208676	1	06/15/2015 19:05	YH
Chrysene	BRL	10		ug/L	208676	1	06/15/2015 19:05	YH
Di-n-butyl phthalate	BRL	10		ug/L	208676	1	06/15/2015 19:05	YH
Di-n-octyl phthalate	BRL	10		ug/L	208676	1	06/15/2015 19:05	YH
Dibenz(a,h)anthracene	BRL	10		ug/L	208676	1	06/15/2015 19:05	YH
Dibenzofuran	BRL	10		ug/L	208676	1	06/15/2015 19:05	YH
Diethyl phthalate	BRL	10		ug/L	208676	1	06/15/2015 19:05	YH
Dimethyl phthalate	BRL	10		ug/L	208676	1	06/15/2015 19:05	YH
Fluoranthene	BRL	10		ug/L	208676	1	06/15/2015 19:05	YH
Fluorene	BRL	10		ug/L	208676	1	06/15/2015 19:05	YH
Hexachlorobenzene	BRL	10		ug/L	208676	1	06/15/2015 19:05	YH
Hexachlorobutadiene	BRL	10		ug/L	208676	1	06/15/2015 19:05	YH
Hexachlorocyclopentadiene	BRL	10		ug/L	208676	1	06/15/2015 19:05	YH
Hexachloroethane	BRL	10		ug/L	208676	1	06/15/2015 19:05	YH
Indeno(1,2,3-cd)pyrene	BRL	10		ug/L	208676	1	06/15/2015 19:05	YH
Isophorone	BRL	10		ug/L	208676	1	06/15/2015 19:05	YH
N-Nitrosodi-n-propylamine	BRL	10		ug/L	208676	1	06/15/2015 19:05	YH
N-Nitrosodiphenylamine	BRL	10		ug/L	208676	1	06/15/2015 19:05	YH
Naphthalene	BRL	10		ug/L	208676	1	06/15/2015 19:05	YH
Nitrobenzene	BRL	10		ug/L	208676	1	06/15/2015 19:05	YH
Pentachlorophenol	BRL	25		ug/L	208676	1	06/15/2015 19:05	YH
Phenanthrene	BRL	10		ug/L	208676	1	06/15/2015 19:05	YH
Phenol	BRL	10		ug/L	208676	1	06/15/2015 19:05	YH
Pyrene	BRL	10		ug/L	208676	1	06/15/2015 19:05	YH
Surr: 2,4,6-Tribromophenol	90.6	52-133		%REC	208676	1	06/15/2015 19:05	YH
Surr: 2-Fluorobiphenyl	86.4	50-121		%REC	208676	1	06/15/2015 19:05	YH
Surr: 2-Fluorophenol	54.1	27.5-120		%REC	208676	1	06/15/2015 19:05	YH
Surr: 4-Terphenyl-d14	81.5	46.3-137		%REC	208676	1	06/15/2015 19:05	YH
Surr: Nitrobenzene-d5	76.8	41.2-121		%REC	208676	1	06/15/2015 19:05	YH
Surr: Phenol-d5	40.7	14.3-120		%REC	208676	1	06/15/2015 19:05	YH
TCL VOLATILE ORGANICS SW8260B				**(SW5030B)**				
1,1,1-Trichloroethane	BRL	5.0		ug/L	208771	1	06/13/2015 16:21	GK
1,1,2,2-Tetrachloroethane	BRL	5.0		ug/L	208771	1	06/13/2015 16:21	GK
1,1,2-Trichloroethane	BRL	5.0		ug/L	208771	1	06/13/2015 16:21	GK
1,1-Dichloroethane	BRL	5.0		ug/L	208771	1	06/13/2015 16:21	GK
1,1-Dichloroethene	BRL	5.0		ug/L	208771	1	06/13/2015 16:21	GK
1,2,4-Trichlorobenzene	BRL	5.0		ug/L	208771	1	06/13/2015 16:21	GK
1,2-Dibromo-3-chloropropane	BRL	5.0		ug/L	208771	1	06/13/2015 16:21	GK
1,2-Dibromoethane	BRL	5.0		ug/L	208771	1	06/13/2015 16:21	GK
1,2-Dichlorobenzene	BRL	5.0		ug/L	208771	1	06/13/2015 16:21	GK

Qualifiers:

- * Value exceeds maximum contaminant level
- BRL Below reporting limit
- H Holding times for preparation or analysis exceeded
- N Analyte not NELAC certified
- B Analyte detected in the associated method blank
- > Greater than Result value
- E Estimated (value above quantitation range)
- S Spike Recovery outside limits due to matrix
- Narr See case narrative
- NC Not confirmed
- < Less than Result value
- J Estimated value detected below Reporting Limit

Analytical Environmental Services, Inc **Date:** 19-Jun-15

Client:	Environmental Planning Specialists, Inc.	**Client Sample ID:**	15161-SW-1
Project Name:	PPC	**Collection Date:**	6/10/2015 1:13:00 PM
Lab ID:	1506C34-001	**Matrix:**	Surface Water

Analyses	Result	Reporting Limit	Qual	Units	BatchID	Dilution Factor	Date Analyzed	Analyst
TCL VOLATILE ORGANICS SW8260B				**(SW5030B)**				
1,2-Dichloroethane	BRL	5.0		ug/L	208771	1	06/13/2015 16:21	GK
1,2-Dichloropropane	BRL	5.0		ug/L	208771	1	06/13/2015 16:21	GK
1,3-Dichlorobenzene	BRL	5.0		ug/L	208771	1	06/13/2015 16:21	GK
1,4-Dichlorobenzene	BRL	5.0		ug/L	208771	1	06/13/2015 16:21	GK
2-Butanone	BRL	50		ug/L	208771	1	06/13/2015 16:21	GK
2-Hexanone	BRL	10		ug/L	208771	1	06/13/2015 16:21	GK
4-Methyl-2-pentanone	BRL	10		ug/L	208771	1	06/13/2015 16:21	GK
Acetone	BRL	50		ug/L	208771	1	06/13/2015 16:21	GK
Benzene	BRL	5.0		ug/L	208771	1	06/13/2015 16:21	GK
Bromodichloromethane	BRL	5.0		ug/L	208771	1	06/13/2015 16:21	GK
Bromoform	BRL	5.0		ug/L	208771	1	06/13/2015 16:21	GK
Bromomethane	BRL	5.0		ug/L	208771	1	06/13/2015 16:21	GK
Carbon disulfide	BRL	5.0		ug/L	208771	1	06/13/2015 16:21	GK
Carbon tetrachloride	BRL	5.0		ug/L	208771	1	06/13/2015 16:21	GK
Chlorobenzene	BRL	5.0		ug/L	208771	1	06/13/2015 16:21	GK
Chloroethane	BRL	10		ug/L	208771	1	06/13/2015 16:21	GK
Chloroform	BRL	5.0		ug/L	208771	1	06/13/2015 16:21	GK
Chloromethane	BRL	10		ug/L	208771	1	06/13/2015 16:21	GK
cis-1,2-Dichloroethene	BRL	5.0		ug/L	208771	1	06/13/2015 16:21	GK
cis-1,3-Dichloropropene	BRL	5.0		ug/L	208771	1	06/13/2015 16:21	GK
Cyclohexane	BRL	5.0		ug/L	208771	1	06/13/2015 16:21	GK
Dibromochloromethane	BRL	5.0		ug/L	208771	1	06/13/2015 16:21	GK
Dichlorodifluoromethane	BRL	10		ug/L	208771	1	06/13/2015 16:21	GK
Ethylbenzene	BRL	5.0		ug/L	208771	1	06/13/2015 16:21	GK
Freon-113	BRL	10		ug/L	208771	1	06/13/2015 16:21	GK
Isopropylbenzene	BRL	5.0		ug/L	208771	1	06/13/2015 16:21	GK
m,p-Xylene	BRL	5.0		ug/L	208771	1	06/13/2015 16:21	GK
Methyl acetate	BRL	5.0		ug/L	208771	1	06/13/2015 16:21	GK
Methyl tert-butyl ether	BRL	5.0		ug/L	208771	1	06/13/2015 16:21	GK
Methylcyclohexane	BRL	5.0		ug/L	208771	1	06/13/2015 16:21	GK
Methylene chloride	BRL	5.0		ug/L	208771	1	06/13/2015 16:21	GK
o-Xylene	BRL	5.0		ug/L	208771	1	06/13/2015 16:21	GK
Styrene	BRL	5.0		ug/L	208771	1	06/13/2015 16:21	GK
Tetrachloroethene	BRL	5.0		ug/L	208771	1	06/13/2015 16:21	GK
Toluene	BRL	5.0		ug/L	208771	1	06/13/2015 16:21	GK
trans-1,2-Dichloroethene	BRL	5.0		ug/L	208771	1	06/13/2015 16:21	GK
trans-1,3-Dichloropropene	BRL	5.0		ug/L	208771	1	06/13/2015 16:21	GK
Trichloroethene	BRL	5.0		ug/L	208771	1	06/13/2015 16:21	GK
Trichlorofluoromethane	BRL	5.0		ug/L	208771	1	06/13/2015 16:21	GK
Vinyl chloride	BRL	2.0		ug/L	208771	1	06/13/2015 16:21	GK
Surr: 4-Bromofluorobenzene	95.9	70.6-123		%REC	208771	1	06/13/2015 16:21	GK

Qualifiers:

*	Value exceeds maximum contaminant level	E	Estimated (value above quantitation range)
BRL	Below reporting limit	S	Spike Recovery outside limits due to matrix
H	Holding times for preparation or analysis exceeded	Narr	See case narrative
N	Analyte not NELAC certified	NC	Not confirmed
B	Analyte detected in the associated method blank	<	Less than Result value
>	Greater than Result value	J	Estimated value detected below Reporting Limit

Analytical Environmental Services, Inc **Date:** 19-Jun-15

Client:	Environmental Planning Specialists, Inc.	**Client Sample ID:**	15161-SW-1
Project Name:	PPC	**Collection Date:**	6/10/2015 1:13:00 PM
Lab ID:	1506C34-001	**Matrix:**	Surface Water

Analyses	Result	Reporting Limit	Qual	Units	BatchID	Dilution Factor	Date Analyzed	Analyst
TCL VOLATILE ORGANICS SW8260B				**(SW5030B)**				
Surr: Dibromofluoromethane	102	78.7-124		%REC	208771	1	06/13/2015 16:21	GK
Surr: Toluene-d8	103	81.3-120		%REC	208771	1	06/13/2015 16:21	GK
Mercury, Total SW7470A				**(SW7470A)**				
Mercury	BRL	0.00020		mg/L	208854	1	06/16/2015 13:46	TA
METALS, TOTAL SW6010C				**(SW3010A)**				
Arsenic	BRL	0.0500		mg/L	208701	1	06/15/2015 12:19	IO
Barium	0.0457	0.0200		mg/L	208701	1	06/15/2015 12:19	IO
Cadmium	BRL	0.0050		mg/L	208701	1	06/15/2015 12:19	IO
Chromium	0.0178	0.0100		mg/L	208701	1	06/15/2015 12:19	IO
Lead	BRL	0.0100		mg/L	208701	1	06/15/2015 12:19	IO
Nickel	BRL	0.0200		mg/L	208701	1	06/15/2015 12:19	IO
Phosphorus	0.197	0.100		mg/L	208701	1	06/18/2015 13:18	IO
Selenium	BRL	0.0200		mg/L	208701	1	06/15/2015 12:19	IO
Silver	BRL	0.0100		mg/L	208701	1	06/15/2015 12:19	IO
Zinc	0.0370	0.0200		mg/L	208701	1	06/15/2015 12:19	IO

Qualifiers:

- * Value exceeds maximum contaminant level
- BRL Below reporting limit
- H Holding times for preparation or analysis exceeded
- N Analyte not NELAC certified
- B Analyte detected in the associated method blank
- > Greater than Result value
- E Estimated (value above quantitation range)
- S Spike Recovery outside limits due to matrix
- Narr See case narrative
- NC Not confirmed
- < Less than Result value
- J Estimated value detected below Reporting Limit

Analytical Environmental Services, Inc **Date:** 19-Jun-15

Client:	Environmental Planning Specialists, Inc.	**Client Sample ID:**	15161-SW-2
Project Name:	PPC	**Collection Date:**	6/10/2015 1:24:00 PM
Lab ID:	1506C34-002	**Matrix:**	Surface Water

Analyses	Result	Reporting Limit	Qual	Units	BatchID	Dilution Factor	Date Analyzed	Analyst
TCL-SEMIVOLATILE ORGANICS SW8270D				**(SW3510C)**				
1,1′-Biphenyl	BRL	10		ug/L	208676	1	06/15/2015 19:31	YH
2,4,5-Trichlorophenol	BRL	25		ug/L	208676	1	06/15/2015 19:31	YH
2,4,6-Trichlorophenol	BRL	10		ug/L	208676	1	06/15/2015 19:31	YH
2,4-Dichlorophenol	BRL	10		ug/L	208676	1	06/15/2015 19:31	YH
2,4-Dimethylphenol	BRL	10		ug/L	208676	1	06/15/2015 19:31	YH
2,4-Dinitrophenol	BRL	25		ug/L	208676	1	06/15/2015 19:31	YH
2,4-Dinitrotoluene	BRL	10		ug/L	208676	1	06/15/2015 19:31	YH
2,6-Dinitrotoluene	BRL	10		ug/L	208676	1	06/15/2015 19:31	YH
2-Chloronaphthalene	BRL	10		ug/L	208676	1	06/15/2015 19:31	YH
2-Chlorophenol	BRL	10		ug/L	208676	1	06/15/2015 19:31	YH
2-Methylnaphthalene	BRL	10		ug/L	208676	1	06/15/2015 19:31	YH
2-Methylphenol	BRL	10		ug/L	208676	1	06/15/2015 19:31	YH
2-Nitroaniline	BRL	25		ug/L	208676	1	06/15/2015 19:31	YH
2-Nitrophenol	BRL	10		ug/L	208676	1	06/15/2015 19:31	YH
3,3′-Dichlorobenzidine	BRL	10		ug/L	208676	1	06/15/2015 19:31	YH
3-Nitroaniline	BRL	25		ug/L	208676	1	06/15/2015 19:31	YH
4,6-Dinitro-2-methylphenol	BRL	25		ug/L	208676	1	06/15/2015 19:31	YH
4-Bromophenyl phenyl ether	BRL	10		ug/L	208676	1	06/15/2015 19:31	YH
4-Chloro-3-methylphenol	BRL	10		ug/L	208676	1	06/15/2015 19:31	YH
4-Chloroaniline	BRL	10		ug/L	208676	1	06/15/2015 19:31	YH
4-Chlorophenyl phenyl ether	BRL	10		ug/L	208676	1	06/15/2015 19:31	YH
4-Methylphenol	BRL	10		ug/L	208676	1	06/15/2015 19:31	YH
4-Nitroaniline	BRL	25		ug/L	208676	1	06/15/2015 19:31	YH
4-Nitrophenol	BRL	25		ug/L	208676	1	06/15/2015 19:31	YH
Acenaphthene	BRL	10		ug/L	208676	1	06/15/2015 19:31	YH
Acenaphthylene	BRL	10		ug/L	208676	1	06/15/2015 19:31	YH
Acetophenone	BRL	10		ug/L	208676	1	06/15/2015 19:31	YH
Anthracene	BRL	10		ug/L	208676	1	06/15/2015 19:31	YH
Atrazine	BRL	10		ug/L	208676	1	06/15/2015 19:31	YH
Benz(a)anthracene	BRL	10		ug/L	208676	1	06/15/2015 19:31	YH
Benzaldehyde	BRL	10		ug/L	208676	1	06/15/2015 19:31	YH
Benzo(a)pyrene	BRL	10		ug/L	208676	1	06/15/2015 19:31	YH
Benzo(b)fluoranthene	BRL	10		ug/L	208676	1	06/15/2015 19:31	YH
Benzo(g,h,i)perylene	BRL	10		ug/L	208676	1	06/15/2015 19:31	YH
Benzo(k)fluoranthene	BRL	10		ug/L	208676	1	06/15/2015 19:31	YH
Bis(2-chloroethoxy)methane	BRL	10		ug/L	208676	1	06/15/2015 19:31	YH
Bis(2-chloroethyl)ether	BRL	10		ug/L	208676	1	06/15/2015 19:31	YH
Bis(2-chloroisopropyl)ether	BRL	10		ug/L	208676	1	06/15/2015 19:31	YH
Bis(2-ethylhexyl)phthalate	BRL	10		ug/L	208676	1	06/15/2015 19:31	YH
Butyl benzyl phthalate	BRL	10		ug/L	208676	1	06/15/2015 19:31	YH
Caprolactam	BRL	10		ug/L	208676	1	06/15/2015 19:31	YH

Qualifiers:

- * Value exceeds maximum contaminant level
- BRL Below reporting limit
- H Holding times for preparation or analysis exceeded
- N Analyte not NELAC certified
- B Analyte detected in the associated method blank
- > Greater than Result value
- E Estimated (value above quantitation range)
- S Spike Recovery outside limits due to matrix
- Narr See case narrative
- NC Not confirmed
- < Less than Result value
- J Estimated value detected below Reporting Limit

Analytical Environmental Services, Inc **Date:** 19-Jun-15

Client:	Environmental Planning Specialists, Inc.	**Client Sample ID:**	15161-SW-2
Project Name:	PPC	**Collection Date:**	6/10/2015 1:24:00 PM
Lab ID:	1506C34-002	**Matrix:**	Surface Water

Analyses	Result	Reporting Limit	Qual	Units	BatchID	Dilution Factor	Date Analyzed	Analyst
TCL-SEMIVOLATILE ORGANICS SW8270D				**(SW3510C)**				
Carbazole	BRL	10		ug/L	208676	1	06/15/2015 19:31	YH
Chrysene	BRL	10		ug/L	208676	1	06/15/2015 19:31	YH
Di-n-butyl phthalate	BRL	10		ug/L	208676	1	06/15/2015 19:31	YH
Di-n-octyl phthalate	BRL	10		ug/L	208676	1	06/15/2015 19:31	YH
Dibenz(a,h)anthracene	BRL	10		ug/L	208676	1	06/15/2015 19:31	YH
Dibenzofuran	BRL	10		ug/L	208676	1	06/15/2015 19:31	YH
Diethyl phthalate	BRL	10		ug/L	208676	1	06/15/2015 19:31	YH
Dimethyl phthalate	BRL	10		ug/L	208676	1	06/15/2015 19:31	YH
Fluoranthene	BRL	10		ug/L	208676	1	06/15/2015 19:31	YH
Fluorene	BRL	10		ug/L	208676	1	06/15/2015 19:31	YH
Hexachlorobenzene	BRL	10		ug/L	208676	1	06/15/2015 19:31	YH
Hexachlorobutadiene	BRL	10		ug/L	208676	1	06/15/2015 19:31	YH
Hexachlorocyclopentadiene	BRL	10		ug/L	208676	1	06/15/2015 19:31	YH
Hexachloroethane	BRL	10		ug/L	208676	1	06/15/2015 19:31	YH
Indeno(1,2,3-cd)pyrene	BRL	10		ug/L	208676	1	06/15/2015 19:31	YH
Isophorone	BRL	10		ug/L	208676	1	06/15/2015 19:31	YH
N-Nitrosodi-n-propylamine	BRL	10		ug/L	208676	1	06/15/2015 19:31	YH
N-Nitrosodiphenylamine	BRL	10		ug/L	208676	1	06/15/2015 19:31	YH
Naphthalene	BRL	10		ug/L	208676	1	06/15/2015 19:31	YH
Nitrobenzene	BRL	10		ug/L	208676	1	06/15/2015 19:31	YH
Pentachlorophenol	BRL	25		ug/L	208676	1	06/15/2015 19:31	YH
Phenanthrene	BRL	10		ug/L	208676	1	06/15/2015 19:31	YH
Phenol	BRL	10		ug/L	208676	1	06/15/2015 19:31	YH
Pyrene	BRL	10		ug/L	208676	1	06/15/2015 19:31	YH
Surr: 2,4,6-Tribromophenol	87.1	52-133		%REC	208676	1	06/15/2015 19:31	YH
Surr: 2-Fluorobiphenyl	85.2	50-121		%REC	208676	1	06/15/2015 19:31	YH
Surr: 2-Fluorophenol	46.7	27.5-120		%REC	208676	1	06/15/2015 19:31	YH
Surr: 4-Terphenyl-d14	72.7	46.3-137		%REC	208676	1	06/15/2015 19:31	YH
Surr: Nitrobenzene-d5	73.7	41.2-121		%REC	208676	1	06/15/2015 19:31	YH
Surr: Phenol-d5	35.1	14.3-120		%REC	208676	1	06/15/2015 19:31	YH
TCL VOLATILE ORGANICS SW8260B				**(SW5030B)**				
1,1,1-Trichloroethane	BRL	5.0		ug/L	208771	1	06/13/2015 16:45	GK
1,1,2,2-Tetrachloroethane	BRL	5.0		ug/L	208771	1	06/13/2015 16:45	GK
1,1,2-Trichloroethane	BRL	5.0		ug/L	208771	1	06/13/2015 16:45	GK
1,1-Dichloroethane	BRL	5.0		ug/L	208771	1	06/13/2015 16:45	GK
1,1-Dichloroethene	BRL	5.0		ug/L	208771	1	06/13/2015 16:45	GK
1,2,4-Trichlorobenzene	BRL	5.0		ug/L	208771	1	06/13/2015 16:45	GK
1,2-Dibromo-3-chloropropane	BRL	5.0		ug/L	208771	1	06/13/2015 16:45	GK
1,2-Dibromoethane	BRL	5.0		ug/L	208771	1	06/13/2015 16:45	GK
1,2-Dichlorobenzene	BRL	5.0		ug/L	208771	1	06/13/2015 16:45	GK

Qualifiers:

- * Value exceeds maximum contaminant level
- BRL Below reporting limit
- H Holding times for preparation or analysis exceeded
- N Analyte not NELAC certified
- B Analyte detected in the associated method blank
- > Greater than Result value
- E Estimated (value above quantitation range)
- S Spike Recovery outside limits due to matrix
- Narr See case narrative
- NC Not confirmed
- < Less than Result value
- J Estimated value detected below Reporting Limit

Analytical Environmental Services, Inc **Date:** 19-Jun-15

Client:	Environmental Planning Specialists, Inc.	**Client Sample ID:**	15161-SW-2
Project Name:	PPC	**Collection Date:**	6/10/2015 1:24:00 PM
Lab ID:	1506C34-002	**Matrix:**	Surface Water

Analyses	Result	Reporting Limit	Qual	Units	BatchID	Dilution Factor	Date Analyzed	Analyst
TCL VOLATILE ORGANICS SW8260B				**(SW5030B)**				
1,2-Dichloroethane	BRL	5.0		ug/L	208771	1	06/13/2015 16:45	GK
1,2-Dichloropropane	BRL	5.0		ug/L	208771	1	06/13/2015 16:45	GK
1,3-Dichlorobenzene	BRL	5.0		ug/L	208771	1	06/13/2015 16:45	GK
1,4-Dichlorobenzene	BRL	5.0		ug/L	208771	1	06/13/2015 16:45	GK
2-Butanone	BRL	50		ug/L	208771	1	06/13/2015 16:45	GK
2-Hexanone	BRL	10		ug/L	208771	1	06/13/2015 16:45	GK
4-Methyl-2-pentanone	BRL	10		ug/L	208771	1	06/13/2015 16:45	GK
Acetone	BRL	50		ug/L	208771	1	06/13/2015 16:45	GK
Benzene	BRL	5.0		ug/L	208771	1	06/13/2015 16:45	GK
Bromodichloromethane	BRL	5.0		ug/L	208771	1	06/13/2015 16:45	GK
Bromoform	BRL	5.0		ug/L	208771	1	06/13/2015 16:45	GK
Bromomethane	BRL	5.0		ug/L	208771	1	06/13/2015 16:45	GK
Carbon disulfide	BRL	5.0		ug/L	208771	1	06/13/2015 16:45	GK
Carbon tetrachloride	BRL	5.0		ug/L	208771	1	06/13/2015 16:45	GK
Chlorobenzene	BRL	5.0		ug/L	208771	1	06/13/2015 16:45	GK
Chloroethane	BRL	10		ug/L	208771	1	06/13/2015 16:45	GK
Chloroform	BRL	5.0		ug/L	208771	1	06/13/2015 16:45	GK
Chloromethane	BRL	10		ug/L	208771	1	06/13/2015 16:45	GK
cis-1,2-Dichloroethene	BRL	5.0		ug/L	208771	1	06/13/2015 16:45	GK
cis-1,3-Dichloropropene	BRL	5.0		ug/L	208771	1	06/13/2015 16:45	GK
Cyclohexane	BRL	5.0		ug/L	208771	1	06/13/2015 16:45	GK
Dibromochloromethane	BRL	5.0		ug/L	208771	1	06/13/2015 16:45	GK
Dichlorodifluoromethane	BRL	10		ug/L	208771	1	06/13/2015 16:45	GK
Ethylbenzene	BRL	5.0		ug/L	208771	1	06/13/2015 16:45	GK
Freon-113	BRL	10		ug/L	208771	1	06/13/2015 16:45	GK
Isopropylbenzene	BRL	5.0		ug/L	208771	1	06/13/2015 16:45	GK
m,p-Xylene	BRL	5.0		ug/L	208771	1	06/13/2015 16:45	GK
Methyl acetate	BRL	5.0		ug/L	208771	1	06/13/2015 16:45	GK
Methyl tert-butyl ether	BRL	5.0		ug/L	208771	1	06/13/2015 16:45	GK
Methylcyclohexane	BRL	5.0		ug/L	208771	1	06/13/2015 16:45	GK
Methylene chloride	BRL	5.0		ug/L	208771	1	06/13/2015 16:45	GK
o-Xylene	BRL	5.0		ug/L	208771	1	06/13/2015 16:45	GK
Styrene	BRL	5.0		ug/L	208771	1	06/13/2015 16:45	GK
Tetrachloroethene	BRL	5.0		ug/L	208771	1	06/13/2015 16:45	GK
Toluene	BRL	5.0		ug/L	208771	1	06/13/2015 16:45	GK
trans-1,2-Dichloroethene	BRL	5.0		ug/L	208771	1	06/13/2015 16:45	GK
trans-1,3-Dichloropropene	BRL	5.0		ug/L	208771	1	06/13/2015 16:45	GK
Trichloroethene	BRL	5.0		ug/L	208771	1	06/13/2015 16:45	GK
Trichlorofluoromethane	BRL	5.0		ug/L	208771	1	06/13/2015 16:45	GK
Vinyl chloride	BRL	2.0		ug/L	208771	1	06/13/2015 16:45	GK
Surr: 4-Bromofluorobenzene	95.7	70.6-123		%REC	208771	1	06/13/2015 16:45	GK

Qualifiers:

- * Value exceeds maximum contaminant level
- BRL Below reporting limit
- H Holding times for preparation or analysis exceeded
- N Analyte not NELAC certified
- B Analyte detected in the associated method blank
- > Greater than Result value
- E Estimated (value above quantitation range)
- S Spike Recovery outside limits due to matrix
- Narr See case narrative
- NC Not confirmed
- < Less than Result value
- J Estimated value detected below Reporting Limit

Analytical Environmental Services, Inc **Date:** 19-Jun-15

Client:	Environmental Planning Specialists, Inc.	**Client Sample ID:**	15161-SW-2
Project Name:	PPC	**Collection Date:**	6/10/2015 1:24:00 PM
Lab ID:	1506C34-002	**Matrix:**	Surface Water

Analyses	Result	Reporting Limit	Qual	Units	BatchID	Dilution Factor	Date Analyzed	Analyst
TCL VOLATILE ORGANICS SW8260B				**(SW5030B)**				
Surr: Dibromofluoromethane	104	78.7-124		%REC	208771	1	06/13/2015 16:45	GK
Surr: Toluene-d8	106	81.3-120		%REC	208771	1	06/13/2015 16:45	GK
Mercury, Total SW7470A				**(SW7470A)**				
Mercury	BRL	0.00020		mg/L	208854	1	06/16/2015 13:47	TA
METALS, TOTAL SW6010C				**(SW3010A)**				
Arsenic	BRL	0.0500		mg/L	208701	1	06/15/2015 19:00	IO
Barium	0.0378	0.0200		mg/L	208701	1	06/15/2015 19:00	IO
Cadmium	BRL	0.0050		mg/L	208701	1	06/15/2015 19:00	IO
Chromium	BRL	0.0100		mg/L	208701	1	06/15/2015 19:00	IO
Lead	BRL	0.0100		mg/L	208701	1	06/15/2015 19:00	IO
Nickel	BRL	0.0200		mg/L	208701	1	06/15/2015 19:00	IO
Phosphorus	0.216	0.100		mg/L	208701	1	06/18/2015 13:37	IO
Potassium	7.29	0.500		mg/L	208701	1	06/15/2015 19:00	IO
Selenium	BRL	0.0200		mg/L	208701	1	06/15/2015 19:00	IO
Vanadium	BRL	0.0100		mg/L	208701	1	06/15/2015 19:00	IO
Zinc	0.0235	0.0200		mg/L	208701	1	06/15/2015 19:00	IO

Qualifiers:

- * Value exceeds maximum contaminant level
- BRL Below reporting limit
- H Holding times for preparation or analysis exceeded
- N Analyte not NELAC certified
- B Analyte detected in the associated method blank
- > Greater than Result value
- E Estimated (value above quantitation range)
- S Spike Recovery outside limits due to matrix
- Narr See case narrative
- NC Not confirmed
- < Less than Result value
- J Estimated value detected below Reporting Limit

Analytical Environmental Services, Inc **Date:** 19-Jun-15

Client:	Environmental Planning Specialists, Inc.	**Client Sample ID:**	15161-SW-3
Project Name:	PPC	**Collection Date:**	6/10/2015 1:34:00 PM
Lab ID:	1506C34-003	**Matrix:**	Surface Water

Analyses	Result	Reporting Limit	Qual	Units	BatchID	Dilution Factor	Date Analyzed	Analyst
TCL-SEMIVOLATILE ORGANICS SW8270D				**(SW3510C)**				
1,1´-Biphenyl	BRL	10		ug/L	208676	1	06/15/2015 19:56	YH
2,4,5-Trichlorophenol	BRL	25		ug/L	208676	1	06/15/2015 19:56	YH
2,4,6-Trichlorophenol	BRL	10		ug/L	208676	1	06/15/2015 19:56	YH
2,4-Dichlorophenol	BRL	10		ug/L	208676	1	06/15/2015 19:56	YH
2,4-Dimethylphenol	BRL	10		ug/L	208676	1	06/15/2015 19:56	YH
2,4-Dinitrophenol	BRL	25		ug/L	208676	1	06/15/2015 19:56	YH
2,4-Dinitrotoluene	BRL	10		ug/L	208676	1	06/15/2015 19:56	YH
2,6-Dinitrotoluene	BRL	10		ug/L	208676	1	06/15/2015 19:56	YH
2-Chloronaphthalene	BRL	10		ug/L	208676	1	06/15/2015 19:56	YH
2-Chlorophenol	BRL	10		ug/L	208676	1	06/15/2015 19:56	YH
2-Methylnaphthalene	BRL	10		ug/L	208676	1	06/15/2015 19:56	YH
2-Methylphenol	BRL	10		ug/L	208676	1	06/15/2015 19:56	YH
2-Nitroaniline	BRL	25		ug/L	208676	1	06/15/2015 19:56	YH
2-Nitrophenol	BRL	10		ug/L	208676	1	06/15/2015 19:56	YH
3,3´-Dichlorobenzidine	BRL	10		ug/L	208676	1	06/15/2015 19:56	YH
3-Nitroaniline	BRL	25		ug/L	208676	1	06/15/2015 19:56	YH
4,6-Dinitro-2-methylphenol	BRL	25		ug/L	208676	1	06/15/2015 19:56	YH
4-Bromophenyl phenyl ether	BRL	10		ug/L	208676	1	06/15/2015 19:56	YH
4-Chloro-3-methylphenol	BRL	10		ug/L	208676	1	06/15/2015 19:56	YH
4-Chloroaniline	BRL	10		ug/L	208676	1	06/15/2015 19:56	YH
4-Chlorophenyl phenyl ether	BRL	10		ug/L	208676	1	06/15/2015 19:56	YH
4-Methylphenol	BRL	10		ug/L	208676	1	06/15/2015 19:56	YH
4-Nitroaniline	BRL	25		ug/L	208676	1	06/15/2015 19:56	YH
4-Nitrophenol	BRL	25		ug/L	208676	1	06/15/2015 19:56	YH
Acenaphthene	BRL	10		ug/L	208676	1	06/15/2015 19:56	YH
Acenaphthylene	BRL	10		ug/L	208676	1	06/15/2015 19:56	YH
Acetophenone	BRL	10		ug/L	208676	1	06/15/2015 19:56	YH
Anthracene	BRL	10		ug/L	208676	1	06/15/2015 19:56	YH
Atrazine	BRL	10		ug/L	208676	1	06/15/2015 19:56	YH
Benz(a)anthracene	BRL	10		ug/L	208676	1	06/15/2015 19:56	YH
Benzaldehyde	BRL	10		ug/L	208676	1	06/15/2015 19:56	YH
Benzo(a)pyrene	BRL	10		ug/L	208676	1	06/15/2015 19:56	YH
Benzo(b)fluoranthene	BRL	10		ug/L	208676	1	06/15/2015 19:56	YH
Benzo(g,h,i)perylene	BRL	10		ug/L	208676	1	06/15/2015 19:56	YH
Benzo(k)fluoranthene	BRL	10		ug/L	208676	1	06/15/2015 19:56	YH
Bis(2-chloroethoxy)methane	BRL	10		ug/L	208676	1	06/15/2015 19:56	YH
Bis(2-chloroethyl)ether	BRL	10		ug/L	208676	1	06/15/2015 19:56	YH
Bis(2-chloroisopropyl)ether	BRL	10		ug/L	208676	1	06/15/2015 19:56	YH
Bis(2-ethylhexyl)phthalate	BRL	10		ug/L	208676	1	06/15/2015 19:56	YH
Butyl benzyl phthalate	BRL	10		ug/L	208676	1	06/15/2015 19:56	YH
Caprolactam	BRL	10		ug/L	208676	1	06/15/2015 19:56	YH

Qualifiers:

- * Value exceeds maximum contaminant level
- BRL Below reporting limit
- H Holding times for preparation or analysis exceeded
- N Analyte not NELAC certified
- B Analyte detected in the associated method blank
- > Greater than Result value
- E Estimated (value above quantitation range)
- S Spike Recovery outside limits due to matrix
- Narr See case narrative
- NC Not confirmed
- < Less than Result value
- J Estimated value detected below Reporting Limit

Analytical Environmental Services, Inc **Date:** 19-Jun-15

Client:	Environmental Planning Specialists, Inc.	**Client Sample ID:**	15161-SW-3
Project Name:	PPC	**Collection Date:**	6/10/2015 1:34:00 PM
Lab ID:	1506C34-003	**Matrix:**	Surface Water

Analyses	Result	Reporting Limit	Qual	Units	BatchID	Dilution Factor	Date Analyzed	Analyst
TCL-SEMIVOLATILE ORGANICS SW8270D				**(SW3510C)**				
Carbazole	BRL	10		ug/L	208676	1	06/15/2015 19:56	YH
Chrysene	BRL	10		ug/L	208676	1	06/15/2015 19:56	YH
Di-n-butyl phthalate	BRL	10		ug/L	208676	1	06/15/2015 19:56	YH
Di-n-octyl phthalate	BRL	10		ug/L	208676	1	06/15/2015 19:56	YH
Dibenz(a,h)anthracene	BRL	10		ug/L	208676	1	06/15/2015 19:56	YH
Dibenzofuran	BRL	10		ug/L	208676	1	06/15/2015 19:56	YH
Diethyl phthalate	BRL	10		ug/L	208676	1	06/15/2015 19:56	YH
Dimethyl phthalate	BRL	10		ug/L	208676	1	06/15/2015 19:56	YH
Fluoranthene	BRL	10		ug/L	208676	1	06/15/2015 19:56	YH
Fluorene	BRL	10		ug/L	208676	1	06/15/2015 19:56	YH
Hexachlorobenzene	BRL	10		ug/L	208676	1	06/15/2015 19:56	YH
Hexachlorobutadiene	BRL	10		ug/L	208676	1	06/15/2015 19:56	YH
Hexachlorocyclopentadiene	BRL	10		ug/L	208676	1	06/15/2015 19:56	YH
Hexachloroethane	BRL	10		ug/L	208676	1	06/15/2015 19:56	YH
Indeno(1,2,3-cd)pyrene	BRL	10		ug/L	208676	1	06/15/2015 19:56	YH
Isophorone	BRL	10		ug/L	208676	1	06/15/2015 19:56	YH
N-Nitrosodi-n-propylamine	BRL	10		ug/L	208676	1	06/15/2015 19:56	YH
N-Nitrosodiphenylamine	BRL	10		ug/L	208676	1	06/15/2015 19:56	YH
Naphthalene	BRL	10		ug/L	208676	1	06/15/2015 19:56	YH
Nitrobenzene	BRL	10		ug/L	208676	1	06/15/2015 19:56	YH
Pentachlorophenol	BRL	25		ug/L	208676	1	06/15/2015 19:56	YH
Phenanthrene	BRL	10		ug/L	208676	1	06/15/2015 19:56	YH
Phenol	BRL	10		ug/L	208676	1	06/15/2015 19:56	YH
Pyrene	BRL	10		ug/L	208676	1	06/15/2015 19:56	YH
Surr: 2,4,6-Tribromophenol	85.4	52-133		%REC	208676	1	06/15/2015 19:56	YH
Surr: 2-Fluorobiphenyl	83.4	50-121		%REC	208676	1	06/15/2015 19:56	YH
Surr: 2-Fluorophenol	50	27.5-120		%REC	208676	1	06/15/2015 19:56	YH
Surr: 4-Terphenyl-d14	74.9	46.3-137		%REC	208676	1	06/15/2015 19:56	YH
Surr: Nitrobenzene-d5	72.5	41.2-121		%REC	208676	1	06/15/2015 19:56	YH
Surr: Phenol-d5	37	14.3-120		%REC	208676	1	06/15/2015 19:56	YH
TCL VOLATILE ORGANICS SW8260B				**(SW5030B)**				
1,1,1-Trichloroethane	BRL	5.0		ug/L	208771	1	06/13/2015 17:08	GK
1,1,2,2-Tetrachloroethane	BRL	5.0		ug/L	208771	1	06/13/2015 17:08	GK
1,1,2-Trichloroethane	BRL	5.0		ug/L	208771	1	06/13/2015 17:08	GK
1,1-Dichloroethane	BRL	5.0		ug/L	208771	1	06/13/2015 17:08	GK
1,1-Dichloroethene	BRL	5.0		ug/L	208771	1	06/13/2015 17:08	GK
1,2,4-Trichlorobenzene	BRL	5.0		ug/L	208771	1	06/13/2015 17:08	GK
1,2-Dibromo-3-chloropropane	BRL	5.0		ug/L	208771	1	06/13/2015 17:08	GK
1,2-Dibromoethane	BRL	5.0		ug/L	208771	1	06/13/2015 17:08	GK
1,2-Dichlorobenzene	BRL	5.0		ug/L	208771	1	06/13/2015 17:08	GK

Qualifiers:

- * Value exceeds maximum contaminant level
- BRL Below reporting limit
- H Holding times for preparation or analysis exceeded
- N Analyte not NELAC certified
- B Analyte detected in the associated method blank
- > Greater than Result value
- E Estimated (value above quantitation range)
- S Spike Recovery outside limits due to matrix
- Narr See case narrative
- NC Not confirmed
- < Less than Result value
- J Estimated value detected below Reporting Limit

Analytical Environmental Services, Inc **Date:** 19-Jun-15

Client:	Environmental Planning Specialists, Inc.	**Client Sample ID:**	15161-SW-3
Project Name:	PPC	**Collection Date:**	6/10/2015 1:34:00 PM
Lab ID:	1506C34-003	**Matrix:**	Surface Water

Analyses	Result	Reporting Limit	Qual	Units	BatchID	Dilution Factor	Date Analyzed	Analyst
TCL VOLATILE ORGANICS SW8260B				**(SW5030B)**				
1,2-Dichloroethane	BRL	5.0		ug/L	208771	1	06/13/2015 17:08	GK
1,2-Dichloropropane	BRL	5.0		ug/L	208771	1	06/13/2015 17:08	GK
1,3-Dichlorobenzene	BRL	5.0		ug/L	208771	1	06/13/2015 17:08	GK
1,4-Dichlorobenzene	BRL	5.0		ug/L	208771	1	06/13/2015 17:08	GK
2-Butanone	BRL	50		ug/L	208771	1	06/13/2015 17:08	GK
2-Hexanone	BRL	10		ug/L	208771	1	06/13/2015 17:08	GK
4-Methyl-2-pentanone	BRL	10		ug/L	208771	1	06/13/2015 17:08	GK
Acetone	BRL	50		ug/L	208771	1	06/13/2015 17:08	GK
Benzene	BRL	5.0		ug/L	208771	1	06/13/2015 17:08	GK
Bromodichloromethane	BRL	5.0		ug/L	208771	1	06/13/2015 17:08	GK
Bromoform	BRL	5.0		ug/L	208771	1	06/13/2015 17:08	GK
Bromomethane	BRL	5.0		ug/L	208771	1	06/13/2015 17:08	GK
Carbon disulfide	BRL	5.0		ug/L	208771	1	06/13/2015 17:08	GK
Carbon tetrachloride	BRL	5.0		ug/L	208771	1	06/13/2015 17:08	GK
Chlorobenzene	BRL	5.0		ug/L	208771	1	06/13/2015 17:08	GK
Chloroethane	BRL	10		ug/L	208771	1	06/13/2015 17:08	GK
Chloroform	BRL	5.0		ug/L	208771	1	06/13/2015 17:08	GK
Chloromethane	BRL	10		ug/L	208771	1	06/13/2015 17:08	GK
cis-1,2-Dichloroethene	BRL	5.0		ug/L	208771	1	06/13/2015 17:08	GK
cis-1,3-Dichloropropene	BRL	5.0		ug/L	208771	1	06/13/2015 17:08	GK
Cyclohexane	BRL	5.0		ug/L	208771	1	06/13/2015 17:08	GK
Dibromochloromethane	BRL	5.0		ug/L	208771	1	06/13/2015 17:08	GK
Dichlorodifluoromethane	BRL	10		ug/L	208771	1	06/13/2015 17:08	GK
Ethylbenzene	BRL	5.0		ug/L	208771	1	06/13/2015 17:08	GK
Freon-113	BRL	10		ug/L	208771	1	06/13/2015 17:08	GK
Isopropylbenzene	BRL	5.0		ug/L	208771	1	06/13/2015 17:08	GK
m,p-Xylene	BRL	5.0		ug/L	208771	1	06/13/2015 17:08	GK
Methyl acetate	BRL	5.0		ug/L	208771	1	06/13/2015 17:08	GK
Methyl tert-butyl ether	BRL	5.0		ug/L	208771	1	06/13/2015 17:08	GK
Methylcyclohexane	BRL	5.0		ug/L	208771	1	06/13/2015 17:08	GK
Methylene chloride	BRL	5.0		ug/L	208771	1	06/13/2015 17:08	GK
o-Xylene	BRL	5.0		ug/L	208771	1	06/13/2015 17:08	GK
Styrene	BRL	5.0		ug/L	208771	1	06/13/2015 17:08	GK
Tetrachloroethene	BRL	5.0		ug/L	208771	1	06/13/2015 17:08	GK
Toluene	BRL	5.0		ug/L	208771	1	06/13/2015 17:08	GK
trans-1,2-Dichloroethene	BRL	5.0		ug/L	208771	1	06/13/2015 17:08	GK
trans-1,3-Dichloropropene	BRL	5.0		ug/L	208771	1	06/13/2015 17:08	GK
Trichloroethene	BRL	5.0		ug/L	208771	1	06/13/2015 17:08	GK
Trichlorofluoromethane	BRL	5.0		ug/L	208771	1	06/13/2015 17:08	GK
Vinyl chloride	BRL	2.0		ug/L	208771	1	06/13/2015 17:08	GK
Surr: 4-Bromofluorobenzene	96.6	70.6-123		%REC	208771	1	06/13/2015 17:08	GK

Qualifiers:

*	Value exceeds maximum contaminant level	E	Estimated (value above quantitation range)
BRL	Below reporting limit	S	Spike Recovery outside limits due to matrix
H	Holding times for preparation or analysis exceeded	Narr	See case narrative
N	Analyte not NELAC certified	NC	Not confirmed
B	Analyte detected in the associated method blank	<	Less than Result value
>	Greater than Result value	J	Estimated value detected below Reporting Limit

Analytical Environmental Services, Inc **Date:** 19-Jun-15

Client:	Environmental Planning Specialists, Inc.	**Client Sample ID:**	15161-SW-3
Project Name:	PPC	**Collection Date:**	6/10/2015 1:34:00 PM
Lab ID:	1506C34-003	**Matrix:**	Surface Water

Analyses	Result	Reporting Limit	Qual	Units	BatchID	Dilution Factor	Date Analyzed	Analyst
TCL VOLATILE ORGANICS SW8260B				**(SW5030B)**				
Surr: Dibromofluoromethane	102	78.7-124		%REC	208771	1	06/13/2015 17:08	GK
Surr: Toluene-d8	102	81.3-120		%REC	208771	1	06/13/2015 17:08	GK
Mercury, Total SW7470A				**(SW7470A)**				
Mercury	BRL	0.00020		mg/L	208854	1	06/16/2015 13:49	TA
METALS, TOTAL SW6010C				**(SW3010A)**				
Arsenic	BRL	0.0500		mg/L	208701	1	06/15/2015 19:07	IO
Barium	0.0412	0.0200		mg/L	208701	1	06/15/2015 19:07	IO
Cadmium	BRL	0.0050		mg/L	208701	1	06/15/2015 19:07	IO
Chromium	BRL	0.0100		mg/L	208701	1	06/15/2015 19:07	IO
Lead	BRL	0.0100		mg/L	208701	1	06/15/2015 19:07	IO
Nickel	BRL	0.0200		mg/L	208701	1	06/15/2015 19:07	IO
Phosphorus	0.199	0.100		mg/L	208701	1	06/18/2015 13:39	IO
Potassium	9.07	0.500		mg/L	208701	1	06/15/2015 19:07	IO
Selenium	BRL	0.0200		mg/L	208701	1	06/15/2015 19:07	IO
Vanadium	BRL	0.0100		mg/L	208701	1	06/15/2015 19:07	IO
Zinc	0.0228	0.0200		mg/L	208701	1	06/15/2015 19:07	IO

Qualifiers:

- * Value exceeds maximum contaminant level
- BRL Below reporting limit
- H Holding times for preparation or analysis exceeded
- N Analyte not NELAC certified
- B Analyte detected in the associated method blank
- > Greater than Result value
- E Estimated (value above quantitation range)
- S Spike Recovery outside limits due to matrix
- Narr See case narrative
- NC Not confirmed
- < Less than Result value
- J Estimated value detected below Reporting Limit

Analytical Environmental Services, Inc **Date:** 19-Jun-15

Client:	Environmental Planning Specialists, Inc.	**Client Sample ID:**	15161-MW-1
Project Name:	PPC	**Collection Date:**	6/10/2015 12:13:00 PM
Lab ID:	1506C34-004	**Matrix:**	Groundwater

Analyses	Result	Reporting Limit	Qual	Units	BatchID	Dilution Factor	Date Analyzed	Analyst
TCL-SEMIVOLATILE ORGANICS SW8270D					**(SW3510C)**			
1,1´-Biphenyl	BRL	10		ug/L	208676	1	06/15/2015 20:21	YH
2,4,5-Trichlorophenol	BRL	25		ug/L	208676	1	06/15/2015 20:21	YH
2,4,6-Trichlorophenol	BRL	10		ug/L	208676	1	06/15/2015 20:21	YH
2,4-Dichlorophenol	BRL	10		ug/L	208676	1	06/15/2015 20:21	YH
2,4-Dimethylphenol	BRL	10		ug/L	208676	1	06/15/2015 20:21	YH
2,4-Dinitrophenol	BRL	25		ug/L	208676	1	06/15/2015 20:21	YH
2,4-Dinitrotoluene	BRL	10		ug/L	208676	1	06/15/2015 20:21	YH
2,6-Dinitrotoluene	BRL	10		ug/L	208676	1	06/15/2015 20:21	YH
2-Chloronaphthalene	BRL	10		ug/L	208676	1	06/15/2015 20:21	YH
2-Chlorophenol	BRL	10		ug/L	208676	1	06/15/2015 20:21	YH
2-Methylnaphthalene	BRL	10		ug/L	208676	1	06/15/2015 20:21	YH
2-Methylphenol	BRL	10		ug/L	208676	1	06/15/2015 20:21	YH
2-Nitroaniline	BRL	25		ug/L	208676	1	06/15/2015 20:21	YH
2-Nitrophenol	BRL	10		ug/L	208676	1	06/15/2015 20:21	YH
3,3´-Dichlorobenzidine	BRL	10		ug/L	208676	1	06/15/2015 20:21	YH
3-Nitroaniline	BRL	25		ug/L	208676	1	06/15/2015 20:21	YH
4,6-Dinitro-2-methylphenol	BRL	25		ug/L	208676	1	06/15/2015 20:21	YH
4-Bromophenyl phenyl ether	BRL	10		ug/L	208676	1	06/15/2015 20:21	YH
4-Chloro-3-methylphenol	BRL	10		ug/L	208676	1	06/15/2015 20:21	YH
4-Chloroaniline	BRL	10		ug/L	208676	1	06/15/2015 20:21	YH
4-Chlorophenyl phenyl ether	BRL	10		ug/L	208676	1	06/15/2015 20:21	YH
4-Methylphenol	BRL	10		ug/L	208676	1	06/15/2015 20:21	YH
4-Nitroaniline	BRL	25		ug/L	208676	1	06/15/2015 20:21	YH
4-Nitrophenol	BRL	25		ug/L	208676	1	06/15/2015 20:21	YH
Acenaphthene	BRL	10		ug/L	208676	1	06/15/2015 20:21	YH
Acenaphthylene	BRL	10		ug/L	208676	1	06/15/2015 20:21	YH
Acetophenone	BRL	10		ug/L	208676	1	06/15/2015 20:21	YH
Anthracene	BRL	10		ug/L	208676	1	06/15/2015 20:21	YH
Atrazine	BRL	10		ug/L	208676	1	06/15/2015 20:21	YH
Benz(a)anthracene	BRL	10		ug/L	208676	1	06/15/2015 20:21	YH
Benzaldehyde	BRL	10		ug/L	208676	1	06/15/2015 20:21	YH
Benzo(a)pyrene	BRL	10		ug/L	208676	1	06/15/2015 20:21	YH
Benzo(b)fluoranthene	BRL	10		ug/L	208676	1	06/15/2015 20:21	YH
Benzo(g,h,i)perylene	BRL	10		ug/L	208676	1	06/15/2015 20:21	YH
Benzo(k)fluoranthene	BRL	10		ug/L	208676	1	06/15/2015 20:21	YH
Bis(2-chloroethoxy)methane	BRL	10		ug/L	208676	1	06/15/2015 20:21	YH
Bis(2-chloroethyl)ether	BRL	10		ug/L	208676	1	06/15/2015 20:21	YH
Bis(2-chloroisopropyl)ether	BRL	10		ug/L	208676	1	06/15/2015 20:21	YH
Bis(2-ethylhexyl)phthalate	BRL	10		ug/L	208676	1	06/15/2015 20:21	YH
Butyl benzyl phthalate	BRL	10		ug/L	208676	1	06/15/2015 20:21	YH
Caprolactam	BRL	10		ug/L	208676	1	06/15/2015 20:21	YH

Qualifiers:

- * Value exceeds maximum contaminant level
- BRL Below reporting limit
- H Holding times for preparation or analysis exceeded
- N Analyte not NELAC certified
- B Analyte detected in the associated method blank
- > Greater than Result value
- E Estimated (value above quantitation range)
- S Spike Recovery outside limits due to matrix
- Narr See case narrative
- NC Not confirmed
- < Less than Result value
- J Estimated value detected below Reporting Limit

Analytical Environmental Services, Inc **Date:** 19-Jun-15

Client:	Environmental Planning Specialists, Inc.	**Client Sample ID:**	15161-MW-1
Project Name:	PPC	**Collection Date:**	6/10/2015 12:13:00 PM
Lab ID:	1506C34-004	**Matrix:**	Groundwater

Analyses	Result	Reporting Limit	Qual	Units	BatchID	Dilution Factor	Date Analyzed	Analyst
TCL-SEMIVOLATILE ORGANICS SW8270D				**(SW3510C)**				
Carbazole	BRL	10		ug/L	208676	1	06/15/2015 20:21	YH
Chrysene	BRL	10		ug/L	208676	1	06/15/2015 20:21	YH
Di-n-butyl phthalate	BRL	10		ug/L	208676	1	06/15/2015 20:21	YH
Di-n-octyl phthalate	BRL	10		ug/L	208676	1	06/15/2015 20:21	YH
Dibenz(a,h)anthracene	BRL	10		ug/L	208676	1	06/15/2015 20:21	YH
Dibenzofuran	BRL	10		ug/L	208676	1	06/15/2015 20:21	YH
Diethyl phthalate	BRL	10		ug/L	208676	1	06/15/2015 20:21	YH
Dimethyl phthalate	BRL	10		ug/L	208676	1	06/15/2015 20:21	YH
Fluoranthene	BRL	10		ug/L	208676	1	06/15/2015 20:21	YH
Fluorene	BRL	10		ug/L	208676	1	06/15/2015 20:21	YH
Hexachlorobenzene	BRL	10		ug/L	208676	1	06/15/2015 20:21	YH
Hexachlorobutadiene	BRL	10		ug/L	208676	1	06/15/2015 20:21	YH
Hexachlorocyclopentadiene	BRL	10		ug/L	208676	1	06/15/2015 20:21	YH
Hexachloroethane	BRL	10		ug/L	208676	1	06/15/2015 20:21	YH
Indeno(1,2,3-cd)pyrene	BRL	10		ug/L	208676	1	06/15/2015 20:21	YH
Isophorone	BRL	10		ug/L	208676	1	06/15/2015 20:21	YH
N-Nitrosodi-n-propylamine	BRL	10		ug/L	208676	1	06/15/2015 20:21	YH
N-Nitrosodiphenylamine	BRL	10		ug/L	208676	1	06/15/2015 20:21	YH
Naphthalene	BRL	10		ug/L	208676	1	06/15/2015 20:21	YH
Nitrobenzene	BRL	10		ug/L	208676	1	06/15/2015 20:21	YH
Pentachlorophenol	BRL	25		ug/L	208676	1	06/15/2015 20:21	YH
Phenanthrene	BRL	10		ug/L	208676	1	06/15/2015 20:21	YH
Phenol	BRL	10		ug/L	208676	1	06/15/2015 20:21	YH
Pyrene	BRL	10		ug/L	208676	1	06/15/2015 20:21	YH
Surr: 2,4,6-Tribromophenol	88.6	52-133		%REC	208676	1	06/15/2015 20:21	YH
Surr: 2-Fluorobiphenyl	81.4	50-121		%REC	208676	1	06/15/2015 20:21	YH
Surr: 2-Fluorophenol	46.9	27.5-120		%REC	208676	1	06/15/2015 20:21	YH
Surr: 4-Terphenyl-d14	79.4	46.3-137		%REC	208676	1	06/15/2015 20:21	YH
Surr: Nitrobenzene-d5	69.4	41.2-121		%REC	208676	1	06/15/2015 20:21	YH
Surr: Phenol-d5	38.1	14.3-120		%REC	208676	1	06/15/2015 20:21	YH
TCL VOLATILE ORGANICS SW8260B				**(SW5030B)**				
1,1,1-Trichloroethane	BRL	5.0		ug/L	208771	1	06/13/2015 17:32	GK
1,1,2,2-Tetrachloroethane	BRL	5.0		ug/L	208771	1	06/13/2015 17:32	GK
1,1,2-Trichloroethane	BRL	5.0		ug/L	208771	1	06/13/2015 17:32	GK
1,1-Dichloroethane	BRL	5.0		ug/L	208771	1	06/13/2015 17:32	GK
1,1-Dichloroethene	BRL	5.0		ug/L	208771	1	06/13/2015 17:32	GK
1,2,4-Trichlorobenzene	BRL	5.0		ug/L	208771	1	06/13/2015 17:32	GK
1,2-Dibromo-3-chloropropane	BRL	5.0		ug/L	208771	1	06/13/2015 17:32	GK
1,2-Dibromoethane	BRL	5.0		ug/L	208771	1	06/13/2015 17:32	GK
1,2-Dichlorobenzene	BRL	5.0		ug/L	208771	1	06/13/2015 17:32	GK

Qualifiers:

- * Value exceeds maximum contaminant level
- BRL Below reporting limit
- H Holding times for preparation or analysis exceeded
- N Analyte not NELAC certified
- B Analyte detected in the associated method blank
- > Greater than Result value
- E Estimated (value above quantitation range)
- S Spike Recovery outside limits due to matrix
- Narr See case narrative
- NC Not confirmed
- < Less than Result value
- J Estimated value detected below Reporting Limit

Analytical Environmental Services, Inc **Date:** 19-Jun-15

Client:	Environmental Planning Specialists, Inc.	**Client Sample ID:**	15161-MW-1
Project Name:	PPC	**Collection Date:**	6/10/2015 12:13:00 PM
Lab ID:	1506C34-004	**Matrix:**	Groundwater

Analyses	Result	Reporting Limit	Qual	Units	BatchID	Dilution Factor	Date Analyzed	Analyst
TCL VOLATILE ORGANICS SW8260B				**(SW5030B)**				
1,2-Dichloroethane	BRL	5.0		ug/L	208771	1	06/13/2015 17:32	GK
1,2-Dichloropropane	BRL	5.0		ug/L	208771	1	06/13/2015 17:32	GK
1,3-Dichlorobenzene	BRL	5.0		ug/L	208771	1	06/13/2015 17:32	GK
1,4-Dichlorobenzene	BRL	5.0		ug/L	208771	1	06/13/2015 17:32	GK
2-Butanone	BRL	50		ug/L	208771	1	06/13/2015 17:32	GK
2-Hexanone	BRL	10		ug/L	208771	1	06/13/2015 17:32	GK
4-Methyl-2-pentanone	BRL	10		ug/L	208771	1	06/13/2015 17:32	GK
Acetone	BRL	50		ug/L	208771	1	06/13/2015 17:32	GK
Benzene	BRL	5.0		ug/L	208771	1	06/13/2015 17:32	GK
Bromodichloromethane	BRL	5.0		ug/L	208771	1	06/13/2015 17:32	GK
Bromoform	BRL	5.0		ug/L	208771	1	06/13/2015 17:32	GK
Bromomethane	BRL	5.0		ug/L	208771	1	06/13/2015 17:32	GK
Carbon disulfide	BRL	5.0		ug/L	208771	1	06/13/2015 17:32	GK
Carbon tetrachloride	BRL	5.0		ug/L	208771	1	06/13/2015 17:32	GK
Chlorobenzene	BRL	5.0		ug/L	208771	1	06/13/2015 17:32	GK
Chloroethane	BRL	10		ug/L	208771	1	06/13/2015 17:32	GK
Chloroform	BRL	5.0		ug/L	208771	1	06/13/2015 17:32	GK
Chloromethane	BRL	10		ug/L	208771	1	06/13/2015 17:32	GK
cis-1,2-Dichloroethene	BRL	5.0		ug/L	208771	1	06/13/2015 17:32	GK
cis-1,3-Dichloropropene	BRL	5.0		ug/L	208771	1	06/13/2015 17:32	GK
Cyclohexane	BRL	5.0		ug/L	208771	1	06/13/2015 17:32	GK
Dibromochloromethane	BRL	5.0		ug/L	208771	1	06/13/2015 17:32	GK
Dichlorodifluoromethane	BRL	10		ug/L	208771	1	06/13/2015 17:32	GK
Ethylbenzene	BRL	5.0		ug/L	208771	1	06/13/2015 17:32	GK
Freon-113	BRL	10		ug/L	208771	1	06/13/2015 17:32	GK
Isopropylbenzene	BRL	5.0		ug/L	208771	1	06/13/2015 17:32	GK
m,p-Xylene	BRL	5.0		ug/L	208771	1	06/13/2015 17:32	GK
Methyl acetate	BRL	5.0		ug/L	208771	1	06/13/2015 17:32	GK
Methyl tert-butyl ether	BRL	5.0		ug/L	208771	1	06/13/2015 17:32	GK
Methylcyclohexane	BRL	5.0		ug/L	208771	1	06/13/2015 17:32	GK
Methylene chloride	BRL	5.0		ug/L	208771	1	06/13/2015 17:32	GK
o-Xylene	BRL	5.0		ug/L	208771	1	06/13/2015 17:32	GK
Styrene	BRL	5.0		ug/L	208771	1	06/13/2015 17:32	GK
Tetrachloroethene	BRL	5.0		ug/L	208771	1	06/13/2015 17:32	GK
Toluene	BRL	5.0		ug/L	208771	1	06/13/2015 17:32	GK
trans-1,2-Dichloroethene	BRL	5.0		ug/L	208771	1	06/13/2015 17:32	GK
trans-1,3-Dichloropropene	BRL	5.0		ug/L	208771	1	06/13/2015 17:32	GK
Trichloroethene	BRL	5.0		ug/L	208771	1	06/13/2015 17:32	GK
Trichlorofluoromethane	BRL	5.0		ug/L	208771	1	06/13/2015 17:32	GK
Vinyl chloride	BRL	2.0		ug/L	208771	1	06/13/2015 17:32	GK
Surr: 4-Bromofluorobenzene	97	70.6-123		%REC	208771	1	06/13/2015 17:32	GK

Qualifiers:

*	Value exceeds maximum contaminant level	E	Estimated (value above quantitation range)
BRL	Below reporting limit	S	Spike Recovery outside limits due to matrix
H	Holding times for preparation or analysis exceeded	Narr	See case narrative
N	Analyte not NELAC certified	NC	Not confirmed
B	Analyte detected in the associated method blank	<	Less than Result value
>	Greater than Result value	J	Estimated value detected below Reporting Limit

Analytical Environmental Services, Inc **Date:** 19-Jun-15

Client:	Environmental Planning Specialists, Inc.	**Client Sample ID:**	15161-MW-1
Project Name:	PPC	**Collection Date:**	6/10/2015 12:13:00 PM
Lab ID:	1506C34-004	**Matrix:**	Groundwater

Analyses	Result	Reporting Limit	Qual	Units	BatchID	Dilution Factor	Date Analyzed	Analyst
TCL VOLATILE ORGANICS SW8260B				**(SW5030B)**				
Surr: Dibromofluoromethane	104	78.7-124		%REC	208771	1	06/13/2015 17:32	GK
Surr: Toluene-d8	107	81.3-120		%REC	208771	1	06/13/2015 17:32	GK
Mercury, Total SW7470A				**(SW7470A)**				
Mercury	BRL	0.00020		mg/L	208854	1	06/16/2015 13:51	TA
METALS, TOTAL SW6010C				**(SW3010A)**				
Arsenic	BRL	0.0500		mg/L	208701	1	06/15/2015 19:11	IO
Barium	0.0914	0.0200		mg/L	208701	1	06/15/2015 19:11	IO
Cadmium	BRL	0.0050		mg/L	208701	1	06/15/2015 19:11	IO
Chromium	BRL	0.0100		mg/L	208701	1	06/15/2015 19:11	IO
Lead	BRL	0.0100		mg/L	208701	1	06/15/2015 19:11	IO
Nickel	BRL	0.0200		mg/L	208701	1	06/15/2015 19:11	IO
Phosphorus	BRL	0.100		mg/L	208701	1	06/18/2015 14:12	IO
Selenium	BRL	0.0200		mg/L	208701	1	06/15/2015 19:11	IO
Silver	BRL	0.0100		mg/L	208701	1	06/15/2015 19:11	IO
Zinc	0.0254	0.0200		mg/L	208701	1	06/15/2015 19:11	IO

Qualifiers:

- * Value exceeds maximum contaminant level
- BRL Below reporting limit
- H Holding times for preparation or analysis exceeded
- N Analyte not NELAC certified
- B Analyte detected in the associated method blank
- > Greater than Result value
- E Estimated (value above quantitation range)
- S Spike Recovery outside limits due to matrix
- Narr See case narrative
- NC Not confirmed
- < Less than Result value
- J Estimated value detected below Reporting Limit

Analytical Environmental Services, Inc **Date:** 19-Jun-15

Client:	Environmental Planning Specialists, Inc.	**Client Sample ID:**	15161-MW-2
Project Name:	PPC	**Collection Date:**	6/10/2015 10:16:00 AM
Lab ID:	1506C34-005	**Matrix:**	Groundwater

Analyses	Result	Reporting Limit	Qual	Units	BatchID	Dilution Factor	Date Analyzed	Analyst
TCL-SEMIVOLATILE ORGANICS SW8270D					**(SW3510C)**			
1,1´-Biphenyl	BRL	10		ug/L	208676	1	06/15/2015 20:47	YH
2,4,5-Trichlorophenol	BRL	25		ug/L	208676	1	06/15/2015 20:47	YH
2,4,6-Trichlorophenol	BRL	10		ug/L	208676	1	06/15/2015 20:47	YH
2,4-Dichlorophenol	BRL	10		ug/L	208676	1	06/15/2015 20:47	YH
2,4-Dimethylphenol	BRL	10		ug/L	208676	1	06/15/2015 20:47	YH
2,4-Dinitrophenol	BRL	25		ug/L	208676	1	06/15/2015 20:47	YH
2,4-Dinitrotoluene	BRL	10		ug/L	208676	1	06/15/2015 20:47	YH
2,6-Dinitrotoluene	BRL	10		ug/L	208676	1	06/15/2015 20:47	YH
2-Chloronaphthalene	BRL	10		ug/L	208676	1	06/15/2015 20:47	YH
2-Chlorophenol	BRL	10		ug/L	208676	1	06/15/2015 20:47	YH
2-Methylnaphthalene	BRL	10		ug/L	208676	1	06/15/2015 20:47	YH
2-Methylphenol	BRL	10		ug/L	208676	1	06/15/2015 20:47	YH
2-Nitroaniline	BRL	25		ug/L	208676	1	06/15/2015 20:47	YH
2-Nitrophenol	BRL	10		ug/L	208676	1	06/15/2015 20:47	YH
3,3´-Dichlorobenzidine	BRL	10		ug/L	208676	1	06/15/2015 20:47	YH
3-Nitroaniline	BRL	25		ug/L	208676	1	06/15/2015 20:47	YH
4,6-Dinitro-2-methylphenol	BRL	25		ug/L	208676	1	06/15/2015 20:47	YH
4-Bromophenyl phenyl ether	BRL	10		ug/L	208676	1	06/15/2015 20:47	YH
4-Chloro-3-methylphenol	BRL	10		ug/L	208676	1	06/15/2015 20:47	YH
4-Chloroaniline	BRL	10		ug/L	208676	1	06/15/2015 20:47	YH
4-Chlorophenyl phenyl ether	BRL	10		ug/L	208676	1	06/15/2015 20:47	YH
4-Methylphenol	BRL	10		ug/L	208676	1	06/15/2015 20:47	YH
4-Nitroaniline	BRL	25		ug/L	208676	1	06/15/2015 20:47	YH
4-Nitrophenol	BRL	25		ug/L	208676	1	06/15/2015 20:47	YH
Acenaphthene	BRL	10		ug/L	208676	1	06/15/2015 20:47	YH
Acenaphthylene	BRL	10		ug/L	208676	1	06/15/2015 20:47	YH
Acetophenone	BRL	10		ug/L	208676	1	06/15/2015 20:47	YH
Anthracene	BRL	10		ug/L	208676	1	06/15/2015 20:47	YH
Atrazine	BRL	10		ug/L	208676	1	06/15/2015 20:47	YH
Benz(a)anthracene	BRL	10		ug/L	208676	1	06/15/2015 20:47	YH
Benzaldehyde	BRL	10		ug/L	208676	1	06/15/2015 20:47	YH
Benzo(a)pyrene	BRL	10		ug/L	208676	1	06/15/2015 20:47	YH
Benzo(b)fluoranthene	BRL	10		ug/L	208676	1	06/15/2015 20:47	YH
Benzo(g,h,i)perylene	BRL	10		ug/L	208676	1	06/15/2015 20:47	YH
Benzo(k)fluoranthene	BRL	10		ug/L	208676	1	06/15/2015 20:47	YH
Bis(2-chloroethoxy)methane	BRL	10		ug/L	208676	1	06/15/2015 20:47	YH
Bis(2-chloroethyl)ether	BRL	10		ug/L	208676	1	06/15/2015 20:47	YH
Bis(2-chloroisopropyl)ether	BRL	10		ug/L	208676	1	06/15/2015 20:47	YH
Bis(2-ethylhexyl)phthalate	BRL	10		ug/L	208676	1	06/15/2015 20:47	YH
Butyl benzyl phthalate	BRL	10		ug/L	208676	1	06/15/2015 20:47	YH
Caprolactam	BRL	10		ug/L	208676	1	06/15/2015 20:47	YH

Qualifiers:

- * Value exceeds maximum contaminant level
- BRL Below reporting limit
- H Holding times for preparation or analysis exceeded
- N Analyte not NELAC certified
- B Analyte detected in the associated method blank
- > Greater than Result value
- E Estimated (value above quantitation range)
- S Spike Recovery outside limits due to matrix
- Narr See case narrative
- NC Not confirmed
- < Less than Result value
- J Estimated value detected below Reporting Limit

Analytical Environmental Services, Inc **Date:** 19-Jun-15

Client:	Environmental Planning Specialists, Inc.	**Client Sample ID:**	15161-MW-2
Project Name:	PPC	**Collection Date:**	6/10/2015 10:16:00 AM
Lab ID:	1506C34-005	**Matrix:**	Groundwater

Analyses	Result	Reporting Limit	Qual	Units	BatchID	Dilution Factor	Date Analyzed	Analyst
TCL-SEMIVOLATILE ORGANICS SW8270D				**(SW3510C)**				
Carbazole	BRL	10		ug/L	208676	1	06/15/2015 20:47	YH
Chrysene	BRL	10		ug/L	208676	1	06/15/2015 20:47	YH
Di-n-butyl phthalate	BRL	10		ug/L	208676	1	06/15/2015 20:47	YH
Di-n-octyl phthalate	BRL	10		ug/L	208676	1	06/15/2015 20:47	YH
Dibenz(a,h)anthracene	BRL	10		ug/L	208676	1	06/15/2015 20:47	YH
Dibenzofuran	BRL	10		ug/L	208676	1	06/15/2015 20:47	YH
Diethyl phthalate	BRL	10		ug/L	208676	1	06/15/2015 20:47	YH
Dimethyl phthalate	BRL	10		ug/L	208676	1	06/15/2015 20:47	YH
Fluoranthene	BRL	10		ug/L	208676	1	06/15/2015 20:47	YH
Fluorene	BRL	10		ug/L	208676	1	06/15/2015 20:47	YH
Hexachlorobenzene	BRL	10		ug/L	208676	1	06/15/2015 20:47	YH
Hexachlorobutadiene	BRL	10		ug/L	208676	1	06/15/2015 20:47	YH
Hexachlorocyclopentadiene	BRL	10		ug/L	208676	1	06/15/2015 20:47	YH
Hexachloroethane	BRL	10		ug/L	208676	1	06/15/2015 20:47	YH
Indeno(1,2,3-cd)pyrene	BRL	10		ug/L	208676	1	06/15/2015 20:47	YH
Isophorone	BRL	10		ug/L	208676	1	06/15/2015 20:47	YH
N-Nitrosodi-n-propylamine	BRL	10		ug/L	208676	1	06/15/2015 20:47	YH
N-Nitrosodiphenylamine	BRL	10		ug/L	208676	1	06/15/2015 20:47	YH
Naphthalene	BRL	10		ug/L	208676	1	06/15/2015 20:47	YH
Nitrobenzene	BRL	10		ug/L	208676	1	06/15/2015 20:47	YH
Pentachlorophenol	BRL	25		ug/L	208676	1	06/15/2015 20:47	YH
Phenanthrene	BRL	10		ug/L	208676	1	06/15/2015 20:47	YH
Phenol	BRL	10		ug/L	208676	1	06/15/2015 20:47	YH
Pyrene	BRL	10		ug/L	208676	1	06/15/2015 20:47	YH
Surr: 2,4,6-Tribromophenol	65	52-133		%REC	208676	1	06/15/2015 20:47	YH
Surr: 2-Fluorobiphenyl	58.1	50-121		%REC	208676	1	06/15/2015 20:47	YH
Surr: 2-Fluorophenol	39.4	27.5-120		%REC	208676	1	06/15/2015 20:47	YH
Surr: 4-Terphenyl-d14	59.8	46.3-137		%REC	208676	1	06/15/2015 20:47	YH
Surr: Nitrobenzene-d5	50	41.2-121		%REC	208676	1	06/15/2015 20:47	YH
Surr: Phenol-d5	31.5	14.3-120		%REC	208676	1	06/15/2015 20:47	YH
TCL VOLATILE ORGANICS SW8260B				**(SW5030B)**				
1,1,1-Trichloroethane	BRL	5.0		ug/L	208771	1	06/13/2015 17:55	GK
1,1,2,2-Tetrachloroethane	BRL	5.0		ug/L	208771	1	06/13/2015 17:55	GK
1,1,2-Trichloroethane	BRL	5.0		ug/L	208771	1	06/13/2015 17:55	GK
1,1-Dichloroethane	BRL	5.0		ug/L	208771	1	06/13/2015 17:55	GK
1,1-Dichloroethene	BRL	5.0		ug/L	208771	1	06/13/2015 17:55	GK
1,2,4-Trichlorobenzene	BRL	5.0		ug/L	208771	1	06/13/2015 17:55	GK
1,2-Dibromo-3-chloropropane	BRL	5.0		ug/L	208771	1	06/13/2015 17:55	GK
1,2-Dibromoethane	BRL	5.0		ug/L	208771	1	06/13/2015 17:55	GK
1,2-Dichlorobenzene	BRL	5.0		ug/L	208771	1	06/13/2015 17:55	GK

Qualifiers:

- * Value exceeds maximum contaminant level
- BRL Below reporting limit
- H Holding times for preparation or analysis exceeded
- N Analyte not NELAC certified
- B Analyte detected in the associated method blank
- > Greater than Result value
- E Estimated (value above quantitation range)
- S Spike Recovery outside limits due to matrix
- Narr See case narrative
- NC Not confirmed
- < Less than Result value
- J Estimated value detected below Reporting Limit

Analytical Environmental Services, Inc **Date:** 19-Jun-15

Client:	Environmental Planning Specialists, Inc.	**Client Sample ID:**	15161-MW-2
Project Name:	PPC	**Collection Date:**	6/10/2015 10:16:00 AM
Lab ID:	1506C34-005	**Matrix:**	Groundwater

Analyses	Result	Reporting Limit	Qual	Units	BatchID	Dilution Factor	Date Analyzed	Analyst
TCL VOLATILE ORGANICS SW8260B				**(SW5030B)**				
1,2-Dichloroethane	BRL	5.0		ug/L	208771	1	06/13/2015 17:55	GK
1,2-Dichloropropane	BRL	5.0		ug/L	208771	1	06/13/2015 17:55	GK
1,3-Dichlorobenzene	BRL	5.0		ug/L	208771	1	06/13/2015 17:55	GK
1,4-Dichlorobenzene	BRL	5.0		ug/L	208771	1	06/13/2015 17:55	GK
2-Butanone	BRL	50		ug/L	208771	1	06/13/2015 17:55	GK
2-Hexanone	BRL	10		ug/L	208771	1	06/13/2015 17:55	GK
4-Methyl-2-pentanone	BRL	10		ug/L	208771	1	06/13/2015 17:55	GK
Acetone	BRL	50		ug/L	208771	1	06/13/2015 17:55	GK
Benzene	BRL	5.0		ug/L	208771	1	06/13/2015 17:55	GK
Bromodichloromethane	BRL	5.0		ug/L	208771	1	06/13/2015 17:55	GK
Bromoform	BRL	5.0		ug/L	208771	1	06/13/2015 17:55	GK
Bromomethane	BRL	5.0		ug/L	208771	1	06/13/2015 17:55	GK
Carbon disulfide	BRL	5.0		ug/L	208771	1	06/13/2015 17:55	GK
Carbon tetrachloride	BRL	5.0		ug/L	208771	1	06/13/2015 17:55	GK
Chlorobenzene	BRL	5.0		ug/L	208771	1	06/13/2015 17:55	GK
Chloroethane	BRL	10		ug/L	208771	1	06/13/2015 17:55	GK
Chloroform	BRL	5.0		ug/L	208771	1	06/13/2015 17:55	GK
Chloromethane	BRL	10		ug/L	208771	1	06/13/2015 17:55	GK
cis-1,2-Dichloroethene	BRL	5.0		ug/L	208771	1	06/13/2015 17:55	GK
cis-1,3-Dichloropropene	BRL	5.0		ug/L	208771	1	06/13/2015 17:55	GK
Cyclohexane	BRL	5.0		ug/L	208771	1	06/13/2015 17:55	GK
Dibromochloromethane	BRL	5.0		ug/L	208771	1	06/13/2015 17:55	GK
Dichlorodifluoromethane	BRL	10		ug/L	208771	1	06/13/2015 17:55	GK
Ethylbenzene	BRL	5.0		ug/L	208771	1	06/13/2015 17:55	GK
Freon-113	BRL	10		ug/L	208771	1	06/13/2015 17:55	GK
Isopropylbenzene	BRL	5.0		ug/L	208771	1	06/13/2015 17:55	GK
m,p-Xylene	BRL	5.0		ug/L	208771	1	06/13/2015 17:55	GK
Methyl acetate	BRL	5.0		ug/L	208771	1	06/13/2015 17:55	GK
Methyl tert-butyl ether	BRL	5.0		ug/L	208771	1	06/13/2015 17:55	GK
Methylcyclohexane	BRL	5.0		ug/L	208771	1	06/13/2015 17:55	GK
Methylene chloride	BRL	5.0		ug/L	208771	1	06/13/2015 17:55	GK
o-Xylene	BRL	5.0		ug/L	208771	1	06/13/2015 17:55	GK
Styrene	BRL	5.0		ug/L	208771	1	06/13/2015 17:55	GK
Tetrachloroethene	BRL	5.0		ug/L	208771	1	06/13/2015 17:55	GK
Toluene	BRL	5.0		ug/L	208771	1	06/13/2015 17:55	GK
trans-1,2-Dichloroethene	BRL	5.0		ug/L	208771	1	06/13/2015 17:55	GK
trans-1,3-Dichloropropene	BRL	5.0		ug/L	208771	1	06/13/2015 17:55	GK
Trichloroethene	BRL	5.0		ug/L	208771	1	06/13/2015 17:55	GK
Trichlorofluoromethane	BRL	5.0		ug/L	208771	1	06/13/2015 17:55	GK
Vinyl chloride	BRL	2.0		ug/L	208771	1	06/13/2015 17:55	GK
Surr: 4-Bromofluorobenzene	94.9	70.6-123		%REC	208771	1	06/13/2015 17:55	GK

Qualifiers:

*	Value exceeds maximum contaminant level	E	Estimated (value above quantitation range)
BRL	Below reporting limit	S	Spike Recovery outside limits due to matrix
H	Holding times for preparation or analysis exceeded	Narr	See case narrative
N	Analyte not NELAC certified	NC	Not confirmed
B	Analyte detected in the associated method blank	<	Less than Result value
>	Greater than Result value	J	Estimated value detected below Reporting Limit

Analytical Environmental Services, Inc **Date:** 19-Jun-15

Client:	Environmental Planning Specialists, Inc.	**Client Sample ID:**	15161-MW-2
Project Name:	PPC	**Collection Date:**	6/10/2015 10:16:00 AM
Lab ID:	1506C34-005	**Matrix:**	Groundwater

Analyses	Result	Reporting Limit	Qual	Units	BatchID	Dilution Factor	Date Analyzed	Analyst
TCL VOLATILE ORGANICS SW8260B				**(SW5030B)**				
Surr: Dibromofluoromethane	98.9	78.7-124		%REC	208771	1	06/13/2015 17:55	GK
Surr: Toluene-d8	102	81.3-120		%REC	208771	1	06/13/2015 17:55	GK
Mercury, Total SW7470A				**(SW7470A)**				
Mercury	BRL	0.00020		mg/L	208854	1	06/16/2015 13:57	TA
METALS, TOTAL SW6010C				**(SW3010A)**				
Arsenic	BRL	0.0500		mg/L	208701	1	06/15/2015 19:14	IO
Barium	0.282	0.0200		mg/L	208701	1	06/15/2015 19:14	IO
Cadmium	BRL	0.0050		mg/L	208701	1	06/15/2015 19:14	IO
Chromium	0.0492	0.0100		mg/L	208701	1	06/15/2015 19:14	IO
Lead	0.0102	0.0100		mg/L	208701	1	06/15/2015 19:14	IO
Nickel	BRL	0.0200		mg/L	208701	1	06/15/2015 19:14	IO
Phosphorus	0.228	0.100		mg/L	208701	1	06/18/2015 14:15	IO
Selenium	BRL	0.0200		mg/L	208701	1	06/15/2015 19:14	IO
Silver	BRL	0.0100		mg/L	208701	1	06/15/2015 19:14	IO
Zinc	0.0881	0.0200		mg/L	208701	1	06/15/2015 19:14	IO

Qualifiers:

- * Value exceeds maximum contaminant level
- BRL Below reporting limit
- H Holding times for preparation or analysis exceeded
- N Analyte not NELAC certified
- B Analyte detected in the associated method blank
- > Greater than Result value
- E Estimated (value above quantitation range)
- S Spike Recovery outside limits due to matrix
- Narr See case narrative
- NC Not confirmed
- < Less than Result value
- J Estimated value detected below Reporting Limit

Analytical Environmental Services, Inc **Date:** 19-Jun-15

Client:	Environmental Planning Specialists, Inc.	**Client Sample ID:**	15160-MW-3
Project Name:	PPC	**Collection Date:**	6/9/2015 6:07:00 PM
Lab ID:	1506C34-006	**Matrix:**	Groundwater

Analyses	Result	Reporting Limit	Qual	Units	BatchID	Dilution Factor	Date Analyzed	Analyst
TCL-SEMIVOLATILE ORGANICS SW8270D				**(SW3510C)**				
1,1´-Biphenyl	BRL	10		ug/L	208676	1	06/15/2015 21:13	YH
2,4,5-Trichlorophenol	BRL	25		ug/L	208676	1	06/15/2015 21:13	YH
2,4,6-Trichlorophenol	BRL	10		ug/L	208676	1	06/15/2015 21:13	YH
2,4-Dichlorophenol	BRL	10		ug/L	208676	1	06/15/2015 21:13	YH
2,4-Dimethylphenol	BRL	10		ug/L	208676	1	06/15/2015 21:13	YH
2,4-Dinitrophenol	BRL	25		ug/L	208676	1	06/15/2015 21:13	YH
2,4-Dinitrotoluene	BRL	10		ug/L	208676	1	06/15/2015 21:13	YH
2,6-Dinitrotoluene	BRL	10		ug/L	208676	1	06/15/2015 21:13	YH
2-Chloronaphthalene	BRL	10		ug/L	208676	1	06/15/2015 21:13	YH
2-Chlorophenol	BRL	10		ug/L	208676	1	06/15/2015 21:13	YH
2-Methylnaphthalene	BRL	10		ug/L	208676	1	06/15/2015 21:13	YH
2-Methylphenol	BRL	10		ug/L	208676	1	06/15/2015 21:13	YH
2-Nitroaniline	BRL	25		ug/L	208676	1	06/15/2015 21:13	YH
2-Nitrophenol	BRL	10		ug/L	208676	1	06/15/2015 21:13	YH
3,3´-Dichlorobenzidine	BRL	10		ug/L	208676	1	06/15/2015 21:13	YH
3-Nitroaniline	BRL	25		ug/L	208676	1	06/15/2015 21:13	YH
4,6-Dinitro-2-methylphenol	BRL	25		ug/L	208676	1	06/15/2015 21:13	YH
4-Bromophenyl phenyl ether	BRL	10		ug/L	208676	1	06/15/2015 21:13	YH
4-Chloro-3-methylphenol	BRL	10		ug/L	208676	1	06/15/2015 21:13	YH
4-Chloroaniline	BRL	10		ug/L	208676	1	06/15/2015 21:13	YH
4-Chlorophenyl phenyl ether	BRL	10		ug/L	208676	1	06/15/2015 21:13	YH
4-Methylphenol	BRL	10		ug/L	208676	1	06/15/2015 21:13	YH
4-Nitroaniline	BRL	25		ug/L	208676	1	06/15/2015 21:13	YH
4-Nitrophenol	BRL	25		ug/L	208676	1	06/15/2015 21:13	YH
Acenaphthene	BRL	10		ug/L	208676	1	06/15/2015 21:13	YH
Acenaphthylene	BRL	10		ug/L	208676	1	06/15/2015 21:13	YH
Acetophenone	BRL	10		ug/L	208676	1	06/15/2015 21:13	YH
Anthracene	BRL	10		ug/L	208676	1	06/15/2015 21:13	YH
Atrazine	BRL	10		ug/L	208676	1	06/15/2015 21:13	YH
Benz(a)anthracene	BRL	10		ug/L	208676	1	06/15/2015 21:13	YH
Benzaldehyde	BRL	10		ug/L	208676	1	06/15/2015 21:13	YH
Benzo(a)pyrene	BRL	10		ug/L	208676	1	06/15/2015 21:13	YH
Benzo(b)fluoranthene	BRL	10		ug/L	208676	1	06/15/2015 21:13	YH
Benzo(g,h,i)perylene	BRL	10		ug/L	208676	1	06/15/2015 21:13	YH
Benzo(k)fluoranthene	BRL	10		ug/L	208676	1	06/15/2015 21:13	YH
Bis(2-chloroethoxy)methane	BRL	10		ug/L	208676	1	06/15/2015 21:13	YH
Bis(2-chloroethyl)ether	BRL	10		ug/L	208676	1	06/15/2015 21:13	YH
Bis(2-chloroisopropyl)ether	BRL	10		ug/L	208676	1	06/15/2015 21:13	YH
Bis(2-ethylhexyl)phthalate	BRL	10		ug/L	208676	1	06/15/2015 21:13	YH
Butyl benzyl phthalate	BRL	10		ug/L	208676	1	06/15/2015 21:13	YH
Caprolactam	BRL	10		ug/L	208676	1	06/15/2015 21:13	YH

Qualifiers:

- * Value exceeds maximum contaminant level
- BRL Below reporting limit
- H Holding times for preparation or analysis exceeded
- N Analyte not NELAC certified
- B Analyte detected in the associated method blank
- > Greater than Result value
- E Estimated (value above quantitation range)
- S Spike Recovery outside limits due to matrix
- Narr See case narrative
- NC Not confirmed
- < Less than Result value
- J Estimated value detected below Reporting Limit

Analytical Environmental Services, Inc **Date:** 19-Jun-15

Client:	Environmental Planning Specialists, Inc.	**Client Sample ID:**	15160-MW-3
Project Name:	PPC	**Collection Date:**	6/9/2015 6:07:00 PM
Lab ID:	1506C34-006	**Matrix:**	Groundwater

Analyses	Result	Reporting Limit	Qual	Units	BatchID	Dilution Factor	Date Analyzed	Analyst
TCL-SEMIVOLATILE ORGANICS SW8270D				**(SW3510C)**				
Carbazole	BRL	10		ug/L	208676	1	06/15/2015 21:13	YH
Chrysene	BRL	10		ug/L	208676	1	06/15/2015 21:13	YH
Di-n-butyl phthalate	BRL	10		ug/L	208676	1	06/15/2015 21:13	YH
Di-n-octyl phthalate	BRL	10		ug/L	208676	1	06/15/2015 21:13	YH
Dibenz(a,h)anthracene	BRL	10		ug/L	208676	1	06/15/2015 21:13	YH
Dibenzofuran	BRL	10		ug/L	208676	1	06/15/2015 21:13	YH
Diethyl phthalate	BRL	10		ug/L	208676	1	06/15/2015 21:13	YH
Dimethyl phthalate	BRL	10		ug/L	208676	1	06/15/2015 21:13	YH
Fluoranthene	BRL	10		ug/L	208676	1	06/15/2015 21:13	YH
Fluorene	BRL	10		ug/L	208676	1	06/15/2015 21:13	YH
Hexachlorobenzene	BRL	10		ug/L	208676	1	06/15/2015 21:13	YH
Hexachlorobutadiene	BRL	10		ug/L	208676	1	06/15/2015 21:13	YH
Hexachlorocyclopentadiene	BRL	10		ug/L	208676	1	06/15/2015 21:13	YH
Hexachloroethane	BRL	10		ug/L	208676	1	06/15/2015 21:13	YH
Indeno(1,2,3-cd)pyrene	BRL	10		ug/L	208676	1	06/15/2015 21:13	YH
Isophorone	BRL	10		ug/L	208676	1	06/15/2015 21:13	YH
N-Nitrosodi-n-propylamine	BRL	10		ug/L	208676	1	06/15/2015 21:13	YH
N-Nitrosodiphenylamine	BRL	10		ug/L	208676	1	06/15/2015 21:13	YH
Naphthalene	BRL	10		ug/L	208676	1	06/15/2015 21:13	YH
Nitrobenzene	BRL	10		ug/L	208676	1	06/15/2015 21:13	YH
Pentachlorophenol	BRL	25		ug/L	208676	1	06/15/2015 21:13	YH
Phenanthrene	BRL	10		ug/L	208676	1	06/15/2015 21:13	YH
Phenol	BRL	10		ug/L	208676	1	06/15/2015 21:13	YH
Pyrene	BRL	10		ug/L	208676	1	06/15/2015 21:13	YH
Surr: 2,4,6-Tribromophenol	82.8	52-133		%REC	208676	1	06/15/2015 21:13	YH
Surr: 2-Fluorobiphenyl	80	50-121		%REC	208676	1	06/15/2015 21:13	YH
Surr: 2-Fluorophenol	50.3	27.5-120		%REC	208676	1	06/15/2015 21:13	YH
Surr: 4-Terphenyl-d14	78.7	46.3-137		%REC	208676	1	06/15/2015 21:13	YH
Surr: Nitrobenzene-d5	71.1	41.2-121		%REC	208676	1	06/15/2015 21:13	YH
Surr: Phenol-d5	38	14.3-120		%REC	208676	1	06/15/2015 21:13	YH
TCL VOLATILE ORGANICS SW8260B				**(SW5030B)**				
1,1,1-Trichloroethane	BRL	5.0		ug/L	208771	1	06/13/2015 18:19	GK
1,1,2,2-Tetrachloroethane	BRL	5.0		ug/L	208771	1	06/13/2015 18:19	GK
1,1,2-Trichloroethane	BRL	5.0		ug/L	208771	1	06/13/2015 18:19	GK
1,1-Dichloroethane	BRL	5.0		ug/L	208771	1	06/13/2015 18:19	GK
1,1-Dichloroethene	BRL	5.0		ug/L	208771	1	06/13/2015 18:19	GK
1,2,4-Trichlorobenzene	BRL	5.0		ug/L	208771	1	06/13/2015 18:19	GK
1,2-Dibromo-3-chloropropane	BRL	5.0		ug/L	208771	1	06/13/2015 18:19	GK
1,2-Dibromoethane	BRL	5.0		ug/L	208771	1	06/13/2015 18:19	GK
1,2-Dichlorobenzene	BRL	5.0		ug/L	208771	1	06/13/2015 18:19	GK

Qualifiers:

- * Value exceeds maximum contaminant level
- BRL Below reporting limit
- H Holding times for preparation or analysis exceeded
- N Analyte not NELAC certified
- B Analyte detected in the associated method blank
- > Greater than Result value
- E Estimated (value above quantitation range)
- S Spike Recovery outside limits due to matrix
- Narr See case narrative
- NC Not confirmed
- < Less than Result value
- J Estimated value detected below Reporting Limit

Analytical Environmental Services, Inc **Date:** 19-Jun-15

Client:	Environmental Planning Specialists, Inc.	**Client Sample ID:**	15160-MW-3
Project Name:	PPC	**Collection Date:**	6/9/2015 6:07:00 PM
Lab ID:	1506C34-006	**Matrix:**	Groundwater

Analyses	Result	Reporting Limit	Qual	Units	BatchID	Dilution Factor	Date Analyzed	Analyst
TCL VOLATILE ORGANICS SW8260B				**(SW5030B)**				
1,2-Dichloroethane	BRL	5.0		ug/L	208771	1	06/13/2015 18:19	GK
1,2-Dichloropropane	BRL	5.0		ug/L	208771	1	06/13/2015 18:19	GK
1,3-Dichlorobenzene	BRL	5.0		ug/L	208771	1	06/13/2015 18:19	GK
1,4-Dichlorobenzene	BRL	5.0		ug/L	208771	1	06/13/2015 18:19	GK
2-Butanone	BRL	50		ug/L	208771	1	06/13/2015 18:19	GK
2-Hexanone	BRL	10		ug/L	208771	1	06/13/2015 18:19	GK
4-Methyl-2-pentanone	BRL	10		ug/L	208771	1	06/13/2015 18:19	GK
Acetone	BRL	50		ug/L	208771	1	06/13/2015 18:19	GK
Benzene	BRL	5.0		ug/L	208771	1	06/13/2015 18:19	GK
Bromodichloromethane	BRL	5.0		ug/L	208771	1	06/13/2015 18:19	GK
Bromoform	BRL	5.0		ug/L	208771	1	06/13/2015 18:19	GK
Bromomethane	BRL	5.0		ug/L	208771	1	06/13/2015 18:19	GK
Carbon disulfide	BRL	5.0		ug/L	208771	1	06/13/2015 18:19	GK
Carbon tetrachloride	BRL	5.0		ug/L	208771	1	06/13/2015 18:19	GK
Chlorobenzene	BRL	5.0		ug/L	208771	1	06/13/2015 18:19	GK
Chloroethane	BRL	10		ug/L	208771	1	06/13/2015 18:19	GK
Chloroform	BRL	5.0		ug/L	208771	1	06/13/2015 18:19	GK
Chloromethane	BRL	10		ug/L	208771	1	06/13/2015 18:19	GK
cis-1,2-Dichloroethene	BRL	5.0		ug/L	208771	1	06/13/2015 18:19	GK
cis-1,3-Dichloropropene	BRL	5.0		ug/L	208771	1	06/13/2015 18:19	GK
Cyclohexane	BRL	5.0		ug/L	208771	1	06/13/2015 18:19	GK
Dibromochloromethane	BRL	5.0		ug/L	208771	1	06/13/2015 18:19	GK
Dichlorodifluoromethane	BRL	10		ug/L	208771	1	06/13/2015 18:19	GK
Ethylbenzene	BRL	5.0		ug/L	208771	1	06/13/2015 18:19	GK
Freon-113	BRL	10		ug/L	208771	1	06/13/2015 18:19	GK
Isopropylbenzene	BRL	5.0		ug/L	208771	1	06/13/2015 18:19	GK
m,p-Xylene	BRL	5.0		ug/L	208771	1	06/13/2015 18:19	GK
Methyl acetate	BRL	5.0		ug/L	208771	1	06/13/2015 18:19	GK
Methyl tert-butyl ether	BRL	5.0		ug/L	208771	1	06/13/2015 18:19	GK
Methylcyclohexane	BRL	5.0		ug/L	208771	1	06/13/2015 18:19	GK
Methylene chloride	BRL	5.0		ug/L	208771	1	06/13/2015 18:19	GK
o-Xylene	BRL	5.0		ug/L	208771	1	06/13/2015 18:19	GK
Styrene	BRL	5.0		ug/L	208771	1	06/13/2015 18:19	GK
Tetrachloroethene	BRL	5.0		ug/L	208771	1	06/13/2015 18:19	GK
Toluene	BRL	5.0		ug/L	208771	1	06/13/2015 18:19	GK
trans-1,2-Dichloroethene	BRL	5.0		ug/L	208771	1	06/13/2015 18:19	GK
trans-1,3-Dichloropropene	BRL	5.0		ug/L	208771	1	06/13/2015 18:19	GK
Trichloroethene	BRL	5.0		ug/L	208771	1	06/13/2015 18:19	GK
Trichlorofluoromethane	BRL	5.0		ug/L	208771	1	06/13/2015 18:19	GK
Vinyl chloride	BRL	2.0		ug/L	208771	1	06/13/2015 18:19	GK
Surr: 4-Bromofluorobenzene	93.5	70.6-123		%REC	208771	1	06/13/2015 18:19	GK

Qualifiers:

*	Value exceeds maximum contaminant level	E	Estimated (value above quantitation range)
BRL	Below reporting limit	S	Spike Recovery outside limits due to matrix
H	Holding times for preparation or analysis exceeded	Narr	See case narrative
N	Analyte not NELAC certified	NC	Not confirmed
B	Analyte detected in the associated method blank	<	Less than Result value
>	Greater than Result value	J	Estimated value detected below Reporting Limit

Analytical Environmental Services, Inc **Date:** 19-Jun-15

Client:	Environmental Planning Specialists, Inc.	**Client Sample ID:**	15160-MW-3
Project Name:	PPC	**Collection Date:**	6/9/2015 6:07:00 PM
Lab ID:	1506C34-006	**Matrix:**	Groundwater

Analyses	Result	Reporting Limit	Qual	Units	BatchID	Dilution Factor	Date Analyzed	Analyst
TCL VOLATILE ORGANICS SW8260B				**(SW5030B)**				
Surr: Dibromofluoromethane	105	78.7-124		%REC	208771	1	06/13/2015 18:19	GK
Surr: Toluene-d8	105	81.3-120		%REC	208771	1	06/13/2015 18:19	GK
Mercury, Total SW7470A				**(SW7470A)**				
Mercury	BRL	0.00020		mg/L	208854	1	06/16/2015 13:59	TA
METALS, TOTAL SW6010C				**(SW3010A)**				
Arsenic	BRL	0.0500		mg/L	208701	1	06/15/2015 19:18	IO
Barium	0.338	0.0200		mg/L	208701	1	06/15/2015 19:18	IO
Cadmium	BRL	0.0050		mg/L	208701	1	06/15/2015 19:18	IO
Chromium	0.0492	0.0100		mg/L	208701	1	06/15/2015 19:18	IO
Lead	BRL	0.0100		mg/L	208701	1	06/15/2015 19:18	IO
Nickel	0.0290	0.0200		mg/L	208701	1	06/15/2015 19:18	IO
Phosphorus	0.212	0.100		mg/L	208701	1	06/18/2015 14:17	IO
Selenium	BRL	0.0200		mg/L	208701	1	06/15/2015 19:18	IO
Silver	BRL	0.0100		mg/L	208701	1	06/15/2015 19:18	IO
Zinc	0.0934	0.0200		mg/L	208701	1	06/15/2015 19:18	IO

Qualifiers:

- * Value exceeds maximum contaminant level
- BRL Below reporting limit
- H Holding times for preparation or analysis exceeded
- N Analyte not NELAC certified
- B Analyte detected in the associated method blank
- > Greater than Result value
- E Estimated (value above quantitation range)
- S Spike Recovery outside limits due to matrix
- Narr See case narrative
- NC Not confirmed
- < Less than Result value
- J Estimated value detected below Reporting Limit

Analytical Environmental Services, Inc **Date:** 19-Jun-15

Client:	Environmental Planning Specialists, Inc.	**Client Sample ID:**	15160-MW-4
Project Name:	PPC	**Collection Date:**	6/9/2015 2:33:00 PM
Lab ID:	1506C34-007	**Matrix:**	Groundwater

Analyses	Result	Reporting Limit	Qual	Units	BatchID	Dilution Factor	Date Analyzed	Analyst
TCL-SEMIVOLATILE ORGANICS SW8270D				**(SW3510C)**				
1,1´-Biphenyl	BRL	10		ug/L	208676	1	06/15/2015 21:38	YH
2,4,5-Trichlorophenol	BRL	25		ug/L	208676	1	06/15/2015 21:38	YH
2,4,6-Trichlorophenol	BRL	10		ug/L	208676	1	06/15/2015 21:38	YH
2,4-Dichlorophenol	BRL	10		ug/L	208676	1	06/15/2015 21:38	YH
2,4-Dimethylphenol	BRL	10		ug/L	208676	1	06/15/2015 21:38	YH
2,4-Dinitrophenol	BRL	25		ug/L	208676	1	06/15/2015 21:38	YH
2,4-Dinitrotoluene	BRL	10		ug/L	208676	1	06/15/2015 21:38	YH
2,6-Dinitrotoluene	BRL	10		ug/L	208676	1	06/15/2015 21:38	YH
2-Chloronaphthalene	BRL	10		ug/L	208676	1	06/15/2015 21:38	YH
2-Chlorophenol	BRL	10		ug/L	208676	1	06/15/2015 21:38	YH
2-Methylnaphthalene	BRL	10		ug/L	208676	1	06/15/2015 21:38	YH
2-Methylphenol	BRL	10		ug/L	208676	1	06/15/2015 21:38	YH
2-Nitroaniline	BRL	25		ug/L	208676	1	06/15/2015 21:38	YH
2-Nitrophenol	BRL	10		ug/L	208676	1	06/15/2015 21:38	YH
3,3´-Dichlorobenzidine	BRL	10		ug/L	208676	1	06/15/2015 21:38	YH
3-Nitroaniline	BRL	25		ug/L	208676	1	06/15/2015 21:38	YH
4,6-Dinitro-2-methylphenol	BRL	25		ug/L	208676	1	06/15/2015 21:38	YH
4-Bromophenyl phenyl ether	BRL	10		ug/L	208676	1	06/15/2015 21:38	YH
4-Chloro-3-methylphenol	BRL	10		ug/L	208676	1	06/15/2015 21:38	YH
4-Chloroaniline	BRL	10		ug/L	208676	1	06/15/2015 21:38	YH
4-Chlorophenyl phenyl ether	BRL	10		ug/L	208676	1	06/15/2015 21:38	YH
4-Methylphenol	BRL	10		ug/L	208676	1	06/15/2015 21:38	YH
4-Nitroaniline	BRL	25		ug/L	208676	1	06/15/2015 21:38	YH
4-Nitrophenol	BRL	25		ug/L	208676	1	06/15/2015 21:38	YH
Acenaphthene	BRL	10		ug/L	208676	1	06/15/2015 21:38	YH
Acenaphthylene	BRL	10		ug/L	208676	1	06/15/2015 21:38	YH
Acetophenone	BRL	10		ug/L	208676	1	06/15/2015 21:38	YH
Anthracene	BRL	10		ug/L	208676	1	06/15/2015 21:38	YH
Atrazine	BRL	10		ug/L	208676	1	06/15/2015 21:38	YH
Benz(a)anthracene	BRL	10		ug/L	208676	1	06/15/2015 21:38	YH
Benzaldehyde	BRL	10		ug/L	208676	1	06/15/2015 21:38	YH
Benzo(a)pyrene	BRL	10		ug/L	208676	1	06/15/2015 21:38	YH
Benzo(b)fluoranthene	BRL	10		ug/L	208676	1	06/15/2015 21:38	YH
Benzo(g,h,i)perylene	BRL	10		ug/L	208676	1	06/15/2015 21:38	YH
Benzo(k)fluoranthene	BRL	10		ug/L	208676	1	06/15/2015 21:38	YH
Bis(2-chloroethoxy)methane	BRL	10		ug/L	208676	1	06/15/2015 21:38	YH
Bis(2-chloroethyl)ether	BRL	10		ug/L	208676	1	06/15/2015 21:38	YH
Bis(2-chloroisopropyl)ether	BRL	10		ug/L	208676	1	06/15/2015 21:38	YH
Bis(2-ethylhexyl)phthalate	BRL	10		ug/L	208676	1	06/15/2015 21:38	YH
Butyl benzyl phthalate	BRL	10		ug/L	208676	1	06/15/2015 21:38	YH
Caprolactam	BRL	10		ug/L	208676	1	06/15/2015 21:38	YH

Qualifiers:

- * Value exceeds maximum contaminant level
- BRL Below reporting limit
- H Holding times for preparation or analysis exceeded
- N Analyte not NELAC certified
- B Analyte detected in the associated method blank
- > Greater than Result value
- E Estimated (value above quantitation range)
- S Spike Recovery outside limits due to matrix
- Narr See case narrative
- NC Not confirmed
- < Less than Result value
- J Estimated value detected below Reporting Limit

Analytical Environmental Services, Inc **Date:** 19-Jun-15

Client:	Environmental Planning Specialists, Inc.	**Client Sample ID:**	15160-MW-4
Project Name:	PPC	**Collection Date:**	6/9/2015 2:33:00 PM
Lab ID:	1506C34-007	**Matrix:**	Groundwater

Analyses	Result	Reporting Limit	Qual	Units	BatchID	Dilution Factor	Date Analyzed	Analyst
TCL-SEMIVOLATILE ORGANICS SW8270D				**(SW3510C)**				
Carbazole	BRL	10		ug/L	208676	1	06/15/2015 21:38	YH
Chrysene	BRL	10		ug/L	208676	1	06/15/2015 21:38	YH
Di-n-butyl phthalate	BRL	10		ug/L	208676	1	06/15/2015 21:38	YH
Di-n-octyl phthalate	BRL	10		ug/L	208676	1	06/15/2015 21:38	YH
Dibenz(a,h)anthracene	BRL	10		ug/L	208676	1	06/15/2015 21:38	YH
Dibenzofuran	BRL	10		ug/L	208676	1	06/15/2015 21:38	YH
Diethyl phthalate	BRL	10		ug/L	208676	1	06/15/2015 21:38	YH
Dimethyl phthalate	BRL	10		ug/L	208676	1	06/15/2015 21:38	YH
Fluoranthene	BRL	10		ug/L	208676	1	06/15/2015 21:38	YH
Fluorene	BRL	10		ug/L	208676	1	06/15/2015 21:38	YH
Hexachlorobenzene	BRL	10		ug/L	208676	1	06/15/2015 21:38	YH
Hexachlorobutadiene	BRL	10		ug/L	208676	1	06/15/2015 21:38	YH
Hexachlorocyclopentadiene	BRL	10		ug/L	208676	1	06/15/2015 21:38	YH
Hexachloroethane	BRL	10		ug/L	208676	1	06/15/2015 21:38	YH
Indeno(1,2,3-cd)pyrene	BRL	10		ug/L	208676	1	06/15/2015 21:38	YH
Isophorone	BRL	10		ug/L	208676	1	06/15/2015 21:38	YH
N-Nitrosodi-n-propylamine	BRL	10		ug/L	208676	1	06/15/2015 21:38	YH
N-Nitrosodiphenylamine	BRL	10		ug/L	208676	1	06/15/2015 21:38	YH
Naphthalene	BRL	10		ug/L	208676	1	06/15/2015 21:38	YH
Nitrobenzene	BRL	10		ug/L	208676	1	06/15/2015 21:38	YH
Pentachlorophenol	BRL	25		ug/L	208676	1	06/15/2015 21:38	YH
Phenanthrene	BRL	10		ug/L	208676	1	06/15/2015 21:38	YH
Phenol	BRL	10		ug/L	208676	1	06/15/2015 21:38	YH
Pyrene	BRL	10		ug/L	208676	1	06/15/2015 21:38	YH
Surr: 2,4,6-Tribromophenol	78.4	52-133		%REC	208676	1	06/15/2015 21:38	YH
Surr: 2-Fluorobiphenyl	72.9	50-121		%REC	208676	1	06/15/2015 21:38	YH
Surr: 2-Fluorophenol	50	27.5-120		%REC	208676	1	06/15/2015 21:38	YH
Surr: 4-Terphenyl-d14	74.4	46.3-137		%REC	208676	1	06/15/2015 21:38	YH
Surr: Nitrobenzene-d5	61.9	41.2-121		%REC	208676	1	06/15/2015 21:38	YH
Surr: Phenol-d5	41.5	14.3-120		%REC	208676	1	06/15/2015 21:38	YH
TCL VOLATILE ORGANICS SW8260B				**(SW5030B)**				
1,1,1-Trichloroethane	BRL	5.0		ug/L	208771	1	06/13/2015 18:42	GK
1,1,2,2-Tetrachloroethane	BRL	5.0		ug/L	208771	1	06/13/2015 18:42	GK
1,1,2-Trichloroethane	BRL	5.0		ug/L	208771	1	06/13/2015 18:42	GK
1,1-Dichloroethane	BRL	5.0		ug/L	208771	1	06/13/2015 18:42	GK
1,1-Dichloroethene	BRL	5.0		ug/L	208771	1	06/13/2015 18:42	GK
1,2,4-Trichlorobenzene	BRL	5.0		ug/L	208771	1	06/13/2015 18:42	GK
1,2-Dibromo-3-chloropropane	BRL	5.0		ug/L	208771	1	06/13/2015 18:42	GK
1,2-Dibromoethane	BRL	5.0		ug/L	208771	1	06/13/2015 18:42	GK
1,2-Dichlorobenzene	BRL	5.0		ug/L	208771	1	06/13/2015 18:42	GK

Qualifiers:

- * Value exceeds maximum contaminant level
- BRL Below reporting limit
- H Holding times for preparation or analysis exceeded
- N Analyte not NELAC certified
- B Analyte detected in the associated method blank
- > Greater than Result value
- E Estimated (value above quantitation range)
- S Spike Recovery outside limits due to matrix
- Narr See case narrative
- NC Not confirmed
- < Less than Result value
- J Estimated value detected below Reporting Limit

Analytical Environmental Services, Inc **Date:** 19-Jun-15

Client:	Environmental Planning Specialists, Inc.	**Client Sample ID:**	15160-MW-4
Project Name:	PPC	**Collection Date:**	6/9/2015 2:33:00 PM
Lab ID:	1506C34-007	**Matrix:**	Groundwater

Analyses	Result	Reporting Limit	Qual	Units	BatchID	Dilution Factor	Date Analyzed	Analyst
TCL VOLATILE ORGANICS SW8260B				**(SW5030B)**				
1,2-Dichloroethane	BRL	5.0		ug/L	208771	1	06/13/2015 18:42	GK
1,2-Dichloropropane	BRL	5.0		ug/L	208771	1	06/13/2015 18:42	GK
1,3-Dichlorobenzene	BRL	5.0		ug/L	208771	1	06/13/2015 18:42	GK
1,4-Dichlorobenzene	BRL	5.0		ug/L	208771	1	06/13/2015 18:42	GK
2-Butanone	BRL	50		ug/L	208771	1	06/13/2015 18:42	GK
2-Hexanone	BRL	10		ug/L	208771	1	06/13/2015 18:42	GK
4-Methyl-2-pentanone	BRL	10		ug/L	208771	1	06/13/2015 18:42	GK
Acetone	BRL	50		ug/L	208771	1	06/13/2015 18:42	GK
Benzene	BRL	5.0		ug/L	208771	1	06/13/2015 18:42	GK
Bromodichloromethane	BRL	5.0		ug/L	208771	1	06/13/2015 18:42	GK
Bromoform	BRL	5.0		ug/L	208771	1	06/13/2015 18:42	GK
Bromomethane	BRL	5.0		ug/L	208771	1	06/13/2015 18:42	GK
Carbon disulfide	BRL	5.0		ug/L	208771	1	06/13/2015 18:42	GK
Carbon tetrachloride	BRL	5.0		ug/L	208771	1	06/13/2015 18:42	GK
Chlorobenzene	BRL	5.0		ug/L	208771	1	06/13/2015 18:42	GK
Chloroethane	BRL	10		ug/L	208771	1	06/13/2015 18:42	GK
Chloroform	BRL	5.0		ug/L	208771	1	06/13/2015 18:42	GK
Chloromethane	BRL	10		ug/L	208771	1	06/13/2015 18:42	GK
cis-1,2-Dichloroethene	BRL	5.0		ug/L	208771	1	06/13/2015 18:42	GK
cis-1,3-Dichloropropene	BRL	5.0		ug/L	208771	1	06/13/2015 18:42	GK
Cyclohexane	BRL	5.0		ug/L	208771	1	06/13/2015 18:42	GK
Dibromochloromethane	BRL	5.0		ug/L	208771	1	06/13/2015 18:42	GK
Dichlorodifluoromethane	BRL	10		ug/L	208771	1	06/13/2015 18:42	GK
Ethylbenzene	BRL	5.0		ug/L	208771	1	06/13/2015 18:42	GK
Freon-113	BRL	10		ug/L	208771	1	06/13/2015 18:42	GK
Isopropylbenzene	BRL	5.0		ug/L	208771	1	06/13/2015 18:42	GK
m,p-Xylene	BRL	5.0		ug/L	208771	1	06/13/2015 18:42	GK
Methyl acetate	BRL	5.0		ug/L	208771	1	06/13/2015 18:42	GK
Methyl tert-butyl ether	BRL	5.0		ug/L	208771	1	06/13/2015 18:42	GK
Methylcyclohexane	BRL	5.0		ug/L	208771	1	06/13/2015 18:42	GK
Methylene chloride	BRL	5.0		ug/L	208771	1	06/13/2015 18:42	GK
o-Xylene	BRL	5.0		ug/L	208771	1	06/13/2015 18:42	GK
Styrene	BRL	5.0		ug/L	208771	1	06/13/2015 18:42	GK
Tetrachloroethene	BRL	5.0		ug/L	208771	1	06/13/2015 18:42	GK
Toluene	BRL	5.0		ug/L	208771	1	06/13/2015 18:42	GK
trans-1,2-Dichloroethene	BRL	5.0		ug/L	208771	1	06/13/2015 18:42	GK
trans-1,3-Dichloropropene	BRL	5.0		ug/L	208771	1	06/13/2015 18:42	GK
Trichloroethene	BRL	5.0		ug/L	208771	1	06/13/2015 18:42	GK
Trichlorofluoromethane	BRL	5.0		ug/L	208771	1	06/13/2015 18:42	GK
Vinyl chloride	BRL	2.0		ug/L	208771	1	06/13/2015 18:42	GK
Surr: 4-Bromofluorobenzene	98.6	70.6-123		%REC	208771	1	06/13/2015 18:42	GK

Qualifiers:

- * Value exceeds maximum contaminant level
- BRL Below reporting limit
- H Holding times for preparation or analysis exceeded
- N Analyte not NELAC certified
- B Analyte detected in the associated method blank
- > Greater than Result value
- E Estimated (value above quantitation range)
- S Spike Recovery outside limits due to matrix
- Narr See case narrative
- NC Not confirmed
- < Less than Result value
- J Estimated value detected below Reporting Limit

Analytical Environmental Services, Inc **Date:** 19-Jun-15

Client:	Environmental Planning Specialists, Inc.	**Client Sample ID:**	15160-MW-4
Project Name:	PPC	**Collection Date:**	6/9/2015 2:33:00 PM
Lab ID:	1506C34-007	**Matrix:**	Groundwater

Analyses	Result	Reporting Limit	Qual	Units	BatchID	Dilution Factor	Date Analyzed	Analyst
TCL VOLATILE ORGANICS SW8260B				**(SW5030B)**				
Surr: Dibromofluoromethane	99.3	78.7-124		%REC	208771	1	06/13/2015 18:42	GK
Surr: Toluene-d8	104	81.3-120		%REC	208771	1	06/13/2015 18:42	GK
Mercury, Total SW7470A				**(SW7470A)**				
Mercury	BRL	0.00020		mg/L	208854	1	06/16/2015 14:01	TA
METALS, TOTAL SW6010C				**(SW3010A)**				
Arsenic	BRL	0.0500		mg/L	208701	1	06/15/2015 19:22	IO
Barium	0.0985	0.0200		mg/L	208701	1	06/15/2015 19:22	IO
Cadmium	BRL	0.0050		mg/L	208701	1	06/15/2015 19:22	IO
Chromium	BRL	0.0100		mg/L	208701	1	06/15/2015 19:22	IO
Lead	BRL	0.0100		mg/L	208701	1	06/15/2015 19:22	IO
Nickel	BRL	0.0200		mg/L	208701	1	06/15/2015 19:22	IO
Phosphorus	BRL	0.100		mg/L	208701	1	06/18/2015 14:20	IO
Selenium	BRL	0.0200		mg/L	208701	1	06/15/2015 19:22	IO
Silver	BRL	0.0100		mg/L	208701	1	06/15/2015 19:22	IO
Zinc	BRL	0.0200		mg/L	208701	1	06/15/2015 19:22	IO

Qualifiers:

- * Value exceeds maximum contaminant level
- BRL Below reporting limit
- H Holding times for preparation or analysis exceeded
- N Analyte not NELAC certified
- B Analyte detected in the associated method blank
- > Greater than Result value
- E Estimated (value above quantitation range)
- S Spike Recovery outside limits due to matrix
- Narr See case narrative
- NC Not confirmed
- < Less than Result value
- J Estimated value detected below Reporting Limit

Analytical Environmental Services, Inc **Date:** 19-Jun-15

Client:	Environmental Planning Specialists, Inc.	**Client Sample ID:**	15160-MW-5
Project Name:	PPC	**Collection Date:**	6/9/2015 12:33:00 PM
Lab ID:	1506C34-008	**Matrix:**	Groundwater

Analyses	Result	Reporting Limit	Qual	Units	BatchID	Dilution Factor	Date Analyzed	Analyst
TCL-SEMIVOLATILE ORGANICS SW8270D					**(SW3510C)**			
1,1´-Biphenyl	BRL	10		ug/L	208676	1	06/15/2015 17:01	YH
2,4,5-Trichlorophenol	BRL	25		ug/L	208676	1	06/15/2015 17:01	YH
2,4,6-Trichlorophenol	BRL	10		ug/L	208676	1	06/15/2015 17:01	YH
2,4-Dichlorophenol	BRL	10		ug/L	208676	1	06/15/2015 17:01	YH
2,4-Dimethylphenol	BRL	10		ug/L	208676	1	06/15/2015 17:01	YH
2,4-Dinitrophenol	BRL	25		ug/L	208676	1	06/15/2015 17:01	YH
2,4-Dinitrotoluene	BRL	10		ug/L	208676	1	06/15/2015 17:01	YH
2,6-Dinitrotoluene	BRL	10		ug/L	208676	1	06/15/2015 17:01	YH
2-Chloronaphthalene	BRL	10		ug/L	208676	1	06/15/2015 17:01	YH
2-Chlorophenol	BRL	10		ug/L	208676	1	06/15/2015 17:01	YH
2-Methylnaphthalene	BRL	10		ug/L	208676	1	06/15/2015 17:01	YH
2-Methylphenol	BRL	10		ug/L	208676	1	06/15/2015 17:01	YH
2-Nitroaniline	BRL	25		ug/L	208676	1	06/15/2015 17:01	YH
2-Nitrophenol	BRL	10		ug/L	208676	1	06/15/2015 17:01	YH
3,3´-Dichlorobenzidine	BRL	10		ug/L	208676	1	06/15/2015 17:01	YH
3-Nitroaniline	BRL	25		ug/L	208676	1	06/15/2015 17:01	YH
4,6-Dinitro-2-methylphenol	BRL	25		ug/L	208676	1	06/15/2015 17:01	YH
4-Bromophenyl phenyl ether	BRL	10		ug/L	208676	1	06/15/2015 17:01	YH
4-Chloro-3-methylphenol	BRL	10		ug/L	208676	1	06/15/2015 17:01	YH
4-Chloroaniline	BRL	10		ug/L	208676	1	06/15/2015 17:01	YH
4-Chlorophenyl phenyl ether	BRL	10		ug/L	208676	1	06/15/2015 17:01	YH
4-Methylphenol	BRL	10		ug/L	208676	1	06/15/2015 17:01	YH
4-Nitroaniline	BRL	25		ug/L	208676	1	06/15/2015 17:01	YH
4-Nitrophenol	BRL	25		ug/L	208676	1	06/15/2015 17:01	YH
Acenaphthene	BRL	10		ug/L	208676	1	06/15/2015 17:01	YH
Acenaphthylene	BRL	10		ug/L	208676	1	06/15/2015 17:01	YH
Acetophenone	BRL	10		ug/L	208676	1	06/15/2015 17:01	YH
Anthracene	BRL	10		ug/L	208676	1	06/15/2015 17:01	YH
Atrazine	BRL	10		ug/L	208676	1	06/15/2015 17:01	YH
Benz(a)anthracene	BRL	10		ug/L	208676	1	06/15/2015 17:01	YH
Benzaldehyde	BRL	10		ug/L	208676	1	06/15/2015 17:01	YH
Benzo(a)pyrene	BRL	10		ug/L	208676	1	06/15/2015 17:01	YH
Benzo(b)fluoranthene	BRL	10		ug/L	208676	1	06/15/2015 17:01	YH
Benzo(g,h,i)perylene	BRL	10		ug/L	208676	1	06/15/2015 17:01	YH
Benzo(k)fluoranthene	BRL	10		ug/L	208676	1	06/15/2015 17:01	YH
Bis(2-chloroethoxy)methane	BRL	10		ug/L	208676	1	06/15/2015 17:01	YH
Bis(2-chloroethyl)ether	BRL	10		ug/L	208676	1	06/15/2015 17:01	YH
Bis(2-chloroisopropyl)ether	BRL	10		ug/L	208676	1	06/15/2015 17:01	YH
Bis(2-ethylhexyl)phthalate	BRL	10		ug/L	208676	1	06/15/2015 17:01	YH
Butyl benzyl phthalate	BRL	10		ug/L	208676	1	06/15/2015 17:01	YH
Caprolactam	BRL	10		ug/L	208676	1	06/15/2015 17:01	YH

Qualifiers:

- * Value exceeds maximum contaminant level
- BRL Below reporting limit
- H Holding times for preparation or analysis exceeded
- N Analyte not NELAC certified
- B Analyte detected in the associated method blank
- > Greater than Result value
- E Estimated (value above quantitation range)
- S Spike Recovery outside limits due to matrix
- Narr See case narrative
- NC Not confirmed
- < Less than Result value
- J Estimated value detected below Reporting Limit

Analytical Environmental Services, Inc **Date:** 19-Jun-15

Client:	Environmental Planning Specialists, Inc.	**Client Sample ID:**	15160-MW-5
Project Name:	PPC	**Collection Date:**	6/9/2015 12:33:00 PM
Lab ID:	1506C34-008	**Matrix:**	Groundwater

Analyses	Result	Reporting Limit	Qual	Units	BatchID	Dilution Factor	Date Analyzed	Analyst
TCL-SEMIVOLATILE ORGANICS SW8270D				**(SW3510C)**				
Carbazole	BRL	10		ug/L	208676	1	06/15/2015 17:01	YH
Chrysene	BRL	10		ug/L	208676	1	06/15/2015 17:01	YH
Di-n-butyl phthalate	BRL	10		ug/L	208676	1	06/15/2015 17:01	YH
Di-n-octyl phthalate	BRL	10		ug/L	208676	1	06/15/2015 17:01	YH
Dibenz(a,h)anthracene	BRL	10		ug/L	208676	1	06/15/2015 17:01	YH
Dibenzofuran	BRL	10		ug/L	208676	1	06/15/2015 17:01	YH
Diethyl phthalate	BRL	10		ug/L	208676	1	06/15/2015 17:01	YH
Dimethyl phthalate	BRL	10		ug/L	208676	1	06/15/2015 17:01	YH
Fluoranthene	BRL	10		ug/L	208676	1	06/15/2015 17:01	YH
Fluorene	BRL	10		ug/L	208676	1	06/15/2015 17:01	YH
Hexachlorobenzene	BRL	10		ug/L	208676	1	06/15/2015 17:01	YH
Hexachlorobutadiene	BRL	10		ug/L	208676	1	06/15/2015 17:01	YH
Hexachlorocyclopentadiene	BRL	10		ug/L	208676	1	06/15/2015 17:01	YH
Hexachloroethane	BRL	10		ug/L	208676	1	06/15/2015 17:01	YH
Indeno(1,2,3-cd)pyrene	BRL	10		ug/L	208676	1	06/15/2015 17:01	YH
Isophorone	BRL	10		ug/L	208676	1	06/15/2015 17:01	YH
N-Nitrosodi-n-propylamine	BRL	10		ug/L	208676	1	06/15/2015 17:01	YH
N-Nitrosodiphenylamine	BRL	10		ug/L	208676	1	06/15/2015 17:01	YH
Naphthalene	BRL	10		ug/L	208676	1	06/15/2015 17:01	YH
Nitrobenzene	BRL	10		ug/L	208676	1	06/15/2015 17:01	YH
Pentachlorophenol	BRL	25		ug/L	208676	1	06/15/2015 17:01	YH
Phenanthrene	BRL	10		ug/L	208676	1	06/15/2015 17:01	YH
Phenol	BRL	10		ug/L	208676	1	06/15/2015 17:01	YH
Pyrene	BRL	10		ug/L	208676	1	06/15/2015 17:01	YH
Surr: 2,4,6-Tribromophenol	105	52-133		%REC	208676	1	06/15/2015 17:01	YH
Surr: 2-Fluorobiphenyl	93.3	50-121		%REC	208676	1	06/15/2015 17:01	YH
Surr: 2-Fluorophenol	66.3	27.5-120		%REC	208676	1	06/15/2015 17:01	YH
Surr: 4-Terphenyl-d14	105	46.3-137		%REC	208676	1	06/15/2015 17:01	YH
Surr: Nitrobenzene-d5	84.2	41.2-121		%REC	208676	1	06/15/2015 17:01	YH
Surr: Phenol-d5	57.1	14.3-120		%REC	208676	1	06/15/2015 17:01	YH
TCL VOLATILE ORGANICS SW8260B				**(SW5030B)**				
1,1,1-Trichloroethane	BRL	5.0		ug/L	208771	1	06/13/2015 19:06	GK
1,1,2,2-Tetrachloroethane	BRL	5.0		ug/L	208771	1	06/13/2015 19:06	GK
1,1,2-Trichloroethane	BRL	5.0		ug/L	208771	1	06/13/2015 19:06	GK
1,1-Dichloroethane	BRL	5.0		ug/L	208771	1	06/13/2015 19:06	GK
1,1-Dichloroethene	BRL	5.0		ug/L	208771	1	06/13/2015 19:06	GK
1,2,4-Trichlorobenzene	BRL	5.0		ug/L	208771	1	06/13/2015 19:06	GK
1,2-Dibromo-3-chloropropane	BRL	5.0		ug/L	208771	1	06/13/2015 19:06	GK
1,2-Dibromoethane	BRL	5.0		ug/L	208771	1	06/13/2015 19:06	GK
1,2-Dichlorobenzene	BRL	5.0		ug/L	208771	1	06/13/2015 19:06	GK

Qualifiers:

- * Value exceeds maximum contaminant level
- BRL Below reporting limit
- H Holding times for preparation or analysis exceeded
- N Analyte not NELAC certified
- B Analyte detected in the associated method blank
- > Greater than Result value
- E Estimated (value above quantitation range)
- S Spike Recovery outside limits due to matrix
- Narr See case narrative
- NC Not confirmed
- < Less than Result value
- J Estimated value detected below Reporting Limit

Analytical Environmental Services, Inc **Date:** 19-Jun-15

Client:	Environmental Planning Specialists, Inc.	**Client Sample ID:**	15160-MW-5
Project Name:	PPC	**Collection Date:**	6/9/2015 12:33:00 PM
Lab ID:	1506C34-008	**Matrix:**	Groundwater

Analyses	Result	Reporting Limit	Qual	Units	BatchID	Dilution Factor	Date Analyzed	Analyst
TCL VOLATILE ORGANICS SW8260B				**(SW5030B)**				
1,2-Dichloroethane	BRL	5.0		ug/L	208771	1	06/13/2015 19:06	GK
1,2-Dichloropropane	BRL	5.0		ug/L	208771	1	06/13/2015 19:06	GK
1,3-Dichlorobenzene	BRL	5.0		ug/L	208771	1	06/13/2015 19:06	GK
1,4-Dichlorobenzene	BRL	5.0		ug/L	208771	1	06/13/2015 19:06	GK
2-Butanone	BRL	50		ug/L	208771	1	06/13/2015 19:06	GK
2-Hexanone	BRL	10		ug/L	208771	1	06/13/2015 19:06	GK
4-Methyl-2-pentanone	BRL	10		ug/L	208771	1	06/13/2015 19:06	GK
Acetone	BRL	50		ug/L	208771	1	06/13/2015 19:06	GK
Benzene	BRL	5.0		ug/L	208771	1	06/13/2015 19:06	GK
Bromodichloromethane	BRL	5.0		ug/L	208771	1	06/13/2015 19:06	GK
Bromoform	BRL	5.0		ug/L	208771	1	06/13/2015 19:06	GK
Bromomethane	BRL	5.0		ug/L	208771	1	06/13/2015 19:06	GK
Carbon disulfide	BRL	5.0		ug/L	208771	1	06/13/2015 19:06	GK
Carbon tetrachloride	BRL	5.0		ug/L	208771	1	06/13/2015 19:06	GK
Chlorobenzene	BRL	5.0		ug/L	208771	1	06/13/2015 19:06	GK
Chloroethane	BRL	10		ug/L	208771	1	06/13/2015 19:06	GK
Chloroform	BRL	5.0		ug/L	208771	1	06/13/2015 19:06	GK
Chloromethane	BRL	10		ug/L	208771	1	06/13/2015 19:06	GK
cis-1,2-Dichloroethene	BRL	5.0		ug/L	208771	1	06/13/2015 19:06	GK
cis-1,3-Dichloropropene	BRL	5.0		ug/L	208771	1	06/13/2015 19:06	GK
Cyclohexane	BRL	5.0		ug/L	208771	1	06/13/2015 19:06	GK
Dibromochloromethane	BRL	5.0		ug/L	208771	1	06/13/2015 19:06	GK
Dichlorodifluoromethane	BRL	10		ug/L	208771	1	06/13/2015 19:06	GK
Ethylbenzene	BRL	5.0		ug/L	208771	1	06/13/2015 19:06	GK
Freon-113	BRL	10		ug/L	208771	1	06/13/2015 19:06	GK
Isopropylbenzene	BRL	5.0		ug/L	208771	1	06/13/2015 19:06	GK
m,p-Xylene	BRL	5.0		ug/L	208771	1	06/13/2015 19:06	GK
Methyl acetate	BRL	5.0		ug/L	208771	1	06/13/2015 19:06	GK
Methyl tert-butyl ether	BRL	5.0		ug/L	208771	1	06/13/2015 19:06	GK
Methylcyclohexane	BRL	5.0		ug/L	208771	1	06/13/2015 19:06	GK
Methylene chloride	BRL	5.0		ug/L	208771	1	06/13/2015 19:06	GK
o-Xylene	BRL	5.0		ug/L	208771	1	06/13/2015 19:06	GK
Styrene	BRL	5.0		ug/L	208771	1	06/13/2015 19:06	GK
Tetrachloroethene	BRL	5.0		ug/L	208771	1	06/13/2015 19:06	GK
Toluene	BRL	5.0		ug/L	208771	1	06/13/2015 19:06	GK
trans-1,2-Dichloroethene	BRL	5.0		ug/L	208771	1	06/13/2015 19:06	GK
trans-1,3-Dichloropropene	BRL	5.0		ug/L	208771	1	06/13/2015 19:06	GK
Trichloroethene	BRL	5.0		ug/L	208771	1	06/13/2015 19:06	GK
Trichlorofluoromethane	BRL	5.0		ug/L	208771	1	06/13/2015 19:06	GK
Vinyl chloride	BRL	2.0		ug/L	208771	1	06/13/2015 19:06	GK
Surr: 4-Bromofluorobenzene	95.8	70.6-123		%REC	208771	1	06/13/2015 19:06	GK

Qualifiers:

- * Value exceeds maximum contaminant level
- BRL Below reporting limit
- H Holding times for preparation or analysis exceeded
- N Analyte not NELAC certified
- B Analyte detected in the associated method blank
- > Greater than Result value
- E Estimated (value above quantitation range)
- S Spike Recovery outside limits due to matrix
- Narr See case narrative
- NC Not confirmed
- < Less than Result value
- J Estimated value detected below Reporting Limit

Analytical Environmental Services, Inc **Date:** 19-Jun-15

Client:	Environmental Planning Specialists, Inc.	**Client Sample ID:**	15160-MW-5
Project Name:	PPC	**Collection Date:**	6/9/2015 12:33:00 PM
Lab ID:	1506C34-008	**Matrix:**	Groundwater

Analyses	Result	Reporting Limit	Qual	Units	BatchID	Dilution Factor	Date Analyzed	Analyst
TCL VOLATILE ORGANICS SW8260B				**(SW5030B)**				
Surr: Dibromofluoromethane	101	78.7-124		%REC	208771	1	06/13/2015 19:06	GK
Surr: Toluene-d8	102	81.3-120		%REC	208771	1	06/13/2015 19:06	GK
Mercury, Total SW7470A				**(SW7470A)**				
Mercury	BRL	0.00020		mg/L	208854	1	06/16/2015 14:03	TA
METALS, TOTAL SW6010C				**(SW3010A)**				
Arsenic	BRL	0.0500		mg/L	208701	1	06/15/2015 19:26	IO
Barium	0.0468	0.0200		mg/L	208701	1	06/15/2015 19:26	IO
Cadmium	BRL	0.0050		mg/L	208701	1	06/15/2015 19:26	IO
Chromium	BRL	0.0100		mg/L	208701	1	06/15/2015 19:26	IO
Lead	BRL	0.0100		mg/L	208701	1	06/15/2015 19:26	IO
Nickel	BRL	0.0200		mg/L	208701	1	06/15/2015 19:26	IO
Phosphorus	BRL	0.100		mg/L	208701	1	06/18/2015 14:34	IO
Selenium	BRL	0.0200		mg/L	208701	1	06/15/2015 19:26	IO
Silver	BRL	0.0100		mg/L	208701	1	06/15/2015 19:26	IO
Zinc	BRL	0.0200		mg/L	208701	1	06/15/2015 19:26	IO

Qualifiers:

- * Value exceeds maximum contaminant level
- BRL Below reporting limit
- H Holding times for preparation or analysis exceeded
- N Analyte not NELAC certified
- B Analyte detected in the associated method blank
- > Greater than Result value
- E Estimated (value above quantitation range)
- S Spike Recovery outside limits due to matrix
- Narr See case narrative
- NC Not confirmed
- < Less than Result value
- J Estimated value detected below Reporting Limit

Analytical Environmental Services, Inc **Date:** 19-Jun-15

Client:	Environmental Planning Specialists, Inc.	**Client Sample ID:**	15160-MW-6
Project Name:	PPC	**Collection Date:**	6/9/2015 10:13:00 AM
Lab ID:	1506C34-009	**Matrix:**	Groundwater

Analyses	Result	Reporting Limit	Qual	Units	BatchID	Dilution Factor	Date Analyzed	Analyst
TCL-SEMIVOLATILE ORGANICS SW8270D				**(SW3510C)**				
1,1´-Biphenyl	BRL	10		ug/L	208676	1	06/15/2015 22:04	YH
2,4,5-Trichlorophenol	BRL	25		ug/L	208676	1	06/15/2015 22:04	YH
2,4,6-Trichlorophenol	BRL	10		ug/L	208676	1	06/15/2015 22:04	YH
2,4-Dichlorophenol	BRL	10		ug/L	208676	1	06/15/2015 22:04	YH
2,4-Dimethylphenol	BRL	10		ug/L	208676	1	06/15/2015 22:04	YH
2,4-Dinitrophenol	BRL	25		ug/L	208676	1	06/15/2015 22:04	YH
2,4-Dinitrotoluene	BRL	10		ug/L	208676	1	06/15/2015 22:04	YH
2,6-Dinitrotoluene	BRL	10		ug/L	208676	1	06/15/2015 22:04	YH
2-Chloronaphthalene	BRL	10		ug/L	208676	1	06/15/2015 22:04	YH
2-Chlorophenol	BRL	10		ug/L	208676	1	06/15/2015 22:04	YH
2-Methylnaphthalene	BRL	10		ug/L	208676	1	06/15/2015 22:04	YH
2-Methylphenol	BRL	10		ug/L	208676	1	06/15/2015 22:04	YH
2-Nitroaniline	BRL	25		ug/L	208676	1	06/15/2015 22:04	YH
2-Nitrophenol	BRL	10		ug/L	208676	1	06/15/2015 22:04	YH
3,3´-Dichlorobenzidine	BRL	10		ug/L	208676	1	06/15/2015 22:04	YH
3-Nitroaniline	BRL	25		ug/L	208676	1	06/15/2015 22:04	YH
4,6-Dinitro-2-methylphenol	BRL	25		ug/L	208676	1	06/15/2015 22:04	YH
4-Bromophenyl phenyl ether	BRL	10		ug/L	208676	1	06/15/2015 22:04	YH
4-Chloro-3-methylphenol	BRL	10		ug/L	208676	1	06/15/2015 22:04	YH
4-Chloroaniline	BRL	10		ug/L	208676	1	06/15/2015 22:04	YH
4-Chlorophenyl phenyl ether	BRL	10		ug/L	208676	1	06/15/2015 22:04	YH
4-Methylphenol	BRL	10		ug/L	208676	1	06/15/2015 22:04	YH
4-Nitroaniline	BRL	25		ug/L	208676	1	06/15/2015 22:04	YH
4-Nitrophenol	BRL	25		ug/L	208676	1	06/15/2015 22:04	YH
Acenaphthene	BRL	10		ug/L	208676	1	06/15/2015 22:04	YH
Acenaphthylene	BRL	10		ug/L	208676	1	06/15/2015 22:04	YH
Acetophenone	BRL	10		ug/L	208676	1	06/15/2015 22:04	YH
Anthracene	BRL	10		ug/L	208676	1	06/15/2015 22:04	YH
Atrazine	BRL	10		ug/L	208676	1	06/15/2015 22:04	YH
Benz(a)anthracene	BRL	10		ug/L	208676	1	06/15/2015 22:04	YH
Benzaldehyde	BRL	10		ug/L	208676	1	06/15/2015 22:04	YH
Benzo(a)pyrene	BRL	10		ug/L	208676	1	06/15/2015 22:04	YH
Benzo(b)fluoranthene	BRL	10		ug/L	208676	1	06/15/2015 22:04	YH
Benzo(g,h,i)perylene	BRL	10		ug/L	208676	1	06/15/2015 22:04	YH
Benzo(k)fluoranthene	BRL	10		ug/L	208676	1	06/15/2015 22:04	YH
Bis(2-chloroethoxy)methane	BRL	10		ug/L	208676	1	06/15/2015 22:04	YH
Bis(2-chloroethyl)ether	BRL	10		ug/L	208676	1	06/15/2015 22:04	YH
Bis(2-chloroisopropyl)ether	BRL	10		ug/L	208676	1	06/15/2015 22:04	YH
Bis(2-ethylhexyl)phthalate	13	10		ug/L	208676	1	06/15/2015 22:04	YH
Butyl benzyl phthalate	BRL	10		ug/L	208676	1	06/15/2015 22:04	YH
Caprolactam	BRL	10		ug/L	208676	1	06/15/2015 22:04	YH

Qualifiers:

*	Value exceeds maximum contaminant level	E	Estimated (value above quantitation range)
BRL	Below reporting limit	S	Spike Recovery outside limits due to matrix
H	Holding times for preparation or analysis exceeded	Narr	See case narrative
N	Analyte not NELAC certified	NC	Not confirmed
B	Analyte detected in the associated method blank	<	Less than Result value
>	Greater than Result value	J	Estimated value detected below Reporting Limit

Analytical Environmental Services, Inc **Date:** 19-Jun-15

Client:	Environmental Planning Specialists, Inc.	**Client Sample ID:**	15160-MW-6
Project Name:	PPC	**Collection Date:**	6/9/2015 10:13:00 AM
Lab ID:	1506C34-009	**Matrix:**	Groundwater

Analyses	Result	Reporting Limit	Qual	Units	BatchID	Dilution Factor	Date Analyzed	Analyst
TCL-SEMIVOLATILE ORGANICS SW8270D				**(SW3510C)**				
Carbazole	BRL	10		ug/L	208676	1	06/15/2015 22:04	YH
Chrysene	BRL	10		ug/L	208676	1	06/15/2015 22:04	YH
Di-n-butyl phthalate	BRL	10		ug/L	208676	1	06/15/2015 22:04	YH
Di-n-octyl phthalate	BRL	10		ug/L	208676	1	06/15/2015 22:04	YH
Dibenz(a,h)anthracene	BRL	10		ug/L	208676	1	06/15/2015 22:04	YH
Dibenzofuran	BRL	10		ug/L	208676	1	06/15/2015 22:04	YH
Diethyl phthalate	BRL	10		ug/L	208676	1	06/15/2015 22:04	YH
Dimethyl phthalate	BRL	10		ug/L	208676	1	06/15/2015 22:04	YH
Fluoranthene	BRL	10		ug/L	208676	1	06/15/2015 22:04	YH
Fluorene	BRL	10		ug/L	208676	1	06/15/2015 22:04	YH
Hexachlorobenzene	BRL	10		ug/L	208676	1	06/15/2015 22:04	YH
Hexachlorobutadiene	BRL	10		ug/L	208676	1	06/15/2015 22:04	YH
Hexachlorocyclopentadiene	BRL	10		ug/L	208676	1	06/15/2015 22:04	YH
Hexachloroethane	BRL	10		ug/L	208676	1	06/15/2015 22:04	YH
Indeno(1,2,3-cd)pyrene	BRL	10		ug/L	208676	1	06/15/2015 22:04	YH
Isophorone	BRL	10		ug/L	208676	1	06/15/2015 22:04	YH
N-Nitrosodi-n-propylamine	BRL	10		ug/L	208676	1	06/15/2015 22:04	YH
N-Nitrosodiphenylamine	BRL	10		ug/L	208676	1	06/15/2015 22:04	YH
Naphthalene	BRL	10		ug/L	208676	1	06/15/2015 22:04	YH
Nitrobenzene	BRL	10		ug/L	208676	1	06/15/2015 22:04	YH
Pentachlorophenol	BRL	25		ug/L	208676	1	06/15/2015 22:04	YH
Phenanthrene	BRL	10		ug/L	208676	1	06/15/2015 22:04	YH
Phenol	BRL	10		ug/L	208676	1	06/15/2015 22:04	YH
Pyrene	BRL	10		ug/L	208676	1	06/15/2015 22:04	YH
Surr: 2,4,6-Tribromophenol	82.4	52-133		%REC	208676	1	06/15/2015 22:04	YH
Surr: 2-Fluorobiphenyl	82.1	50-121		%REC	208676	1	06/15/2015 22:04	YH
Surr: 2-Fluorophenol	54.1	27.5-120		%REC	208676	1	06/15/2015 22:04	YH
Surr: 4-Terphenyl-d14	77.2	46.3-137		%REC	208676	1	06/15/2015 22:04	YH
Surr: Nitrobenzene-d5	71.3	41.2-121		%REC	208676	1	06/15/2015 22:04	YH
Surr: Phenol-d5	38.1	14.3-120		%REC	208676	1	06/15/2015 22:04	YH
TCL VOLATILE ORGANICS SW8260B				**(SW5030B)**				
1,1,1-Trichloroethane	BRL	5.0		ug/L	208771	1	06/13/2015 19:29	GK
1,1,2,2-Tetrachloroethane	BRL	5.0		ug/L	208771	1	06/13/2015 19:29	GK
1,1,2-Trichloroethane	BRL	5.0		ug/L	208771	1	06/13/2015 19:29	GK
1,1-Dichloroethane	BRL	5.0		ug/L	208771	1	06/13/2015 19:29	GK
1,1-Dichloroethene	BRL	5.0		ug/L	208771	1	06/13/2015 19:29	GK
1,2,4-Trichlorobenzene	BRL	5.0		ug/L	208771	1	06/13/2015 19:29	GK
1,2-Dibromo-3-chloropropane	BRL	5.0		ug/L	208771	1	06/13/2015 19:29	GK
1,2-Dibromoethane	BRL	5.0		ug/L	208771	1	06/13/2015 19:29	GK
1,2-Dichlorobenzene	BRL	5.0		ug/L	208771	1	06/13/2015 19:29	GK

Qualifiers:

- * Value exceeds maximum contaminant level
- BRL Below reporting limit
- H Holding times for preparation or analysis exceeded
- N Analyte not NELAC certified
- B Analyte detected in the associated method blank
- > Greater than Result value
- E Estimated (value above quantitation range)
- S Spike Recovery outside limits due to matrix
- Narr See case narrative
- NC Not confirmed
- < Less than Result value
- J Estimated value detected below Reporting Limit

Analytical Environmental Services, Inc **Date:** 19-Jun-15

Client:	Environmental Planning Specialists, Inc.	**Client Sample ID:**	15160-MW-6
Project Name:	PPC	**Collection Date:**	6/9/2015 10:13:00 AM
Lab ID:	1506C34-009	**Matrix:**	Groundwater

Analyses	Result	Reporting Limit	Qual	Units	BatchID	Dilution Factor	Date Analyzed	Analyst
TCL VOLATILE ORGANICS SW8260B				**(SW5030B)**				
1,2-Dichloroethane	BRL	5.0		ug/L	208771	1	06/13/2015 19:29	GK
1,2-Dichloropropane	BRL	5.0		ug/L	208771	1	06/13/2015 19:29	GK
1,3-Dichlorobenzene	BRL	5.0		ug/L	208771	1	06/13/2015 19:29	GK
1,4-Dichlorobenzene	BRL	5.0		ug/L	208771	1	06/13/2015 19:29	GK
2-Butanone	BRL	50		ug/L	208771	1	06/13/2015 19:29	GK
2-Hexanone	BRL	10		ug/L	208771	1	06/13/2015 19:29	GK
4-Methyl-2-pentanone	BRL	10		ug/L	208771	1	06/13/2015 19:29	GK
Acetone	BRL	50		ug/L	208771	1	06/13/2015 19:29	GK
Benzene	BRL	5.0		ug/L	208771	1	06/13/2015 19:29	GK
Bromodichloromethane	BRL	5.0		ug/L	208771	1	06/13/2015 19:29	GK
Bromoform	BRL	5.0		ug/L	208771	1	06/13/2015 19:29	GK
Bromomethane	BRL	5.0		ug/L	208771	1	06/13/2015 19:29	GK
Carbon disulfide	BRL	5.0		ug/L	208771	1	06/13/2015 19:29	GK
Carbon tetrachloride	BRL	5.0		ug/L	208771	1	06/13/2015 19:29	GK
Chlorobenzene	BRL	5.0		ug/L	208771	1	06/13/2015 19:29	GK
Chloroethane	BRL	10		ug/L	208771	1	06/13/2015 19:29	GK
Chloroform	BRL	5.0		ug/L	208771	1	06/13/2015 19:29	GK
Chloromethane	BRL	10		ug/L	208771	1	06/13/2015 19:29	GK
cis-1,2-Dichloroethene	BRL	5.0		ug/L	208771	1	06/13/2015 19:29	GK
cis-1,3-Dichloropropene	BRL	5.0		ug/L	208771	1	06/13/2015 19:29	GK
Cyclohexane	BRL	5.0		ug/L	208771	1	06/13/2015 19:29	GK
Dibromochloromethane	BRL	5.0		ug/L	208771	1	06/13/2015 19:29	GK
Dichlorodifluoromethane	BRL	10		ug/L	208771	1	06/13/2015 19:29	GK
Ethylbenzene	BRL	5.0		ug/L	208771	1	06/13/2015 19:29	GK
Freon-113	BRL	10		ug/L	208771	1	06/13/2015 19:29	GK
Isopropylbenzene	BRL	5.0		ug/L	208771	1	06/13/2015 19:29	GK
m,p-Xylene	BRL	5.0		ug/L	208771	1	06/13/2015 19:29	GK
Methyl acetate	BRL	5.0		ug/L	208771	1	06/13/2015 19:29	GK
Methyl tert-butyl ether	BRL	5.0		ug/L	208771	1	06/13/2015 19:29	GK
Methylcyclohexane	BRL	5.0		ug/L	208771	1	06/13/2015 19:29	GK
Methylene chloride	BRL	5.0		ug/L	208771	1	06/13/2015 19:29	GK
o-Xylene	BRL	5.0		ug/L	208771	1	06/13/2015 19:29	GK
Styrene	BRL	5.0		ug/L	208771	1	06/13/2015 19:29	GK
Tetrachloroethene	BRL	5.0		ug/L	208771	1	06/13/2015 19:29	GK
Toluene	BRL	5.0		ug/L	208771	1	06/13/2015 19:29	GK
trans-1,2-Dichloroethene	BRL	5.0		ug/L	208771	1	06/13/2015 19:29	GK
trans-1,3-Dichloropropene	BRL	5.0		ug/L	208771	1	06/13/2015 19:29	GK
Trichloroethene	BRL	5.0		ug/L	208771	1	06/13/2015 19:29	GK
Trichlorofluoromethane	BRL	5.0		ug/L	208771	1	06/13/2015 19:29	GK
Vinyl chloride	BRL	2.0		ug/L	208771	1	06/13/2015 19:29	GK
Surr: 4-Bromofluorobenzene	95.9	70.6-123		%REC	208771	1	06/13/2015 19:29	GK

Qualifiers:

*	Value exceeds maximum contaminant level	E	Estimated (value above quantitation range)
BRL	Below reporting limit	S	Spike Recovery outside limits due to matrix
H	Holding times for preparation or analysis exceeded	Narr	See case narrative
N	Analyte not NELAC certified	NC	Not confirmed
B	Analyte detected in the associated method blank	<	Less than Result value
>	Greater than Result value	J	Estimated value detected below Reporting Limit

Analytical Environmental Services, Inc **Date:** 19-Jun-15

Client:	Environmental Planning Specialists, Inc.	**Client Sample ID:**	15160-MW-6
Project Name:	PPC	**Collection Date:**	6/9/2015 10:13:00 AM
Lab ID:	1506C34-009	**Matrix:**	Groundwater

Analyses	Result	Reporting Limit	Qual	Units	BatchID	Dilution Factor	Date Analyzed	Analyst
TCL VOLATILE ORGANICS SW8260B				**(SW5030B)**				
Surr: Dibromofluoromethane	101	78.7-124		%REC	208771	1	06/13/2015 19:29	GK
Surr: Toluene-d8	106	81.3-120		%REC	208771	1	06/13/2015 19:29	GK
Mercury, Total SW7470A				**(SW7470A)**				
Mercury	BRL	0.00020		mg/L	208854	1	06/16/2015 14:05	TA
METALS, TOTAL SW6010C				**(SW3010A)**				
Arsenic	BRL	0.0500		mg/L	208701	1	06/15/2015 19:30	IO
Barium	0.0487	0.0200		mg/L	208701	1	06/15/2015 19:30	IO
Cadmium	BRL	0.0050		mg/L	208701	1	06/15/2015 19:30	IO
Chromium	BRL	0.0100		mg/L	208701	1	06/15/2015 19:30	IO
Lead	BRL	0.0100		mg/L	208701	1	06/15/2015 19:30	IO
Nickel	BRL	0.0200		mg/L	208701	1	06/15/2015 19:30	IO
Phosphorus	BRL	0.100		mg/L	208701	1	06/18/2015 14:37	IO
Selenium	BRL	0.0200		mg/L	208701	1	06/15/2015 19:30	IO
Silver	BRL	0.0100		mg/L	208701	1	06/15/2015 19:30	IO
Zinc	BRL	0.0200		mg/L	208701	1	06/15/2015 19:30	IO

Qualifiers:

- * Value exceeds maximum contaminant level
- BRL Below reporting limit
- H Holding times for preparation or analysis exceeded
- N Analyte not NELAC certified
- B Analyte detected in the associated method blank
- > Greater than Result value
- E Estimated (value above quantitation range)
- S Spike Recovery outside limits due to matrix
- Narr See case narrative
- NC Not confirmed
- < Less than Result value
- J Estimated value detected below Reporting Limit

Analytical Environmental Services, Inc **Date:** 19-Jun-15

Client:	Environmental Planning Specialists, Inc.	**Client Sample ID:**	15161-SD-1
Project Name:	PPC	**Collection Date:**	6/10/2015 1:10:00 PM
Lab ID:	1506C34-010	**Matrix:**	Sediment

Analyses	Result	Reporting Limit	Qual	Units	BatchID	Dilution Factor	Date Analyzed	Analyst
TOTAL MERCURY SW7471B				**(SW7471B)**				
Mercury	BRL	0.202		mg/Kg-dry	208773	1	06/15/2015 16:11	TA
TCL-SEMIVOLATILE ORGANICS SW8270D				**(SW3550C)**				
1,1´-Biphenyl	BRL	710		ug/Kg-dry	208413	1	06/12/2015 21:02	YH
2,4,5-Trichlorophenol	BRL	3700		ug/Kg-dry	208413	1	06/12/2015 21:02	YH
2,4,6-Trichlorophenol	BRL	710		ug/Kg-dry	208413	1	06/12/2015 21:02	YH
2,4-Dichlorophenol	BRL	710		ug/Kg-dry	208413	1	06/12/2015 21:02	YH
2,4-Dimethylphenol	BRL	710		ug/Kg-dry	208413	1	06/12/2015 21:02	YH
2,4-Dinitrophenol	BRL	3700		ug/Kg-dry	208413	1	06/12/2015 21:02	YH
2,4-Dinitrotoluene	BRL	710		ug/Kg-dry	208413	1	06/12/2015 21:02	YH
2,6-Dinitrotoluene	BRL	710		ug/Kg-dry	208413	1	06/12/2015 21:02	YH
2-Chloronaphthalene	BRL	710		ug/Kg-dry	208413	1	06/12/2015 21:02	YH
2-Chlorophenol	BRL	710		ug/Kg-dry	208413	1	06/12/2015 21:02	YH
2-Methylnaphthalene	BRL	710		ug/Kg-dry	208413	1	06/12/2015 21:02	YH
2-Methylphenol	BRL	710		ug/Kg-dry	208413	1	06/12/2015 21:02	YH
2-Nitroaniline	BRL	3700		ug/Kg-dry	208413	1	06/12/2015 21:02	YH
2-Nitrophenol	BRL	710		ug/Kg-dry	208413	1	06/12/2015 21:02	YH
3,3´-Dichlorobenzidine	BRL	1400		ug/Kg-dry	208413	1	06/12/2015 21:02	YH
3-Nitroaniline	BRL	3700		ug/Kg-dry	208413	1	06/12/2015 21:02	YH
4,6-Dinitro-2-methylphenol	BRL	3700		ug/Kg-dry	208413	1	06/12/2015 21:02	YH
4-Bromophenyl phenyl ether	BRL	710		ug/Kg-dry	208413	1	06/12/2015 21:02	YH
4-Chloro-3-methylphenol	BRL	710		ug/Kg-dry	208413	1	06/12/2015 21:02	YH
4-Chloroaniline	BRL	710		ug/Kg-dry	208413	1	06/12/2015 21:02	YH
4-Chlorophenyl phenyl ether	BRL	710		ug/Kg-dry	208413	1	06/12/2015 21:02	YH
4-Methylphenol	BRL	710		ug/Kg-dry	208413	1	06/12/2015 21:02	YH
4-Nitroaniline	BRL	3700		ug/Kg-dry	208413	1	06/12/2015 21:02	YH
4-Nitrophenol	BRL	3700		ug/Kg-dry	208413	1	06/12/2015 21:02	YH
Acenaphthene	BRL	710		ug/Kg-dry	208413	1	06/12/2015 21:02	YH
Acenaphthylene	BRL	710		ug/Kg-dry	208413	1	06/12/2015 21:02	YH
Acetophenone	BRL	710		ug/Kg-dry	208413	1	06/12/2015 21:02	YH
Anthracene	BRL	710		ug/Kg-dry	208413	1	06/12/2015 21:02	YH
Atrazine	BRL	710		ug/Kg-dry	208413	1	06/12/2015 21:02	YH
Benz(a)anthracene	BRL	710		ug/Kg-dry	208413	1	06/12/2015 21:02	YH
Benzaldehyde	BRL	710		ug/Kg-dry	208413	1	06/12/2015 21:02	YH
Benzo(a)pyrene	BRL	710		ug/Kg-dry	208413	1	06/12/2015 21:02	YH
Benzo(b)fluoranthene	BRL	710		ug/Kg-dry	208413	1	06/12/2015 21:02	YH
Benzo(g,h,i)perylene	BRL	710		ug/Kg-dry	208413	1	06/12/2015 21:02	YH
Benzo(k)fluoranthene	BRL	710		ug/Kg-dry	208413	1	06/12/2015 21:02	YH
Bis(2-chloroethoxy)methane	BRL	710		ug/Kg-dry	208413	1	06/12/2015 21:02	YH
Bis(2-chloroethyl)ether	BRL	710		ug/Kg-dry	208413	1	06/12/2015 21:02	YH
Bis(2-chloroisopropyl)ether	BRL	710		ug/Kg-dry	208413	1	06/12/2015 21:02	YH

Qualifiers:

- * Value exceeds maximum contaminant level
- BRL Below reporting limit
- H Holding times for preparation or analysis exceeded
- N Analyte not NELAC certified
- B Analyte detected in the associated method blank
- > Greater than Result value
- E Estimated (value above quantitation range)
- S Spike Recovery outside limits due to matrix
- Narr See case narrative
- NC Not confirmed
- < Less than Result value
- J Estimated value detected below Reporting Limit

Analytical Environmental Services, Inc **Date:** 19-Jun-15

Client:	Environmental Planning Specialists, Inc.	**Client Sample ID:**	15161-SD-1
Project Name:	PPC	**Collection Date:**	6/10/2015 1:10:00 PM
Lab ID:	1506C34-010	**Matrix:**	Sediment

Analyses	Result	Reporting Limit	Qual	Units	BatchID	Dilution Factor	Date Analyzed	Analyst
TCL-SEMIVOLATILE ORGANICS SW8270D				**(SW3550C)**				
Bis(2-ethylhexyl)phthalate	BRL	710		ug/Kg-dry	208413	1	06/12/2015 21:02	YH
Butyl benzyl phthalate	BRL	710		ug/Kg-dry	208413	1	06/12/2015 21:02	YH
Caprolactam	BRL	710		ug/Kg-dry	208413	1	06/12/2015 21:02	YH
Carbazole	BRL	710		ug/Kg-dry	208413	1	06/12/2015 21:02	YH
Chrysene	BRL	710		ug/Kg-dry	208413	1	06/12/2015 21:02	YH
Di-n-butyl phthalate	BRL	710		ug/Kg-dry	208413	1	06/12/2015 21:02	YH
Di-n-octyl phthalate	BRL	710		ug/Kg-dry	208413	1	06/12/2015 21:02	YH
Dibenz(a,h)anthracene	BRL	710		ug/Kg-dry	208413	1	06/12/2015 21:02	YH
Dibenzofuran	BRL	710		ug/Kg-dry	208413	1	06/12/2015 21:02	YH
Diethyl phthalate	BRL	710		ug/Kg-dry	208413	1	06/12/2015 21:02	YH
Dimethyl phthalate	BRL	710		ug/Kg-dry	208413	1	06/12/2015 21:02	YH
Fluoranthene	BRL	710		ug/Kg-dry	208413	1	06/12/2015 21:02	YH
Fluorene	BRL	710		ug/Kg-dry	208413	1	06/12/2015 21:02	YH
Hexachlorobenzene	BRL	710		ug/Kg-dry	208413	1	06/12/2015 21:02	YH
Hexachlorobutadiene	BRL	710		ug/Kg-dry	208413	1	06/12/2015 21:02	YH
Hexachlorocyclopentadiene	BRL	1400		ug/Kg-dry	208413	1	06/12/2015 21:02	YH
Hexachloroethane	BRL	710		ug/Kg-dry	208413	1	06/12/2015 21:02	YH
Indeno(1,2,3-cd)pyrene	BRL	710		ug/Kg-dry	208413	1	06/12/2015 21:02	YH
Isophorone	BRL	710		ug/Kg-dry	208413	1	06/12/2015 21:02	YH
N-Nitrosodi-n-propylamine	BRL	710		ug/Kg-dry	208413	1	06/12/2015 21:02	YH
N-Nitrosodiphenylamine	BRL	710		ug/Kg-dry	208413	1	06/12/2015 21:02	YH
Naphthalene	BRL	710		ug/Kg-dry	208413	1	06/12/2015 21:02	YH
Nitrobenzene	BRL	710		ug/Kg-dry	208413	1	06/12/2015 21:02	YH
Pentachlorophenol	BRL	3700		ug/Kg-dry	208413	1	06/12/2015 21:02	YH
Phenanthrene	BRL	710		ug/Kg-dry	208413	1	06/12/2015 21:02	YH
Phenol	BRL	710		ug/Kg-dry	208413	1	06/12/2015 21:02	YH
Pyrene	BRL	710		ug/Kg-dry	208413	1	06/12/2015 21:02	YH
Surr: 2,4,6-Tribromophenol	85.4	41-128		%REC	208413	1	06/12/2015 21:02	YH
Surr: 2-Fluorobiphenyl	81.2	47-120		%REC	208413	1	06/12/2015 21:02	YH
Surr: 2-Fluorophenol	67.5	38.3-120		%REC	208413	1	06/12/2015 21:02	YH
Surr: 4-Terphenyl-d14	77.8	51.4-125		%REC	208413	1	06/12/2015 21:02	YH
Surr: Nitrobenzene-d5	90.8	40.1-120		%REC	208413	1	06/12/2015 21:02	YH
Surr: Phenol-d5	87.5	40.3-120		%REC	208413	1	06/12/2015 21:02	YH
TCL VOLATILE ORGANICS SW8260B				**(SW5035)**				
1,1,1-Trichloroethane	BRL	5.0		ug/Kg-dry	208832	1	06/15/2015 12:00	CG
1,1,2,2-Tetrachloroethane	BRL	5.0		ug/Kg-dry	208832	1	06/15/2015 12:00	CG
1,1,2-Trichloroethane	BRL	5.0		ug/Kg-dry	208832	1	06/15/2015 12:00	CG
1,1-Dichloroethane	BRL	5.0		ug/Kg-dry	208832	1	06/15/2015 12:00	CG
1,1-Dichloroethene	BRL	5.0		ug/Kg-dry	208832	1	06/15/2015 12:00	CG
1,2,4-Trichlorobenzene	BRL	5.0		ug/Kg-dry	208832	1	06/15/2015 12:00	CG

Qualifiers:

- * Value exceeds maximum contaminant level
- BRL Below reporting limit
- H Holding times for preparation or analysis exceeded
- N Analyte not NELAC certified
- B Analyte detected in the associated method blank
- > Greater than Result value
- E Estimated (value above quantitation range)
- S Spike Recovery outside limits due to matrix
- Narr See case narrative
- NC Not confirmed
- < Less than Result value
- J Estimated value detected below Reporting Limit

Analytical Environmental Services, Inc **Date:** 19-Jun-15

Client:	Environmental Planning Specialists, Inc.	**Client Sample ID:**	15161-SD-1
Project Name:	PPC	**Collection Date:**	6/10/2015 1:10:00 PM
Lab ID:	1506C34-010	**Matrix:**	Sediment

Analyses	Result	Reporting Limit	Qual	Units	BatchID	Dilution Factor	Date Analyzed	Analyst
TCL VOLATILE ORGANICS SW8260B				**(SW5035)**				
1,2-Dibromo-3-chloropropane	BRL	5.0		ug/Kg-dry	208832	1	06/15/2015 12:00	CG
1,2-Dibromoethane	BRL	5.0		ug/Kg-dry	208832	1	06/15/2015 12:00	CG
1,2-Dichlorobenzene	BRL	5.0		ug/Kg-dry	208832	1	06/15/2015 12:00	CG
1,2-Dichloroethane	BRL	5.0		ug/Kg-dry	208832	1	06/15/2015 12:00	CG
1,2-Dichloropropane	BRL	5.0		ug/Kg-dry	208832	1	06/15/2015 12:00	CG
1,3-Dichlorobenzene	BRL	5.0		ug/Kg-dry	208832	1	06/15/2015 12:00	CG
1,4-Dichlorobenzene	BRL	5.0		ug/Kg-dry	208832	1	06/15/2015 12:00	CG
2-Butanone	BRL	50		ug/Kg-dry	208832	1	06/15/2015 12:00	CG
2-Hexanone	BRL	10		ug/Kg-dry	208832	1	06/15/2015 12:00	CG
4-Methyl-2-pentanone	BRL	10		ug/Kg-dry	208832	1	06/15/2015 12:00	CG
Acetone	290	100		ug/Kg-dry	208832	1	06/15/2015 12:00	CG
Benzene	BRL	5.0		ug/Kg-dry	208832	1	06/15/2015 12:00	CG
Bromodichloromethane	BRL	5.0		ug/Kg-dry	208832	1	06/15/2015 12:00	CG
Bromoform	BRL	5.0		ug/Kg-dry	208832	1	06/15/2015 12:00	CG
Bromomethane	BRL	5.0		ug/Kg-dry	208832	1	06/15/2015 12:00	CG
Carbon disulfide	BRL	10		ug/Kg-dry	208832	1	06/15/2015 12:00	CG
Carbon tetrachloride	BRL	5.0		ug/Kg-dry	208832	1	06/15/2015 12:00	CG
Chlorobenzene	BRL	5.0		ug/Kg-dry	208832	1	06/15/2015 12:00	CG
Chloroethane	BRL	10		ug/Kg-dry	208832	1	06/15/2015 12:00	CG
Chloroform	BRL	5.0		ug/Kg-dry	208832	1	06/15/2015 12:00	CG
Chloromethane	BRL	10		ug/Kg-dry	208832	1	06/15/2015 12:00	CG
cis-1,2-Dichloroethene	BRL	5.0		ug/Kg-dry	208832	1	06/15/2015 12:00	CG
cis-1,3-Dichloropropene	BRL	5.0		ug/Kg-dry	208832	1	06/15/2015 12:00	CG
Cyclohexane	BRL	5.0		ug/Kg-dry	208832	1	06/15/2015 12:00	CG
Dibromochloromethane	BRL	5.0		ug/Kg-dry	208832	1	06/15/2015 12:00	CG
Dichlorodifluoromethane	BRL	10		ug/Kg-dry	208832	1	06/15/2015 12:00	CG
Ethylbenzene	BRL	5.0		ug/Kg-dry	208832	1	06/15/2015 12:00	CG
Freon-113	BRL	10		ug/Kg-dry	208832	1	06/15/2015 12:00	CG
Isopropylbenzene	BRL	5.0		ug/Kg-dry	208832	1	06/15/2015 12:00	CG
m,p-Xylene	BRL	5.0		ug/Kg-dry	208832	1	06/15/2015 12:00	CG
Methyl acetate	BRL	5.0		ug/Kg-dry	208832	1	06/15/2015 12:00	CG
Methyl tert-butyl ether	BRL	5.0		ug/Kg-dry	208832	1	06/15/2015 12:00	CG
Methylcyclohexane	BRL	5.0		ug/Kg-dry	208832	1	06/15/2015 12:00	CG
Methylene chloride	BRL	20		ug/Kg-dry	208832	1	06/15/2015 12:00	CG
o-Xylene	BRL	5.0		ug/Kg-dry	208832	1	06/15/2015 12:00	CG
Styrene	BRL	5.0		ug/Kg-dry	208832	1	06/15/2015 12:00	CG
Tetrachloroethene	BRL	5.0		ug/Kg-dry	208832	1	06/15/2015 12:00	CG
Toluene	BRL	5.0		ug/Kg-dry	208832	1	06/15/2015 12:00	CG
trans-1,2-Dichloroethene	BRL	5.0		ug/Kg-dry	208832	1	06/15/2015 12:00	CG
trans-1,3-Dichloropropene	BRL	5.0		ug/Kg-dry	208832	1	06/15/2015 12:00	CG
Trichloroethene	BRL	5.0		ug/Kg-dry	208832	1	06/15/2015 12:00	CG

Qualifiers:

- * Value exceeds maximum contaminant level
- BRL Below reporting limit
- H Holding times for preparation or analysis exceeded
- N Analyte not NELAC certified
- B Analyte detected in the associated method blank
- > Greater than Result value
- E Estimated (value above quantitation range)
- S Spike Recovery outside limits due to matrix
- Narr See case narrative
- NC Not confirmed
- < Less than Result value
- J Estimated value detected below Reporting Limit

Analytical Environmental Services, Inc **Date:** 19-Jun-15

Client:	Environmental Planning Specialists, Inc.	**Client Sample ID:**	15161-SD-1
Project Name:	PPC	**Collection Date:**	6/10/2015 1:10:00 PM
Lab ID:	1506C34-010	**Matrix:**	Sediment

Analyses	Result	Reporting Limit	Qual	Units	BatchID	Dilution Factor	Date Analyzed	Analyst
TCL VOLATILE ORGANICS SW8260B				**(SW5035)**				
Trichlorofluoromethane	BRL	5.0		ug/Kg-dry	208832	1	06/15/2015 12:00	CG
Vinyl chloride	BRL	10		ug/Kg-dry	208832	1	06/15/2015 12:00	CG
Surr: 4-Bromofluorobenzene	74.7	70-128		%REC	208832	1	06/15/2015 12:00	CG
Surr: Dibromofluoromethane	115	78.2-128		%REC	208832	1	06/15/2015 12:00	CG
Surr: Toluene-d8	86.8	76.5-116		%REC	208832	1	06/15/2015 12:00	CG
METALS, TOTAL SW6010C				**(SW3050B)**				
Arsenic	BRL	10.5		mg/Kg-dry	208707	1	06/13/2015 02:12	TA
Barium	75.6	10.5		mg/Kg-dry	208707	1	06/13/2015 02:12	TA
Cadmium	BRL	5.26		mg/Kg-dry	208707	1	06/13/2015 02:12	TA
Chromium	632	5.26		mg/Kg-dry	208707	1	06/13/2015 02:12	TA
Lead	71.0	10.5		mg/Kg-dry	208707	1	06/13/2015 02:12	TA
Nickel	10.9	10.5		mg/Kg-dry	208707	1	06/13/2015 02:12	TA
Phosphorus	877	52.6		mg/Kg-dry	208707	1	06/15/2015 16:38	IO
Selenium	BRL	10.5		mg/Kg-dry	208707	1	06/13/2015 02:12	TA
Silver	BRL	5.26		mg/Kg-dry	208707	1	06/13/2015 02:12	TA
Zinc	248	10.5		mg/Kg-dry	208707	1	06/13/2015 02:12	TA
PERCENT MOISTURE D2216								
Percent Moisture	53.7	0		wt%	R293980	1	06/16/2015 10:00	PF

Qualifiers:

*	Value exceeds maximum contaminant level	E	Estimated (value above quantitation range)
BRL	Below reporting limit	S	Spike Recovery outside limits due to matrix
H	Holding times for preparation or analysis exceeded	Narr	See case narrative
N	Analyte not NELAC certified	NC	Not confirmed
B	Analyte detected in the associated method blank	<	Less than Result value
>	Greater than Result value	J	Estimated value detected below Reporting Limit

Analytical Environmental Services, Inc **Date:** 19-Jun-15

Client:	Environmental Planning Specialists, Inc.	**Client Sample ID:**	15161-SD-2
Project Name:	PPC	**Collection Date:**	6/10/2015 1:20:00 PM
Lab ID:	1506C34-011	**Matrix:**	Sediment

Analyses	Result	Reporting Limit	Qual	Units	BatchID	Dilution Factor	Date Analyzed	Analyst
TOTAL MERCURY SW7471B				**(SW7471B)**				
Mercury	BRL	0.142		mg/Kg-dry	208773	1	06/15/2015 16:13	TA
TCL-SEMIVOLATILE ORGANICS SW8270D				**(SW3550C)**				
1,1´-Biphenyl	BRL	490		ug/Kg-dry	208413	1	06/12/2015 21:27	YH
2,4,5-Trichlorophenol	BRL	2500		ug/Kg-dry	208413	1	06/12/2015 21:27	YH
2,4,6-Trichlorophenol	BRL	490		ug/Kg-dry	208413	1	06/12/2015 21:27	YH
2,4-Dichlorophenol	BRL	490		ug/Kg-dry	208413	1	06/12/2015 21:27	YH
2,4-Dimethylphenol	BRL	490		ug/Kg-dry	208413	1	06/12/2015 21:27	YH
2,4-Dinitrophenol	BRL	2500		ug/Kg-dry	208413	1	06/12/2015 21:27	YH
2,4-Dinitrotoluene	BRL	490		ug/Kg-dry	208413	1	06/12/2015 21:27	YH
2,6-Dinitrotoluene	BRL	490		ug/Kg-dry	208413	1	06/12/2015 21:27	YH
2-Chloronaphthalene	BRL	490		ug/Kg-dry	208413	1	06/12/2015 21:27	YH
2-Chlorophenol	BRL	490		ug/Kg-dry	208413	1	06/12/2015 21:27	YH
2-Methylnaphthalene	BRL	490		ug/Kg-dry	208413	1	06/12/2015 21:27	YH
2-Methylphenol	BRL	490		ug/Kg-dry	208413	1	06/12/2015 21:27	YH
2-Nitroaniline	BRL	2500		ug/Kg-dry	208413	1	06/12/2015 21:27	YH
2-Nitrophenol	BRL	490		ug/Kg-dry	208413	1	06/12/2015 21:27	YH
3,3´-Dichlorobenzidine	BRL	1000		ug/Kg-dry	208413	1	06/12/2015 21:27	YH
3-Nitroaniline	BRL	2500		ug/Kg-dry	208413	1	06/12/2015 21:27	YH
4,6-Dinitro-2-methylphenol	BRL	2500		ug/Kg-dry	208413	1	06/12/2015 21:27	YH
4-Bromophenyl phenyl ether	BRL	490		ug/Kg-dry	208413	1	06/12/2015 21:27	YH
4-Chloro-3-methylphenol	BRL	490		ug/Kg-dry	208413	1	06/12/2015 21:27	YH
4-Chloroaniline	BRL	490		ug/Kg-dry	208413	1	06/12/2015 21:27	YH
4-Chlorophenyl phenyl ether	BRL	490		ug/Kg-dry	208413	1	06/12/2015 21:27	YH
4-Methylphenol	BRL	490		ug/Kg-dry	208413	1	06/12/2015 21:27	YH
4-Nitroaniline	BRL	2500		ug/Kg-dry	208413	1	06/12/2015 21:27	YH
4-Nitrophenol	BRL	2500		ug/Kg-dry	208413	1	06/12/2015 21:27	YH
Acenaphthene	BRL	490		ug/Kg-dry	208413	1	06/12/2015 21:27	YH
Acenaphthylene	BRL	490		ug/Kg-dry	208413	1	06/12/2015 21:27	YH
Acetophenone	BRL	490		ug/Kg-dry	208413	1	06/12/2015 21:27	YH
Anthracene	BRL	490		ug/Kg-dry	208413	1	06/12/2015 21:27	YH
Atrazine	BRL	490		ug/Kg-dry	208413	1	06/12/2015 21:27	YH
Benz(a)anthracene	BRL	490		ug/Kg-dry	208413	1	06/12/2015 21:27	YH
Benzaldehyde	BRL	490		ug/Kg-dry	208413	1	06/12/2015 21:27	YH
Benzo(a)pyrene	BRL	490		ug/Kg-dry	208413	1	06/12/2015 21:27	YH
Benzo(b)fluoranthene	BRL	490		ug/Kg-dry	208413	1	06/12/2015 21:27	YH
Benzo(g,h,i)perylene	BRL	490		ug/Kg-dry	208413	1	06/12/2015 21:27	YH
Benzo(k)fluoranthene	BRL	490		ug/Kg-dry	208413	1	06/12/2015 21:27	YH
Bis(2-chloroethoxy)methane	BRL	490		ug/Kg-dry	208413	1	06/12/2015 21:27	YH
Bis(2-chloroethyl)ether	BRL	490		ug/Kg-dry	208413	1	06/12/2015 21:27	YH
Bis(2-chloroisopropyl)ether	BRL	490		ug/Kg-dry	208413	1	06/12/2015 21:27	YH

Qualifiers:

- * Value exceeds maximum contaminant level
- BRL Below reporting limit
- H Holding times for preparation or analysis exceeded
- N Analyte not NELAC certified
- B Analyte detected in the associated method blank
- > Greater than Result value
- E Estimated (value above quantitation range)
- S Spike Recovery outside limits due to matrix
- Narr See case narrative
- NC Not confirmed
- < Less than Result value
- J Estimated value detected below Reporting Limit

Analytical Environmental Services, Inc **Date:** 19-Jun-15

Client:	Environmental Planning Specialists, Inc.	**Client Sample ID:**	15161-SD-2
Project Name:	PPC	**Collection Date:**	6/10/2015 1:20:00 PM
Lab ID:	1506C34-011	**Matrix:**	Sediment

Analyses	Result	Reporting Limit	Qual	Units	BatchID	Dilution Factor	Date Analyzed	Analyst
TCL-SEMIVOLATILE ORGANICS SW8270D				**(SW3550C)**				
Bis(2-ethylhexyl)phthalate	BRL	490		ug/Kg-dry	208413	1	06/12/2015 21:27	YH
Butyl benzyl phthalate	BRL	490		ug/Kg-dry	208413	1	06/12/2015 21:27	YH
Caprolactam	BRL	490		ug/Kg-dry	208413	1	06/12/2015 21:27	YH
Carbazole	BRL	490		ug/Kg-dry	208413	1	06/12/2015 21:27	YH
Chrysene	BRL	490		ug/Kg-dry	208413	1	06/12/2015 21:27	YH
Di-n-butyl phthalate	BRL	490		ug/Kg-dry	208413	1	06/12/2015 21:27	YH
Di-n-octyl phthalate	BRL	490		ug/Kg-dry	208413	1	06/12/2015 21:27	YH
Dibenz(a,h)anthracene	BRL	490		ug/Kg-dry	208413	1	06/12/2015 21:27	YH
Dibenzofuran	BRL	490		ug/Kg-dry	208413	1	06/12/2015 21:27	YH
Diethyl phthalate	BRL	490		ug/Kg-dry	208413	1	06/12/2015 21:27	YH
Dimethyl phthalate	BRL	490		ug/Kg-dry	208413	1	06/12/2015 21:27	YH
Fluoranthene	BRL	490		ug/Kg-dry	208413	1	06/12/2015 21:27	YH
Fluorene	BRL	490		ug/Kg-dry	208413	1	06/12/2015 21:27	YH
Hexachlorobenzene	BRL	490		ug/Kg-dry	208413	1	06/12/2015 21:27	YH
Hexachlorobutadiene	BRL	490		ug/Kg-dry	208413	1	06/12/2015 21:27	YH
Hexachlorocyclopentadiene	BRL	980		ug/Kg-dry	208413	1	06/12/2015 21:27	YH
Hexachloroethane	BRL	490		ug/Kg-dry	208413	1	06/12/2015 21:27	YH
Indeno(1,2,3-cd)pyrene	BRL	490		ug/Kg-dry	208413	1	06/12/2015 21:27	YH
Isophorone	BRL	490		ug/Kg-dry	208413	1	06/12/2015 21:27	YH
N-Nitrosodi-n-propylamine	BRL	490		ug/Kg-dry	208413	1	06/12/2015 21:27	YH
N-Nitrosodiphenylamine	BRL	490		ug/Kg-dry	208413	1	06/12/2015 21:27	YH
Naphthalene	BRL	490		ug/Kg-dry	208413	1	06/12/2015 21:27	YH
Nitrobenzene	BRL	490		ug/Kg-dry	208413	1	06/12/2015 21:27	YH
Pentachlorophenol	BRL	2500		ug/Kg-dry	208413	1	06/12/2015 21:27	YH
Phenanthrene	BRL	490		ug/Kg-dry	208413	1	06/12/2015 21:27	YH
Phenol	BRL	490		ug/Kg-dry	208413	1	06/12/2015 21:27	YH
Pyrene	BRL	490		ug/Kg-dry	208413	1	06/12/2015 21:27	YH
Surr: 2,4,6-Tribromophenol	96.1	41-128		%REC	208413	1	06/12/2015 21:27	YH
Surr: 2-Fluorobiphenyl	92.1	47-120		%REC	208413	1	06/12/2015 21:27	YH
Surr: 2-Fluorophenol	91.7	38.3-120		%REC	208413	1	06/12/2015 21:27	YH
Surr: 4-Terphenyl-d14	87	51.4-125		%REC	208413	1	06/12/2015 21:27	YH
Surr: Nitrobenzene-d5	107	40.1-120		%REC	208413	1	06/12/2015 21:27	YH
Surr: Phenol-d5	106	40.3-120		%REC	208413	1	06/12/2015 21:27	YH
TCL VOLATILE ORGANICS SW8260B				**(SW5035)**				
1,1,1-Trichloroethane	BRL	4.7		ug/Kg-dry	208832	1	06/15/2015 12:24	CG
1,1,2,2-Tetrachloroethane	BRL	4.7		ug/Kg-dry	208832	1	06/15/2015 12:24	CG
1,1,2-Trichloroethane	BRL	4.7		ug/Kg-dry	208832	1	06/15/2015 12:24	CG
1,1-Dichloroethane	BRL	4.7		ug/Kg-dry	208832	1	06/15/2015 12:24	CG
1,1-Dichloroethene	BRL	4.7		ug/Kg-dry	208832	1	06/15/2015 12:24	CG
1,2,4-Trichlorobenzene	BRL	4.7		ug/Kg-dry	208832	1	06/15/2015 12:24	CG

Qualifiers:

- * Value exceeds maximum contaminant level
- BRL Below reporting limit
- H Holding times for preparation or analysis exceeded
- N Analyte not NELAC certified
- B Analyte detected in the associated method blank
- > Greater than Result value
- E Estimated (value above quantitation range)
- S Spike Recovery outside limits due to matrix
- Narr See case narrative
- NC Not confirmed
- < Less than Result value
- J Estimated value detected below Reporting Limit

Analytical Environmental Services, Inc

Date: 19-Jun-15

Client:	Environmental Planning Specialists, Inc.	**Client Sample ID:**	15161-SD-2
Project Name:	PPC	**Collection Date:**	6/10/2015 1:20:00 PM
Lab ID:	1506C34-011	**Matrix:**	Sediment

Analyses	Result	Reporting Limit	Qual	Units	BatchID	Dilution Factor	Date Analyzed	Analyst
TCL VOLATILE ORGANICS SW8260B				**(SW5035)**				
1,2-Dibromo-3-chloropropane	BRL	4.7		ug/Kg-dry	208832	1	06/15/2015 12:24	CG
1,2-Dibromoethane	BRL	4.7		ug/Kg-dry	208832	1	06/15/2015 12:24	CG
1,2-Dichlorobenzene	BRL	4.7		ug/Kg-dry	208832	1	06/15/2015 12:24	CG
1,2-Dichloroethane	BRL	4.7		ug/Kg-dry	208832	1	06/15/2015 12:24	CG
1,2-Dichloropropane	BRL	4.7		ug/Kg-dry	208832	1	06/15/2015 12:24	CG
1,3-Dichlorobenzene	BRL	4.7		ug/Kg-dry	208832	1	06/15/2015 12:24	CG
1,4-Dichlorobenzene	BRL	4.7		ug/Kg-dry	208832	1	06/15/2015 12:24	CG
2-Butanone	BRL	47		ug/Kg-dry	208832	1	06/15/2015 12:24	CG
2-Hexanone	BRL	9.3		ug/Kg-dry	208832	1	06/15/2015 12:24	CG
4-Methyl-2-pentanone	BRL	9.3		ug/Kg-dry	208832	1	06/15/2015 12:24	CG
Acetone	240	93		ug/Kg-dry	208832	1	06/15/2015 12:24	CG
Benzene	BRL	4.7		ug/Kg-dry	208832	1	06/15/2015 12:24	CG
Bromodichloromethane	BRL	4.7		ug/Kg-dry	208832	1	06/15/2015 12:24	CG
Bromoform	BRL	4.7		ug/Kg-dry	208832	1	06/15/2015 12:24	CG
Bromomethane	BRL	4.7		ug/Kg-dry	208832	1	06/15/2015 12:24	CG
Carbon disulfide	BRL	9.3		ug/Kg-dry	208832	1	06/15/2015 12:24	CG
Carbon tetrachloride	BRL	4.7		ug/Kg-dry	208832	1	06/15/2015 12:24	CG
Chlorobenzene	BRL	4.7		ug/Kg-dry	208832	1	06/15/2015 12:24	CG
Chloroethane	BRL	9.3		ug/Kg-dry	208832	1	06/15/2015 12:24	CG
Chloroform	BRL	4.7		ug/Kg-dry	208832	1	06/15/2015 12:24	CG
Chloromethane	BRL	9.3		ug/Kg-dry	208832	1	06/15/2015 12:24	CG
cis-1,2-Dichloroethene	BRL	4.7		ug/Kg-dry	208832	1	06/15/2015 12:24	CG
cis-1,3-Dichloropropene	BRL	4.7		ug/Kg-dry	208832	1	06/15/2015 12:24	CG
Cyclohexane	BRL	4.7		ug/Kg-dry	208832	1	06/15/2015 12:24	CG
Dibromochloromethane	BRL	4.7		ug/Kg-dry	208832	1	06/15/2015 12:24	CG
Dichlorodifluoromethane	BRL	9.3		ug/Kg-dry	208832	1	06/15/2015 12:24	CG
Ethylbenzene	BRL	4.7		ug/Kg-dry	208832	1	06/15/2015 12:24	CG
Freon-113	BRL	9.3		ug/Kg-dry	208832	1	06/15/2015 12:24	CG
Isopropylbenzene	BRL	4.7		ug/Kg-dry	208832	1	06/15/2015 12:24	CG
m,p-Xylene	BRL	4.7		ug/Kg-dry	208832	1	06/15/2015 12:24	CG
Methyl acetate	BRL	4.7		ug/Kg-dry	208832	1	06/15/2015 12:24	CG
Methyl tert-butyl ether	BRL	4.7		ug/Kg-dry	208832	1	06/15/2015 12:24	CG
Methylcyclohexane	BRL	4.7		ug/Kg-dry	208832	1	06/15/2015 12:24	CG
Methylene chloride	BRL	19		ug/Kg-dry	208832	1	06/15/2015 12:24	CG
o-Xylene	BRL	4.7		ug/Kg-dry	208832	1	06/15/2015 12:24	CG
Styrene	BRL	4.7		ug/Kg-dry	208832	1	06/15/2015 12:24	CG
Tetrachloroethene	BRL	4.7		ug/Kg-dry	208832	1	06/15/2015 12:24	CG
Toluene	BRL	4.7		ug/Kg-dry	208832	1	06/15/2015 12:24	CG
trans-1,2-Dichloroethene	BRL	4.7		ug/Kg-dry	208832	1	06/15/2015 12:24	CG
trans-1,3-Dichloropropene	BRL	4.7		ug/Kg-dry	208832	1	06/15/2015 12:24	CG
Trichloroethene	BRL	4.7		ug/Kg-dry	208832	1	06/15/2015 12:24	CG

Qualifiers:

- * Value exceeds maximum contaminant level
- BRL Below reporting limit
- H Holding times for preparation or analysis exceeded
- N Analyte not NELAC certified
- B Analyte detected in the associated method blank
- > Greater than Result value
- E Estimated (value above quantitation range)
- S Spike Recovery outside limits due to matrix
- Narr See case narrative
- NC Not confirmed
- < Less than Result value
- J Estimated value detected below Reporting Limit

Analytical Environmental Services, Inc **Date:** 19-Jun-15

Client:	Environmental Planning Specialists, Inc.	**Client Sample ID:**	15161-SD-2
Project Name:	PPC	**Collection Date:**	6/10/2015 1:20:00 PM
Lab ID:	1506C34-011	**Matrix:**	Sediment

Analyses	Result	Reporting Limit	Qual	Units	BatchID	Dilution Factor	Date Analyzed	Analyst
TCL VOLATILE ORGANICS SW8260B				**(SW5035)**				
Trichlorofluoromethane	BRL	4.7		ug/Kg-dry	208832	1	06/15/2015 12:24	CG
Vinyl chloride	BRL	9.3		ug/Kg-dry	208832	1	06/15/2015 12:24	CG
Surr: 4-Bromofluorobenzene	79.9	70-128		%REC	208832	1	06/15/2015 12:24	CG
Surr: Dibromofluoromethane	117	78.2-128		%REC	208832	1	06/15/2015 12:24	CG
Surr: Toluene-d8	91.8	76.5-116		%REC	208832	1	06/15/2015 12:24	CG
METALS, TOTAL SW6010C				**(SW3050B)**				
Arsenic	BRL	7.22		mg/Kg-dry	208707	1	06/13/2015 02:14	TA
Barium	52.7	7.22		mg/Kg-dry	208707	1	06/13/2015 02:14	TA
Cadmium	BRL	3.61		mg/Kg-dry	208707	1	06/13/2015 02:14	TA
Chromium	459	3.61		mg/Kg-dry	208707	1	06/13/2015 02:14	TA
Lead	45.3	7.22		mg/Kg-dry	208707	1	06/13/2015 02:14	TA
Nickel	BRL	7.22		mg/Kg-dry	208707	1	06/13/2015 02:14	TA
Phosphorus	411	36.1		mg/Kg-dry	208707	1	06/15/2015 16:40	IO
Selenium	BRL	7.22		mg/Kg-dry	208707	1	06/13/2015 02:14	TA
Silver	BRL	3.61		mg/Kg-dry	208707	1	06/13/2015 02:14	TA
Zinc	147	7.22		mg/Kg-dry	208707	1	06/13/2015 02:14	TA
PERCENT MOISTURE D2216								
Percent Moisture	32.8	0		wt%	R293980	1	06/16/2015 10:00	PF

Qualifiers:

*	Value exceeds maximum contaminant level	E	Estimated (value above quantitation range)
BRL	Below reporting limit	S	Spike Recovery outside limits due to matrix
H	Holding times for preparation or analysis exceeded	Narr	See case narrative
N	Analyte not NELAC certified	NC	Not confirmed
B	Analyte detected in the associated method blank	<	Less than Result value
>	Greater than Result value	J	Estimated value detected below Reporting Limit

Analytical Environmental Services, Inc **Date:** 19-Jun-15

Client:	Environmental Planning Specialists, Inc.	**Client Sample ID:**	15161-SD-3
Project Name:	PPC	**Collection Date:**	6/10/2015 1:32:00 PM
Lab ID:	1506C34-012	**Matrix:**	Sediment

Analyses	Result	Reporting Limit	Qual	Units	BatchID	Dilution Factor	Date Analyzed	Analyst
TOTAL MERCURY SW7471B				**(SW7471B)**				
Mercury	BRL	0.124		mg/Kg-dry	208773	1	06/15/2015 16:15	TA
TCL-SEMIVOLATILE ORGANICS SW8270D				**(SW3550C)**				
1,1´-Biphenyl	BRL	420		ug/Kg-dry	208413	1	06/12/2015 21:52	YH
2,4,5-Trichlorophenol	BRL	2100		ug/Kg-dry	208413	1	06/12/2015 21:52	YH
2,4,6-Trichlorophenol	BRL	420		ug/Kg-dry	208413	1	06/12/2015 21:52	YH
2,4-Dichlorophenol	BRL	420		ug/Kg-dry	208413	1	06/12/2015 21:52	YH
2,4-Dimethylphenol	BRL	420		ug/Kg-dry	208413	1	06/12/2015 21:52	YH
2,4-Dinitrophenol	BRL	2100		ug/Kg-dry	208413	1	06/12/2015 21:52	YH
2,4-Dinitrotoluene	BRL	420		ug/Kg-dry	208413	1	06/12/2015 21:52	YH
2,6-Dinitrotoluene	BRL	420		ug/Kg-dry	208413	1	06/12/2015 21:52	YH
2-Chloronaphthalene	BRL	420		ug/Kg-dry	208413	1	06/12/2015 21:52	YH
2-Chlorophenol	BRL	420		ug/Kg-dry	208413	1	06/12/2015 21:52	YH
2-Methylnaphthalene	BRL	420		ug/Kg-dry	208413	1	06/12/2015 21:52	YH
2-Methylphenol	BRL	420		ug/Kg-dry	208413	1	06/12/2015 21:52	YH
2-Nitroaniline	BRL	2100		ug/Kg-dry	208413	1	06/12/2015 21:52	YH
2-Nitrophenol	BRL	420		ug/Kg-dry	208413	1	06/12/2015 21:52	YH
3,3´-Dichlorobenzidine	BRL	850		ug/Kg-dry	208413	1	06/12/2015 21:52	YH
3-Nitroaniline	BRL	2100		ug/Kg-dry	208413	1	06/12/2015 21:52	YH
4,6-Dinitro-2-methylphenol	BRL	2100		ug/Kg-dry	208413	1	06/12/2015 21:52	YH
4-Bromophenyl phenyl ether	BRL	420		ug/Kg-dry	208413	1	06/12/2015 21:52	YH
4-Chloro-3-methylphenol	BRL	420		ug/Kg-dry	208413	1	06/12/2015 21:52	YH
4-Chloroaniline	BRL	420		ug/Kg-dry	208413	1	06/12/2015 21:52	YH
4-Chlorophenyl phenyl ether	BRL	420		ug/Kg-dry	208413	1	06/12/2015 21:52	YH
4-Methylphenol	BRL	420		ug/Kg-dry	208413	1	06/12/2015 21:52	YH
4-Nitroaniline	BRL	2100		ug/Kg-dry	208413	1	06/12/2015 21:52	YH
4-Nitrophenol	BRL	2100		ug/Kg-dry	208413	1	06/12/2015 21:52	YH
Acenaphthene	BRL	420		ug/Kg-dry	208413	1	06/12/2015 21:52	YH
Acenaphthylene	BRL	420		ug/Kg-dry	208413	1	06/12/2015 21:52	YH
Acetophenone	BRL	420		ug/Kg-dry	208413	1	06/12/2015 21:52	YH
Anthracene	BRL	420		ug/Kg-dry	208413	1	06/12/2015 21:52	YH
Atrazine	BRL	420		ug/Kg-dry	208413	1	06/12/2015 21:52	YH
Benz(a)anthracene	720	420		ug/Kg-dry	208413	1	06/12/2015 21:52	YH
Benzaldehyde	BRL	420		ug/Kg-dry	208413	1	06/12/2015 21:52	YH
Benzo(a)pyrene	600	420		ug/Kg-dry	208413	1	06/12/2015 21:52	YH
Benzo(b)fluoranthene	870	420		ug/Kg-dry	208413	1	06/12/2015 21:52	YH
Benzo(g,h,i)perylene	460	420		ug/Kg-dry	208413	1	06/12/2015 21:52	YH
Benzo(k)fluoranthene	BRL	420		ug/Kg-dry	208413	1	06/12/2015 21:52	YH
Bis(2-chloroethoxy)methane	BRL	420		ug/Kg-dry	208413	1	06/12/2015 21:52	YH
Bis(2-chloroethyl)ether	BRL	420		ug/Kg-dry	208413	1	06/12/2015 21:52	YH
Bis(2-chloroisopropyl)ether	BRL	420		ug/Kg-dry	208413	1	06/12/2015 21:52	YH

Qualifiers:

- * Value exceeds maximum contaminant level
- BRL Below reporting limit
- H Holding times for preparation or analysis exceeded
- N Analyte not NELAC certified
- B Analyte detected in the associated method blank
- > Greater than Result value
- E Estimated (value above quantitation range)
- S Spike Recovery outside limits due to matrix
- Narr See case narrative
- NC Not confirmed
- < Less than Result value
- J Estimated value detected below Reporting Limit

Analytical Environmental Services, Inc **Date:** 19-Jun-15

Client:	Environmental Planning Specialists, Inc.	**Client Sample ID:**	15161-SD-3
Project Name:	PPC	**Collection Date:**	6/10/2015 1:32:00 PM
Lab ID:	1506C34-012	**Matrix:**	Sediment

Analyses	Result	Reporting Limit	Qual	Units	BatchID	Dilution Factor	Date Analyzed	Analyst
TCL-SEMIVOLATILE ORGANICS SW8270D				**(SW3550C)**				
Bis(2-ethylhexyl)phthalate	BRL	420		ug/Kg-dry	208413	1	06/12/2015 21:52	YH
Butyl benzyl phthalate	BRL	420		ug/Kg-dry	208413	1	06/12/2015 21:52	YH
Caprolactam	BRL	420		ug/Kg-dry	208413	1	06/12/2015 21:52	YH
Carbazole	BRL	420		ug/Kg-dry	208413	1	06/12/2015 21:52	YH
Chrysene	660	420		ug/Kg-dry	208413	1	06/12/2015 21:52	YH
Di-n-butyl phthalate	BRL	420		ug/Kg-dry	208413	1	06/12/2015 21:52	YH
Di-n-octyl phthalate	BRL	420		ug/Kg-dry	208413	1	06/12/2015 21:52	YH
Dibenz(a,h)anthracene	BRL	420		ug/Kg-dry	208413	1	06/12/2015 21:52	YH
Dibenzofuran	BRL	420		ug/Kg-dry	208413	1	06/12/2015 21:52	YH
Diethyl phthalate	BRL	420		ug/Kg-dry	208413	1	06/12/2015 21:52	YH
Dimethyl phthalate	BRL	420		ug/Kg-dry	208413	1	06/12/2015 21:52	YH
Fluoranthene	1300	420		ug/Kg-dry	208413	1	06/12/2015 21:52	YH
Fluorene	BRL	420		ug/Kg-dry	208413	1	06/12/2015 21:52	YH
Hexachlorobenzene	BRL	420		ug/Kg-dry	208413	1	06/12/2015 21:52	YH
Hexachlorobutadiene	BRL	420		ug/Kg-dry	208413	1	06/12/2015 21:52	YH
Hexachlorocyclopentadiene	BRL	830		ug/Kg-dry	208413	1	06/12/2015 21:52	YH
Hexachloroethane	BRL	420		ug/Kg-dry	208413	1	06/12/2015 21:52	YH
Indeno(1,2,3-cd)pyrene	BRL	420		ug/Kg-dry	208413	1	06/12/2015 21:52	YH
Isophorone	BRL	420		ug/Kg-dry	208413	1	06/12/2015 21:52	YH
N-Nitrosodi-n-propylamine	BRL	420		ug/Kg-dry	208413	1	06/12/2015 21:52	YH
N-Nitrosodiphenylamine	BRL	420		ug/Kg-dry	208413	1	06/12/2015 21:52	YH
Naphthalene	BRL	420		ug/Kg-dry	208413	1	06/12/2015 21:52	YH
Nitrobenzene	BRL	420		ug/Kg-dry	208413	1	06/12/2015 21:52	YH
Pentachlorophenol	BRL	2100		ug/Kg-dry	208413	1	06/12/2015 21:52	YH
Phenanthrene	BRL	420		ug/Kg-dry	208413	1	06/12/2015 21:52	YH
Phenol	BRL	420		ug/Kg-dry	208413	1	06/12/2015 21:52	YH
Pyrene	1000	420		ug/Kg-dry	208413	1	06/12/2015 21:52	YH
Surr: 2,4,6-Tribromophenol	90.4	41-128		%REC	208413	1	06/12/2015 21:52	YH
Surr: 2-Fluorobiphenyl	82.6	47-120		%REC	208413	1	06/12/2015 21:52	YH
Surr: 2-Fluorophenol	78.9	38.3-120		%REC	208413	1	06/12/2015 21:52	YH
Surr: 4-Terphenyl-d14	85.9	51.4-125		%REC	208413	1	06/12/2015 21:52	YH
Surr: Nitrobenzene-d5	91.6	40.1-120		%REC	208413	1	06/12/2015 21:52	YH
Surr: Phenol-d5	96.6	40.3-120		%REC	208413	1	06/12/2015 21:52	YH
TCL VOLATILE ORGANICS SW8260B				**(SW5035)**				
1,1,1-Trichloroethane	BRL	1.9		ug/Kg-dry	208832	1	06/15/2015 12:48	CG
1,1,2,2-Tetrachloroethane	BRL	1.9		ug/Kg-dry	208832	1	06/15/2015 12:48	CG
1,1,2-Trichloroethane	BRL	1.9		ug/Kg-dry	208832	1	06/15/2015 12:48	CG
1,1-Dichloroethane	BRL	1.9		ug/Kg-dry	208832	1	06/15/2015 12:48	CG
1,1-Dichloroethene	BRL	1.9		ug/Kg-dry	208832	1	06/15/2015 12:48	CG
1,2,4-Trichlorobenzene	BRL	1.9		ug/Kg-dry	208832	1	06/15/2015 12:48	CG

Qualifiers:

- * Value exceeds maximum contaminant level
- BRL Below reporting limit
- H Holding times for preparation or analysis exceeded
- N Analyte not NELAC certified
- B Analyte detected in the associated method blank
- > Greater than Result value
- E Estimated (value above quantitation range)
- S Spike Recovery outside limits due to matrix
- Narr See case narrative
- NC Not confirmed
- < Less than Result value
- J Estimated value detected below Reporting Limit

Analytical Environmental Services, Inc **Date:** 19-Jun-15

Client:	Environmental Planning Specialists, Inc.	**Client Sample ID:**	15161-SD-3
Project Name:	PPC	**Collection Date:**	6/10/2015 1:32:00 PM
Lab ID:	1506C34-012	**Matrix:**	Sediment

Analyses	Result	Reporting Limit	Qual	Units	BatchID	Dilution Factor	Date Analyzed	Analyst
TCL VOLATILE ORGANICS SW8260B				**(SW5035)**				
1,2-Dibromo-3-chloropropane	BRL	1.9		ug/Kg-dry	208832	1	06/15/2015 12:48	CG
1,2-Dibromoethane	BRL	1.9		ug/Kg-dry	208832	1	06/15/2015 12:48	CG
1,2-Dichlorobenzene	BRL	1.9		ug/Kg-dry	208832	1	06/15/2015 12:48	CG
1,2-Dichloroethane	BRL	1.9		ug/Kg-dry	208832	1	06/15/2015 12:48	CG
1,2-Dichloropropane	BRL	1.9		ug/Kg-dry	208832	1	06/15/2015 12:48	CG
1,3-Dichlorobenzene	BRL	1.9		ug/Kg-dry	208832	1	06/15/2015 12:48	CG
1,4-Dichlorobenzene	BRL	1.9		ug/Kg-dry	208832	1	06/15/2015 12:48	CG
2-Butanone	BRL	19		ug/Kg-dry	208832	1	06/15/2015 12:48	CG
2-Hexanone	BRL	3.9		ug/Kg-dry	208832	1	06/15/2015 12:48	CG
4-Methyl-2-pentanone	BRL	3.9		ug/Kg-dry	208832	1	06/15/2015 12:48	CG
Acetone	BRL	39		ug/Kg-dry	208832	1	06/15/2015 12:48	CG
Benzene	BRL	1.9		ug/Kg-dry	208832	1	06/15/2015 12:48	CG
Bromodichloromethane	BRL	1.9		ug/Kg-dry	208832	1	06/15/2015 12:48	CG
Bromoform	BRL	1.9		ug/Kg-dry	208832	1	06/15/2015 12:48	CG
Bromomethane	BRL	1.9		ug/Kg-dry	208832	1	06/15/2015 12:48	CG
Carbon disulfide	BRL	3.9		ug/Kg-dry	208832	1	06/15/2015 12:48	CG
Carbon tetrachloride	BRL	1.9		ug/Kg-dry	208832	1	06/15/2015 12:48	CG
Chlorobenzene	BRL	1.9		ug/Kg-dry	208832	1	06/15/2015 12:48	CG
Chloroethane	BRL	3.9		ug/Kg-dry	208832	1	06/15/2015 12:48	CG
Chloroform	BRL	1.9		ug/Kg-dry	208832	1	06/15/2015 12:48	CG
Chloromethane	BRL	3.9		ug/Kg-dry	208832	1	06/15/2015 12:48	CG
cis-1,2-Dichloroethene	BRL	1.9		ug/Kg-dry	208832	1	06/15/2015 12:48	CG
cis-1,3-Dichloropropene	BRL	1.9		ug/Kg-dry	208832	1	06/15/2015 12:48	CG
Cyclohexane	BRL	1.9		ug/Kg-dry	208832	1	06/15/2015 12:48	CG
Dibromochloromethane	BRL	1.9		ug/Kg-dry	208832	1	06/15/2015 12:48	CG
Dichlorodifluoromethane	BRL	3.9		ug/Kg-dry	208832	1	06/15/2015 12:48	CG
Ethylbenzene	BRL	1.9		ug/Kg-dry	208832	1	06/15/2015 12:48	CG
Freon-113	BRL	3.9		ug/Kg-dry	208832	1	06/15/2015 12:48	CG
Isopropylbenzene	BRL	1.9		ug/Kg-dry	208832	1	06/15/2015 12:48	CG
m,p-Xylene	BRL	1.9		ug/Kg-dry	208832	1	06/15/2015 12:48	CG
Methyl acetate	BRL	1.9		ug/Kg-dry	208832	1	06/15/2015 12:48	CG
Methyl tert-butyl ether	BRL	1.9		ug/Kg-dry	208832	1	06/15/2015 12:48	CG
Methylcyclohexane	BRL	1.9		ug/Kg-dry	208832	1	06/15/2015 12:48	CG
Methylene chloride	BRL	7.8		ug/Kg-dry	208832	1	06/15/2015 12:48	CG
o-Xylene	BRL	1.9		ug/Kg-dry	208832	1	06/15/2015 12:48	CG
Styrene	BRL	1.9		ug/Kg-dry	208832	1	06/15/2015 12:48	CG
Tetrachloroethene	BRL	1.9		ug/Kg-dry	208832	1	06/15/2015 12:48	CG
Toluene	BRL	1.9		ug/Kg-dry	208832	1	06/15/2015 12:48	CG
trans-1,2-Dichloroethene	BRL	1.9		ug/Kg-dry	208832	1	06/15/2015 12:48	CG
trans-1,3-Dichloropropene	BRL	1.9		ug/Kg-dry	208832	1	06/15/2015 12:48	CG
Trichloroethene	BRL	1.9		ug/Kg-dry	208832	1	06/15/2015 12:48	CG

Qualifiers:

- * Value exceeds maximum contaminant level
- BRL Below reporting limit
- H Holding times for preparation or analysis exceeded
- N Analyte not NELAC certified
- B Analyte detected in the associated method blank
- > Greater than Result value
- E Estimated (value above quantitation range)
- S Spike Recovery outside limits due to matrix
- Narr See case narrative
- NC Not confirmed
- < Less than Result value
- J Estimated value detected below Reporting Limit

Analytical Environmental Services, Inc **Date:** 19-Jun-15

Client:	Environmental Planning Specialists, Inc.	**Client Sample ID:**	15161-SD-3
Project Name:	PPC	**Collection Date:**	6/10/2015 1:32:00 PM
Lab ID:	1506C34-012	**Matrix:**	Sediment

Analyses	Result	Reporting Limit	Qual	Units	BatchID	Dilution Factor	Date Analyzed	Analyst
TCL VOLATILE ORGANICS SW8260B				**(SW5035)**				
Trichlorofluoromethane	BRL	1.9		ug/Kg-dry	208832	1	06/15/2015 12:48	CG
Vinyl chloride	BRL	3.9		ug/Kg-dry	208832	1	06/15/2015 12:48	CG
Surr: 4-Bromofluorobenzene	96.5	70-128		%REC	208832	1	06/15/2015 12:48	CG
Surr: Dibromofluoromethane	121	78.2-128		%REC	208832	1	06/15/2015 12:48	CG
Surr: Toluene-d8	96.6	76.5-116		%REC	208832	1	06/15/2015 12:48	CG
METALS, TOTAL SW6010C				**(SW3050B)**				
Arsenic	BRL	6.02		mg/Kg-dry	208707	1	06/13/2015 02:17	TA
Barium	6.07	6.02		mg/Kg-dry	208707	1	06/13/2015 02:17	TA
Cadmium	BRL	3.01		mg/Kg-dry	208707	1	06/13/2015 02:17	TA
Chromium	4.36	3.01		mg/Kg-dry	208707	1	06/13/2015 02:17	TA
Lead	BRL	6.02		mg/Kg-dry	208707	1	06/13/2015 02:17	TA
Nickel	BRL	6.02		mg/Kg-dry	208707	1	06/13/2015 02:17	TA
Phosphorus	84.3	30.1		mg/Kg-dry	208707	1	06/15/2015 16:48	IO
Selenium	BRL	6.02		mg/Kg-dry	208707	1	06/13/2015 02:17	TA
Silver	BRL	3.01		mg/Kg-dry	208707	1	06/13/2015 02:17	TA
Zinc	14.3	6.02		mg/Kg-dry	208707	1	06/13/2015 02:17	TA
PERCENT MOISTURE D2216								
Percent Moisture	20.8	0		wt%	R293980	1	06/16/2015 10:00	PF

Qualifiers:

*	Value exceeds maximum contaminant level	E	Estimated (value above quantitation range)
BRL	Below reporting limit	S	Spike Recovery outside limits due to matrix
H	Holding times for preparation or analysis exceeded	Narr	See case narrative
N	Analyte not NELAC certified	NC	Not confirmed
B	Analyte detected in the associated method blank	<	Less than Result value
>	Greater than Result value	J	Estimated value detected below Reporting Limit

Analytical Environmental Services, Inc **Date:** 19-Jun-15

Client:	Environmental Planning Specialists, Inc.	**Client Sample ID:**	15159-SB-1-2
Project Name:	PPC	**Collection Date:**	6/8/2015 5:17:00 PM
Lab ID:	1506C34-013	**Matrix:**	Soil

Analyses	Result	Reporting Limit	Qual	Units	BatchID	Dilution Factor	Date Analyzed	Analyst
TOTAL MERCURY SW7471B				**(SW7471B)**				
Mercury	BRL	0.124		mg/Kg-dry	208773	1	06/15/2015 16:18	TA
TCL-SEMIVOLATILE ORGANICS SW8270D				**(SW3550C)**				
1,1´-Biphenyl	BRL	440		ug/Kg-dry	208413	1	06/12/2015 16:55	YH
2,4,5-Trichlorophenol	BRL	2200		ug/Kg-dry	208413	1	06/12/2015 16:55	YH
2,4,6-Trichlorophenol	BRL	440		ug/Kg-dry	208413	1	06/12/2015 16:55	YH
2,4-Dichlorophenol	BRL	440		ug/Kg-dry	208413	1	06/12/2015 16:55	YH
2,4-Dimethylphenol	BRL	440		ug/Kg-dry	208413	1	06/12/2015 16:55	YH
2,4-Dinitrophenol	BRL	2200		ug/Kg-dry	208413	1	06/12/2015 16:55	YH
2,4-Dinitrotoluene	BRL	440		ug/Kg-dry	208413	1	06/12/2015 16:55	YH
2,6-Dinitrotoluene	BRL	440		ug/Kg-dry	208413	1	06/12/2015 16:55	YH
2-Chloronaphthalene	BRL	440		ug/Kg-dry	208413	1	06/12/2015 16:55	YH
2-Chlorophenol	BRL	440		ug/Kg-dry	208413	1	06/12/2015 16:55	YH
2-Methylnaphthalene	BRL	440		ug/Kg-dry	208413	1	06/12/2015 16:55	YH
2-Methylphenol	BRL	440		ug/Kg-dry	208413	1	06/12/2015 16:55	YH
2-Nitroaniline	BRL	2200		ug/Kg-dry	208413	1	06/12/2015 16:55	YH
2-Nitrophenol	BRL	440		ug/Kg-dry	208413	1	06/12/2015 16:55	YH
3,3´-Dichlorobenzidine	BRL	890		ug/Kg-dry	208413	1	06/12/2015 16:55	YH
3-Nitroaniline	BRL	2200		ug/Kg-dry	208413	1	06/12/2015 16:55	YH
4,6-Dinitro-2-methylphenol	BRL	2200		ug/Kg-dry	208413	1	06/12/2015 16:55	YH
4-Bromophenyl phenyl ether	BRL	440		ug/Kg-dry	208413	1	06/12/2015 16:55	YH
4-Chloro-3-methylphenol	BRL	440		ug/Kg-dry	208413	1	06/12/2015 16:55	YH
4-Chloroaniline	BRL	440		ug/Kg-dry	208413	1	06/12/2015 16:55	YH
4-Chlorophenyl phenyl ether	BRL	440		ug/Kg-dry	208413	1	06/12/2015 16:55	YH
4-Methylphenol	BRL	440		ug/Kg-dry	208413	1	06/12/2015 16:55	YH
4-Nitroaniline	BRL	2200		ug/Kg-dry	208413	1	06/12/2015 16:55	YH
4-Nitrophenol	BRL	2200		ug/Kg-dry	208413	1	06/12/2015 16:55	YH
Acenaphthene	BRL	440		ug/Kg-dry	208413	1	06/12/2015 16:55	YH
Acenaphthylene	BRL	440		ug/Kg-dry	208413	1	06/12/2015 16:55	YH
Acetophenone	BRL	440		ug/Kg-dry	208413	1	06/12/2015 16:55	YH
Anthracene	BRL	440		ug/Kg-dry	208413	1	06/12/2015 16:55	YH
Atrazine	BRL	440		ug/Kg-dry	208413	1	06/12/2015 16:55	YH
Benz(a)anthracene	BRL	440		ug/Kg-dry	208413	1	06/12/2015 16:55	YH
Benzaldehyde	BRL	440		ug/Kg-dry	208413	1	06/12/2015 16:55	YH
Benzo(a)pyrene	BRL	440		ug/Kg-dry	208413	1	06/12/2015 16:55	YH
Benzo(b)fluoranthene	BRL	440		ug/Kg-dry	208413	1	06/12/2015 16:55	YH
Benzo(g,h,i)perylene	BRL	440		ug/Kg-dry	208413	1	06/12/2015 16:55	YH
Benzo(k)fluoranthene	BRL	440		ug/Kg-dry	208413	1	06/12/2015 16:55	YH
Bis(2-chloroethoxy)methane	BRL	440		ug/Kg-dry	208413	1	06/12/2015 16:55	YH
Bis(2-chloroethyl)ether	BRL	440		ug/Kg-dry	208413	1	06/12/2015 16:55	YH
Bis(2-chloroisopropyl)ether	BRL	440		ug/Kg-dry	208413	1	06/12/2015 16:55	YH

Qualifiers:

- * Value exceeds maximum contaminant level
- BRL Below reporting limit
- H Holding times for preparation or analysis exceeded
- N Analyte not NELAC certified
- B Analyte detected in the associated method blank
- > Greater than Result value
- E Estimated (value above quantitation range)
- S Spike Recovery outside limits due to matrix
- Narr See case narrative
- NC Not confirmed
- < Less than Result value
- J Estimated value detected below Reporting Limit

Analytical Environmental Services, Inc **Date:** 19-Jun-15

Client:	Environmental Planning Specialists, Inc.	**Client Sample ID:**	15159-SB-1-2
Project Name:	PPC	**Collection Date:**	6/8/2015 5:17:00 PM
Lab ID:	1506C34-013	**Matrix:**	Soil

Analyses	Result	Reporting Limit	Qual	Units	BatchID	Dilution Factor	Date Analyzed	Analyst
TCL-SEMIVOLATILE ORGANICS SW8270D				**(SW3550C)**				
Bis(2-ethylhexyl)phthalate	BRL	440		ug/Kg-dry	208413	1	06/12/2015 16:55	YH
Butyl benzyl phthalate	BRL	440		ug/Kg-dry	208413	1	06/12/2015 16:55	YH
Caprolactam	BRL	440		ug/Kg-dry	208413	1	06/12/2015 16:55	YH
Carbazole	BRL	440		ug/Kg-dry	208413	1	06/12/2015 16:55	YH
Chrysene	BRL	440		ug/Kg-dry	208413	1	06/12/2015 16:55	YH
Di-n-butyl phthalate	BRL	440		ug/Kg-dry	208413	1	06/12/2015 16:55	YH
Di-n-octyl phthalate	BRL	440		ug/Kg-dry	208413	1	06/12/2015 16:55	YH
Dibenz(a,h)anthracene	BRL	440		ug/Kg-dry	208413	1	06/12/2015 16:55	YH
Dibenzofuran	BRL	440		ug/Kg-dry	208413	1	06/12/2015 16:55	YH
Diethyl phthalate	BRL	440		ug/Kg-dry	208413	1	06/12/2015 16:55	YH
Dimethyl phthalate	BRL	440		ug/Kg-dry	208413	1	06/12/2015 16:55	YH
Fluoranthene	BRL	440		ug/Kg-dry	208413	1	06/12/2015 16:55	YH
Fluorene	BRL	440		ug/Kg-dry	208413	1	06/12/2015 16:55	YH
Hexachlorobenzene	BRL	440		ug/Kg-dry	208413	1	06/12/2015 16:55	YH
Hexachlorobutadiene	BRL	440		ug/Kg-dry	208413	1	06/12/2015 16:55	YH
Hexachlorocyclopentadiene	BRL	870		ug/Kg-dry	208413	1	06/12/2015 16:55	YH
Hexachloroethane	BRL	440		ug/Kg-dry	208413	1	06/12/2015 16:55	YH
Indeno(1,2,3-cd)pyrene	BRL	440		ug/Kg-dry	208413	1	06/12/2015 16:55	YH
Isophorone	BRL	440		ug/Kg-dry	208413	1	06/12/2015 16:55	YH
N-Nitrosodi-n-propylamine	BRL	440		ug/Kg-dry	208413	1	06/12/2015 16:55	YH
N-Nitrosodiphenylamine	BRL	440		ug/Kg-dry	208413	1	06/12/2015 16:55	YH
Naphthalene	BRL	440		ug/Kg-dry	208413	1	06/12/2015 16:55	YH
Nitrobenzene	BRL	440		ug/Kg-dry	208413	1	06/12/2015 16:55	YH
Pentachlorophenol	BRL	2200		ug/Kg-dry	208413	1	06/12/2015 16:55	YH
Phenanthrene	BRL	440		ug/Kg-dry	208413	1	06/12/2015 16:55	YH
Phenol	BRL	440		ug/Kg-dry	208413	1	06/12/2015 16:55	YH
Pyrene	BRL	440		ug/Kg-dry	208413	1	06/12/2015 16:55	YH
Surr: 2,4,6-Tribromophenol	94.4	41-128		%REC	208413	1	06/12/2015 16:55	YH
Surr: 2-Fluorobiphenyl	89.1	47-120		%REC	208413	1	06/12/2015 16:55	YH
Surr: 2-Fluorophenol	82.7	38.3-120		%REC	208413	1	06/12/2015 16:55	YH
Surr: 4-Terphenyl-d14	98.2	51.4-125		%REC	208413	1	06/12/2015 16:55	YH
Surr: Nitrobenzene-d5	86.6	40.1-120		%REC	208413	1	06/12/2015 16:55	YH
Surr: Phenol-d5	90.5	40.3-120		%REC	208413	1	06/12/2015 16:55	YH
TCL VOLATILE ORGANICS SW8260B				**(SW5035)**				
1,1,1-Trichloroethane	BRL	2.9		ug/Kg-dry	208832	1	06/15/2015 13:12	CG
1,1,2,2-Tetrachloroethane	BRL	2.9		ug/Kg-dry	208832	1	06/15/2015 13:12	CG
1,1,2-Trichloroethane	BRL	2.9		ug/Kg-dry	208832	1	06/15/2015 13:12	CG
1,1-Dichloroethane	BRL	2.9		ug/Kg-dry	208832	1	06/15/2015 13:12	CG
1,1-Dichloroethene	BRL	2.9		ug/Kg-dry	208832	1	06/15/2015 13:12	CG
1,2,4-Trichlorobenzene	BRL	2.9		ug/Kg-dry	208832	1	06/15/2015 13:12	CG

Qualifiers:

- * Value exceeds maximum contaminant level
- BRL Below reporting limit
- H Holding times for preparation or analysis exceeded
- N Analyte not NELAC certified
- B Analyte detected in the associated method blank
- > Greater than Result value
- E Estimated (value above quantitation range)
- S Spike Recovery outside limits due to matrix
- Narr See case narrative
- NC Not confirmed
- < Less than Result value
- J Estimated value detected below Reporting Limit

Analytical Environmental Services, Inc **Date:** 19-Jun-15

Client:	Environmental Planning Specialists, Inc.	**Client Sample ID:**	15159-SB-1-2
Project Name:	PPC	**Collection Date:**	6/8/2015 5:17:00 PM
Lab ID:	1506C34-013	**Matrix:**	Soil

Analyses	Result	Reporting Limit	Qual	Units	BatchID	Dilution Factor	Date Analyzed	Analyst
TCL VOLATILE ORGANICS SW8260B				**(SW5035)**				
1,2-Dibromo-3-chloropropane	BRL	2.9		ug/Kg-dry	208832	1	06/15/2015 13:12	CG
1,2-Dibromoethane	BRL	2.9		ug/Kg-dry	208832	1	06/15/2015 13:12	CG
1,2-Dichlorobenzene	BRL	2.9		ug/Kg-dry	208832	1	06/15/2015 13:12	CG
1,2-Dichloroethane	BRL	2.9		ug/Kg-dry	208832	1	06/15/2015 13:12	CG
1,2-Dichloropropane	BRL	2.9		ug/Kg-dry	208832	1	06/15/2015 13:12	CG
1,3-Dichlorobenzene	BRL	2.9		ug/Kg-dry	208832	1	06/15/2015 13:12	CG
1,4-Dichlorobenzene	BRL	2.9		ug/Kg-dry	208832	1	06/15/2015 13:12	CG
2-Butanone	BRL	29		ug/Kg-dry	208832	1	06/15/2015 13:12	CG
2-Hexanone	BRL	5.8		ug/Kg-dry	208832	1	06/15/2015 13:12	CG
4-Methyl-2-pentanone	BRL	5.8		ug/Kg-dry	208832	1	06/15/2015 13:12	CG
Acetone	BRL	58		ug/Kg-dry	208832	1	06/15/2015 13:12	CG
Benzene	BRL	2.9		ug/Kg-dry	208832	1	06/15/2015 13:12	CG
Bromodichloromethane	BRL	2.9		ug/Kg-dry	208832	1	06/15/2015 13:12	CG
Bromoform	BRL	2.9		ug/Kg-dry	208832	1	06/15/2015 13:12	CG
Bromomethane	BRL	2.9		ug/Kg-dry	208832	1	06/15/2015 13:12	CG
Carbon disulfide	BRL	5.8		ug/Kg-dry	208832	1	06/15/2015 13:12	CG
Carbon tetrachloride	BRL	2.9		ug/Kg-dry	208832	1	06/15/2015 13:12	CG
Chlorobenzene	BRL	2.9		ug/Kg-dry	208832	1	06/15/2015 13:12	CG
Chloroethane	BRL	5.8		ug/Kg-dry	208832	1	06/15/2015 13:12	CG
Chloroform	BRL	2.9		ug/Kg-dry	208832	1	06/15/2015 13:12	CG
Chloromethane	BRL	5.8		ug/Kg-dry	208832	1	06/15/2015 13:12	CG
cis-1,2-Dichloroethene	BRL	2.9		ug/Kg-dry	208832	1	06/15/2015 13:12	CG
cis-1,3-Dichloropropene	BRL	2.9		ug/Kg-dry	208832	1	06/15/2015 13:12	CG
Cyclohexane	BRL	2.9		ug/Kg-dry	208832	1	06/15/2015 13:12	CG
Dibromochloromethane	BRL	2.9		ug/Kg-dry	208832	1	06/15/2015 13:12	CG
Dichlorodifluoromethane	BRL	5.8		ug/Kg-dry	208832	1	06/15/2015 13:12	CG
Ethylbenzene	BRL	2.9		ug/Kg-dry	208832	1	06/15/2015 13:12	CG
Freon-113	BRL	5.8		ug/Kg-dry	208832	1	06/15/2015 13:12	CG
Isopropylbenzene	BRL	2.9		ug/Kg-dry	208832	1	06/15/2015 13:12	CG
m,p-Xylene	BRL	2.9		ug/Kg-dry	208832	1	06/15/2015 13:12	CG
Methyl acetate	BRL	2.9		ug/Kg-dry	208832	1	06/15/2015 13:12	CG
Methyl tert-butyl ether	BRL	2.9		ug/Kg-dry	208832	1	06/15/2015 13:12	CG
Methylcyclohexane	BRL	2.9		ug/Kg-dry	208832	1	06/15/2015 13:12	CG
Methylene chloride	BRL	12		ug/Kg-dry	208832	1	06/15/2015 13:12	CG
o-Xylene	BRL	2.9		ug/Kg-dry	208832	1	06/15/2015 13:12	CG
Styrene	BRL	2.9		ug/Kg-dry	208832	1	06/15/2015 13:12	CG
Tetrachloroethene	BRL	2.9		ug/Kg-dry	208832	1	06/15/2015 13:12	CG
Toluene	BRL	2.9		ug/Kg-dry	208832	1	06/15/2015 13:12	CG
trans-1,2-Dichloroethene	BRL	2.9		ug/Kg-dry	208832	1	06/15/2015 13:12	CG
trans-1,3-Dichloropropene	BRL	2.9		ug/Kg-dry	208832	1	06/15/2015 13:12	CG
Trichloroethene	BRL	2.9		ug/Kg-dry	208832	1	06/15/2015 13:12	CG

Qualifiers:

- * Value exceeds maximum contaminant level
- BRL Below reporting limit
- H Holding times for preparation or analysis exceeded
- N Analyte not NELAC certified
- B Analyte detected in the associated method blank
- > Greater than Result value
- E Estimated (value above quantitation range)
- S Spike Recovery outside limits due to matrix
- Narr See case narrative
- NC Not confirmed
- < Less than Result value
- J Estimated value detected below Reporting Limit

Analytical Environmental Services, Inc **Date:** 19-Jun-15

Client:	Environmental Planning Specialists, Inc.	**Client Sample ID:**	15159-SB-1-2
Project Name:	PPC	**Collection Date:**	6/8/2015 5:17:00 PM
Lab ID:	1506C34-013	**Matrix:**	Soil

Analyses	Result	Reporting Limit	Qual	Units	BatchID	Dilution Factor	Date Analyzed	Analyst
TCL VOLATILE ORGANICS SW8260B				**(SW5035)**				
Trichlorofluoromethane	BRL	2.9		ug/Kg-dry	208832	1	06/15/2015 13:12	CG
Vinyl chloride	BRL	5.8		ug/Kg-dry	208832	1	06/15/2015 13:12	CG
Surr: 4-Bromofluorobenzene	87.9	70-128		%REC	208832	1	06/15/2015 13:12	CG
Surr: Dibromofluoromethane	106	78.2-128		%REC	208832	1	06/15/2015 13:12	CG
Surr: Toluene-d8	99.9	76.5-116		%REC	208832	1	06/15/2015 13:12	CG
METALS, TOTAL SW6010C				**(SW3050B)**				
Arsenic	BRL	6.48		mg/Kg-dry	208707	1	06/13/2015 02:20	TA
Barium	67.6	6.48		mg/Kg-dry	208707	1	06/13/2015 02:20	TA
Cadmium	BRL	3.24		mg/Kg-dry	208707	1	06/13/2015 02:20	TA
Chromium	8.65	3.24		mg/Kg-dry	208707	1	06/13/2015 02:20	TA
Lead	10.4	6.48		mg/Kg-dry	208707	1	06/13/2015 02:20	TA
Nickel	BRL	6.48		mg/Kg-dry	208707	1	06/13/2015 02:20	TA
Phosphorus	54.5	32.4		mg/Kg-dry	208707	1	06/15/2015 16:51	IO
Selenium	BRL	6.48		mg/Kg-dry	208707	1	06/13/2015 02:20	TA
Silver	BRL	3.24		mg/Kg-dry	208707	1	06/13/2015 02:20	TA
Zinc	6.49	6.48		mg/Kg-dry	208707	1	06/13/2015 02:20	TA
PERCENT MOISTURE D2216								
Percent Moisture	24.3	0		wt%	R293980	1	06/16/2015 10:00	PF

Qualifiers:

- * Value exceeds maximum contaminant level
- BRL Below reporting limit
- H Holding times for preparation or analysis exceeded
- N Analyte not NELAC certified
- B Analyte detected in the associated method blank
- > Greater than Result value
- E Estimated (value above quantitation range)
- S Spike Recovery outside limits due to matrix
- Narr See case narrative
- NC Not confirmed
- < Less than Result value
- J Estimated value detected below Reporting Limit

Analytical Environmental Services, Inc **Date:** 19-Jun-15

Client:	Environmental Planning Specialists, Inc.	**Client Sample ID:**	15160-SB-2-2
Project Name:	PPC	**Collection Date:**	6/9/2015 8:39:00 AM
Lab ID:	1506C34-014	**Matrix:**	Soil

Analyses	Result	Reporting Limit	Qual	Units	BatchID	Dilution Factor	Date Analyzed	Analyst
TOTAL MERCURY SW7471B				**(SW7471B)**				
Mercury	BRL	0.125		mg/Kg-dry	208773	1	06/15/2015 16:20	TA
TCL-SEMIVOLATILE ORGANICS SW8270D				**(SW3550C)**				
1,1´-Biphenyl	BRL	420		ug/Kg-dry	208413	1	06/12/2015 17:21	YH
2,4,5-Trichlorophenol	BRL	2200		ug/Kg-dry	208413	1	06/12/2015 17:21	YH
2,4,6-Trichlorophenol	BRL	420		ug/Kg-dry	208413	1	06/12/2015 17:21	YH
2,4-Dichlorophenol	BRL	420		ug/Kg-dry	208413	1	06/12/2015 17:21	YH
2,4-Dimethylphenol	BRL	420		ug/Kg-dry	208413	1	06/12/2015 17:21	YH
2,4-Dinitrophenol	BRL	2200		ug/Kg-dry	208413	1	06/12/2015 17:21	YH
2,4-Dinitrotoluene	BRL	420		ug/Kg-dry	208413	1	06/12/2015 17:21	YH
2,6-Dinitrotoluene	BRL	420		ug/Kg-dry	208413	1	06/12/2015 17:21	YH
2-Chloronaphthalene	BRL	420		ug/Kg-dry	208413	1	06/12/2015 17:21	YH
2-Chlorophenol	BRL	420		ug/Kg-dry	208413	1	06/12/2015 17:21	YH
2-Methylnaphthalene	BRL	420		ug/Kg-dry	208413	1	06/12/2015 17:21	YH
2-Methylphenol	BRL	420		ug/Kg-dry	208413	1	06/12/2015 17:21	YH
2-Nitroaniline	BRL	2200		ug/Kg-dry	208413	1	06/12/2015 17:21	YH
2-Nitrophenol	BRL	420		ug/Kg-dry	208413	1	06/12/2015 17:21	YH
3,3´-Dichlorobenzidine	BRL	850		ug/Kg-dry	208413	1	06/12/2015 17:21	YH
3-Nitroaniline	BRL	2200		ug/Kg-dry	208413	1	06/12/2015 17:21	YH
4,6-Dinitro-2-methylphenol	BRL	2200		ug/Kg-dry	208413	1	06/12/2015 17:21	YH
4-Bromophenyl phenyl ether	BRL	420		ug/Kg-dry	208413	1	06/12/2015 17:21	YH
4-Chloro-3-methylphenol	BRL	420		ug/Kg-dry	208413	1	06/12/2015 17:21	YH
4-Chloroaniline	BRL	420		ug/Kg-dry	208413	1	06/12/2015 17:21	YH
4-Chlorophenyl phenyl ether	BRL	420		ug/Kg-dry	208413	1	06/12/2015 17:21	YH
4-Methylphenol	BRL	420		ug/Kg-dry	208413	1	06/12/2015 17:21	YH
4-Nitroaniline	BRL	2200		ug/Kg-dry	208413	1	06/12/2015 17:21	YH
4-Nitrophenol	BRL	2200		ug/Kg-dry	208413	1	06/12/2015 17:21	YH
Acenaphthene	BRL	420		ug/Kg-dry	208413	1	06/12/2015 17:21	YH
Acenaphthylene	BRL	420		ug/Kg-dry	208413	1	06/12/2015 17:21	YH
Acetophenone	BRL	420		ug/Kg-dry	208413	1	06/12/2015 17:21	YH
Anthracene	BRL	420		ug/Kg-dry	208413	1	06/12/2015 17:21	YH
Atrazine	BRL	420		ug/Kg-dry	208413	1	06/12/2015 17:21	YH
Benz(a)anthracene	BRL	420		ug/Kg-dry	208413	1	06/12/2015 17:21	YH
Benzaldehyde	BRL	420		ug/Kg-dry	208413	1	06/12/2015 17:21	YH
Benzo(a)pyrene	BRL	420		ug/Kg-dry	208413	1	06/12/2015 17:21	YH
Benzo(b)fluoranthene	BRL	420		ug/Kg-dry	208413	1	06/12/2015 17:21	YH
Benzo(g,h,i)perylene	BRL	420		ug/Kg-dry	208413	1	06/12/2015 17:21	YH
Benzo(k)fluoranthene	BRL	420		ug/Kg-dry	208413	1	06/12/2015 17:21	YH
Bis(2-chloroethoxy)methane	BRL	420		ug/Kg-dry	208413	1	06/12/2015 17:21	YH
Bis(2-chloroethyl)ether	BRL	420		ug/Kg-dry	208413	1	06/12/2015 17:21	YH
Bis(2-chloroisopropyl)ether	BRL	420		ug/Kg-dry	208413	1	06/12/2015 17:21	YH

Qualifiers:

- * Value exceeds maximum contaminant level
- BRL Below reporting limit
- H Holding times for preparation or analysis exceeded
- N Analyte not NELAC certified
- B Analyte detected in the associated method blank
- > Greater than Result value
- E Estimated (value above quantitation range)
- S Spike Recovery outside limits due to matrix
- Narr See case narrative
- NC Not confirmed
- < Less than Result value
- J Estimated value detected below Reporting Limit

Analytical Environmental Services, Inc **Date:** 19-Jun-15

Client:	Environmental Planning Specialists, Inc.	**Client Sample ID:**	15160-SB-2-2
Project Name:	PPC	**Collection Date:**	6/9/2015 8:39:00 AM
Lab ID:	1506C34-014	**Matrix:**	Soil

Analyses	Result	Reporting Limit	Qual	Units	BatchID	Dilution Factor	Date Analyzed	Analyst
TCL-SEMIVOLATILE ORGANICS SW8270D				**(SW3550C)**				
Bis(2-ethylhexyl)phthalate	BRL	420		ug/Kg-dry	208413	1	06/12/2015 17:21	YH
Butyl benzyl phthalate	BRL	420		ug/Kg-dry	208413	1	06/12/2015 17:21	YH
Caprolactam	BRL	420		ug/Kg-dry	208413	1	06/12/2015 17:21	YH
Carbazole	BRL	420		ug/Kg-dry	208413	1	06/12/2015 17:21	YH
Chrysene	BRL	420		ug/Kg-dry	208413	1	06/12/2015 17:21	YH
Di-n-butyl phthalate	BRL	420		ug/Kg-dry	208413	1	06/12/2015 17:21	YH
Di-n-octyl phthalate	BRL	420		ug/Kg-dry	208413	1	06/12/2015 17:21	YH
Dibenz(a,h)anthracene	BRL	420		ug/Kg-dry	208413	1	06/12/2015 17:21	YH
Dibenzofuran	BRL	420		ug/Kg-dry	208413	1	06/12/2015 17:21	YH
Diethyl phthalate	BRL	420		ug/Kg-dry	208413	1	06/12/2015 17:21	YH
Dimethyl phthalate	BRL	420		ug/Kg-dry	208413	1	06/12/2015 17:21	YH
Fluoranthene	BRL	420		ug/Kg-dry	208413	1	06/12/2015 17:21	YH
Fluorene	BRL	420		ug/Kg-dry	208413	1	06/12/2015 17:21	YH
Hexachlorobenzene	BRL	420		ug/Kg-dry	208413	1	06/12/2015 17:21	YH
Hexachlorobutadiene	BRL	420		ug/Kg-dry	208413	1	06/12/2015 17:21	YH
Hexachlorocyclopentadiene	BRL	840		ug/Kg-dry	208413	1	06/12/2015 17:21	YH
Hexachloroethane	BRL	420		ug/Kg-dry	208413	1	06/12/2015 17:21	YH
Indeno(1,2,3-cd)pyrene	BRL	420		ug/Kg-dry	208413	1	06/12/2015 17:21	YH
Isophorone	BRL	420		ug/Kg-dry	208413	1	06/12/2015 17:21	YH
N-Nitrosodi-n-propylamine	BRL	420		ug/Kg-dry	208413	1	06/12/2015 17:21	YH
N-Nitrosodiphenylamine	BRL	420		ug/Kg-dry	208413	1	06/12/2015 17:21	YH
Naphthalene	BRL	420		ug/Kg-dry	208413	1	06/12/2015 17:21	YH
Nitrobenzene	BRL	420		ug/Kg-dry	208413	1	06/12/2015 17:21	YH
Pentachlorophenol	BRL	2200		ug/Kg-dry	208413	1	06/12/2015 17:21	YH
Phenanthrene	BRL	420		ug/Kg-dry	208413	1	06/12/2015 17:21	YH
Phenol	BRL	420		ug/Kg-dry	208413	1	06/12/2015 17:21	YH
Pyrene	BRL	420		ug/Kg-dry	208413	1	06/12/2015 17:21	YH
Surr: 2,4,6-Tribromophenol	86.2	41-128		%REC	208413	1	06/12/2015 17:21	YH
Surr: 2-Fluorobiphenyl	81.9	47-120		%REC	208413	1	06/12/2015 17:21	YH
Surr: 2-Fluorophenol	78.8	38.3-120		%REC	208413	1	06/12/2015 17:21	YH
Surr: 4-Terphenyl-d14	91.6	51.4-125		%REC	208413	1	06/12/2015 17:21	YH
Surr: Nitrobenzene-d5	81.1	40.1-120		%REC	208413	1	06/12/2015 17:21	YH
Surr: Phenol-d5	82.8	40.3-120		%REC	208413	1	06/12/2015 17:21	YH
TCL VOLATILE ORGANICS SW8260B				**(SW5035)**				
1,1,1-Trichloroethane	BRL	2.6		ug/Kg-dry	208832	1	06/15/2015 13:36	CG
1,1,2,2-Tetrachloroethane	BRL	2.6		ug/Kg-dry	208832	1	06/15/2015 13:36	CG
1,1,2-Trichloroethane	BRL	2.6		ug/Kg-dry	208832	1	06/15/2015 13:36	CG
1,1-Dichloroethane	BRL	2.6		ug/Kg-dry	208832	1	06/15/2015 13:36	CG
1,1-Dichloroethene	BRL	2.6		ug/Kg-dry	208832	1	06/15/2015 13:36	CG
1,2,4-Trichlorobenzene	BRL	2.6		ug/Kg-dry	208832	1	06/15/2015 13:36	CG

Qualifiers:

- * Value exceeds maximum contaminant level
- BRL Below reporting limit
- H Holding times for preparation or analysis exceeded
- N Analyte not NELAC certified
- B Analyte detected in the associated method blank
- > Greater than Result value
- E Estimated (value above quantitation range)
- S Spike Recovery outside limits due to matrix
- Narr See case narrative
- NC Not confirmed
- < Less than Result value
- J Estimated value detected below Reporting Limit

Analytical Environmental Services, Inc **Date:** 19-Jun-15

Client:	Environmental Planning Specialists, Inc.	**Client Sample ID:**	15160-SB-2-2
Project Name:	PPC	**Collection Date:**	6/9/2015 8:39:00 AM
Lab ID:	1506C34-014	**Matrix:**	Soil

Analyses	Result	Reporting Limit	Qual	Units	BatchID	Dilution Factor	Date Analyzed	Analyst
TCL VOLATILE ORGANICS SW8260B				**(SW5035)**				
1,2-Dibromo-3-chloropropane	BRL	2.6		ug/Kg-dry	208832	1	06/15/2015 13:36	CG
1,2-Dibromoethane	BRL	2.6		ug/Kg-dry	208832	1	06/15/2015 13:36	CG
1,2-Dichlorobenzene	BRL	2.6		ug/Kg-dry	208832	1	06/15/2015 13:36	CG
1,2-Dichloroethane	BRL	2.6		ug/Kg-dry	208832	1	06/15/2015 13:36	CG
1,2-Dichloropropane	BRL	2.6		ug/Kg-dry	208832	1	06/15/2015 13:36	CG
1,3-Dichlorobenzene	BRL	2.6		ug/Kg-dry	208832	1	06/15/2015 13:36	CG
1,4-Dichlorobenzene	BRL	2.6		ug/Kg-dry	208832	1	06/15/2015 13:36	CG
2-Butanone	BRL	26		ug/Kg-dry	208832	1	06/15/2015 13:36	CG
2-Hexanone	BRL	5.2		ug/Kg-dry	208832	1	06/15/2015 13:36	CG
4-Methyl-2-pentanone	BRL	5.2		ug/Kg-dry	208832	1	06/15/2015 13:36	CG
Acetone	BRL	52		ug/Kg-dry	208832	1	06/15/2015 13:36	CG
Benzene	BRL	2.6		ug/Kg-dry	208832	1	06/15/2015 13:36	CG
Bromodichloromethane	BRL	2.6		ug/Kg-dry	208832	1	06/15/2015 13:36	CG
Bromoform	BRL	2.6		ug/Kg-dry	208832	1	06/15/2015 13:36	CG
Bromomethane	BRL	2.6		ug/Kg-dry	208832	1	06/15/2015 13:36	CG
Carbon disulfide	BRL	5.2		ug/Kg-dry	208832	1	06/15/2015 13:36	CG
Carbon tetrachloride	BRL	2.6		ug/Kg-dry	208832	1	06/15/2015 13:36	CG
Chlorobenzene	BRL	2.6		ug/Kg-dry	208832	1	06/15/2015 13:36	CG
Chloroethane	BRL	5.2		ug/Kg-dry	208832	1	06/15/2015 13:36	CG
Chloroform	BRL	2.6		ug/Kg-dry	208832	1	06/15/2015 13:36	CG
Chloromethane	BRL	5.2		ug/Kg-dry	208832	1	06/15/2015 13:36	CG
cis-1,2-Dichloroethene	BRL	2.6		ug/Kg-dry	208832	1	06/15/2015 13:36	CG
cis-1,3-Dichloropropene	BRL	2.6		ug/Kg-dry	208832	1	06/15/2015 13:36	CG
Cyclohexane	BRL	2.6		ug/Kg-dry	208832	1	06/15/2015 13:36	CG
Dibromochloromethane	BRL	2.6		ug/Kg-dry	208832	1	06/15/2015 13:36	CG
Dichlorodifluoromethane	BRL	5.2		ug/Kg-dry	208832	1	06/15/2015 13:36	CG
Ethylbenzene	BRL	2.6		ug/Kg-dry	208832	1	06/15/2015 13:36	CG
Freon-113	BRL	5.2		ug/Kg-dry	208832	1	06/15/2015 13:36	CG
Isopropylbenzene	BRL	2.6		ug/Kg-dry	208832	1	06/15/2015 13:36	CG
m,p-Xylene	BRL	2.6		ug/Kg-dry	208832	1	06/15/2015 13:36	CG
Methyl acetate	BRL	2.6		ug/Kg-dry	208832	1	06/15/2015 13:36	CG
Methyl tert-butyl ether	BRL	2.6		ug/Kg-dry	208832	1	06/15/2015 13:36	CG
Methylcyclohexane	BRL	2.6		ug/Kg-dry	208832	1	06/15/2015 13:36	CG
Methylene chloride	BRL	10		ug/Kg-dry	208832	1	06/15/2015 13:36	CG
o-Xylene	BRL	2.6		ug/Kg-dry	208832	1	06/15/2015 13:36	CG
Styrene	BRL	2.6		ug/Kg-dry	208832	1	06/15/2015 13:36	CG
Tetrachloroethene	BRL	2.6		ug/Kg-dry	208832	1	06/15/2015 13:36	CG
Toluene	BRL	2.6		ug/Kg-dry	208832	1	06/15/2015 13:36	CG
trans-1,2-Dichloroethene	BRL	2.6		ug/Kg-dry	208832	1	06/15/2015 13:36	CG
trans-1,3-Dichloropropene	BRL	2.6		ug/Kg-dry	208832	1	06/15/2015 13:36	CG
Trichloroethene	BRL	2.6		ug/Kg-dry	208832	1	06/15/2015 13:36	CG

Qualifiers:

- * Value exceeds maximum contaminant level
- BRL Below reporting limit
- H Holding times for preparation or analysis exceeded
- N Analyte not NELAC certified
- B Analyte detected in the associated method blank
- > Greater than Result value
- E Estimated (value above quantitation range)
- S Spike Recovery outside limits due to matrix
- Narr See case narrative
- NC Not confirmed
- < Less than Result value
- J Estimated value detected below Reporting Limit

Analytical Environmental Services, Inc **Date:** 19-Jun-15

Client:	Environmental Planning Specialists, Inc.	**Client Sample ID:**	15160-SB-2-2
Project Name:	PPC	**Collection Date:**	6/9/2015 8:39:00 AM
Lab ID:	1506C34-014	**Matrix:**	Soil

Analyses	Result	Reporting Limit	Qual	Units	BatchID	Dilution Factor	Date Analyzed	Analyst
TCL VOLATILE ORGANICS SW8260B				**(SW5035)**				
Trichlorofluoromethane	BRL	2.6		ug/Kg-dry	208832	1	06/15/2015 13:36	CG
Vinyl chloride	BRL	5.2		ug/Kg-dry	208832	1	06/15/2015 13:36	CG
Surr: 4-Bromofluorobenzene	92.8	70-128		%REC	208832	1	06/15/2015 13:36	CG
Surr: Dibromofluoromethane	108	78.2-128		%REC	208832	1	06/15/2015 13:36	CG
Surr: Toluene-d8	99.4	76.5-116		%REC	208832	1	06/15/2015 13:36	CG
METALS, TOTAL SW6010C				**(SW3050B)**				
Arsenic	BRL	5.97		mg/Kg-dry	208707	1	06/13/2015 02:23	TA
Barium	80.0	5.97		mg/Kg-dry	208707	1	06/13/2015 02:23	TA
Cadmium	BRL	2.99		mg/Kg-dry	208707	1	06/13/2015 02:23	TA
Chromium	6.57	2.99		mg/Kg-dry	208707	1	06/13/2015 02:23	TA
Lead	8.97	5.97		mg/Kg-dry	208707	1	06/13/2015 02:23	TA
Nickel	BRL	5.97		mg/Kg-dry	208707	1	06/13/2015 02:23	TA
Phosphorus	46.3	29.9		mg/Kg-dry	208707	1	06/15/2015 16:54	IO
Selenium	BRL	5.97		mg/Kg-dry	208707	1	06/13/2015 02:23	TA
Silver	BRL	2.99		mg/Kg-dry	208707	1	06/13/2015 02:23	TA
Zinc	8.24	5.97		mg/Kg-dry	208707	1	06/13/2015 02:23	TA
PERCENT MOISTURE D2216								
Percent Moisture	21.0	0		wt%	R293980	1	06/16/2015 10:00	PF

Qualifiers:

*	Value exceeds maximum contaminant level	E	Estimated (value above quantitation range)
BRL	Below reporting limit	S	Spike Recovery outside limits due to matrix
H	Holding times for preparation or analysis exceeded	Narr	See case narrative
N	Analyte not NELAC certified	NC	Not confirmed
B	Analyte detected in the associated method blank	<	Less than Result value
>	Greater than Result value	J	Estimated value detected below Reporting Limit

Analytical Environmental Services, Inc **Date:** 19-Jun-15

Client:	Environmental Planning Specialists, Inc.	**Client Sample ID:**	15160-SB-3-2
Project Name:	PPC	**Collection Date:**	6/9/2015 8:47:00 AM
Lab ID:	1506C34-015	**Matrix:**	Soil

Analyses	Result	Reporting Limit	Qual	Units	BatchID	Dilution Factor	Date Analyzed	Analyst
TOTAL MERCURY SW7471B				**(SW7471B)**				
Mercury	BRL	0.119		mg/Kg-dry	208773	1	06/15/2015 16:22	TA
TCL-SEMIVOLATILE ORGANICS SW8270D				**(SW3550C)**				
1,1´-Biphenyl	BRL	400		ug/Kg-dry	208413	1	06/12/2015 17:48	YH
2,4,5-Trichlorophenol	BRL	2100		ug/Kg-dry	208413	1	06/12/2015 17:48	YH
2,4,6-Trichlorophenol	BRL	400		ug/Kg-dry	208413	1	06/12/2015 17:48	YH
2,4-Dichlorophenol	BRL	400		ug/Kg-dry	208413	1	06/12/2015 17:48	YH
2,4-Dimethylphenol	BRL	400		ug/Kg-dry	208413	1	06/12/2015 17:48	YH
2,4-Dinitrophenol	BRL	2100		ug/Kg-dry	208413	1	06/12/2015 17:48	YH
2,4-Dinitrotoluene	BRL	400		ug/Kg-dry	208413	1	06/12/2015 17:48	YH
2,6-Dinitrotoluene	BRL	400		ug/Kg-dry	208413	1	06/12/2015 17:48	YH
2-Chloronaphthalene	BRL	400		ug/Kg-dry	208413	1	06/12/2015 17:48	YH
2-Chlorophenol	BRL	400		ug/Kg-dry	208413	1	06/12/2015 17:48	YH
2-Methylnaphthalene	BRL	400		ug/Kg-dry	208413	1	06/12/2015 17:48	YH
2-Methylphenol	BRL	400		ug/Kg-dry	208413	1	06/12/2015 17:48	YH
2-Nitroaniline	BRL	2100		ug/Kg-dry	208413	1	06/12/2015 17:48	YH
2-Nitrophenol	BRL	400		ug/Kg-dry	208413	1	06/12/2015 17:48	YH
3,3´-Dichlorobenzidine	BRL	810		ug/Kg-dry	208413	1	06/12/2015 17:48	YH
3-Nitroaniline	BRL	2100		ug/Kg-dry	208413	1	06/12/2015 17:48	YH
4,6-Dinitro-2-methylphenol	BRL	2100		ug/Kg-dry	208413	1	06/12/2015 17:48	YH
4-Bromophenyl phenyl ether	BRL	400		ug/Kg-dry	208413	1	06/12/2015 17:48	YH
4-Chloro-3-methylphenol	BRL	400		ug/Kg-dry	208413	1	06/12/2015 17:48	YH
4-Chloroaniline	BRL	400		ug/Kg-dry	208413	1	06/12/2015 17:48	YH
4-Chlorophenyl phenyl ether	BRL	400		ug/Kg-dry	208413	1	06/12/2015 17:48	YH
4-Methylphenol	BRL	400		ug/Kg-dry	208413	1	06/12/2015 17:48	YH
4-Nitroaniline	BRL	2100		ug/Kg-dry	208413	1	06/12/2015 17:48	YH
4-Nitrophenol	BRL	2100		ug/Kg-dry	208413	1	06/12/2015 17:48	YH
Acenaphthene	BRL	400		ug/Kg-dry	208413	1	06/12/2015 17:48	YH
Acenaphthylene	BRL	400		ug/Kg-dry	208413	1	06/12/2015 17:48	YH
Acetophenone	BRL	400		ug/Kg-dry	208413	1	06/12/2015 17:48	YH
Anthracene	BRL	400		ug/Kg-dry	208413	1	06/12/2015 17:48	YH
Atrazine	BRL	400		ug/Kg-dry	208413	1	06/12/2015 17:48	YH
Benz(a)anthracene	BRL	400		ug/Kg-dry	208413	1	06/12/2015 17:48	YH
Benzaldehyde	BRL	400		ug/Kg-dry	208413	1	06/12/2015 17:48	YH
Benzo(a)pyrene	BRL	400		ug/Kg-dry	208413	1	06/12/2015 17:48	YH
Benzo(b)fluoranthene	BRL	400		ug/Kg-dry	208413	1	06/12/2015 17:48	YH
Benzo(g,h,i)perylene	BRL	400		ug/Kg-dry	208413	1	06/12/2015 17:48	YH
Benzo(k)fluoranthene	BRL	400		ug/Kg-dry	208413	1	06/12/2015 17:48	YH
Bis(2-chloroethoxy)methane	BRL	400		ug/Kg-dry	208413	1	06/12/2015 17:48	YH
Bis(2-chloroethyl)ether	BRL	400		ug/Kg-dry	208413	1	06/12/2015 17:48	YH
Bis(2-chloroisopropyl)ether	BRL	400		ug/Kg-dry	208413	1	06/12/2015 17:48	YH

Qualifiers:

- * Value exceeds maximum contaminant level
- BRL Below reporting limit
- H Holding times for preparation or analysis exceeded
- N Analyte not NELAC certified
- B Analyte detected in the associated method blank
- > Greater than Result value
- E Estimated (value above quantitation range)
- S Spike Recovery outside limits due to matrix
- Narr See case narrative
- NC Not confirmed
- < Less than Result value
- J Estimated value detected below Reporting Limit

Analytical Environmental Services, Inc **Date:** 19-Jun-15

Client:	Environmental Planning Specialists, Inc.	**Client Sample ID:**	15160-SB-3-2
Project Name:	PPC	**Collection Date:**	6/9/2015 8:47:00 AM
Lab ID:	1506C34-015	**Matrix:**	Soil

Analyses	Result	Reporting Limit	Qual	Units	BatchID	Dilution Factor	Date Analyzed	Analyst
TCL-SEMIVOLATILE ORGANICS SW8270D				**(SW3550C)**				
Bis(2-ethylhexyl)phthalate	BRL	400		ug/Kg-dry	208413	1	06/12/2015 17:48	YH
Butyl benzyl phthalate	BRL	400		ug/Kg-dry	208413	1	06/12/2015 17:48	YH
Caprolactam	BRL	400		ug/Kg-dry	208413	1	06/12/2015 17:48	YH
Carbazole	BRL	400		ug/Kg-dry	208413	1	06/12/2015 17:48	YH
Chrysene	BRL	400		ug/Kg-dry	208413	1	06/12/2015 17:48	YH
Di-n-butyl phthalate	BRL	400		ug/Kg-dry	208413	1	06/12/2015 17:48	YH
Di-n-octyl phthalate	BRL	400		ug/Kg-dry	208413	1	06/12/2015 17:48	YH
Dibenz(a,h)anthracene	BRL	400		ug/Kg-dry	208413	1	06/12/2015 17:48	YH
Dibenzofuran	BRL	400		ug/Kg-dry	208413	1	06/12/2015 17:48	YH
Diethyl phthalate	BRL	400		ug/Kg-dry	208413	1	06/12/2015 17:48	YH
Dimethyl phthalate	BRL	400		ug/Kg-dry	208413	1	06/12/2015 17:48	YH
Fluoranthene	BRL	400		ug/Kg-dry	208413	1	06/12/2015 17:48	YH
Fluorene	BRL	400		ug/Kg-dry	208413	1	06/12/2015 17:48	YH
Hexachlorobenzene	BRL	400		ug/Kg-dry	208413	1	06/12/2015 17:48	YH
Hexachlorobutadiene	BRL	400		ug/Kg-dry	208413	1	06/12/2015 17:48	YH
Hexachlorocyclopentadiene	BRL	800		ug/Kg-dry	208413	1	06/12/2015 17:48	YH
Hexachloroethane	BRL	400		ug/Kg-dry	208413	1	06/12/2015 17:48	YH
Indeno(1,2,3-cd)pyrene	BRL	400		ug/Kg-dry	208413	1	06/12/2015 17:48	YH
Isophorone	BRL	400		ug/Kg-dry	208413	1	06/12/2015 17:48	YH
N-Nitrosodi-n-propylamine	BRL	400		ug/Kg-dry	208413	1	06/12/2015 17:48	YH
N-Nitrosodiphenylamine	BRL	400		ug/Kg-dry	208413	1	06/12/2015 17:48	YH
Naphthalene	BRL	400		ug/Kg-dry	208413	1	06/12/2015 17:48	YH
Nitrobenzene	BRL	400		ug/Kg-dry	208413	1	06/12/2015 17:48	YH
Pentachlorophenol	BRL	2100		ug/Kg-dry	208413	1	06/12/2015 17:48	YH
Phenanthrene	BRL	400		ug/Kg-dry	208413	1	06/12/2015 17:48	YH
Phenol	BRL	400		ug/Kg-dry	208413	1	06/12/2015 17:48	YH
Pyrene	BRL	400		ug/Kg-dry	208413	1	06/12/2015 17:48	YH
Surr: 2,4,6-Tribromophenol	90.3	41-128		%REC	208413	1	06/12/2015 17:48	YH
Surr: 2-Fluorobiphenyl	85.7	47-120		%REC	208413	1	06/12/2015 17:48	YH
Surr: 2-Fluorophenol	80.6	38.3-120		%REC	208413	1	06/12/2015 17:48	YH
Surr: 4-Terphenyl-d14	91.9	51.4-125		%REC	208413	1	06/12/2015 17:48	YH
Surr: Nitrobenzene-d5	80.8	40.1-120		%REC	208413	1	06/12/2015 17:48	YH
Surr: Phenol-d5	86.2	40.3-120		%REC	208413	1	06/12/2015 17:48	YH
TCL VOLATILE ORGANICS SW8260B				**(SW5035)**				
1,1,1-Trichloroethane	BRL	2.8		ug/Kg-dry	208832	1	06/15/2015 14:00	CG
1,1,2,2-Tetrachloroethane	BRL	2.8		ug/Kg-dry	208832	1	06/15/2015 14:00	CG
1,1,2-Trichloroethane	BRL	2.8		ug/Kg-dry	208832	1	06/15/2015 14:00	CG
1,1-Dichloroethane	BRL	2.8		ug/Kg-dry	208832	1	06/15/2015 14:00	CG
1,1-Dichloroethene	BRL	2.8		ug/Kg-dry	208832	1	06/15/2015 14:00	CG
1,2,4-Trichlorobenzene	BRL	2.8		ug/Kg-dry	208832	1	06/15/2015 14:00	CG

Qualifiers:

- * Value exceeds maximum contaminant level
- BRL Below reporting limit
- H Holding times for preparation or analysis exceeded
- N Analyte not NELAC certified
- B Analyte detected in the associated method blank
- > Greater than Result value
- E Estimated (value above quantitation range)
- S Spike Recovery outside limits due to matrix
- Narr See case narrative
- NC Not confirmed
- < Less than Result value
- J Estimated value detected below Reporting Limit

Analytical Environmental Services, Inc **Date:** 19-Jun-15

Client:	Environmental Planning Specialists, Inc.	**Client Sample ID:**	15160-SB-3-2
Project Name:	PPC	**Collection Date:**	6/9/2015 8:47:00 AM
Lab ID:	1506C34-015	**Matrix:**	Soil

Analyses	Result	Reporting Limit	Qual	Units	BatchID	Dilution Factor	Date Analyzed	Analyst
TCL VOLATILE ORGANICS SW8260B				**(SW5035)**				
1,2-Dibromo-3-chloropropane	BRL	2.8		ug/Kg-dry	208832	1	06/15/2015 14:00	CG
1,2-Dibromoethane	BRL	2.8		ug/Kg-dry	208832	1	06/15/2015 14:00	CG
1,2-Dichlorobenzene	BRL	2.8		ug/Kg-dry	208832	1	06/15/2015 14:00	CG
1,2-Dichloroethane	BRL	2.8		ug/Kg-dry	208832	1	06/15/2015 14:00	CG
1,2-Dichloropropane	BRL	2.8		ug/Kg-dry	208832	1	06/15/2015 14:00	CG
1,3-Dichlorobenzene	BRL	2.8		ug/Kg-dry	208832	1	06/15/2015 14:00	CG
1,4-Dichlorobenzene	BRL	2.8		ug/Kg-dry	208832	1	06/15/2015 14:00	CG
2-Butanone	BRL	28		ug/Kg-dry	208832	1	06/15/2015 14:00	CG
2-Hexanone	BRL	5.7		ug/Kg-dry	208832	1	06/15/2015 14:00	CG
4-Methyl-2-pentanone	BRL	5.7		ug/Kg-dry	208832	1	06/15/2015 14:00	CG
Acetone	BRL	57		ug/Kg-dry	208832	1	06/15/2015 14:00	CG
Benzene	BRL	2.8		ug/Kg-dry	208832	1	06/15/2015 14:00	CG
Bromodichloromethane	BRL	2.8		ug/Kg-dry	208832	1	06/15/2015 14:00	CG
Bromoform	BRL	2.8		ug/Kg-dry	208832	1	06/15/2015 14:00	CG
Bromomethane	BRL	2.8		ug/Kg-dry	208832	1	06/15/2015 14:00	CG
Carbon disulfide	BRL	5.7		ug/Kg-dry	208832	1	06/15/2015 14:00	CG
Carbon tetrachloride	BRL	2.8		ug/Kg-dry	208832	1	06/15/2015 14:00	CG
Chlorobenzene	BRL	2.8		ug/Kg-dry	208832	1	06/15/2015 14:00	CG
Chloroethane	BRL	5.7		ug/Kg-dry	208832	1	06/15/2015 14:00	CG
Chloroform	BRL	2.8		ug/Kg-dry	208832	1	06/15/2015 14:00	CG
Chloromethane	BRL	5.7		ug/Kg-dry	208832	1	06/15/2015 14:00	CG
cis-1,2-Dichloroethene	BRL	2.8		ug/Kg-dry	208832	1	06/15/2015 14:00	CG
cis-1,3-Dichloropropene	BRL	2.8		ug/Kg-dry	208832	1	06/15/2015 14:00	CG
Cyclohexane	BRL	2.8		ug/Kg-dry	208832	1	06/15/2015 14:00	CG
Dibromochloromethane	BRL	2.8		ug/Kg-dry	208832	1	06/15/2015 14:00	CG
Dichlorodifluoromethane	BRL	5.7		ug/Kg-dry	208832	1	06/15/2015 14:00	CG
Ethylbenzene	BRL	2.8		ug/Kg-dry	208832	1	06/15/2015 14:00	CG
Freon-113	BRL	5.7		ug/Kg-dry	208832	1	06/15/2015 14:00	CG
Isopropylbenzene	BRL	2.8		ug/Kg-dry	208832	1	06/15/2015 14:00	CG
m,p-Xylene	BRL	2.8		ug/Kg-dry	208832	1	06/15/2015 14:00	CG
Methyl acetate	BRL	2.8		ug/Kg-dry	208832	1	06/15/2015 14:00	CG
Methyl tert-butyl ether	BRL	2.8		ug/Kg-dry	208832	1	06/15/2015 14:00	CG
Methylcyclohexane	BRL	2.8		ug/Kg-dry	208832	1	06/15/2015 14:00	CG
Methylene chloride	BRL	11		ug/Kg-dry	208832	1	06/15/2015 14:00	CG
o-Xylene	BRL	2.8		ug/Kg-dry	208832	1	06/15/2015 14:00	CG
Styrene	BRL	2.8		ug/Kg-dry	208832	1	06/15/2015 14:00	CG
Tetrachloroethene	BRL	2.8		ug/Kg-dry	208832	1	06/15/2015 14:00	CG
Toluene	BRL	2.8		ug/Kg-dry	208832	1	06/15/2015 14:00	CG
trans-1,2-Dichloroethene	BRL	2.8		ug/Kg-dry	208832	1	06/15/2015 14:00	CG
trans-1,3-Dichloropropene	BRL	2.8		ug/Kg-dry	208832	1	06/15/2015 14:00	CG
Trichloroethene	BRL	2.8		ug/Kg-dry	208832	1	06/15/2015 14:00	CG

Qualifiers:

- * Value exceeds maximum contaminant level
- BRL Below reporting limit
- H Holding times for preparation or analysis exceeded
- N Analyte not NELAC certified
- B Analyte detected in the associated method blank
- > Greater than Result value
- E Estimated (value above quantitation range)
- S Spike Recovery outside limits due to matrix
- Narr See case narrative
- NC Not confirmed
- < Less than Result value
- J Estimated value detected below Reporting Limit

Analytical Environmental Services, Inc **Date:** 19-Jun-15

Client:	Environmental Planning Specialists, Inc.	**Client Sample ID:**	15160-SB-3-2
Project Name:	PPC	**Collection Date:**	6/9/2015 8:47:00 AM
Lab ID:	1506C34-015	**Matrix:**	Soil

Analyses	Result	Reporting Limit	Qual	Units	BatchID	Dilution Factor	Date Analyzed	Analyst
TCL VOLATILE ORGANICS SW8260B				**(SW5035)**				
Trichlorofluoromethane	BRL	2.8		ug/Kg-dry	208832	1	06/15/2015 14:00	CG
Vinyl chloride	BRL	5.7		ug/Kg-dry	208832	1	06/15/2015 14:00	CG
Surr: 4-Bromofluorobenzene	98	70-128		%REC	208832	1	06/15/2015 14:00	CG
Surr: Dibromofluoromethane	109	78.2-128		%REC	208832	1	06/15/2015 14:00	CG
Surr: Toluene-d8	98	76.5-116		%REC	208832	1	06/15/2015 14:00	CG
METALS, TOTAL SW6010C				**(SW3050B)**				
Arsenic	BRL	5.63		mg/Kg-dry	208707	1	06/13/2015 02:32	TA
Barium	47.3	5.63		mg/Kg-dry	208707	1	06/13/2015 02:32	TA
Cadmium	BRL	2.82		mg/Kg-dry	208707	1	06/13/2015 02:32	TA
Chromium	8.66	2.82		mg/Kg-dry	208707	1	06/13/2015 02:32	TA
Lead	10.0	5.63		mg/Kg-dry	208707	1	06/13/2015 02:32	TA
Nickel	BRL	5.63		mg/Kg-dry	208707	1	06/13/2015 02:32	TA
Phosphorus	35.3	28.2		mg/Kg-dry	208707	1	06/15/2015 16:56	IO
Selenium	BRL	5.63		mg/Kg-dry	208707	1	06/13/2015 02:32	TA
Silver	BRL	2.82		mg/Kg-dry	208707	1	06/13/2015 02:32	TA
Zinc	BRL	5.63		mg/Kg-dry	208707	1	06/13/2015 02:32	TA
PERCENT MOISTURE D2216								
Percent Moisture	17.2	0		wt%	R293980	1	06/16/2015 10:00	PF

Qualifiers:

*	Value exceeds maximum contaminant level	E	Estimated (value above quantitation range)
BRL	Below reporting limit	S	Spike Recovery outside limits due to matrix
H	Holding times for preparation or analysis exceeded	Narr	See case narrative
N	Analyte not NELAC certified	NC	Not confirmed
B	Analyte detected in the associated method blank	<	Less than Result value
>	Greater than Result value	J	Estimated value detected below Reporting Limit

Analytical Environmental Services, Inc **Date:** 19-Jun-15

Client:	Environmental Planning Specialists, Inc.	**Client Sample ID:**	15160-SB-4-2
Project Name:	PPC	**Collection Date:**	6/9/2015 8:59:00 AM
Lab ID:	1506C34-016	**Matrix:**	Soil

Analyses	Result	Reporting Limit	Qual	Units	BatchID	Dilution Factor	Date Analyzed	Analyst
TOTAL MERCURY SW7471B				**(SW7471B)**				
Mercury	BRL	0.128		mg/Kg-dry	208773	1	06/15/2015 16:24	TA
TCL-SEMIVOLATILE ORGANICS SW8270D				**(SW3550C)**				
1,1´-Biphenyl	BRL	430		ug/Kg-dry	208413	1	06/12/2015 18:15	YH
2,4,5-Trichlorophenol	BRL	2200		ug/Kg-dry	208413	1	06/12/2015 18:15	YH
2,4,6-Trichlorophenol	BRL	430		ug/Kg-dry	208413	1	06/12/2015 18:15	YH
2,4-Dichlorophenol	BRL	430		ug/Kg-dry	208413	1	06/12/2015 18:15	YH
2,4-Dimethylphenol	BRL	430		ug/Kg-dry	208413	1	06/12/2015 18:15	YH
2,4-Dinitrophenol	BRL	2200		ug/Kg-dry	208413	1	06/12/2015 18:15	YH
2,4-Dinitrotoluene	BRL	430		ug/Kg-dry	208413	1	06/12/2015 18:15	YH
2,6-Dinitrotoluene	BRL	430		ug/Kg-dry	208413	1	06/12/2015 18:15	YH
2-Chloronaphthalene	BRL	430		ug/Kg-dry	208413	1	06/12/2015 18:15	YH
2-Chlorophenol	BRL	430		ug/Kg-dry	208413	1	06/12/2015 18:15	YH
2-Methylnaphthalene	BRL	430		ug/Kg-dry	208413	1	06/12/2015 18:15	YH
2-Methylphenol	BRL	430		ug/Kg-dry	208413	1	06/12/2015 18:15	YH
2-Nitroaniline	BRL	2200		ug/Kg-dry	208413	1	06/12/2015 18:15	YH
2-Nitrophenol	BRL	430		ug/Kg-dry	208413	1	06/12/2015 18:15	YH
3,3´-Dichlorobenzidine	BRL	880		ug/Kg-dry	208413	1	06/12/2015 18:15	YH
3-Nitroaniline	BRL	2200		ug/Kg-dry	208413	1	06/12/2015 18:15	YH
4,6-Dinitro-2-methylphenol	BRL	2200		ug/Kg-dry	208413	1	06/12/2015 18:15	YH
4-Bromophenyl phenyl ether	BRL	430		ug/Kg-dry	208413	1	06/12/2015 18:15	YH
4-Chloro-3-methylphenol	BRL	430		ug/Kg-dry	208413	1	06/12/2015 18:15	YH
4-Chloroaniline	BRL	430		ug/Kg-dry	208413	1	06/12/2015 18:15	YH
4-Chlorophenyl phenyl ether	BRL	430		ug/Kg-dry	208413	1	06/12/2015 18:15	YH
4-Methylphenol	BRL	430		ug/Kg-dry	208413	1	06/12/2015 18:15	YH
4-Nitroaniline	BRL	2200		ug/Kg-dry	208413	1	06/12/2015 18:15	YH
4-Nitrophenol	BRL	2200		ug/Kg-dry	208413	1	06/12/2015 18:15	YH
Acenaphthene	BRL	430		ug/Kg-dry	208413	1	06/12/2015 18:15	YH
Acenaphthylene	BRL	430		ug/Kg-dry	208413	1	06/12/2015 18:15	YH
Acetophenone	BRL	430		ug/Kg-dry	208413	1	06/12/2015 18:15	YH
Anthracene	BRL	430		ug/Kg-dry	208413	1	06/12/2015 18:15	YH
Atrazine	BRL	430		ug/Kg-dry	208413	1	06/12/2015 18:15	YH
Benz(a)anthracene	BRL	430		ug/Kg-dry	208413	1	06/12/2015 18:15	YH
Benzaldehyde	BRL	430		ug/Kg-dry	208413	1	06/12/2015 18:15	YH
Benzo(a)pyrene	BRL	430		ug/Kg-dry	208413	1	06/12/2015 18:15	YH
Benzo(b)fluoranthene	BRL	430		ug/Kg-dry	208413	1	06/12/2015 18:15	YH
Benzo(g,h,i)perylene	BRL	430		ug/Kg-dry	208413	1	06/12/2015 18:15	YH
Benzo(k)fluoranthene	BRL	430		ug/Kg-dry	208413	1	06/12/2015 18:15	YH
Bis(2-chloroethoxy)methane	BRL	430		ug/Kg-dry	208413	1	06/12/2015 18:15	YH
Bis(2-chloroethyl)ether	BRL	430		ug/Kg-dry	208413	1	06/12/2015 18:15	YH
Bis(2-chloroisopropyl)ether	BRL	430		ug/Kg-dry	208413	1	06/12/2015 18:15	YH

Qualifiers:

- * Value exceeds maximum contaminant level
- BRL Below reporting limit
- H Holding times for preparation or analysis exceeded
- N Analyte not NELAC certified
- B Analyte detected in the associated method blank
- > Greater than Result value
- E Estimated (value above quantitation range)
- S Spike Recovery outside limits due to matrix
- Narr See case narrative
- NC Not confirmed
- < Less than Result value
- J Estimated value detected below Reporting Limit

Analytical Environmental Services, Inc **Date:** 19-Jun-15

Client:	Environmental Planning Specialists, Inc.	**Client Sample ID:**	15160-SB-4-2
Project Name:	PPC	**Collection Date:**	6/9/2015 8:59:00 AM
Lab ID:	1506C34-016	**Matrix:**	Soil

Analyses	Result	Reporting Limit	Qual	Units	BatchID	Dilution Factor	Date Analyzed	Analyst
TCL-SEMIVOLATILE ORGANICS SW8270D				**(SW3550C)**				
Bis(2-ethylhexyl)phthalate	BRL	430		ug/Kg-dry	208413	1	06/12/2015 18:15	YH
Butyl benzyl phthalate	BRL	430		ug/Kg-dry	208413	1	06/12/2015 18:15	YH
Caprolactam	BRL	430		ug/Kg-dry	208413	1	06/12/2015 18:15	YH
Carbazole	BRL	430		ug/Kg-dry	208413	1	06/12/2015 18:15	YH
Chrysene	BRL	430		ug/Kg-dry	208413	1	06/12/2015 18:15	YH
Di-n-butyl phthalate	BRL	430		ug/Kg-dry	208413	1	06/12/2015 18:15	YH
Di-n-octyl phthalate	BRL	430		ug/Kg-dry	208413	1	06/12/2015 18:15	YH
Dibenz(a,h)anthracene	BRL	430		ug/Kg-dry	208413	1	06/12/2015 18:15	YH
Dibenzofuran	BRL	430		ug/Kg-dry	208413	1	06/12/2015 18:15	YH
Diethyl phthalate	BRL	430		ug/Kg-dry	208413	1	06/12/2015 18:15	YH
Dimethyl phthalate	BRL	430		ug/Kg-dry	208413	1	06/12/2015 18:15	YH
Fluoranthene	BRL	430		ug/Kg-dry	208413	1	06/12/2015 18:15	YH
Fluorene	BRL	430		ug/Kg-dry	208413	1	06/12/2015 18:15	YH
Hexachlorobenzene	BRL	430		ug/Kg-dry	208413	1	06/12/2015 18:15	YH
Hexachlorobutadiene	BRL	430		ug/Kg-dry	208413	1	06/12/2015 18:15	YH
Hexachlorocyclopentadiene	BRL	860		ug/Kg-dry	208413	1	06/12/2015 18:15	YH
Hexachloroethane	BRL	430		ug/Kg-dry	208413	1	06/12/2015 18:15	YH
Indeno(1,2,3-cd)pyrene	BRL	430		ug/Kg-dry	208413	1	06/12/2015 18:15	YH
Isophorone	BRL	430		ug/Kg-dry	208413	1	06/12/2015 18:15	YH
N-Nitrosodi-n-propylamine	BRL	430		ug/Kg-dry	208413	1	06/12/2015 18:15	YH
N-Nitrosodiphenylamine	BRL	430		ug/Kg-dry	208413	1	06/12/2015 18:15	YH
Naphthalene	BRL	430		ug/Kg-dry	208413	1	06/12/2015 18:15	YH
Nitrobenzene	BRL	430		ug/Kg-dry	208413	1	06/12/2015 18:15	YH
Pentachlorophenol	BRL	2200		ug/Kg-dry	208413	1	06/12/2015 18:15	YH
Phenanthrene	BRL	430		ug/Kg-dry	208413	1	06/12/2015 18:15	YH
Phenol	BRL	430		ug/Kg-dry	208413	1	06/12/2015 18:15	YH
Pyrene	BRL	430		ug/Kg-dry	208413	1	06/12/2015 18:15	YH
Surr: 2,4,6-Tribromophenol	86.7	41-128		%REC	208413	1	06/12/2015 18:15	YH
Surr: 2-Fluorobiphenyl	79.2	47-120		%REC	208413	1	06/12/2015 18:15	YH
Surr: 2-Fluorophenol	77	38.3-120		%REC	208413	1	06/12/2015 18:15	YH
Surr: 4-Terphenyl-d14	92.9	51.4-125		%REC	208413	1	06/12/2015 18:15	YH
Surr: Nitrobenzene-d5	76.4	40.1-120		%REC	208413	1	06/12/2015 18:15	YH
Surr: Phenol-d5	81.9	40.3-120		%REC	208413	1	06/12/2015 18:15	YH
TCL VOLATILE ORGANICS SW8260B				**(SW5035)**				
1,1,1-Trichloroethane	BRL	2.8		ug/Kg-dry	208832	1	06/16/2015 15:29	CG
1,1,2,2-Tetrachloroethane	BRL	2.8		ug/Kg-dry	208832	1	06/16/2015 15:29	CG
1,1,2-Trichloroethane	BRL	2.8		ug/Kg-dry	208832	1	06/16/2015 15:29	CG
1,1-Dichloroethane	BRL	2.8		ug/Kg-dry	208832	1	06/16/2015 15:29	CG
1,1-Dichloroethene	BRL	2.8		ug/Kg-dry	208832	1	06/16/2015 15:29	CG
1,2,4-Trichlorobenzene	BRL	2.8		ug/Kg-dry	208832	1	06/16/2015 15:29	CG

Qualifiers:

- * Value exceeds maximum contaminant level
- BRL Below reporting limit
- H Holding times for preparation or analysis exceeded
- N Analyte not NELAC certified
- B Analyte detected in the associated method blank
- > Greater than Result value
- E Estimated (value above quantitation range)
- S Spike Recovery outside limits due to matrix
- Narr See case narrative
- NC Not confirmed
- < Less than Result value
- J Estimated value detected below Reporting Limit

Analytical Environmental Services, Inc **Date:** 19-Jun-15

Client:	Environmental Planning Specialists, Inc.	**Client Sample ID:**	15160-SB-4-2
Project Name:	PPC	**Collection Date:**	6/9/2015 8:59:00 AM
Lab ID:	1506C34-016	**Matrix:**	Soil

Analyses	Result	Reporting Limit	Qual	Units	BatchID	Dilution Factor	Date Analyzed	Analyst
TCL VOLATILE ORGANICS SW8260B				**(SW5035)**				
1,2-Dibromo-3-chloropropane	BRL	2.8		ug/Kg-dry	208832	1	06/16/2015 15:29	CG
1,2-Dibromoethane	BRL	2.8		ug/Kg-dry	208832	1	06/16/2015 15:29	CG
1,2-Dichlorobenzene	BRL	2.8		ug/Kg-dry	208832	1	06/16/2015 15:29	CG
1,2-Dichloroethane	BRL	2.8		ug/Kg-dry	208832	1	06/16/2015 15:29	CG
1,2-Dichloropropane	BRL	2.8		ug/Kg-dry	208832	1	06/16/2015 15:29	CG
1,3-Dichlorobenzene	BRL	2.8		ug/Kg-dry	208832	1	06/16/2015 15:29	CG
1,4-Dichlorobenzene	BRL	2.8		ug/Kg-dry	208832	1	06/16/2015 15:29	CG
2-Butanone	BRL	28		ug/Kg-dry	208832	1	06/16/2015 15:29	CG
2-Hexanone	BRL	5.5		ug/Kg-dry	208832	1	06/16/2015 15:29	CG
4-Methyl-2-pentanone	BRL	5.5		ug/Kg-dry	208832	1	06/16/2015 15:29	CG
Acetone	BRL	55		ug/Kg-dry	208832	1	06/16/2015 15:29	CG
Benzene	BRL	2.8		ug/Kg-dry	208832	1	06/16/2015 15:29	CG
Bromodichloromethane	BRL	2.8		ug/Kg-dry	208832	1	06/16/2015 15:29	CG
Bromoform	BRL	2.8		ug/Kg-dry	208832	1	06/16/2015 15:29	CG
Bromomethane	BRL	2.8		ug/Kg-dry	208832	1	06/16/2015 15:29	CG
Carbon disulfide	BRL	5.5		ug/Kg-dry	208832	1	06/16/2015 15:29	CG
Carbon tetrachloride	BRL	2.8		ug/Kg-dry	208832	1	06/16/2015 15:29	CG
Chlorobenzene	BRL	2.8		ug/Kg-dry	208832	1	06/16/2015 15:29	CG
Chloroethane	BRL	5.5		ug/Kg-dry	208832	1	06/16/2015 15:29	CG
Chloroform	BRL	2.8		ug/Kg-dry	208832	1	06/16/2015 15:29	CG
Chloromethane	BRL	5.5		ug/Kg-dry	208832	1	06/16/2015 15:29	CG
cis-1,2-Dichloroethene	BRL	2.8		ug/Kg-dry	208832	1	06/16/2015 15:29	CG
cis-1,3-Dichloropropene	BRL	2.8		ug/Kg-dry	208832	1	06/16/2015 15:29	CG
Cyclohexane	BRL	2.8		ug/Kg-dry	208832	1	06/16/2015 15:29	CG
Dibromochloromethane	BRL	2.8		ug/Kg-dry	208832	1	06/16/2015 15:29	CG
Dichlorodifluoromethane	BRL	5.5		ug/Kg-dry	208832	1	06/16/2015 15:29	CG
Ethylbenzene	BRL	2.8		ug/Kg-dry	208832	1	06/16/2015 15:29	CG
Freon-113	BRL	5.5		ug/Kg-dry	208832	1	06/16/2015 15:29	CG
Isopropylbenzene	BRL	2.8		ug/Kg-dry	208832	1	06/16/2015 15:29	CG
m,p-Xylene	BRL	2.8		ug/Kg-dry	208832	1	06/16/2015 15:29	CG
Methyl acetate	BRL	2.8		ug/Kg-dry	208832	1	06/16/2015 15:29	CG
Methyl tert-butyl ether	BRL	2.8		ug/Kg-dry	208832	1	06/16/2015 15:29	CG
Methylcyclohexane	BRL	2.8		ug/Kg-dry	208832	1	06/16/2015 15:29	CG
Methylene chloride	BRL	11		ug/Kg-dry	208832	1	06/16/2015 15:29	CG
o-Xylene	BRL	2.8		ug/Kg-dry	208832	1	06/16/2015 15:29	CG
Styrene	BRL	2.8		ug/Kg-dry	208832	1	06/16/2015 15:29	CG
Tetrachloroethene	BRL	2.8		ug/Kg-dry	208832	1	06/16/2015 15:29	CG
Toluene	BRL	2.8		ug/Kg-dry	208832	1	06/16/2015 15:29	CG
trans-1,2-Dichloroethene	BRL	2.8		ug/Kg-dry	208832	1	06/16/2015 15:29	CG
trans-1,3-Dichloropropene	BRL	2.8		ug/Kg-dry	208832	1	06/16/2015 15:29	CG
Trichloroethene	BRL	2.8		ug/Kg-dry	208832	1	06/16/2015 15:29	CG

Qualifiers:

- * Value exceeds maximum contaminant level
- BRL Below reporting limit
- H Holding times for preparation or analysis exceeded
- N Analyte not NELAC certified
- B Analyte detected in the associated method blank
- > Greater than Result value
- E Estimated (value above quantitation range)
- S Spike Recovery outside limits due to matrix
- Narr See case narrative
- NC Not confirmed
- < Less than Result value
- J Estimated value detected below Reporting Limit

Analytical Environmental Services, Inc **Date:** 19-Jun-15

Client:	Environmental Planning Specialists, Inc.	**Client Sample ID:**	15160-SB-4-2
Project Name:	PPC	**Collection Date:**	6/9/2015 8:59:00 AM
Lab ID:	1506C34-016	**Matrix:**	Soil

Analyses	Result	Reporting Limit	Qual	Units	BatchID	Dilution Factor	Date Analyzed	Analyst
TCL VOLATILE ORGANICS SW8260B				**(SW5035)**				
Trichlorofluoromethane	BRL	2.8		ug/Kg-dry	208832	1	06/16/2015 15:29	CG
Vinyl chloride	BRL	5.5		ug/Kg-dry	208832	1	06/16/2015 15:29	CG
Surr: 4-Bromofluorobenzene	85.2	70-128		%REC	208832	1	06/16/2015 15:29	CG
Surr: Dibromofluoromethane	96.8	78.2-128		%REC	208832	1	06/16/2015 15:29	CG
Surr: Toluene-d8	98.6	76.5-116		%REC	208832	1	06/16/2015 15:29	CG
METALS, TOTAL SW6010C				**(SW3050B)**				
Arsenic	BRL	6.33		mg/Kg-dry	208707	1	06/13/2015 02:35	TA
Barium	45.8	6.33		mg/Kg-dry	208707	1	06/13/2015 02:35	TA
Cadmium	BRL	3.16		mg/Kg-dry	208707	1	06/13/2015 02:35	TA
Chromium	16.9	3.16		mg/Kg-dry	208707	1	06/13/2015 02:35	TA
Lead	12.0	6.33		mg/Kg-dry	208707	1	06/13/2015 02:35	TA
Nickel	BRL	6.33		mg/Kg-dry	208707	1	06/13/2015 02:35	TA
Phosphorus	42.6	31.6		mg/Kg-dry	208707	1	06/15/2015 16:59	IO
Selenium	BRL	6.33		mg/Kg-dry	208707	1	06/13/2015 02:35	TA
Silver	BRL	3.16		mg/Kg-dry	208707	1	06/13/2015 02:35	TA
Zinc	BRL	6.33		mg/Kg-dry	208707	1	06/13/2015 02:35	TA
PERCENT MOISTURE D2216								
Percent Moisture	23.6	0		wt%	R293980	1	06/16/2015 10:00	PF

Qualifiers:

*	Value exceeds maximum contaminant level	E	Estimated (value above quantitation range)
BRL	Below reporting limit	S	Spike Recovery outside limits due to matrix
H	Holding times for preparation or analysis exceeded	Narr	See case narrative
N	Analyte not NELAC certified	NC	Not confirmed
B	Analyte detected in the associated method blank	<	Less than Result value
>	Greater than Result value	J	Estimated value detected below Reporting Limit

Analytical Environmental Services, Inc **Date:** 19-Jun-15

Client:	Environmental Planning Specialists, Inc.	**Client Sample ID:**	15159-SB-5-2
Project Name:	PPC	**Collection Date:**	6/8/2015 4:53:00 PM
Lab ID:	1506C34-017	**Matrix:**	Soil

Analyses	Result	Reporting Limit	Qual	Units	BatchID	Dilution Factor	Date Analyzed	Analyst
TOTAL MERCURY SW7471B				**(SW7471B)**				
Mercury	BRL	0.115		mg/Kg-dry	208773	1	06/15/2015 16:26	TA
TCL-SEMIVOLATILE ORGANICS SW8270D				**(SW3550C)**				
1,1´-Biphenyl	BRL	390		ug/Kg-dry	208413	1	06/12/2015 16:31	YH
2,4,5-Trichlorophenol	BRL	2000		ug/Kg-dry	208413	1	06/12/2015 16:31	YH
2,4,6-Trichlorophenol	BRL	390		ug/Kg-dry	208413	1	06/12/2015 16:31	YH
2,4-Dichlorophenol	BRL	390		ug/Kg-dry	208413	1	06/12/2015 16:31	YH
2,4-Dimethylphenol	BRL	390		ug/Kg-dry	208413	1	06/12/2015 16:31	YH
2,4-Dinitrophenol	BRL	2000		ug/Kg-dry	208413	1	06/12/2015 16:31	YH
2,4-Dinitrotoluene	BRL	390		ug/Kg-dry	208413	1	06/12/2015 16:31	YH
2,6-Dinitrotoluene	BRL	390		ug/Kg-dry	208413	1	06/12/2015 16:31	YH
2-Chloronaphthalene	BRL	390		ug/Kg-dry	208413	1	06/12/2015 16:31	YH
2-Chlorophenol	BRL	390		ug/Kg-dry	208413	1	06/12/2015 16:31	YH
2-Methylnaphthalene	BRL	390		ug/Kg-dry	208413	1	06/12/2015 16:31	YH
2-Methylphenol	BRL	390		ug/Kg-dry	208413	1	06/12/2015 16:31	YH
2-Nitroaniline	BRL	2000		ug/Kg-dry	208413	1	06/12/2015 16:31	YH
2-Nitrophenol	BRL	390		ug/Kg-dry	208413	1	06/12/2015 16:31	YH
3,3´-Dichlorobenzidine	BRL	780		ug/Kg-dry	208413	1	06/12/2015 16:31	YH
3-Nitroaniline	BRL	2000		ug/Kg-dry	208413	1	06/12/2015 16:31	YH
4,6-Dinitro-2-methylphenol	BRL	2000		ug/Kg-dry	208413	1	06/12/2015 16:31	YH
4-Bromophenyl phenyl ether	BRL	390		ug/Kg-dry	208413	1	06/12/2015 16:31	YH
4-Chloro-3-methylphenol	BRL	390		ug/Kg-dry	208413	1	06/12/2015 16:31	YH
4-Chloroaniline	BRL	390		ug/Kg-dry	208413	1	06/12/2015 16:31	YH
4-Chlorophenyl phenyl ether	BRL	390		ug/Kg-dry	208413	1	06/12/2015 16:31	YH
4-Methylphenol	BRL	390		ug/Kg-dry	208413	1	06/12/2015 16:31	YH
4-Nitroaniline	BRL	2000		ug/Kg-dry	208413	1	06/12/2015 16:31	YH
4-Nitrophenol	BRL	2000		ug/Kg-dry	208413	1	06/12/2015 16:31	YH
Acenaphthene	BRL	390		ug/Kg-dry	208413	1	06/12/2015 16:31	YH
Acenaphthylene	BRL	390		ug/Kg-dry	208413	1	06/12/2015 16:31	YH
Acetophenone	BRL	390		ug/Kg-dry	208413	1	06/12/2015 16:31	YH
Anthracene	BRL	390		ug/Kg-dry	208413	1	06/12/2015 16:31	YH
Atrazine	BRL	390		ug/Kg-dry	208413	1	06/12/2015 16:31	YH
Benz(a)anthracene	BRL	390		ug/Kg-dry	208413	1	06/12/2015 16:31	YH
Benzaldehyde	BRL	390		ug/Kg-dry	208413	1	06/12/2015 16:31	YH
Benzo(a)pyrene	BRL	390		ug/Kg-dry	208413	1	06/12/2015 16:31	YH
Benzo(b)fluoranthene	BRL	390		ug/Kg-dry	208413	1	06/12/2015 16:31	YH
Benzo(g,h,i)perylene	BRL	390		ug/Kg-dry	208413	1	06/12/2015 16:31	YH
Benzo(k)fluoranthene	BRL	390		ug/Kg-dry	208413	1	06/12/2015 16:31	YH
Bis(2-chloroethoxy)methane	BRL	390		ug/Kg-dry	208413	1	06/12/2015 16:31	YH
Bis(2-chloroethyl)ether	BRL	390		ug/Kg-dry	208413	1	06/12/2015 16:31	YH
Bis(2-chloroisopropyl)ether	BRL	390		ug/Kg-dry	208413	1	06/12/2015 16:31	YH

Qualifiers:

- * Value exceeds maximum contaminant level
- BRL Below reporting limit
- H Holding times for preparation or analysis exceeded
- N Analyte not NELAC certified
- B Analyte detected in the associated method blank
- > Greater than Result value
- E Estimated (value above quantitation range)
- S Spike Recovery outside limits due to matrix
- Narr See case narrative
- NC Not confirmed
- < Less than Result value
- J Estimated value detected below Reporting Limit

Analytical Environmental Services, Inc **Date:** 19-Jun-15

Client:	Environmental Planning Specialists, Inc.	**Client Sample ID:**	15159-SB-5-2
Project Name:	PPC	**Collection Date:**	6/8/2015 4:53:00 PM
Lab ID:	1506C34-017	**Matrix:**	Soil

Analyses	Result	Reporting Limit	Qual	Units	BatchID	Dilution Factor	Date Analyzed	Analyst
TCL-SEMIVOLATILE ORGANICS SW8270D				**(SW3550C)**				
Bis(2-ethylhexyl)phthalate	BRL	390		ug/Kg-dry	208413	1	06/12/2015 16:31	YH
Butyl benzyl phthalate	BRL	390		ug/Kg-dry	208413	1	06/12/2015 16:31	YH
Caprolactam	BRL	390		ug/Kg-dry	208413	1	06/12/2015 16:31	YH
Carbazole	BRL	390		ug/Kg-dry	208413	1	06/12/2015 16:31	YH
Chrysene	BRL	390		ug/Kg-dry	208413	1	06/12/2015 16:31	YH
Di-n-butyl phthalate	BRL	390		ug/Kg-dry	208413	1	06/12/2015 16:31	YH
Di-n-octyl phthalate	BRL	390		ug/Kg-dry	208413	1	06/12/2015 16:31	YH
Dibenz(a,h)anthracene	BRL	390		ug/Kg-dry	208413	1	06/12/2015 16:31	YH
Dibenzofuran	BRL	390		ug/Kg-dry	208413	1	06/12/2015 16:31	YH
Diethyl phthalate	BRL	390		ug/Kg-dry	208413	1	06/12/2015 16:31	YH
Dimethyl phthalate	BRL	390		ug/Kg-dry	208413	1	06/12/2015 16:31	YH
Fluoranthene	BRL	390		ug/Kg-dry	208413	1	06/12/2015 16:31	YH
Fluorene	BRL	390		ug/Kg-dry	208413	1	06/12/2015 16:31	YH
Hexachlorobenzene	BRL	390		ug/Kg-dry	208413	1	06/12/2015 16:31	YH
Hexachlorobutadiene	BRL	390		ug/Kg-dry	208413	1	06/12/2015 16:31	YH
Hexachlorocyclopentadiene	BRL	770		ug/Kg-dry	208413	1	06/12/2015 16:31	YH
Hexachloroethane	BRL	390		ug/Kg-dry	208413	1	06/12/2015 16:31	YH
Indeno(1,2,3-cd)pyrene	BRL	390		ug/Kg-dry	208413	1	06/12/2015 16:31	YH
Isophorone	BRL	390		ug/Kg-dry	208413	1	06/12/2015 16:31	YH
N-Nitrosodi-n-propylamine	BRL	390		ug/Kg-dry	208413	1	06/12/2015 16:31	YH
N-Nitrosodiphenylamine	BRL	390		ug/Kg-dry	208413	1	06/12/2015 16:31	YH
Naphthalene	BRL	390		ug/Kg-dry	208413	1	06/12/2015 16:31	YH
Nitrobenzene	BRL	390		ug/Kg-dry	208413	1	06/12/2015 16:31	YH
Pentachlorophenol	BRL	2000		ug/Kg-dry	208413	1	06/12/2015 16:31	YH
Phenanthrene	BRL	390		ug/Kg-dry	208413	1	06/12/2015 16:31	YH
Phenol	BRL	390		ug/Kg-dry	208413	1	06/12/2015 16:31	YH
Pyrene	BRL	390		ug/Kg-dry	208413	1	06/12/2015 16:31	YH
Surr: 2,4,6-Tribromophenol	82.4	41-128		%REC	208413	1	06/12/2015 16:31	YH
Surr: 2-Fluorobiphenyl	82.1	47-120		%REC	208413	1	06/12/2015 16:31	YH
Surr: 2-Fluorophenol	73.2	38.3-120		%REC	208413	1	06/12/2015 16:31	YH
Surr: 4-Terphenyl-d14	83.9	51.4-125		%REC	208413	1	06/12/2015 16:31	YH
Surr: Nitrobenzene-d5	68.1	40.1-120		%REC	208413	1	06/12/2015 16:31	YH
Surr: Phenol-d5	88.9	40.3-120		%REC	208413	1	06/12/2015 16:31	YH
TCL VOLATILE ORGANICS SW8260B				**(SW5035)**				
1,1,1-Trichloroethane	BRL	2.4		ug/Kg-dry	208832	1	06/15/2015 14:48	CG
1,1,2,2-Tetrachloroethane	BRL	2.4		ug/Kg-dry	208832	1	06/15/2015 14:48	CG
1,1,2-Trichloroethane	BRL	2.4		ug/Kg-dry	208832	1	06/15/2015 14:48	CG
1,1-Dichloroethane	BRL	2.4		ug/Kg-dry	208832	1	06/15/2015 14:48	CG
1,1-Dichloroethene	BRL	2.4		ug/Kg-dry	208832	1	06/15/2015 14:48	CG
1,2,4-Trichlorobenzene	BRL	2.4		ug/Kg-dry	208832	1	06/15/2015 14:48	CG

Qualifiers:

- * Value exceeds maximum contaminant level
- BRL Below reporting limit
- H Holding times for preparation or analysis exceeded
- N Analyte not NELAC certified
- B Analyte detected in the associated method blank
- > Greater than Result value
- E Estimated (value above quantitation range)
- S Spike Recovery outside limits due to matrix
- Narr See case narrative
- NC Not confirmed
- < Less than Result value
- J Estimated value detected below Reporting Limit

Analytical Environmental Services, Inc **Date:** 19-Jun-15

Client:	Environmental Planning Specialists, Inc.	**Client Sample ID:**	15159-SB-5-2
Project Name:	PPC	**Collection Date:**	6/8/2015 4:53:00 PM
Lab ID:	1506C34-017	**Matrix:**	Soil

Analyses	Result	Reporting Limit	Qual	Units	BatchID	Dilution Factor	Date Analyzed	Analyst
TCL VOLATILE ORGANICS SW8260B				**(SW5035)**				
1,2-Dibromo-3-chloropropane	BRL	2.4		ug/Kg-dry	208832	1	06/15/2015 14:48	CG
1,2-Dibromoethane	BRL	2.4		ug/Kg-dry	208832	1	06/15/2015 14:48	CG
1,2-Dichlorobenzene	BRL	2.4		ug/Kg-dry	208832	1	06/15/2015 14:48	CG
1,2-Dichloroethane	BRL	2.4		ug/Kg-dry	208832	1	06/15/2015 14:48	CG
1,2-Dichloropropane	BRL	2.4		ug/Kg-dry	208832	1	06/15/2015 14:48	CG
1,3-Dichlorobenzene	BRL	2.4		ug/Kg-dry	208832	1	06/15/2015 14:48	CG
1,4-Dichlorobenzene	BRL	2.4		ug/Kg-dry	208832	1	06/15/2015 14:48	CG
2-Butanone	BRL	24		ug/Kg-dry	208832	1	06/15/2015 14:48	CG
2-Hexanone	BRL	4.9		ug/Kg-dry	208832	1	06/15/2015 14:48	CG
4-Methyl-2-pentanone	BRL	4.9		ug/Kg-dry	208832	1	06/15/2015 14:48	CG
Acetone	110	49		ug/Kg-dry	208832	1	06/15/2015 14:48	CG
Benzene	BRL	2.4		ug/Kg-dry	208832	1	06/15/2015 14:48	CG
Bromodichloromethane	BRL	2.4		ug/Kg-dry	208832	1	06/15/2015 14:48	CG
Bromoform	BRL	2.4		ug/Kg-dry	208832	1	06/15/2015 14:48	CG
Bromomethane	BRL	2.4		ug/Kg-dry	208832	1	06/15/2015 14:48	CG
Carbon disulfide	BRL	4.9		ug/Kg-dry	208832	1	06/15/2015 14:48	CG
Carbon tetrachloride	BRL	2.4		ug/Kg-dry	208832	1	06/15/2015 14:48	CG
Chlorobenzene	BRL	2.4		ug/Kg-dry	208832	1	06/15/2015 14:48	CG
Chloroethane	BRL	4.9		ug/Kg-dry	208832	1	06/15/2015 14:48	CG
Chloroform	BRL	2.4		ug/Kg-dry	208832	1	06/15/2015 14:48	CG
Chloromethane	BRL	4.9		ug/Kg-dry	208832	1	06/15/2015 14:48	CG
cis-1,2-Dichloroethene	BRL	2.4		ug/Kg-dry	208832	1	06/15/2015 14:48	CG
cis-1,3-Dichloropropene	BRL	2.4		ug/Kg-dry	208832	1	06/15/2015 14:48	CG
Cyclohexane	BRL	2.4		ug/Kg-dry	208832	1	06/15/2015 14:48	CG
Dibromochloromethane	BRL	2.4		ug/Kg-dry	208832	1	06/15/2015 14:48	CG
Dichlorodifluoromethane	BRL	4.9		ug/Kg-dry	208832	1	06/15/2015 14:48	CG
Ethylbenzene	BRL	2.4		ug/Kg-dry	208832	1	06/15/2015 14:48	CG
Freon-113	BRL	4.9		ug/Kg-dry	208832	1	06/15/2015 14:48	CG
Isopropylbenzene	BRL	2.4		ug/Kg-dry	208832	1	06/15/2015 14:48	CG
m,p-Xylene	BRL	2.4		ug/Kg-dry	208832	1	06/15/2015 14:48	CG
Methyl acetate	BRL	2.4		ug/Kg-dry	208832	1	06/15/2015 14:48	CG
Methyl tert-butyl ether	BRL	2.4		ug/Kg-dry	208832	1	06/15/2015 14:48	CG
Methylcyclohexane	BRL	2.4		ug/Kg-dry	208832	1	06/15/2015 14:48	CG
Methylene chloride	BRL	9.8		ug/Kg-dry	208832	1	06/15/2015 14:48	CG
o-Xylene	BRL	2.4		ug/Kg-dry	208832	1	06/15/2015 14:48	CG
Styrene	BRL	2.4		ug/Kg-dry	208832	1	06/15/2015 14:48	CG
Tetrachloroethene	BRL	2.4		ug/Kg-dry	208832	1	06/15/2015 14:48	CG
Toluene	BRL	2.4		ug/Kg-dry	208832	1	06/15/2015 14:48	CG
trans-1,2-Dichloroethene	BRL	2.4		ug/Kg-dry	208832	1	06/15/2015 14:48	CG
trans-1,3-Dichloropropene	BRL	2.4		ug/Kg-dry	208832	1	06/15/2015 14:48	CG
Trichloroethene	BRL	2.4		ug/Kg-dry	208832	1	06/15/2015 14:48	CG

Qualifiers:

- * Value exceeds maximum contaminant level
- BRL Below reporting limit
- H Holding times for preparation or analysis exceeded
- N Analyte not NELAC certified
- B Analyte detected in the associated method blank
- > Greater than Result value
- E Estimated (value above quantitation range)
- S Spike Recovery outside limits due to matrix
- Narr See case narrative
- NC Not confirmed
- < Less than Result value
- J Estimated value detected below Reporting Limit

Analytical Environmental Services, Inc **Date:** 19-Jun-15

Client:	Environmental Planning Specialists, Inc.	**Client Sample ID:**	15159-SB-5-2
Project Name:	PPC	**Collection Date:**	6/8/2015 4:53:00 PM
Lab ID:	1506C34-017	**Matrix:**	Soil

Analyses	Result	Reporting Limit	Qual	Units	BatchID	Dilution Factor	Date Analyzed	Analyst
TCL VOLATILE ORGANICS SW8260B				**(SW5035)**				
Trichlorofluoromethane	BRL	2.4		ug/Kg-dry	208832	1	06/15/2015 14:48	CG
Vinyl chloride	BRL	4.9		ug/Kg-dry	208832	1	06/15/2015 14:48	CG
Surr: 4-Bromofluorobenzene	87.6	70-128		%REC	208832	1	06/15/2015 14:48	CG
Surr: Dibromofluoromethane	111	78.2-128		%REC	208832	1	06/15/2015 14:48	CG
Surr: Toluene-d8	99.8	76.5-116		%REC	208832	1	06/15/2015 14:48	CG
METALS, TOTAL SW6010C				**(SW3050B)**				
Arsenic	BRL	5.81		mg/Kg-dry	208707	1	06/13/2015 02:38	TA
Barium	53.9	5.81		mg/Kg-dry	208707	1	06/13/2015 02:38	TA
Cadmium	BRL	2.91		mg/Kg-dry	208707	1	06/13/2015 02:38	TA
Chromium	10.8	2.91		mg/Kg-dry	208707	1	06/13/2015 02:38	TA
Lead	12.9	5.81		mg/Kg-dry	208707	1	06/13/2015 02:38	TA
Nickel	BRL	5.81		mg/Kg-dry	208707	1	06/13/2015 02:38	TA
Phosphorus	150	29.1		mg/Kg-dry	208707	1	06/15/2015 17:02	IO
Selenium	BRL	5.81		mg/Kg-dry	208707	1	06/13/2015 02:38	TA
Silver	BRL	2.91		mg/Kg-dry	208707	1	06/13/2015 02:38	TA
Zinc	21.2	5.81		mg/Kg-dry	208707	1	06/13/2015 02:38	TA
PERCENT MOISTURE D2216								
Percent Moisture	14.5	0		wt%	R293980	1	06/16/2015 10:00	PF

Qualifiers:

*	Value exceeds maximum contaminant level	E	Estimated (value above quantitation range)
BRL	Below reporting limit	S	Spike Recovery outside limits due to matrix
H	Holding times for preparation or analysis exceeded	Narr	See case narrative
N	Analyte not NELAC certified	NC	Not confirmed
B	Analyte detected in the associated method blank	<	Less than Result value
>	Greater than Result value	J	Estimated value detected below Reporting Limit

Analytical Environmental Services, Inc **Date:** 19-Jun-15

Client:	Environmental Planning Specialists, Inc.	**Client Sample ID:**	15159-SB-6-2
Project Name:	PPC	**Collection Date:**	6/8/2015 4:11:00 PM
Lab ID:	1506C34-018	**Matrix:**	Soil

Analyses	Result	Reporting Limit	Qual	Units	BatchID	Dilution Factor	Date Analyzed	Analyst
TOTAL MERCURY SW7471B				**(SW7471B)**				
Mercury	BRL	0.110		mg/Kg-dry	208773	1	06/15/2015 16:33	TA
TCL-SEMIVOLATILE ORGANICS SW8270D				**(SW3550C)**				
1,1´-Biphenyl	BRL	390		ug/Kg-dry	208413	1	06/12/2015 16:57	YH
2,4,5-Trichlorophenol	BRL	2000		ug/Kg-dry	208413	1	06/12/2015 16:57	YH
2,4,6-Trichlorophenol	BRL	390		ug/Kg-dry	208413	1	06/12/2015 16:57	YH
2,4-Dichlorophenol	BRL	390		ug/Kg-dry	208413	1	06/12/2015 16:57	YH
2,4-Dimethylphenol	BRL	390		ug/Kg-dry	208413	1	06/12/2015 16:57	YH
2,4-Dinitrophenol	BRL	2000		ug/Kg-dry	208413	1	06/12/2015 16:57	YH
2,4-Dinitrotoluene	BRL	390		ug/Kg-dry	208413	1	06/12/2015 16:57	YH
2,6-Dinitrotoluene	BRL	390		ug/Kg-dry	208413	1	06/12/2015 16:57	YH
2-Chloronaphthalene	BRL	390		ug/Kg-dry	208413	1	06/12/2015 16:57	YH
2-Chlorophenol	BRL	390		ug/Kg-dry	208413	1	06/12/2015 16:57	YH
2-Methylnaphthalene	BRL	390		ug/Kg-dry	208413	1	06/12/2015 16:57	YH
2-Methylphenol	BRL	390		ug/Kg-dry	208413	1	06/12/2015 16:57	YH
2-Nitroaniline	BRL	2000		ug/Kg-dry	208413	1	06/12/2015 16:57	YH
2-Nitrophenol	BRL	390		ug/Kg-dry	208413	1	06/12/2015 16:57	YH
3,3´-Dichlorobenzidine	BRL	800		ug/Kg-dry	208413	1	06/12/2015 16:57	YH
3-Nitroaniline	BRL	2000		ug/Kg-dry	208413	1	06/12/2015 16:57	YH
4,6-Dinitro-2-methylphenol	BRL	2000		ug/Kg-dry	208413	1	06/12/2015 16:57	YH
4-Bromophenyl phenyl ether	BRL	390		ug/Kg-dry	208413	1	06/12/2015 16:57	YH
4-Chloro-3-methylphenol	BRL	390		ug/Kg-dry	208413	1	06/12/2015 16:57	YH
4-Chloroaniline	BRL	390		ug/Kg-dry	208413	1	06/12/2015 16:57	YH
4-Chlorophenyl phenyl ether	BRL	390		ug/Kg-dry	208413	1	06/12/2015 16:57	YH
4-Methylphenol	BRL	390		ug/Kg-dry	208413	1	06/12/2015 16:57	YH
4-Nitroaniline	BRL	2000		ug/Kg-dry	208413	1	06/12/2015 16:57	YH
4-Nitrophenol	BRL	2000		ug/Kg-dry	208413	1	06/12/2015 16:57	YH
Acenaphthene	BRL	390		ug/Kg-dry	208413	1	06/12/2015 16:57	YH
Acenaphthylene	BRL	390		ug/Kg-dry	208413	1	06/12/2015 16:57	YH
Acetophenone	BRL	390		ug/Kg-dry	208413	1	06/12/2015 16:57	YH
Anthracene	BRL	390		ug/Kg-dry	208413	1	06/12/2015 16:57	YH
Atrazine	BRL	390		ug/Kg-dry	208413	1	06/12/2015 16:57	YH
Benz(a)anthracene	BRL	390		ug/Kg-dry	208413	1	06/12/2015 16:57	YH
Benzaldehyde	BRL	390		ug/Kg-dry	208413	1	06/12/2015 16:57	YH
Benzo(a)pyrene	BRL	390		ug/Kg-dry	208413	1	06/12/2015 16:57	YH
Benzo(b)fluoranthene	BRL	390		ug/Kg-dry	208413	1	06/12/2015 16:57	YH
Benzo(g,h,i)perylene	BRL	390		ug/Kg-dry	208413	1	06/12/2015 16:57	YH
Benzo(k)fluoranthene	BRL	390		ug/Kg-dry	208413	1	06/12/2015 16:57	YH
Bis(2-chloroethoxy)methane	BRL	390		ug/Kg-dry	208413	1	06/12/2015 16:57	YH
Bis(2-chloroethyl)ether	BRL	390		ug/Kg-dry	208413	1	06/12/2015 16:57	YH
Bis(2-chloroisopropyl)ether	BRL	390		ug/Kg-dry	208413	1	06/12/2015 16:57	YH

Qualifiers:

- * Value exceeds maximum contaminant level
- BRL Below reporting limit
- H Holding times for preparation or analysis exceeded
- N Analyte not NELAC certified
- B Analyte detected in the associated method blank
- > Greater than Result value
- E Estimated (value above quantitation range)
- S Spike Recovery outside limits due to matrix
- Narr See case narrative
- NC Not confirmed
- < Less than Result value
- J Estimated value detected below Reporting Limit

Analytical Environmental Services, Inc **Date:** 19-Jun-15

Client:	Environmental Planning Specialists, Inc.	**Client Sample ID:**	15159-SB-6-2
Project Name:	PPC	**Collection Date:**	6/8/2015 4:11:00 PM
Lab ID:	1506C34-018	**Matrix:**	Soil

Analyses	Result	Reporting Limit	Qual	Units	BatchID	Dilution Factor	Date Analyzed	Analyst
TCL-SEMIVOLATILE ORGANICS SW8270D				**(SW3550C)**				
Bis(2-ethylhexyl)phthalate	BRL	390		ug/Kg-dry	208413	1	06/12/2015 16:57	YH
Butyl benzyl phthalate	BRL	390		ug/Kg-dry	208413	1	06/12/2015 16:57	YH
Caprolactam	BRL	390		ug/Kg-dry	208413	1	06/12/2015 16:57	YH
Carbazole	BRL	390		ug/Kg-dry	208413	1	06/12/2015 16:57	YH
Chrysene	BRL	390		ug/Kg-dry	208413	1	06/12/2015 16:57	YH
Di-n-butyl phthalate	BRL	390		ug/Kg-dry	208413	1	06/12/2015 16:57	YH
Di-n-octyl phthalate	BRL	390		ug/Kg-dry	208413	1	06/12/2015 16:57	YH
Dibenz(a,h)anthracene	BRL	390		ug/Kg-dry	208413	1	06/12/2015 16:57	YH
Dibenzofuran	BRL	390		ug/Kg-dry	208413	1	06/12/2015 16:57	YH
Diethyl phthalate	BRL	390		ug/Kg-dry	208413	1	06/12/2015 16:57	YH
Dimethyl phthalate	BRL	390		ug/Kg-dry	208413	1	06/12/2015 16:57	YH
Fluoranthene	BRL	390		ug/Kg-dry	208413	1	06/12/2015 16:57	YH
Fluorene	BRL	390		ug/Kg-dry	208413	1	06/12/2015 16:57	YH
Hexachlorobenzene	BRL	390		ug/Kg-dry	208413	1	06/12/2015 16:57	YH
Hexachlorobutadiene	BRL	390		ug/Kg-dry	208413	1	06/12/2015 16:57	YH
Hexachlorocyclopentadiene	BRL	790		ug/Kg-dry	208413	1	06/12/2015 16:57	YH
Hexachloroethane	BRL	390		ug/Kg-dry	208413	1	06/12/2015 16:57	YH
Indeno(1,2,3-cd)pyrene	BRL	390		ug/Kg-dry	208413	1	06/12/2015 16:57	YH
Isophorone	BRL	390		ug/Kg-dry	208413	1	06/12/2015 16:57	YH
N-Nitrosodi-n-propylamine	BRL	390		ug/Kg-dry	208413	1	06/12/2015 16:57	YH
N-Nitrosodiphenylamine	BRL	390		ug/Kg-dry	208413	1	06/12/2015 16:57	YH
Naphthalene	BRL	390		ug/Kg-dry	208413	1	06/12/2015 16:57	YH
Nitrobenzene	BRL	390		ug/Kg-dry	208413	1	06/12/2015 16:57	YH
Pentachlorophenol	BRL	2000		ug/Kg-dry	208413	1	06/12/2015 16:57	YH
Phenanthrene	BRL	390		ug/Kg-dry	208413	1	06/12/2015 16:57	YH
Phenol	BRL	390		ug/Kg-dry	208413	1	06/12/2015 16:57	YH
Pyrene	BRL	390		ug/Kg-dry	208413	1	06/12/2015 16:57	YH
Surr: 2,4,6-Tribromophenol	80.8	41-128		%REC	208413	1	06/12/2015 16:57	YH
Surr: 2-Fluorobiphenyl	80.6	47-120		%REC	208413	1	06/12/2015 16:57	YH
Surr: 2-Fluorophenol	79.6	38.3-120		%REC	208413	1	06/12/2015 16:57	YH
Surr: 4-Terphenyl-d14	85.4	51.4-125		%REC	208413	1	06/12/2015 16:57	YH
Surr: Nitrobenzene-d5	69.3	40.1-120		%REC	208413	1	06/12/2015 16:57	YH
Surr: Phenol-d5	89.2	40.3-120		%REC	208413	1	06/12/2015 16:57	YH
TCL VOLATILE ORGANICS SW8260B				**(SW5035)**				
1,1,1-Trichloroethane	BRL	2.6		ug/Kg-dry	208832	1	06/16/2015 15:04	CG
1,1,2,2-Tetrachloroethane	BRL	2.6		ug/Kg-dry	208832	1	06/16/2015 15:04	CG
1,1,2-Trichloroethane	BRL	2.6		ug/Kg-dry	208832	1	06/16/2015 15:04	CG
1,1-Dichloroethane	BRL	2.6		ug/Kg-dry	208832	1	06/16/2015 15:04	CG
1,1-Dichloroethene	BRL	2.6		ug/Kg-dry	208832	1	06/16/2015 15:04	CG
1,2,4-Trichlorobenzene	BRL	2.6		ug/Kg-dry	208832	1	06/16/2015 15:04	CG

Qualifiers:

- * Value exceeds maximum contaminant level
- BRL Below reporting limit
- H Holding times for preparation or analysis exceeded
- N Analyte not NELAC certified
- B Analyte detected in the associated method blank
- > Greater than Result value
- E Estimated (value above quantitation range)
- S Spike Recovery outside limits due to matrix
- Narr See case narrative
- NC Not confirmed
- < Less than Result value
- J Estimated value detected below Reporting Limit

Analytical Environmental Services, Inc

Date: 19-Jun-15

Client:	Environmental Planning Specialists, Inc.	**Client Sample ID:**	15159-SB-6-2
Project Name:	PPC	**Collection Date:**	6/8/2015 4:11:00 PM
Lab ID:	1506C34-018	**Matrix:**	Soil

Analyses	Result	Reporting Limit	Qual	Units	BatchID	Dilution Factor	Date Analyzed	Analyst
TCL VOLATILE ORGANICS SW8260B				**(SW5035)**				
1,2-Dibromo-3-chloropropane	BRL	2.6		ug/Kg-dry	208832	1	06/16/2015 15:04	CG
1,2-Dibromoethane	BRL	2.6		ug/Kg-dry	208832	1	06/16/2015 15:04	CG
1,2-Dichlorobenzene	BRL	2.6		ug/Kg-dry	208832	1	06/16/2015 15:04	CG
1,2-Dichloroethane	BRL	2.6		ug/Kg-dry	208832	1	06/16/2015 15:04	CG
1,2-Dichloropropane	BRL	2.6		ug/Kg-dry	208832	1	06/16/2015 15:04	CG
1,3-Dichlorobenzene	BRL	2.6		ug/Kg-dry	208832	1	06/16/2015 15:04	CG
1,4-Dichlorobenzene	BRL	2.6		ug/Kg-dry	208832	1	06/16/2015 15:04	CG
2-Butanone	BRL	26		ug/Kg-dry	208832	1	06/16/2015 15:04	CG
2-Hexanone	BRL	5.2		ug/Kg-dry	208832	1	06/16/2015 15:04	CG
4-Methyl-2-pentanone	BRL	5.2		ug/Kg-dry	208832	1	06/16/2015 15:04	CG
Acetone	BRL	52		ug/Kg-dry	208832	1	06/16/2015 15:04	CG
Benzene	BRL	2.6		ug/Kg-dry	208832	1	06/16/2015 15:04	CG
Bromodichloromethane	BRL	2.6		ug/Kg-dry	208832	1	06/16/2015 15:04	CG
Bromoform	BRL	2.6		ug/Kg-dry	208832	1	06/16/2015 15:04	CG
Bromomethane	BRL	2.6		ug/Kg-dry	208832	1	06/16/2015 15:04	CG
Carbon disulfide	BRL	5.2		ug/Kg-dry	208832	1	06/16/2015 15:04	CG
Carbon tetrachloride	BRL	2.6		ug/Kg-dry	208832	1	06/16/2015 15:04	CG
Chlorobenzene	BRL	2.6		ug/Kg-dry	208832	1	06/16/2015 15:04	CG
Chloroethane	BRL	5.2		ug/Kg-dry	208832	1	06/16/2015 15:04	CG
Chloroform	BRL	2.6		ug/Kg-dry	208832	1	06/16/2015 15:04	CG
Chloromethane	BRL	5.2		ug/Kg-dry	208832	1	06/16/2015 15:04	CG
cis-1,2-Dichloroethene	BRL	2.6		ug/Kg-dry	208832	1	06/16/2015 15:04	CG
cis-1,3-Dichloropropene	BRL	2.6		ug/Kg-dry	208832	1	06/16/2015 15:04	CG
Cyclohexane	BRL	2.6		ug/Kg-dry	208832	1	06/16/2015 15:04	CG
Dibromochloromethane	BRL	2.6		ug/Kg-dry	208832	1	06/16/2015 15:04	CG
Dichlorodifluoromethane	BRL	5.2		ug/Kg-dry	208832	1	06/16/2015 15:04	CG
Ethylbenzene	BRL	2.6		ug/Kg-dry	208832	1	06/16/2015 15:04	CG
Freon-113	BRL	5.2		ug/Kg-dry	208832	1	06/16/2015 15:04	CG
Isopropylbenzene	BRL	2.6		ug/Kg-dry	208832	1	06/16/2015 15:04	CG
m,p-Xylene	BRL	2.6		ug/Kg-dry	208832	1	06/16/2015 15:04	CG
Methyl acetate	BRL	2.6		ug/Kg-dry	208832	1	06/16/2015 15:04	CG
Methyl tert-butyl ether	BRL	2.6		ug/Kg-dry	208832	1	06/16/2015 15:04	CG
Methylcyclohexane	BRL	2.6		ug/Kg-dry	208832	1	06/16/2015 15:04	CG
Methylene chloride	BRL	10		ug/Kg-dry	208832	1	06/16/2015 15:04	CG
o-Xylene	BRL	2.6		ug/Kg-dry	208832	1	06/16/2015 15:04	CG
Styrene	BRL	2.6		ug/Kg-dry	208832	1	06/16/2015 15:04	CG
Tetrachloroethene	BRL	2.6		ug/Kg-dry	208832	1	06/16/2015 15:04	CG
Toluene	BRL	2.6		ug/Kg-dry	208832	1	06/16/2015 15:04	CG
trans-1,2-Dichloroethene	BRL	2.6		ug/Kg-dry	208832	1	06/16/2015 15:04	CG
trans-1,3-Dichloropropene	BRL	2.6		ug/Kg-dry	208832	1	06/16/2015 15:04	CG
Trichloroethene	BRL	2.6		ug/Kg-dry	208832	1	06/16/2015 15:04	CG

Qualifiers:

- * Value exceeds maximum contaminant level
- BRL Below reporting limit
- H Holding times for preparation or analysis exceeded
- N Analyte not NELAC certified
- B Analyte detected in the associated method blank
- > Greater than Result value
- E Estimated (value above quantitation range)
- S Spike Recovery outside limits due to matrix
- Narr See case narrative
- NC Not confirmed
- < Less than Result value
- J Estimated value detected below Reporting Limit

Analytical Environmental Services, Inc **Date:** 19-Jun-15

Client:	Environmental Planning Specialists, Inc.	**Client Sample ID:**	15159-SB-6-2
Project Name:	PPC	**Collection Date:**	6/8/2015 4:11:00 PM
Lab ID:	1506C34-018	**Matrix:**	Soil

Analyses	Result	Reporting Limit	Qual	Units	BatchID	Dilution Factor	Date Analyzed	Analyst
TCL VOLATILE ORGANICS SW8260B				**(SW5035)**				
Trichlorofluoromethane	BRL	2.6		ug/Kg-dry	208832	1	06/16/2015 15:04	CG
Vinyl chloride	BRL	5.2		ug/Kg-dry	208832	1	06/16/2015 15:04	CG
Surr: 4-Bromofluorobenzene	88.6	70-128		%REC	208832	1	06/16/2015 15:04	CG
Surr: Dibromofluoromethane	101	78.2-128		%REC	208832	1	06/16/2015 15:04	CG
Surr: Toluene-d8	100	76.5-116		%REC	208832	1	06/16/2015 15:04	CG
METALS, TOTAL SW6010C				**(SW3050B)**				
Arsenic	BRL	5.98		mg/Kg-dry	208707	1	06/13/2015 02:41	TA
Barium	70.9	5.98		mg/Kg-dry	208707	1	06/13/2015 02:41	TA
Cadmium	BRL	2.99		mg/Kg-dry	208707	1	06/13/2015 02:41	TA
Chromium	5.31	2.99		mg/Kg-dry	208707	1	06/13/2015 02:41	TA
Lead	8.24	5.98		mg/Kg-dry	208707	1	06/13/2015 02:41	TA
Nickel	BRL	5.98		mg/Kg-dry	208707	1	06/13/2015 02:41	TA
Phosphorus	59.1	29.9		mg/Kg-dry	208707	1	06/15/2015 17:04	IO
Selenium	BRL	5.98		mg/Kg-dry	208707	1	06/13/2015 02:41	TA
Silver	BRL	2.99		mg/Kg-dry	208707	1	06/13/2015 02:41	TA
Zinc	BRL	5.98		mg/Kg-dry	208707	1	06/13/2015 02:41	TA
PERCENT MOISTURE D2216								
Percent Moisture	16.4	0		wt%	R293980	1	06/16/2015 10:00	PF

Qualifiers:

*	Value exceeds maximum contaminant level	E	Estimated (value above quantitation range)
BRL	Below reporting limit	S	Spike Recovery outside limits due to matrix
H	Holding times for preparation or analysis exceeded	Narr	See case narrative
N	Analyte not NELAC certified	NC	Not confirmed
B	Analyte detected in the associated method blank	<	Less than Result value
>	Greater than Result value	J	Estimated value detected below Reporting Limit

Analytical Environmental Services, Inc **Date:** 19-Jun-15

Client:	Environmental Planning Specialists, Inc.	**Client Sample ID:**	15159-SB-7-2
Project Name:	PPC	**Collection Date:**	6/8/2015 3:31:00 PM
Lab ID:	1506C34-019	**Matrix:**	Soil

Analyses	Result	Reporting Limit	Qual	Units	BatchID	Dilution Factor	Date Analyzed	Analyst
TOTAL MERCURY SW7471B				**(SW7471B)**				
Mercury	BRL	0.104		mg/Kg-dry	208773	1	06/15/2015 16:35	TA
TCL-SEMIVOLATILE ORGANICS SW8270D				**(SW3550C)**				
1,1´-Biphenyl	BRL	350		ug/Kg-dry	208413	1	06/12/2015 17:22	YH
2,4,5-Trichlorophenol	BRL	1800		ug/Kg-dry	208413	1	06/12/2015 17:22	YH
2,4,6-Trichlorophenol	BRL	350		ug/Kg-dry	208413	1	06/12/2015 17:22	YH
2,4-Dichlorophenol	BRL	350		ug/Kg-dry	208413	1	06/12/2015 17:22	YH
2,4-Dimethylphenol	BRL	350		ug/Kg-dry	208413	1	06/12/2015 17:22	YH
2,4-Dinitrophenol	BRL	1800		ug/Kg-dry	208413	1	06/12/2015 17:22	YH
2,4-Dinitrotoluene	BRL	350		ug/Kg-dry	208413	1	06/12/2015 17:22	YH
2,6-Dinitrotoluene	BRL	350		ug/Kg-dry	208413	1	06/12/2015 17:22	YH
2-Chloronaphthalene	BRL	350		ug/Kg-dry	208413	1	06/12/2015 17:22	YH
2-Chlorophenol	BRL	350		ug/Kg-dry	208413	1	06/12/2015 17:22	YH
2-Methylnaphthalene	BRL	350		ug/Kg-dry	208413	1	06/12/2015 17:22	YH
2-Methylphenol	BRL	350		ug/Kg-dry	208413	1	06/12/2015 17:22	YH
2-Nitroaniline	BRL	1800		ug/Kg-dry	208413	1	06/12/2015 17:22	YH
2-Nitrophenol	BRL	350		ug/Kg-dry	208413	1	06/12/2015 17:22	YH
3,3´-Dichlorobenzidine	BRL	700		ug/Kg-dry	208413	1	06/12/2015 17:22	YH
3-Nitroaniline	BRL	1800		ug/Kg-dry	208413	1	06/12/2015 17:22	YH
4,6-Dinitro-2-methylphenol	BRL	1800		ug/Kg-dry	208413	1	06/12/2015 17:22	YH
4-Bromophenyl phenyl ether	BRL	350		ug/Kg-dry	208413	1	06/12/2015 17:22	YH
4-Chloro-3-methylphenol	BRL	350		ug/Kg-dry	208413	1	06/12/2015 17:22	YH
4-Chloroaniline	BRL	350		ug/Kg-dry	208413	1	06/12/2015 17:22	YH
4-Chlorophenyl phenyl ether	BRL	350		ug/Kg-dry	208413	1	06/12/2015 17:22	YH
4-Methylphenol	BRL	350		ug/Kg-dry	208413	1	06/12/2015 17:22	YH
4-Nitroaniline	BRL	1800		ug/Kg-dry	208413	1	06/12/2015 17:22	YH
4-Nitrophenol	BRL	1800		ug/Kg-dry	208413	1	06/12/2015 17:22	YH
Acenaphthene	BRL	350		ug/Kg-dry	208413	1	06/12/2015 17:22	YH
Acenaphthylene	BRL	350		ug/Kg-dry	208413	1	06/12/2015 17:22	YH
Acetophenone	BRL	350		ug/Kg-dry	208413	1	06/12/2015 17:22	YH
Anthracene	BRL	350		ug/Kg-dry	208413	1	06/12/2015 17:22	YH
Atrazine	BRL	350		ug/Kg-dry	208413	1	06/12/2015 17:22	YH
Benz(a)anthracene	BRL	350		ug/Kg-dry	208413	1	06/12/2015 17:22	YH
Benzaldehyde	BRL	350		ug/Kg-dry	208413	1	06/12/2015 17:22	YH
Benzo(a)pyrene	BRL	350		ug/Kg-dry	208413	1	06/12/2015 17:22	YH
Benzo(b)fluoranthene	BRL	350		ug/Kg-dry	208413	1	06/12/2015 17:22	YH
Benzo(g,h,i)perylene	BRL	350		ug/Kg-dry	208413	1	06/12/2015 17:22	YH
Benzo(k)fluoranthene	BRL	350		ug/Kg-dry	208413	1	06/12/2015 17:22	YH
Bis(2-chloroethoxy)methane	BRL	350		ug/Kg-dry	208413	1	06/12/2015 17:22	YH
Bis(2-chloroethyl)ether	BRL	350		ug/Kg-dry	208413	1	06/12/2015 17:22	YH
Bis(2-chloroisopropyl)ether	BRL	350		ug/Kg-dry	208413	1	06/12/2015 17:22	YH

Qualifiers:

- * Value exceeds maximum contaminant level
- BRL Below reporting limit
- H Holding times for preparation or analysis exceeded
- N Analyte not NELAC certified
- B Analyte detected in the associated method blank
- > Greater than Result value
- E Estimated (value above quantitation range)
- S Spike Recovery outside limits due to matrix
- Narr See case narrative
- NC Not confirmed
- < Less than Result value
- J Estimated value detected below Reporting Limit

Analytical Environmental Services, Inc **Date:** 19-Jun-15

Client:	Environmental Planning Specialists, Inc.	**Client Sample ID:**	15159-SB-7-2
Project Name:	PPC	**Collection Date:**	6/8/2015 3:31:00 PM
Lab ID:	1506C34-019	**Matrix:**	Soil

Analyses	Result	Reporting Limit	Qual	Units	BatchID	Dilution Factor	Date Analyzed	Analyst
TCL-SEMIVOLATILE ORGANICS SW8270D				**(SW3550C)**				
Bis(2-ethylhexyl)phthalate	BRL	350		ug/Kg-dry	208413	1	06/12/2015 17:22	YH
Butyl benzyl phthalate	BRL	350		ug/Kg-dry	208413	1	06/12/2015 17:22	YH
Caprolactam	BRL	350		ug/Kg-dry	208413	1	06/12/2015 17:22	YH
Carbazole	BRL	350		ug/Kg-dry	208413	1	06/12/2015 17:22	YH
Chrysene	BRL	350		ug/Kg-dry	208413	1	06/12/2015 17:22	YH
Di-n-butyl phthalate	BRL	350		ug/Kg-dry	208413	1	06/12/2015 17:22	YH
Di-n-octyl phthalate	BRL	350		ug/Kg-dry	208413	1	06/12/2015 17:22	YH
Dibenz(a,h)anthracene	BRL	350		ug/Kg-dry	208413	1	06/12/2015 17:22	YH
Dibenzofuran	BRL	350		ug/Kg-dry	208413	1	06/12/2015 17:22	YH
Diethyl phthalate	BRL	350		ug/Kg-dry	208413	1	06/12/2015 17:22	YH
Dimethyl phthalate	BRL	350		ug/Kg-dry	208413	1	06/12/2015 17:22	YH
Fluoranthene	BRL	350		ug/Kg-dry	208413	1	06/12/2015 17:22	YH
Fluorene	BRL	350		ug/Kg-dry	208413	1	06/12/2015 17:22	YH
Hexachlorobenzene	BRL	350		ug/Kg-dry	208413	1	06/12/2015 17:22	YH
Hexachlorobutadiene	BRL	350		ug/Kg-dry	208413	1	06/12/2015 17:22	YH
Hexachlorocyclopentadiene	BRL	690		ug/Kg-dry	208413	1	06/12/2015 17:22	YH
Hexachloroethane	BRL	350		ug/Kg-dry	208413	1	06/12/2015 17:22	YH
Indeno(1,2,3-cd)pyrene	BRL	350		ug/Kg-dry	208413	1	06/12/2015 17:22	YH
Isophorone	BRL	350		ug/Kg-dry	208413	1	06/12/2015 17:22	YH
N-Nitrosodi-n-propylamine	BRL	350		ug/Kg-dry	208413	1	06/12/2015 17:22	YH
N-Nitrosodiphenylamine	BRL	350		ug/Kg-dry	208413	1	06/12/2015 17:22	YH
Naphthalene	BRL	350		ug/Kg-dry	208413	1	06/12/2015 17:22	YH
Nitrobenzene	BRL	350		ug/Kg-dry	208413	1	06/12/2015 17:22	YH
Pentachlorophenol	BRL	1800		ug/Kg-dry	208413	1	06/12/2015 17:22	YH
Phenanthrene	BRL	350		ug/Kg-dry	208413	1	06/12/2015 17:22	YH
Phenol	BRL	350		ug/Kg-dry	208413	1	06/12/2015 17:22	YH
Pyrene	BRL	350		ug/Kg-dry	208413	1	06/12/2015 17:22	YH
Surr: 2,4,6-Tribromophenol	87.9	41-128		%REC	208413	1	06/12/2015 17:22	YH
Surr: 2-Fluorobiphenyl	89.6	47-120		%REC	208413	1	06/12/2015 17:22	YH
Surr: 2-Fluorophenol	78.1	38.3-120		%REC	208413	1	06/12/2015 17:22	YH
Surr: 4-Terphenyl-d14	89.9	51.4-125		%REC	208413	1	06/12/2015 17:22	YH
Surr: Nitrobenzene-d5	77.7	40.1-120		%REC	208413	1	06/12/2015 17:22	YH
Surr: Phenol-d5	97.8	40.3-120		%REC	208413	1	06/12/2015 17:22	YH
TCL VOLATILE ORGANICS SW8260B				**(SW5035)**				
1,1,1-Trichloroethane	BRL	2.2		ug/Kg-dry	208832	1	06/15/2015 15:36	CG
1,1,2,2-Tetrachloroethane	BRL	2.2		ug/Kg-dry	208832	1	06/15/2015 15:36	CG
1,1,2-Trichloroethane	BRL	2.2		ug/Kg-dry	208832	1	06/15/2015 15:36	CG
1,1-Dichloroethane	BRL	2.2		ug/Kg-dry	208832	1	06/15/2015 15:36	CG
1,1-Dichloroethene	BRL	2.2		ug/Kg-dry	208832	1	06/15/2015 15:36	CG
1,2,4-Trichlorobenzene	BRL	2.2		ug/Kg-dry	208832	1	06/15/2015 15:36	CG

Qualifiers:

- * Value exceeds maximum contaminant level
- BRL Below reporting limit
- H Holding times for preparation or analysis exceeded
- N Analyte not NELAC certified
- B Analyte detected in the associated method blank
- > Greater than Result value
- E Estimated (value above quantitation range)
- S Spike Recovery outside limits due to matrix
- Narr See case narrative
- NC Not confirmed
- < Less than Result value
- J Estimated value detected below Reporting Limit

Analytical Environmental Services, Inc

Date: 19-Jun-15

Client:	Environmental Planning Specialists, Inc.	**Client Sample ID:**	15159-SB-7-2
Project Name:	PPC	**Collection Date:**	6/8/2015 3:31:00 PM
Lab ID:	1506C34-019	**Matrix:**	Soil

Analyses	Result	Reporting Limit	Qual	Units	BatchID	Dilution Factor	Date Analyzed	Analyst
TCL VOLATILE ORGANICS SW8260B				**(SW5035)**				
1,2-Dibromo-3-chloropropane	BRL	2.2		ug/Kg-dry	208832	1	06/15/2015 15:36	CG
1,2-Dibromoethane	BRL	2.2		ug/Kg-dry	208832	1	06/15/2015 15:36	CG
1,2-Dichlorobenzene	BRL	2.2		ug/Kg-dry	208832	1	06/15/2015 15:36	CG
1,2-Dichloroethane	BRL	2.2		ug/Kg-dry	208832	1	06/15/2015 15:36	CG
1,2-Dichloropropane	BRL	2.2		ug/Kg-dry	208832	1	06/15/2015 15:36	CG
1,3-Dichlorobenzene	BRL	2.2		ug/Kg-dry	208832	1	06/15/2015 15:36	CG
1,4-Dichlorobenzene	BRL	2.2		ug/Kg-dry	208832	1	06/15/2015 15:36	CG
2-Butanone	BRL	22		ug/Kg-dry	208832	1	06/15/2015 15:36	CG
2-Hexanone	BRL	4.5		ug/Kg-dry	208832	1	06/15/2015 15:36	CG
4-Methyl-2-pentanone	BRL	4.5		ug/Kg-dry	208832	1	06/15/2015 15:36	CG
Acetone	81	45		ug/Kg-dry	208832	1	06/15/2015 15:36	CG
Benzene	BRL	2.2		ug/Kg-dry	208832	1	06/15/2015 15:36	CG
Bromodichloromethane	BRL	2.2		ug/Kg-dry	208832	1	06/15/2015 15:36	CG
Bromoform	BRL	2.2		ug/Kg-dry	208832	1	06/15/2015 15:36	CG
Bromomethane	BRL	2.2		ug/Kg-dry	208832	1	06/15/2015 15:36	CG
Carbon disulfide	BRL	4.5		ug/Kg-dry	208832	1	06/15/2015 15:36	CG
Carbon tetrachloride	BRL	2.2		ug/Kg-dry	208832	1	06/15/2015 15:36	CG
Chlorobenzene	BRL	2.2		ug/Kg-dry	208832	1	06/15/2015 15:36	CG
Chloroethane	BRL	4.5		ug/Kg-dry	208832	1	06/15/2015 15:36	CG
Chloroform	BRL	2.2		ug/Kg-dry	208832	1	06/15/2015 15:36	CG
Chloromethane	BRL	4.5		ug/Kg-dry	208832	1	06/15/2015 15:36	CG
cis-1,2-Dichloroethene	BRL	2.2		ug/Kg-dry	208832	1	06/15/2015 15:36	CG
cis-1,3-Dichloropropene	BRL	2.2		ug/Kg-dry	208832	1	06/15/2015 15:36	CG
Cyclohexane	BRL	2.2		ug/Kg-dry	208832	1	06/15/2015 15:36	CG
Dibromochloromethane	BRL	2.2		ug/Kg-dry	208832	1	06/15/2015 15:36	CG
Dichlorodifluoromethane	BRL	4.5		ug/Kg-dry	208832	1	06/15/2015 15:36	CG
Ethylbenzene	BRL	2.2		ug/Kg-dry	208832	1	06/15/2015 15:36	CG
Freon-113	BRL	4.5		ug/Kg-dry	208832	1	06/15/2015 15:36	CG
Isopropylbenzene	BRL	2.2		ug/Kg-dry	208832	1	06/15/2015 15:36	CG
m,p-Xylene	BRL	2.2		ug/Kg-dry	208832	1	06/15/2015 15:36	CG
Methyl acetate	BRL	2.2		ug/Kg-dry	208832	1	06/15/2015 15:36	CG
Methyl tert-butyl ether	BRL	2.2		ug/Kg-dry	208832	1	06/15/2015 15:36	CG
Methylcyclohexane	BRL	2.2		ug/Kg-dry	208832	1	06/15/2015 15:36	CG
Methylene chloride	BRL	9.0		ug/Kg-dry	208832	1	06/15/2015 15:36	CG
o-Xylene	BRL	2.2		ug/Kg-dry	208832	1	06/15/2015 15:36	CG
Styrene	BRL	2.2		ug/Kg-dry	208832	1	06/15/2015 15:36	CG
Tetrachloroethene	BRL	2.2		ug/Kg-dry	208832	1	06/15/2015 15:36	CG
Toluene	16	2.2		ug/Kg-dry	208832	1	06/15/2015 15:36	CG
trans-1,2-Dichloroethene	BRL	2.2		ug/Kg-dry	208832	1	06/15/2015 15:36	CG
trans-1,3-Dichloropropene	BRL	2.2		ug/Kg-dry	208832	1	06/15/2015 15:36	CG
Trichloroethene	BRL	2.2		ug/Kg-dry	208832	1	06/15/2015 15:36	CG

Qualifiers:

- * Value exceeds maximum contaminant level
- BRL Below reporting limit
- H Holding times for preparation or analysis exceeded
- N Analyte not NELAC certified
- B Analyte detected in the associated method blank
- > Greater than Result value
- E Estimated (value above quantitation range)
- S Spike Recovery outside limits due to matrix
- Narr See case narrative
- NC Not confirmed
- < Less than Result value
- J Estimated value detected below Reporting Limit

Analytical Environmental Services, Inc **Date:** 19-Jun-15

Client:	Environmental Planning Specialists, Inc.	**Client Sample ID:**	15159-SB-7-2
Project Name:	PPC	**Collection Date:**	6/8/2015 3:31:00 PM
Lab ID:	1506C34-019	**Matrix:**	Soil

Analyses	Result	Reporting Limit	Qual	Units	BatchID	Dilution Factor	Date Analyzed	Analyst
TCL VOLATILE ORGANICS SW8260B				**(SW5035)**				
Trichlorofluoromethane	BRL	2.2		ug/Kg-dry	208832	1	06/15/2015 15:36	CG
Vinyl chloride	BRL	4.5		ug/Kg-dry	208832	1	06/15/2015 15:36	CG
Surr: 4-Bromofluorobenzene	82.6	70-128		%REC	208832	1	06/15/2015 15:36	CG
Surr: Dibromofluoromethane	106	78.2-128		%REC	208832	1	06/15/2015 15:36	CG
Surr: Toluene-d8	105	76.5-116		%REC	208832	1	06/15/2015 15:36	CG
METALS, TOTAL SW6010C				**(SW3050B)**				
Arsenic	BRL	5.06		mg/Kg-dry	208707	1	06/13/2015 02:44	TA
Barium	69.2	5.06		mg/Kg-dry	208707	1	06/13/2015 02:44	TA
Cadmium	BRL	2.53		mg/Kg-dry	208707	1	06/13/2015 02:44	TA
Chromium	11.6	2.53		mg/Kg-dry	208707	1	06/13/2015 02:44	TA
Lead	6.85	5.06		mg/Kg-dry	208707	1	06/13/2015 02:44	TA
Nickel	BRL	5.06		mg/Kg-dry	208707	1	06/13/2015 02:44	TA
Phosphorus	280	25.3		mg/Kg-dry	208707	1	06/15/2015 17:07	IO
Selenium	BRL	5.06		mg/Kg-dry	208707	1	06/13/2015 02:44	TA
Silver	BRL	2.53		mg/Kg-dry	208707	1	06/13/2015 02:44	TA
Zinc	19.2	5.06		mg/Kg-dry	208707	1	06/13/2015 02:44	TA
PERCENT MOISTURE D2216								
Percent Moisture	4.87	0		wt%	R293980	1	06/16/2015 10:00	PF

Qualifiers:

*	Value exceeds maximum contaminant level	E	Estimated (value above quantitation range)
BRL	Below reporting limit	S	Spike Recovery outside limits due to matrix
H	Holding times for preparation or analysis exceeded	Narr	See case narrative
N	Analyte not NELAC certified	NC	Not confirmed
B	Analyte detected in the associated method blank	<	Less than Result value
>	Greater than Result value	J	Estimated value detected below Reporting Limit

Analytical Environmental Services, Inc **Date:** 19-Jun-15

Client:	Environmental Planning Specialists, Inc.	**Client Sample ID:**	15159-SB-8-2
Project Name:	PPC	**Collection Date:**	6/8/2015 2:45:00 PM
Lab ID:	1506C34-020	**Matrix:**	Soil

Analyses	Result	Reporting Limit	Qual	Units	BatchID	Dilution Factor	Date Analyzed	Analyst
TOTAL MERCURY SW7471B				**(SW7471B)**				
Mercury	BRL	0.132		mg/Kg-dry	208773	1	06/15/2015 16:37	TA
TCL-SEMIVOLATILE ORGANICS SW8270D				**(SW3550C)**				
1,1´-Biphenyl	BRL	440		ug/Kg-dry	208413	1	06/12/2015 17:49	YH
2,4,5-Trichlorophenol	BRL	2300		ug/Kg-dry	208413	1	06/12/2015 17:49	YH
2,4,6-Trichlorophenol	BRL	440		ug/Kg-dry	208413	1	06/12/2015 17:49	YH
2,4-Dichlorophenol	BRL	440		ug/Kg-dry	208413	1	06/12/2015 17:49	YH
2,4-Dimethylphenol	BRL	440		ug/Kg-dry	208413	1	06/12/2015 17:49	YH
2,4-Dinitrophenol	BRL	2300		ug/Kg-dry	208413	1	06/12/2015 17:49	YH
2,4-Dinitrotoluene	BRL	440		ug/Kg-dry	208413	1	06/12/2015 17:49	YH
2,6-Dinitrotoluene	BRL	440		ug/Kg-dry	208413	1	06/12/2015 17:49	YH
2-Chloronaphthalene	BRL	440		ug/Kg-dry	208413	1	06/12/2015 17:49	YH
2-Chlorophenol	BRL	440		ug/Kg-dry	208413	1	06/12/2015 17:49	YH
2-Methylnaphthalene	BRL	440		ug/Kg-dry	208413	1	06/12/2015 17:49	YH
2-Methylphenol	BRL	440		ug/Kg-dry	208413	1	06/12/2015 17:49	YH
2-Nitroaniline	BRL	2300		ug/Kg-dry	208413	1	06/12/2015 17:49	YH
2-Nitrophenol	BRL	440		ug/Kg-dry	208413	1	06/12/2015 17:49	YH
3,3´-Dichlorobenzidine	BRL	900		ug/Kg-dry	208413	1	06/12/2015 17:49	YH
3-Nitroaniline	BRL	2300		ug/Kg-dry	208413	1	06/12/2015 17:49	YH
4,6-Dinitro-2-methylphenol	BRL	2300		ug/Kg-dry	208413	1	06/12/2015 17:49	YH
4-Bromophenyl phenyl ether	BRL	440		ug/Kg-dry	208413	1	06/12/2015 17:49	YH
4-Chloro-3-methylphenol	BRL	440		ug/Kg-dry	208413	1	06/12/2015 17:49	YH
4-Chloroaniline	BRL	440		ug/Kg-dry	208413	1	06/12/2015 17:49	YH
4-Chlorophenyl phenyl ether	BRL	440		ug/Kg-dry	208413	1	06/12/2015 17:49	YH
4-Methylphenol	BRL	440		ug/Kg-dry	208413	1	06/12/2015 17:49	YH
4-Nitroaniline	BRL	2300		ug/Kg-dry	208413	1	06/12/2015 17:49	YH
4-Nitrophenol	BRL	2300		ug/Kg-dry	208413	1	06/12/2015 17:49	YH
Acenaphthene	BRL	440		ug/Kg-dry	208413	1	06/12/2015 17:49	YH
Acenaphthylene	BRL	440		ug/Kg-dry	208413	1	06/12/2015 17:49	YH
Acetophenone	BRL	440		ug/Kg-dry	208413	1	06/12/2015 17:49	YH
Anthracene	BRL	440		ug/Kg-dry	208413	1	06/12/2015 17:49	YH
Atrazine	BRL	440		ug/Kg-dry	208413	1	06/12/2015 17:49	YH
Benz(a)anthracene	BRL	440		ug/Kg-dry	208413	1	06/12/2015 17:49	YH
Benzaldehyde	BRL	440		ug/Kg-dry	208413	1	06/12/2015 17:49	YH
Benzo(a)pyrene	BRL	440		ug/Kg-dry	208413	1	06/12/2015 17:49	YH
Benzo(b)fluoranthene	BRL	440		ug/Kg-dry	208413	1	06/12/2015 17:49	YH
Benzo(g,h,i)perylene	BRL	440		ug/Kg-dry	208413	1	06/12/2015 17:49	YH
Benzo(k)fluoranthene	BRL	440		ug/Kg-dry	208413	1	06/12/2015 17:49	YH
Bis(2-chloroethoxy)methane	BRL	440		ug/Kg-dry	208413	1	06/12/2015 17:49	YH
Bis(2-chloroethyl)ether	BRL	440		ug/Kg-dry	208413	1	06/12/2015 17:49	YH
Bis(2-chloroisopropyl)ether	BRL	440		ug/Kg-dry	208413	1	06/12/2015 17:49	YH

Qualifiers:

- * Value exceeds maximum contaminant level
- BRL Below reporting limit
- H Holding times for preparation or analysis exceeded
- N Analyte not NELAC certified
- B Analyte detected in the associated method blank
- > Greater than Result value
- E Estimated (value above quantitation range)
- S Spike Recovery outside limits due to matrix
- Narr See case narrative
- NC Not confirmed
- < Less than Result value
- J Estimated value detected below Reporting Limit

Analytical Environmental Services, Inc **Date:** 19-Jun-15

Client:	Environmental Planning Specialists, Inc.	**Client Sample ID:**	15159-SB-8-2
Project Name:	PPC	**Collection Date:**	6/8/2015 2:45:00 PM
Lab ID:	1506C34-020	**Matrix:**	Soil

Analyses	Result	Reporting Limit	Qual	Units	BatchID	Dilution Factor	Date Analyzed	Analyst
TCL-SEMIVOLATILE ORGANICS SW8270D				**(SW3550C)**				
Bis(2-ethylhexyl)phthalate	BRL	440		ug/Kg-dry	208413	1	06/12/2015 17:49	YH
Butyl benzyl phthalate	BRL	440		ug/Kg-dry	208413	1	06/12/2015 17:49	YH
Caprolactam	BRL	440		ug/Kg-dry	208413	1	06/12/2015 17:49	YH
Carbazole	BRL	440		ug/Kg-dry	208413	1	06/12/2015 17:49	YH
Chrysene	BRL	440		ug/Kg-dry	208413	1	06/12/2015 17:49	YH
Di-n-butyl phthalate	BRL	440		ug/Kg-dry	208413	1	06/12/2015 17:49	YH
Di-n-octyl phthalate	BRL	440		ug/Kg-dry	208413	1	06/12/2015 17:49	YH
Dibenz(a,h)anthracene	BRL	440		ug/Kg-dry	208413	1	06/12/2015 17:49	YH
Dibenzofuran	BRL	440		ug/Kg-dry	208413	1	06/12/2015 17:49	YH
Diethyl phthalate	BRL	440		ug/Kg-dry	208413	1	06/12/2015 17:49	YH
Dimethyl phthalate	BRL	440		ug/Kg-dry	208413	1	06/12/2015 17:49	YH
Fluoranthene	BRL	440		ug/Kg-dry	208413	1	06/12/2015 17:49	YH
Fluorene	BRL	440		ug/Kg-dry	208413	1	06/12/2015 17:49	YH
Hexachlorobenzene	BRL	440		ug/Kg-dry	208413	1	06/12/2015 17:49	YH
Hexachlorobutadiene	BRL	440		ug/Kg-dry	208413	1	06/12/2015 17:49	YH
Hexachlorocyclopentadiene	BRL	890		ug/Kg-dry	208413	1	06/12/2015 17:49	YH
Hexachloroethane	BRL	440		ug/Kg-dry	208413	1	06/12/2015 17:49	YH
Indeno(1,2,3-cd)pyrene	BRL	440		ug/Kg-dry	208413	1	06/12/2015 17:49	YH
Isophorone	BRL	440		ug/Kg-dry	208413	1	06/12/2015 17:49	YH
N-Nitrosodi-n-propylamine	BRL	440		ug/Kg-dry	208413	1	06/12/2015 17:49	YH
N-Nitrosodiphenylamine	BRL	440		ug/Kg-dry	208413	1	06/12/2015 17:49	YH
Naphthalene	BRL	440		ug/Kg-dry	208413	1	06/12/2015 17:49	YH
Nitrobenzene	BRL	440		ug/Kg-dry	208413	1	06/12/2015 17:49	YH
Pentachlorophenol	BRL	2300		ug/Kg-dry	208413	1	06/12/2015 17:49	YH
Phenanthrene	BRL	440		ug/Kg-dry	208413	1	06/12/2015 17:49	YH
Phenol	BRL	440		ug/Kg-dry	208413	1	06/12/2015 17:49	YH
Pyrene	BRL	440		ug/Kg-dry	208413	1	06/12/2015 17:49	YH
Surr: 2,4,6-Tribromophenol	88.1	41-128		%REC	208413	1	06/12/2015 17:49	YH
Surr: 2-Fluorobiphenyl	82.3	47-120		%REC	208413	1	06/12/2015 17:49	YH
Surr: 2-Fluorophenol	77	38.3-120		%REC	208413	1	06/12/2015 17:49	YH
Surr: 4-Terphenyl-d14	86.2	51.4-125		%REC	208413	1	06/12/2015 17:49	YH
Surr: Nitrobenzene-d5	71.5	40.1-120		%REC	208413	1	06/12/2015 17:49	YH
Surr: Phenol-d5	95.3	40.3-120		%REC	208413	1	06/12/2015 17:49	YH
TCL VOLATILE ORGANICS SW8260B				**(SW5035)**				
1,1,1-Trichloroethane	BRL	2.8		ug/Kg-dry	208832	1	06/16/2015 14:40	CG
1,1,2,2-Tetrachloroethane	BRL	2.8		ug/Kg-dry	208832	1	06/16/2015 14:40	CG
1,1,2-Trichloroethane	BRL	2.8		ug/Kg-dry	208832	1	06/16/2015 14:40	CG
1,1-Dichloroethane	BRL	2.8		ug/Kg-dry	208832	1	06/16/2015 14:40	CG
1,1-Dichloroethene	BRL	2.8		ug/Kg-dry	208832	1	06/16/2015 14:40	CG
1,2,4-Trichlorobenzene	BRL	2.8		ug/Kg-dry	208832	1	06/16/2015 14:40	CG

Qualifiers:

- * Value exceeds maximum contaminant level
- BRL Below reporting limit
- H Holding times for preparation or analysis exceeded
- N Analyte not NELAC certified
- B Analyte detected in the associated method blank
- > Greater than Result value
- E Estimated (value above quantitation range)
- S Spike Recovery outside limits due to matrix
- Narr See case narrative
- NC Not confirmed
- < Less than Result value
- J Estimated value detected below Reporting Limit

Analytical Environmental Services, Inc **Date:** 19-Jun-15

Client:	Environmental Planning Specialists, Inc.	**Client Sample ID:**	15159-SB-8-2
Project Name:	PPC	**Collection Date:**	6/8/2015 2:45:00 PM
Lab ID:	1506C34-020	**Matrix:**	Soil

Analyses	Result	Reporting Limit	Qual	Units	BatchID	Dilution Factor	Date Analyzed	Analyst
TCL VOLATILE ORGANICS SW8260B				**(SW5035)**				
1,2-Dibromo-3-chloropropane	BRL	2.8		ug/Kg-dry	208832	1	06/16/2015 14:40	CG
1,2-Dibromoethane	BRL	2.8		ug/Kg-dry	208832	1	06/16/2015 14:40	CG
1,2-Dichlorobenzene	BRL	2.8		ug/Kg-dry	208832	1	06/16/2015 14:40	CG
1,2-Dichloroethane	BRL	2.8		ug/Kg-dry	208832	1	06/16/2015 14:40	CG
1,2-Dichloropropane	BRL	2.8		ug/Kg-dry	208832	1	06/16/2015 14:40	CG
1,3-Dichlorobenzene	BRL	2.8		ug/Kg-dry	208832	1	06/16/2015 14:40	CG
1,4-Dichlorobenzene	BRL	2.8		ug/Kg-dry	208832	1	06/16/2015 14:40	CG
2-Butanone	BRL	28		ug/Kg-dry	208832	1	06/16/2015 14:40	CG
2-Hexanone	BRL	5.6		ug/Kg-dry	208832	1	06/16/2015 14:40	CG
4-Methyl-2-pentanone	6.7	5.6		ug/Kg-dry	208832	1	06/16/2015 14:40	CG
Acetone	100	56		ug/Kg-dry	208832	1	06/16/2015 14:40	CG
Benzene	BRL	2.8		ug/Kg-dry	208832	1	06/16/2015 14:40	CG
Bromodichloromethane	BRL	2.8		ug/Kg-dry	208832	1	06/16/2015 14:40	CG
Bromoform	BRL	2.8		ug/Kg-dry	208832	1	06/16/2015 14:40	CG
Bromomethane	BRL	2.8		ug/Kg-dry	208832	1	06/16/2015 14:40	CG
Carbon disulfide	BRL	5.6		ug/Kg-dry	208832	1	06/16/2015 14:40	CG
Carbon tetrachloride	BRL	2.8		ug/Kg-dry	208832	1	06/16/2015 14:40	CG
Chlorobenzene	BRL	2.8		ug/Kg-dry	208832	1	06/16/2015 14:40	CG
Chloroethane	BRL	5.6		ug/Kg-dry	208832	1	06/16/2015 14:40	CG
Chloroform	BRL	2.8		ug/Kg-dry	208832	1	06/16/2015 14:40	CG
Chloromethane	BRL	5.6		ug/Kg-dry	208832	1	06/16/2015 14:40	CG
cis-1,2-Dichloroethene	BRL	2.8		ug/Kg-dry	208832	1	06/16/2015 14:40	CG
cis-1,3-Dichloropropene	BRL	2.8		ug/Kg-dry	208832	1	06/16/2015 14:40	CG
Cyclohexane	BRL	2.8		ug/Kg-dry	208832	1	06/16/2015 14:40	CG
Dibromochloromethane	BRL	2.8		ug/Kg-dry	208832	1	06/16/2015 14:40	CG
Dichlorodifluoromethane	BRL	5.6		ug/Kg-dry	208832	1	06/16/2015 14:40	CG
Ethylbenzene	11	2.8		ug/Kg-dry	208832	1	06/16/2015 14:40	CG
Freon-113	BRL	5.6		ug/Kg-dry	208832	1	06/16/2015 14:40	CG
Isopropylbenzene	BRL	2.8		ug/Kg-dry	208832	1	06/16/2015 14:40	CG
m,p-Xylene	BRL	2.8		ug/Kg-dry	208832	1	06/16/2015 14:40	CG
Methyl acetate	BRL	2.8		ug/Kg-dry	208832	1	06/16/2015 14:40	CG
Methyl tert-butyl ether	BRL	2.8		ug/Kg-dry	208832	1	06/16/2015 14:40	CG
Methylcyclohexane	BRL	2.8		ug/Kg-dry	208832	1	06/16/2015 14:40	CG
Methylene chloride	BRL	11		ug/Kg-dry	208832	1	06/16/2015 14:40	CG
o-Xylene	BRL	2.8		ug/Kg-dry	208832	1	06/16/2015 14:40	CG
Styrene	BRL	2.8		ug/Kg-dry	208832	1	06/16/2015 14:40	CG
Tetrachloroethene	BRL	2.8		ug/Kg-dry	208832	1	06/16/2015 14:40	CG
Toluene	12	2.8		ug/Kg-dry	208832	1	06/16/2015 14:40	CG
trans-1,2-Dichloroethene	BRL	2.8		ug/Kg-dry	208832	1	06/16/2015 14:40	CG
trans-1,3-Dichloropropene	BRL	2.8		ug/Kg-dry	208832	1	06/16/2015 14:40	CG
Trichloroethene	BRL	2.8		ug/Kg-dry	208832	1	06/16/2015 14:40	CG

Qualifiers:

- * Value exceeds maximum contaminant level
- BRL Below reporting limit
- H Holding times for preparation or analysis exceeded
- N Analyte not NELAC certified
- B Analyte detected in the associated method blank
- > Greater than Result value
- E Estimated (value above quantitation range)
- S Spike Recovery outside limits due to matrix
- Narr See case narrative
- NC Not confirmed
- < Less than Result value
- J Estimated value detected below Reporting Limit

Analytical Environmental Services, Inc **Date:** 19-Jun-15

Client:	Environmental Planning Specialists, Inc.	**Client Sample ID:**	15159-SB-8-2
Project Name:	PPC	**Collection Date:**	6/8/2015 2:45:00 PM
Lab ID:	1506C34-020	**Matrix:**	Soil

Analyses	Result	Reporting Limit	Qual	Units	BatchID	Dilution Factor	Date Analyzed	Analyst
TCL VOLATILE ORGANICS SW8260B				**(SW5035)**				
Trichlorofluoromethane	BRL	2.8		ug/Kg-dry	208832	1	06/16/2015 14:40	CG
Vinyl chloride	BRL	5.6		ug/Kg-dry	208832	1	06/16/2015 14:40	CG
Surr: 4-Bromofluorobenzene	87.1	70-128		%REC	208832	1	06/16/2015 14:40	CG
Surr: Dibromofluoromethane	96.4	78.2-128		%REC	208832	1	06/16/2015 14:40	CG
Surr: Toluene-d8	101	76.5-116		%REC	208832	1	06/16/2015 14:40	CG
METALS, TOTAL SW6010C				**(SW3050B)**				
Arsenic	BRL	6.66		mg/Kg-dry	208707	1	06/13/2015 02:47	TA
Barium	37.8	6.66		mg/Kg-dry	208707	1	06/13/2015 02:47	TA
Cadmium	BRL	3.33		mg/Kg-dry	208707	1	06/13/2015 02:47	TA
Chromium	7.14	3.33		mg/Kg-dry	208707	1	06/13/2015 02:47	TA
Lead	12.5	6.66		mg/Kg-dry	208707	1	06/13/2015 02:47	TA
Nickel	BRL	6.66		mg/Kg-dry	208707	1	06/13/2015 02:47	TA
Phosphorus	66.6	33.3		mg/Kg-dry	208707	1	06/15/2015 17:10	IO
Selenium	BRL	6.66		mg/Kg-dry	208707	1	06/13/2015 02:47	TA
Silver	BRL	3.33		mg/Kg-dry	208707	1	06/13/2015 02:47	TA
Zinc	BRL	6.66		mg/Kg-dry	208707	1	06/13/2015 02:47	TA
PERCENT MOISTURE D2216								
Percent Moisture	25.6	0		wt%	R293980	1	06/16/2015 10:00	PF

Qualifiers:

*	Value exceeds maximum contaminant level	E	Estimated (value above quantitation range)
BRL	Below reporting limit	S	Spike Recovery outside limits due to matrix
H	Holding times for preparation or analysis exceeded	Narr	See case narrative
N	Analyte not NELAC certified	NC	Not confirmed
B	Analyte detected in the associated method blank	<	Less than Result value
>	Greater than Result value	J	Estimated value detected below Reporting Limit

Analytical Environmental Services, Inc **Date:** 19-Jun-15

Client:	Environmental Planning Specialists, Inc.	**Client Sample ID:**	15160-SB-9-2
Project Name:	PPC	**Collection Date:**	6/9/2015 8:14:00 AM
Lab ID:	1506C34-021	**Matrix:**	Soil

Analyses	Result	Reporting Limit	Qual	Units	BatchID	Dilution Factor	Date Analyzed	Analyst
TOTAL MERCURY SW7471B				**(SW7471B)**				
Mercury	BRL	0.122		mg/Kg-dry	208773	1	06/15/2015 16:39	TA
TCL-SEMIVOLATILE ORGANICS SW8270D				**(SW3550C)**				
1,1´-Biphenyl	BRL	440		ug/Kg-dry	208413	1	06/12/2015 18:15	YH
2,4,5-Trichlorophenol	BRL	2300		ug/Kg-dry	208413	1	06/12/2015 18:15	YH
2,4,6-Trichlorophenol	BRL	440		ug/Kg-dry	208413	1	06/12/2015 18:15	YH
2,4-Dichlorophenol	BRL	440		ug/Kg-dry	208413	1	06/12/2015 18:15	YH
2,4-Dimethylphenol	BRL	440		ug/Kg-dry	208413	1	06/12/2015 18:15	YH
2,4-Dinitrophenol	BRL	2300		ug/Kg-dry	208413	1	06/12/2015 18:15	YH
2,4-Dinitrotoluene	BRL	440		ug/Kg-dry	208413	1	06/12/2015 18:15	YH
2,6-Dinitrotoluene	BRL	440		ug/Kg-dry	208413	1	06/12/2015 18:15	YH
2-Chloronaphthalene	BRL	440		ug/Kg-dry	208413	1	06/12/2015 18:15	YH
2-Chlorophenol	BRL	440		ug/Kg-dry	208413	1	06/12/2015 18:15	YH
2-Methylnaphthalene	BRL	440		ug/Kg-dry	208413	1	06/12/2015 18:15	YH
2-Methylphenol	BRL	440		ug/Kg-dry	208413	1	06/12/2015 18:15	YH
2-Nitroaniline	BRL	2300		ug/Kg-dry	208413	1	06/12/2015 18:15	YH
2-Nitrophenol	BRL	440		ug/Kg-dry	208413	1	06/12/2015 18:15	YH
3,3´-Dichlorobenzidine	BRL	900		ug/Kg-dry	208413	1	06/12/2015 18:15	YH
3-Nitroaniline	BRL	2300		ug/Kg-dry	208413	1	06/12/2015 18:15	YH
4,6-Dinitro-2-methylphenol	BRL	2300		ug/Kg-dry	208413	1	06/12/2015 18:15	YH
4-Bromophenyl phenyl ether	BRL	440		ug/Kg-dry	208413	1	06/12/2015 18:15	YH
4-Chloro-3-methylphenol	BRL	440		ug/Kg-dry	208413	1	06/12/2015 18:15	YH
4-Chloroaniline	BRL	440		ug/Kg-dry	208413	1	06/12/2015 18:15	YH
4-Chlorophenyl phenyl ether	BRL	440		ug/Kg-dry	208413	1	06/12/2015 18:15	YH
4-Methylphenol	920	440		ug/Kg-dry	208413	1	06/12/2015 18:15	YH
4-Nitroaniline	BRL	2300		ug/Kg-dry	208413	1	06/12/2015 18:15	YH
4-Nitrophenol	BRL	2300		ug/Kg-dry	208413	1	06/12/2015 18:15	YH
Acenaphthene	BRL	440		ug/Kg-dry	208413	1	06/12/2015 18:15	YH
Acenaphthylene	BRL	440		ug/Kg-dry	208413	1	06/12/2015 18:15	YH
Acetophenone	BRL	440		ug/Kg-dry	208413	1	06/12/2015 18:15	YH
Anthracene	BRL	440		ug/Kg-dry	208413	1	06/12/2015 18:15	YH
Atrazine	BRL	440		ug/Kg-dry	208413	1	06/12/2015 18:15	YH
Benz(a)anthracene	BRL	440		ug/Kg-dry	208413	1	06/12/2015 18:15	YH
Benzaldehyde	BRL	440		ug/Kg-dry	208413	1	06/12/2015 18:15	YH
Benzo(a)pyrene	BRL	440		ug/Kg-dry	208413	1	06/12/2015 18:15	YH
Benzo(b)fluoranthene	BRL	440		ug/Kg-dry	208413	1	06/12/2015 18:15	YH
Benzo(g,h,i)perylene	BRL	440		ug/Kg-dry	208413	1	06/12/2015 18:15	YH
Benzo(k)fluoranthene	BRL	440		ug/Kg-dry	208413	1	06/12/2015 18:15	YH
Bis(2-chloroethoxy)methane	BRL	440		ug/Kg-dry	208413	1	06/12/2015 18:15	YH
Bis(2-chloroethyl)ether	BRL	440		ug/Kg-dry	208413	1	06/12/2015 18:15	YH
Bis(2-chloroisopropyl)ether	BRL	440		ug/Kg-dry	208413	1	06/12/2015 18:15	YH

Qualifiers:

- * Value exceeds maximum contaminant level
- BRL Below reporting limit
- H Holding times for preparation or analysis exceeded
- N Analyte not NELAC certified
- B Analyte detected in the associated method blank
- > Greater than Result value
- E Estimated (value above quantitation range)
- S Spike Recovery outside limits due to matrix
- Narr See case narrative
- NC Not confirmed
- < Less than Result value
- J Estimated value detected below Reporting Limit

Analytical Environmental Services, Inc **Date:** 19-Jun-15

Client:	Environmental Planning Specialists, Inc.	**Client Sample ID:**	15160-SB-9-2
Project Name:	PPC	**Collection Date:**	6/9/2015 8:14:00 AM
Lab ID:	1506C34-021	**Matrix:**	Soil

Analyses	Result	Reporting Limit	Qual	Units	BatchID	Dilution Factor	Date Analyzed	Analyst
TCL-SEMIVOLATILE ORGANICS SW8270D				**(SW3550C)**				
Bis(2-ethylhexyl)phthalate	BRL	440		ug/Kg-dry	208413	1	06/12/2015 18:15	YH
Butyl benzyl phthalate	BRL	440		ug/Kg-dry	208413	1	06/12/2015 18:15	YH
Caprolactam	BRL	440		ug/Kg-dry	208413	1	06/12/2015 18:15	YH
Carbazole	BRL	440		ug/Kg-dry	208413	1	06/12/2015 18:15	YH
Chrysene	BRL	440		ug/Kg-dry	208413	1	06/12/2015 18:15	YH
Di-n-butyl phthalate	BRL	440		ug/Kg-dry	208413	1	06/12/2015 18:15	YH
Di-n-octyl phthalate	BRL	440		ug/Kg-dry	208413	1	06/12/2015 18:15	YH
Dibenz(a,h)anthracene	BRL	440		ug/Kg-dry	208413	1	06/12/2015 18:15	YH
Dibenzofuran	BRL	440		ug/Kg-dry	208413	1	06/12/2015 18:15	YH
Diethyl phthalate	BRL	440		ug/Kg-dry	208413	1	06/12/2015 18:15	YH
Dimethyl phthalate	BRL	440		ug/Kg-dry	208413	1	06/12/2015 18:15	YH
Fluoranthene	BRL	440		ug/Kg-dry	208413	1	06/12/2015 18:15	YH
Fluorene	BRL	440		ug/Kg-dry	208413	1	06/12/2015 18:15	YH
Hexachlorobenzene	BRL	440		ug/Kg-dry	208413	1	06/12/2015 18:15	YH
Hexachlorobutadiene	BRL	440		ug/Kg-dry	208413	1	06/12/2015 18:15	YH
Hexachlorocyclopentadiene	BRL	880		ug/Kg-dry	208413	1	06/12/2015 18:15	YH
Hexachloroethane	BRL	440		ug/Kg-dry	208413	1	06/12/2015 18:15	YH
Indeno(1,2,3-cd)pyrene	BRL	440		ug/Kg-dry	208413	1	06/12/2015 18:15	YH
Isophorone	BRL	440		ug/Kg-dry	208413	1	06/12/2015 18:15	YH
N-Nitrosodi-n-propylamine	BRL	440		ug/Kg-dry	208413	1	06/12/2015 18:15	YH
N-Nitrosodiphenylamine	BRL	440		ug/Kg-dry	208413	1	06/12/2015 18:15	YH
Naphthalene	BRL	440		ug/Kg-dry	208413	1	06/12/2015 18:15	YH
Nitrobenzene	BRL	440		ug/Kg-dry	208413	1	06/12/2015 18:15	YH
Pentachlorophenol	BRL	2300		ug/Kg-dry	208413	1	06/12/2015 18:15	YH
Phenanthrene	BRL	440		ug/Kg-dry	208413	1	06/12/2015 18:15	YH
Phenol	BRL	440		ug/Kg-dry	208413	1	06/12/2015 18:15	YH
Pyrene	BRL	440		ug/Kg-dry	208413	1	06/12/2015 18:15	YH
Surr: 2,4,6-Tribromophenol	83.7	41-128		%REC	208413	1	06/12/2015 18:15	YH
Surr: 2-Fluorobiphenyl	81.8	47-120		%REC	208413	1	06/12/2015 18:15	YH
Surr: 2-Fluorophenol	74.2	38.3-120		%REC	208413	1	06/12/2015 18:15	YH
Surr: 4-Terphenyl-d14	82.1	51.4-125		%REC	208413	1	06/12/2015 18:15	YH
Surr: Nitrobenzene-d5	74.3	40.1-120		%REC	208413	1	06/12/2015 18:15	YH
Surr: Phenol-d5	92.7	40.3-120		%REC	208413	1	06/12/2015 18:15	YH
TCL VOLATILE ORGANICS SW8260B				**(SW5035)**				
1,1,1-Trichloroethane	BRL	2.9		ug/Kg-dry	208832	1	06/15/2015 16:23	CG
1,1,2,2-Tetrachloroethane	BRL	2.9		ug/Kg-dry	208832	1	06/15/2015 16:23	CG
1,1,2-Trichloroethane	BRL	2.9		ug/Kg-dry	208832	1	06/15/2015 16:23	CG
1,1-Dichloroethane	BRL	2.9		ug/Kg-dry	208832	1	06/15/2015 16:23	CG
1,1-Dichloroethene	BRL	2.9		ug/Kg-dry	208832	1	06/15/2015 16:23	CG
1,2,4-Trichlorobenzene	BRL	2.9		ug/Kg-dry	208832	1	06/15/2015 16:23	CG

Qualifiers:

- * Value exceeds maximum contaminant level
- BRL Below reporting limit
- H Holding times for preparation or analysis exceeded
- N Analyte not NELAC certified
- B Analyte detected in the associated method blank
- > Greater than Result value
- E Estimated (value above quantitation range)
- S Spike Recovery outside limits due to matrix
- Narr See case narrative
- NC Not confirmed
- < Less than Result value
- J Estimated value detected below Reporting Limit

Analytical Environmental Services, Inc

Date: 19-Jun-15

Client:	Environmental Planning Specialists, Inc.	**Client Sample ID:**	15160-SB-9-2
Project Name:	PPC	**Collection Date:**	6/9/2015 8:14:00 AM
Lab ID:	1506C34-021	**Matrix:**	Soil

Analyses	Result	Reporting Limit	Qual	Units	BatchID	Dilution Factor	Date Analyzed	Analyst
TCL VOLATILE ORGANICS SW8260B				**(SW5035)**				
1,2-Dibromo-3-chloropropane	BRL	2.9		ug/Kg-dry	208832	1	06/15/2015 16:23	CG
1,2-Dibromoethane	BRL	2.9		ug/Kg-dry	208832	1	06/15/2015 16:23	CG
1,2-Dichlorobenzene	BRL	2.9		ug/Kg-dry	208832	1	06/15/2015 16:23	CG
1,2-Dichloroethane	BRL	2.9		ug/Kg-dry	208832	1	06/15/2015 16:23	CG
1,2-Dichloropropane	BRL	2.9		ug/Kg-dry	208832	1	06/15/2015 16:23	CG
1,3-Dichlorobenzene	BRL	2.9		ug/Kg-dry	208832	1	06/15/2015 16:23	CG
1,4-Dichlorobenzene	BRL	2.9		ug/Kg-dry	208832	1	06/15/2015 16:23	CG
2-Butanone	220	29		ug/Kg-dry	208832	1	06/15/2015 16:23	CG
2-Hexanone	7.7	5.7		ug/Kg-dry	208832	1	06/15/2015 16:23	CG
4-Methyl-2-pentanone	83	5.7		ug/Kg-dry	208832	1	06/15/2015 16:23	CG
Acetone	11000	3000		ug/Kg-dry	208908	50	06/17/2015 00:48	AR
Benzene	BRL	2.9		ug/Kg-dry	208832	1	06/15/2015 16:23	CG
Bromodichloromethane	BRL	2.9		ug/Kg-dry	208832	1	06/15/2015 16:23	CG
Bromoform	BRL	2.9		ug/Kg-dry	208832	1	06/15/2015 16:23	CG
Bromomethane	BRL	2.9		ug/Kg-dry	208832	1	06/15/2015 16:23	CG
Carbon disulfide	BRL	5.7		ug/Kg-dry	208832	1	06/15/2015 16:23	CG
Carbon tetrachloride	BRL	2.9		ug/Kg-dry	208832	1	06/15/2015 16:23	CG
Chlorobenzene	BRL	2.9		ug/Kg-dry	208832	1	06/15/2015 16:23	CG
Chloroethane	BRL	5.7		ug/Kg-dry	208832	1	06/15/2015 16:23	CG
Chloroform	BRL	2.9		ug/Kg-dry	208832	1	06/15/2015 16:23	CG
Chloromethane	BRL	5.7		ug/Kg-dry	208832	1	06/15/2015 16:23	CG
cis-1,2-Dichloroethene	BRL	2.9		ug/Kg-dry	208832	1	06/15/2015 16:23	CG
cis-1,3-Dichloropropene	BRL	2.9		ug/Kg-dry	208832	1	06/15/2015 16:23	CG
Cyclohexane	BRL	2.9		ug/Kg-dry	208832	1	06/15/2015 16:23	CG
Dibromochloromethane	BRL	2.9		ug/Kg-dry	208832	1	06/15/2015 16:23	CG
Dichlorodifluoromethane	BRL	5.7		ug/Kg-dry	208832	1	06/15/2015 16:23	CG
Ethylbenzene	BRL	2.9		ug/Kg-dry	208832	1	06/15/2015 16:23	CG
Freon-113	BRL	5.7		ug/Kg-dry	208832	1	06/15/2015 16:23	CG
Isopropylbenzene	BRL	2.9		ug/Kg-dry	208832	1	06/15/2015 16:23	CG
m,p-Xylene	BRL	2.9		ug/Kg-dry	208832	1	06/15/2015 16:23	CG
Methyl acetate	BRL	2.9		ug/Kg-dry	208832	1	06/15/2015 16:23	CG
Methyl tert-butyl ether	BRL	2.9		ug/Kg-dry	208832	1	06/15/2015 16:23	CG
Methylcyclohexane	BRL	2.9		ug/Kg-dry	208832	1	06/15/2015 16:23	CG
Methylene chloride	BRL	11		ug/Kg-dry	208832	1	06/15/2015 16:23	CG
o-Xylene	BRL	2.9		ug/Kg-dry	208832	1	06/15/2015 16:23	CG
Styrene	BRL	2.9		ug/Kg-dry	208832	1	06/15/2015 16:23	CG
Tetrachloroethene	BRL	2.9		ug/Kg-dry	208832	1	06/15/2015 16:23	CG
Toluene	34	2.9		ug/Kg-dry	208832	1	06/15/2015 16:23	CG
trans-1,2-Dichloroethene	BRL	2.9		ug/Kg-dry	208832	1	06/15/2015 16:23	CG
trans-1,3-Dichloropropene	BRL	2.9		ug/Kg-dry	208832	1	06/15/2015 16:23	CG
Trichloroethene	BRL	2.9		ug/Kg-dry	208832	1	06/15/2015 16:23	CG

Qualifiers:

- * Value exceeds maximum contaminant level
- BRL Below reporting limit
- H Holding times for preparation or analysis exceeded
- N Analyte not NELAC certified
- B Analyte detected in the associated method blank
- > Greater than Result value
- E Estimated (value above quantitation range)
- S Spike Recovery outside limits due to matrix
- Narr See case narrative
- NC Not confirmed
- < Less than Result value
- J Estimated value detected below Reporting Limit

Analytical Environmental Services, Inc **Date:** 19-Jun-15

Client:	Environmental Planning Specialists, Inc.	**Client Sample ID:**	15160-SB-9-2
Project Name:	PPC	**Collection Date:**	6/9/2015 8:14:00 AM
Lab ID:	1506C34-021	**Matrix:**	Soil

Analyses	Result	Reporting Limit	Qual	Units	BatchID	Dilution Factor	Date Analyzed	Analyst
TCL VOLATILE ORGANICS SW8260B				**(SW5035)**				
Trichlorofluoromethane	BRL	2.9		ug/Kg-dry	208832	1	06/15/2015 16:23	CG
Vinyl chloride	BRL	5.7		ug/Kg-dry	208832	1	06/15/2015 16:23	CG
Surr: 4-Bromofluorobenzene	86.5	70-128		%REC	208908	50	06/17/2015 00:48	AR
Surr: 4-Bromofluorobenzene	109	70-128		%REC	208832	1	06/15/2015 16:23	CG
Surr: Dibromofluoromethane	96.9	78.2-128		%REC	208908	50	06/17/2015 00:48	AR
Surr: Dibromofluoromethane	114	78.2-128		%REC	208832	1	06/15/2015 16:23	CG
Surr: Toluene-d8	98.9	76.5-116		%REC	208908	50	06/17/2015 00:48	AR
Surr: Toluene-d8	107	76.5-116		%REC	208832	1	06/15/2015 16:23	CG
METALS, TOTAL SW6010C				**(SW3050B)**				
Arsenic	BRL	6.64		mg/Kg-dry	208707	1	06/13/2015 02:50	TA
Barium	17.7	6.64		mg/Kg-dry	208707	1	06/13/2015 02:50	TA
Cadmium	BRL	3.32		mg/Kg-dry	208707	1	06/13/2015 02:50	TA
Chromium	3.96	3.32		mg/Kg-dry	208707	1	06/13/2015 02:50	TA
Lead	BRL	6.64		mg/Kg-dry	208707	1	06/13/2015 02:50	TA
Nickel	BRL	6.64		mg/Kg-dry	208707	1	06/13/2015 02:50	TA
Phosphorus	34.6	33.2		mg/Kg-dry	208707	1	06/15/2015 17:12	IO
Selenium	BRL	6.64		mg/Kg-dry	208707	1	06/13/2015 02:50	TA
Silver	BRL	3.32		mg/Kg-dry	208707	1	06/13/2015 02:50	TA
Zinc	7.32	6.64		mg/Kg-dry	208707	1	06/13/2015 02:50	TA
PERCENT MOISTURE D2216								
Percent Moisture	25.2	0		wt%	R293980	1	06/16/2015 10:00	PF

Qualifiers:

*	Value exceeds maximum contaminant level	E	Estimated (value above quantitation range)
BRL	Below reporting limit	S	Spike Recovery outside limits due to matrix
H	Holding times for preparation or analysis exceeded	Narr	See case narrative
N	Analyte not NELAC certified	NC	Not confirmed
B	Analyte detected in the associated method blank	<	Less than Result value
>	Greater than Result value	J	Estimated value detected below Reporting Limit

Analytical Environmental Services, Inc **Date:** 19-Jun-15

Client:	Environmental Planning Specialists, Inc.	**Client Sample ID:**	15160-SB-10-2
Project Name:	PPC	**Collection Date:**	6/9/2015 8:23:00 AM
Lab ID:	1506C34-022	**Matrix:**	Soil

Analyses	Result	Reporting Limit	Qual	Units	BatchID	Dilution Factor	Date Analyzed	Analyst
TOTAL MERCURY SW7471B				**(SW7471B)**				
Mercury	BRL	0.106		mg/Kg-dry	208773	1	06/15/2015 16:42	TA
TCL-SEMIVOLATILE ORGANICS SW8270D				**(SW3550C)**				
1,1´-Biphenyl	BRL	380		ug/Kg-dry	208413	1	06/12/2015 18:40	YH
2,4,5-Trichlorophenol	BRL	2000		ug/Kg-dry	208413	1	06/12/2015 18:40	YH
2,4,6-Trichlorophenol	BRL	380		ug/Kg-dry	208413	1	06/12/2015 18:40	YH
2,4-Dichlorophenol	BRL	380		ug/Kg-dry	208413	1	06/12/2015 18:40	YH
2,4-Dimethylphenol	BRL	380		ug/Kg-dry	208413	1	06/12/2015 18:40	YH
2,4-Dinitrophenol	BRL	2000		ug/Kg-dry	208413	1	06/12/2015 18:40	YH
2,4-Dinitrotoluene	BRL	380		ug/Kg-dry	208413	1	06/12/2015 18:40	YH
2,6-Dinitrotoluene	BRL	380		ug/Kg-dry	208413	1	06/12/2015 18:40	YH
2-Chloronaphthalene	BRL	380		ug/Kg-dry	208413	1	06/12/2015 18:40	YH
2-Chlorophenol	BRL	380		ug/Kg-dry	208413	1	06/12/2015 18:40	YH
2-Methylnaphthalene	BRL	380		ug/Kg-dry	208413	1	06/12/2015 18:40	YH
2-Methylphenol	BRL	380		ug/Kg-dry	208413	1	06/12/2015 18:40	YH
2-Nitroaniline	BRL	2000		ug/Kg-dry	208413	1	06/12/2015 18:40	YH
2-Nitrophenol	BRL	380		ug/Kg-dry	208413	1	06/12/2015 18:40	YH
3,3´-Dichlorobenzidine	BRL	780		ug/Kg-dry	208413	1	06/12/2015 18:40	YH
3-Nitroaniline	BRL	2000		ug/Kg-dry	208413	1	06/12/2015 18:40	YH
4,6-Dinitro-2-methylphenol	BRL	2000		ug/Kg-dry	208413	1	06/12/2015 18:40	YH
4-Bromophenyl phenyl ether	BRL	380		ug/Kg-dry	208413	1	06/12/2015 18:40	YH
4-Chloro-3-methylphenol	BRL	380		ug/Kg-dry	208413	1	06/12/2015 18:40	YH
4-Chloroaniline	BRL	380		ug/Kg-dry	208413	1	06/12/2015 18:40	YH
4-Chlorophenyl phenyl ether	BRL	380		ug/Kg-dry	208413	1	06/12/2015 18:40	YH
4-Methylphenol	BRL	380		ug/Kg-dry	208413	1	06/12/2015 18:40	YH
4-Nitroaniline	BRL	2000		ug/Kg-dry	208413	1	06/12/2015 18:40	YH
4-Nitrophenol	BRL	2000		ug/Kg-dry	208413	1	06/12/2015 18:40	YH
Acenaphthene	BRL	380		ug/Kg-dry	208413	1	06/12/2015 18:40	YH
Acenaphthylene	BRL	380		ug/Kg-dry	208413	1	06/12/2015 18:40	YH
Acetophenone	BRL	380		ug/Kg-dry	208413	1	06/12/2015 18:40	YH
Anthracene	BRL	380		ug/Kg-dry	208413	1	06/12/2015 18:40	YH
Atrazine	BRL	380		ug/Kg-dry	208413	1	06/12/2015 18:40	YH
Benz(a)anthracene	BRL	380		ug/Kg-dry	208413	1	06/12/2015 18:40	YH
Benzaldehyde	BRL	380		ug/Kg-dry	208413	1	06/12/2015 18:40	YH
Benzo(a)pyrene	BRL	380		ug/Kg-dry	208413	1	06/12/2015 18:40	YH
Benzo(b)fluoranthene	BRL	380		ug/Kg-dry	208413	1	06/12/2015 18:40	YH
Benzo(g,h,i)perylene	BRL	380		ug/Kg-dry	208413	1	06/12/2015 18:40	YH
Benzo(k)fluoranthene	BRL	380		ug/Kg-dry	208413	1	06/12/2015 18:40	YH
Bis(2-chloroethoxy)methane	BRL	380		ug/Kg-dry	208413	1	06/12/2015 18:40	YH
Bis(2-chloroethyl)ether	BRL	380		ug/Kg-dry	208413	1	06/12/2015 18:40	YH
Bis(2-chloroisopropyl)ether	BRL	380		ug/Kg-dry	208413	1	06/12/2015 18:40	YH

Qualifiers:

- * Value exceeds maximum contaminant level
- BRL Below reporting limit
- H Holding times for preparation or analysis exceeded
- N Analyte not NELAC certified
- B Analyte detected in the associated method blank
- > Greater than Result value
- E Estimated (value above quantitation range)
- S Spike Recovery outside limits due to matrix
- Narr See case narrative
- NC Not confirmed
- < Less than Result value
- J Estimated value detected below Reporting Limit

Analytical Environmental Services, Inc **Date:** 19-Jun-15

Client:	Environmental Planning Specialists, Inc.	**Client Sample ID:**	15160-SB-10-2
Project Name:	PPC	**Collection Date:**	6/9/2015 8:23:00 AM
Lab ID:	1506C34-022	**Matrix:**	Soil

Analyses	Result	Reporting Limit	Qual	Units	BatchID	Dilution Factor	Date Analyzed	Analyst
TCL-SEMIVOLATILE ORGANICS SW8270D				**(SW3550C)**				
Bis(2-ethylhexyl)phthalate	BRL	380		ug/Kg-dry	208413	1	06/12/2015 18:40	YH
Butyl benzyl phthalate	BRL	380		ug/Kg-dry	208413	1	06/12/2015 18:40	YH
Caprolactam	BRL	380		ug/Kg-dry	208413	1	06/12/2015 18:40	YH
Carbazole	BRL	380		ug/Kg-dry	208413	1	06/12/2015 18:40	YH
Chrysene	BRL	380		ug/Kg-dry	208413	1	06/12/2015 18:40	YH
Di-n-butyl phthalate	BRL	380		ug/Kg-dry	208413	1	06/12/2015 18:40	YH
Di-n-octyl phthalate	BRL	380		ug/Kg-dry	208413	1	06/12/2015 18:40	YH
Dibenz(a,h)anthracene	BRL	380		ug/Kg-dry	208413	1	06/12/2015 18:40	YH
Dibenzofuran	BRL	380		ug/Kg-dry	208413	1	06/12/2015 18:40	YH
Diethyl phthalate	BRL	380		ug/Kg-dry	208413	1	06/12/2015 18:40	YH
Dimethyl phthalate	BRL	380		ug/Kg-dry	208413	1	06/12/2015 18:40	YH
Fluoranthene	BRL	380		ug/Kg-dry	208413	1	06/12/2015 18:40	YH
Fluorene	BRL	380		ug/Kg-dry	208413	1	06/12/2015 18:40	YH
Hexachlorobenzene	BRL	380		ug/Kg-dry	208413	1	06/12/2015 18:40	YH
Hexachlorobutadiene	BRL	380		ug/Kg-dry	208413	1	06/12/2015 18:40	YH
Hexachlorocyclopentadiene	BRL	770		ug/Kg-dry	208413	1	06/12/2015 18:40	YH
Hexachloroethane	BRL	380		ug/Kg-dry	208413	1	06/12/2015 18:40	YH
Indeno(1,2,3-cd)pyrene	BRL	380		ug/Kg-dry	208413	1	06/12/2015 18:40	YH
Isophorone	BRL	380		ug/Kg-dry	208413	1	06/12/2015 18:40	YH
N-Nitrosodi-n-propylamine	BRL	380		ug/Kg-dry	208413	1	06/12/2015 18:40	YH
N-Nitrosodiphenylamine	BRL	380		ug/Kg-dry	208413	1	06/12/2015 18:40	YH
Naphthalene	BRL	380		ug/Kg-dry	208413	1	06/12/2015 18:40	YH
Nitrobenzene	BRL	380		ug/Kg-dry	208413	1	06/12/2015 18:40	YH
Pentachlorophenol	BRL	2000		ug/Kg-dry	208413	1	06/12/2015 18:40	YH
Phenanthrene	BRL	380		ug/Kg-dry	208413	1	06/12/2015 18:40	YH
Phenol	BRL	380		ug/Kg-dry	208413	1	06/12/2015 18:40	YH
Pyrene	BRL	380		ug/Kg-dry	208413	1	06/12/2015 18:40	YH
Surr: 2,4,6-Tribromophenol	83.6	41-128		%REC	208413	1	06/12/2015 18:40	YH
Surr: 2-Fluorobiphenyl	76.6	47-120		%REC	208413	1	06/12/2015 18:40	YH
Surr: 2-Fluorophenol	73	38.3-120		%REC	208413	1	06/12/2015 18:40	YH
Surr: 4-Terphenyl-d14	86	51.4-125		%REC	208413	1	06/12/2015 18:40	YH
Surr: Nitrobenzene-d5	64	40.1-120		%REC	208413	1	06/12/2015 18:40	YH
Surr: Phenol-d5	85.9	40.3-120		%REC	208413	1	06/12/2015 18:40	YH
TCL VOLATILE ORGANICS SW8260B				**(SW5035)**				
1,1,1-Trichloroethane	BRL	2.6		ug/Kg-dry	208832	1	06/16/2015 16:19	CG
1,1,2,2-Tetrachloroethane	BRL	2.6		ug/Kg-dry	208832	1	06/16/2015 16:19	CG
1,1,2-Trichloroethane	BRL	2.6		ug/Kg-dry	208832	1	06/16/2015 16:19	CG
1,1-Dichloroethane	BRL	2.6		ug/Kg-dry	208832	1	06/16/2015 16:19	CG
1,1-Dichloroethene	BRL	2.6		ug/Kg-dry	208832	1	06/16/2015 16:19	CG
1,2,4-Trichlorobenzene	BRL	2.6		ug/Kg-dry	208832	1	06/16/2015 16:19	CG

Qualifiers:

- * Value exceeds maximum contaminant level
- BRL Below reporting limit
- H Holding times for preparation or analysis exceeded
- N Analyte not NELAC certified
- B Analyte detected in the associated method blank
- > Greater than Result value
- E Estimated (value above quantitation range)
- S Spike Recovery outside limits due to matrix
- Narr See case narrative
- NC Not confirmed
- < Less than Result value
- J Estimated value detected below Reporting Limit

Analytical Environmental Services, Inc

Date: 19-Jun-15

Client:	Environmental Planning Specialists, Inc.	**Client Sample ID:**	15160-SB-10-2
Project Name:	PPC	**Collection Date:**	6/9/2015 8:23:00 AM
Lab ID:	1506C34-022	**Matrix:**	Soil

Analyses	Result	Reporting Limit	Qual	Units	BatchID	Dilution Factor	Date Analyzed	Analyst
TCL VOLATILE ORGANICS SW8260B				**(SW5035)**				
1,2-Dibromo-3-chloropropane	BRL	2.6		ug/Kg-dry	208832	1	06/16/2015 16:19	CG
1,2-Dibromoethane	BRL	2.6		ug/Kg-dry	208832	1	06/16/2015 16:19	CG
1,2-Dichlorobenzene	BRL	2.6		ug/Kg-dry	208832	1	06/16/2015 16:19	CG
1,2-Dichloroethane	BRL	2.6		ug/Kg-dry	208832	1	06/16/2015 16:19	CG
1,2-Dichloropropane	BRL	2.6		ug/Kg-dry	208832	1	06/16/2015 16:19	CG
1,3-Dichlorobenzene	BRL	2.6		ug/Kg-dry	208832	1	06/16/2015 16:19	CG
1,4-Dichlorobenzene	BRL	2.6		ug/Kg-dry	208832	1	06/16/2015 16:19	CG
2-Butanone	BRL	26		ug/Kg-dry	208832	1	06/16/2015 16:19	CG
2-Hexanone	BRL	5.2		ug/Kg-dry	208832	1	06/16/2015 16:19	CG
4-Methyl-2-pentanone	BRL	5.2		ug/Kg-dry	208832	1	06/16/2015 16:19	CG
Acetone	BRL	52		ug/Kg-dry	208832	1	06/16/2015 16:19	CG
Benzene	BRL	2.6		ug/Kg-dry	208832	1	06/16/2015 16:19	CG
Bromodichloromethane	BRL	2.6		ug/Kg-dry	208832	1	06/16/2015 16:19	CG
Bromoform	BRL	2.6		ug/Kg-dry	208832	1	06/16/2015 16:19	CG
Bromomethane	BRL	2.6		ug/Kg-dry	208832	1	06/16/2015 16:19	CG
Carbon disulfide	BRL	5.2		ug/Kg-dry	208832	1	06/16/2015 16:19	CG
Carbon tetrachloride	BRL	2.6		ug/Kg-dry	208832	1	06/16/2015 16:19	CG
Chlorobenzene	BRL	2.6		ug/Kg-dry	208832	1	06/16/2015 16:19	CG
Chloroethane	BRL	5.2		ug/Kg-dry	208832	1	06/16/2015 16:19	CG
Chloroform	BRL	2.6		ug/Kg-dry	208832	1	06/16/2015 16:19	CG
Chloromethane	BRL	5.2		ug/Kg-dry	208832	1	06/16/2015 16:19	CG
cis-1,2-Dichloroethene	BRL	2.6		ug/Kg-dry	208832	1	06/16/2015 16:19	CG
cis-1,3-Dichloropropene	BRL	2.6		ug/Kg-dry	208832	1	06/16/2015 16:19	CG
Cyclohexane	BRL	2.6		ug/Kg-dry	208832	1	06/16/2015 16:19	CG
Dibromochloromethane	BRL	2.6		ug/Kg-dry	208832	1	06/16/2015 16:19	CG
Dichlorodifluoromethane	BRL	5.2		ug/Kg-dry	208832	1	06/16/2015 16:19	CG
Ethylbenzene	BRL	2.6		ug/Kg-dry	208832	1	06/16/2015 16:19	CG
Freon-113	BRL	5.2		ug/Kg-dry	208832	1	06/16/2015 16:19	CG
Isopropylbenzene	BRL	2.6		ug/Kg-dry	208832	1	06/16/2015 16:19	CG
m,p-Xylene	BRL	2.6		ug/Kg-dry	208832	1	06/16/2015 16:19	CG
Methyl acetate	BRL	2.6		ug/Kg-dry	208832	1	06/16/2015 16:19	CG
Methyl tert-butyl ether	BRL	2.6		ug/Kg-dry	208832	1	06/16/2015 16:19	CG
Methylcyclohexane	BRL	2.6		ug/Kg-dry	208832	1	06/16/2015 16:19	CG
Methylene chloride	BRL	10		ug/Kg-dry	208832	1	06/16/2015 16:19	CG
o-Xylene	BRL	2.6		ug/Kg-dry	208832	1	06/16/2015 16:19	CG
Styrene	BRL	2.6		ug/Kg-dry	208832	1	06/16/2015 16:19	CG
Tetrachloroethene	BRL	2.6		ug/Kg-dry	208832	1	06/16/2015 16:19	CG
Toluene	BRL	2.6		ug/Kg-dry	208832	1	06/16/2015 16:19	CG
trans-1,2-Dichloroethene	BRL	2.6		ug/Kg-dry	208832	1	06/16/2015 16:19	CG
trans-1,3-Dichloropropene	BRL	2.6		ug/Kg-dry	208832	1	06/16/2015 16:19	CG
Trichloroethene	BRL	2.6		ug/Kg-dry	208832	1	06/16/2015 16:19	CG

Qualifiers:

- * Value exceeds maximum contaminant level
- BRL Below reporting limit
- H Holding times for preparation or analysis exceeded
- N Analyte not NELAC certified
- B Analyte detected in the associated method blank
- > Greater than Result value
- E Estimated (value above quantitation range)
- S Spike Recovery outside limits due to matrix
- Narr See case narrative
- NC Not confirmed
- < Less than Result value
- J Estimated value detected below Reporting Limit

Analytical Environmental Services, Inc **Date:** 19-Jun-15

Client:	Environmental Planning Specialists, Inc.	**Client Sample ID:**	15160-SB-10-2
Project Name:	PPC	**Collection Date:**	6/9/2015 8:23:00 AM
Lab ID:	1506C34-022	**Matrix:**	Soil

Analyses	Result	Reporting Limit	Qual	Units	BatchID	Dilution Factor	Date Analyzed	Analyst
TCL VOLATILE ORGANICS SW8260B				**(SW5035)**				
Trichlorofluoromethane	BRL	2.6		ug/Kg-dry	208832	1	06/16/2015 16:19	CG
Vinyl chloride	BRL	5.2		ug/Kg-dry	208832	1	06/16/2015 16:19	CG
Surr: 4-Bromofluorobenzene	86.3	70-128		%REC	208832	1	06/16/2015 16:19	CG
Surr: Dibromofluoromethane	93.6	78.2-128		%REC	208832	1	06/16/2015 16:19	CG
Surr: Toluene-d8	101	76.5-116		%REC	208832	1	06/16/2015 16:19	CG
METALS, TOTAL SW6010C				**(SW3050B)**				
Arsenic	BRL	5.45		mg/Kg-dry	208707	1	06/13/2015 02:53	TA
Barium	41.8	5.45		mg/Kg-dry	208707	1	06/13/2015 02:53	TA
Cadmium	BRL	2.72		mg/Kg-dry	208707	1	06/13/2015 02:53	TA
Chromium	13.5	2.72		mg/Kg-dry	208707	1	06/13/2015 02:53	TA
Lead	9.91	5.45		mg/Kg-dry	208707	1	06/13/2015 02:53	TA
Nickel	BRL	5.45		mg/Kg-dry	208707	1	06/13/2015 02:53	TA
Phosphorus	38.6	27.2		mg/Kg-dry	208707	1	06/15/2015 17:20	IO
Selenium	BRL	5.45		mg/Kg-dry	208707	1	06/13/2015 02:53	TA
Silver	BRL	2.72		mg/Kg-dry	208707	1	06/13/2015 02:53	TA
Zinc	BRL	5.45		mg/Kg-dry	208707	1	06/13/2015 02:53	TA
PERCENT MOISTURE D2216								
Percent Moisture	13.9	0		wt%	R293980	1	06/16/2015 10:00	PF

Qualifiers:

*	Value exceeds maximum contaminant level	E	Estimated (value above quantitation range)
BRL	Below reporting limit	S	Spike Recovery outside limits due to matrix
H	Holding times for preparation or analysis exceeded	Narr	See case narrative
N	Analyte not NELAC certified	NC	Not confirmed
B	Analyte detected in the associated method blank	<	Less than Result value
>	Greater than Result value	J	Estimated value detected below Reporting Limit

Analytical Environmental Services, Inc **Date:** 19-Jun-15

Client:	Environmental Planning Specialists, Inc.	**Client Sample ID:**	15160-SB-11-2
Project Name:	PPC	**Collection Date:**	6/9/2015 8:07:00 AM
Lab ID:	1506C34-023	**Matrix:**	Soil

Analyses	Result	Reporting Limit	Qual	Units	BatchID	Dilution Factor	Date Analyzed	Analyst
TOTAL MERCURY SW7471B				**(SW7471B)**				
Mercury	BRL	0.117		mg/Kg-dry	208773	1	06/15/2015 16:44	TA
TCL-SEMIVOLATILE ORGANICS SW8270D				**(SW3550C)**				
1,1´-Biphenyl	BRL	400		ug/Kg-dry	208413	1	06/12/2015 19:06	YH
2,4,5-Trichlorophenol	BRL	2000		ug/Kg-dry	208413	1	06/12/2015 19:06	YH
2,4,6-Trichlorophenol	BRL	400		ug/Kg-dry	208413	1	06/12/2015 19:06	YH
2,4-Dichlorophenol	BRL	400		ug/Kg-dry	208413	1	06/12/2015 19:06	YH
2,4-Dimethylphenol	BRL	400		ug/Kg-dry	208413	1	06/12/2015 19:06	YH
2,4-Dinitrophenol	BRL	2000		ug/Kg-dry	208413	1	06/12/2015 19:06	YH
2,4-Dinitrotoluene	BRL	400		ug/Kg-dry	208413	1	06/12/2015 19:06	YH
2,6-Dinitrotoluene	BRL	400		ug/Kg-dry	208413	1	06/12/2015 19:06	YH
2-Chloronaphthalene	BRL	400		ug/Kg-dry	208413	1	06/12/2015 19:06	YH
2-Chlorophenol	BRL	400		ug/Kg-dry	208413	1	06/12/2015 19:06	YH
2-Methylnaphthalene	BRL	400		ug/Kg-dry	208413	1	06/12/2015 19:06	YH
2-Methylphenol	BRL	400		ug/Kg-dry	208413	1	06/12/2015 19:06	YH
2-Nitroaniline	BRL	2000		ug/Kg-dry	208413	1	06/12/2015 19:06	YH
2-Nitrophenol	BRL	400		ug/Kg-dry	208413	1	06/12/2015 19:06	YH
3,3´-Dichlorobenzidine	BRL	810		ug/Kg-dry	208413	1	06/12/2015 19:06	YH
3-Nitroaniline	BRL	2000		ug/Kg-dry	208413	1	06/12/2015 19:06	YH
4,6-Dinitro-2-methylphenol	BRL	2000		ug/Kg-dry	208413	1	06/12/2015 19:06	YH
4-Bromophenyl phenyl ether	BRL	400		ug/Kg-dry	208413	1	06/12/2015 19:06	YH
4-Chloro-3-methylphenol	BRL	400		ug/Kg-dry	208413	1	06/12/2015 19:06	YH
4-Chloroaniline	BRL	400		ug/Kg-dry	208413	1	06/12/2015 19:06	YH
4-Chlorophenyl phenyl ether	BRL	400		ug/Kg-dry	208413	1	06/12/2015 19:06	YH
4-Methylphenol	BRL	400		ug/Kg-dry	208413	1	06/12/2015 19:06	YH
4-Nitroaniline	BRL	2000		ug/Kg-dry	208413	1	06/12/2015 19:06	YH
4-Nitrophenol	BRL	2000		ug/Kg-dry	208413	1	06/12/2015 19:06	YH
Acenaphthene	BRL	400		ug/Kg-dry	208413	1	06/12/2015 19:06	YH
Acenaphthylene	BRL	400		ug/Kg-dry	208413	1	06/12/2015 19:06	YH
Acetophenone	BRL	400		ug/Kg-dry	208413	1	06/12/2015 19:06	YH
Anthracene	BRL	400		ug/Kg-dry	208413	1	06/12/2015 19:06	YH
Atrazine	BRL	400		ug/Kg-dry	208413	1	06/12/2015 19:06	YH
Benz(a)anthracene	BRL	400		ug/Kg-dry	208413	1	06/12/2015 19:06	YH
Benzaldehyde	BRL	400		ug/Kg-dry	208413	1	06/12/2015 19:06	YH
Benzo(a)pyrene	BRL	400		ug/Kg-dry	208413	1	06/12/2015 19:06	YH
Benzo(b)fluoranthene	BRL	400		ug/Kg-dry	208413	1	06/12/2015 19:06	YH
Benzo(g,h,i)perylene	BRL	400		ug/Kg-dry	208413	1	06/12/2015 19:06	YH
Benzo(k)fluoranthene	BRL	400		ug/Kg-dry	208413	1	06/12/2015 19:06	YH
Bis(2-chloroethoxy)methane	BRL	400		ug/Kg-dry	208413	1	06/12/2015 19:06	YH
Bis(2-chloroethyl)ether	BRL	400		ug/Kg-dry	208413	1	06/12/2015 19:06	YH
Bis(2-chloroisopropyl)ether	BRL	400		ug/Kg-dry	208413	1	06/12/2015 19:06	YH

Qualifiers:

*	Value exceeds maximum contaminant level	E	Estimated (value above quantitation range)
BRL	Below reporting limit	S	Spike Recovery outside limits due to matrix
H	Holding times for preparation or analysis exceeded	Narr	See case narrative
N	Analyte not NELAC certified	NC	Not confirmed
B	Analyte detected in the associated method blank	<	Less than Result value
>	Greater than Result value	J	Estimated value detected below Reporting Limit

Analytical Environmental Services, Inc **Date:** 19-Jun-15

Client:	Environmental Planning Specialists, Inc.	**Client Sample ID:**	15160-SB-11-2
Project Name:	PPC	**Collection Date:**	6/9/2015 8:07:00 AM
Lab ID:	1506C34-023	**Matrix:**	Soil

Analyses	Result	Reporting Limit	Qual	Units	BatchID	Dilution Factor	Date Analyzed	Analyst
TCL-SEMIVOLATILE ORGANICS SW8270D				**(SW3550C)**				
Bis(2-ethylhexyl)phthalate	1600	400		ug/Kg-dry	208413	1	06/12/2015 19:06	YH
Butyl benzyl phthalate	BRL	400		ug/Kg-dry	208413	1	06/12/2015 19:06	YH
Caprolactam	BRL	400		ug/Kg-dry	208413	1	06/12/2015 19:06	YH
Carbazole	BRL	400		ug/Kg-dry	208413	1	06/12/2015 19:06	YH
Chrysene	BRL	400		ug/Kg-dry	208413	1	06/12/2015 19:06	YH
Di-n-butyl phthalate	BRL	400		ug/Kg-dry	208413	1	06/12/2015 19:06	YH
Di-n-octyl phthalate	BRL	400		ug/Kg-dry	208413	1	06/12/2015 19:06	YH
Dibenz(a,h)anthracene	BRL	400		ug/Kg-dry	208413	1	06/12/2015 19:06	YH
Dibenzofuran	BRL	400		ug/Kg-dry	208413	1	06/12/2015 19:06	YH
Diethyl phthalate	BRL	400		ug/Kg-dry	208413	1	06/12/2015 19:06	YH
Dimethyl phthalate	BRL	400		ug/Kg-dry	208413	1	06/12/2015 19:06	YH
Fluoranthene	BRL	400		ug/Kg-dry	208413	1	06/12/2015 19:06	YH
Fluorene	BRL	400		ug/Kg-dry	208413	1	06/12/2015 19:06	YH
Hexachlorobenzene	BRL	400		ug/Kg-dry	208413	1	06/12/2015 19:06	YH
Hexachlorobutadiene	BRL	400		ug/Kg-dry	208413	1	06/12/2015 19:06	YH
Hexachlorocyclopentadiene	BRL	790		ug/Kg-dry	208413	1	06/12/2015 19:06	YH
Hexachloroethane	BRL	400		ug/Kg-dry	208413	1	06/12/2015 19:06	YH
Indeno(1,2,3-cd)pyrene	BRL	400		ug/Kg-dry	208413	1	06/12/2015 19:06	YH
Isophorone	BRL	400		ug/Kg-dry	208413	1	06/12/2015 19:06	YH
N-Nitrosodi-n-propylamine	BRL	400		ug/Kg-dry	208413	1	06/12/2015 19:06	YH
N-Nitrosodiphenylamine	BRL	400		ug/Kg-dry	208413	1	06/12/2015 19:06	YH
Naphthalene	BRL	400		ug/Kg-dry	208413	1	06/12/2015 19:06	YH
Nitrobenzene	BRL	400		ug/Kg-dry	208413	1	06/12/2015 19:06	YH
Pentachlorophenol	BRL	2000		ug/Kg-dry	208413	1	06/12/2015 19:06	YH
Phenanthrene	BRL	400		ug/Kg-dry	208413	1	06/12/2015 19:06	YH
Phenol	BRL	400		ug/Kg-dry	208413	1	06/12/2015 19:06	YH
Pyrene	BRL	400		ug/Kg-dry	208413	1	06/12/2015 19:06	YH
Surr: 2,4,6-Tribromophenol	85.2	41-128		%REC	208413	1	06/12/2015 19:06	YH
Surr: 2-Fluorobiphenyl	83.8	47-120		%REC	208413	1	06/12/2015 19:06	YH
Surr: 2-Fluorophenol	78.1	38.3-120		%REC	208413	1	06/12/2015 19:06	YH
Surr: 4-Terphenyl-d14	82.8	51.4-125		%REC	208413	1	06/12/2015 19:06	YH
Surr: Nitrobenzene-d5	73.1	40.1-120		%REC	208413	1	06/12/2015 19:06	YH
Surr: Phenol-d5	96.5	40.3-120		%REC	208413	1	06/12/2015 19:06	YH
TCL VOLATILE ORGANICS SW8260B				**(SW5035)**				
1,1,1-Trichloroethane	BRL	2.6		ug/Kg-dry	208832	1	06/15/2015 18:46	CG
1,1,2,2-Tetrachloroethane	BRL	2.6		ug/Kg-dry	208832	1	06/15/2015 18:46	CG
1,1,2-Trichloroethane	BRL	2.6		ug/Kg-dry	208832	1	06/15/2015 18:46	CG
1,1-Dichloroethane	BRL	2.6		ug/Kg-dry	208832	1	06/15/2015 18:46	CG
1,1-Dichloroethene	BRL	2.6		ug/Kg-dry	208832	1	06/15/2015 18:46	CG
1,2,4-Trichlorobenzene	BRL	2.6		ug/Kg-dry	208832	1	06/15/2015 18:46	CG

Qualifiers:

- * Value exceeds maximum contaminant level
- BRL Below reporting limit
- H Holding times for preparation or analysis exceeded
- N Analyte not NELAC certified
- B Analyte detected in the associated method blank
- > Greater than Result value
- E Estimated (value above quantitation range)
- S Spike Recovery outside limits due to matrix
- Narr See case narrative
- NC Not confirmed
- < Less than Result value
- J Estimated value detected below Reporting Limit

Analytical Environmental Services, Inc **Date:** 19-Jun-15

Client:	Environmental Planning Specialists, Inc.	**Client Sample ID:**	15160-SB-11-2
Project Name:	PPC	**Collection Date:**	6/9/2015 8:07:00 AM
Lab ID:	1506C34-023	**Matrix:**	Soil

Analyses	Result	Reporting Limit	Qual	Units	BatchID	Dilution Factor	Date Analyzed	Analyst
TCL VOLATILE ORGANICS SW8260B				**(SW5035)**				
1,2-Dibromo-3-chloropropane	BRL	2.6		ug/Kg-dry	208832	1	06/15/2015 18:46	CG
1,2-Dibromoethane	BRL	2.6		ug/Kg-dry	208832	1	06/15/2015 18:46	CG
1,2-Dichlorobenzene	BRL	2.6		ug/Kg-dry	208832	1	06/15/2015 18:46	CG
1,2-Dichloroethane	BRL	2.6		ug/Kg-dry	208832	1	06/15/2015 18:46	CG
1,2-Dichloropropane	BRL	2.6		ug/Kg-dry	208832	1	06/15/2015 18:46	CG
1,3-Dichlorobenzene	BRL	2.6		ug/Kg-dry	208832	1	06/15/2015 18:46	CG
1,4-Dichlorobenzene	BRL	2.6		ug/Kg-dry	208832	1	06/15/2015 18:46	CG
2-Butanone	76	26		ug/Kg-dry	208832	1	06/15/2015 18:46	CG
2-Hexanone	9.3	5.1		ug/Kg-dry	208832	1	06/15/2015 18:46	CG
4-Methyl-2-pentanone	23	5.1		ug/Kg-dry	208832	1	06/15/2015 18:46	CG
Acetone	600	490		ug/Kg-dry	208908	50	06/17/2015 01:14	AR
Benzene	BRL	2.6		ug/Kg-dry	208832	1	06/15/2015 18:46	CG
Bromodichloromethane	BRL	2.6		ug/Kg-dry	208832	1	06/15/2015 18:46	CG
Bromoform	BRL	2.6		ug/Kg-dry	208832	1	06/15/2015 18:46	CG
Bromomethane	BRL	2.6		ug/Kg-dry	208832	1	06/15/2015 18:46	CG
Carbon disulfide	BRL	5.1		ug/Kg-dry	208832	1	06/15/2015 18:46	CG
Carbon tetrachloride	BRL	2.6		ug/Kg-dry	208832	1	06/15/2015 18:46	CG
Chlorobenzene	BRL	2.6		ug/Kg-dry	208832	1	06/15/2015 18:46	CG
Chloroethane	BRL	5.1		ug/Kg-dry	208832	1	06/15/2015 18:46	CG
Chloroform	BRL	2.6		ug/Kg-dry	208832	1	06/15/2015 18:46	CG
Chloromethane	BRL	5.1		ug/Kg-dry	208832	1	06/15/2015 18:46	CG
cis-1,2-Dichloroethene	BRL	2.6		ug/Kg-dry	208832	1	06/15/2015 18:46	CG
cis-1,3-Dichloropropene	BRL	2.6		ug/Kg-dry	208832	1	06/15/2015 18:46	CG
Cyclohexane	BRL	2.6		ug/Kg-dry	208832	1	06/15/2015 18:46	CG
Dibromochloromethane	BRL	2.6		ug/Kg-dry	208832	1	06/15/2015 18:46	CG
Dichlorodifluoromethane	BRL	5.1		ug/Kg-dry	208832	1	06/15/2015 18:46	CG
Ethylbenzene	BRL	2.6		ug/Kg-dry	208832	1	06/15/2015 18:46	CG
Freon-113	BRL	5.1		ug/Kg-dry	208832	1	06/15/2015 18:46	CG
Isopropylbenzene	BRL	2.6		ug/Kg-dry	208832	1	06/15/2015 18:46	CG
m,p-Xylene	BRL	2.6		ug/Kg-dry	208832	1	06/15/2015 18:46	CG
Methyl acetate	BRL	2.6		ug/Kg-dry	208832	1	06/15/2015 18:46	CG
Methyl tert-butyl ether	BRL	2.6		ug/Kg-dry	208832	1	06/15/2015 18:46	CG
Methylcyclohexane	BRL	2.6		ug/Kg-dry	208832	1	06/15/2015 18:46	CG
Methylene chloride	BRL	10		ug/Kg-dry	208832	1	06/15/2015 18:46	CG
o-Xylene	BRL	2.6		ug/Kg-dry	208832	1	06/15/2015 18:46	CG
Styrene	BRL	2.6		ug/Kg-dry	208832	1	06/15/2015 18:46	CG
Tetrachloroethene	BRL	2.6		ug/Kg-dry	208832	1	06/15/2015 18:46	CG
Toluene	140	120		ug/Kg-dry	208908	50	06/17/2015 01:14	AR
trans-1,2-Dichloroethene	BRL	2.6		ug/Kg-dry	208832	1	06/15/2015 18:46	CG
trans-1,3-Dichloropropene	BRL	2.6		ug/Kg-dry	208832	1	06/15/2015 18:46	CG
Trichloroethene	BRL	2.6		ug/Kg-dry	208832	1	06/15/2015 18:46	CG

Qualifiers:

- * Value exceeds maximum contaminant level
- BRL Below reporting limit
- H Holding times for preparation or analysis exceeded
- N Analyte not NELAC certified
- B Analyte detected in the associated method blank
- > Greater than Result value
- E Estimated (value above quantitation range)
- S Spike Recovery outside limits due to matrix
- Narr See case narrative
- NC Not confirmed
- < Less than Result value
- J Estimated value detected below Reporting Limit

Analytical Environmental Services, Inc **Date:** 19-Jun-15

Client:	Environmental Planning Specialists, Inc.	**Client Sample ID:**	15160-SB-11-2
Project Name:	PPC	**Collection Date:**	6/9/2015 8:07:00 AM
Lab ID:	1506C34-023	**Matrix:**	Soil

Analyses	Result	Reporting Limit	Qual	Units	BatchID	Dilution Factor	Date Analyzed	Analyst
TCL VOLATILE ORGANICS SW8260B				**(SW5035)**				
Trichlorofluoromethane	BRL	2.6		ug/Kg-dry	208832	1	06/15/2015 18:46	CG
Vinyl chloride	BRL	5.1		ug/Kg-dry	208832	1	06/15/2015 18:46	CG
Surr: 4-Bromofluorobenzene	85.8	70-128		%REC	208908	50	06/17/2015 01:14	AR
Surr: 4-Bromofluorobenzene	94.6	70-128		%REC	208832	1	06/15/2015 18:46	CG
Surr: Dibromofluoromethane	93.9	78.2-128		%REC	208908	50	06/17/2015 01:14	AR
Surr: Dibromofluoromethane	101	78.2-128		%REC	208832	1	06/15/2015 18:46	CG
Surr: Toluene-d8	98.8	76.5-116		%REC	208908	50	06/17/2015 01:14	AR
Surr: Toluene-d8	97.7	76.5-116		%REC	208832	1	06/15/2015 18:46	CG
METALS, TOTAL SW6010C				**(SW3050B)**				
Arsenic	BRL	5.55		mg/Kg-dry	208707	1	06/13/2015 02:56	TA
Barium	18.9	5.55		mg/Kg-dry	208707	1	06/13/2015 02:56	TA
Cadmium	BRL	2.78		mg/Kg-dry	208707	1	06/13/2015 02:56	TA
Chromium	2.79	2.78		mg/Kg-dry	208707	1	06/13/2015 02:56	TA
Lead	8.87	5.55		mg/Kg-dry	208707	1	06/13/2015 02:56	TA
Nickel	BRL	5.55		mg/Kg-dry	208707	1	06/13/2015 02:56	TA
Phosphorus	66.2	27.8		mg/Kg-dry	208707	1	06/15/2015 17:23	IO
Selenium	BRL	5.55		mg/Kg-dry	208707	1	06/13/2015 02:56	TA
Silver	BRL	2.78		mg/Kg-dry	208707	1	06/13/2015 02:56	TA
Zinc	5.98	5.55		mg/Kg-dry	208707	1	06/13/2015 02:56	TA
PERCENT MOISTURE D2216								
Percent Moisture	17.0	0		wt%	R293980	1	06/16/2015 10:00	PF

Qualifiers:

*	Value exceeds maximum contaminant level	E	Estimated (value above quantitation range)
BRL	Below reporting limit	S	Spike Recovery outside limits due to matrix
H	Holding times for preparation or analysis exceeded	Narr	See case narrative
N	Analyte not NELAC certified	NC	Not confirmed
B	Analyte detected in the associated method blank	<	Less than Result value
>	Greater than Result value	J	Estimated value detected below Reporting Limit

Analytical Environmental Services, Inc **Date:** 19-Jun-15

Client:	Environmental Planning Specialists, Inc.	**Client Sample ID:**	15159-SB-12-2
Project Name:	PPC	**Collection Date:**	6/8/2015 1:35:00 PM
Lab ID:	1506C34-024	**Matrix:**	Soil

Analyses	Result	Reporting Limit	Qual	Units	BatchID	Dilution Factor	Date Analyzed	Analyst
TOTAL MERCURY SW7471B				**(SW7471B)**				
Mercury	BRL	0.117		mg/Kg-dry	208773	1	06/15/2015 16:46	TA
TCL-SEMIVOLATILE ORGANICS SW8270D				**(SW3550C)**				
1,1´-Biphenyl	BRL	400		ug/Kg-dry	208413	1	06/12/2015 19:32	YH
2,4,5-Trichlorophenol	BRL	2100		ug/Kg-dry	208413	1	06/12/2015 19:32	YH
2,4,6-Trichlorophenol	BRL	400		ug/Kg-dry	208413	1	06/12/2015 19:32	YH
2,4-Dichlorophenol	BRL	400		ug/Kg-dry	208413	1	06/12/2015 19:32	YH
2,4-Dimethylphenol	BRL	400		ug/Kg-dry	208413	1	06/12/2015 19:32	YH
2,4-Dinitrophenol	BRL	2100		ug/Kg-dry	208413	1	06/12/2015 19:32	YH
2,4-Dinitrotoluene	BRL	400		ug/Kg-dry	208413	1	06/12/2015 19:32	YH
2,6-Dinitrotoluene	BRL	400		ug/Kg-dry	208413	1	06/12/2015 19:32	YH
2-Chloronaphthalene	BRL	400		ug/Kg-dry	208413	1	06/12/2015 19:32	YH
2-Chlorophenol	BRL	400		ug/Kg-dry	208413	1	06/12/2015 19:32	YH
2-Methylnaphthalene	BRL	400		ug/Kg-dry	208413	1	06/12/2015 19:32	YH
2-Methylphenol	BRL	400		ug/Kg-dry	208413	1	06/12/2015 19:32	YH
2-Nitroaniline	BRL	2100		ug/Kg-dry	208413	1	06/12/2015 19:32	YH
2-Nitrophenol	BRL	400		ug/Kg-dry	208413	1	06/12/2015 19:32	YH
3,3´-Dichlorobenzidine	BRL	810		ug/Kg-dry	208413	1	06/12/2015 19:32	YH
3-Nitroaniline	BRL	2100		ug/Kg-dry	208413	1	06/12/2015 19:32	YH
4,6-Dinitro-2-methylphenol	BRL	2100		ug/Kg-dry	208413	1	06/12/2015 19:32	YH
4-Bromophenyl phenyl ether	BRL	400		ug/Kg-dry	208413	1	06/12/2015 19:32	YH
4-Chloro-3-methylphenol	BRL	400		ug/Kg-dry	208413	1	06/12/2015 19:32	YH
4-Chloroaniline	BRL	400		ug/Kg-dry	208413	1	06/12/2015 19:32	YH
4-Chlorophenyl phenyl ether	BRL	400		ug/Kg-dry	208413	1	06/12/2015 19:32	YH
4-Methylphenol	BRL	400		ug/Kg-dry	208413	1	06/12/2015 19:32	YH
4-Nitroaniline	BRL	2100		ug/Kg-dry	208413	1	06/12/2015 19:32	YH
4-Nitrophenol	BRL	2100		ug/Kg-dry	208413	1	06/12/2015 19:32	YH
Acenaphthene	BRL	400		ug/Kg-dry	208413	1	06/12/2015 19:32	YH
Acenaphthylene	BRL	400		ug/Kg-dry	208413	1	06/12/2015 19:32	YH
Acetophenone	BRL	400		ug/Kg-dry	208413	1	06/12/2015 19:32	YH
Anthracene	BRL	400		ug/Kg-dry	208413	1	06/12/2015 19:32	YH
Atrazine	BRL	400		ug/Kg-dry	208413	1	06/12/2015 19:32	YH
Benz(a)anthracene	BRL	400		ug/Kg-dry	208413	1	06/12/2015 19:32	YH
Benzaldehyde	BRL	400		ug/Kg-dry	208413	1	06/12/2015 19:32	YH
Benzo(a)pyrene	BRL	400		ug/Kg-dry	208413	1	06/12/2015 19:32	YH
Benzo(b)fluoranthene	BRL	400		ug/Kg-dry	208413	1	06/12/2015 19:32	YH
Benzo(g,h,i)perylene	BRL	400		ug/Kg-dry	208413	1	06/12/2015 19:32	YH
Benzo(k)fluoranthene	BRL	400		ug/Kg-dry	208413	1	06/12/2015 19:32	YH
Bis(2-chloroethoxy)methane	BRL	400		ug/Kg-dry	208413	1	06/12/2015 19:32	YH
Bis(2-chloroethyl)ether	BRL	400		ug/Kg-dry	208413	1	06/12/2015 19:32	YH
Bis(2-chloroisopropyl)ether	BRL	400		ug/Kg-dry	208413	1	06/12/2015 19:32	YH

Qualifiers:

- * Value exceeds maximum contaminant level
- BRL Below reporting limit
- H Holding times for preparation or analysis exceeded
- N Analyte not NELAC certified
- B Analyte detected in the associated method blank
- > Greater than Result value
- E Estimated (value above quantitation range)
- S Spike Recovery outside limits due to matrix
- Narr See case narrative
- NC Not confirmed
- < Less than Result value
- J Estimated value detected below Reporting Limit

Analytical Environmental Services, Inc **Date:** 19-Jun-15

Client:	Environmental Planning Specialists, Inc.	**Client Sample ID:**	15159-SB-12-2
Project Name:	PPC	**Collection Date:**	6/8/2015 1:35:00 PM
Lab ID:	1506C34-024	**Matrix:**	Soil

Analyses	Result	Reporting Limit	Qual	Units	BatchID	Dilution Factor	Date Analyzed	Analyst
TCL-SEMIVOLATILE ORGANICS SW8270D				**(SW3550C)**				
Bis(2-ethylhexyl)phthalate	BRL	400		ug/Kg-dry	208413	1	06/12/2015 19:32	YH
Butyl benzyl phthalate	BRL	400		ug/Kg-dry	208413	1	06/12/2015 19:32	YH
Caprolactam	BRL	400		ug/Kg-dry	208413	1	06/12/2015 19:32	YH
Carbazole	BRL	400		ug/Kg-dry	208413	1	06/12/2015 19:32	YH
Chrysene	BRL	400		ug/Kg-dry	208413	1	06/12/2015 19:32	YH
Di-n-butyl phthalate	BRL	400		ug/Kg-dry	208413	1	06/12/2015 19:32	YH
Di-n-octyl phthalate	BRL	400		ug/Kg-dry	208413	1	06/12/2015 19:32	YH
Dibenz(a,h)anthracene	BRL	400		ug/Kg-dry	208413	1	06/12/2015 19:32	YH
Dibenzofuran	BRL	400		ug/Kg-dry	208413	1	06/12/2015 19:32	YH
Diethyl phthalate	BRL	400		ug/Kg-dry	208413	1	06/12/2015 19:32	YH
Dimethyl phthalate	BRL	400		ug/Kg-dry	208413	1	06/12/2015 19:32	YH
Fluoranthene	BRL	400		ug/Kg-dry	208413	1	06/12/2015 19:32	YH
Fluorene	BRL	400		ug/Kg-dry	208413	1	06/12/2015 19:32	YH
Hexachlorobenzene	BRL	400		ug/Kg-dry	208413	1	06/12/2015 19:32	YH
Hexachlorobutadiene	BRL	400		ug/Kg-dry	208413	1	06/12/2015 19:32	YH
Hexachlorocyclopentadiene	BRL	800		ug/Kg-dry	208413	1	06/12/2015 19:32	YH
Hexachloroethane	BRL	400		ug/Kg-dry	208413	1	06/12/2015 19:32	YH
Indeno(1,2,3-cd)pyrene	BRL	400		ug/Kg-dry	208413	1	06/12/2015 19:32	YH
Isophorone	BRL	400		ug/Kg-dry	208413	1	06/12/2015 19:32	YH
N-Nitrosodi-n-propylamine	BRL	400		ug/Kg-dry	208413	1	06/12/2015 19:32	YH
N-Nitrosodiphenylamine	BRL	400		ug/Kg-dry	208413	1	06/12/2015 19:32	YH
Naphthalene	BRL	400		ug/Kg-dry	208413	1	06/12/2015 19:32	YH
Nitrobenzene	BRL	400		ug/Kg-dry	208413	1	06/12/2015 19:32	YH
Pentachlorophenol	BRL	2100		ug/Kg-dry	208413	1	06/12/2015 19:32	YH
Phenanthrene	BRL	400		ug/Kg-dry	208413	1	06/12/2015 19:32	YH
Phenol	BRL	400		ug/Kg-dry	208413	1	06/12/2015 19:32	YH
Pyrene	BRL	400		ug/Kg-dry	208413	1	06/12/2015 19:32	YH
Surr: 2,4,6-Tribromophenol	82	41-128		%REC	208413	1	06/12/2015 19:32	YH
Surr: 2-Fluorobiphenyl	78.8	47-120		%REC	208413	1	06/12/2015 19:32	YH
Surr: 2-Fluorophenol	78.7	38.3-120		%REC	208413	1	06/12/2015 19:32	YH
Surr: 4-Terphenyl-d14	84	51.4-125		%REC	208413	1	06/12/2015 19:32	YH
Surr: Nitrobenzene-d5	68.6	40.1-120		%REC	208413	1	06/12/2015 19:32	YH
Surr: Phenol-d5	94.1	40.3-120		%REC	208413	1	06/12/2015 19:32	YH
TCL VOLATILE ORGANICS SW8260B				**(SW5035)**				
1,1,1-Trichloroethane	BRL	3.0		ug/Kg-dry	208832	1	06/16/2015 13:52	CG
1,1,2,2-Tetrachloroethane	BRL	3.0		ug/Kg-dry	208832	1	06/16/2015 13:52	CG
1,1,2-Trichloroethane	BRL	3.0		ug/Kg-dry	208832	1	06/16/2015 13:52	CG
1,1-Dichloroethane	BRL	3.0		ug/Kg-dry	208832	1	06/16/2015 13:52	CG
1,1-Dichloroethene	BRL	3.0		ug/Kg-dry	208832	1	06/16/2015 13:52	CG
1,2,4-Trichlorobenzene	BRL	3.0		ug/Kg-dry	208832	1	06/16/2015 13:52	CG

Qualifiers:

- * Value exceeds maximum contaminant level
- BRL Below reporting limit
- H Holding times for preparation or analysis exceeded
- N Analyte not NELAC certified
- B Analyte detected in the associated method blank
- > Greater than Result value
- E Estimated (value above quantitation range)
- S Spike Recovery outside limits due to matrix
- Narr See case narrative
- NC Not confirmed
- < Less than Result value
- J Estimated value detected below Reporting Limit

Analytical Environmental Services, Inc **Date:** 19-Jun-15

Client:	Environmental Planning Specialists, Inc.	**Client Sample ID:**	15159-SB-12-2
Project Name:	PPC	**Collection Date:**	6/8/2015 1:35:00 PM
Lab ID:	1506C34-024	**Matrix:**	Soil

Analyses	Result	Reporting Limit	Qual	Units	BatchID	Dilution Factor	Date Analyzed	Analyst
TCL VOLATILE ORGANICS SW8260B				**(SW5035)**				
1,2-Dibromo-3-chloropropane	BRL	3.0		ug/Kg-dry	208832	1	06/16/2015 13:52	CG
1,2-Dibromoethane	BRL	3.0		ug/Kg-dry	208832	1	06/16/2015 13:52	CG
1,2-Dichlorobenzene	BRL	3.0		ug/Kg-dry	208832	1	06/16/2015 13:52	CG
1,2-Dichloroethane	BRL	3.0		ug/Kg-dry	208832	1	06/16/2015 13:52	CG
1,2-Dichloropropane	BRL	3.0		ug/Kg-dry	208832	1	06/16/2015 13:52	CG
1,3-Dichlorobenzene	BRL	3.0		ug/Kg-dry	208832	1	06/16/2015 13:52	CG
1,4-Dichlorobenzene	BRL	3.0		ug/Kg-dry	208832	1	06/16/2015 13:52	CG
2-Butanone	BRL	30		ug/Kg-dry	208832	1	06/16/2015 13:52	CG
2-Hexanone	BRL	6.1		ug/Kg-dry	208832	1	06/16/2015 13:52	CG
4-Methyl-2-pentanone	BRL	6.1		ug/Kg-dry	208832	1	06/16/2015 13:52	CG
Acetone	86	61		ug/Kg-dry	208832	1	06/16/2015 13:52	CG
Benzene	BRL	3.0		ug/Kg-dry	208832	1	06/16/2015 13:52	CG
Bromodichloromethane	BRL	3.0		ug/Kg-dry	208832	1	06/16/2015 13:52	CG
Bromoform	BRL	3.0		ug/Kg-dry	208832	1	06/16/2015 13:52	CG
Bromomethane	BRL	3.0		ug/Kg-dry	208832	1	06/16/2015 13:52	CG
Carbon disulfide	BRL	6.1		ug/Kg-dry	208832	1	06/16/2015 13:52	CG
Carbon tetrachloride	BRL	3.0		ug/Kg-dry	208832	1	06/16/2015 13:52	CG
Chlorobenzene	BRL	3.0		ug/Kg-dry	208832	1	06/16/2015 13:52	CG
Chloroethane	BRL	6.1		ug/Kg-dry	208832	1	06/16/2015 13:52	CG
Chloroform	BRL	3.0		ug/Kg-dry	208832	1	06/16/2015 13:52	CG
Chloromethane	BRL	6.1		ug/Kg-dry	208832	1	06/16/2015 13:52	CG
cis-1,2-Dichloroethene	BRL	3.0		ug/Kg-dry	208832	1	06/16/2015 13:52	CG
cis-1,3-Dichloropropene	BRL	3.0		ug/Kg-dry	208832	1	06/16/2015 13:52	CG
Cyclohexane	BRL	3.0		ug/Kg-dry	208832	1	06/16/2015 13:52	CG
Dibromochloromethane	BRL	3.0		ug/Kg-dry	208832	1	06/16/2015 13:52	CG
Dichlorodifluoromethane	BRL	6.1		ug/Kg-dry	208832	1	06/16/2015 13:52	CG
Ethylbenzene	BRL	3.0		ug/Kg-dry	208832	1	06/16/2015 13:52	CG
Freon-113	BRL	6.1		ug/Kg-dry	208832	1	06/16/2015 13:52	CG
Isopropylbenzene	BRL	3.0		ug/Kg-dry	208832	1	06/16/2015 13:52	CG
m,p-Xylene	BRL	3.0		ug/Kg-dry	208832	1	06/16/2015 13:52	CG
Methyl acetate	BRL	3.0		ug/Kg-dry	208832	1	06/16/2015 13:52	CG
Methyl tert-butyl ether	BRL	3.0		ug/Kg-dry	208832	1	06/16/2015 13:52	CG
Methylcyclohexane	BRL	3.0		ug/Kg-dry	208832	1	06/16/2015 13:52	CG
Methylene chloride	BRL	12		ug/Kg-dry	208832	1	06/16/2015 13:52	CG
o-Xylene	BRL	3.0		ug/Kg-dry	208832	1	06/16/2015 13:52	CG
Styrene	BRL	3.0		ug/Kg-dry	208832	1	06/16/2015 13:52	CG
Tetrachloroethene	BRL	3.0		ug/Kg-dry	208832	1	06/16/2015 13:52	CG
Toluene	BRL	3.0		ug/Kg-dry	208832	1	06/16/2015 13:52	CG
trans-1,2-Dichloroethene	BRL	3.0		ug/Kg-dry	208832	1	06/16/2015 13:52	CG
trans-1,3-Dichloropropene	BRL	3.0		ug/Kg-dry	208832	1	06/16/2015 13:52	CG
Trichloroethene	BRL	3.0		ug/Kg-dry	208832	1	06/16/2015 13:52	CG

Qualifiers:

- * Value exceeds maximum contaminant level
- BRL Below reporting limit
- H Holding times for preparation or analysis exceeded
- N Analyte not NELAC certified
- B Analyte detected in the associated method blank
- > Greater than Result value
- E Estimated (value above quantitation range)
- S Spike Recovery outside limits due to matrix
- Narr See case narrative
- NC Not confirmed
- < Less than Result value
- J Estimated value detected below Reporting Limit

Analytical Environmental Services, Inc **Date:** 19-Jun-15

Client:	Environmental Planning Specialists, Inc.	**Client Sample ID:**	15159-SB-12-2
Project Name:	PPC	**Collection Date:**	6/8/2015 1:35:00 PM
Lab ID:	1506C34-024	**Matrix:**	Soil

Analyses	Result	Reporting Limit	Qual	Units	BatchID	Dilution Factor	Date Analyzed	Analyst
TCL VOLATILE ORGANICS SW8260B				**(SW5035)**				
Trichlorofluoromethane	BRL	3.0		ug/Kg-dry	208832	1	06/16/2015 13:52	CG
Vinyl chloride	BRL	6.1		ug/Kg-dry	208832	1	06/16/2015 13:52	CG
Surr: 4-Bromofluorobenzene	79	70-128		%REC	208832	1	06/16/2015 13:52	CG
Surr: Dibromofluoromethane	95.7	78.2-128		%REC	208832	1	06/16/2015 13:52	CG
Surr: Toluene-d8	98.4	76.5-116		%REC	208832	1	06/16/2015 13:52	CG
METALS, TOTAL SW6010C				**(SW3050B)**				
Arsenic	BRL	5.89		mg/Kg-dry	208707	1	06/13/2015 02:59	TA
Barium	22.2	5.89		mg/Kg-dry	208707	1	06/13/2015 02:59	TA
Cadmium	BRL	2.94		mg/Kg-dry	208707	1	06/13/2015 02:59	TA
Chromium	4.86	2.94		mg/Kg-dry	208707	1	06/13/2015 02:59	TA
Lead	11.1	5.89		mg/Kg-dry	208707	1	06/13/2015 02:59	TA
Nickel	BRL	5.89		mg/Kg-dry	208707	1	06/13/2015 02:59	TA
Phosphorus	120	29.4		mg/Kg-dry	208707	1	06/15/2015 17:26	IO
Selenium	BRL	5.89		mg/Kg-dry	208707	1	06/13/2015 02:59	TA
Silver	BRL	2.94		mg/Kg-dry	208707	1	06/13/2015 02:59	TA
Zinc	17.2	5.89		mg/Kg-dry	208707	1	06/13/2015 02:59	TA
PERCENT MOISTURE D2216								
Percent Moisture	17.2	0		wt%	R293980	1	06/16/2015 10:00	PF

Qualifiers:

*	Value exceeds maximum contaminant level	E	Estimated (value above quantitation range)
BRL	Below reporting limit	S	Spike Recovery outside limits due to matrix
H	Holding times for preparation or analysis exceeded	Narr	See case narrative
N	Analyte not NELAC certified	NC	Not confirmed
B	Analyte detected in the associated method blank	<	Less than Result value
>	Greater than Result value	J	Estimated value detected below Reporting Limit

Analytical Environmental Services, Inc **Date:** 19-Jun-15

Client:	Environmental Planning Specialists, Inc.	**Client Sample ID:**	15161-DUP
Project Name:	PPC	**Collection Date:**	6/10/2015
Lab ID:	1506C34-025	**Matrix:**	Groundwater

Analyses	Result	Reporting Limit	Qual	Units	BatchID	Dilution Factor	Date Analyzed	Analyst
TCL-SEMIVOLATILE ORGANICS SW8270D				**(SW3510C)**				
1,1´-Biphenyl	BRL	10		ug/L	208676	1	06/15/2015 22:30	YH
2,4,5-Trichlorophenol	BRL	25		ug/L	208676	1	06/15/2015 22:30	YH
2,4,6-Trichlorophenol	BRL	10		ug/L	208676	1	06/15/2015 22:30	YH
2,4-Dichlorophenol	BRL	10		ug/L	208676	1	06/15/2015 22:30	YH
2,4-Dimethylphenol	BRL	10		ug/L	208676	1	06/15/2015 22:30	YH
2,4-Dinitrophenol	BRL	25		ug/L	208676	1	06/15/2015 22:30	YH
2,4-Dinitrotoluene	BRL	10		ug/L	208676	1	06/15/2015 22:30	YH
2,6-Dinitrotoluene	BRL	10		ug/L	208676	1	06/15/2015 22:30	YH
2-Chloronaphthalene	BRL	10		ug/L	208676	1	06/15/2015 22:30	YH
2-Chlorophenol	BRL	10		ug/L	208676	1	06/15/2015 22:30	YH
2-Methylnaphthalene	BRL	10		ug/L	208676	1	06/15/2015 22:30	YH
2-Methylphenol	BRL	10		ug/L	208676	1	06/15/2015 22:30	YH
2-Nitroaniline	BRL	25		ug/L	208676	1	06/15/2015 22:30	YH
2-Nitrophenol	BRL	10		ug/L	208676	1	06/15/2015 22:30	YH
3,3´-Dichlorobenzidine	BRL	10		ug/L	208676	1	06/15/2015 22:30	YH
3-Nitroaniline	BRL	25		ug/L	208676	1	06/15/2015 22:30	YH
4,6-Dinitro-2-methylphenol	BRL	25		ug/L	208676	1	06/15/2015 22:30	YH
4-Bromophenyl phenyl ether	BRL	10		ug/L	208676	1	06/15/2015 22:30	YH
4-Chloro-3-methylphenol	BRL	10		ug/L	208676	1	06/15/2015 22:30	YH
4-Chloroaniline	BRL	10		ug/L	208676	1	06/15/2015 22:30	YH
4-Chlorophenyl phenyl ether	BRL	10		ug/L	208676	1	06/15/2015 22:30	YH
4-Methylphenol	BRL	10		ug/L	208676	1	06/15/2015 22:30	YH
4-Nitroaniline	BRL	25		ug/L	208676	1	06/15/2015 22:30	YH
4-Nitrophenol	BRL	25		ug/L	208676	1	06/15/2015 22:30	YH
Acenaphthene	BRL	10		ug/L	208676	1	06/15/2015 22:30	YH
Acenaphthylene	BRL	10		ug/L	208676	1	06/15/2015 22:30	YH
Acetophenone	BRL	10		ug/L	208676	1	06/15/2015 22:30	YH
Anthracene	BRL	10		ug/L	208676	1	06/15/2015 22:30	YH
Atrazine	BRL	10		ug/L	208676	1	06/15/2015 22:30	YH
Benz(a)anthracene	BRL	10		ug/L	208676	1	06/15/2015 22:30	YH
Benzaldehyde	BRL	10		ug/L	208676	1	06/15/2015 22:30	YH
Benzo(a)pyrene	BRL	10		ug/L	208676	1	06/15/2015 22:30	YH
Benzo(b)fluoranthene	BRL	10		ug/L	208676	1	06/15/2015 22:30	YH
Benzo(g,h,i)perylene	BRL	10		ug/L	208676	1	06/15/2015 22:30	YH
Benzo(k)fluoranthene	BRL	10		ug/L	208676	1	06/15/2015 22:30	YH
Bis(2-chloroethoxy)methane	BRL	10		ug/L	208676	1	06/15/2015 22:30	YH
Bis(2-chloroethyl)ether	BRL	10		ug/L	208676	1	06/15/2015 22:30	YH
Bis(2-chloroisopropyl)ether	BRL	10		ug/L	208676	1	06/15/2015 22:30	YH
Bis(2-ethylhexyl)phthalate	BRL	10		ug/L	208676	1	06/15/2015 22:30	YH
Butyl benzyl phthalate	BRL	10		ug/L	208676	1	06/15/2015 22:30	YH
Caprolactam	BRL	10		ug/L	208676	1	06/15/2015 22:30	YH

Qualifiers:

- * Value exceeds maximum contaminant level
- BRL Below reporting limit
- H Holding times for preparation or analysis exceeded
- N Analyte not NELAC certified
- B Analyte detected in the associated method blank
- > Greater than Result value
- E Estimated (value above quantitation range)
- S Spike Recovery outside limits due to matrix
- Narr See case narrative
- NC Not confirmed
- < Less than Result value
- J Estimated value detected below Reporting Limit

Analytical Environmental Services, Inc **Date:** 19-Jun-15

Client:	Environmental Planning Specialists, Inc.	**Client Sample ID:**	15161-DUP
Project Name:	PPC	**Collection Date:**	6/10/2015
Lab ID:	1506C34-025	**Matrix:**	Groundwater

Analyses	Result	Reporting Limit	Qual	Units	BatchID	Dilution Factor	Date Analyzed	Analyst
TCL-SEMIVOLATILE ORGANICS SW8270D				**(SW3510C)**				
Carbazole	BRL	10		ug/L	208676	1	06/15/2015 22:30	YH
Chrysene	BRL	10		ug/L	208676	1	06/15/2015 22:30	YH
Di-n-butyl phthalate	BRL	10		ug/L	208676	1	06/15/2015 22:30	YH
Di-n-octyl phthalate	BRL	10		ug/L	208676	1	06/15/2015 22:30	YH
Dibenz(a,h)anthracene	BRL	10		ug/L	208676	1	06/15/2015 22:30	YH
Dibenzofuran	BRL	10		ug/L	208676	1	06/15/2015 22:30	YH
Diethyl phthalate	BRL	10		ug/L	208676	1	06/15/2015 22:30	YH
Dimethyl phthalate	BRL	10		ug/L	208676	1	06/15/2015 22:30	YH
Fluoranthene	BRL	10		ug/L	208676	1	06/15/2015 22:30	YH
Fluorene	BRL	10		ug/L	208676	1	06/15/2015 22:30	YH
Hexachlorobenzene	BRL	10		ug/L	208676	1	06/15/2015 22:30	YH
Hexachlorobutadiene	BRL	10		ug/L	208676	1	06/15/2015 22:30	YH
Hexachlorocyclopentadiene	BRL	10		ug/L	208676	1	06/15/2015 22:30	YH
Hexachloroethane	BRL	10		ug/L	208676	1	06/15/2015 22:30	YH
Indeno(1,2,3-cd)pyrene	BRL	10		ug/L	208676	1	06/15/2015 22:30	YH
Isophorone	BRL	10		ug/L	208676	1	06/15/2015 22:30	YH
N-Nitrosodi-n-propylamine	BRL	10		ug/L	208676	1	06/15/2015 22:30	YH
N-Nitrosodiphenylamine	BRL	10		ug/L	208676	1	06/15/2015 22:30	YH
Naphthalene	BRL	10		ug/L	208676	1	06/15/2015 22:30	YH
Nitrobenzene	BRL	10		ug/L	208676	1	06/15/2015 22:30	YH
Pentachlorophenol	BRL	25		ug/L	208676	1	06/15/2015 22:30	YH
Phenanthrene	BRL	10		ug/L	208676	1	06/15/2015 22:30	YH
Phenol	BRL	10		ug/L	208676	1	06/15/2015 22:30	YH
Pyrene	BRL	10		ug/L	208676	1	06/15/2015 22:30	YH
Surr: 2,4,6-Tribromophenol	89	52-133		%REC	208676	1	06/15/2015 22:30	YH
Surr: 2-Fluorobiphenyl	85.7	50-121		%REC	208676	1	06/15/2015 22:30	YH
Surr: 2-Fluorophenol	60.1	27.5-120		%REC	208676	1	06/15/2015 22:30	YH
Surr: 4-Terphenyl-d14	80.8	46.3-137		%REC	208676	1	06/15/2015 22:30	YH
Surr: Nitrobenzene-d5	78.4	41.2-121		%REC	208676	1	06/15/2015 22:30	YH
Surr: Phenol-d5	46.4	14.3-120		%REC	208676	1	06/15/2015 22:30	YH
TCL VOLATILE ORGANICS SW8260B				**(SW5030B)**				
1,1,1-Trichloroethane	BRL	5.0		ug/L	208771	1	06/13/2015 19:53	GK
1,1,2,2-Tetrachloroethane	BRL	5.0		ug/L	208771	1	06/13/2015 19:53	GK
1,1,2-Trichloroethane	BRL	5.0		ug/L	208771	1	06/13/2015 19:53	GK
1,1-Dichloroethane	BRL	5.0		ug/L	208771	1	06/13/2015 19:53	GK
1,1-Dichloroethene	BRL	5.0		ug/L	208771	1	06/13/2015 19:53	GK
1,2,4-Trichlorobenzene	BRL	5.0		ug/L	208771	1	06/13/2015 19:53	GK
1,2-Dibromo-3-chloropropane	BRL	5.0		ug/L	208771	1	06/13/2015 19:53	GK
1,2-Dibromoethane	BRL	5.0		ug/L	208771	1	06/13/2015 19:53	GK
1,2-Dichlorobenzene	BRL	5.0		ug/L	208771	1	06/13/2015 19:53	GK

Qualifiers:

- * Value exceeds maximum contaminant level
- BRL Below reporting limit
- H Holding times for preparation or analysis exceeded
- N Analyte not NELAC certified
- B Analyte detected in the associated method blank
- > Greater than Result value
- E Estimated (value above quantitation range)
- S Spike Recovery outside limits due to matrix
- Narr See case narrative
- NC Not confirmed
- < Less than Result value
- J Estimated value detected below Reporting Limit

Analytical Environmental Services, Inc **Date:** 19-Jun-15

Client:	Environmental Planning Specialists, Inc.	**Client Sample ID:**	15161-DUP
Project Name:	PPC	**Collection Date:**	6/10/2015
Lab ID:	1506C34-025	**Matrix:**	Groundwater

Analyses	Result	Reporting Limit	Qual	Units	BatchID	Dilution Factor	Date Analyzed	Analyst
TCL VOLATILE ORGANICS SW8260B				**(SW5030B)**				
1,2-Dichloroethane	BRL	5.0		ug/L	208771	1	06/13/2015 19:53	GK
1,2-Dichloropropane	BRL	5.0		ug/L	208771	1	06/13/2015 19:53	GK
1,3-Dichlorobenzene	BRL	5.0		ug/L	208771	1	06/13/2015 19:53	GK
1,4-Dichlorobenzene	BRL	5.0		ug/L	208771	1	06/13/2015 19:53	GK
2-Butanone	BRL	50		ug/L	208771	1	06/13/2015 19:53	GK
2-Hexanone	BRL	10		ug/L	208771	1	06/13/2015 19:53	GK
4-Methyl-2-pentanone	BRL	10		ug/L	208771	1	06/13/2015 19:53	GK
Acetone	BRL	50		ug/L	208771	1	06/13/2015 19:53	GK
Benzene	BRL	5.0		ug/L	208771	1	06/13/2015 19:53	GK
Bromodichloromethane	BRL	5.0		ug/L	208771	1	06/13/2015 19:53	GK
Bromoform	BRL	5.0		ug/L	208771	1	06/13/2015 19:53	GK
Bromomethane	BRL	5.0		ug/L	208771	1	06/13/2015 19:53	GK
Carbon disulfide	BRL	5.0		ug/L	208771	1	06/13/2015 19:53	GK
Carbon tetrachloride	BRL	5.0		ug/L	208771	1	06/13/2015 19:53	GK
Chlorobenzene	BRL	5.0		ug/L	208771	1	06/13/2015 19:53	GK
Chloroethane	BRL	10		ug/L	208771	1	06/13/2015 19:53	GK
Chloroform	BRL	5.0		ug/L	208771	1	06/13/2015 19:53	GK
Chloromethane	BRL	10		ug/L	208771	1	06/13/2015 19:53	GK
cis-1,2-Dichloroethene	BRL	5.0		ug/L	208771	1	06/13/2015 19:53	GK
cis-1,3-Dichloropropene	BRL	5.0		ug/L	208771	1	06/13/2015 19:53	GK
Cyclohexane	BRL	5.0		ug/L	208771	1	06/13/2015 19:53	GK
Dibromochloromethane	BRL	5.0		ug/L	208771	1	06/13/2015 19:53	GK
Dichlorodifluoromethane	BRL	10		ug/L	208771	1	06/13/2015 19:53	GK
Ethylbenzene	BRL	5.0		ug/L	208771	1	06/13/2015 19:53	GK
Freon-113	BRL	10		ug/L	208771	1	06/13/2015 19:53	GK
Isopropylbenzene	BRL	5.0		ug/L	208771	1	06/13/2015 19:53	GK
m,p-Xylene	BRL	5.0		ug/L	208771	1	06/13/2015 19:53	GK
Methyl acetate	BRL	5.0		ug/L	208771	1	06/13/2015 19:53	GK
Methyl tert-butyl ether	BRL	5.0		ug/L	208771	1	06/13/2015 19:53	GK
Methylcyclohexane	BRL	5.0		ug/L	208771	1	06/13/2015 19:53	GK
Methylene chloride	BRL	5.0		ug/L	208771	1	06/13/2015 19:53	GK
o-Xylene	BRL	5.0		ug/L	208771	1	06/13/2015 19:53	GK
Styrene	BRL	5.0		ug/L	208771	1	06/13/2015 19:53	GK
Tetrachloroethene	BRL	5.0		ug/L	208771	1	06/13/2015 19:53	GK
Toluene	BRL	5.0		ug/L	208771	1	06/13/2015 19:53	GK
trans-1,2-Dichloroethene	BRL	5.0		ug/L	208771	1	06/13/2015 19:53	GK
trans-1,3-Dichloropropene	BRL	5.0		ug/L	208771	1	06/13/2015 19:53	GK
Trichloroethene	BRL	5.0		ug/L	208771	1	06/13/2015 19:53	GK
Trichlorofluoromethane	BRL	5.0		ug/L	208771	1	06/13/2015 19:53	GK
Vinyl chloride	BRL	2.0		ug/L	208771	1	06/13/2015 19:53	GK
Surr: 4-Bromofluorobenzene	92	70.6-123		%REC	208771	1	06/13/2015 19:53	GK

Qualifiers:

- * Value exceeds maximum contaminant level
- BRL Below reporting limit
- H Holding times for preparation or analysis exceeded
- N Analyte not NELAC certified
- B Analyte detected in the associated method blank
- > Greater than Result value
- E Estimated (value above quantitation range)
- S Spike Recovery outside limits due to matrix
- Narr See case narrative
- NC Not confirmed
- < Less than Result value
- J Estimated value detected below Reporting Limit

Analytical Environmental Services, Inc **Date:** 19-Jun-15

Client:	Environmental Planning Specialists, Inc.	**Client Sample ID:**	15161-DUP
Project Name:	PPC	**Collection Date:**	6/10/2015
Lab ID:	1506C34-025	**Matrix:**	Groundwater

Analyses	Result	Reporting Limit	Qual	Units	BatchID	Dilution Factor	Date Analyzed	Analyst
TCL VOLATILE ORGANICS SW8260B				**(SW5030B)**				
Surr: Dibromofluoromethane	101	78.7-124		%REC	208771	1	06/13/2015 19:53	GK
Surr: Toluene-d8	103	81.3-120		%REC	208771	1	06/13/2015 19:53	GK
Mercury, Total SW7470A				**(SW7470A)**				
Mercury	BRL	0.00020		mg/L	208854	1	06/16/2015 14:07	TA
METALS, TOTAL SW6010C				**(SW3010A)**				
Arsenic	BRL	0.0500		mg/L	208701	1	06/15/2015 19:34	IO
Barium	0.0928	0.0200		mg/L	208701	1	06/15/2015 19:34	IO
Cadmium	BRL	0.0050		mg/L	208701	1	06/15/2015 19:34	IO
Chromium	BRL	0.0100		mg/L	208701	1	06/15/2015 19:34	IO
Lead	BRL	0.0100		mg/L	208701	1	06/15/2015 19:34	IO
Nickel	BRL	0.0200		mg/L	208701	1	06/15/2015 19:34	IO
Phosphorus	BRL	0.100		mg/L	208701	1	06/18/2015 14:39	IO
Selenium	BRL	0.0200		mg/L	208701	1	06/15/2015 19:34	IO
Silver	BRL	0.0100		mg/L	208701	1	06/15/2015 19:34	IO
Zinc	0.0256	0.0200		mg/L	208701	1	06/15/2015 19:34	IO

Qualifiers:

*	Value exceeds maximum contaminant level	E	Estimated (value above quantitation range)
BRL	Below reporting limit	S	Spike Recovery outside limits due to matrix
H	Holding times for preparation or analysis exceeded	Narr	See case narrative
N	Analyte not NELAC certified	NC	Not confirmed
B	Analyte detected in the associated method blank	<	Less than Result value
>	Greater than Result value	J	Estimated value detected below Reporting Limit

Analytical Environmental Services, Inc **Date:** 19-Jun-15

Client:	Environmental Planning Specialists, Inc.	**Client Sample ID:**	15161-SD-4
Project Name:	PPC	**Collection Date:**	6/10/2015 1:41:00 PM
Lab ID:	1506C34-026	**Matrix:**	Sediment

Analyses	Result	Reporting Limit	Qual	Units	BatchID	Dilution Factor	Date Analyzed	Analyst
TOTAL MERCURY SW7471B				**(SW7471B)**				
Mercury	BRL	0.157		mg/Kg-dry	208773	1	06/15/2015 16:48	TA
TCL-SEMIVOLATILE ORGANICS SW8270D				**(SW3550C)**				
1,1´-Biphenyl	BRL	530		ug/Kg-dry	208413	1	06/12/2015 19:57	YH
2,4,5-Trichlorophenol	BRL	2700		ug/Kg-dry	208413	1	06/12/2015 19:57	YH
2,4,6-Trichlorophenol	BRL	530		ug/Kg-dry	208413	1	06/12/2015 19:57	YH
2,4-Dichlorophenol	BRL	530		ug/Kg-dry	208413	1	06/12/2015 19:57	YH
2,4-Dimethylphenol	BRL	530		ug/Kg-dry	208413	1	06/12/2015 19:57	YH
2,4-Dinitrophenol	BRL	2700		ug/Kg-dry	208413	1	06/12/2015 19:57	YH
2,4-Dinitrotoluene	BRL	530		ug/Kg-dry	208413	1	06/12/2015 19:57	YH
2,6-Dinitrotoluene	BRL	530		ug/Kg-dry	208413	1	06/12/2015 19:57	YH
2-Chloronaphthalene	BRL	530		ug/Kg-dry	208413	1	06/12/2015 19:57	YH
2-Chlorophenol	BRL	530		ug/Kg-dry	208413	1	06/12/2015 19:57	YH
2-Methylnaphthalene	BRL	530		ug/Kg-dry	208413	1	06/12/2015 19:57	YH
2-Methylphenol	BRL	530		ug/Kg-dry	208413	1	06/12/2015 19:57	YH
2-Nitroaniline	BRL	2700		ug/Kg-dry	208413	1	06/12/2015 19:57	YH
2-Nitrophenol	BRL	530		ug/Kg-dry	208413	1	06/12/2015 19:57	YH
3,3´-Dichlorobenzidine	BRL	1100		ug/Kg-dry	208413	1	06/12/2015 19:57	YH
3-Nitroaniline	BRL	2700		ug/Kg-dry	208413	1	06/12/2015 19:57	YH
4,6-Dinitro-2-methylphenol	BRL	2700		ug/Kg-dry	208413	1	06/12/2015 19:57	YH
4-Bromophenyl phenyl ether	BRL	530		ug/Kg-dry	208413	1	06/12/2015 19:57	YH
4-Chloro-3-methylphenol	BRL	530		ug/Kg-dry	208413	1	06/12/2015 19:57	YH
4-Chloroaniline	BRL	530		ug/Kg-dry	208413	1	06/12/2015 19:57	YH
4-Chlorophenyl phenyl ether	BRL	530		ug/Kg-dry	208413	1	06/12/2015 19:57	YH
4-Methylphenol	BRL	530		ug/Kg-dry	208413	1	06/12/2015 19:57	YH
4-Nitroaniline	BRL	2700		ug/Kg-dry	208413	1	06/12/2015 19:57	YH
4-Nitrophenol	BRL	2700		ug/Kg-dry	208413	1	06/12/2015 19:57	YH
Acenaphthene	BRL	530		ug/Kg-dry	208413	1	06/12/2015 19:57	YH
Acenaphthylene	BRL	530		ug/Kg-dry	208413	1	06/12/2015 19:57	YH
Acetophenone	BRL	530		ug/Kg-dry	208413	1	06/12/2015 19:57	YH
Anthracene	BRL	530		ug/Kg-dry	208413	1	06/12/2015 19:57	YH
Atrazine	BRL	530		ug/Kg-dry	208413	1	06/12/2015 19:57	YH
Benz(a)anthracene	BRL	530		ug/Kg-dry	208413	1	06/12/2015 19:57	YH
Benzaldehyde	BRL	530		ug/Kg-dry	208413	1	06/12/2015 19:57	YH
Benzo(a)pyrene	BRL	530		ug/Kg-dry	208413	1	06/12/2015 19:57	YH
Benzo(b)fluoranthene	BRL	530		ug/Kg-dry	208413	1	06/12/2015 19:57	YH
Benzo(g,h,i)perylene	BRL	530		ug/Kg-dry	208413	1	06/12/2015 19:57	YH
Benzo(k)fluoranthene	BRL	530		ug/Kg-dry	208413	1	06/12/2015 19:57	YH
Bis(2-chloroethoxy)methane	BRL	530		ug/Kg-dry	208413	1	06/12/2015 19:57	YH
Bis(2-chloroethyl)ether	BRL	530		ug/Kg-dry	208413	1	06/12/2015 19:57	YH
Bis(2-chloroisopropyl)ether	BRL	530		ug/Kg-dry	208413	1	06/12/2015 19:57	YH

Qualifiers:

- * Value exceeds maximum contaminant level
- BRL Below reporting limit
- H Holding times for preparation or analysis exceeded
- N Analyte not NELAC certified
- B Analyte detected in the associated method blank
- > Greater than Result value
- E Estimated (value above quantitation range)
- S Spike Recovery outside limits due to matrix
- Narr See case narrative
- NC Not confirmed
- < Less than Result value
- J Estimated value detected below Reporting Limit

Analytical Environmental Services, Inc **Date:** 19-Jun-15

Client:	Environmental Planning Specialists, Inc.	**Client Sample ID:**	15161-SD-4
Project Name:	PPC	**Collection Date:**	6/10/2015 1:41:00 PM
Lab ID:	1506C34-026	**Matrix:**	Sediment

Analyses	Result	Reporting Limit	Qual	Units	BatchID	Dilution Factor	Date Analyzed	Analyst
TCL-SEMIVOLATILE ORGANICS SW8270D				**(SW3550C)**				
Bis(2-ethylhexyl)phthalate	BRL	530		ug/Kg-dry	208413	1	06/12/2015 19:57	YH
Butyl benzyl phthalate	BRL	530		ug/Kg-dry	208413	1	06/12/2015 19:57	YH
Caprolactam	BRL	530		ug/Kg-dry	208413	1	06/12/2015 19:57	YH
Carbazole	BRL	530		ug/Kg-dry	208413	1	06/12/2015 19:57	YH
Chrysene	BRL	530		ug/Kg-dry	208413	1	06/12/2015 19:57	YH
Di-n-butyl phthalate	BRL	530		ug/Kg-dry	208413	1	06/12/2015 19:57	YH
Di-n-octyl phthalate	BRL	530		ug/Kg-dry	208413	1	06/12/2015 19:57	YH
Dibenz(a,h)anthracene	BRL	530		ug/Kg-dry	208413	1	06/12/2015 19:57	YH
Dibenzofuran	BRL	530		ug/Kg-dry	208413	1	06/12/2015 19:57	YH
Diethyl phthalate	BRL	530		ug/Kg-dry	208413	1	06/12/2015 19:57	YH
Dimethyl phthalate	BRL	530		ug/Kg-dry	208413	1	06/12/2015 19:57	YH
Fluoranthene	BRL	530		ug/Kg-dry	208413	1	06/12/2015 19:57	YH
Fluorene	BRL	530		ug/Kg-dry	208413	1	06/12/2015 19:57	YH
Hexachlorobenzene	BRL	530		ug/Kg-dry	208413	1	06/12/2015 19:57	YH
Hexachlorobutadiene	BRL	530		ug/Kg-dry	208413	1	06/12/2015 19:57	YH
Hexachlorocyclopentadiene	BRL	1100		ug/Kg-dry	208413	1	06/12/2015 19:57	YH
Hexachloroethane	BRL	530		ug/Kg-dry	208413	1	06/12/2015 19:57	YH
Indeno(1,2,3-cd)pyrene	BRL	530		ug/Kg-dry	208413	1	06/12/2015 19:57	YH
Isophorone	BRL	530		ug/Kg-dry	208413	1	06/12/2015 19:57	YH
N-Nitrosodi-n-propylamine	BRL	530		ug/Kg-dry	208413	1	06/12/2015 19:57	YH
N-Nitrosodiphenylamine	BRL	530		ug/Kg-dry	208413	1	06/12/2015 19:57	YH
Naphthalene	BRL	530		ug/Kg-dry	208413	1	06/12/2015 19:57	YH
Nitrobenzene	BRL	530		ug/Kg-dry	208413	1	06/12/2015 19:57	YH
Pentachlorophenol	BRL	2700		ug/Kg-dry	208413	1	06/12/2015 19:57	YH
Phenanthrene	BRL	530		ug/Kg-dry	208413	1	06/12/2015 19:57	YH
Phenol	BRL	530		ug/Kg-dry	208413	1	06/12/2015 19:57	YH
Pyrene	BRL	530		ug/Kg-dry	208413	1	06/12/2015 19:57	YH
Surr: 2,4,6-Tribromophenol	78	41-128		%REC	208413	1	06/12/2015 19:57	YH
Surr: 2-Fluorobiphenyl	78.6	47-120		%REC	208413	1	06/12/2015 19:57	YH
Surr: 2-Fluorophenol	73	38.3-120		%REC	208413	1	06/12/2015 19:57	YH
Surr: 4-Terphenyl-d14	71.5	51.4-125		%REC	208413	1	06/12/2015 19:57	YH
Surr: Nitrobenzene-d5	69	40.1-120		%REC	208413	1	06/12/2015 19:57	YH
Surr: Phenol-d5	86.8	40.3-120		%REC	208413	1	06/12/2015 19:57	YH
TCL VOLATILE ORGANICS SW8260B				**(SW5035)**				
1,1,1-Trichloroethane	BRL	5.8		ug/Kg-dry	208832	1	06/16/2015 14:16	CG
1,1,2,2-Tetrachloroethane	BRL	5.8		ug/Kg-dry	208832	1	06/16/2015 14:16	CG
1,1,2-Trichloroethane	BRL	5.8		ug/Kg-dry	208832	1	06/16/2015 14:16	CG
1,1-Dichloroethane	BRL	5.8		ug/Kg-dry	208832	1	06/16/2015 14:16	CG
1,1-Dichloroethene	BRL	5.8		ug/Kg-dry	208832	1	06/16/2015 14:16	CG
1,2,4-Trichlorobenzene	BRL	5.8		ug/Kg-dry	208832	1	06/16/2015 14:16	CG

Qualifiers:

- * Value exceeds maximum contaminant level
- BRL Below reporting limit
- H Holding times for preparation or analysis exceeded
- N Analyte not NELAC certified
- B Analyte detected in the associated method blank
- > Greater than Result value
- E Estimated (value above quantitation range)
- S Spike Recovery outside limits due to matrix
- Narr See case narrative
- NC Not confirmed
- < Less than Result value
- J Estimated value detected below Reporting Limit

Analytical Environmental Services, Inc **Date:** 19-Jun-15

Client:	Environmental Planning Specialists, Inc.	**Client Sample ID:**	15161-SD-4
Project Name:	PPC	**Collection Date:**	6/10/2015 1:41:00 PM
Lab ID:	1506C34-026	**Matrix:**	Sediment

Analyses	Result	Reporting Limit	Qual	Units	BatchID	Dilution Factor	Date Analyzed	Analyst
TCL VOLATILE ORGANICS SW8260B				**(SW5035)**				
1,2-Dibromo-3-chloropropane	BRL	5.8		ug/Kg-dry	208832	1	06/16/2015 14:16	CG
1,2-Dibromoethane	BRL	5.8		ug/Kg-dry	208832	1	06/16/2015 14:16	CG
1,2-Dichlorobenzene	BRL	5.8		ug/Kg-dry	208832	1	06/16/2015 14:16	CG
1,2-Dichloroethane	BRL	5.8		ug/Kg-dry	208832	1	06/16/2015 14:16	CG
1,2-Dichloropropane	BRL	5.8		ug/Kg-dry	208832	1	06/16/2015 14:16	CG
1,3-Dichlorobenzene	BRL	5.8		ug/Kg-dry	208832	1	06/16/2015 14:16	CG
1,4-Dichlorobenzene	BRL	5.8		ug/Kg-dry	208832	1	06/16/2015 14:16	CG
2-Butanone	BRL	58		ug/Kg-dry	208832	1	06/16/2015 14:16	CG
2-Hexanone	BRL	12		ug/Kg-dry	208832	1	06/16/2015 14:16	CG
4-Methyl-2-pentanone	BRL	12		ug/Kg-dry	208832	1	06/16/2015 14:16	CG
Acetone	210	120		ug/Kg-dry	208832	1	06/16/2015 14:16	CG
Benzene	BRL	5.8		ug/Kg-dry	208832	1	06/16/2015 14:16	CG
Bromodichloromethane	BRL	5.8		ug/Kg-dry	208832	1	06/16/2015 14:16	CG
Bromoform	BRL	5.8		ug/Kg-dry	208832	1	06/16/2015 14:16	CG
Bromomethane	BRL	5.8		ug/Kg-dry	208832	1	06/16/2015 14:16	CG
Carbon disulfide	BRL	12		ug/Kg-dry	208832	1	06/16/2015 14:16	CG
Carbon tetrachloride	BRL	5.8		ug/Kg-dry	208832	1	06/16/2015 14:16	CG
Chlorobenzene	BRL	5.8		ug/Kg-dry	208832	1	06/16/2015 14:16	CG
Chloroethane	BRL	12		ug/Kg-dry	208832	1	06/16/2015 14:16	CG
Chloroform	BRL	5.8		ug/Kg-dry	208832	1	06/16/2015 14:16	CG
Chloromethane	BRL	12		ug/Kg-dry	208832	1	06/16/2015 14:16	CG
cis-1,2-Dichloroethene	BRL	5.8		ug/Kg-dry	208832	1	06/16/2015 14:16	CG
cis-1,3-Dichloropropene	BRL	5.8		ug/Kg-dry	208832	1	06/16/2015 14:16	CG
Cyclohexane	BRL	5.8		ug/Kg-dry	208832	1	06/16/2015 14:16	CG
Dibromochloromethane	BRL	5.8		ug/Kg-dry	208832	1	06/16/2015 14:16	CG
Dichlorodifluoromethane	BRL	12		ug/Kg-dry	208832	1	06/16/2015 14:16	CG
Ethylbenzene	BRL	5.8		ug/Kg-dry	208832	1	06/16/2015 14:16	CG
Freon-113	BRL	12		ug/Kg-dry	208832	1	06/16/2015 14:16	CG
Isopropylbenzene	BRL	5.8		ug/Kg-dry	208832	1	06/16/2015 14:16	CG
m,p-Xylene	BRL	5.8		ug/Kg-dry	208832	1	06/16/2015 14:16	CG
Methyl acetate	BRL	5.8		ug/Kg-dry	208832	1	06/16/2015 14:16	CG
Methyl tert-butyl ether	BRL	5.8		ug/Kg-dry	208832	1	06/16/2015 14:16	CG
Methylcyclohexane	BRL	5.8		ug/Kg-dry	208832	1	06/16/2015 14:16	CG
Methylene chloride	BRL	23		ug/Kg-dry	208832	1	06/16/2015 14:16	CG
o-Xylene	BRL	5.8		ug/Kg-dry	208832	1	06/16/2015 14:16	CG
Styrene	BRL	5.8		ug/Kg-dry	208832	1	06/16/2015 14:16	CG
Tetrachloroethene	BRL	5.8		ug/Kg-dry	208832	1	06/16/2015 14:16	CG
Toluene	BRL	5.8		ug/Kg-dry	208832	1	06/16/2015 14:16	CG
trans-1,2-Dichloroethene	BRL	5.8		ug/Kg-dry	208832	1	06/16/2015 14:16	CG
trans-1,3-Dichloropropene	BRL	5.8		ug/Kg-dry	208832	1	06/16/2015 14:16	CG
Trichloroethene	BRL	5.8		ug/Kg-dry	208832	1	06/16/2015 14:16	CG

Qualifiers:

- * Value exceeds maximum contaminant level
- BRL Below reporting limit
- H Holding times for preparation or analysis exceeded
- N Analyte not NELAC certified
- B Analyte detected in the associated method blank
- > Greater than Result value
- E Estimated (value above quantitation range)
- S Spike Recovery outside limits due to matrix
- Narr See case narrative
- NC Not confirmed
- < Less than Result value
- J Estimated value detected below Reporting Limit

Analytical Environmental Services, Inc **Date:** 19-Jun-15

Client:	Environmental Planning Specialists, Inc.	**Client Sample ID:**	15161-SD-4
Project Name:	PPC	**Collection Date:**	6/10/2015 1:41:00 PM
Lab ID:	1506C34-026	**Matrix:**	Sediment

Analyses	Result	Reporting Limit	Qual	Units	BatchID	Dilution Factor	Date Analyzed	Analyst
TCL VOLATILE ORGANICS SW8260B				**(SW5035)**				
Trichlorofluoromethane	BRL	5.8		ug/Kg-dry	208832	1	06/16/2015 14:16	CG
Vinyl chloride	BRL	12		ug/Kg-dry	208832	1	06/16/2015 14:16	CG
Surr: 4-Bromofluorobenzene	69.7	70-128	S	%REC	208832	1	06/16/2015 14:16	CG
Surr: Dibromofluoromethane	98.9	78.2-128		%REC	208832	1	06/16/2015 14:16	CG
Surr: Toluene-d8	91.6	76.5-116		%REC	208832	1	06/16/2015 14:16	CG
METALS, TOTAL SW6010C				**(SW3050B)**				
Arsenic	BRL	7.76		mg/Kg-dry	208707	1	06/13/2015 03:08	TA
Barium	58.9	7.76		mg/Kg-dry	208707	1	06/13/2015 03:08	TA
Cadmium	BRL	3.88		mg/Kg-dry	208707	1	06/13/2015 03:08	TA
Chromium	510	3.88		mg/Kg-dry	208707	1	06/13/2015 03:08	TA
Lead	88.4	7.76		mg/Kg-dry	208707	1	06/13/2015 03:08	TA
Nickel	BRL	7.76		mg/Kg-dry	208707	1	06/13/2015 03:08	TA
Phosphorus	695	38.8		mg/Kg-dry	208707	1	06/15/2015 17:28	IO
Selenium	BRL	7.76		mg/Kg-dry	208707	1	06/13/2015 03:08	TA
Silver	BRL	3.88		mg/Kg-dry	208707	1	06/13/2015 03:08	TA
Zinc	214	7.76		mg/Kg-dry	208707	1	06/13/2015 03:08	TA
PERCENT MOISTURE D2216								
Percent Moisture	37.3	0		wt%	R293980	1	06/16/2015 10:00	PF

Qualifiers:

*	Value exceeds maximum contaminant level	E	Estimated (value above quantitation range)
BRL	Below reporting limit	S	Spike Recovery outside limits due to matrix
H	Holding times for preparation or analysis exceeded	Narr	See case narrative
N	Analyte not NELAC certified	NC	Not confirmed
B	Analyte detected in the associated method blank	<	Less than Result value
>	Greater than Result value	J	Estimated value detected below Reporting Limit

Analytical Environmental Services, Inc **Date:** 19-Jun-15

Client:	Environmental Planning Specialists, Inc.	**Client Sample ID:**	15161-SW-4
Project Name:	PPC	**Collection Date:**	6/10/2015 1:45:00 PM
Lab ID:	1506C34-027	**Matrix:**	Surface Water

Analyses	Result	Reporting Limit	Qual	Units	BatchID	Dilution Factor	Date Analyzed	Analyst
TCL-SEMIVOLATILE ORGANICS SW8270D				**(SW3510C)**				
1,1´-Biphenyl	BRL	10		ug/L	208676	1	06/15/2015 22:55	YH
2,4,5-Trichlorophenol	BRL	25		ug/L	208676	1	06/15/2015 22:55	YH
2,4,6-Trichlorophenol	BRL	10		ug/L	208676	1	06/15/2015 22:55	YH
2,4-Dichlorophenol	BRL	10		ug/L	208676	1	06/15/2015 22:55	YH
2,4-Dimethylphenol	BRL	10		ug/L	208676	1	06/15/2015 22:55	YH
2,4-Dinitrophenol	BRL	25		ug/L	208676	1	06/15/2015 22:55	YH
2,4-Dinitrotoluene	BRL	10		ug/L	208676	1	06/15/2015 22:55	YH
2,6-Dinitrotoluene	BRL	10		ug/L	208676	1	06/15/2015 22:55	YH
2-Chloronaphthalene	BRL	10		ug/L	208676	1	06/15/2015 22:55	YH
2-Chlorophenol	BRL	10		ug/L	208676	1	06/15/2015 22:55	YH
2-Methylnaphthalene	BRL	10		ug/L	208676	1	06/15/2015 22:55	YH
2-Methylphenol	BRL	10		ug/L	208676	1	06/15/2015 22:55	YH
2-Nitroaniline	BRL	25		ug/L	208676	1	06/15/2015 22:55	YH
2-Nitrophenol	BRL	10		ug/L	208676	1	06/15/2015 22:55	YH
3,3´-Dichlorobenzidine	BRL	10		ug/L	208676	1	06/15/2015 22:55	YH
3-Nitroaniline	BRL	25		ug/L	208676	1	06/15/2015 22:55	YH
4,6-Dinitro-2-methylphenol	BRL	25		ug/L	208676	1	06/15/2015 22:55	YH
4-Bromophenyl phenyl ether	BRL	10		ug/L	208676	1	06/15/2015 22:55	YH
4-Chloro-3-methylphenol	BRL	10		ug/L	208676	1	06/15/2015 22:55	YH
4-Chloroaniline	BRL	10		ug/L	208676	1	06/15/2015 22:55	YH
4-Chlorophenyl phenyl ether	BRL	10		ug/L	208676	1	06/15/2015 22:55	YH
4-Methylphenol	BRL	10		ug/L	208676	1	06/15/2015 22:55	YH
4-Nitroaniline	BRL	25		ug/L	208676	1	06/15/2015 22:55	YH
4-Nitrophenol	BRL	25		ug/L	208676	1	06/15/2015 22:55	YH
Acenaphthene	BRL	10		ug/L	208676	1	06/15/2015 22:55	YH
Acenaphthylene	BRL	10		ug/L	208676	1	06/15/2015 22:55	YH
Acetophenone	BRL	10		ug/L	208676	1	06/15/2015 22:55	YH
Anthracene	BRL	10		ug/L	208676	1	06/15/2015 22:55	YH
Atrazine	BRL	10		ug/L	208676	1	06/15/2015 22:55	YH
Benz(a)anthracene	BRL	10		ug/L	208676	1	06/15/2015 22:55	YH
Benzaldehyde	BRL	10		ug/L	208676	1	06/15/2015 22:55	YH
Benzo(a)pyrene	BRL	10		ug/L	208676	1	06/15/2015 22:55	YH
Benzo(b)fluoranthene	BRL	10		ug/L	208676	1	06/15/2015 22:55	YH
Benzo(g,h,i)perylene	BRL	10		ug/L	208676	1	06/15/2015 22:55	YH
Benzo(k)fluoranthene	BRL	10		ug/L	208676	1	06/15/2015 22:55	YH
Bis(2-chloroethoxy)methane	BRL	10		ug/L	208676	1	06/15/2015 22:55	YH
Bis(2-chloroethyl)ether	BRL	10		ug/L	208676	1	06/15/2015 22:55	YH
Bis(2-chloroisopropyl)ether	BRL	10		ug/L	208676	1	06/15/2015 22:55	YH
Bis(2-ethylhexyl)phthalate	BRL	10		ug/L	208676	1	06/15/2015 22:55	YH
Butyl benzyl phthalate	BRL	10		ug/L	208676	1	06/15/2015 22:55	YH
Caprolactam	BRL	10		ug/L	208676	1	06/15/2015 22:55	YH

Qualifiers:

- * Value exceeds maximum contaminant level
- BRL Below reporting limit
- H Holding times for preparation or analysis exceeded
- N Analyte not NELAC certified
- B Analyte detected in the associated method blank
- > Greater than Result value
- E Estimated (value above quantitation range)
- S Spike Recovery outside limits due to matrix
- Narr See case narrative
- NC Not confirmed
- < Less than Result value
- J Estimated value detected below Reporting Limit

Analytical Environmental Services, Inc **Date:** 19-Jun-15

Client:	Environmental Planning Specialists, Inc.	**Client Sample ID:**	15161-SW-4
Project Name:	PPC	**Collection Date:**	6/10/2015 1:45:00 PM
Lab ID:	1506C34-027	**Matrix:**	Surface Water

Analyses	Result	Reporting Limit	Qual	Units	BatchID	Dilution Factor	Date Analyzed	Analyst
TCL-SEMIVOLATILE ORGANICS SW8270D				**(SW3510C)**				
Carbazole	BRL	10		ug/L	208676	1	06/15/2015 22:55	YH
Chrysene	BRL	10		ug/L	208676	1	06/15/2015 22:55	YH
Di-n-butyl phthalate	BRL	10		ug/L	208676	1	06/15/2015 22:55	YH
Di-n-octyl phthalate	BRL	10		ug/L	208676	1	06/15/2015 22:55	YH
Dibenz(a,h)anthracene	BRL	10		ug/L	208676	1	06/15/2015 22:55	YH
Dibenzofuran	BRL	10		ug/L	208676	1	06/15/2015 22:55	YH
Diethyl phthalate	BRL	10		ug/L	208676	1	06/15/2015 22:55	YH
Dimethyl phthalate	BRL	10		ug/L	208676	1	06/15/2015 22:55	YH
Fluoranthene	BRL	10		ug/L	208676	1	06/15/2015 22:55	YH
Fluorene	BRL	10		ug/L	208676	1	06/15/2015 22:55	YH
Hexachlorobenzene	BRL	10		ug/L	208676	1	06/15/2015 22:55	YH
Hexachlorobutadiene	BRL	10		ug/L	208676	1	06/15/2015 22:55	YH
Hexachlorocyclopentadiene	BRL	10		ug/L	208676	1	06/15/2015 22:55	YH
Hexachloroethane	BRL	10		ug/L	208676	1	06/15/2015 22:55	YH
Indeno(1,2,3-cd)pyrene	BRL	10		ug/L	208676	1	06/15/2015 22:55	YH
Isophorone	BRL	10		ug/L	208676	1	06/15/2015 22:55	YH
N-Nitrosodi-n-propylamine	BRL	10		ug/L	208676	1	06/15/2015 22:55	YH
N-Nitrosodiphenylamine	BRL	10		ug/L	208676	1	06/15/2015 22:55	YH
Naphthalene	BRL	10		ug/L	208676	1	06/15/2015 22:55	YH
Nitrobenzene	BRL	10		ug/L	208676	1	06/15/2015 22:55	YH
Pentachlorophenol	BRL	25		ug/L	208676	1	06/15/2015 22:55	YH
Phenanthrene	BRL	10		ug/L	208676	1	06/15/2015 22:55	YH
Phenol	BRL	10		ug/L	208676	1	06/15/2015 22:55	YH
Pyrene	BRL	10		ug/L	208676	1	06/15/2015 22:55	YH
Surr: 2,4,6-Tribromophenol	86.4	52-133		%REC	208676	1	06/15/2015 22:55	YH
Surr: 2-Fluorobiphenyl	79.2	50-121		%REC	208676	1	06/15/2015 22:55	YH
Surr: 2-Fluorophenol	44.6	27.5-120		%REC	208676	1	06/15/2015 22:55	YH
Surr: 4-Terphenyl-d14	68.6	46.3-137		%REC	208676	1	06/15/2015 22:55	YH
Surr: Nitrobenzene-d5	66.7	41.2-121		%REC	208676	1	06/15/2015 22:55	YH
Surr: Phenol-d5	36.1	14.3-120		%REC	208676	1	06/15/2015 22:55	YH
TCL VOLATILE ORGANICS SW8260B				**(SW5030B)**				
1,1,1-Trichloroethane	BRL	5.0		ug/L	208722	1	06/12/2015 18:59	CH
1,1,2,2-Tetrachloroethane	BRL	5.0		ug/L	208722	1	06/12/2015 18:59	CH
1,1,2-Trichloroethane	BRL	5.0		ug/L	208722	1	06/12/2015 18:59	CH
1,1-Dichloroethane	BRL	5.0		ug/L	208722	1	06/12/2015 18:59	CH
1,1-Dichloroethene	BRL	5.0		ug/L	208722	1	06/12/2015 18:59	CH
1,2,4-Trichlorobenzene	BRL	5.0		ug/L	208722	1	06/12/2015 18:59	CH
1,2-Dibromo-3-chloropropane	BRL	5.0		ug/L	208722	1	06/12/2015 18:59	CH
1,2-Dibromoethane	BRL	5.0		ug/L	208722	1	06/12/2015 18:59	CH
1,2-Dichlorobenzene	BRL	5.0		ug/L	208722	1	06/12/2015 18:59	CH

Qualifiers:

- * Value exceeds maximum contaminant level
- BRL Below reporting limit
- H Holding times for preparation or analysis exceeded
- N Analyte not NELAC certified
- B Analyte detected in the associated method blank
- > Greater than Result value
- E Estimated (value above quantitation range)
- S Spike Recovery outside limits due to matrix
- Narr See case narrative
- NC Not confirmed
- < Less than Result value
- J Estimated value detected below Reporting Limit

Analytical Environmental Services, Inc **Date:** 19-Jun-15

Client:	Environmental Planning Specialists, Inc.	**Client Sample ID:**	15161-SW-4
Project Name:	PPC	**Collection Date:**	6/10/2015 1:45:00 PM
Lab ID:	1506C34-027	**Matrix:**	Surface Water

Analyses	Result	Reporting Limit	Qual	Units	BatchID	Dilution Factor	Date Analyzed	Analyst
TCL VOLATILE ORGANICS SW8260B				**(SW5030B)**				
1,2-Dichloroethane	BRL	5.0		ug/L	208722	1	06/12/2015 18:59	CH
1,2-Dichloropropane	BRL	5.0		ug/L	208722	1	06/12/2015 18:59	CH
1,3-Dichlorobenzene	BRL	5.0		ug/L	208722	1	06/12/2015 18:59	CH
1,4-Dichlorobenzene	BRL	5.0		ug/L	208722	1	06/12/2015 18:59	CH
2-Butanone	BRL	50		ug/L	208722	1	06/12/2015 18:59	CH
2-Hexanone	BRL	10		ug/L	208722	1	06/12/2015 18:59	CH
4-Methyl-2-pentanone	BRL	10		ug/L	208722	1	06/12/2015 18:59	CH
Acetone	BRL	50		ug/L	208722	1	06/12/2015 18:59	CH
Benzene	BRL	5.0		ug/L	208722	1	06/12/2015 18:59	CH
Bromodichloromethane	BRL	5.0		ug/L	208722	1	06/12/2015 18:59	CH
Bromoform	BRL	5.0		ug/L	208722	1	06/12/2015 18:59	CH
Bromomethane	BRL	5.0		ug/L	208722	1	06/12/2015 18:59	CH
Carbon disulfide	BRL	5.0		ug/L	208722	1	06/12/2015 18:59	CH
Carbon tetrachloride	BRL	5.0		ug/L	208722	1	06/12/2015 18:59	CH
Chlorobenzene	BRL	5.0		ug/L	208722	1	06/12/2015 18:59	CH
Chloroethane	BRL	10		ug/L	208722	1	06/12/2015 18:59	CH
Chloroform	BRL	5.0		ug/L	208722	1	06/12/2015 18:59	CH
Chloromethane	BRL	10		ug/L	208722	1	06/12/2015 18:59	CH
cis-1,2-Dichloroethene	BRL	5.0		ug/L	208722	1	06/12/2015 18:59	CH
cis-1,3-Dichloropropene	BRL	5.0		ug/L	208722	1	06/12/2015 18:59	CH
Cyclohexane	BRL	5.0		ug/L	208722	1	06/12/2015 18:59	CH
Dibromochloromethane	BRL	5.0		ug/L	208722	1	06/12/2015 18:59	CH
Dichlorodifluoromethane	BRL	10		ug/L	208722	1	06/12/2015 18:59	CH
Ethylbenzene	BRL	5.0		ug/L	208722	1	06/12/2015 18:59	CH
Freon-113	BRL	10		ug/L	208722	1	06/12/2015 18:59	CH
Isopropylbenzene	BRL	5.0		ug/L	208722	1	06/12/2015 18:59	CH
m,p-Xylene	BRL	5.0		ug/L	208722	1	06/12/2015 18:59	CH
Methyl acetate	BRL	5.0		ug/L	208722	1	06/12/2015 18:59	CH
Methyl tert-butyl ether	BRL	5.0		ug/L	208722	1	06/12/2015 18:59	CH
Methylcyclohexane	BRL	5.0		ug/L	208722	1	06/12/2015 18:59	CH
Methylene chloride	BRL	5.0		ug/L	208722	1	06/12/2015 18:59	CH
o-Xylene	BRL	5.0		ug/L	208722	1	06/12/2015 18:59	CH
Styrene	BRL	5.0		ug/L	208722	1	06/12/2015 18:59	CH
Tetrachloroethene	BRL	5.0		ug/L	208722	1	06/12/2015 18:59	CH
Toluene	BRL	5.0		ug/L	208722	1	06/12/2015 18:59	CH
trans-1,2-Dichloroethene	BRL	5.0		ug/L	208722	1	06/12/2015 18:59	CH
trans-1,3-Dichloropropene	BRL	5.0		ug/L	208722	1	06/12/2015 18:59	CH
Trichloroethene	BRL	5.0		ug/L	208722	1	06/12/2015 18:59	CH
Trichlorofluoromethane	BRL	5.0		ug/L	208722	1	06/12/2015 18:59	CH
Vinyl chloride	BRL	2.0		ug/L	208722	1	06/12/2015 18:59	CH
Surr: 4-Bromofluorobenzene	96.4	70.6-123		%REC	208722	1	06/12/2015 18:59	CH

Qualifiers:

*	Value exceeds maximum contaminant level	E	Estimated (value above quantitation range)
BRL	Below reporting limit	S	Spike Recovery outside limits due to matrix
H	Holding times for preparation or analysis exceeded	Narr	See case narrative
N	Analyte not NELAC certified	NC	Not confirmed
B	Analyte detected in the associated method blank	<	Less than Result value
>	Greater than Result value	J	Estimated value detected below Reporting Limit

Analytical Environmental Services, Inc **Date:** 19-Jun-15

Client:	Environmental Planning Specialists, Inc.	**Client Sample ID:**	15161-SW-4
Project Name:	PPC	**Collection Date:**	6/10/2015 1:45:00 PM
Lab ID:	1506C34-027	**Matrix:**	Surface Water

Analyses	Result	Reporting Limit	Qual	Units	BatchID	Dilution Factor	Date Analyzed	Analyst
TCL VOLATILE ORGANICS SW8260B				**(SW5030B)**				
Surr: Dibromofluoromethane	103	78.7-124		%REC	208722	1	06/12/2015 18:59	CH
Surr: Toluene-d8	105	81.3-120		%REC	208722	1	06/12/2015 18:59	CH
Mercury, Total SW7470A				**(SW7470A)**				
Mercury	BRL	0.00020		mg/L	208854	1	06/16/2015 14:09	TA
METALS, TOTAL SW6010C				**(SW3010A)**				
Arsenic	BRL	0.0500		mg/L	208701	1	06/15/2015 19:37	IO
Barium	0.0394	0.0200		mg/L	208701	1	06/15/2015 19:37	IO
Cadmium	BRL	0.0050		mg/L	208701	1	06/15/2015 19:37	IO
Chromium	BRL	0.0100		mg/L	208701	1	06/15/2015 19:37	IO
Lead	BRL	0.0100		mg/L	208701	1	06/15/2015 19:37	IO
Nickel	BRL	0.0200		mg/L	208701	1	06/15/2015 19:37	IO
Phosphorus	0.187	0.100		mg/L	208701	1	06/18/2015 14:42	IO
Selenium	BRL	0.0200		mg/L	208701	1	06/15/2015 19:37	IO
Silver	BRL	0.0100		mg/L	208701	1	06/15/2015 19:37	IO
Zinc	0.0221	0.0200		mg/L	208701	1	06/15/2015 19:37	IO

Qualifiers:

- * Value exceeds maximum contaminant level
- BRL Below reporting limit
- H Holding times for preparation or analysis exceeded
- N Analyte not NELAC certified
- B Analyte detected in the associated method blank
- > Greater than Result value
- E Estimated (value above quantitation range)
- S Spike Recovery outside limits due to matrix
- Narr See case narrative
- NC Not confirmed
- < Less than Result value
- J Estimated value detected below Reporting Limit

Analytical Environmental Services, Inc **Date:** 19-Jun-15

Client:	Environmental Planning Specialists, Inc.	**Client Sample ID:**	TRIP BLANK
Project Name:	PPC	**Collection Date:**	6/5/2015
Lab ID:	1506C34-028	**Matrix:**	Aqueous

Analyses	Result	Reporting Limit	Qual	Units	BatchID	Dilution Factor	Date Analyzed	Analyst
TCL VOLATILE ORGANICS SW8260B				**(SW5030B)**				
1,1,1-Trichloroethane	BRL	5.0		ug/L	208722	1	06/12/2015 12:42	CH
1,1,2,2-Tetrachloroethane	BRL	5.0		ug/L	208722	1	06/12/2015 12:42	CH
1,1,2-Trichloroethane	BRL	5.0		ug/L	208722	1	06/12/2015 12:42	CH
1,1-Dichloroethane	BRL	5.0		ug/L	208722	1	06/12/2015 12:42	CH
1,1-Dichloroethene	BRL	5.0		ug/L	208722	1	06/12/2015 12:42	CH
1,2,4-Trichlorobenzene	BRL	5.0		ug/L	208722	1	06/12/2015 12:42	CH
1,2-Dibromo-3-chloropropane	BRL	5.0		ug/L	208722	1	06/12/2015 12:42	CH
1,2-Dibromoethane	BRL	5.0		ug/L	208722	1	06/12/2015 12:42	CH
1,2-Dichlorobenzene	BRL	5.0		ug/L	208722	1	06/12/2015 12:42	CH
1,2-Dichloroethane	BRL	5.0		ug/L	208722	1	06/12/2015 12:42	CH
1,2-Dichloropropane	BRL	5.0		ug/L	208722	1	06/12/2015 12:42	CH
1,3-Dichlorobenzene	BRL	5.0		ug/L	208722	1	06/12/2015 12:42	CH
1,4-Dichlorobenzene	BRL	5.0		ug/L	208722	1	06/12/2015 12:42	CH
2-Butanone	BRL	50		ug/L	208722	1	06/12/2015 12:42	CH
2-Hexanone	BRL	10		ug/L	208722	1	06/12/2015 12:42	CH
4-Methyl-2-pentanone	BRL	10		ug/L	208722	1	06/12/2015 12:42	CH
Acetone	BRL	50		ug/L	208722	1	06/12/2015 12:42	CH
Benzene	BRL	5.0		ug/L	208722	1	06/12/2015 12:42	CH
Bromodichloromethane	BRL	5.0		ug/L	208722	1	06/12/2015 12:42	CH
Bromoform	BRL	5.0		ug/L	208722	1	06/12/2015 12:42	CH
Bromomethane	BRL	5.0		ug/L	208722	1	06/12/2015 12:42	CH
Carbon disulfide	BRL	5.0		ug/L	208722	1	06/12/2015 12:42	CH
Carbon tetrachloride	BRL	5.0		ug/L	208722	1	06/12/2015 12:42	CH
Chlorobenzene	BRL	5.0		ug/L	208722	1	06/12/2015 12:42	CH
Chloroethane	BRL	10		ug/L	208722	1	06/12/2015 12:42	CH
Chloroform	BRL	5.0		ug/L	208722	1	06/12/2015 12:42	CH
Chloromethane	BRL	10		ug/L	208722	1	06/12/2015 12:42	CH
cis-1,2-Dichloroethene	BRL	5.0		ug/L	208722	1	06/12/2015 12:42	CH
cis-1,3-Dichloropropene	BRL	5.0		ug/L	208722	1	06/12/2015 12:42	CH
Cyclohexane	BRL	5.0		ug/L	208722	1	06/12/2015 12:42	CH
Dibromochloromethane	BRL	5.0		ug/L	208722	1	06/12/2015 12:42	CH
Dichlorodifluoromethane	BRL	10		ug/L	208722	1	06/12/2015 12:42	CH
Ethylbenzene	BRL	5.0		ug/L	208722	1	06/12/2015 12:42	CH
Freon-113	BRL	10		ug/L	208722	1	06/12/2015 12:42	CH
Isopropylbenzene	BRL	5.0		ug/L	208722	1	06/12/2015 12:42	CH
m,p-Xylene	BRL	5.0		ug/L	208722	1	06/12/2015 12:42	CH
Methyl acetate	BRL	5.0		ug/L	208722	1	06/12/2015 12:42	CH
Methyl tert-butyl ether	BRL	5.0		ug/L	208722	1	06/12/2015 12:42	CH
Methylcyclohexane	BRL	5.0		ug/L	208722	1	06/12/2015 12:42	CH
Methylene chloride	BRL	5.0		ug/L	208722	1	06/12/2015 12:42	CH
o-Xylene	BRL	5.0		ug/L	208722	1	06/12/2015 12:42	CH

Qualifiers:

- * Value exceeds maximum contaminant level
- BRL Below reporting limit
- H Holding times for preparation or analysis exceeded
- N Analyte not NELAC certified
- B Analyte detected in the associated method blank
- > Greater than Result value
- E Estimated (value above quantitation range)
- S Spike Recovery outside limits due to matrix
- Narr See case narrative
- NC Not confirmed
- < Less than Result value
- J Estimated value detected below Reporting Limit

Analytical Environmental Services, Inc **Date:** 19-Jun-15

Client:	Environmental Planning Specialists, Inc.	**Client Sample ID:**	TRIP BLANK
Project Name:	PPC	**Collection Date:**	6/5/2015
Lab ID:	1506C34-028	**Matrix:**	Aqueous

Analyses	Result	Reporting Limit	Qual	Units	BatchID	Dilution Factor	Date Analyzed	Analyst
TCL VOLATILE ORGANICS SW8260B				**(SW5030B)**				
Styrene	BRL	5.0		ug/L	208722	1	06/12/2015 12:42	CH
Tetrachloroethene	BRL	5.0		ug/L	208722	1	06/12/2015 12:42	CH
Toluene	BRL	5.0		ug/L	208722	1	06/12/2015 12:42	CH
trans-1,2-Dichloroethene	BRL	5.0		ug/L	208722	1	06/12/2015 12:42	CH
trans-1,3-Dichloropropene	BRL	5.0		ug/L	208722	1	06/12/2015 12:42	CH
Trichloroethene	BRL	5.0		ug/L	208722	1	06/12/2015 12:42	CH
Trichlorofluoromethane	BRL	5.0		ug/L	208722	1	06/12/2015 12:42	CH
Vinyl chloride	BRL	2.0		ug/L	208722	1	06/12/2015 12:42	CH
Surr: 4-Bromofluorobenzene	96.8	70.6-123		%REC	208722	1	06/12/2015 12:42	CH
Surr: Dibromofluoromethane	99.2	78.7-124		%REC	208722	1	06/12/2015 12:42	CH
Surr: Toluene-d8	99.8	81.3-120		%REC	208722	1	06/12/2015 12:42	CH

Qualifiers:

*	Value exceeds maximum contaminant level	E	Estimated (value above quantitation range)
BRL	Below reporting limit	S	Spike Recovery outside limits due to matrix
H	Holding times for preparation or analysis exceeded	Narr	See case narrative
N	Analyte not NELAC certified	NC	Not confirmed
B	Analyte detected in the associated method blank	<	Less than Result value
>	Greater than Result value	J	Estimated value detected below Reporting Limit

Analytical Environmental Services, Inc.

Sample/Cooler Receipt Checklist

Client Env. Planning Work Order Number 1506C34

Checklist completed by [signature] 6/11/15
Signature Date

Carrier name: FedEx __ UPS __ Courier __ Client ✓ US Mail __ Other _____

Shipping container/cooler in good condition? Yes ✓ No __ Not Present __

Custody seals intact on shipping container/cooler? Yes __ No __ Not Present ✓

Custody seals intact on sample bottles? Yes __ No __ Not Present ✓

Container/Temp Blank temperature in compliance? (0°≤6°C)* Yes ✓ No __

Cooler #1 3.8°C Cooler #2 3.7°C Cooler #3 3.4°C Cooler #4 _____ Cooler#5 _____ Cooler #6 _____

Chain of custody present? Yes ✓ No __

Chain of custody signed when relinquished and received? Yes ✓ No __

Chain of custody agrees with sample labels? Yes ✓ MP 6/11 No ✓

Samples in proper container/bottle? Yes ✓ No __

Sample containers intact? Yes ✓ No __

Sufficient sample volume for indicated test? Yes ✓ No __

All samples received within holding time? Yes ✓ No __

Was TAT marked on the COC? Yes ✓ No __

Proceed with Standard TAT as per project history? Yes __ No __ Not Applicable ✓

Water - VOA vials have zero headspace? No VOA vials submitted __ Yes ✓ No __

Water - pH acceptable upon receipt? Yes ✓ No __ Not Applicable __

Adjusted? _____ Checked by MP 6/11/15

Sample Condition: Good ✓ Other(Explain) _____

(For diffusive samples or AIHA lead) Is a known blank included? Yes __ No ✓

See Case Narrative for resolution of the Non-Conformance.

* Samples do not have to comply with the given range for certain parameters.

\\Aes_server\I\Sample Receipt\My Documents\COCs and pH Adjustment Sheet\Sample_Cooler_Recipt_Checklist_Rev1.rtf

Client: Environmental Planning Specialists, Inc.
Project Name: PPC
Workorder: 1506C34

ANALYTICAL QC SUMMARY REPORT

BatchID: 208413

Sample ID: **MB-208413** Client ID: Units: **ug/Kg** Prep Date: **06/12/2015** Run No: **293767**
SampleType: **MBLK** TestCode: **TCL-SEMIVOLATILE ORGANICS SW8270D** BatchID: **208413** Analysis Date: **06/12/2015** Seq No: **6258393**

Analyte	Result	RPT Limit	SPK value	SPK Ref Val	%REC	Low Limit	High Limit	RPD Ref Val	%RPD	RPD Limit	Qual
1,1´-Biphenyl	BRL	330									
2,4,5-Trichlorophenol	BRL	1700									
2,4,6-Trichlorophenol	BRL	330									
2,4-Dichlorophenol	BRL	330									
2,4-Dimethylphenol	BRL	330									
2,4-Dinitrophenol	BRL	1700									
2,4-Dinitrotoluene	BRL	330									
2,6-Dinitrotoluene	BRL	330									
2-Chloronaphthalene	BRL	330									
2-Chlorophenol	BRL	330									
2-Methylnaphthalene	BRL	330									
2-Methylphenol	BRL	330									
2-Nitroaniline	BRL	1700									
2-Nitrophenol	BRL	330									
3,3´-Dichlorobenzidine	BRL	670									
3-Nitroaniline	BRL	1700									
4,6-Dinitro-2-methylphenol	BRL	1700									
4-Bromophenyl phenyl ether	BRL	330									
4-Chloro-3-methylphenol	BRL	330									
4-Chloroaniline	BRL	330									
4-Chlorophenyl phenyl ether	BRL	330									
4-Methylphenol	BRL	330									
4-Nitroaniline	BRL	1700									
4-Nitrophenol	BRL	1700									
Acenaphthene	BRL	330									
Acenaphthylene	BRL	330									
Acetophenone	BRL	330									

Qualifiers:

>	Greater than Result value	<	Less than Result value	B	Analyte detected in the associated method blank
BRL	Below reporting limit	E	Estimated (value above quantitation range)	H	Holding times for preparation or analysis exceeded
J	Estimated value detected below Reporting Limit	N	Analyte not NELAC certified	R	RPD outside limits due to matrix
Rpt Lim	Reporting Limit	S	Spike Recovery outside limits due to matrix		

Client: Environmental Planning Specialists, Inc.
Project Name: PPC
Workorder: 1506C34

ANALYTICAL QC SUMMARY REPORT

BatchID: 208413

Sample ID: **MB-208413** Client ID: Units: **ug/Kg** Prep Date: **06/12/2015** Run No: **293767**
SampleType: **MBLK** TestCode: **TCL-SEMIVOLATILE ORGANICS SW8270D** BatchID: **208413** Analysis Date: **06/12/2015** Seq No: **6258393**

Analyte	Result	RPT Limit	SPK value	SPK Ref Val	%REC	Low Limit	High Limit	RPD Ref Val	%RPD	RPD Limit	Qual
Anthracene	BRL	330									
Atrazine	BRL	330									
Benz(a)anthracene	BRL	330									
Benzaldehyde	BRL	330									
Benzo(a)pyrene	BRL	330									
Benzo(b)fluoranthene	BRL	330									
Benzo(g,h,i)perylene	BRL	330									
Benzo(k)fluoranthene	BRL	330									
Bis(2-chloroethoxy)methane	BRL	330									
Bis(2-chloroethyl)ether	BRL	330									
Bis(2-chloroisopropyl)ether	BRL	330									
Bis(2-ethylhexyl)phthalate	BRL	330									
Butyl benzyl phthalate	BRL	330									
Caprolactam	BRL	330									
Carbazole	BRL	330									
Chrysene	BRL	330									
Di-n-butyl phthalate	BRL	330									
Di-n-octyl phthalate	BRL	330									
Dibenz(a,h)anthracene	BRL	330									
Dibenzofuran	BRL	330									
Diethyl phthalate	BRL	330									
Dimethyl phthalate	BRL	330									
Fluoranthene	BRL	330									
Fluorene	BRL	330									
Hexachlorobenzene	BRL	330									
Hexachlorobutadiene	BRL	330									
Hexachlorocyclopentadiene	BRL	660									

Qualifiers:

>	Greater than Result value	<	Less than Result value	B	Analyte detected in the associated method blank
BRL	Below reporting limit	E	Estimated (value above quantitation range)	H	Holding times for preparation or analysis exceeded
J	Estimated value detected below Reporting Limit	N	Analyte not NELAC certified	R	RPD outside limits due to matrix
Rpt Lim	Reporting Limit	S	Spike Recovery outside limits due to matrix		

Client: Environmental Planning Specialists, Inc.
Project Name: PPC
Workorder: 1506C34

ANALYTICAL QC SUMMARY REPORT

BatchID: 208413

Sample ID: **MB-208413** Client ID: Units: **ug/Kg** Prep Date: **06/12/2015** Run No: **293767**
SampleType: **MBLK** TestCode: **TCL-SEMIVOLATILE ORGANICS SW8270D** BatchID: **208413** Analysis Date: **06/12/2015** Seq No: **6258393**

Analyte	Result	RPT Limit	SPK value	SPK Ref Val	%REC	Low Limit	High Limit	RPD Ref Val	%RPD	RPD Limit	Qual
Hexachloroethane	BRL	330									
Indeno(1,2,3-cd)pyrene	BRL	330									
Isophorone	BRL	330									
N-Nitrosodi-n-propylamine	BRL	330									
N-Nitrosodiphenylamine	BRL	330									
Naphthalene	BRL	330									
Nitrobenzene	BRL	330									
Pentachlorophenol	BRL	1700									
Phenanthrene	BRL	330									
Phenol	BRL	330									
Pyrene	BRL	330									
Surr: 2,4,6-Tribromophenol	2859	0	3333		85.8	41	128				
Surr: 2-Fluorobiphenyl	1371	0	1667		82.3	47	120				
Surr: 2-Fluorophenol	2477	0	3333		74.3	38.3	120				
Surr: 4-Terphenyl-d14	1464	0	1667		87.8	51.4	125				
Surr: Nitrobenzene-d5	1511	0	1667		90.6	40.1	120				
Surr: Phenol-d5	2907	0	3333		87.2	40.3	120				

Sample ID: **LCS-208413** Client ID: Units: **ug/Kg** Prep Date: **06/12/2015** Run No: **293767**
SampleType: **LCS** TestCode: **TCL-SEMIVOLATILE ORGANICS SW8270D** BatchID: **208413** Analysis Date: **06/12/2015** Seq No: **6258392**

Analyte	Result	RPT Limit	SPK value	SPK Ref Val	%REC	Low Limit	High Limit	RPD Ref Val	%RPD	RPD Limit	Qual
2,4-Dinitrotoluene	3008	330	3333		90.3	56.9	120				
2-Chlorophenol	2687	330	3333		80.6	51	120				
4-Chloro-3-methylphenol	3054	330	3333		91.6	54	120				
4-Nitrophenol	2988	1700	3333		89.6	40.7	120				
Acenaphthene	2757	330	3333		82.7	57.9	120				
N-Nitrosodi-n-propylamine	3486	330	3333		105	56.5	124				

Qualifiers:

>	Greater than Result value	<	Less than Result value	B	Analyte detected in the associated method blank
BRL	Below reporting limit	E	Estimated (value above quantitation range)	H	Holding times for preparation or analysis exceeded
J	Estimated value detected below Reporting Limit	N	Analyte not NELAC certified	R	RPD outside limits due to matrix
Rpt Lim	Reporting Limit	S	Spike Recovery outside limits due to matrix		

Client: Environmental Planning Specialists, Inc.
Project Name: PPC
Workorder: 1506C34

ANALYTICAL QC SUMMARY REPORT

BatchID: 208413

Sample ID: **LCS-208413** Client ID: Units: **ug/Kg** Prep Date: **06/12/2015** Run No: **293767**
SampleType: **LCS** TestCode: **TCL-SEMIVOLATILE ORGANICS SW8270D** BatchID: **208413** Analysis Date: **06/12/2015** Seq No: **6258392**

Analyte	Result	RPT Limit	SPK value	SPK Ref Val	%REC	Low Limit	High Limit	RPD Ref Val	%RPD	RPD Limit	Qual
Pentachlorophenol	2314	1700	3333		69.4	41.8	120				
Phenol	2645	330	3333		79.4	50.1	120				
Pyrene	2861	330	3333		85.8	59.4	120				
Surr: 2,4,6-Tribromophenol	2925	0	3333		87.8	41	128				
Surr: 2-Fluorobiphenyl	1357	0	1667		81.4	47	120				
Surr: 2-Fluorophenol	2583	0	3333		77.5	38.3	120				
Surr: 4-Terphenyl-d14	1344	0	1667		80.6	51.4	125				
Surr: Nitrobenzene-d5	1512	0	1667		90.7	40.1	120				
Surr: Phenol-d5	2555	0	3333		76.6	40.3	120				

Sample ID: **1506D48-001BMS** Client ID: Units: **ug/Kg-dry** Prep Date: **06/12/2015** Run No: **293767**
SampleType: **MS** TestCode: **TCL-SEMIVOLATILE ORGANICS SW8270D** BatchID: **208413** Analysis Date: **06/12/2015** Seq No: **6260525**

Analyte	Result	RPT Limit	SPK value	SPK Ref Val	%REC	Low Limit	High Limit	RPD Ref Val	%RPD	RPD Limit	Qual
2,4-Dinitrotoluene	3240	370	3785		85.6	41.7	120				
2-Chlorophenol	2939	370	3785		77.7	42.9	120				
4-Chloro-3-methylphenol	3357	370	3785		88.7	41.1	120				
4-Nitrophenol	2957	1900	3785		78.1	32	120				
Acenaphthene	3077	370	3785		81.3	51.5	120				
N-Nitrosodi-n-propylamine	3764	370	3785		99.5	50.2	120				
Pentachlorophenol	BRL	1900	3785		47.0	38.4	120				
Phenol	2933	370	3785		77.5	41.5	120				
Pyrene	3323	370	3785	190.0	82.8	45.2	120				
Surr: 2,4,6-Tribromophenol	3087	0	3785		81.6	41	128				
Surr: 2-Fluorobiphenyl	1472	0	1892		77.8	47	120				
Surr: 2-Fluorophenol	2749	0	3785		72.6	38.3	120				
Surr: 4-Terphenyl-d14	1454	0	1892		76.8	51.4	125				
Surr: Nitrobenzene-d5	1618	0	1892		85.5	40.1	120				

Qualifiers:

>	Greater than Result value	<	Less than Result value	B	Analyte detected in the associated method blank
BRL	Below reporting limit	E	Estimated (value above quantitation range)	H	Holding times for preparation or analysis exceeded
J	Estimated value detected below Reporting Limit	N	Analyte not NELAC certified	R	RPD outside limits due to matrix
Rpt Lim	Reporting Limit	S	Spike Recovery outside limits due to matrix		

Client: Environmental Planning Specialists, Inc.
Project Name: PPC
Workorder: 1506C34

ANALYTICAL QC SUMMARY REPORT

BatchID: 208413

Sample ID: **1506D48-001BMS** Client ID:
SampleType: **MS** TestCode: **TCL-SEMIVOLATILE ORGANICS SW8270D**
Units: **ug/Kg-dry** Prep Date: **06/12/2015** Run No: **293767**
BatchID: **208413** Analysis Date: **06/12/2015** Seq No: **6260525**

Analyte	Result	RPT Limit	SPK value	SPK Ref Val	%REC	Low Limit	High Limit	RPD Ref Val	%RPD	RPD Limit	Qual
Surr: Phenol-d5	3485	0	3785		92.1	40.3	120				

Sample ID: **1506D48-001BMSD** Client ID:
SampleType: **MSD** TestCode: **TCL-SEMIVOLATILE ORGANICS SW8270D**
Units: **ug/Kg-dry** Prep Date: **06/12/2015** Run No: **293767**
BatchID: **208413** Analysis Date: **06/12/2015** Seq No: **6260526**

Analyte	Result	RPT Limit	SPK value	SPK Ref Val	%REC	Low Limit	High Limit	RPD Ref Val	%RPD	RPD Limit	Qual
2,4-Dinitrotoluene	3101	370	3785		81.9	41.7	120	3240	4.37	33.1	
2-Chlorophenol	2815	370	3785		74.4	42.9	120	2939	4.31	30.7	
4-Chloro-3-methylphenol	3235	370	3785		85.5	41.1	120	3357	3.71	40.5	
4-Nitrophenol	2793	1900	3785		73.8	32	120	2957	5.71	37.9	
Acenaphthene	2936	370	3785		77.6	51.5	120	3077	4.67	26.3	
N-Nitrosodi-n-propylamine	3688	370	3785		97.4	50.2	120	3764	2.05	34.9	
Pentachlorophenol	BRL	1900	3785		41.6	38.4	120	1780	0	35.9	
Phenol	2843	370	3785		75.1	41.5	120	2933	3.11	37.4	
Pyrene	3158	370	3785	190.0	78.4	45.2	120	3323	5.10	35	
Surr: 2,4,6-Tribromophenol	2952	0	3785		78.0	41	128	3087	0	0	
Surr: 2-Fluorobiphenyl	1374	0	1892		72.6	47	120	1472	0	0	
Surr: 2-Fluorophenol	2606	0	3785		68.8	38.3	120	2749	0	0	
Surr: 4-Terphenyl-d14	1361	0	1892		71.9	51.4	125	1454	0	0	
Surr: Nitrobenzene-d5	1537	0	1892		81.2	40.1	120	1618	0	0	
Surr: Phenol-d5	3305	0	3785		87.3	40.3	120	3485	0	0	

Qualifiers:

>	Greater than Result value	<	Less than Result value	B	Analyte detected in the associated method blank
BRL	Below reporting limit	E	Estimated (value above quantitation range)	H	Holding times for preparation or analysis exceeded
J	Estimated value detected below Reporting Limit	N	Analyte not NELAC certified	R	RPD outside limits due to matrix
Rpt Lim	Reporting Limit	S	Spike Recovery outside limits due to matrix		

Client: Environmental Planning Specialists, Inc.
Project Name: PPC
Workorder: 1506C34

ANALYTICAL QC SUMMARY REPORT

BatchID: 208676

Sample ID: **MB-208676**	Client ID:		Units: **ug/L**	Prep Date: **06/15/2015**	Run No: **293925**
SampleType: **MBLK**	TestCode: **TCL-SEMIVOLATILE ORGANICS SW8270D**		BatchID: **208676**	Analysis Date: **06/15/2015**	Seq No: **6262352**

Analyte	Result	RPT Limit	SPK value	SPK Ref Val	%REC	Low Limit	High Limit	RPD Ref Val	%RPD	RPD Limit	Qual
1,1´-Biphenyl	BRL	10									
2,4,5-Trichlorophenol	BRL	25									
2,4,6-Trichlorophenol	BRL	10									
2,4-Dichlorophenol	BRL	10									
2,4-Dimethylphenol	BRL	10									
2,4-Dinitrophenol	BRL	25									
2,4-Dinitrotoluene	BRL	10									
2,6-Dinitrotoluene	BRL	10									
2-Chloronaphthalene	BRL	10									
2-Chlorophenol	BRL	10									
2-Methylnaphthalene	BRL	10									
2-Methylphenol	BRL	10									
2-Nitroaniline	BRL	25									
2-Nitrophenol	BRL	10									
3,3´-Dichlorobenzidine	BRL	10									
3-Nitroaniline	BRL	25									
4,6-Dinitro-2-methylphenol	BRL	25									
4-Bromophenyl phenyl ether	BRL	10									
4-Chloro-3-methylphenol	BRL	10									
4-Chloroaniline	BRL	10									
4-Chlorophenyl phenyl ether	BRL	10									
4-Methylphenol	BRL	10									
4-Nitroaniline	BRL	25									
4-Nitrophenol	BRL	25									
Acenaphthene	BRL	10									
Acenaphthylene	BRL	10									
Acetophenone	BRL	10									

Qualifiers:

>	Greater than Result value	<	Less than Result value	B	Analyte detected in the associated method blank
BRL	Below reporting limit	E	Estimated (value above quantitation range)	H	Holding times for preparation or analysis exceeded
J	Estimated value detected below Reporting Limit	N	Analyte not NELAC certified	R	RPD outside limits due to matrix
Rpt Lim	Reporting Limit	S	Spike Recovery outside limits due to matrix		

Client: Environmental Planning Specialists, Inc.
Project Name: PPC
Workorder: 1506C34

ANALYTICAL QC SUMMARY REPORT

BatchID: 208676

Sample ID: **MB-208676**	Client ID:		Units: **ug/L**	Prep Date: **06/15/2015**	Run No: **293925**
SampleType: **MBLK**	TestCode: **TCL-SEMIVOLATILE ORGANICS SW8270D**		BatchID: **208676**	Analysis Date: **06/15/2015**	Seq No: **6262352**

Analyte	Result	RPT Limit	SPK value	SPK Ref Val	%REC	Low Limit	High Limit	RPD Ref Val	%RPD	RPD Limit	Qual
Anthracene	BRL	10									
Atrazine	BRL	10									
Benz(a)anthracene	BRL	10									
Benzaldehyde	BRL	10									
Benzo(a)pyrene	BRL	10									
Benzo(b)fluoranthene	BRL	10									
Benzo(g,h,i)perylene	BRL	10									
Benzo(k)fluoranthene	BRL	10									
Bis(2-chloroethoxy)methane	BRL	10									
Bis(2-chloroethyl)ether	BRL	10									
Bis(2-chloroisopropyl)ether	BRL	10									
Bis(2-ethylhexyl)phthalate	BRL	10									
Butyl benzyl phthalate	BRL	10									
Caprolactam	BRL	10									
Carbazole	BRL	10									
Chrysene	BRL	10									
Di-n-butyl phthalate	BRL	10									
Di-n-octyl phthalate	BRL	10									
Dibenz(a,h)anthracene	BRL	10									
Dibenzofuran	BRL	10									
Diethyl phthalate	BRL	10									
Dimethyl phthalate	BRL	10									
Fluoranthene	BRL	10									
Fluorene	BRL	10									
Hexachlorobenzene	BRL	10									
Hexachlorobutadiene	BRL	10									
Hexachlorocyclopentadiene	BRL	10									

Qualifiers:

>	Greater than Result value	<	Less than Result value	B	Analyte detected in the associated method blank
BRL	Below reporting limit	E	Estimated (value above quantitation range)	H	Holding times for preparation or analysis exceeded
J	Estimated value detected below Reporting Limit	N	Analyte not NELAC certified	R	RPD outside limits due to matrix
Rpt Lim	Reporting Limit	S	Spike Recovery outside limits due to matrix		

Client: Environmental Planning Specialists, Inc.
Project Name: PPC
Workorder: 1506C34

ANALYTICAL QC SUMMARY REPORT

BatchID: 208676

Sample ID: **MB-208676** Client ID: Units: **ug/L** Prep Date: **06/15/2015** Run No: **293925**
SampleType: **MBLK** TestCode: **TCL-SEMIVOLATILE ORGANICS SW8270D** BatchID: **208676** Analysis Date: **06/15/2015** Seq No: **6262352**

Analyte	Result	RPT Limit	SPK value	SPK Ref Val	%REC	Low Limit	High Limit	RPD Ref Val	%RPD	RPD Limit	Qual
Hexachloroethane	BRL	10									
Indeno(1,2,3-cd)pyrene	BRL	10									
Isophorone	BRL	10									
N-Nitrosodi-n-propylamine	BRL	10									
N-Nitrosodiphenylamine	BRL	10									
Naphthalene	BRL	10									
Nitrobenzene	BRL	10									
Pentachlorophenol	BRL	25									
Phenanthrene	BRL	10									
Phenol	BRL	10									
Pyrene	BRL	10									
Surr: 2,4,6-Tribromophenol	98.93	0	100.0		98.9	52	133				
Surr: 2-Fluorobiphenyl	47.01	0	50.00		94.0	50	121				
Surr: 2-Fluorophenol	61.60	0	100.0		61.6	27.5	120				
Surr: 4-Terphenyl-d14	52.67	0	50.00		105	46.3	137				
Surr: Nitrobenzene-d5	45.79	0	50.00		91.6	41.2	121				
Surr: Phenol-d5	41.84	0	100.0		41.8	14.3	120				

Sample ID: **LCS-208676** Client ID: Units: **ug/L** Prep Date: **06/15/2015** Run No: **293925**
SampleType: **LCS** TestCode: **TCL-SEMIVOLATILE ORGANICS SW8270D** BatchID: **208676** Analysis Date: **06/15/2015** Seq No: **6262963**

Analyte	Result	RPT Limit	SPK value	SPK Ref Val	%REC	Low Limit	High Limit	RPD Ref Val	%RPD	RPD Limit	Qual
2,4-Dinitrotoluene	106.2	10	100.0		106	69.9	127				
2-Chlorophenol	91.55	10	100.0		91.6	59.8	120				
4-Chloro-3-methylphenol	110.1	10	100.0		110	65.7	126				
4-Nitrophenol	47.60	25	100.0		47.6	21	120				
Acenaphthene	102.6	10	100.0		103	68.2	124				
N-Nitrosodi-n-propylamine	104.0	10	100.0		104	60.3	138				

Qualifiers:

>	Greater than Result value	<	Less than Result value	B	Analyte detected in the associated method blank
BRL	Below reporting limit	E	Estimated (value above quantitation range)	H	Holding times for preparation or analysis exceeded
J	Estimated value detected below Reporting Limit	N	Analyte not NELAC certified	R	RPD outside limits due to matrix
Rpt Lim	Reporting Limit	S	Spike Recovery outside limits due to matrix		

Client: Environmental Planning Specialists, Inc.
Project Name: PPC
Workorder: 1506C34

ANALYTICAL QC SUMMARY REPORT

BatchID: 208676

Sample ID: **LCS-208676** Client ID: Units: **ug/L** Prep Date: **06/15/2015** Run No: **293925**
SampleType: **LCS** TestCode: **TCL-SEMIVOLATILE ORGANICS SW8270D** BatchID: **208676** Analysis Date: **06/15/2015** Seq No: **6262963**

Analyte	Result	RPT Limit	SPK value	SPK Ref Val	%REC	Low Limit	High Limit	RPD Ref Val	%RPD	RPD Limit	Qual
Pentachlorophenol	75.80	25	100.0		75.8	50.2	136				
Phenol	48.90	10	100.0		48.9	25.6	120				
Pyrene	121.0	10	100.0		121	70.1	124				
Surr: 2,4,6-Tribromophenol	106.3	0	100.0		106	52	133				
Surr: 2-Fluorobiphenyl	50.52	0	50.00		101	50	121				
Surr: 2-Fluorophenol	68.06	0	100.0		68.1	27.5	120				
Surr: 4-Terphenyl-d14	56.25	0	50.00		112	46.3	137				
Surr: Nitrobenzene-d5	44.28	0	50.00		88.6	41.2	121				
Surr: Phenol-d5	49.53	0	100.0		49.5	14.3	120				

Sample ID: **1506C34-008BMS** Client ID: **15160-MW-5** Units: **ug/L** Prep Date: **06/15/2015** Run No: **293925**
SampleType: **MS** TestCode: **TCL-SEMIVOLATILE ORGANICS SW8270D** BatchID: **208676** Analysis Date: **06/15/2015** Seq No: **6262966**

Analyte	Result	RPT Limit	SPK value	SPK Ref Val	%REC	Low Limit	High Limit	RPD Ref Val	%RPD	RPD Limit	Qual
2,4-Dinitrotoluene	99.47	10	100.0		99.5	50.5	120				
2-Chlorophenol	85.88	10	100.0		85.9	51.4	120				
4-Chloro-3-methylphenol	110.6	10	100.0		111	50	121				
4-Nitrophenol	61.09	25	100.0		61.1	23.7	120				
Acenaphthene	98.86	10	100.0		98.9	53.9	120				
N-Nitrosodi-n-propylamine	97.21	10	100.0		97.2	52.6	122				
Pentachlorophenol	77.18	25	100.0		77.2	42.1	134				
Phenol	57.67	10	100.0		57.7	31	120				
Pyrene	106.5	10	100.0		106	53	112				
Surr: 2,4,6-Tribromophenol	107.0	0	100.0		107	52	133				
Surr: 2-Fluorobiphenyl	49.26	0	50.00		98.5	50	121				
Surr: 2-Fluorophenol	68.17	0	100.0		68.2	27.5	120				
Surr: 4-Terphenyl-d14	52.19	0	50.00		104	46.3	137				
Surr: Nitrobenzene-d5	48.17	0	50.00		96.3	41.2	121				

Qualifiers:

>	Greater than Result value	<	Less than Result value	B	Analyte detected in the associated method blank
BRL	Below reporting limit	E	Estimated (value above quantitation range)	H	Holding times for preparation or analysis exceeded
J	Estimated value detected below Reporting Limit	N	Analyte not NELAC certified	R	RPD outside limits due to matrix
Rpt Lim	Reporting Limit	S	Spike Recovery outside limits due to matrix		

Client: Environmental Planning Specialists, Inc.
Project Name: PPC
Workorder: 1506C34

ANALYTICAL QC SUMMARY REPORT

BatchID: 208676

Sample ID: **1506C34-008BMS** Client ID: **15160-MW-5** Units: **ug/L** Prep Date: **06/15/2015** Run No: **293925**
SampleType: **MS** TestCode: **TCL-SEMIVOLATILE ORGANICS SW8270D** BatchID: **208676** Analysis Date: **06/15/2015** Seq No: **6262966**

Analyte	Result	RPT Limit	SPK value	SPK Ref Val	%REC	Low Limit	High Limit	RPD Ref Val	%RPD	RPD Limit	Qual
Surr: Phenol-d5	58.42	0	100.0		58.4	14.3	120				

Sample ID: **1506C34-008BMSD** Client ID: **15160-MW-5** Units: **ug/L** Prep Date: **06/15/2015** Run No: **293925**
SampleType: **MSD** TestCode: **TCL-SEMIVOLATILE ORGANICS SW8270D** BatchID: **208676** Analysis Date: **06/15/2015** Seq No: **6262967**

Analyte	Result	RPT Limit	SPK value	SPK Ref Val	%REC	Low Limit	High Limit	RPD Ref Val	%RPD	RPD Limit	Qual
2,4-Dinitrotoluene	103.6	10	100.0		104	50.5	120	99.47	4.05	24.4	
2-Chlorophenol	98.29	10	100.0		98.3	51.4	120	85.88	13.5	27.3	
4-Chloro-3-methylphenol	115.8	10	100.0		116	50	121	110.6	4.58	26.5	
4-Nitrophenol	66.43	25	100.0		66.4	23.7	120	61.09	8.38	45.1	
Acenaphthene	103.4	10	100.0		103	53.9	120	98.86	4.49	22.5	
N-Nitrosodi-n-propylamine	106.4	10	100.0		106	52.6	122	97.21	9.00	28.9	
Pentachlorophenol	83.82	25	100.0		83.8	42.1	134	77.18	8.25	28.3	
Phenol	67.03	10	100.0		67.0	31	120	57.67	15.0	31.9	
Pyrene	111.4	10	100.0		111	53	112	106.5	4.53	22.3	
Surr: 2,4,6-Tribromophenol	111.6	0	100.0		112	52	133	107.0	0	0	
Surr: 2-Fluorobiphenyl	52.73	0	50.00		105	50	121	49.26	0	0	
Surr: 2-Fluorophenol	80.41	0	100.0		80.4	27.5	120	68.17	0	0	
Surr: 4-Terphenyl-d14	55.37	0	50.00		111	46.3	137	52.19	0	0	
Surr: Nitrobenzene-d5	49.10	0	50.00		98.2	41.2	121	48.17	0	0	
Surr: Phenol-d5	70.33	0	100.0		70.3	14.3	120	58.42	0	0	

Qualifiers:

>	Greater than Result value	<	Less than Result value	B	Analyte detected in the associated method blank
BRL	Below reporting limit	E	Estimated (value above quantitation range)	H	Holding times for preparation or analysis exceeded
J	Estimated value detected below Reporting Limit	N	Analyte not NELAC certified	R	RPD outside limits due to matrix
Rpt Lim	Reporting Limit	S	Spike Recovery outside limits due to matrix		

Client: Environmental Planning Specialists, Inc.
Project Name: PPC
Workorder: 1506C34

ANALYTICAL QC SUMMARY REPORT

BatchID: 208701

Sample ID: **MB-208701** Client ID: Units: **mg/L** Prep Date: **06/12/2015** Run No: **293889**
SampleType: **MBLK** TestCode: **METALS, TOTAL SW6010C** BatchID: **208701** Analysis Date: **06/15/2015** Seq No: **6261455**

Analyte	Result	RPT Limit	SPK value	SPK Ref Val	%REC	Low Limit	High Limit	RPD Ref Val	%RPD	RPD Limit	Qual
Arsenic	BRL	0.0500									
Barium	BRL	0.0200									
Cadmium	BRL	0.0050									
Chromium	BRL	0.0100									
Lead	BRL	0.0100									
Nickel	BRL	0.0200									
Potassium	BRL	0.500									
Selenium	BRL	0.0200									
Silver	BRL	0.0100									
Vanadium	BRL	0.0100									
Zinc	BRL	0.0200									

Sample ID: **MB-208701** Client ID: Units: **mg/L** Prep Date: **06/12/2015** Run No: **294251**
SampleType: **MBLK** TestCode: **METALS, TOTAL SW6010C** BatchID: **208701** Analysis Date: **06/18/2015** Seq No: **6269950**

Analyte	Result	RPT Limit	SPK value	SPK Ref Val	%REC	Low Limit	High Limit	RPD Ref Val	%RPD	RPD Limit	Qual
Phosphorus	BRL	0.100									

Sample ID: **LCS-208701** Client ID: Units: **mg/L** Prep Date: **06/12/2015** Run No: **293889**
SampleType: **LCS** TestCode: **METALS, TOTAL SW6010C** BatchID: **208701** Analysis Date: **06/15/2015** Seq No: **6261456**

Analyte	Result	RPT Limit	SPK value	SPK Ref Val	%REC	Low Limit	High Limit	RPD Ref Val	%RPD	RPD Limit	Qual
Arsenic	1.049	0.0500	1.000	0.003365	105	80	120				
Barium	1.032	0.0200	1.000		103	80	120				
Cadmium	1.038	0.0050	1.000		104	80	120				
Chromium	1.027	0.0100	1.000	0.0004570	103	80	120				
Lead	1.033	0.0100	1.000		103	80	120				
Nickel	1.034	0.0200	1.000		103	80	120				

Qualifiers:

>	Greater than Result value	<	Less than Result value	B	Analyte detected in the associated method blank
BRL	Below reporting limit	E	Estimated (value above quantitation range)	H	Holding times for preparation or analysis exceeded
J	Estimated value detected below Reporting Limit	N	Analyte not NELAC certified	R	RPD outside limits due to matrix
Rpt Lim	Reporting Limit	S	Spike Recovery outside limits due to matrix		

Client: Environmental Planning Specialists, Inc.
Project Name: PPC
Workorder: 1506C34

ANALYTICAL QC SUMMARY REPORT

BatchID: 208701

Sample ID: **LCS-208701** Client ID: Units: **mg/L** Prep Date: **06/12/2015** Run No: **293889**
SampleType: **LCS** TestCode: **METALS, TOTAL SW6010C** BatchID: **208701** Analysis Date: **06/15/2015** Seq No: **6261456**

Analyte	Result	RPT Limit	SPK value	SPK Ref Val	%REC	Low Limit	High Limit	RPD Ref Val	%RPD	RPD Limit	Qual
Potassium	10.30	0.500	10.00		103	80	120				
Selenium	1.044	0.0200	1.000		104	80	120				
Silver	0.1024	0.0100	0.1000		102	80	120				
Vanadium	1.035	0.0100	1.000		104	80	120				
Zinc	1.038	0.0200	1.000		104	80	120				

Sample ID: **LCS-208701** Client ID: Units: **mg/L** Prep Date: **06/12/2015** Run No: **294251**
SampleType: **LCS** TestCode: **METALS, TOTAL SW6010C** BatchID: **208701** Analysis Date: **06/18/2015** Seq No: **6269951**

Analyte	Result	RPT Limit	SPK value	SPK Ref Val	%REC	Low Limit	High Limit	RPD Ref Val	%RPD	RPD Limit	Qual
Phosphorus	1.086	0.100	1.000		109	80	120				

Sample ID: **1506C34-001CMS** Client ID: **15161-SW-1** Units: **mg/L** Prep Date: **06/12/2015** Run No: **293889**
SampleType: **MS** TestCode: **METALS, TOTAL SW6010C** BatchID: **208701** Analysis Date: **06/15/2015** Seq No: **6261458**

Analyte	Result	RPT Limit	SPK value	SPK Ref Val	%REC	Low Limit	High Limit	RPD Ref Val	%RPD	RPD Limit	Qual
Arsenic	1.044	0.0500	1.000	0.01063	103	75	125				
Barium	1.031	0.0200	1.000	0.04572	98.6	75	125				
Cadmium	0.9997	0.0050	1.000		100.0	75	125				
Chromium	1.012	0.0100	1.000	0.01783	99.4	75	125				
Lead	0.9855	0.0100	1.000		98.6	75	125				
Nickel	0.9909	0.0200	1.000	0.001736	98.9	75	125				
Potassium	17.54	0.500	10.00	7.769	97.7	75	125				
Selenium	1.022	0.0200	1.000	0.009006	101	75	125				
Silver	0.09829	0.0100	0.1000		98.3	75	125				
Vanadium	1.006	0.0100	1.000	0.003251	100	75	125				
Zinc	1.037	0.0200	1.000	0.03700	100.0	75	125				

Qualifiers:

>	Greater than Result value	<	Less than Result value	B	Analyte detected in the associated method blank
BRL	Below reporting limit	E	Estimated (value above quantitation range)	H	Holding times for preparation or analysis exceeded
J	Estimated value detected below Reporting Limit	N	Analyte not NELAC certified	R	RPD outside limits due to matrix
Rpt Lim	Reporting Limit	S	Spike Recovery outside limits due to matrix		

Client: Environmental Planning Specialists, Inc.
Project Name: PPC
Workorder: 1506C34

ANALYTICAL QC SUMMARY REPORT

BatchID: 208701

Sample ID: **1506C34-001CMS**	Client ID: **15161-SW-1**				Units: **mg/L**		Prep Date: **06/12/2015**		Run No: **294251**
SampleType: **MS**	TestCode: **METALS, TOTAL** **SW6010C**				BatchID: **208701**		Analysis Date: **06/18/2015**		Seq No: **6269955**
Analyte	Result	RPT Limit	SPK value	SPK Ref Val	%REC	Low Limit	High Limit	RPD Ref Val	%RPD	RPD Limit	Qual
Phosphorus	1.323	0.100	1.000	0.1972	113	75	125				

Sample ID: **1506C34-001CMSD**	Client ID: **15161-SW-1**				Units: **mg/L**		Prep Date: **06/12/2015**		Run No: **293889**
SampleType: **MSD**	TestCode: **METALS, TOTAL** **SW6010C**				BatchID: **208701**		Analysis Date: **06/15/2015**		Seq No: **6261459**
Analyte	Result	RPT Limit	SPK value	SPK Ref Val	%REC	Low Limit	High Limit	RPD Ref Val	%RPD	RPD Limit	Qual
Arsenic	1.029	0.0500	1.000	0.01063	102	75	125	1.044	1.49	20	
Barium	1.018	0.0200	1.000	0.04572	97.3	75	125	1.031	1.28	20	
Cadmium	0.9919	0.0050	1.000		99.2	75	125	0.9997	0.788	20	
Chromium	0.9985	0.0100	1.000	0.01783	98.1	75	125	1.012	1.30	20	
Lead	0.9742	0.0100	1.000		97.4	75	125	0.9855	1.16	20	
Nickel	0.9784	0.0200	1.000	0.001736	97.7	75	125	0.9909	1.26	20	
Potassium	17.31	0.500	10.00	7.769	95.4	75	125	17.54	1.31	20	
Selenium	1.015	0.0200	1.000	0.009006	101	75	125	1.022	0.650	20	
Silver	0.09697	0.0100	0.1000		97.0	75	125	0.09829	1.34	20	
Vanadium	0.9932	0.0100	1.000	0.003251	99.0	75	125	1.006	1.30	20	
Zinc	1.022	0.0200	1.000	0.03700	98.5	75	125	1.037	1.50	20	

Sample ID: **1506C34-001CMSD**	Client ID: **15161-SW-1**				Units: **mg/L**		Prep Date: **06/12/2015**		Run No: **294251**
SampleType: **MSD**	TestCode: **METALS, TOTAL** **SW6010C**				BatchID: **208701**		Analysis Date: **06/18/2015**		Seq No: **6269956**
Analyte	Result	RPT Limit	SPK value	SPK Ref Val	%REC	Low Limit	High Limit	RPD Ref Val	%RPD	RPD Limit	Qual
Phosphorus	1.321	0.100	1.000	0.1972	112	75	125	1.323	0.120	20	

Qualifiers:

>	Greater than Result value	<	Less than Result value	B	Analyte detected in the associated method blank
BRL	Below reporting limit	E	Estimated (value above quantitation range)	H	Holding times for preparation or analysis exceeded
J	Estimated value detected below Reporting Limit	N	Analyte not NELAC certified	R	RPD outside limits due to matrix
Rpt Lim	Reporting Limit	S	Spike Recovery outside limits due to matrix		

Client: Environmental Planning Specialists, Inc.
Project Name: PPC
Workorder: 1506C34

ANALYTICAL QC SUMMARY REPORT

BatchID: 208707

Sample ID: **MB-208707** Client ID: Units: **mg/Kg** Prep Date: **06/12/2015** Run No: **293816**
SampleType: **MBLK** TestCode: **METALS, TOTAL SW6010C** BatchID: **208707** Analysis Date: **06/13/2015** Seq No: **6259951**

Analyte	Result	RPT Limit	SPK value	SPK Ref Val	%REC	Low Limit	High Limit	RPD Ref Val	%RPD	RPD Limit	Qual
Arsenic	BRL	5.00									
Barium	BRL	5.00									
Cadmium	BRL	2.50									
Chromium	BRL	2.50									
Lead	BRL	5.00									
Nickel	BRL	5.00									
Selenium	BRL	5.00									
Silver	BRL	2.50									
Zinc	BRL	5.00									

Sample ID: **MB-208707** Client ID: Units: **mg/Kg** Prep Date: **06/12/2015** Run No: **293994**
SampleType: **MBLK** TestCode: **METALS, TOTAL SW6010C** BatchID: **208707** Analysis Date: **06/15/2015** Seq No: **6264047**

Analyte	Result	RPT Limit	SPK value	SPK Ref Val	%REC	Low Limit	High Limit	RPD Ref Val	%RPD	RPD Limit	Qual
Phosphorus	BRL	25.0									

Sample ID: **LCS-208707** Client ID: Units: **mg/Kg** Prep Date: **06/12/2015** Run No: **293816**
SampleType: **LCS** TestCode: **METALS, TOTAL SW6010C** BatchID: **208707** Analysis Date: **06/13/2015** Seq No: **6259952**

Analyte	Result	RPT Limit	SPK value	SPK Ref Val	%REC	Low Limit	High Limit	RPD Ref Val	%RPD	RPD Limit	Qual
Arsenic	48.44	5.00	50.00		96.9	80	120				
Barium	52.66	5.00	50.00		105	80	120				
Cadmium	50.38	2.50	50.00		101	80	120				
Chromium	54.03	2.50	50.00	0.1420	108	80	120				
Lead	51.08	5.00	50.00		102	80	120				
Nickel	51.78	5.00	50.00	0.1030	103	80	120				
Selenium	43.56	5.00	50.00		87.1	80	120				
Silver	4.955	2.50	5.000		99.1	80	120				

Qualifiers:

>	Greater than Result value	<	Less than Result value	B	Analyte detected in the associated method blank
BRL	Below reporting limit	E	Estimated (value above quantitation range)	H	Holding times for preparation or analysis exceeded
J	Estimated value detected below Reporting Limit	N	Analyte not NELAC certified	R	RPD outside limits due to matrix
Rpt Lim	Reporting Limit	S	Spike Recovery outside limits due to matrix		

Client: Environmental Planning Specialists, Inc.
Project Name: PPC
Workorder: 1506C34

ANALYTICAL QC SUMMARY REPORT

BatchID: 208707

Sample ID: **LCS-208707** Client ID: Units: **mg/Kg** Prep Date: **06/12/2015** Run No: **293816**
SampleType: **LCS** TestCode: **METALS, TOTAL** **SW6010C** BatchID: **208707** Analysis Date: **06/13/2015** Seq No: **6259952**

Analyte	Result	RPT Limit	SPK value	SPK Ref Val	%REC	Low Limit	High Limit	RPD Ref Val	%RPD	RPD Limit	Qual
Zinc	52.55	5.00	50.00		105	80	120				

Sample ID: **LCS-208707** Client ID: Units: **mg/Kg** Prep Date: **06/12/2015** Run No: **293994**
SampleType: **LCS** TestCode: **METALS, TOTAL** **SW6010C** BatchID: **208707** Analysis Date: **06/15/2015** Seq No: **6264048**

Analyte	Result	RPT Limit	SPK value	SPK Ref Val	%REC	Low Limit	High Limit	RPD Ref Val	%RPD	RPD Limit	Qual
Phosphorus	50.19	25.0	50.00	0.8357	98.7	80	120				

Sample ID: **1506C02-001BMS** Client ID: Units: **mg/Kg-dry** Prep Date: **06/12/2015** Run No: **293816**
SampleType: **MS** TestCode: **METALS, TOTAL** **SW6010C** BatchID: **208707** Analysis Date: **06/13/2015** Seq No: **6259954**

Analyte	Result	RPT Limit	SPK value	SPK Ref Val	%REC	Low Limit	High Limit	RPD Ref Val	%RPD	RPD Limit	Qual
Arsenic	47.00	5.71	57.08	0.2464	81.9	75	125				
Barium	212.3	5.71	57.08	167.5	78.6	75	125				
Cadmium	53.70	2.85	57.08	0.1409	93.8	75	125				
Chromium	72.60	2.85	57.08	17.84	95.9	75	125				
Lead	60.65	5.71	57.08	23.14	65.7	75	125				S
Nickel	57.46	5.71	57.08	9.550	83.9	75	125				
Selenium	38.52	5.71	57.08		67.5	75	125				S
Silver	5.209	2.85	5.708		91.3	75	125				
Zinc	98.99	5.71	57.08	53.74	79.3	75	125				

Sample ID: **1506C02-001BMS** Client ID: Units: **mg/Kg-dry** Prep Date: **06/12/2015** Run No: **293994**
SampleType: **MS** TestCode: **METALS, TOTAL** **SW6010C** BatchID: **208707** Analysis Date: **06/15/2015** Seq No: **6264050**

Analyte	Result	RPT Limit	SPK value	SPK Ref Val	%REC	Low Limit	High Limit	RPD Ref Val	%RPD	RPD Limit	Qual
Phosphorus	417.4	28.5	57.08	360.4	99.9	75	125				

Qualifiers:

>	Greater than Result value	<	Less than Result value	B	Analyte detected in the associated method blank
BRL	Below reporting limit	E	Estimated (value above quantitation range)	H	Holding times for preparation or analysis exceeded
J	Estimated value detected below Reporting Limit	N	Analyte not NELAC certified	R	RPD outside limits due to matrix
Rpt Lim	Reporting Limit	S	Spike Recovery outside limits due to matrix		

Client: Environmental Planning Specialists, Inc.
Project Name: PPC
Workorder: 1506C34

ANALYTICAL QC SUMMARY REPORT

BatchID: 208707

Sample ID: **1506C02-001BMSD** Client ID:
SampleType: **MSD** TestCode: **METALS, TOTAL** **SW6010C**
Units: **mg/Kg-dry** Prep Date: **06/12/2015** Run No: **293816**
BatchID: **208707** Analysis Date: **06/13/2015** Seq No: **6259957**

Analyte	Result	RPT Limit	SPK value	SPK Ref Val	%REC	Low Limit	High Limit	RPD Ref Val	%RPD	RPD Limit	Qual
Arsenic	47.55	5.71	57.08	0.2464	82.9	75	125	47.00	1.16	20	
Barium	224.8	5.71	57.08	167.5	100	75	125	212.3	5.70	20	
Cadmium	54.21	2.85	57.08	0.1409	94.7	75	125	53.70	0.944	20	
Chromium	70.21	2.85	57.08	17.84	91.8	75	125	72.60	3.35	20	
Lead	59.59	5.71	57.08	23.14	63.9	75	125	60.65	1.76	20	S
Nickel	57.05	5.71	57.08	9.550	83.2	75	125	57.46	0.718	20	
Selenium	39.62	5.71	57.08		69.4	75	125	38.52	2.79	20	S
Silver	5.248	2.85	5.708		92.0	75	125	5.209	0.742	20	
Zinc	100.1	5.71	57.08	53.74	81.3	75	125	98.99	1.14	20	

Sample ID: **1506C02-001BMSD** Client ID:
SampleType: **MSD** TestCode: **METALS, TOTAL** **SW6010C**
Units: **mg/Kg-dry** Prep Date: **06/12/2015** Run No: **293994**
BatchID: **208707** Analysis Date: **06/15/2015** Seq No: **6264051**

Analyte	Result	RPT Limit	SPK value	SPK Ref Val	%REC	Low Limit	High Limit	RPD Ref Val	%RPD	RPD Limit	Qual
Phosphorus	400.8	28.5	57.08	360.4	70.7	75	125	417.4	4.07	20	S

Qualifiers:

>	Greater than Result value	<	Less than Result value	B	Analyte detected in the associated method blank
BRL	Below reporting limit	E	Estimated (value above quantitation range)	H	Holding times for preparation or analysis exceeded
J	Estimated value detected below Reporting Limit	N	Analyte not NELAC certified	R	RPD outside limits due to matrix
Rpt Lim	Reporting Limit	S	Spike Recovery outside limits due to matrix		

Client: Environmental Planning Specialists, Inc.
Project Name: PPC
Workorder: 1506C34

ANALYTICAL QC SUMMARY REPORT

BatchID: 208722

Sample ID: **MB-208722**	Client ID:		Units: **ug/L**	Prep Date: **06/12/2015**	Run No: **293741**
SampleType: **MBLK**	TestCode: **TCL VOLATILE ORGANICS SW8260B**		BatchID: **208722**	Analysis Date: **06/12/2015**	Seq No: **6258921**

Analyte	Result	RPT Limit	SPK value	SPK Ref Val	%REC	Low Limit	High Limit	RPD Ref Val	%RPD	RPD Limit	Qual
1,1,1-Trichloroethane	BRL	5.0									
1,1,2,2-Tetrachloroethane	BRL	5.0									
1,1,2-Trichloroethane	BRL	5.0									
1,1-Dichloroethane	BRL	5.0									
1,1-Dichloroethene	BRL	5.0									
1,2,4-Trichlorobenzene	BRL	5.0									
1,2-Dibromo-3-chloropropane	BRL	5.0									
1,2-Dibromoethane	BRL	5.0									
1,2-Dichlorobenzene	BRL	5.0									
1,2-Dichloroethane	BRL	5.0									
1,2-Dichloropropane	BRL	5.0									
1,3-Dichlorobenzene	BRL	5.0									
1,4-Dichlorobenzene	BRL	5.0									
2-Butanone	BRL	50									
2-Hexanone	BRL	10									
4-Methyl-2-pentanone	BRL	10									
Acetone	BRL	50									
Benzene	BRL	5.0									
Bromodichloromethane	BRL	5.0									
Bromoform	BRL	5.0									
Bromomethane	BRL	5.0									
Carbon disulfide	BRL	5.0									
Carbon tetrachloride	BRL	5.0									
Chlorobenzene	BRL	5.0									
Chloroethane	BRL	10									
Chloroform	BRL	5.0									
Chloromethane	BRL	10									

Qualifiers:

>	Greater than Result value	<	Less than Result value	B	Analyte detected in the associated method blank
BRL	Below reporting limit	E	Estimated (value above quantitation range)	H	Holding times for preparation or analysis exceeded
J	Estimated value detected below Reporting Limit	N	Analyte not NELAC certified	R	RPD outside limits due to matrix
Rpt Lim	Reporting Limit	S	Spike Recovery outside limits due to matrix		

Client: Environmental Planning Specialists, Inc.
Project Name: PPC
Workorder: 1506C34

ANALYTICAL QC SUMMARY REPORT

BatchID: 208722

Sample ID: **MB-208722** Client ID: Units: **ug/L** Prep Date: **06/12/2015** Run No: **293741**
SampleType: **MBLK** TestCode: **TCL VOLATILE ORGANICS SW8260B** BatchID: **208722** Analysis Date: **06/12/2015** Seq No: **6258921**

Analyte	Result	RPT Limit	SPK value	SPK Ref Val	%REC	Low Limit	High Limit	RPD Ref Val	%RPD	RPD Limit	Qual
cis-1,2-Dichloroethene	BRL	5.0									
cis-1,3-Dichloropropene	BRL	5.0									
Cyclohexane	BRL	5.0									
Dibromochloromethane	BRL	5.0									
Dichlorodifluoromethane	BRL	10									
Ethylbenzene	BRL	5.0									
Freon-113	BRL	10									
Isopropylbenzene	BRL	5.0									
m,p-Xylene	BRL	5.0									
Methyl acetate	BRL	5.0									
Methyl tert-butyl ether	BRL	5.0									
Methylcyclohexane	BRL	5.0									
Methylene chloride	BRL	5.0									
o-Xylene	BRL	5.0									
Styrene	BRL	5.0									
Tetrachloroethene	BRL	5.0									
Toluene	BRL	5.0									
trans-1,2-Dichloroethene	BRL	5.0									
trans-1,3-Dichloropropene	BRL	5.0									
Trichloroethene	BRL	5.0									
Trichlorofluoromethane	BRL	5.0									
Vinyl chloride	BRL	2.0									
Surr: 4-Bromofluorobenzene	50.64	0	50.00		101	70.6	123				
Surr: Dibromofluoromethane	49.44	0	50.00		98.9	78.7	124				
Surr: Toluene-d8	51.53	0	50.00		103	81.3	120				

Qualifiers:

>	Greater than Result value	<	Less than Result value	B	Analyte detected in the associated method blank
BRL	Below reporting limit	E	Estimated (value above quantitation range)	H	Holding times for preparation or analysis exceeded
J	Estimated value detected below Reporting Limit	N	Analyte not NELAC certified	R	RPD outside limits due to matrix
Rpt Lim	Reporting Limit	S	Spike Recovery outside limits due to matrix		

Client: Environmental Planning Specialists, Inc.
Project Name: PPC
Workorder: 1506C34

ANALYTICAL QC SUMMARY REPORT

BatchID: 208722

Sample ID: **LCS-208722** Client ID: Units: **ug/L** Prep Date: **06/12/2015** Run No: **293741**
SampleType: **LCS** TestCode: **TCL VOLATILE ORGANICS SW8260B** BatchID: **208722** Analysis Date: **06/12/2015** Seq No: **6258920**

Analyte	Result	RPT Limit	SPK value	SPK Ref Val	%REC	Low Limit	High Limit	RPD Ref Val	%RPD	RPD Limit	Qual
1,1-Dichloroethene	60.40	5.0	50.00		121	64.2	137				
Benzene	55.37	5.0	50.00		111	72.8	128				
Chlorobenzene	49.48	5.0	50.00		99.0	72.3	126				
Toluene	53.35	5.0	50.00		107	74.9	127				
Trichloroethene	56.22	5.0	50.00		112	70.5	134				
Surr: 4-Bromofluorobenzene	49.75	0	50.00		99.5	70.6	123				
Surr: Dibromofluoromethane	49.68	0	50.00		99.4	78.7	124				
Surr: Toluene-d8	50.14	0	50.00		100	81.3	120				

Sample ID: **1506C03-002AMS** Client ID: Units: **ug/L** Prep Date: **06/12/2015** Run No: **293741**
SampleType: **MS** TestCode: **TCL VOLATILE ORGANICS SW8260B** BatchID: **208722** Analysis Date: **06/12/2015** Seq No: **6258929**

Analyte	Result	RPT Limit	SPK value	SPK Ref Val	%REC	Low Limit	High Limit	RPD Ref Val	%RPD	RPD Limit	Qual
1,1-Dichloroethene	61.55	5.0	50.00		123	60.5	156				
Benzene	57.09	5.0	50.00		114	70	135				
Chlorobenzene	50.61	5.0	50.00		101	70.5	132				
Toluene	54.89	5.0	50.00		110	70.5	137				
Trichloroethene	55.67	5.0	50.00		111	71.8	139				
Surr: 4-Bromofluorobenzene	48.88	0	50.00		97.8	70.6	123				
Surr: Dibromofluoromethane	47.66	0	50.00		95.3	78.7	124				
Surr: Toluene-d8	51.56	0	50.00		103	81.3	120				

Sample ID: **1506C03-002AMSD** Client ID: Units: **ug/L** Prep Date: **06/12/2015** Run No: **293741**
SampleType: **MSD** TestCode: **TCL VOLATILE ORGANICS SW8260B** BatchID: **208722** Analysis Date: **06/12/2015** Seq No: **6258930**

Analyte	Result	RPT Limit	SPK value	SPK Ref Val	%REC	Low Limit	High Limit	RPD Ref Val	%RPD	RPD Limit	Qual
1,1-Dichloroethene	58.62	5.0	50.00		117	60.5	156	61.55	4.88	20	
Benzene	55.00	5.0	50.00		110	70	135	57.09	3.73	20	

Qualifiers:

>	Greater than Result value	<	Less than Result value	B	Analyte detected in the associated method blank
BRL	Below reporting limit	E	Estimated (value above quantitation range)	H	Holding times for preparation or analysis exceeded
J	Estimated value detected below Reporting Limit	N	Analyte not NELAC certified	R	RPD outside limits due to matrix
Rpt Lim	Reporting Limit	S	Spike Recovery outside limits due to matrix		

Client: Environmental Planning Specialists, Inc.
Project Name: PPC
Workorder: 1506C34

ANALYTICAL QC SUMMARY REPORT

BatchID: 208722

Sample ID: **1506C03-002AMSD** Client ID:
SampleType: **MSD** TestCode: **TCL VOLATILE ORGANICS SW8260B**
Units: **ug/L** Prep Date: **06/12/2015** Run No: **293741**
BatchID: **208722** Analysis Date: **06/12/2015** Seq No: **6258930**

Analyte	Result	RPT Limit	SPK value	SPK Ref Val	%REC	Low Limit	High Limit	RPD Ref Val	%RPD	RPD Limit	Qual
Chlorobenzene	48.84	5.0	50.00		97.7	70.5	132	50.61	3.56	20	
Toluene	53.08	5.0	50.00		106	70.5	137	54.89	3.35	20	
Trichloroethene	53.61	5.0	50.00		107	71.8	139	55.67	3.77	20	
Surr: 4-Bromofluorobenzene	49.23	0	50.00		98.5	70.6	123	48.88	0	0	
Surr: Dibromofluoromethane	46.17	0	50.00		92.3	78.7	124	47.66	0	0	
Surr: Toluene-d8	50.01	0	50.00		100	81.3	120	51.56	0	0	

Qualifiers:

>	Greater than Result value	<	Less than Result value	B	Analyte detected in the associated method blank
BRL	Below reporting limit	E	Estimated (value above quantitation range)	H	Holding times for preparation or analysis exceeded
J	Estimated value detected below Reporting Limit	N	Analyte not NELAC certified	R	RPD outside limits due to matrix
Rpt Lim	Reporting Limit	S	Spike Recovery outside limits due to matrix		

Client: Environmental Planning Specialists, Inc.
Project Name: PPC
Workorder: 1506C34

ANALYTICAL QC SUMMARY REPORT

BatchID: 208771

Sample ID: **MB-208771**	Client ID:		Units: **ug/L**	Prep Date: **06/12/2015**	Run No: **293828**
SampleType: **MBLK**	TestCode: **TCL VOLATILE ORGANICS SW8260B**		BatchID: **208771**	Analysis Date: **06/13/2015**	Seq No: **6260258**

Analyte	Result	RPT Limit	SPK value	SPK Ref Val	%REC	Low Limit	High Limit	RPD Ref Val	%RPD	RPD Limit	Qual
1,1,1-Trichloroethane	BRL	5.0									
1,1,2,2-Tetrachloroethane	BRL	5.0									
1,1,2-Trichloroethane	BRL	5.0									
1,1-Dichloroethane	BRL	5.0									
1,1-Dichloroethene	BRL	5.0									
1,2,4-Trichlorobenzene	BRL	5.0									
1,2-Dibromo-3-chloropropane	BRL	5.0									
1,2-Dibromoethane	BRL	5.0									
1,2-Dichlorobenzene	BRL	5.0									
1,2-Dichloroethane	BRL	5.0									
1,2-Dichloropropane	BRL	5.0									
1,3-Dichlorobenzene	BRL	5.0									
1,4-Dichlorobenzene	BRL	5.0									
2-Butanone	BRL	50									
2-Hexanone	BRL	10									
4-Methyl-2-pentanone	BRL	10									
Acetone	BRL	50									
Benzene	BRL	5.0									
Bromodichloromethane	BRL	5.0									
Bromoform	BRL	5.0									
Bromomethane	BRL	5.0									
Carbon disulfide	BRL	5.0									
Carbon tetrachloride	BRL	5.0									
Chlorobenzene	BRL	5.0									
Chloroethane	BRL	10									
Chloroform	BRL	5.0									
Chloromethane	BRL	10									

Qualifiers:

>	Greater than Result value	<	Less than Result value	B	Analyte detected in the associated method blank
BRL	Below reporting limit	E	Estimated (value above quantitation range)	H	Holding times for preparation or analysis exceeded
J	Estimated value detected below Reporting Limit	N	Analyte not NELAC certified	R	RPD outside limits due to matrix
Rpt Lim	Reporting Limit	S	Spike Recovery outside limits due to matrix		

Client: Environmental Planning Specialists, Inc.
Project Name: PPC
Workorder: 1506C34

ANALYTICAL QC SUMMARY REPORT

BatchID: 208771

Sample ID: **MB-208771** Client ID: Units: **ug/L** Prep Date: **06/12/2015** Run No: **293828**
SampleType: **MBLK** TestCode: **TCL VOLATILE ORGANICS SW8260B** BatchID: **208771** Analysis Date: **06/13/2015** Seq No: **6260258**

Analyte	Result	RPT Limit	SPK value	SPK Ref Val	%REC	Low Limit	High Limit	RPD Ref Val	%RPD	RPD Limit	Qual
cis-1,2-Dichloroethene	BRL	5.0									
cis-1,3-Dichloropropene	BRL	5.0									
Cyclohexane	BRL	5.0									
Dibromochloromethane	BRL	5.0									
Dichlorodifluoromethane	BRL	10									
Ethylbenzene	BRL	5.0									
Freon-113	BRL	10									
Isopropylbenzene	BRL	5.0									
m,p-Xylene	BRL	5.0									
Methyl acetate	BRL	5.0									
Methyl tert-butyl ether	BRL	5.0									
Methylcyclohexane	BRL	5.0									
Methylene chloride	BRL	5.0									
o-Xylene	BRL	5.0									
Styrene	BRL	5.0									
Tetrachloroethene	BRL	5.0									
Toluene	BRL	5.0									
trans-1,2-Dichloroethene	BRL	5.0									
trans-1,3-Dichloropropene	BRL	5.0									
Trichloroethene	BRL	5.0									
Trichlorofluoromethane	BRL	5.0									
Vinyl chloride	BRL	2.0									
Surr: 4-Bromofluorobenzene	46.57	0	50.00		93.1	70.6	123				
Surr: Dibromofluoromethane	49.67	0	50.00		99.3	78.7	124				
Surr: Toluene-d8	48.97	0	50.00		97.9	81.3	120				

Qualifiers:

>	Greater than Result value	<	Less than Result value	B	Analyte detected in the associated method blank
BRL	Below reporting limit	E	Estimated (value above quantitation range)	H	Holding times for preparation or analysis exceeded
J	Estimated value detected below Reporting Limit	N	Analyte not NELAC certified	R	RPD outside limits due to matrix
Rpt Lim	Reporting Limit	S	Spike Recovery outside limits due to matrix		

Client: Environmental Planning Specialists, Inc.
Project Name: PPC
Workorder: 1506C34

ANALYTICAL QC SUMMARY REPORT

BatchID: 208771

Sample ID: **LCS-208771** Client ID: Units: **ug/L** Prep Date: **06/12/2015** Run No: **293828**
SampleType: **LCS** TestCode: **TCL VOLATILE ORGANICS SW8260B** BatchID: **208771** Analysis Date: **06/13/2015** Seq No: **6260257**

Analyte	Result	RPT Limit	SPK value	SPK Ref Val	%REC	Low Limit	High Limit	RPD Ref Val	%RPD	RPD Limit	Qual
1,1-Dichloroethene	51.22	5.0	50.00		102	64.2	137				
Benzene	46.26	5.0	50.00		92.5	72.8	128				
Chlorobenzene	40.93	5.0	50.00		81.9	72.3	126				
Toluene	45.04	5.0	50.00		90.1	74.9	127				
Trichloroethene	44.49	5.0	50.00		89.0	70.5	134				
Surr: 4-Bromofluorobenzene	49.19	0	50.00		98.4	70.6	123				
Surr: Dibromofluoromethane	48.73	0	50.00		97.5	78.7	124				
Surr: Toluene-d8	51.10	0	50.00		102	81.3	120				

Sample ID: **1506D65-001AMS** Client ID: Units: **ug/L** Prep Date: **06/12/2015** Run No: **293828**
SampleType: **MS** TestCode: **TCL VOLATILE ORGANICS SW8260B** BatchID: **208771** Analysis Date: **06/13/2015** Seq No: **6260261**

Analyte	Result	RPT Limit	SPK value	SPK Ref Val	%REC	Low Limit	High Limit	RPD Ref Val	%RPD	RPD Limit	Qual
1,1-Dichloroethene	65.83	5.0	50.00		132	60.5	156				
Benzene	60.41	5.0	50.00		121	70	135				
Chlorobenzene	50.56	5.0	50.00		101	70.5	132				
Toluene	59.02	5.0	50.00		118	70.5	137				
Trichloroethene	58.61	5.0	50.00		117	71.8	139				
Surr: 4-Bromofluorobenzene	46.73	0	50.00		93.5	70.6	123				
Surr: Dibromofluoromethane	51.35	0	50.00		103	78.7	124				
Surr: Toluene-d8	52.46	0	50.00		105	81.3	120				

Sample ID: **1506D65-001AMSD** Client ID: Units: **ug/L** Prep Date: **06/12/2015** Run No: **293828**
SampleType: **MSD** TestCode: **TCL VOLATILE ORGANICS SW8260B** BatchID: **208771** Analysis Date: **06/13/2015** Seq No: **6260262**

Analyte	Result	RPT Limit	SPK value	SPK Ref Val	%REC	Low Limit	High Limit	RPD Ref Val	%RPD	RPD Limit	Qual
1,1-Dichloroethene	61.71	5.0	50.00		123	60.5	156	65.83	6.46	20	
Benzene	54.07	5.0	50.00		108	70	135	60.41	11.1	20	

Qualifiers:

>	Greater than Result value	<	Less than Result value	B	Analyte detected in the associated method blank
BRL	Below reporting limit	E	Estimated (value above quantitation range)	H	Holding times for preparation or analysis exceeded
J	Estimated value detected below Reporting Limit	N	Analyte not NELAC certified	R	RPD outside limits due to matrix
Rpt Lim	Reporting Limit	S	Spike Recovery outside limits due to matrix		

Client: Environmental Planning Specialists, Inc.
Project Name: PPC
Workorder: 1506C34

ANALYTICAL QC SUMMARY REPORT

BatchID: 208771

Sample ID: **1506D65-001AMSD** Client ID:
SampleType: **MSD** TestCode: **TCL VOLATILE ORGANICS SW8260B**
Units: **ug/L** Prep Date: **06/12/2015** Run No: **293828**
BatchID: **208771** Analysis Date: **06/13/2015** Seq No: **6260262**

Analyte	Result	RPT Limit	SPK value	SPK Ref Val	%REC	Low Limit	High Limit	RPD Ref Val	%RPD	RPD Limit	Qual
Chlorobenzene	48.38	5.0	50.00		96.8	70.5	132	50.56	4.41	20	
Toluene	52.95	5.0	50.00		106	70.5	137	59.02	10.8	20	
Trichloroethene	52.34	5.0	50.00		105	71.8	139	58.61	11.3	20	
Surr: 4-Bromofluorobenzene	46.24	0	50.00		92.5	70.6	123	46.73	0	0	
Surr: Dibromofluoromethane	47.76	0	50.00		95.5	78.7	124	51.35	0	0	
Surr: Toluene-d8	50.94	0	50.00		102	81.3	120	52.46	0	0	

Qualifiers:

>	Greater than Result value	<	Less than Result value	B	Analyte detected in the associated method blank
BRL	Below reporting limit	E	Estimated (value above quantitation range)	H	Holding times for preparation or analysis exceeded
J	Estimated value detected below Reporting Limit	N	Analyte not NELAC certified	R	RPD outside limits due to matrix
Rpt Lim	Reporting Limit	S	Spike Recovery outside limits due to matrix		

Client: Environmental Planning Specialists, Inc.
Project Name: PPC
Workorder: 1506C34

ANALYTICAL QC SUMMARY REPORT

BatchID: 208773

Sample ID: **MB-208773** Client ID: Units: **mg/Kg** Prep Date: **06/15/2015** Run No: **293922**
SampleType: **MBLK** TestCode: **TOTAL MERCURY SW7471B** BatchID: **208773** Analysis Date: **06/15/2015** Seq No: **6262358**

Analyte	Result	RPT Limit	SPK value	SPK Ref Val	%REC	Low Limit	High Limit	RPD Ref Val	%RPD	RPD Limit	Qual
Mercury	BRL	0.100									

Sample ID: **LCS-208773** Client ID: Units: **mg/Kg** Prep Date: **06/15/2015** Run No: **293922**
SampleType: **LCS** TestCode: **TOTAL MERCURY SW7471B** BatchID: **208773** Analysis Date: **06/15/2015** Seq No: **6262360**

Analyte	Result	RPT Limit	SPK value	SPK Ref Val	%REC	Low Limit	High Limit	RPD Ref Val	%RPD	RPD Limit	Qual
Mercury	0.4061	0.100	0.4000		102	80	120				

Sample ID: **1506C23-001CMS** Client ID: Units: **mg/Kg-dry** Prep Date: **06/15/2015** Run No: **293922**
SampleType: **MS** TestCode: **TOTAL MERCURY SW7471B** BatchID: **208773** Analysis Date: **06/15/2015** Seq No: **6262364**

Analyte	Result	RPT Limit	SPK value	SPK Ref Val	%REC	Low Limit	High Limit	RPD Ref Val	%RPD	RPD Limit	Qual
Mercury	0.4581	0.118	0.4729	0.01584	93.5	70	130				

Sample ID: **1506C23-001CMSD** Client ID: Units: **mg/Kg-dry** Prep Date: **06/15/2015** Run No: **293922**
SampleType: **MSD** TestCode: **TOTAL MERCURY SW7471B** BatchID: **208773** Analysis Date: **06/15/2015** Seq No: **6262367**

Analyte	Result	RPT Limit	SPK value	SPK Ref Val	%REC	Low Limit	High Limit	RPD Ref Val	%RPD	RPD Limit	Qual
Mercury	0.4724	0.118	0.4701	0.01584	97.1	70	130	0.4581	3.09	30	

Qualifiers:

>	Greater than Result value	<	Less than Result value	B	Analyte detected in the associated method blank
BRL	Below reporting limit	E	Estimated (value above quantitation range)	H	Holding times for preparation or analysis exceeded
J	Estimated value detected below Reporting Limit	N	Analyte not NELAC certified	R	RPD outside limits due to matrix
Rpt Lim	Reporting Limit	S	Spike Recovery outside limits due to matrix		

Client: Environmental Planning Specialists, Inc.
Project Name: PPC
Workorder: 1506C34

ANALYTICAL QC SUMMARY REPORT

BatchID: 208832

Sample ID: **MB-208832** Client ID: Units: **ug/Kg** Prep Date: **06/15/2015** Run No: **293970**
SampleType: **MBLK** TestCode: **TCL VOLATILE ORGANICS SW8260B** BatchID: **208832** Analysis Date: **06/15/2015** Seq No: **6263535**

Analyte	Result	RPT Limit	SPK value	SPK Ref Val	%REC	Low Limit	High Limit	RPD Ref Val	%RPD	RPD Limit	Qual
1,1,1-Trichloroethane	BRL	5.0									
1,1,2,2-Tetrachloroethane	BRL	5.0									
1,1,2-Trichloroethane	BRL	5.0									
1,1-Dichloroethane	BRL	5.0									
1,1-Dichloroethene	BRL	5.0									
1,2,4-Trichlorobenzene	BRL	5.0									
1,2-Dibromo-3-chloropropane	BRL	5.0									
1,2-Dibromoethane	BRL	5.0									
1,2-Dichlorobenzene	BRL	5.0									
1,2-Dichloroethane	BRL	5.0									
1,2-Dichloropropane	BRL	5.0									
1,3-Dichlorobenzene	BRL	5.0									
1,4-Dichlorobenzene	BRL	5.0									
2-Butanone	BRL	50									
2-Hexanone	BRL	10									
4-Methyl-2-pentanone	BRL	10									
Acetone	BRL	100									
Benzene	BRL	5.0									
Bromodichloromethane	BRL	5.0									
Bromoform	BRL	5.0									
Bromomethane	BRL	5.0									
Carbon disulfide	BRL	10									
Carbon tetrachloride	BRL	5.0									
Chlorobenzene	BRL	5.0									
Chloroethane	BRL	10									
Chloroform	BRL	5.0									
Chloromethane	BRL	10									

Qualifiers:

>	Greater than Result value	<	Less than Result value	B	Analyte detected in the associated method blank
BRL	Below reporting limit	E	Estimated (value above quantitation range)	H	Holding times for preparation or analysis exceeded
J	Estimated value detected below Reporting Limit	N	Analyte not NELAC certified	R	RPD outside limits due to matrix
Rpt Lim	Reporting Limit	S	Spike Recovery outside limits due to matrix		

Client: Environmental Planning Specialists, Inc.
Project Name: PPC
Workorder: 1506C34

ANALYTICAL QC SUMMARY REPORT

BatchID: 208832

Sample ID: **MB-208832** Client ID: Units: **ug/Kg** Prep Date: **06/15/2015** Run No: **293970**
SampleType: **MBLK** TestCode: **TCL VOLATILE ORGANICS SW8260B** BatchID: **208832** Analysis Date: **06/15/2015** Seq No: **6263535**

Analyte	Result	RPT Limit	SPK value	SPK Ref Val	%REC	Low Limit	High Limit	RPD Ref Val	%RPD	RPD Limit	Qual
cis-1,2-Dichloroethene	BRL	5.0									
cis-1,3-Dichloropropene	BRL	5.0									
Cyclohexane	BRL	5.0									
Dibromochloromethane	BRL	5.0									
Dichlorodifluoromethane	BRL	10									
Ethylbenzene	BRL	5.0									
Freon-113	BRL	10									
Isopropylbenzene	BRL	5.0									
m,p-Xylene	BRL	5.0									
Methyl acetate	BRL	5.0									
Methyl tert-butyl ether	BRL	5.0									
Methylcyclohexane	BRL	5.0									
Methylene chloride	BRL	20									
o-Xylene	BRL	5.0									
Styrene	BRL	5.0									
Tetrachloroethene	BRL	5.0									
Toluene	BRL	5.0									
trans-1,2-Dichloroethene	BRL	5.0									
trans-1,3-Dichloropropene	BRL	5.0									
Trichloroethene	BRL	5.0									
Trichlorofluoromethane	BRL	5.0									
Vinyl chloride	BRL	10									
Surr: 4-Bromofluorobenzene	48.38	0	50.00		96.8	70	128				
Surr: Dibromofluoromethane	54.28	0	50.00		109	78.2	128				
Surr: Toluene-d8	49.72	0	50.00		99.4	76.5	116				

Qualifiers:

>	Greater than Result value	<	Less than Result value	B	Analyte detected in the associated method blank
BRL	Below reporting limit	E	Estimated (value above quantitation range)	H	Holding times for preparation or analysis exceeded
J	Estimated value detected below Reporting Limit	N	Analyte not NELAC certified	R	RPD outside limits due to matrix
Rpt Lim	Reporting Limit	S	Spike Recovery outside limits due to matrix		

Client: Environmental Planning Specialists, Inc.
Project Name: PPC
Workorder: 1506C34

ANALYTICAL QC SUMMARY REPORT

BatchID: 208832

Sample ID: **LCS-208832** Client ID: Units: **ug/Kg** Prep Date: **06/15/2015** Run No: **293970**
SampleType: **LCS** TestCode: **TCL VOLATILE ORGANICS SW8260B** BatchID: **208832** Analysis Date: **06/15/2015** Seq No: **6263532**

Analyte	Result	RPT Limit	SPK value	SPK Ref Val	%REC	Low Limit	High Limit	RPD Ref Val	%RPD	RPD Limit	Qual
1,1-Dichloroethene	64.02	5.0	50.00		128	69.9	145				
Benzene	57.62	5.0	50.00		115	72.3	130				
Chlorobenzene	55.06	5.0	50.00		110	69	130				
Toluene	56.96	5.0	50.00		114	71.1	130				
Trichloroethene	58.37	5.0	50.00		117	71.7	136				
Surr: 4-Bromofluorobenzene	48.25	0	50.00		96.5	70	128				
Surr: Dibromofluoromethane	53.53	0	50.00		107	78.2	128				
Surr: Toluene-d8	49.25	0	50.00		98.5	76.5	116				

Sample ID: **1506C34-013AMS** Client ID: **15159-SB-1-2** Units: **ug/Kg-dry** Prep Date: **06/15/2015** Run No: **293970**
SampleType: **MS** TestCode: **TCL VOLATILE ORGANICS SW8260B** BatchID: **208832** Analysis Date: **06/15/2015** Seq No: **6263533**

Analyte	Result	RPT Limit	SPK value	SPK Ref Val	%REC	Low Limit	High Limit	RPD Ref Val	%RPD	RPD Limit	Qual
1,1-Dichloroethene	78.33	6.6	66.09		119	56.6	151				
Benzene	73.02	6.6	66.09		110	70.4	130				
Chlorobenzene	68.34	6.6	66.09		103	67.5	132				
Toluene	72.81	6.6	66.09		110	70.4	130				
Trichloroethene	70.31	6.6	66.09		106	70.1	137				
Surr: 4-Bromofluorobenzene	63.79	0	66.09		96.5	70	128				
Surr: Dibromofluoromethane	67.76	0	66.09		103	78.2	128				
Surr: Toluene-d8	64.39	0	66.09		97.4	76.5	116				

Sample ID: **1506C34-013AMSD** Client ID: **15159-SB-1-2** Units: **ug/Kg-dry** Prep Date: **06/15/2015** Run No: **293970**
SampleType: **MSD** TestCode: **TCL VOLATILE ORGANICS SW8260B** BatchID: **208832** Analysis Date: **06/15/2015** Seq No: **6263534**

Analyte	Result	RPT Limit	SPK value	SPK Ref Val	%REC	Low Limit	High Limit	RPD Ref Val	%RPD	RPD Limit	Qual
1,1-Dichloroethene	79.89	6.6	66.09		121	56.6	151	78.33	1.97	20.4	
Benzene	72.25	6.6	66.09		109	70.4	130	73.02	1.06	16.9	

Qualifiers:

>	Greater than Result value	<	Less than Result value	B	Analyte detected in the associated method blank
BRL	Below reporting limit	E	Estimated (value above quantitation range)	H	Holding times for preparation or analysis exceeded
J	Estimated value detected below Reporting Limit	N	Analyte not NELAC certified	R	RPD outside limits due to matrix
Rpt Lim	Reporting Limit	S	Spike Recovery outside limits due to matrix		

Client: Environmental Planning Specialists, Inc.
Project Name: PPC
Workorder: 1506C34

ANALYTICAL QC SUMMARY REPORT

BatchID: 208832

Sample ID: **1506C34-013AMSD** Client ID: **15159-SB-1-2** Units: **ug/Kg-dry** Prep Date: **06/15/2015** Run No: **293970**
SampleType: **MSD** TestCode: **TCL VOLATILE ORGANICS SW8260B** BatchID: **208832** Analysis Date: **06/15/2015** Seq No: **6263534**

Analyte	Result	RPT Limit	SPK value	SPK Ref Val	%REC	Low Limit	High Limit	RPD Ref Val	%RPD	RPD Limit	Qual
Chlorobenzene	66.58	6.6	66.09		101	67.5	132	68.34	2.61	14.6	
Toluene	69.75	6.6	66.09		106	70.4	130	72.81	4.28	16.6	
Trichloroethene	69.79	6.6	66.09		106	70.1	137	70.31	0.736	17	
Surr: 4-Bromofluorobenzene	65.88	0	66.09		99.7	70	128	63.79	0	0	
Surr: Dibromofluoromethane	70.02	0	66.09		106	78.2	128	67.76	0	0	
Surr: Toluene-d8	63.98	0	66.09		96.8	76.5	116	64.39	0	0	

Qualifiers:

>	Greater than Result value	<	Less than Result value	B	Analyte detected in the associated method blank
BRL	Below reporting limit	E	Estimated (value above quantitation range)	H	Holding times for preparation or analysis exceeded
J	Estimated value detected below Reporting Limit	N	Analyte not NELAC certified	R	RPD outside limits due to matrix
Rpt Lim	Reporting Limit	S	Spike Recovery outside limits due to matrix		

Client: Environmental Planning Specialists, Inc.
Project Name: PPC
Workorder: 1506C34

ANALYTICAL QC SUMMARY REPORT

BatchID: 208854

Sample ID: **MB-208854**	Client ID:				Units: **mg/L**		Prep Date: **06/16/2015**		Run No: **294004**
SampleType: **MBLK**	TestCode: **Mercury, Total SW7470A**				BatchID: **208854**		Analysis Date: **06/16/2015**		Seq No: **6264226**
Analyte	Result	RPT Limit	SPK value	SPK Ref Val	%REC	Low Limit	High Limit	RPD Ref Val	%RPD	RPD Limit	Qual
Mercury	BRL	0.00020									

Sample ID: **LCS-208854**	Client ID:				Units: **mg/L**		Prep Date: **06/16/2015**		Run No: **294004**
SampleType: **LCS**	TestCode: **Mercury, Total SW7470A**				BatchID: **208854**		Analysis Date: **06/16/2015**		Seq No: **6264227**
Analyte	Result	RPT Limit	SPK value	SPK Ref Val	%REC	Low Limit	High Limit	RPD Ref Val	%RPD	RPD Limit	Qual
Mercury	0.004484	0.00020	0.0050		89.7	80	120				

Sample ID: **1506C01-001BMS**	Client ID:				Units: **mg/L**		Prep Date: **06/16/2015**		Run No: **294004**
SampleType: **MS**	TestCode: **Mercury, Total SW7470A**				BatchID: **208854**		Analysis Date: **06/16/2015**		Seq No: **6264229**
Analyte	Result	RPT Limit	SPK value	SPK Ref Val	%REC	Low Limit	High Limit	RPD Ref Val	%RPD	RPD Limit	Qual
Mercury	0.004903	0.00020	0.0050		98.1	70	130				

Sample ID: **1506C01-001BMSD**	Client ID:				Units: **mg/L**		Prep Date: **06/16/2015**		Run No: **294004**
SampleType: **MSD**	TestCode: **Mercury, Total SW7470A**				BatchID: **208854**		Analysis Date: **06/16/2015**		Seq No: **6264230**
Analyte	Result	RPT Limit	SPK value	SPK Ref Val	%REC	Low Limit	High Limit	RPD Ref Val	%RPD	RPD Limit	Qual
Mercury	0.004610	0.00020	0.0050		92.2	70	130	0.004903	6.15	20	

Qualifiers:

>	Greater than Result value	<	Less than Result value	B	Analyte detected in the associated method blank
BRL	Below reporting limit	E	Estimated (value above quantitation range)	H	Holding times for preparation or analysis exceeded
J	Estimated value detected below Reporting Limit	N	Analyte not NELAC certified	R	RPD outside limits due to matrix
Rpt Lim	Reporting Limit	S	Spike Recovery outside limits due to matrix		

Client: Environmental Planning Specialists, Inc.
Project Name: PPC
Workorder: 1506C34

ANALYTICAL QC SUMMARY REPORT

BatchID: 208908

Sample ID: **MB-208908** Client ID: Units: **ug/Kg** Prep Date: **06/16/2015** Run No: **294030**
SampleType: **MBLK** TestCode: **TCL VOLATILE ORGANICS SW8260B** BatchID: **208908** Analysis Date: **06/16/2015** Seq No: **6264930**

Analyte	Result	RPT Limit	SPK value	SPK Ref Val	%REC	Low Limit	High Limit	RPD Ref Val	%RPD	RPD Limit	Qual
1,1,1-Trichloroethane	BRL	250									
1,1,2,2-Tetrachloroethane	BRL	250									
1,1,2-Trichloroethane	BRL	250									
1,1-Dichloroethane	BRL	250									
1,1-Dichloroethene	BRL	250									
1,2,4-Trichlorobenzene	BRL	250									
1,2-Dibromo-3-chloropropane	BRL	250									
1,2-Dibromoethane	BRL	250									
1,2-Dichlorobenzene	BRL	250									
1,2-Dichloroethane	BRL	250									
1,2-Dichloropropane	BRL	250									
1,3-Dichlorobenzene	BRL	250									
1,4-Dichlorobenzene	BRL	250									
2-Butanone	BRL	2500									
2-Hexanone	BRL	500									
4-Methyl-2-pentanone	BRL	500									
Acetone	BRL	5000									
Benzene	BRL	250									
Bromodichloromethane	BRL	250									
Bromoform	BRL	250									
Bromomethane	BRL	250									
Carbon disulfide	BRL	500									
Carbon tetrachloride	BRL	250									
Chlorobenzene	BRL	250									
Chloroethane	BRL	500									
Chloroform	BRL	250									
Chloromethane	BRL	500									

Qualifiers:

>	Greater than Result value	<	Less than Result value	B	Analyte detected in the associated method blank
BRL	Below reporting limit	E	Estimated (value above quantitation range)	H	Holding times for preparation or analysis exceeded
J	Estimated value detected below Reporting Limit	N	Analyte not NELAC certified	R	RPD outside limits due to matrix
Rpt Lim	Reporting Limit	S	Spike Recovery outside limits due to matrix		

Client: Environmental Planning Specialists, Inc.
Project Name: PPC
Workorder: 1506C34

ANALYTICAL QC SUMMARY REPORT

BatchID: 208908

Sample ID: **MB-208908** Client ID: Units: **ug/Kg** Prep Date: **06/16/2015** Run No: **294030**
SampleType: **MBLK** TestCode: **TCL VOLATILE ORGANICS SW8260B** BatchID: **208908** Analysis Date: **06/16/2015** Seq No: **6264930**

Analyte	Result	RPT Limit	SPK value	SPK Ref Val	%REC	Low Limit	High Limit	RPD Ref Val	%RPD	RPD Limit	Qual
cis-1,2-Dichloroethene	BRL	250									
cis-1,3-Dichloropropene	BRL	250									
Cyclohexane	BRL	250									
Dibromochloromethane	BRL	250									
Dichlorodifluoromethane	BRL	500									
Ethylbenzene	BRL	250									
Freon-113	BRL	500									
Isopropylbenzene	BRL	250									
m,p-Xylene	BRL	250									
Methyl acetate	BRL	250									
Methyl tert-butyl ether	BRL	250									
Methylcyclohexane	BRL	250									
Methylene chloride	BRL	1000									
o-Xylene	BRL	250									
Styrene	BRL	250									
Tetrachloroethene	BRL	250									
Toluene	BRL	250									
trans-1,2-Dichloroethene	BRL	250									
trans-1,3-Dichloropropene	BRL	250									
Trichloroethene	BRL	250									
Trichlorofluoromethane	BRL	250									
Vinyl chloride	BRL	500									
Surr: 4-Bromofluorobenzene	2177	0	2500		87.1	70	128				
Surr: Dibromofluoromethane	2516	0	2500		101	78.2	128				
Surr: Toluene-d8	2440	0	2500		97.6	76.5	116				

Qualifiers:

>	Greater than Result value	<	Less than Result value	B	Analyte detected in the associated method blank
BRL	Below reporting limit	E	Estimated (value above quantitation range)	H	Holding times for preparation or analysis exceeded
J	Estimated value detected below Reporting Limit	N	Analyte not NELAC certified	R	RPD outside limits due to matrix
Rpt Lim	Reporting Limit	S	Spike Recovery outside limits due to matrix		

Client: Environmental Planning Specialists, Inc.
Project Name: PPC
Workorder: 1506C34

ANALYTICAL QC SUMMARY REPORT

BatchID: 208908

Sample ID: **LCS-208908** Client ID: Units: **ug/Kg** Prep Date: **06/16/2015** Run No: **294030**
SampleType: **LCS** TestCode: **TCL VOLATILE ORGANICS SW8260B** BatchID: **208908** Analysis Date: **06/16/2015** Seq No: **6264925**

Analyte	Result	RPT Limit	SPK value	SPK Ref Val	%REC	Low Limit	High Limit	RPD Ref Val	%RPD	RPD Limit	Qual
1,1-Dichloroethene	2412	250	2500		96.5	69.9	145				
Benzene	2141	250	2500		85.6	72.3	130				
Chlorobenzene	1938	250	2500		77.5	69	130				
Toluene	2070	250	2500		82.8	71.1	130				
Trichloroethene	2086	250	2500		83.5	71.7	136				
Surr: 4-Bromofluorobenzene	2324	0	2500		92.9	70	128				
Surr: Dibromofluoromethane	2500	0	2500		100	78.2	128				
Surr: Toluene-d8	2491	0	2500		99.6	76.5	116				

Sample ID: **1506D60-002AMS** Client ID: Units: **ug/Kg-dry** Prep Date: **06/16/2015** Run No: **294030**
SampleType: **MS** TestCode: **TCL VOLATILE ORGANICS SW8260B** BatchID: **208908** Analysis Date: **06/16/2015** Seq No: **6264928**

Analyte	Result	RPT Limit	SPK value	SPK Ref Val	%REC	Low Limit	High Limit	RPD Ref Val	%RPD	RPD Limit	Qual
1,1-Dichloroethene	41460	3900	39270		106	56.6	151				
Benzene	37220	3900	39270		94.8	70.4	130				
Chlorobenzene	33880	3900	39270		86.3	67.5	132				
Toluene	36100	3900	39270		91.9	70.4	130				
Trichloroethene	35290	3900	39270		89.9	70.1	137				
Surr: 4-Bromofluorobenzene	36920	0	39270		94.0	70	128				
Surr: Dibromofluoromethane	37110	0	39270		94.5	78.2	128				
Surr: Toluene-d8	40230	0	39270		102	76.5	116				

Sample ID: **1506D60-002AMSD** Client ID: Units: **ug/Kg-dry** Prep Date: **06/16/2015** Run No: **294030**
SampleType: **MSD** TestCode: **TCL VOLATILE ORGANICS SW8260B** BatchID: **208908** Analysis Date: **06/16/2015** Seq No: **6264929**

Analyte	Result	RPT Limit	SPK value	SPK Ref Val	%REC	Low Limit	High Limit	RPD Ref Val	%RPD	RPD Limit	Qual
1,1-Dichloroethene	37740	3900	39270		96.1	56.6	151	41460	9.40	20.4	
Benzene	38120	3900	39270		97.1	70.4	130	37220	2.38	16.9	

Qualifiers:

>	Greater than Result value	<	Less than Result value	B	Analyte detected in the associated method blank
BRL	Below reporting limit	E	Estimated (value above quantitation range)	H	Holding times for preparation or analysis exceeded
J	Estimated value detected below Reporting Limit	N	Analyte not NELAC certified	R	RPD outside limits due to matrix
Rpt Lim	Reporting Limit	S	Spike Recovery outside limits due to matrix		

Client: Environmental Planning Specialists, Inc.
Project Name: PPC
Workorder: 1506C34

ANALYTICAL QC SUMMARY REPORT

BatchID: 208908

Sample ID: **1506D60-002AMSD** Client ID:
SampleType: **MSD** TestCode: **TCL VOLATILE ORGANICS SW8260B**
Units: **ug/Kg-dry** Prep Date: **06/16/2015** Run No: **294030**
BatchID: **208908** Analysis Date: **06/16/2015** Seq No: **6264929**

Analyte	Result	RPT Limit	SPK value	SPK Ref Val	%REC	Low Limit	High Limit	RPD Ref Val	%RPD	RPD Limit	Qual
Chlorobenzene	34040	3900	39270		86.7	67.5	132	33880	0.463	14.6	
Toluene	36040	3900	39270		91.8	70.4	130	36100	0.152	16.6	
Trichloroethene	36960	3900	39270		94.1	70.1	137	35290	4.63	17	
Surr: 4-Bromofluorobenzene	36190	0	39270		92.2	70	128	36920	0	0	
Surr: Dibromofluoromethane	37720	0	39270		96.0	78.2	128	37110	0	0	
Surr: Toluene-d8	39300	0	39270		100	76.5	116	40230	0	0	

Qualifiers:

>	Greater than Result value	<	Less than Result value	B	Analyte detected in the associated method blank
BRL	Below reporting limit	E	Estimated (value above quantitation range)	H	Holding times for preparation or analysis exceeded
J	Estimated value detected below Reporting Limit	N	Analyte not NELAC certified	R	RPD outside limits due to matrix
Rpt Lim	Reporting Limit	S	Spike Recovery outside limits due to matrix		

ALS Laboratory Data - June

July 06, 2015 Service Request No:R1504550

Mr. William Crowe
Environmental Planning Specialists
1050 Crown Pointe Parkway
Suite 550
Atlanta, GA 30338

Laboratory Results for: PPC

Dear Mr.Crowe,

Enclosed are the results of the sample(s) submitted to our laboratory June 10, 2015
For your reference, these analyses have been assigned our service request number **R1504550.**

All analyses were performed according to our laboratory's quality assurance program. The test results meet requirements of the NELAP standards except as noted in the case narrative report. All results are intended to be considered in their entirety, and ALS Environmental is not responsible for use of less than the complete report. Results apply only to the items submitted to the laboratory for analysis and individual items (samples) analyzed, as listed in the report. The measurement uncertainty of the results included in this report is within that expected when using the prescribed method(s) for analysis of these samples, and represented by Laboratory Control Sample control limits. Any events, such as QC failures, which may add to the uncertainty are explained in the report narrative.

Please contact me if you have any questions. My extension is 7472. You may also contact me via email at Janice.Jaeger@alsglobal.com.

Respectfully submitted,

ALS Group USA, Corp. dba ALS Environmental

Janice Jaeger
Project Manager

ADDRESS 1565 Jefferson Road, Building 300, Suite 360, Rochester, NY 14623
PHONE +1 585 288 5380 | FAX +1 585 288 8475
ALS Group USA, Corp.
dba ALS Environmental

ALS Environmental

Client:	EPS
Service Request No.:	R1504550
Project:	PPC
Date Received:	6/10/15
Sample Matrix:	Soil/Water
Project/Case No.:	

CASE NARRATIVE

All analyses were performed consistent with the quality assurance program of ALS Environmental. This report contains analytical results for samples designated for Tier II data deliverables. When appropriate to the method, method blank results have been reported with each analytical test. Surrogate recoveries have been reported for all applicable organic analyses. Additional quality control analyses reported herein include: Laboratory Control Sample (LCS).

Sample Receipt

Water and soil samples were received for analysis at ALS Environmental on 6/10/15. The samples were received in good condition and consistent with the accompanying chain of custody form. The cooler receipt temperature was 16.8°C, above the 4±2°C guidelines however on ice the same day as received. The samples were stored in a refrigerator between 1°C and 6°C upon receipt at the laboratory.

Inorganics

Soil and water samples were analyzed for a site specific list of inorganics. Please see attached report pages for method numbers.

All Laboratory Control Sample (LCS) recoveries were within limits.

Site specific QC was not requested on these samples.

All Method blanks were free of contamination except for a low level detection for the soil Hexavalent chromium. All affected data has been flagged with a "B".

No other analytical or QC problems were encountered.

Client: Environmental Planning Specialists **Service Request:**R1504550
Project: PPC

SAMPLE CROSS-REFERENCE

SAMPLE #	CLIENT SAMPLE ID	DATE	TIME
R1504550-001	15159-SB-12-2	6/8/2015	1335
R1504550-002	15159-SB-8-2	6/8/2015	1445
R1504550-003	15159-SB-7-2	6/8/2015	1531
R1504550-004	15159-SB-6-2	6/8/2015	1611
R1504550-005	15159-SB-5-2	6/8/2015	1653
R1504550-006	15159-SB-1-2	6/8/2015	1717
R1504550-007	15160-SB-11-2	6/9/2015	0807
R1504550-008	15160-SB-10-2	6/9/2015	0823
R1504550-009	15160-SB-9-2	6/9/2015	0814
R1504550-010	15160-SB-2-2	6/9/2015	0839
R1504550-011	15160-SB-3-2	6/9/2015	0847
R1504550-012	15160-SB-4-2	6/9/2015	0859
R1504550-013	15160-MW-6	6/9/2015	1518
R1504550-014	15160-MW-5	6/9/2015	1529
R1504550-015	15160-MW-4	6/9/2015	1547
R1504550-016	15160-MW-3	6/9/2015	1807

REPORT QUALIFIERS AND DEFINITIONS

U Analyte was analyzed for but not detected. The sample quantitation limit has been corrected for dilution and for percent moisture, unless otherwise noted in the case narrative.

J Estimated value due to either being a Tentatively Identified Compound (TIC) or that the concentration is between the MRL and the MDL. Concentrations are not verified within the linear range of the calibration. For DoD: concentration >40% difference between two GC columns (pesticides/Arclors).

B Analyte was also detected in the associated method blank at a concentration that may have contributed to the sample result.

E Inorganics- Concentration is estimated due to the serial dilution was outside control limits.

E Organics- Concentration has exceeded the calibration range for that specific analysis.

D Concentration is a result of a dilution, typically a secondary analysis of the sample due to exceeding the calibration range or that a surrogate has been diluted out of the sample and cannot be assessed.

* Indicates that a quality control parameter has exceeded laboratory limits. Under the ñNotesò column of the Form I, this qualifier denotes analysis was performed out of Holding Time.

H Analysis was performed out of hold time for tests that have an ñimmediateò hold time criteria.

Spike was diluted out.

\+ Correlation coefficient for MSA is <0.995.

N Inorganics- Matrix spike recovery was outside laboratory limits.

N Organics- Presumptive evidence of a compound (reported as a TIC) based on the MS library search.

S Concentration has been determined using Method of Standard Additions (MSA).

W Post-Digestion Spike recovery is outside control limits and the sample absorbance is <50% of the spike absorbance.

P Concentration >40% (25% for CLP) difference between the two GC columns.

C Confirmed by GC/MS

Q DoD reports: indicates a pesticide/Aroclor is not confirmed (Ó100% Difference between two GC columns).

X See Case Narrative for discussion.

MRL Method Reporting Limit. Also known as:
LOQ Limit of Quantitation (LOQ)
The lowest concentration at which the method analyte may be reliably quantified under the method conditions.

MDL Method Detection Limit. A statistical value derived from a study designed to provide the lowest concentration that will be detected 99% of the time. Values between the MDL and MRL are estimated (see J qualifier).

LOD Limit of Detection. A value at or above the MDL which has been verified to be detectable.

ND Non-Detect. Analyte was not detected at the concentration listed. Same as U qualifier.

Rochester Lab ID # for State Certifications[1]

Connecticut ID # PH0556	Maine ID #NY0032	New Hampshire ID # 294100 A/B
Delaware Accredited	Nebraska Accredited	
DoD ELAP #65817	New Jersey ID # NY004	Pennsylvania ID# 68-786
Florida ID # E87674	New York ID # 10145	Rhode Island ID # 158
Illinois ID #200047	North Carolina #676	Virginia #460167

[1] Analyses were performed according to our laboratoryôs NELAP-approved quality assurance program and any applicable state or agency requirements. The test results meet requirements of the current NELAP/TNI standards or state or agency requirements, where applicable, except as noted in the case narrative. Since not all analyte/method/matrix combinations are offered for state/NELAC accreditation, this report may contain results which are not accredited. For a specific list of accredited analytes, contact the laboratory or go to http://www.alsglobal.com/en/Our-Services/Life-Sciences/Environmental/Downloads/North-America-Downloads

RIGHT SOLUTIONS | RIGHT PARTNER

Analytical Report

Client:	Environmental Planning Specialists	**Service Request:**	R1504550
Project:	PPC	**Date Collected:**	06/08/15 - 06/09/15
Sample Matrix:	Soil	**Date Received:**	06/10/15
Analysis Method:	ALS SOP	**Units:**	Percent
		Basis:	As Received

Total Solids

Sample Name	Lab Code	Result	MRL	Dil.	Date Analyzed	Q
15159-SB-12-2	R1504550-001	**83.5**	-	1	06/19/15 10:49	
15159-SB-8-2	R1504550-002	**83.6**	-	1	06/19/15 10:49	
15159-SB-7-2	R1504550-003	**77.7**	-	1	06/19/15 10:49	
15159-SB-6-2	R1504550-004	**74.6**	-	1	06/19/15 10:49	
15159-SB-5-2	R1504550-005	**72.4**	-	1	06/19/15 10:49	
15159-SB-1-2	R1504550-006	**81.4**	-	1	06/19/15 10:49	
15160-SB-11-2	R1504550-007	**82.5**	-	1	06/19/15 10:49	
15160-SB-10-2	R1504550-008	**81.8**	-	1	06/19/15 10:49	
15160-SB-9-2	R1504550-009	**83.8**	-	1	06/19/15 10:49	
15160-SB-2-2	R1504550-010	**78.7**	-	1	06/19/15 10:49	
15160-SB-3-2	R1504550-011	**78.5**	-	1	06/19/15 10:49	
15160-SB-4-2	R1504550-012	**86.5**	-	1	06/19/15 10:49	

Analytical Report

Client:	Environmental Planning Specialists	**Service Request:**	R1504550
Project:	PPC	**Date Collected:**	06/08/15 - 06/09/15
Sample Matrix:	Soil	**Date Received:**	06/10/15
Analysis Method:	7199	**Units:**	mg/Kg
Prep Method:	EPA 3060A	**Basis:**	Dry

Chromium, Hexavalent

Sample Name	Lab Code	Result	MRL	MDL	Dil.	Date Analyzed	Date Extracted	Q
15159-SB-12-2	R1504550-001	0.12 U	0.47	0.12	1	06/17/15 19:09	6/16/15	
15159-SB-12-2	R1504550-001	0.12 U	0.47	0.12	1	06/17/15 19:18	6/16/15	
15159-SB-8-2	R1504550-002	0.12 U	0.47	0.12	1	06/17/15 19:34	6/16/15	
15159-SB-8-2	R1504550-002	0.12 U	0.47	0.12	1	06/17/15 19:25	6/16/15	
15159-SB-7-2	R1504550-003	**0.77 B**	0.50	0.13	1	06/17/15 19:50	6/16/15	
15159-SB-7-2	R1504550-003	**0.77 B**	0.50	0.13	1	06/17/15 19:41	6/16/15	
15159-SB-6-2	R1504550-004	**0.15 BJ**	0.52	0.13	1	06/17/15 21:30	6/16/15	
15159-SB-6-2	R1504550-004	**0.16 BJ**	0.52	0.13	1	06/17/15 21:21	6/16/15	
15159-SB-5-2	R1504550-005	**0.66 B**	0.55	0.14	1	06/17/15 21:38	6/16/15	
15159-SB-5-2	R1504550-005	**0.67 B**	0.55	0.14	1	06/17/15 21:46	6/16/15	
15159-SB-1-2	R1504550-006	**0.91 B**	0.48	0.12	1	06/17/15 22:20	6/16/15	
15159-SB-1-2	R1504550-006	**0.91 B**	0.48	0.12	1	06/17/15 22:11	6/16/15	
15160-SB-11-2	R1504550-007	**0.13 BJ**	0.47	0.12	1	06/17/15 22:36	6/16/15	
15160-SB-11-2	R1504550-007	**0.12 BJ**	0.47	0.12	1	06/17/15 22:27	6/16/15	
15160-SB-10-2	R1504550-008	**0.71 B**	0.48	0.12	1	06/17/15 22:52	6/16/15	
15160-SB-10-2	R1504550-008	**0.71 B**	0.48	0.12	1	06/17/15 22:44	6/16/15	
15160-SB-9-2	R1504550-009	**0.85 B**	0.46	0.12	1	06/17/15 23:00	6/16/15	
15160-SB-9-2	R1504550-009	**0.85 B**	0.46	0.12	1	06/17/15 23:09	6/16/15	
15160-SB-2-2	R1504550-010	**0.91 B**	0.50	0.13	1	06/17/15 23:25	6/16/15	
15160-SB-2-2	R1504550-010	**0.91 B**	0.50	0.13	1	06/17/15 23:16	6/16/15	
15160-SB-3-2	R1504550-011	**0.50 BJ**	0.50	0.13	1	06/17/15 23:51	6/16/15	
15160-SB-3-2	R1504550-011	**0.49 BJ**	0.50	0.13	1	06/18/15 00:00	6/16/15	
15160-SB-4-2	R1504550-012	**1.56**	0.45	0.12	1	06/18/15 00:16	6/16/15	
15160-SB-4-2	R1504550-012	**1.57**	0.45	0.12	1	06/18/15 00:07	6/16/15	
Method Blank	R1504550-MB3	**0.10 J**	0.40	0.10	1	06/17/15 18:19	6/16/15	
Method Blank	R1504550-MB3	0.10 U	0.40	0.10	1	06/17/15 18:28	6/16/15	

Analytical Report

Client:	Environmental Planning Specialists	**Service Request:**	R1504550
Project:	PPC	**Date Collected:**	06/9/15
Sample Matrix:	Water	**Date Received:**	06/10/15
Analysis Method:	218.6 LL	**Units:**	ug/L
		Basis:	NA

Chromium, Hexavalent, Dissolved

Sample Name	Lab Code	Result	MRL	Dil.	Date Analyzed	Q
15160-MW-6	R1504550-013	**0.039**	0.020	1	06/16/15 15:20	
15160-MW-5	R1504550-014	0.020 U	0.020	1	06/16/15 15:30	
15160-MW-4	R1504550-015	0.020 U	0.020	1	06/16/15 16:53	
15160-MW-3	R1504550-016	**0.111**	0.020	1	06/16/15 17:03	
Method Blank	R1504550-MB1	0.020 U	0.020	1	06/16/15 09:07	
Method Blank	R1504550-MB2	0.020 U	0.020	1	06/16/15 16:30	

Client: Environmental Planning Specialists
Project: PPC
Sample Matrix: Soil

Service Request: R1504550
Date Analyzed: 06/17/15

Lab Control Sample Summary
General Chemistry Parameters

Units:mg/Kg
Basis: Dry

Lab Control Sample
R1504550-LCS1

Analyte Name	Analytical Method	Result	Spike Amount	% Rec	% Rec Limits
Chromium, Hexavalent	7199	668	650	103	80-120
Chromium, Hexavalent	7199	670	650	103	80-120

Client: Environmental Planning Specialists
Project: PPC
Sample Matrix: Water

Service Request: R1504550
Date Analyzed: 06/16/15

Lab Control Sample Summary
General Chemistry Parameters

Units:ug/L
Basis:NA

Lab Control Sample
R1504550-LCS2

Analyte Name	Analytical Method	Result	Spike Amount	% Rec	% Rec Limits
Chromium, Hexavalent, Dissolved	218.6 LL	0.199	0.200	99	90-110

Client: Environmental Planning Specialists
Project: PPC
Sample Matrix: Water

Service Request: R1504550
Date Analyzed: 06/16/15

Lab Control Sample Summary
General Chemistry Parameters

Units:ug/L
Basis:NA

Lab Control Sample
R1504550-LCS3

Analyte Name	Analytical Method	Result	Spike Amount	% Rec	% Rec Limits
Chromium, Hexavalent, Dissolved	218.6 LL	0.206	0.200	103	90-110

ALS Environmental

CHAIN OF CUSTODY/LABORA ANALYSIS REQUEST FORM

26694

1565 Jefferson Road, Building 300, Suite 360 • Rochester, NY 14623 | +1 585 288 5380 +1 585 288 8475 (fax) PAGE 1 OF 2

Project Name: PPC	Project Number:
Project Manager: William Crowe	Report CC:
Company/Address: 1050 Crown Pointe Parkway, Suite 550, Atlanta, GA 30338	
Phone #: 404-315-9113	Email: WCrowe@envplanning.com
Sampler's Signature:	Sampler's Printed Name: William Crowe

ANALYSIS REQUESTED *(Include Method Number and Container Preservative)*

PRESERVATIVE: 8

NUMBER OF CONTAINERS

CLIENT SAMPLE ID	FOR OFFICE USE ONLY LAB ID	SAMPLING DATE	SAMPLING TIME	MATRIX	NUMBER OF CONTAINERS	Hexavalent Chromium
15159-SB-12-2		6/8/15	1335	SO	1	X
15159-SB-8-2		6/8/15	1445		1	X
15159-SB-7-2		6/8/15	1531		1	X
15159-SB-6-2		6/8/15	1611		1	X
15159-SB-5-2		6/8/15	1653		1	X
15159-SB-1-2		6/8/15	1717		1	X
15160-SB-11-2		6/9/15	0807		1	X
15160-SB-10-2		6/9/15	0823		1	X
15160-SB-9-2		6/9/15	0814		1	X
15160-SB-2-2		6/9/15	0839		1	X
15160-SB-3-2		6/9/15	0847	↓	1	X

Preservative Key
0. NONE
1. HCL
2. HNO_3
3. H_2SO_4
4. NaOH
5. Zn. Acetate
6. MeOH
7. $NaHSO_4$
8. Other Ice

REMARKS/ ALTERNATE DESCRIPTION

SPECIAL INSTRUCTIONS/COMMENTS
Metals

See QAPP ☐

TURNAROUND REQUIREMENTS
____ RUSH (SURCHARGES APPLY)
____ 1 day ____ 2 day ____ 3 day
____ 4 day __X__ 5 day

REQUESTED REPORT DATE: _____

REPORT REQUIREMENTS
____ I. Results Only
____ II. Results + QC Summaries (LCS, DUP, MS/MSD as required)
__X__ III. Results + QC and Calibration Summaries
____ IV. Data Validation Report with Raw Data

Edata ____Yes ____No

INVOICE INFORMATION
PO #
BILL TO:

STATE WHERE SAMPLES WERE COLLECTED: Georgia

RELINQUISHED BY	RECEIVED BY	RELINQUISHED BY	RECEIVED BY	RELINQUISHED BY	RECEIVED BY
Signature	Signature	Signature	Signature	Signature	
Printed Name: William Crowe	Printed Name: J-Seward	Printed Name	Printed Name	Printed Name	
Firm: EPS, Inc	Firm: ALS	Firm	Firm	Firm	
Date/Time: 6/9/15 1900	Date/Time: 6/10/15 0810	Date/Time	Date/Time	Date/Time	

R1504550 5
Environmental Planning Specialists
Hexavalent chromium

Distribution: White - Lab Copy; Yellow - Return to Originator

© 2012 by ALS Group

CHAIN OF CUSTODY/LABORATORY ANALYSIS REQUEST FORM

26696

ALS Environmental
1565 Jefferson Road, Building 300, Suite 360 • Rochester, NY 14623 | +1 585 288 5380 +1 585 288 8475 (fax)

Project Name: PPC	Project Number:
Project Manager: William Crowe	Report CC:
Company/Address: 1050 Crown Pointe Parkway, Suite 550, Atlanta, GA 30338	
Phone #: 404-315-9113	Email: wcrowe@enviplanning.com
Sampler's Signature:	Sampler's Printed Name: William Crowe

ANALYSIS REQUESTED *(Include Method Number and Container Preservative)*

PRESERVATIVE: 8

CLIENT SAMPLE ID	FOR OFFICE USE ONLY LAB ID	SAMPLING DATE	SAMPLING TIME	MATRIX	NUMBER OF CONTAINERS	GC/MS VOAs ◦ 8260 ◦ 624 ◦ CLP	GC/MS SVOAs ◦ 8270 ◦ 625	GC VOAs ◦ 8021 ◦ 601/602	PESTICIDES ◦ 8081 ◦ 608	PCBs ◦ 8082 ◦ 608	METALS, TOTAL (List in comments below)	METALS, DISSOLVED (List in comments below)	Hexavalent Chromium							REMARKS/ ALTERNATE DESCRIPTION
~~15600~~ 15160-SB-4-2		6/9/15	0859	SO	1								X							
15160-MW-6		6/9/15	1518	GW	1								X							
15160-MW-5		6/9/15	1529	GW	1								X							
15160-MW-4		6/9/15	1547	GW	1								X							
15160-MW-3		6/9/15	1807	GW	1								X							

Preservative Key
0. NONE
1. HCL
2. HNO_3
3. H_2SO_4
4. NaOH
5. Zn. Acetate
6. MeOH
7. $NaHSO_4$
8. Other Ice

SPECIAL INSTRUCTIONS/COMMENTS
Metals

See QAPP ☐

STATE WHERE SAMPLES WERE COLLECTED: Georgia

TURNAROUND REQUIREMENTS
_____ RUSH (SURCHARGES APPLY)
_____ 1 day _____ 2 day _____ 3 day
_____ 4 day ___X___ 5 day

REQUESTED REPORT DATE: _____

REPORT REQUIREMENTS
_____ I. Results Only
_____ II. Results + QC Summaries (LCS, DUP, MS/MSD as required)
__X__ III. Results + QC and Calibration Summaries
_____ IV. Data Validation Report with Raw Data

Edata _____Yes _____No

INVOICE INFORMATION
PO #:
BILL TO:

RELINQUISHED BY	RECEIVED BY	RELINQUISHED BY	RECEIVED BY	RELINQUISHED BY	RECEIVED BY
Signature	Signature	Signature	Signature	Signature	Signature
Printed Name: William Crowe	Printed Name: J-Seward	Printed Name	Printed Name	Printed Name	Printed Name
Firm: EPS, Inc.	Firm: AES	Firm	Firm	Firm	Firm
Date/Time: 6/9/15 1900	Date/Time: 6/10/15 0810	Date/Time	Date/Time	Date/Time	Date/Time

Distribution: White - Lab Copy; Yellow - Return to Originator

© 2012 by ALS Group

R1504550 5
Environmental Planning Specialists
Hexavalent chromium

Cooler Receipt and Preservation Check Form

Project/Client EPS Inc. Folder Number 415-4550.

Cooler received on 6/10/15 by: JKS COURIER: ALS UPS FEDEX VELOCITY CLIENT

1	Were **Custody seals** on outside of cooler?	(Y) N		5a	**Perchlorate** samples have required headspace?	Y N (NA)	
2	**Custody papers** properly completed (ink, signed)?	(Y) N		5b	Did VOA vials, Alk,or Sulfide have sig* **bubbles**?	Y N (NA)	
3	Did all bottles arrive in good **condition** (unbroken)?	(Y) N		6	Where did the bottles originate?	ALS/ROC	CLIENT
4	Circle: Wet Ice Dry Ice Gel packs present?	(Y) N		7	Soil VOA received as:	Bulk Encore	5035set (NA)

8. Temperature Readings Date: 6/10/15 Time: 0812 ID: (IR#3) IR#5 From: (Temp Blank) Sample Bottle

Observed Temp (°C)	4.9						
Correction Factor (°C)	+0.6						
Corrected Temp (°C)	5.5						
Within 0-6°C?	(Y) N	Y N	Y N	Y N	Y N	Y N	Y N

If out of Temperature, note packing/ice condition: _____ Ice melted Poorly Packed Same Day Rule

&Client Approval to Run Samples: _____ Standing Approval Client aware at drop-off Client notified by: _____

All samples held in storage location: Door by JKS on 6/10/15 at 0823
5035 samples placed in storage location: _____ by _____ on _____ at _____

PC Secondary Review: JMS 6/11/15

Cooler Breakdown: Date: 6/10/15 Time: 1347 by: JKS

1. Were all bottle labels complete (*i.e.* analysis, preservation, etc.)? YES NO
2. Did all bottle labels and tags agree with custody papers? YES NO
3. Were correct containers used for the tests indicated? YES NO
4. Air Samples: Cassettes / Tubes Intact Canisters Pressurized Tedlar® Bags Inflated (N/A)

Explain any discrepancies:

pH	Reagent	Yes	No	Lot Received	Exp	Sample ID	Vol. Added	Lot Added	Final pH
≥12	NaOH								
≤2	HNO_3								
≤2	H_2SO_4								
<4	$NaHSO_4$								
Residual Chlorine (-)	For CN Phenol and 522			If +, contact PM to add $Na_2S_2O_3$ (CN), ascorbic (phenol).					
	$Na_2S_2O_3$	-	-						
	ZnAcetate	-	-						
	HCl	**	**						

**Not to be tested before analysis – pH tested and recorded by VOAs on a separate worksheet

Yes=All samples OK

No=Samples were preserved at The lab as listed

PM OK to Adjust: _____

Bottle lot numbers: 042715-2AAO, 011215-1BNS

Other Comments:

218.6-4
6/9/15
1518-1807

PC Secondary Review: JMS 6/11/15 *significant air bubbles: VOA > 5-6 mm : WC >1 in. diameter

July 06, 2015 Service Request No:R1504622

Mr. William Crowe
Environmental Planning Specialists
1050 Crown Pointe Parkway
Suite 550
Atlanta, GA 30338

Laboratory Results for: PPC

Dear Mr.Crowe,

Enclosed are the results of the sample(s) submitted to our laboratory June 11, 2015
For your reference, these analyses have been assigned our service request number **R1504622.**

All analyses were performed according to our laboratory's quality assurance program. The test results meet requirements of the NELAP standards except as noted in the case narrative report. All results are intended to be considered in their entirety, and ALS Environmental is not responsible for use of less than the complete report. Results apply only to the items submitted to the laboratory for analysis and individual items (samples) analyzed, as listed in the report. The measurement uncertainty of the results included in this report is within that expected when using the prescribed method(s) for analysis of these samples, and represented by Laboratory Control Sample control limits. Any events, such as QC failures, which may add to the uncertainty are explained in the report narrative.

Please contact me if you have any questions. My extension is 7472. You may also contact me via email at Janice.Jaeger@alsglobal.com.

Respectfully submitted,

ALS Group USA, Corp. dba ALS Environmental

Janice Jaeger
Project Manager

ADDRESS 1565 Jefferson Road, Building 300, Suite 360, Rochester, NY 14623
PHONE +1 585 288 5380 | FAX +1 585 288 8475
ALS Group USA, Corp.
dba ALS Environmental

CASE NARRATIVE

This report contains analytical results for the following samples:

Service Request Number: R1504622

SAMPLE #	CLIENT SAMPLE ID	DATE	TIME
R1504622-001	15161-MW-2	6/10/2015	1016
R1504622-002	15161-MW-1	6/10/2015	1213
R1504622-003	15161-SW-1	6/10/2015	1313
R1504622-004	15161-SW-2	6/10/2015	1324
R1504622-005	15161-SW-3	6/10/2015	1334
R1504622-006	15161-SW-4	6/10/2015	1345
R1504622-007	15161-SD-1	6/10/2015	1310
R1504622-008	15161-SD-2	6/10/2015	1320
R1504622-009	15161-SD-3	6/10/2015	1332
R1504622-010	15161-SD-4	6/10/2015	1341
R1504622-011	15161-DUP	6/10/2015	

All samples were received in good condition unless otherwise noted on the cooler receipt and preservation check form located at the end of this report.

All samples were preserved in accordance with approved analytical methods.

All samples have been analyzed by the approved methods cited on the analytical results pages.

All holding times and associated QC were within limits.

No analytical or QC problems were encountered.

All sampling activities performed by ALS personnel have been in accordance with “ALS Field Procedures and Measurements Manual” or by client specifications.

REPORT QUALIFIERS AND DEFINITIONS

U	Analyte was analyzed for but not detected. The sample quantitation limit has been corrected for dilution and for percent moisture, unless otherwise noted in the case narrative.
J	Estimated value due to either being a Tentatively Identified Compound (TIC) or that the concentration is between the MRL and the MDL. Concentrations are not verified within the linear range of the calibration. For DoD: concentration >40% difference between two GC columns (pesticides/Arclors).
B	Analyte was also detected in the associated method blank at a concentration that may have contributed to the sample result.
E	Inorganics- Concentration is estimated due to the serial dilution was outside control limits.
E	Organics- Concentration has exceeded the calibration range for that specific analysis.
D	Concentration is a result of a dilution, typically a secondary analysis of the sample due to exceeding the calibration range or that a surrogate has been diluted out of the sample and cannot be assessed.
*	Indicates that a quality control parameter has exceeded laboratory limits. Under the ñNotesò column of the Form I, this qualifier denotes analysis was performed out of Holding Time.
H	Analysis was performed out of hold time for tests that have an ñimmediateò hold time criteria.
#	Spike was diluted out.
+	Correlation coefficient for MSA is <0.995.
N	Inorganics- Matrix spike recovery was outside laboratory limits.
N	Organics- Presumptive evidence of a compound (reported as a TIC) based on the MS library search.
S	Concentration has been determined using Method of Standard Additions (MSA).
W	Post-Digestion Spike recovery is outside control limits and the sample absorbance is <50% of the spike absorbance.
P	Concentration >40% (25% for CLP) difference between the two GC columns.
C	Confirmed by GC/MS
Q	DoD reports: indicates a pesticide/Aroclor is not confirmed (Ó100% Difference between two GC columns).
X	See Case Narrative for discussion.
MRL LOQ	Method Reporting Limit. Also known as: Limit of Quantitation (LOQ) The lowest concentration at which the method analyte may be reliably quantified under the method conditions.
MDL	Method Detection Limit. A statistical value derived from a study designed to provide the lowest concentration that will be detected 99% of the time. Values between the MDL and MRL are estimated (see J qualifier).
LOD	Limit of Detection. A value at or above the MDL which has been verified to be detectable.
ND	Non-Detect. Analyte was not detected at the concentration listed. Same as U qualifier.

Rochester Lab ID # for State Certifications[1]

Connecticut ID # PH0556	Maine ID #NY0032	New Hampshire ID # 294100 A/B
Delaware Accredited	Nebraska Accredited	
DoD ELAP #65817	New Jersey ID # NY004	Pennsylvania ID# 68-786
Florida ID # E87674	New York ID # 10145	Rhode Island ID # 158
Illinois ID #200047	North Carolina #676	Virginia #460167

[1] Analyses were performed according to our laboratoryôs NELAP-approved quality assurance program and any applicable state or agency requirements. The test results meet requirements of the current NELAP/TNI standards or state or agency requirements, where applicable, except as noted in the case narrative. Since not all analyte/method/matrix combinations are offered for state/NELAC accreditation, this report may contain results which are not accredited. For a specific list of accredited analytes, contact the laboratory or go to http://www.alsglobal.com/en/Our-Services/Life-Sciences/Environmental/Downloads/North-America-Downloads

RIGHT SOLUTIONS | RIGHT PARTNER

Analytical Report

Client:	Environmental Planning Specialists	**Service Request:**	R1504622
Project:	PPC	**Date Collected:**	06/10/15
Sample Matrix:	Soil	**Date Received:**	06/11/15
Analysis Method:	ALS SOP	**Units:**	Percent
		Basis:	As Received

Total Solids

Sample Name	Lab Code	Result	MRL	Dil.	Date Analyzed	Q
15161-SD-1	R1504622-007	**41.2**	-	1	06/19/15 10:49	
15161-SD-2	R1504622-008	**62.1**	-	1	06/19/15 10:49	
15161-SD-3	R1504622-009	**79.0**	-	1	06/19/15 10:49	
15161-SD-4	R1504622-010	**54.7**	-	1	06/19/15 10:49	

Analytical Report

Client:	Environmental Planning Specialists	**Service Request:**	R1504622
Project:	PPC	**Date Collected:**	06/10/15
Sample Matrix:	Water	**Date Received:**	06/11/15
Analysis Method:	218.6 LL	**Units:**	ug/L
		Basis:	NA

Chromium, Hexavalent, Dissolved

Sample Name	Lab Code	Result	MRL	Dil.	Date Analyzed	Q
15161-MW-2	R1504622-001	0.020 U	0.020	1	06/16/15 17:13	
15161-MW-1	R1504622-002	**0.047**	0.020	1	06/16/15 17:42	
15161-SW-1	R1504622-003	**0.452**	0.020	1	06/16/15 17:52	
15161-SW-2	R1504622-004	**0.293**	0.020	1	06/16/15 18:02	
15161-SW-3	R1504622-005	**0.417**	0.020	1	06/16/15 18:12	
15161-SW-4	R1504622-006	**0.458**	0.020	1	06/16/15 18:42	
15161-DUP	R1504622-011	**0.051**	0.020	1	06/16/15 18:52	
Method Blank	R1504622-MB1	0.020 U	0.020	1	06/16/15 16:30	

Analytical Report

Client:	Environmental Planning Specialists	**Service Request:**	R1504622
Project:	PPC	**Date Collected:**	06/10/15
Sample Matrix:	Soil	**Date Received:**	06/11/15
Analysis Method:	7199	**Units:**	mg/Kg
Prep Method:	EPA 3060A	**Basis:**	Dry

Chromium, Hexavalent

Sample Name	Lab Code	Result	MRL	MDL	Dil.	Date Analyzed	Date Extracted	Q
15161-SD-1	R1504622-007	**4.51**	0.97	0.24	1	06/18/15 00:33	6/16/15	
15161-SD-1	R1504622-007	**4.51**	0.97	0.24	1	06/18/15 00:24	6/16/15	
15161-SD-2	R1504622-008	**2.62**	0.62	0.16	1	06/18/15 00:40	6/16/15	
15161-SD-2	R1504622-008	**2.62**	0.62	0.16	1	06/18/15 00:49	6/16/15	
15161-SD-3	R1504622-009	**2.05**	0.51	0.13	1	06/18/15 01:05	6/16/15	
15161-SD-3	R1504622-009	**2.06**	0.51	0.13	1	06/18/15 00:56	6/16/15	
15161-SD-4	R1504622-010	**7.94**	0.72	0.18	1	06/18/15 11:06	6/16/15	
15161-SD-4	R1504622-010	**7.95**	0.72	0.18	1	06/18/15 11:15	6/16/15	
Method Blank	R1504622-MB2	**0.10 J**	0.40	0.10	1	06/17/15 18:19	6/16/15	
Method Blank	R1504622-MB2	0.10 U	0.40	0.10	1	06/17/15 18:28	6/16/15	

Client: Environmental Planning Specialists
Project: PPC
Sample Matrix: Soil

Service Request: R1504622
Date Analyzed: 06/17/15

Lab Control Sample Summary
General Chemistry Parameters

Units:mg/Kg
Basis: Dry

Lab Control Sample
R1504622-LCS1

Analyte Name	Analytical Method	Result	Spike Amount	% Rec	% Rec Limits
Chromium, Hexavalent	7199	668	650	103	80-120
Chromium, Hexavalent	7199	670	650	103	80-120

Client: Environmental Planning Specialists
Project: PPC
Sample Matrix: Water

Service Request: R1504622
Date Analyzed: 06/16/15

Lab Control Sample Summary
General Chemistry Parameters

Units:ug/L
Basis:NA

Lab Control Sample
R1504622-LCS2

Analyte Name	Analytical Method	Result	Spike Amount	% Rec	% Rec Limits
Chromium, Hexavalent, Dissolved	218.6 LL	0.206	0.200	103	90-110

ALS Environmental

CHAIN OF CUSTODY/LABORATORY ANALYSIS REQUEST FORM

26695

1565 Jefferson Road, Building 300, Suite 360 • Rochester, NY 14623 | +1 585 288 5380 +1 585 288 8475 (fax) PAGE 1 OF 1

Project Name: PPC	Project Number:
Project Manager: William Crowe	Report CC:
Company/Address: 1050 Crown Pointe Parkway, Suite 550, Atlanta, GA 30338	
Phone #: 404-315-9113	Email: wcrowe@envplanning.com
Sampler's Signature:	Sampler's Printed Name: William Crowe

ANALYSIS REQUESTED *(Include Method Number and Container Preservative)*

PRESERVATIVE: 8

CLIENT SAMPLE ID	FOR OFFICE USE ONLY LAB ID	SAMPLING DATE	SAMPLING TIME	MATRIX	NUMBER OF CONTAINERS	Hexavalent Chromium	REMARKS/ ALTERNATE DESCRIPTION
15161-MW-2		6/10/15	1016	GW	1	X	
15161-MW-1		6/10/15	1213	GW	1	X	
15161-SW-1			1313	SW	1	X	
15161-SW-2			1324	SW	1	X	
15161-SW-3			1334	SW	1	X	
15161-SW-4			1345	SW	1	X	
15161-SD-1			1310	SD	1	X	
15161-SD-2			1320	SD	1	X	
15161-SD-3			1332	SD	1	X	
15161-SD-4			1341	SD	1	X	
15161-Dup		↓		GW	1	X	

Preservative Key
0. NONE
1. HCL
2. HNO_3
3. H_2SO_4
4. NaOH
5. Zn. Acetate
6. MeOH
7. $NaHSO_4$
8. Other Ice

SPECIAL INSTRUCTIONS/COMMENTS
Metals

See QAPP ☐

STATE WHERE SAMPLES WERE COLLECTED: Georgia

TURNAROUND REQUIREMENTS
____ RUSH (SURCHARGES APPLY)
____ 1 day ____ 2 day ____ 3 day
____ 4 day __X__ 5 day

REQUESTED REPORT DATE: _____

REPORT REQUIREMENTS
____ I. Results Only
____ II. Results + QC Summaries (LCS, DUP, MS/MSD as required)
__X__ III. Results + QC and Calibration Summaries
____ IV. Data Validation Report with Raw Data

Edata ____ Yes ____ No

INVOICE INFORMATION
PO # PPC
BILL TO:

RELINQUISHED BY	RECEIVED BY	RELINQUISHED BY	RECEIVED BY	RELINQUISHED BY	RECEIVED BY
Signature	Signature	Signature	Signature	Signature	
Printed Name: William Crowe	Printed Name: Gary Yates	Printed Name	Printed Name	Printed Name	
Firm: EPS, Inc.	Firm: ALS	Firm	Firm	Firm	
Date/Time: 6/10/15 1500	Date/Time: 6/11/15 0730	Date/Time	Date/Time	Date/Time	Date/Time

R1504622 5
Environmental Planning Specialists
Hexavalent chromium

Distribution: White - Lab Copy; Yellow - Return to Originator

© 2012 by ALS Group

R1504622 5
Environmental Planning Specialists
Hexavalent chromium

Cooler Receipt and Preservation Check Form

Project/Client EPS Inc Folder Number .

Cooler received on 6/11/15 by: [illegible]

COURIER: ALS UPS FEDEX VELOCITY CLIENT

1	Were **Custody seals** on outside of cooler?	Y N	5a	**Perchlorate** samples have required headspace?	Y N NA
2	**Custody papers** properly completed (ink, signed)?	Y N	5b	Did VOA vials, Alk,or Sulfide have sig* **bubbles**?	Y N NA
3	Did all bottles arrive in good **condition** (unbroken)?	Y N	6	Where did the bottles originate?	ALS/ROC CLIENT
4	Circle: **Wet Ice** **Dry Ice** **Gel packs** present?	Y N	7	Soil VOA received as: Bulk Encore 5035set	NA

8. Temperature Readings Date: 6/11/15 Time: ID: IR#3 IR#5 From: Temp Blank Sample Bottle

Observed Temp (°C)	2.8						
Correction Factor (°C)	–						
Corrected Temp (°C)	2.8°						
Within 0-6°C?	Y N	Y N	Y N	Y N	Y N	Y N	Y N

If out of Temperature, note packing/ice condition: Ice melted Poorly Packed Same Day Rule

&Client Approval to Run Samples: Standing Approval Client aware at drop-off Client notified by:

All samples held in storage location: Shipping Cooler by [illegible] on 6/11/15 at ~~0840~~ 0740
5035 samples placed in storage location: by on at

PC Secondary Review: [illegible] 6/11/15

Cooler Breakdown: Date: 6/11/15 Time: 1320 by: [illegible]

1. Were all bottle labels complete (*i.e.* analysis, preservation, etc.)? YES NO
2. Did all bottle labels and tags agree with custody papers? YES NO
3. Were correct containers used for the tests indicated? YES NO
4. Air Samples: Cassettes / Tubes Intact Canisters Pressurized Tedlar® Bags Inflated N/A

Explain any discrepancies:

pH	Reagent	Yes	No	Lot Received	Exp	Sample ID	Vol. Added	Lot Added	Final pH
≥12	NaOH								
≤2	HNO_3								
≤2	H_2SO_4								
<4	$NaHSO_4$								
Residual Chlorine (-)	For CN Phenol and 522			If +, contact PM to add $Na_2S_2O_3$ (CN), ascorbic (phenol).					
	$Na_2S_2O_3$	-	-						
	ZnAcetate	-	-						
	HCl	**	**						

**Not to be tested before analysis – pH tested and recorded by VOAs on a separate worksheet

Yes=All samples OK

No=Samples were preserved at The lab as listed

PM OK to Adjust: _____

Bottle lot numbers: 042715-ZAPP , 22031500
Other Comments:

218.6 (7)
6/10/15
1016-1345

Cr+6 Buffer WC140185A Exp 4/16

PC Secondary Review: [illegible] 6/11/15

*significant air bubbles: VOA > 5-6 mm : WC >1 in. diameter

AES Laboratory Data - August

AES

ANALYTICAL ENVIRONMENTAL SERVICES, INC.

August 27, 2015

Jeff Dennis
Environmental Planning Specialists, Inc.
1050 Crown Pointe Parkway
Atlanta GA 30338

TEL: (404) 315-9113
FAX: (404) 315-8509

RE: PPC

Dear Jeff Dennis: Order No: 1508H20

Analytical Environmental Services, Inc. received 33 samples on 8/20/2015 10:30:00 AM for the analyses presented in following report.

No problems were encountered during the analyses. Additionally, all results for the associated Quality Control samples were within EPA and/or AES established limits. Any discrepancies associated with the analyses contained herein will be noted and submitted in the form of a project Case Narrative.
AES' certifications are as follows:
-NELAC/Florida Certification number E87582 for analysis of Environmental Water, soil/hazardous waste, and Drinking Water Microbiology, effective 07/01/15-06/30/16.
-AIHA-LAP, LLC Laboratory ID: 100671 for Industrial Hygiene samples (Organics, Inorganics), Environmental Lead (Paint, Soil, Dust Wipes, Air), and Environmental Microbiology (Fungal) Direct Examination, effective until 09/01/15.

These results relate only to the items tested. This report may only be reproduced in full.

If you have any questions regarding these test results, please feel free to call.

CRKanhai

Chantelle Kanhai
Project Manager

ANALYTICAL ENVIRONMENTAL SERVICES, INC
3080 Presidential Drive, Atlanta GA 30340-3704
AES TEL.: (770) 457-8177 / TOLL-FREE (800) 972-4889 / FAX: (770) 457-8188

CHAIN OF CUSTODY

Work Order: 1508H20

Date: 8-20-15 Page 1 of 3

COMPANY:	ADDRESS:
EPS, Inc.	1050 Crown Pointe Pkwy Ste. 550 Atlanta, GA 30338
PHONE: (404) 315-9113	FAX:
SAMPLED BY: Jeff Dennis / Ben Crouse	SIGNATURE:

#	SAMPLE ID	SAMPLED DATE	SAMPLED TIME	Grab	Composite	Matrix (See codes)	VOCs	HCl	REMARKS	No # of Containers
1	15229-MW-2	8-17-15	1500	X		GW	X	X		2
2	15229-MW-6	8-17-15	1055	X		GW	X	X		2
3	15229-MW-1	8-17-15	1528	X		GW	X	X		2
4	15229-MW-3	8-17-15	1713	X		GW	X	X		2
5	15229-MW-4	8-17-15	1743	X		GW	X	X		2
6	15230-MW-5	8-18-15	1108	X		GW	X	X		2
7	15230-MW-12	8-18-15	1448	X		GW	X	X		2
8	15230-MW-13	8-18-15	1653	X		GW	X	X		2
9	15231-MW-8	8-19-15	1158	X		GW	X	X		2
10	15231-MW-9	8-19-15	1210	X		GW	X	X		2
11	15231-MW-7	8-19-15	1433	X		GW	X	X		2
12	15231-MW-11	8-19-15	1518	X		GW	X	X		2
13	15231-MW-10	8-19-15	1623	X		GW	X	X		2
14	15231-Dup	8-19-15	1200	X		GW	X	X		2

ANALYSIS REQUESTED

PRESERVATION (See codes)

Visit our website www.aesatlanta.com to check on the status of your results, place bottle orders, etc.

RELINQUISHED BY	DATE/TIME	RECEIVED BY	DATE/TIME
1:	8/20/15 1030	1:	8/20/15 1030
2:		2:	
3:		3:	

SPECIAL INSTRUCTIONS/COMMENTS:

SHIPMENT METHOD
OUT / / VIA:
IN / / VIA:
(CLIENT) FedEx UPS MAIL COURIER
GREYHOUND OTHER_____

PROJECT INFORMATION
PROJECT NAME: PPC
PROJECT #:
SITE ADDRESS: Savannah
SEND REPORT TO: kkessler@enviplanning.com
INVOICE TO: (IF DIFFERENT FROM ABOVE)
QUOTE #:_____ PO#:_____

RECEIPT
Total # of Containers: 28

Turnaround Time Request
- (●) Standard 5 Business Days
- ( ) 2 Business Day Rush
- ( ) Next Business Day Rush
- ( ) Same Day Rush (auth req.)
- ( ) Other _____

STATE PROGRAM (if any): _____
E-mail? Y / N; Fax? Y / N
DATA PACKAGE: I II III IV

SAMPLES RECEIVED AFTER 3PM OR ON SATURDAY ARE CONSIDERED RECEIVED THE NEXT BUSINESS DAY. IF TURNAROUND TIME IS NOT INDICATED, AES WILL PROCEED WITH STANDARD TAT OF SAMPLES. SAMPLES ARE DISPOSED 30 DAYS AFTER REPORT COMPLETION UNLESS OTHER ARRANGEMENTS ARE MADE.

MATRIX CODES: A = Air GW = Groundwater SE = Sediment SO = Soil SW = Surface Water W = Water (Blanks) DW = Drinking Water (Blanks) O = Other (specify) WW = Waste Water
PRESERVATIVE CODES: H+I = Hydrochloric acid + ice I = Ice only N = Nitric acid S+I = Sulfuric acid + ice S/M+I = Sodium Bisulfate/Methanol + ice O = Other (specify) NA = None

White Copy - Original; Yellow Copy - Client

ANALYTICAL ENVIRONMENTAL SERVICES, INC

3080 Presidential Drive, Atlanta GA 30340-3704

AES TEL.: (770) 457-8177 / TOLL-FREE (800) 972-4889 / FAX: (770) 457-8188

CHAIN OF CUSTODY

Work Order: 150842

Date: 8-20-15 Page 2 of 3

COMPANY:	ADDRESS:
EPS, Inc	1050 Crown Pointe Pkwy Ste. 550 Atlanta, GA 30338
PHONE: (404) 315-9113	FAX:
SAMPLED BY: Jeff Dennis / Ben Crowe	SIGNATURE:

#	SAMPLE ID	SAMPLED DATE	SAMPLED TIME	Grab	Composite	Matrix (See codes)	VOCs	VOCs	PRESERVATION (See codes)		REMARKS	No # of Containers
									S/M+I	H+I		
1	15229-SB-25-2	8-17-15	1009	X		SO	X					4
2	15229-SB-23-2	8-17-15	1101	X		SO	X					4
3	15229-SB-19-2	8-17-15	1336	X		SO	X					4
4	15229-SB-24-2	8-17-15	1302	X		SO	X					4
5	15229-SB-22-2	8-17-15	1317	X		SO	X					4
6	15229-SB-21-2	8-17-15	1324	X		SO	X					4
7	15229-SB-18-2	8-17-15	1526	X		SO	X					4
8	15229-SB-14-2	8-17-15	1607	X		SO	X					4
9	15229-SB-13-2	8-17-15	1638	X		SO	X					4
10	15229-SB-20-2	8-17-15	1753	X		SO	X					4
11	15230-SB-15-2	8-18-15	1414	X		SO	X					4
12	15230-SB-16-2	8-18-15	1431	X		SO	X					4
13	15230-SB-17-2	8-18-15	1446	X		SO	X					4
14	Trip Blank	8-14-15		X		W		X				2

ANALYSIS REQUESTED

Visit our website www.aesatlanta.com to check on the status of your results, place bottle orders, etc.

RELINQUISHED BY	DATE/TIME	RECEIVED BY	DATE/TIME
1:	8/20/15 1030	1:	8/20/15 1030
2:		2:	
3:		3:	

PROJECT INFORMATION

PROJECT NAME: PPC

PROJECT #:

SITE ADDRESS: Savannah, GA

SEND REPORT TO: KKessler@enviplanning.com

INVOICE TO: (IF DIFFERENT FROM ABOVE)

QUOTE #: PO#:

RECEIPT

Total # of Containers: 54

Turnaround Time Request
- ● Standard 5 Business Days
- ○ 2 Business Day Rush
- ○ Next Business Day Rush
- ○ Same Day Rush (auth req.)
- ○ Other

STATE PROGRAM (if any):

E-mail? Y / N; Fax? Y / N

DATA PACKAGE: I II III IV

SPECIAL INSTRUCTIONS/COMMENTS:

SHIPMENT METHOD

OUT / / VIA:

IN / / VIA:

(CLIENT) FedEx UPS MAIL COURIER GREYHOUND OTHER_____

SAMPLES RECEIVED AFTER 3PM OR ON SATURDAY ARE CONSIDERED RECEIVED THE NEXT BUSINESS DAY. IF TURNAROUND TIME IS NOT INDICATED, AES WILL PROCEED WITH STANDARD TAT OF SAMPLES. SAMPLES ARE DISPOSED 30 DAYS AFTER REPORT COMPLETION UNLESS OTHER ARRANGEMENTS ARE MADE.

MATRIX CODES: A = Air GW = Groundwater SE = Sediment SO = Soil SW = Surface Water W = Water (Blanks) DW = Drinking Water (Blanks) O = Other (specify) WW = Waste Water

PRESERVATIVE CODES: H+I = Hydrochloric acid + ice I = Ice only N = Nitric acid S+I = Sulfuric acid + ice S/M+I = Sodium Bisulfate/Methanol + ice O = Other (specify) NA = None

White Copy - Original; Yellow Copy - Client

ANALYTICAL ENVIRONMENTAL SERVICES, INC

3080 Presidential Drive, Atlanta GA 30340-3704

AES TEL.: (770) 457-8177 / TOLL-FREE (800) 972-4889 / FAX: (770) 457-8188

CHAIN OF CUSTODY

Work Order: [illegible]

Date: 8/20/15 Page 3 of 3

COMPANY:	ADDRESS:
EPS, Inc	1050 Crown Pointe Pkwy Ste. 550 Atlanta, GA 30338
PHONE: 404-315-9113	FAX:
SAMPLED BY: Ben Crowe / Jeff Dennis	SIGNATURE:

#	SAMPLE ID	SAMPLED DATE	SAMPLED TIME	Grab	Composite	Matrix (See codes)	ANALYSIS REQUESTED: VOCs	PRESERVATION (See codes): S+I	REMARKS	No # of Containers
1	15231 - SD - 5	8/19/15	0938	X		SO	X	X		4
2	15231 - SD - 6		0927	X		SO	X	X		4
3	15231 - SD - 7		0857	X		SO	X	X		4
4	15231 - SD - 8		0841	X		SO	X	X		4
5	15231 - SD - 9	↓	0832	X		SO	X	X		4
6										
7										
8										
9										
10										
11										
12										
13										
14										

Visit our website www.aesatlanta.com to check on the status of your results, place bottle orders, etc.

RELINQUISHED BY	DATE/TIME	RECEIVED BY	DATE/TIME
1:	8/20/15 1030	1:	8/20/15 1030
2:		2:	
3:		3:	

SPECIAL INSTRUCTIONS/COMMENTS:

SHIPMENT METHOD

OUT / / VIA:

IN / / VIA:

CLIENT FedEx UPS MAIL COURIER

GREYHOUND OTHER_____

PROJECT INFORMATION

PROJECT NAME: PPC

PROJECT #:

SITE ADDRESS:

SEND REPORT TO: Kkessler@Envplanning.com

INVOICE TO:
(IF DIFFERENT FROM ABOVE)

QUOTE #:_____ PO#:_____

RECEIPT

Total # of Containers: 20

Turnaround Time Request

- (●) Standard 5 Business Days
- ( ) 2 Business Day Rush
- ( ) Next Business Day Rush
- ( ) Same Day Rush (auth req.)
- ( ) Other _____

STATE PROGRAM (if any): _____

E-mail? Y / N; Fax? Y / N

DATA PACKAGE: I II III IV

SAMPLES RECEIVED AFTER 3PM OR ON SATURDAY ARE CONSIDERED RECEIVED THE NEXT BUSINESS DAY. IF TURNAROUND TIME IS NOT INDICATED, AES WILL PROCEED WITH STANDARD TAT OF SAMPLES. SAMPLES ARE DISPOSED 30 DAYS AFTER REPORT COMPLETION UNLESS OTHER ARRANGEMENTS ARE MADE.

MATRIX CODES: A = Air GW = Groundwater SE = Sediment SO = Soil SW = Surface Water W = Water (Blanks) DW = Drinking Water (Blanks) O = Other (specify) WW = Waste Water

PRESERVATIVE CODES: H+I = Hydrochloric acid + ice I = Ice only N = Nitric acid S+I = Sulfuric acid + ice S/M+I = Sodium Bisulfate/Methanol + ice O = Other (specify) NA = None

White Copy - Original; Yellow Copy - Client

Client: Environmental Planning Specialists, Inc.
Project: PPC
Lab ID: 1508H20

Case Narrative

Volatile Organic Compounds Analysis by Method 8260B:

Percent recovery for the internal standard compound 1,4-Dichlorobenzene-d4 on samples 1508H20-015A/-027A/-031A, & -032A was outside control limits biased low due to suspected matrix interference. All other internal standard recoveries were within control limits.

Percent recovery for the internal standard compounds Pentafluorobenzene, 1,4-Difluorobenzene, Chlorobenzene-d5 and 1,4-Dichlorobenzene-d4 on sample 1508H20-029A was outside control limits biased low due to suspected matrix interference. All other internal standard recoveries were within control limits.

Percent recovery for the internal standard compounds Pentafluorobenzene, 1,4-Difluorobenzene, Chlorobenzene-d5 and 1,4-Dichlorobenzene-d4 on sample 1508H20-030A was outside control limits biased low due to suspected matrix interference. All other internal standard recoveries were within control limits.

Percent recovery for the internal standard compounds Chlorobenzene-d5 and 1,4-Dichlorobenzene-d4 on sample 1508H20-033A was outside control limits biased low due to suspected matrix interference. All other internal standard recoveries were within control limits.

Acetone value for samples 1508H20-024A, & -030A is "E" qualified indicating an estimated value over linear calibration range. Sample was diluted and reanalyzed using the supplied methanol preserved sample at the minimum dilution allowed resulting in analytes being below reporting limits.

Analytical Environmental Services, Inc **Date:** 27-Aug-15

Client:	Environmental Planning Specialists, Inc.	**Client Sample ID:**	15229-MW-2
Lab Order	1508H20	**Tag Number:**	
Project Name:	PPC	**Collection Date:**	8/17/2015 3:00:00 PM
Lab ID:	1508H20-001A	**Matrix:**	Groundwater

Analyses	Result	Reporting Limit	Qual	Units	BatchID	Dilution Factor	Date Analyzed	Analyst
TCL VOLATILE ORGANICS SW8260B				**(SW5030B)**				
1,1,1-Trichloroethane	BRL	5.0		ug/L	211946	1	08/24/2015 21:18	CH
1,1,2,2-Tetrachloroethane	BRL	5.0		ug/L	211946	1	08/24/2015 21:18	CH
1,1,2-Trichloroethane	BRL	5.0		ug/L	211946	1	08/24/2015 21:18	CH
1,1-Dichloroethane	BRL	5.0		ug/L	211946	1	08/24/2015 21:18	CH
1,1-Dichloroethene	BRL	5.0		ug/L	211946	1	08/24/2015 21:18	CH
1,2,4-Trichlorobenzene	BRL	5.0		ug/L	211946	1	08/24/2015 21:18	CH
1,2-Dibromo-3-chloropropane	BRL	5.0		ug/L	211946	1	08/24/2015 21:18	CH
1,2-Dibromoethane	BRL	5.0		ug/L	211946	1	08/24/2015 21:18	CH
1,2-Dichlorobenzene	BRL	5.0		ug/L	211946	1	08/24/2015 21:18	CH
1,2-Dichloroethane	BRL	5.0		ug/L	211946	1	08/24/2015 21:18	CH
1,2-Dichloropropane	BRL	5.0		ug/L	211946	1	08/24/2015 21:18	CH
1,3-Dichlorobenzene	BRL	5.0		ug/L	211946	1	08/24/2015 21:18	CH
1,4-Dichlorobenzene	BRL	5.0		ug/L	211946	1	08/24/2015 21:18	CH
2-Butanone	BRL	50		ug/L	211946	1	08/24/2015 21:18	CH
2-Hexanone	BRL	10		ug/L	211946	1	08/24/2015 21:18	CH
4-Methyl-2-pentanone	BRL	10		ug/L	211946	1	08/24/2015 21:18	CH
Acetone	BRL	50		ug/L	211946	1	08/24/2015 21:18	CH
Benzene	BRL	5.0		ug/L	211946	1	08/24/2015 21:18	CH
Bromodichloromethane	BRL	5.0		ug/L	211946	1	08/24/2015 21:18	CH
Bromoform	BRL	5.0		ug/L	211946	1	08/24/2015 21:18	CH
Bromomethane	BRL	5.0		ug/L	211946	1	08/24/2015 21:18	CH
Carbon disulfide	BRL	5.0		ug/L	211946	1	08/24/2015 21:18	CH
Carbon tetrachloride	BRL	5.0		ug/L	211946	1	08/24/2015 21:18	CH
Chlorobenzene	BRL	5.0		ug/L	211946	1	08/24/2015 21:18	CH
Chloroethane	BRL	10		ug/L	211946	1	08/24/2015 21:18	CH
Chloroform	BRL	5.0		ug/L	211946	1	08/24/2015 21:18	CH
Chloromethane	BRL	10		ug/L	211946	1	08/24/2015 21:18	CH
cis-1,2-Dichloroethene	BRL	5.0		ug/L	211946	1	08/24/2015 21:18	CH
cis-1,3-Dichloropropene	BRL	5.0		ug/L	211946	1	08/24/2015 21:18	CH
Cyclohexane	BRL	5.0		ug/L	211946	1	08/24/2015 21:18	CH
Dibromochloromethane	BRL	5.0		ug/L	211946	1	08/24/2015 21:18	CH
Dichlorodifluoromethane	BRL	10		ug/L	211946	1	08/24/2015 21:18	CH
Ethylbenzene	BRL	5.0		ug/L	211946	1	08/24/2015 21:18	CH
Freon-113	BRL	10		ug/L	211946	1	08/24/2015 21:18	CH
Isopropylbenzene	BRL	5.0		ug/L	211946	1	08/24/2015 21:18	CH
m,p-Xylene	BRL	5.0		ug/L	211946	1	08/24/2015 21:18	CH
Methyl acetate	BRL	5.0		ug/L	211946	1	08/24/2015 21:18	CH
Methyl tert-butyl ether	BRL	5.0		ug/L	211946	1	08/24/2015 21:18	CH
Methylcyclohexane	BRL	5.0		ug/L	211946	1	08/24/2015 21:18	CH
Methylene chloride	BRL	5.0		ug/L	211946	1	08/24/2015 21:18	CH

Qualifiers:

- * Value exceeds maximum contaminant level
- BRL Below reporting limit
- H Holding times for preparation or analysis exceeded
- N Analyte not NELAC certified
- B Analyte detected in the associated method blank
- > Greater than Result value
- E Estimated (value above quantitation range)
- S Spike Recovery outside limits due to matrix
- Narr See case narrative
- NC Not confirmed
- < Less than Result value
- J Estimated value detected below Reporting Limit

Analytical Environmental Services, Inc **Date:** 27-Aug-15

Client:	Environmental Planning Specialists, Inc.	**Client Sample ID:**	15229-MW-2
Lab Order	1508H20	**Tag Number:**	
Project Name:	PPC	**Collection Date:**	8/17/2015 3:00:00 PM
Lab ID:	1508H20-001A	**Matrix:**	Groundwater

Analyses	Result	Reporting Limit	Qual	Units	BatchID	Dilution Factor	Date Analyzed	Analyst
TCL VOLATILE ORGANICS SW8260B				**(SW5030B)**				
o-Xylene	BRL	5.0		ug/L	211946	1	08/24/2015 21:18	CH
Styrene	BRL	5.0		ug/L	211946	1	08/24/2015 21:18	CH
Tetrachloroethene	BRL	5.0		ug/L	211946	1	08/24/2015 21:18	CH
Toluene	BRL	5.0		ug/L	211946	1	08/24/2015 21:18	CH
trans-1,2-Dichloroethene	BRL	5.0		ug/L	211946	1	08/24/2015 21:18	CH
trans-1,3-Dichloropropene	BRL	5.0		ug/L	211946	1	08/24/2015 21:18	CH
Trichloroethene	BRL	5.0		ug/L	211946	1	08/24/2015 21:18	CH
Trichlorofluoromethane	BRL	5.0		ug/L	211946	1	08/24/2015 21:18	CH
Vinyl chloride	BRL	2.0		ug/L	211946	1	08/24/2015 21:18	CH
Surr: 4-Bromofluorobenzene	96.8	70.6-123		%REC	211946	1	08/24/2015 21:18	CH
Surr: Dibromofluoromethane	93.5	78.7-124		%REC	211946	1	08/24/2015 21:18	CH
Surr: Toluene-d8	93.3	81.3-120		%REC	211946	1	08/24/2015 21:18	CH

Qualifiers:

- * Value exceeds maximum contaminant level
- BRL Below reporting limit
- H Holding times for preparation or analysis exceeded
- N Analyte not NELAC certified
- B Analyte detected in the associated method blank
- > Greater than Result value
- E Estimated (value above quantitation range)
- S Spike Recovery outside limits due to matrix
- Narr See case narrative
- NC Not confirmed
- < Less than Result value
- J Estimated value detected below Reporting Limit

Analytical Environmental Services, Inc **Date:** 27-Aug-15

Client:	Environmental Planning Specialists, Inc.	**Client Sample ID:**	15229-MW-6
Lab Order	1508H20	**Tag Number:**	
Project Name:	PPC	**Collection Date:**	8/17/2015 10:55:00 AM
Lab ID:	1508H20-002A	**Matrix:**	Groundwater

Analyses	Result	Reporting Limit	Qual	Units	BatchID	Dilution Factor	Date Analyzed	Analyst
TCL VOLATILE ORGANICS SW8260B				**(SW5030B)**				
1,1,1-Trichloroethane	BRL	5.0		ug/L	211946	1	08/24/2015 21:41	CH
1,1,2,2-Tetrachloroethane	BRL	5.0		ug/L	211946	1	08/24/2015 21:41	CH
1,1,2-Trichloroethane	BRL	5.0		ug/L	211946	1	08/24/2015 21:41	CH
1,1-Dichloroethane	BRL	5.0		ug/L	211946	1	08/24/2015 21:41	CH
1,1-Dichloroethene	BRL	5.0		ug/L	211946	1	08/24/2015 21:41	CH
1,2,4-Trichlorobenzene	BRL	5.0		ug/L	211946	1	08/24/2015 21:41	CH
1,2-Dibromo-3-chloropropane	BRL	5.0		ug/L	211946	1	08/24/2015 21:41	CH
1,2-Dibromoethane	BRL	5.0		ug/L	211946	1	08/24/2015 21:41	CH
1,2-Dichlorobenzene	BRL	5.0		ug/L	211946	1	08/24/2015 21:41	CH
1,2-Dichloroethane	BRL	5.0		ug/L	211946	1	08/24/2015 21:41	CH
1,2-Dichloropropane	BRL	5.0		ug/L	211946	1	08/24/2015 21:41	CH
1,3-Dichlorobenzene	BRL	5.0		ug/L	211946	1	08/24/2015 21:41	CH
1,4-Dichlorobenzene	BRL	5.0		ug/L	211946	1	08/24/2015 21:41	CH
2-Butanone	BRL	50		ug/L	211946	1	08/24/2015 21:41	CH
2-Hexanone	BRL	10		ug/L	211946	1	08/24/2015 21:41	CH
4-Methyl-2-pentanone	BRL	10		ug/L	211946	1	08/24/2015 21:41	CH
Acetone	BRL	50		ug/L	211946	1	08/24/2015 21:41	CH
Benzene	BRL	5.0		ug/L	211946	1	08/24/2015 21:41	CH
Bromodichloromethane	BRL	5.0		ug/L	211946	1	08/24/2015 21:41	CH
Bromoform	BRL	5.0		ug/L	211946	1	08/24/2015 21:41	CH
Bromomethane	BRL	5.0		ug/L	211946	1	08/24/2015 21:41	CH
Carbon disulfide	BRL	5.0		ug/L	211946	1	08/24/2015 21:41	CH
Carbon tetrachloride	BRL	5.0		ug/L	211946	1	08/24/2015 21:41	CH
Chlorobenzene	BRL	5.0		ug/L	211946	1	08/24/2015 21:41	CH
Chloroethane	BRL	10		ug/L	211946	1	08/24/2015 21:41	CH
Chloroform	BRL	5.0		ug/L	211946	1	08/24/2015 21:41	CH
Chloromethane	BRL	10		ug/L	211946	1	08/24/2015 21:41	CH
cis-1,2-Dichloroethene	BRL	5.0		ug/L	211946	1	08/24/2015 21:41	CH
cis-1,3-Dichloropropene	BRL	5.0		ug/L	211946	1	08/24/2015 21:41	CH
Cyclohexane	BRL	5.0		ug/L	211946	1	08/24/2015 21:41	CH
Dibromochloromethane	BRL	5.0		ug/L	211946	1	08/24/2015 21:41	CH
Dichlorodifluoromethane	BRL	10		ug/L	211946	1	08/24/2015 21:41	CH
Ethylbenzene	BRL	5.0		ug/L	211946	1	08/24/2015 21:41	CH
Freon-113	BRL	10		ug/L	211946	1	08/24/2015 21:41	CH
Isopropylbenzene	BRL	5.0		ug/L	211946	1	08/24/2015 21:41	CH
m,p-Xylene	BRL	5.0		ug/L	211946	1	08/24/2015 21:41	CH
Methyl acetate	BRL	5.0		ug/L	211946	1	08/24/2015 21:41	CH
Methyl tert-butyl ether	BRL	5.0		ug/L	211946	1	08/24/2015 21:41	CH
Methylcyclohexane	BRL	5.0		ug/L	211946	1	08/24/2015 21:41	CH
Methylene chloride	BRL	5.0		ug/L	211946	1	08/24/2015 21:41	CH

Qualifiers:

- * Value exceeds maximum contaminant level
- BRL Below reporting limit
- H Holding times for preparation or analysis exceeded
- N Analyte not NELAC certified
- B Analyte detected in the associated method blank
- > Greater than Result value
- E Estimated (value above quantitation range)
- S Spike Recovery outside limits due to matrix
- Narr See case narrative
- NC Not confirmed
- < Less than Result value
- J Estimated value detected below Reporting Limit

Analytical Environmental Services, Inc **Date:** 27-Aug-15

Client:	Environmental Planning Specialists, Inc.	**Client Sample ID:**	15229-MW-6
Lab Order	1508H20	**Tag Number:**	
Project Name:	PPC	**Collection Date:**	8/17/2015 10:55:00 AM
Lab ID:	1508H20-002A	**Matrix:**	Groundwater

Analyses	Result	Reporting Limit	Qual	Units	BatchID	Dilution Factor	Date Analyzed	Analyst
TCL VOLATILE ORGANICS SW8260B				**(SW5030B)**				
o-Xylene	BRL	5.0		ug/L	211946	1	08/24/2015 21:41	CH
Styrene	BRL	5.0		ug/L	211946	1	08/24/2015 21:41	CH
Tetrachloroethene	BRL	5.0		ug/L	211946	1	08/24/2015 21:41	CH
Toluene	BRL	5.0		ug/L	211946	1	08/24/2015 21:41	CH
trans-1,2-Dichloroethene	BRL	5.0		ug/L	211946	1	08/24/2015 21:41	CH
trans-1,3-Dichloropropene	BRL	5.0		ug/L	211946	1	08/24/2015 21:41	CH
Trichloroethene	BRL	5.0		ug/L	211946	1	08/24/2015 21:41	CH
Trichlorofluoromethane	BRL	5.0		ug/L	211946	1	08/24/2015 21:41	CH
Vinyl chloride	BRL	2.0		ug/L	211946	1	08/24/2015 21:41	CH
Surr: 4-Bromofluorobenzene	87.5	70.6-123		%REC	211946	1	08/24/2015 21:41	CH
Surr: Dibromofluoromethane	98.2	78.7-124		%REC	211946	1	08/24/2015 21:41	CH
Surr: Toluene-d8	95.9	81.3-120		%REC	211946	1	08/24/2015 21:41	CH

Qualifiers:

- * Value exceeds maximum contaminant level
- BRL Below reporting limit
- H Holding times for preparation or analysis exceeded
- N Analyte not NELAC certified
- B Analyte detected in the associated method blank
- > Greater than Result value
- E Estimated (value above quantitation range)
- S Spike Recovery outside limits due to matrix
- Narr See case narrative
- NC Not confirmed
- < Less than Result value
- J Estimated value detected below Reporting Limit

Analytical Environmental Services, Inc **Date:** 27-Aug-15

Client:	Environmental Planning Specialists, Inc.	**Client Sample ID:**	15229-MW-1
Lab Order	1508H20	**Tag Number:**	
Project Name:	PPC	**Collection Date:**	8/17/2015 3:28:00 PM
Lab ID:	1508H20-003A	**Matrix:**	Groundwater

Analyses	Result	Reporting Limit	Qual	Units	BatchID	Dilution Factor	Date Analyzed	Analyst
TCL VOLATILE ORGANICS SW8260B				**(SW5030B)**				
1,1,1-Trichloroethane	BRL	5.0		ug/L	211946	1	08/25/2015 01:01	CH
1,1,2,2-Tetrachloroethane	BRL	5.0		ug/L	211946	1	08/25/2015 01:01	CH
1,1,2-Trichloroethane	BRL	5.0		ug/L	211946	1	08/25/2015 01:01	CH
1,1-Dichloroethane	BRL	5.0		ug/L	211946	1	08/25/2015 01:01	CH
1,1-Dichloroethene	BRL	5.0		ug/L	211946	1	08/25/2015 01:01	CH
1,2,4-Trichlorobenzene	BRL	5.0		ug/L	211946	1	08/25/2015 01:01	CH
1,2-Dibromo-3-chloropropane	BRL	5.0		ug/L	211946	1	08/25/2015 01:01	CH
1,2-Dibromoethane	BRL	5.0		ug/L	211946	1	08/25/2015 01:01	CH
1,2-Dichlorobenzene	BRL	5.0		ug/L	211946	1	08/25/2015 01:01	CH
1,2-Dichloroethane	BRL	5.0		ug/L	211946	1	08/25/2015 01:01	CH
1,2-Dichloropropane	BRL	5.0		ug/L	211946	1	08/25/2015 01:01	CH
1,3-Dichlorobenzene	BRL	5.0		ug/L	211946	1	08/25/2015 01:01	CH
1,4-Dichlorobenzene	BRL	5.0		ug/L	211946	1	08/25/2015 01:01	CH
2-Butanone	BRL	50		ug/L	211946	1	08/25/2015 01:01	CH
2-Hexanone	BRL	10		ug/L	211946	1	08/25/2015 01:01	CH
4-Methyl-2-pentanone	BRL	10		ug/L	211946	1	08/25/2015 01:01	CH
Acetone	BRL	50		ug/L	211946	1	08/25/2015 01:01	CH
Benzene	BRL	5.0		ug/L	211946	1	08/25/2015 01:01	CH
Bromodichloromethane	BRL	5.0		ug/L	211946	1	08/25/2015 01:01	CH
Bromoform	BRL	5.0		ug/L	211946	1	08/25/2015 01:01	CH
Bromomethane	BRL	5.0		ug/L	211946	1	08/25/2015 01:01	CH
Carbon disulfide	BRL	5.0		ug/L	211946	1	08/25/2015 01:01	CH
Carbon tetrachloride	BRL	5.0		ug/L	211946	1	08/25/2015 01:01	CH
Chlorobenzene	BRL	5.0		ug/L	211946	1	08/25/2015 01:01	CH
Chloroethane	BRL	10		ug/L	211946	1	08/25/2015 01:01	CH
Chloroform	BRL	5.0		ug/L	211946	1	08/25/2015 01:01	CH
Chloromethane	BRL	10		ug/L	211946	1	08/25/2015 01:01	CH
cis-1,2-Dichloroethene	BRL	5.0		ug/L	211946	1	08/25/2015 01:01	CH
cis-1,3-Dichloropropene	BRL	5.0		ug/L	211946	1	08/25/2015 01:01	CH
Cyclohexane	BRL	5.0		ug/L	211946	1	08/25/2015 01:01	CH
Dibromochloromethane	BRL	5.0		ug/L	211946	1	08/25/2015 01:01	CH
Dichlorodifluoromethane	BRL	10		ug/L	211946	1	08/25/2015 01:01	CH
Ethylbenzene	BRL	5.0		ug/L	211946	1	08/25/2015 01:01	CH
Freon-113	BRL	10		ug/L	211946	1	08/25/2015 01:01	CH
Isopropylbenzene	BRL	5.0		ug/L	211946	1	08/25/2015 01:01	CH
m,p-Xylene	BRL	5.0		ug/L	211946	1	08/25/2015 01:01	CH
Methyl acetate	BRL	5.0		ug/L	211946	1	08/25/2015 01:01	CH
Methyl tert-butyl ether	BRL	5.0		ug/L	211946	1	08/25/2015 01:01	CH
Methylcyclohexane	BRL	5.0		ug/L	211946	1	08/25/2015 01:01	CH
Methylene chloride	BRL	5.0		ug/L	211946	1	08/25/2015 01:01	CH

Qualifiers:

- * Value exceeds maximum contaminant level
- BRL Below reporting limit
- H Holding times for preparation or analysis exceeded
- N Analyte not NELAC certified
- B Analyte detected in the associated method blank
- > Greater than Result value
- E Estimated (value above quantitation range)
- S Spike Recovery outside limits due to matrix
- Narr See case narrative
- NC Not confirmed
- < Less than Result value
- J Estimated value detected below Reporting Limit

Analytical Environmental Services, Inc **Date:** 27-Aug-15

Client:	Environmental Planning Specialists, Inc.	**Client Sample ID:**	15229-MW-1
Lab Order	1508H20	**Tag Number:**	
Project Name:	PPC	**Collection Date:**	8/17/2015 3:28:00 PM
Lab ID:	1508H20-003A	**Matrix:**	Groundwater

Analyses	Result	Reporting Limit	Qual	Units	BatchID	Dilution Factor	Date Analyzed	Analyst
TCL VOLATILE ORGANICS SW8260B				**(SW5030B)**				
o-Xylene	BRL	5.0		ug/L	211946	1	08/25/2015 01:01	CH
Styrene	BRL	5.0		ug/L	211946	1	08/25/2015 01:01	CH
Tetrachloroethene	BRL	5.0		ug/L	211946	1	08/25/2015 01:01	CH
Toluene	BRL	5.0		ug/L	211946	1	08/25/2015 01:01	CH
trans-1,2-Dichloroethene	BRL	5.0		ug/L	211946	1	08/25/2015 01:01	CH
trans-1,3-Dichloropropene	BRL	5.0		ug/L	211946	1	08/25/2015 01:01	CH
Trichloroethene	BRL	5.0		ug/L	211946	1	08/25/2015 01:01	CH
Trichlorofluoromethane	BRL	5.0		ug/L	211946	1	08/25/2015 01:01	CH
Vinyl chloride	BRL	2.0		ug/L	211946	1	08/25/2015 01:01	CH
Surr: 4-Bromofluorobenzene	102	70.6-123		%REC	211946	1	08/25/2015 01:01	CH
Surr: Dibromofluoromethane	82.9	78.7-124		%REC	211946	1	08/25/2015 01:01	CH
Surr: Toluene-d8	85.3	81.3-120		%REC	211946	1	08/25/2015 01:01	CH

Qualifiers:

- * Value exceeds maximum contaminant level
- BRL Below reporting limit
- H Holding times for preparation or analysis exceeded
- N Analyte not NELAC certified
- B Analyte detected in the associated method blank
- > Greater than Result value
- E Estimated (value above quantitation range)
- S Spike Recovery outside limits due to matrix
- Narr See case narrative
- NC Not confirmed
- < Less than Result value
- J Estimated value detected below Reporting Limit

Analytical Environmental Services, Inc **Date:** 27-Aug-15

Client:	Environmental Planning Specialists, Inc.	**Client Sample ID:**	15229-MW-3
Lab Order	1508H20	**Tag Number:**	
Project Name:	PPC	**Collection Date:**	8/17/2015 5:13:00 PM
Lab ID:	1508H20-004A	**Matrix:**	Groundwater

Analyses	Result	Reporting Limit	Qual	Units	BatchID	Dilution Factor	Date Analyzed	Analyst
TCL VOLATILE ORGANICS SW8260B				**(SW5030B)**				
1,1,1-Trichloroethane	BRL	5.0		ug/L	211946	1	08/25/2015 01:25	CH
1,1,2,2-Tetrachloroethane	BRL	5.0		ug/L	211946	1	08/25/2015 01:25	CH
1,1,2-Trichloroethane	BRL	5.0		ug/L	211946	1	08/25/2015 01:25	CH
1,1-Dichloroethane	BRL	5.0		ug/L	211946	1	08/25/2015 01:25	CH
1,1-Dichloroethene	BRL	5.0		ug/L	211946	1	08/25/2015 01:25	CH
1,2,4-Trichlorobenzene	BRL	5.0		ug/L	211946	1	08/25/2015 01:25	CH
1,2-Dibromo-3-chloropropane	BRL	5.0		ug/L	211946	1	08/25/2015 01:25	CH
1,2-Dibromoethane	BRL	5.0		ug/L	211946	1	08/25/2015 01:25	CH
1,2-Dichlorobenzene	BRL	5.0		ug/L	211946	1	08/25/2015 01:25	CH
1,2-Dichloroethane	BRL	5.0		ug/L	211946	1	08/25/2015 01:25	CH
1,2-Dichloropropane	BRL	5.0		ug/L	211946	1	08/25/2015 01:25	CH
1,3-Dichlorobenzene	BRL	5.0		ug/L	211946	1	08/25/2015 01:25	CH
1,4-Dichlorobenzene	BRL	5.0		ug/L	211946	1	08/25/2015 01:25	CH
2-Butanone	BRL	50		ug/L	211946	1	08/25/2015 01:25	CH
2-Hexanone	BRL	10		ug/L	211946	1	08/25/2015 01:25	CH
4-Methyl-2-pentanone	BRL	10		ug/L	211946	1	08/25/2015 01:25	CH
Acetone	BRL	50		ug/L	211946	1	08/25/2015 01:25	CH
Benzene	BRL	5.0		ug/L	211946	1	08/25/2015 01:25	CH
Bromodichloromethane	BRL	5.0		ug/L	211946	1	08/25/2015 01:25	CH
Bromoform	BRL	5.0		ug/L	211946	1	08/25/2015 01:25	CH
Bromomethane	BRL	5.0		ug/L	211946	1	08/25/2015 01:25	CH
Carbon disulfide	BRL	5.0		ug/L	211946	1	08/25/2015 01:25	CH
Carbon tetrachloride	BRL	5.0		ug/L	211946	1	08/25/2015 01:25	CH
Chlorobenzene	BRL	5.0		ug/L	211946	1	08/25/2015 01:25	CH
Chloroethane	BRL	10		ug/L	211946	1	08/25/2015 01:25	CH
Chloroform	BRL	5.0		ug/L	211946	1	08/25/2015 01:25	CH
Chloromethane	BRL	10		ug/L	211946	1	08/25/2015 01:25	CH
cis-1,2-Dichloroethene	BRL	5.0		ug/L	211946	1	08/25/2015 01:25	CH
cis-1,3-Dichloropropene	BRL	5.0		ug/L	211946	1	08/25/2015 01:25	CH
Cyclohexane	BRL	5.0		ug/L	211946	1	08/25/2015 01:25	CH
Dibromochloromethane	BRL	5.0		ug/L	211946	1	08/25/2015 01:25	CH
Dichlorodifluoromethane	BRL	10		ug/L	211946	1	08/25/2015 01:25	CH
Ethylbenzene	BRL	5.0		ug/L	211946	1	08/25/2015 01:25	CH
Freon-113	BRL	10		ug/L	211946	1	08/25/2015 01:25	CH
Isopropylbenzene	BRL	5.0		ug/L	211946	1	08/25/2015 01:25	CH
m,p-Xylene	BRL	5.0		ug/L	211946	1	08/25/2015 01:25	CH
Methyl acetate	BRL	5.0		ug/L	211946	1	08/25/2015 01:25	CH
Methyl tert-butyl ether	BRL	5.0		ug/L	211946	1	08/25/2015 01:25	CH
Methylcyclohexane	BRL	5.0		ug/L	211946	1	08/25/2015 01:25	CH
Methylene chloride	BRL	5.0		ug/L	211946	1	08/25/2015 01:25	CH

Qualifiers:

- * Value exceeds maximum contaminant level
- BRL Below reporting limit
- H Holding times for preparation or analysis exceeded
- N Analyte not NELAC certified
- B Analyte detected in the associated method blank
- > Greater than Result value
- E Estimated (value above quantitation range)
- S Spike Recovery outside limits due to matrix
- Narr See case narrative
- NC Not confirmed
- < Less than Result value
- J Estimated value detected below Reporting Limit

Analytical Environmental Services, Inc **Date:** 27-Aug-15

Client:	Environmental Planning Specialists, Inc.	**Client Sample ID:**	15229-MW-3
Lab Order	1508H20	**Tag Number:**	
Project Name:	PPC	**Collection Date:**	8/17/2015 5:13:00 PM
Lab ID:	1508H20-004A	**Matrix:**	Groundwater

Analyses	Result	Reporting Limit	Qual	Units	BatchID	Dilution Factor	Date Analyzed	Analyst
TCL VOLATILE ORGANICS SW8260B				**(SW5030B)**				
o-Xylene	BRL	5.0		ug/L	211946	1	08/25/2015 01:25	CH
Styrene	BRL	5.0		ug/L	211946	1	08/25/2015 01:25	CH
Tetrachloroethene	BRL	5.0		ug/L	211946	1	08/25/2015 01:25	CH
Toluene	BRL	5.0		ug/L	211946	1	08/25/2015 01:25	CH
trans-1,2-Dichloroethene	BRL	5.0		ug/L	211946	1	08/25/2015 01:25	CH
trans-1,3-Dichloropropene	BRL	5.0		ug/L	211946	1	08/25/2015 01:25	CH
Trichloroethene	BRL	5.0		ug/L	211946	1	08/25/2015 01:25	CH
Trichlorofluoromethane	BRL	5.0		ug/L	211946	1	08/25/2015 01:25	CH
Vinyl chloride	BRL	2.0		ug/L	211946	1	08/25/2015 01:25	CH
Surr: 4-Bromofluorobenzene	95.8	70.6-123		%REC	211946	1	08/25/2015 01:25	CH
Surr: Dibromofluoromethane	91.4	78.7-124		%REC	211946	1	08/25/2015 01:25	CH
Surr: Toluene-d8	92.4	81.3-120		%REC	211946	1	08/25/2015 01:25	CH

Qualifiers:

- * Value exceeds maximum contaminant level
- BRL Below reporting limit
- H Holding times for preparation or analysis exceeded
- N Analyte not NELAC certified
- B Analyte detected in the associated method blank
- > Greater than Result value
- E Estimated (value above quantitation range)
- S Spike Recovery outside limits due to matrix
- Narr See case narrative
- NC Not confirmed
- < Less than Result value
- J Estimated value detected below Reporting Limit

Analytical Environmental Services, Inc **Date:** 27-Aug-15

Client:	Environmental Planning Specialists, Inc.	**Client Sample ID:**	15229-MW-4
Lab Order	1508H20	**Tag Number:**	
Project Name:	PPC	**Collection Date:**	8/17/2015 5:43:00 PM
Lab ID:	1508H20-005A	**Matrix:**	Groundwater

Analyses	Result	Reporting Limit	Qual	Units	BatchID	Dilution Factor	Date Analyzed	Analyst
TCL VOLATILE ORGANICS SW8260B				**(SW5030B)**				
1,1,1-Trichloroethane	BRL	5.0		ug/L	211946	1	08/25/2015 01:49	CH
1,1,2,2-Tetrachloroethane	BRL	5.0		ug/L	211946	1	08/25/2015 01:49	CH
1,1,2-Trichloroethane	BRL	5.0		ug/L	211946	1	08/25/2015 01:49	CH
1,1-Dichloroethane	BRL	5.0		ug/L	211946	1	08/25/2015 01:49	CH
1,1-Dichloroethene	BRL	5.0		ug/L	211946	1	08/25/2015 01:49	CH
1,2,4-Trichlorobenzene	BRL	5.0		ug/L	211946	1	08/25/2015 01:49	CH
1,2-Dibromo-3-chloropropane	BRL	5.0		ug/L	211946	1	08/25/2015 01:49	CH
1,2-Dibromoethane	BRL	5.0		ug/L	211946	1	08/25/2015 01:49	CH
1,2-Dichlorobenzene	BRL	5.0		ug/L	211946	1	08/25/2015 01:49	CH
1,2-Dichloroethane	BRL	5.0		ug/L	211946	1	08/25/2015 01:49	CH
1,2-Dichloropropane	BRL	5.0		ug/L	211946	1	08/25/2015 01:49	CH
1,3-Dichlorobenzene	BRL	5.0		ug/L	211946	1	08/25/2015 01:49	CH
1,4-Dichlorobenzene	BRL	5.0		ug/L	211946	1	08/25/2015 01:49	CH
2-Butanone	BRL	50		ug/L	211946	1	08/25/2015 01:49	CH
2-Hexanone	BRL	10		ug/L	211946	1	08/25/2015 01:49	CH
4-Methyl-2-pentanone	BRL	10		ug/L	211946	1	08/25/2015 01:49	CH
Acetone	BRL	50		ug/L	211946	1	08/25/2015 01:49	CH
Benzene	BRL	5.0		ug/L	211946	1	08/25/2015 01:49	CH
Bromodichloromethane	BRL	5.0		ug/L	211946	1	08/25/2015 01:49	CH
Bromoform	BRL	5.0		ug/L	211946	1	08/25/2015 01:49	CH
Bromomethane	BRL	5.0		ug/L	211946	1	08/25/2015 01:49	CH
Carbon disulfide	BRL	5.0		ug/L	211946	1	08/25/2015 01:49	CH
Carbon tetrachloride	BRL	5.0		ug/L	211946	1	08/25/2015 01:49	CH
Chlorobenzene	BRL	5.0		ug/L	211946	1	08/25/2015 01:49	CH
Chloroethane	BRL	10		ug/L	211946	1	08/25/2015 01:49	CH
Chloroform	BRL	5.0		ug/L	211946	1	08/25/2015 01:49	CH
Chloromethane	BRL	10		ug/L	211946	1	08/25/2015 01:49	CH
cis-1,2-Dichloroethene	BRL	5.0		ug/L	211946	1	08/25/2015 01:49	CH
cis-1,3-Dichloropropene	BRL	5.0		ug/L	211946	1	08/25/2015 01:49	CH
Cyclohexane	BRL	5.0		ug/L	211946	1	08/25/2015 01:49	CH
Dibromochloromethane	BRL	5.0		ug/L	211946	1	08/25/2015 01:49	CH
Dichlorodifluoromethane	BRL	10		ug/L	211946	1	08/25/2015 01:49	CH
Ethylbenzene	BRL	5.0		ug/L	211946	1	08/25/2015 01:49	CH
Freon-113	BRL	10		ug/L	211946	1	08/25/2015 01:49	CH
Isopropylbenzene	BRL	5.0		ug/L	211946	1	08/25/2015 01:49	CH
m,p-Xylene	BRL	5.0		ug/L	211946	1	08/25/2015 01:49	CH
Methyl acetate	BRL	5.0		ug/L	211946	1	08/25/2015 01:49	CH
Methyl tert-butyl ether	BRL	5.0		ug/L	211946	1	08/25/2015 01:49	CH
Methylcyclohexane	BRL	5.0		ug/L	211946	1	08/25/2015 01:49	CH
Methylene chloride	BRL	5.0		ug/L	211946	1	08/25/2015 01:49	CH

Qualifiers:

- * Value exceeds maximum contaminant level
- BRL Below reporting limit
- H Holding times for preparation or analysis exceeded
- N Analyte not NELAC certified
- B Analyte detected in the associated method blank
- > Greater than Result value
- E Estimated (value above quantitation range)
- S Spike Recovery outside limits due to matrix
- Narr See case narrative
- NC Not confirmed
- < Less than Result value
- J Estimated value detected below Reporting Limit

Analytical Environmental Services, Inc **Date:** 27-Aug-15

Client:	Environmental Planning Specialists, Inc.	**Client Sample ID:**	15229-MW-4
Lab Order	1508H20	**Tag Number:**	
Project Name:	PPC	**Collection Date:**	8/17/2015 5:43:00 PM
Lab ID:	1508H20-005A	**Matrix:**	Groundwater

Analyses	Result	Reporting Limit	Qual	Units	BatchID	Dilution Factor	Date Analyzed	Analyst
TCL VOLATILE ORGANICS SW8260B				**(SW5030B)**				
o-Xylene	BRL	5.0		ug/L	211946	1	08/25/2015 01:49	CH
Styrene	BRL	5.0		ug/L	211946	1	08/25/2015 01:49	CH
Tetrachloroethene	BRL	5.0		ug/L	211946	1	08/25/2015 01:49	CH
Toluene	BRL	5.0		ug/L	211946	1	08/25/2015 01:49	CH
trans-1,2-Dichloroethene	BRL	5.0		ug/L	211946	1	08/25/2015 01:49	CH
trans-1,3-Dichloropropene	BRL	5.0		ug/L	211946	1	08/25/2015 01:49	CH
Trichloroethene	BRL	5.0		ug/L	211946	1	08/25/2015 01:49	CH
Trichlorofluoromethane	BRL	5.0		ug/L	211946	1	08/25/2015 01:49	CH
Vinyl chloride	BRL	2.0		ug/L	211946	1	08/25/2015 01:49	CH
Surr: 4-Bromofluorobenzene	93.9	70.6-123		%REC	211946	1	08/25/2015 01:49	CH
Surr: Dibromofluoromethane	90.9	78.7-124		%REC	211946	1	08/25/2015 01:49	CH
Surr: Toluene-d8	90.6	81.3-120		%REC	211946	1	08/25/2015 01:49	CH

Qualifiers:

- * Value exceeds maximum contaminant level
- BRL Below reporting limit
- H Holding times for preparation or analysis exceeded
- N Analyte not NELAC certified
- B Analyte detected in the associated method blank
- > Greater than Result value
- E Estimated (value above quantitation range)
- S Spike Recovery outside limits due to matrix
- Narr See case narrative
- NC Not confirmed
- < Less than Result value
- J Estimated value detected below Reporting Limit

Analytical Environmental Services, Inc **Date:** 27-Aug-15

Client:	Environmental Planning Specialists, Inc.	**Client Sample ID:**	15230-MW-5
Lab Order	1508H20	**Tag Number:**	
Project Name:	PPC	**Collection Date:**	8/18/2015 11:08:00 AM
Lab ID:	1508H20-006A	**Matrix:**	Groundwater

Analyses	Result	Reporting Limit	Qual	Units	BatchID	Dilution Factor	Date Analyzed	Analyst
TCL VOLATILE ORGANICS SW8260B				**(SW5030B)**				
1,1,1-Trichloroethane	BRL	5.0		ug/L	211946	1	08/25/2015 02:13	CH
1,1,2,2-Tetrachloroethane	BRL	5.0		ug/L	211946	1	08/25/2015 02:13	CH
1,1,2-Trichloroethane	BRL	5.0		ug/L	211946	1	08/25/2015 02:13	CH
1,1-Dichloroethane	BRL	5.0		ug/L	211946	1	08/25/2015 02:13	CH
1,1-Dichloroethene	BRL	5.0		ug/L	211946	1	08/25/2015 02:13	CH
1,2,4-Trichlorobenzene	BRL	5.0		ug/L	211946	1	08/25/2015 02:13	CH
1,2-Dibromo-3-chloropropane	BRL	5.0		ug/L	211946	1	08/25/2015 02:13	CH
1,2-Dibromoethane	BRL	5.0		ug/L	211946	1	08/25/2015 02:13	CH
1,2-Dichlorobenzene	BRL	5.0		ug/L	211946	1	08/25/2015 02:13	CH
1,2-Dichloroethane	BRL	5.0		ug/L	211946	1	08/25/2015 02:13	CH
1,2-Dichloropropane	BRL	5.0		ug/L	211946	1	08/25/2015 02:13	CH
1,3-Dichlorobenzene	BRL	5.0		ug/L	211946	1	08/25/2015 02:13	CH
1,4-Dichlorobenzene	BRL	5.0		ug/L	211946	1	08/25/2015 02:13	CH
2-Butanone	BRL	50		ug/L	211946	1	08/25/2015 02:13	CH
2-Hexanone	BRL	10		ug/L	211946	1	08/25/2015 02:13	CH
4-Methyl-2-pentanone	BRL	10		ug/L	211946	1	08/25/2015 02:13	CH
Acetone	BRL	50		ug/L	211946	1	08/25/2015 02:13	CH
Benzene	BRL	5.0		ug/L	211946	1	08/25/2015 02:13	CH
Bromodichloromethane	BRL	5.0		ug/L	211946	1	08/25/2015 02:13	CH
Bromoform	BRL	5.0		ug/L	211946	1	08/25/2015 02:13	CH
Bromomethane	BRL	5.0		ug/L	211946	1	08/25/2015 02:13	CH
Carbon disulfide	BRL	5.0		ug/L	211946	1	08/25/2015 02:13	CH
Carbon tetrachloride	BRL	5.0		ug/L	211946	1	08/25/2015 02:13	CH
Chlorobenzene	BRL	5.0		ug/L	211946	1	08/25/2015 02:13	CH
Chloroethane	BRL	10		ug/L	211946	1	08/25/2015 02:13	CH
Chloroform	BRL	5.0		ug/L	211946	1	08/25/2015 02:13	CH
Chloromethane	BRL	10		ug/L	211946	1	08/25/2015 02:13	CH
cis-1,2-Dichloroethene	BRL	5.0		ug/L	211946	1	08/25/2015 02:13	CH
cis-1,3-Dichloropropene	BRL	5.0		ug/L	211946	1	08/25/2015 02:13	CH
Cyclohexane	BRL	5.0		ug/L	211946	1	08/25/2015 02:13	CH
Dibromochloromethane	BRL	5.0		ug/L	211946	1	08/25/2015 02:13	CH
Dichlorodifluoromethane	BRL	10		ug/L	211946	1	08/25/2015 02:13	CH
Ethylbenzene	BRL	5.0		ug/L	211946	1	08/25/2015 02:13	CH
Freon-113	BRL	10		ug/L	211946	1	08/25/2015 02:13	CH
Isopropylbenzene	BRL	5.0		ug/L	211946	1	08/25/2015 02:13	CH
m,p-Xylene	BRL	5.0		ug/L	211946	1	08/25/2015 02:13	CH
Methyl acetate	BRL	5.0		ug/L	211946	1	08/25/2015 02:13	CH
Methyl tert-butyl ether	BRL	5.0		ug/L	211946	1	08/25/2015 02:13	CH
Methylcyclohexane	BRL	5.0		ug/L	211946	1	08/25/2015 02:13	CH
Methylene chloride	BRL	5.0		ug/L	211946	1	08/25/2015 02:13	CH

Qualifiers:

- * Value exceeds maximum contaminant level
- BRL Below reporting limit
- H Holding times for preparation or analysis exceeded
- N Analyte not NELAC certified
- B Analyte detected in the associated method blank
- > Greater than Result value
- E Estimated (value above quantitation range)
- S Spike Recovery outside limits due to matrix
- Narr See case narrative
- NC Not confirmed
- < Less than Result value
- J Estimated value detected below Reporting Limit

Analytical Environmental Services, Inc **Date:** 27-Aug-15

Client:	Environmental Planning Specialists, Inc.	**Client Sample ID:**	15230-MW-5
Lab Order	1508H20	**Tag Number:**	
Project Name:	PPC	**Collection Date:**	8/18/2015 11:08:00 AM
Lab ID:	1508H20-006A	**Matrix:**	Groundwater

Analyses	Result	Reporting Limit	Qual	Units	BatchID	Dilution Factor	Date Analyzed	Analyst
TCL VOLATILE ORGANICS SW8260B				**(SW5030B)**				
o-Xylene	BRL	5.0		ug/L	211946	1	08/25/2015 02:13	CH
Styrene	BRL	5.0		ug/L	211946	1	08/25/2015 02:13	CH
Tetrachloroethene	BRL	5.0		ug/L	211946	1	08/25/2015 02:13	CH
Toluene	BRL	5.0		ug/L	211946	1	08/25/2015 02:13	CH
trans-1,2-Dichloroethene	BRL	5.0		ug/L	211946	1	08/25/2015 02:13	CH
trans-1,3-Dichloropropene	BRL	5.0		ug/L	211946	1	08/25/2015 02:13	CH
Trichloroethene	BRL	5.0		ug/L	211946	1	08/25/2015 02:13	CH
Trichlorofluoromethane	BRL	5.0		ug/L	211946	1	08/25/2015 02:13	CH
Vinyl chloride	BRL	2.0		ug/L	211946	1	08/25/2015 02:13	CH
Surr: 4-Bromofluorobenzene	93.5	70.6-123		%REC	211946	1	08/25/2015 02:13	CH
Surr: Dibromofluoromethane	94.6	78.7-124		%REC	211946	1	08/25/2015 02:13	CH
Surr: Toluene-d8	91.1	81.3-120		%REC	211946	1	08/25/2015 02:13	CH

Qualifiers:

- * Value exceeds maximum contaminant level
- BRL Below reporting limit
- H Holding times for preparation or analysis exceeded
- N Analyte not NELAC certified
- B Analyte detected in the associated method blank
- > Greater than Result value
- E Estimated (value above quantitation range)
- S Spike Recovery outside limits due to matrix
- Narr See case narrative
- NC Not confirmed
- < Less than Result value
- J Estimated value detected below Reporting Limit

Analytical Environmental Services, Inc **Date:** 27-Aug-15

Client:	Environmental Planning Specialists, Inc.	**Client Sample ID:**	15230-MW-12
Lab Order	1508H20	**Tag Number:**	
Project Name:	PPC	**Collection Date:**	8/18/2015 2:48:00 PM
Lab ID:	1508H20-007A	**Matrix:**	Groundwater

Analyses	Result	Reporting Limit	Qual	Units	BatchID	Dilution Factor	Date Analyzed	Analyst
TCL VOLATILE ORGANICS SW8260B				**(SW5030B)**				
1,1,1-Trichloroethane	BRL	5.0		ug/L	211946	1	08/25/2015 02:36	CH
1,1,2,2-Tetrachloroethane	BRL	5.0		ug/L	211946	1	08/25/2015 02:36	CH
1,1,2-Trichloroethane	BRL	5.0		ug/L	211946	1	08/25/2015 02:36	CH
1,1-Dichloroethane	BRL	5.0		ug/L	211946	1	08/25/2015 02:36	CH
1,1-Dichloroethene	BRL	5.0		ug/L	211946	1	08/25/2015 02:36	CH
1,2,4-Trichlorobenzene	BRL	5.0		ug/L	211946	1	08/25/2015 02:36	CH
1,2-Dibromo-3-chloropropane	BRL	5.0		ug/L	211946	1	08/25/2015 02:36	CH
1,2-Dibromoethane	BRL	5.0		ug/L	211946	1	08/25/2015 02:36	CH
1,2-Dichlorobenzene	BRL	5.0		ug/L	211946	1	08/25/2015 02:36	CH
1,2-Dichloroethane	BRL	5.0		ug/L	211946	1	08/25/2015 02:36	CH
1,2-Dichloropropane	BRL	5.0		ug/L	211946	1	08/25/2015 02:36	CH
1,3-Dichlorobenzene	BRL	5.0		ug/L	211946	1	08/25/2015 02:36	CH
1,4-Dichlorobenzene	BRL	5.0		ug/L	211946	1	08/25/2015 02:36	CH
2-Butanone	BRL	50		ug/L	211946	1	08/25/2015 02:36	CH
2-Hexanone	BRL	10		ug/L	211946	1	08/25/2015 02:36	CH
4-Methyl-2-pentanone	BRL	10		ug/L	211946	1	08/25/2015 02:36	CH
Acetone	BRL	50		ug/L	211946	1	08/25/2015 02:36	CH
Benzene	BRL	5.0		ug/L	211946	1	08/25/2015 02:36	CH
Bromodichloromethane	BRL	5.0		ug/L	211946	1	08/25/2015 02:36	CH
Bromoform	BRL	5.0		ug/L	211946	1	08/25/2015 02:36	CH
Bromomethane	BRL	5.0		ug/L	211946	1	08/25/2015 02:36	CH
Carbon disulfide	BRL	5.0		ug/L	211946	1	08/25/2015 02:36	CH
Carbon tetrachloride	BRL	5.0		ug/L	211946	1	08/25/2015 02:36	CH
Chlorobenzene	BRL	5.0		ug/L	211946	1	08/25/2015 02:36	CH
Chloroethane	BRL	10		ug/L	211946	1	08/25/2015 02:36	CH
Chloroform	BRL	5.0		ug/L	211946	1	08/25/2015 02:36	CH
Chloromethane	BRL	10		ug/L	211946	1	08/25/2015 02:36	CH
cis-1,2-Dichloroethene	BRL	5.0		ug/L	211946	1	08/25/2015 02:36	CH
cis-1,3-Dichloropropene	BRL	5.0		ug/L	211946	1	08/25/2015 02:36	CH
Cyclohexane	BRL	5.0		ug/L	211946	1	08/25/2015 02:36	CH
Dibromochloromethane	BRL	5.0		ug/L	211946	1	08/25/2015 02:36	CH
Dichlorodifluoromethane	BRL	10		ug/L	211946	1	08/25/2015 02:36	CH
Ethylbenzene	BRL	5.0		ug/L	211946	1	08/25/2015 02:36	CH
Freon-113	BRL	10		ug/L	211946	1	08/25/2015 02:36	CH
Isopropylbenzene	BRL	5.0		ug/L	211946	1	08/25/2015 02:36	CH
m,p-Xylene	BRL	5.0		ug/L	211946	1	08/25/2015 02:36	CH
Methyl acetate	BRL	5.0		ug/L	211946	1	08/25/2015 02:36	CH
Methyl tert-butyl ether	BRL	5.0		ug/L	211946	1	08/25/2015 02:36	CH
Methylcyclohexane	BRL	5.0		ug/L	211946	1	08/25/2015 02:36	CH
Methylene chloride	BRL	5.0		ug/L	211946	1	08/25/2015 02:36	CH

Qualifiers:

- * Value exceeds maximum contaminant level
- BRL Below reporting limit
- H Holding times for preparation or analysis exceeded
- N Analyte not NELAC certified
- B Analyte detected in the associated method blank
- > Greater than Result value
- E Estimated (value above quantitation range)
- S Spike Recovery outside limits due to matrix
- Narr See case narrative
- NC Not confirmed
- < Less than Result value
- J Estimated value detected below Reporting Limit

Analytical Environmental Services, Inc **Date:** 27-Aug-15

Client:	Environmental Planning Specialists, Inc.	**Client Sample ID:**	15230-MW-12
Lab Order	1508H20	**Tag Number:**	
Project Name:	PPC	**Collection Date:**	8/18/2015 2:48:00 PM
Lab ID:	1508H20-007A	**Matrix:**	Groundwater

Analyses	Result	Reporting Limit	Qual	Units	BatchID	Dilution Factor	Date Analyzed	Analyst
TCL VOLATILE ORGANICS SW8260B				**(SW5030B)**				
o-Xylene	BRL	5.0		ug/L	211946	1	08/25/2015 02:36	CH
Styrene	BRL	5.0		ug/L	211946	1	08/25/2015 02:36	CH
Tetrachloroethene	BRL	5.0		ug/L	211946	1	08/25/2015 02:36	CH
Toluene	BRL	5.0		ug/L	211946	1	08/25/2015 02:36	CH
trans-1,2-Dichloroethene	BRL	5.0		ug/L	211946	1	08/25/2015 02:36	CH
trans-1,3-Dichloropropene	BRL	5.0		ug/L	211946	1	08/25/2015 02:36	CH
Trichloroethene	BRL	5.0		ug/L	211946	1	08/25/2015 02:36	CH
Trichlorofluoromethane	BRL	5.0		ug/L	211946	1	08/25/2015 02:36	CH
Vinyl chloride	BRL	2.0		ug/L	211946	1	08/25/2015 02:36	CH
Surr: 4-Bromofluorobenzene	89.6	70.6-123		%REC	211946	1	08/25/2015 02:36	CH
Surr: Dibromofluoromethane	101	78.7-124		%REC	211946	1	08/25/2015 02:36	CH
Surr: Toluene-d8	92.5	81.3-120		%REC	211946	1	08/25/2015 02:36	CH

Qualifiers:

- * Value exceeds maximum contaminant level
- BRL Below reporting limit
- H Holding times for preparation or analysis exceeded
- N Analyte not NELAC certified
- B Analyte detected in the associated method blank
- > Greater than Result value
- E Estimated (value above quantitation range)
- S Spike Recovery outside limits due to matrix
- Narr See case narrative
- NC Not confirmed
- < Less than Result value
- J Estimated value detected below Reporting Limit

Analytical Environmental Services, Inc **Date:** 27-Aug-15

Client:	Environmental Planning Specialists, Inc.	**Client Sample ID:**	15230-MW-13
Lab Order	1508H20	**Tag Number:**	
Project Name:	PPC	**Collection Date:**	8/18/2015 4:53:00 PM
Lab ID:	1508H20-008A	**Matrix:**	Groundwater

Analyses	Result	Reporting Limit	Qual	Units	BatchID	Dilution Factor	Date Analyzed	Analyst
TCL VOLATILE ORGANICS SW8260B				**(SW5030B)**				
1,1,1-Trichloroethane	BRL	5.0		ug/L	211946	1	08/25/2015 03:00	CH
1,1,2,2-Tetrachloroethane	BRL	5.0		ug/L	211946	1	08/25/2015 03:00	CH
1,1,2-Trichloroethane	BRL	5.0		ug/L	211946	1	08/25/2015 03:00	CH
1,1-Dichloroethane	BRL	5.0		ug/L	211946	1	08/25/2015 03:00	CH
1,1-Dichloroethene	BRL	5.0		ug/L	211946	1	08/25/2015 03:00	CH
1,2,4-Trichlorobenzene	BRL	5.0		ug/L	211946	1	08/25/2015 03:00	CH
1,2-Dibromo-3-chloropropane	BRL	5.0		ug/L	211946	1	08/25/2015 03:00	CH
1,2-Dibromoethane	BRL	5.0		ug/L	211946	1	08/25/2015 03:00	CH
1,2-Dichlorobenzene	BRL	5.0		ug/L	211946	1	08/25/2015 03:00	CH
1,2-Dichloroethane	BRL	5.0		ug/L	211946	1	08/25/2015 03:00	CH
1,2-Dichloropropane	BRL	5.0		ug/L	211946	1	08/25/2015 03:00	CH
1,3-Dichlorobenzene	BRL	5.0		ug/L	211946	1	08/25/2015 03:00	CH
1,4-Dichlorobenzene	BRL	5.0		ug/L	211946	1	08/25/2015 03:00	CH
2-Butanone	BRL	50		ug/L	211946	1	08/25/2015 03:00	CH
2-Hexanone	BRL	10		ug/L	211946	1	08/25/2015 03:00	CH
4-Methyl-2-pentanone	BRL	10		ug/L	211946	1	08/25/2015 03:00	CH
Acetone	BRL	50		ug/L	211946	1	08/25/2015 03:00	CH
Benzene	BRL	5.0		ug/L	211946	1	08/25/2015 03:00	CH
Bromodichloromethane	BRL	5.0		ug/L	211946	1	08/25/2015 03:00	CH
Bromoform	BRL	5.0		ug/L	211946	1	08/25/2015 03:00	CH
Bromomethane	BRL	5.0		ug/L	211946	1	08/25/2015 03:00	CH
Carbon disulfide	BRL	5.0		ug/L	211946	1	08/25/2015 03:00	CH
Carbon tetrachloride	BRL	5.0		ug/L	211946	1	08/25/2015 03:00	CH
Chlorobenzene	BRL	5.0		ug/L	211946	1	08/25/2015 03:00	CH
Chloroethane	BRL	10		ug/L	211946	1	08/25/2015 03:00	CH
Chloroform	BRL	5.0		ug/L	211946	1	08/25/2015 03:00	CH
Chloromethane	BRL	10		ug/L	211946	1	08/25/2015 03:00	CH
cis-1,2-Dichloroethene	BRL	5.0		ug/L	211946	1	08/25/2015 03:00	CH
cis-1,3-Dichloropropene	BRL	5.0		ug/L	211946	1	08/25/2015 03:00	CH
Cyclohexane	BRL	5.0		ug/L	211946	1	08/25/2015 03:00	CH
Dibromochloromethane	BRL	5.0		ug/L	211946	1	08/25/2015 03:00	CH
Dichlorodifluoromethane	BRL	10		ug/L	211946	1	08/25/2015 03:00	CH
Ethylbenzene	BRL	5.0		ug/L	211946	1	08/25/2015 03:00	CH
Freon-113	BRL	10		ug/L	211946	1	08/25/2015 03:00	CH
Isopropylbenzene	BRL	5.0		ug/L	211946	1	08/25/2015 03:00	CH
m,p-Xylene	BRL	5.0		ug/L	211946	1	08/25/2015 03:00	CH
Methyl acetate	BRL	5.0		ug/L	211946	1	08/25/2015 03:00	CH
Methyl tert-butyl ether	BRL	5.0		ug/L	211946	1	08/25/2015 03:00	CH
Methylcyclohexane	BRL	5.0		ug/L	211946	1	08/25/2015 03:00	CH
Methylene chloride	BRL	5.0		ug/L	211946	1	08/25/2015 03:00	CH

Qualifiers:

- * Value exceeds maximum contaminant level
- BRL Below reporting limit
- H Holding times for preparation or analysis exceeded
- N Analyte not NELAC certified
- B Analyte detected in the associated method blank
- > Greater than Result value
- E Estimated (value above quantitation range)
- S Spike Recovery outside limits due to matrix
- Narr See case narrative
- NC Not confirmed
- < Less than Result value
- J Estimated value detected below Reporting Limit

Analytical Environmental Services, Inc **Date:** 27-Aug-15

Client:	Environmental Planning Specialists, Inc.	**Client Sample ID:**	15230-MW-13
Lab Order	1508H20	**Tag Number:**	
Project Name:	PPC	**Collection Date:**	8/18/2015 4:53:00 PM
Lab ID:	1508H20-008A	**Matrix:**	Groundwater

Analyses	Result	Reporting Limit	Qual	Units	BatchID	Dilution Factor	Date Analyzed	Analyst
TCL VOLATILE ORGANICS SW8260B				**(SW5030B)**				
o-Xylene	BRL	5.0		ug/L	211946	1	08/25/2015 03:00	CH
Styrene	BRL	5.0		ug/L	211946	1	08/25/2015 03:00	CH
Tetrachloroethene	BRL	5.0		ug/L	211946	1	08/25/2015 03:00	CH
Toluene	BRL	5.0		ug/L	211946	1	08/25/2015 03:00	CH
trans-1,2-Dichloroethene	BRL	5.0		ug/L	211946	1	08/25/2015 03:00	CH
trans-1,3-Dichloropropene	BRL	5.0		ug/L	211946	1	08/25/2015 03:00	CH
Trichloroethene	BRL	5.0		ug/L	211946	1	08/25/2015 03:00	CH
Trichlorofluoromethane	BRL	5.0		ug/L	211946	1	08/25/2015 03:00	CH
Vinyl chloride	BRL	2.0		ug/L	211946	1	08/25/2015 03:00	CH
Surr: 4-Bromofluorobenzene	91.5	70.6-123		%REC	211946	1	08/25/2015 03:00	CH
Surr: Dibromofluoromethane	98.7	78.7-124		%REC	211946	1	08/25/2015 03:00	CH
Surr: Toluene-d8	92.2	81.3-120		%REC	211946	1	08/25/2015 03:00	CH

Qualifiers:

- * Value exceeds maximum contaminant level
- BRL Below reporting limit
- H Holding times for preparation or analysis exceeded
- N Analyte not NELAC certified
- B Analyte detected in the associated method blank
- > Greater than Result value
- E Estimated (value above quantitation range)
- S Spike Recovery outside limits due to matrix
- Narr See case narrative
- NC Not confirmed
- < Less than Result value
- J Estimated value detected below Reporting Limit

Analytical Environmental Services, Inc **Date:** 27-Aug-15

Client:	Environmental Planning Specialists, Inc.	**Client Sample ID:**	15231-MW-8
Lab Order	1508H20	**Tag Number:**	
Project Name:	PPC	**Collection Date:**	8/19/2015 11:58:00 AM
Lab ID:	1508H20-009A	**Matrix:**	Groundwater

Analyses	Result	Reporting Limit	Qual	Units	BatchID	Dilution Factor	Date Analyzed	Analyst
TCL VOLATILE ORGANICS SW8260B				**(SW5030B)**				
1,1,1-Trichloroethane	BRL	5.0		ug/L	211946	1	08/25/2015 03:24	CH
1,1,2,2-Tetrachloroethane	BRL	5.0		ug/L	211946	1	08/25/2015 03:24	CH
1,1,2-Trichloroethane	BRL	5.0		ug/L	211946	1	08/25/2015 03:24	CH
1,1-Dichloroethane	BRL	5.0		ug/L	211946	1	08/25/2015 03:24	CH
1,1-Dichloroethene	BRL	5.0		ug/L	211946	1	08/25/2015 03:24	CH
1,2,4-Trichlorobenzene	BRL	5.0		ug/L	211946	1	08/25/2015 03:24	CH
1,2-Dibromo-3-chloropropane	BRL	5.0		ug/L	211946	1	08/25/2015 03:24	CH
1,2-Dibromoethane	BRL	5.0		ug/L	211946	1	08/25/2015 03:24	CH
1,2-Dichlorobenzene	BRL	5.0		ug/L	211946	1	08/25/2015 03:24	CH
1,2-Dichloroethane	BRL	5.0		ug/L	211946	1	08/25/2015 03:24	CH
1,2-Dichloropropane	BRL	5.0		ug/L	211946	1	08/25/2015 03:24	CH
1,3-Dichlorobenzene	BRL	5.0		ug/L	211946	1	08/25/2015 03:24	CH
1,4-Dichlorobenzene	BRL	5.0		ug/L	211946	1	08/25/2015 03:24	CH
2-Butanone	BRL	50		ug/L	211946	1	08/25/2015 03:24	CH
2-Hexanone	BRL	10		ug/L	211946	1	08/25/2015 03:24	CH
4-Methyl-2-pentanone	BRL	10		ug/L	211946	1	08/25/2015 03:24	CH
Acetone	BRL	50		ug/L	211946	1	08/25/2015 03:24	CH
Benzene	BRL	5.0		ug/L	211946	1	08/25/2015 03:24	CH
Bromodichloromethane	BRL	5.0		ug/L	211946	1	08/25/2015 03:24	CH
Bromoform	BRL	5.0		ug/L	211946	1	08/25/2015 03:24	CH
Bromomethane	BRL	5.0		ug/L	211946	1	08/25/2015 03:24	CH
Carbon disulfide	BRL	5.0		ug/L	211946	1	08/25/2015 03:24	CH
Carbon tetrachloride	BRL	5.0		ug/L	211946	1	08/25/2015 03:24	CH
Chlorobenzene	BRL	5.0		ug/L	211946	1	08/25/2015 03:24	CH
Chloroethane	BRL	10		ug/L	211946	1	08/25/2015 03:24	CH
Chloroform	BRL	5.0		ug/L	211946	1	08/25/2015 03:24	CH
Chloromethane	BRL	10		ug/L	211946	1	08/25/2015 03:24	CH
cis-1,2-Dichloroethene	BRL	5.0		ug/L	211946	1	08/25/2015 03:24	CH
cis-1,3-Dichloropropene	BRL	5.0		ug/L	211946	1	08/25/2015 03:24	CH
Cyclohexane	BRL	5.0		ug/L	211946	1	08/25/2015 03:24	CH
Dibromochloromethane	BRL	5.0		ug/L	211946	1	08/25/2015 03:24	CH
Dichlorodifluoromethane	BRL	10		ug/L	211946	1	08/25/2015 03:24	CH
Ethylbenzene	BRL	5.0		ug/L	211946	1	08/25/2015 03:24	CH
Freon-113	BRL	10		ug/L	211946	1	08/25/2015 03:24	CH
Isopropylbenzene	BRL	5.0		ug/L	211946	1	08/25/2015 03:24	CH
m,p-Xylene	BRL	5.0		ug/L	211946	1	08/25/2015 03:24	CH
Methyl acetate	BRL	5.0		ug/L	211946	1	08/25/2015 03:24	CH
Methyl tert-butyl ether	BRL	5.0		ug/L	211946	1	08/25/2015 03:24	CH
Methylcyclohexane	BRL	5.0		ug/L	211946	1	08/25/2015 03:24	CH
Methylene chloride	BRL	5.0		ug/L	211946	1	08/25/2015 03:24	CH

Qualifiers:

- * Value exceeds maximum contaminant level
- BRL Below reporting limit
- H Holding times for preparation or analysis exceeded
- N Analyte not NELAC certified
- B Analyte detected in the associated method blank
- > Greater than Result value
- E Estimated (value above quantitation range)
- S Spike Recovery outside limits due to matrix
- Narr See case narrative
- NC Not confirmed
- < Less than Result value
- J Estimated value detected below Reporting Limit

Analytical Environmental Services, Inc **Date:** 27-Aug-15

Client:	Environmental Planning Specialists, Inc.	**Client Sample ID:**	15231-MW-8
Lab Order	1508H20	**Tag Number:**	
Project Name:	PPC	**Collection Date:**	8/19/2015 11:58:00 AM
Lab ID:	1508H20-009A	**Matrix:**	Groundwater

Analyses	Result	Reporting Limit	Qual	Units	BatchID	Dilution Factor	Date Analyzed	Analyst
TCL VOLATILE ORGANICS SW8260B				**(SW5030B)**				
o-Xylene	BRL	5.0		ug/L	211946	1	08/25/2015 03:24	CH
Styrene	BRL	5.0		ug/L	211946	1	08/25/2015 03:24	CH
Tetrachloroethene	BRL	5.0		ug/L	211946	1	08/25/2015 03:24	CH
Toluene	BRL	5.0		ug/L	211946	1	08/25/2015 03:24	CH
trans-1,2-Dichloroethene	BRL	5.0		ug/L	211946	1	08/25/2015 03:24	CH
trans-1,3-Dichloropropene	BRL	5.0		ug/L	211946	1	08/25/2015 03:24	CH
Trichloroethene	BRL	5.0		ug/L	211946	1	08/25/2015 03:24	CH
Trichlorofluoromethane	BRL	5.0		ug/L	211946	1	08/25/2015 03:24	CH
Vinyl chloride	BRL	2.0		ug/L	211946	1	08/25/2015 03:24	CH
Surr: 4-Bromofluorobenzene	93	70.6-123		%REC	211946	1	08/25/2015 03:24	CH
Surr: Dibromofluoromethane	92.4	78.7-124		%REC	211946	1	08/25/2015 03:24	CH
Surr: Toluene-d8	90.2	81.3-120		%REC	211946	1	08/25/2015 03:24	CH

Qualifiers:

- * Value exceeds maximum contaminant level
- BRL Below reporting limit
- H Holding times for preparation or analysis exceeded
- N Analyte not NELAC certified
- B Analyte detected in the associated method blank
- > Greater than Result value
- E Estimated (value above quantitation range)
- S Spike Recovery outside limits due to matrix
- Narr See case narrative
- NC Not confirmed
- < Less than Result value
- J Estimated value detected below Reporting Limit

Analytical Environmental Services, Inc

Date: 27-Aug-15

Client:	Environmental Planning Specialists, Inc.	**Client Sample ID:**	15231-MW-9
Lab Order	1508H20	**Tag Number:**	
Project Name:	PPC	**Collection Date:**	8/19/2015 12:10:00 PM
Lab ID:	1508H20-010A	**Matrix:**	Groundwater

Analyses	Result	Reporting Limit	Qual	Units	BatchID	Dilution Factor	Date Analyzed	Analyst
TCL VOLATILE ORGANICS SW8260B				**(SW5030B)**				
1,1,1-Trichloroethane	BRL	5.0		ug/L	211946	1	08/25/2015 03:48	CH
1,1,2,2-Tetrachloroethane	BRL	5.0		ug/L	211946	1	08/25/2015 03:48	CH
1,1,2-Trichloroethane	BRL	5.0		ug/L	211946	1	08/25/2015 03:48	CH
1,1-Dichloroethane	BRL	5.0		ug/L	211946	1	08/25/2015 03:48	CH
1,1-Dichloroethene	BRL	5.0		ug/L	211946	1	08/25/2015 03:48	CH
1,2,4-Trichlorobenzene	BRL	5.0		ug/L	211946	1	08/25/2015 03:48	CH
1,2-Dibromo-3-chloropropane	BRL	5.0		ug/L	211946	1	08/25/2015 03:48	CH
1,2-Dibromoethane	BRL	5.0		ug/L	211946	1	08/25/2015 03:48	CH
1,2-Dichlorobenzene	BRL	5.0		ug/L	211946	1	08/25/2015 03:48	CH
1,2-Dichloroethane	BRL	5.0		ug/L	211946	1	08/25/2015 03:48	CH
1,2-Dichloropropane	BRL	5.0		ug/L	211946	1	08/25/2015 03:48	CH
1,3-Dichlorobenzene	BRL	5.0		ug/L	211946	1	08/25/2015 03:48	CH
1,4-Dichlorobenzene	BRL	5.0		ug/L	211946	1	08/25/2015 03:48	CH
2-Butanone	BRL	50		ug/L	211946	1	08/25/2015 03:48	CH
2-Hexanone	BRL	10		ug/L	211946	1	08/25/2015 03:48	CH
4-Methyl-2-pentanone	BRL	10		ug/L	211946	1	08/25/2015 03:48	CH
Acetone	BRL	50		ug/L	211946	1	08/25/2015 03:48	CH
Benzene	BRL	5.0		ug/L	211946	1	08/25/2015 03:48	CH
Bromodichloromethane	BRL	5.0		ug/L	211946	1	08/25/2015 03:48	CH
Bromoform	BRL	5.0		ug/L	211946	1	08/25/2015 03:48	CH
Bromomethane	BRL	5.0		ug/L	211946	1	08/25/2015 03:48	CH
Carbon disulfide	BRL	5.0		ug/L	211946	1	08/25/2015 03:48	CH
Carbon tetrachloride	BRL	5.0		ug/L	211946	1	08/25/2015 03:48	CH
Chlorobenzene	BRL	5.0		ug/L	211946	1	08/25/2015 03:48	CH
Chloroethane	BRL	10		ug/L	211946	1	08/25/2015 03:48	CH
Chloroform	BRL	5.0		ug/L	211946	1	08/25/2015 03:48	CH
Chloromethane	BRL	10		ug/L	211946	1	08/25/2015 03:48	CH
cis-1,2-Dichloroethene	BRL	5.0		ug/L	211946	1	08/25/2015 03:48	CH
cis-1,3-Dichloropropene	BRL	5.0		ug/L	211946	1	08/25/2015 03:48	CH
Cyclohexane	BRL	5.0		ug/L	211946	1	08/25/2015 03:48	CH
Dibromochloromethane	BRL	5.0		ug/L	211946	1	08/25/2015 03:48	CH
Dichlorodifluoromethane	BRL	10		ug/L	211946	1	08/25/2015 03:48	CH
Ethylbenzene	BRL	5.0		ug/L	211946	1	08/25/2015 03:48	CH
Freon-113	BRL	10		ug/L	211946	1	08/25/2015 03:48	CH
Isopropylbenzene	BRL	5.0		ug/L	211946	1	08/25/2015 03:48	CH
m,p-Xylene	BRL	5.0		ug/L	211946	1	08/25/2015 03:48	CH
Methyl acetate	BRL	5.0		ug/L	211946	1	08/25/2015 03:48	CH
Methyl tert-butyl ether	BRL	5.0		ug/L	211946	1	08/25/2015 03:48	CH
Methylcyclohexane	BRL	5.0		ug/L	211946	1	08/25/2015 03:48	CH
Methylene chloride	BRL	5.0		ug/L	211946	1	08/25/2015 03:48	CH

Qualifiers:

- * Value exceeds maximum contaminant level
- BRL Below reporting limit
- H Holding times for preparation or analysis exceeded
- N Analyte not NELAC certified
- B Analyte detected in the associated method blank
- > Greater than Result value
- E Estimated (value above quantitation range)
- S Spike Recovery outside limits due to matrix
- Narr See case narrative
- NC Not confirmed
- < Less than Result value
- J Estimated value detected below Reporting Limit

Analytical Environmental Services, Inc **Date:** 27-Aug-15

Client:	Environmental Planning Specialists, Inc.	**Client Sample ID:**	15231-MW-9
Lab Order	1508H20	**Tag Number:**	
Project Name:	PPC	**Collection Date:**	8/19/2015 12:10:00 PM
Lab ID:	1508H20-010A	**Matrix:**	Groundwater

Analyses	Result	Reporting Limit	Qual	Units	BatchID	Dilution Factor	Date Analyzed	Analyst
TCL VOLATILE ORGANICS SW8260B				**(SW5030B)**				
o-Xylene	BRL	5.0		ug/L	211946	1	08/25/2015 03:48	CH
Styrene	BRL	5.0		ug/L	211946	1	08/25/2015 03:48	CH
Tetrachloroethene	BRL	5.0		ug/L	211946	1	08/25/2015 03:48	CH
Toluene	BRL	5.0		ug/L	211946	1	08/25/2015 03:48	CH
trans-1,2-Dichloroethene	BRL	5.0		ug/L	211946	1	08/25/2015 03:48	CH
trans-1,3-Dichloropropene	BRL	5.0		ug/L	211946	1	08/25/2015 03:48	CH
Trichloroethene	BRL	5.0		ug/L	211946	1	08/25/2015 03:48	CH
Trichlorofluoromethane	BRL	5.0		ug/L	211946	1	08/25/2015 03:48	CH
Vinyl chloride	BRL	2.0		ug/L	211946	1	08/25/2015 03:48	CH
Surr: 4-Bromofluorobenzene	95.4	70.6-123		%REC	211946	1	08/25/2015 03:48	CH
Surr: Dibromofluoromethane	95.7	78.7-124		%REC	211946	1	08/25/2015 03:48	CH
Surr: Toluene-d8	95.8	81.3-120		%REC	211946	1	08/25/2015 03:48	CH

Qualifiers:

- * Value exceeds maximum contaminant level
- BRL Below reporting limit
- H Holding times for preparation or analysis exceeded
- N Analyte not NELAC certified
- B Analyte detected in the associated method blank
- > Greater than Result value
- E Estimated (value above quantitation range)
- S Spike Recovery outside limits due to matrix
- Narr See case narrative
- NC Not confirmed
- < Less than Result value
- J Estimated value detected below Reporting Limit

Analytical Environmental Services, Inc **Date:** 27-Aug-15

Client:	Environmental Planning Specialists, Inc.	**Client Sample ID:**	15231-MW-7
Lab Order	1508H20	**Tag Number:**	
Project Name:	PPC	**Collection Date:**	8/19/2015 2:33:00 PM
Lab ID:	1508H20-011A	**Matrix:**	Groundwater

Analyses	Result	Reporting Limit	Qual	Units	BatchID	Dilution Factor	Date Analyzed	Analyst
TCL VOLATILE ORGANICS SW8260B				**(SW5030B)**				
1,1,1-Trichloroethane	BRL	5.0		ug/L	211946	1	08/25/2015 04:12	CH
1,1,2,2-Tetrachloroethane	BRL	5.0		ug/L	211946	1	08/25/2015 04:12	CH
1,1,2-Trichloroethane	BRL	5.0		ug/L	211946	1	08/25/2015 04:12	CH
1,1-Dichloroethane	BRL	5.0		ug/L	211946	1	08/25/2015 04:12	CH
1,1-Dichloroethene	BRL	5.0		ug/L	211946	1	08/25/2015 04:12	CH
1,2,4-Trichlorobenzene	BRL	5.0		ug/L	211946	1	08/25/2015 04:12	CH
1,2-Dibromo-3-chloropropane	BRL	5.0		ug/L	211946	1	08/25/2015 04:12	CH
1,2-Dibromoethane	BRL	5.0		ug/L	211946	1	08/25/2015 04:12	CH
1,2-Dichlorobenzene	BRL	5.0		ug/L	211946	1	08/25/2015 04:12	CH
1,2-Dichloroethane	BRL	5.0		ug/L	211946	1	08/25/2015 04:12	CH
1,2-Dichloropropane	BRL	5.0		ug/L	211946	1	08/25/2015 04:12	CH
1,3-Dichlorobenzene	BRL	5.0		ug/L	211946	1	08/25/2015 04:12	CH
1,4-Dichlorobenzene	BRL	5.0		ug/L	211946	1	08/25/2015 04:12	CH
2-Butanone	BRL	50		ug/L	211946	1	08/25/2015 04:12	CH
2-Hexanone	BRL	10		ug/L	211946	1	08/25/2015 04:12	CH
4-Methyl-2-pentanone	BRL	10		ug/L	211946	1	08/25/2015 04:12	CH
Acetone	BRL	50		ug/L	211946	1	08/25/2015 04:12	CH
Benzene	BRL	5.0		ug/L	211946	1	08/25/2015 04:12	CH
Bromodichloromethane	BRL	5.0		ug/L	211946	1	08/25/2015 04:12	CH
Bromoform	BRL	5.0		ug/L	211946	1	08/25/2015 04:12	CH
Bromomethane	BRL	5.0		ug/L	211946	1	08/25/2015 04:12	CH
Carbon disulfide	BRL	5.0		ug/L	211946	1	08/25/2015 04:12	CH
Carbon tetrachloride	BRL	5.0		ug/L	211946	1	08/25/2015 04:12	CH
Chlorobenzene	BRL	5.0		ug/L	211946	1	08/25/2015 04:12	CH
Chloroethane	BRL	10		ug/L	211946	1	08/25/2015 04:12	CH
Chloroform	BRL	5.0		ug/L	211946	1	08/25/2015 04:12	CH
Chloromethane	BRL	10		ug/L	211946	1	08/25/2015 04:12	CH
cis-1,2-Dichloroethene	BRL	5.0		ug/L	211946	1	08/25/2015 04:12	CH
cis-1,3-Dichloropropene	BRL	5.0		ug/L	211946	1	08/25/2015 04:12	CH
Cyclohexane	BRL	5.0		ug/L	211946	1	08/25/2015 04:12	CH
Dibromochloromethane	BRL	5.0		ug/L	211946	1	08/25/2015 04:12	CH
Dichlorodifluoromethane	BRL	10		ug/L	211946	1	08/25/2015 04:12	CH
Ethylbenzene	BRL	5.0		ug/L	211946	1	08/25/2015 04:12	CH
Freon-113	BRL	10		ug/L	211946	1	08/25/2015 04:12	CH
Isopropylbenzene	BRL	5.0		ug/L	211946	1	08/25/2015 04:12	CH
m,p-Xylene	BRL	5.0		ug/L	211946	1	08/25/2015 04:12	CH
Methyl acetate	BRL	5.0		ug/L	211946	1	08/25/2015 04:12	CH
Methyl tert-butyl ether	BRL	5.0		ug/L	211946	1	08/25/2015 04:12	CH
Methylcyclohexane	BRL	5.0		ug/L	211946	1	08/25/2015 04:12	CH
Methylene chloride	BRL	5.0		ug/L	211946	1	08/25/2015 04:12	CH

Qualifiers:

- * Value exceeds maximum contaminant level
- BRL Below reporting limit
- H Holding times for preparation or analysis exceeded
- N Analyte not NELAC certified
- B Analyte detected in the associated method blank
- > Greater than Result value
- E Estimated (value above quantitation range)
- S Spike Recovery outside limits due to matrix
- Narr See case narrative
- NC Not confirmed
- < Less than Result value
- J Estimated value detected below Reporting Limit

Analytical Environmental Services, Inc **Date:** 27-Aug-15

Client:	Environmental Planning Specialists, Inc.	**Client Sample ID:**	15231-MW-7
Lab Order	1508H20	**Tag Number:**	
Project Name:	PPC	**Collection Date:**	8/19/2015 2:33:00 PM
Lab ID:	1508H20-011A	**Matrix:**	Groundwater

Analyses	Result	Reporting Limit	Qual	Units	BatchID	Dilution Factor	Date Analyzed	Analyst
TCL VOLATILE ORGANICS SW8260B				**(SW5030B)**				
o-Xylene	BRL	5.0		ug/L	211946	1	08/25/2015 04:12	CH
Styrene	BRL	5.0		ug/L	211946	1	08/25/2015 04:12	CH
Tetrachloroethene	BRL	5.0		ug/L	211946	1	08/25/2015 04:12	CH
Toluene	BRL	5.0		ug/L	211946	1	08/25/2015 04:12	CH
trans-1,2-Dichloroethene	BRL	5.0		ug/L	211946	1	08/25/2015 04:12	CH
trans-1,3-Dichloropropene	BRL	5.0		ug/L	211946	1	08/25/2015 04:12	CH
Trichloroethene	BRL	5.0		ug/L	211946	1	08/25/2015 04:12	CH
Trichlorofluoromethane	BRL	5.0		ug/L	211946	1	08/25/2015 04:12	CH
Vinyl chloride	BRL	2.0		ug/L	211946	1	08/25/2015 04:12	CH
Surr: 4-Bromofluorobenzene	87.5	70.6-123		%REC	211946	1	08/25/2015 04:12	CH
Surr: Dibromofluoromethane	97.4	78.7-124		%REC	211946	1	08/25/2015 04:12	CH
Surr: Toluene-d8	90.3	81.3-120		%REC	211946	1	08/25/2015 04:12	CH

Qualifiers:

- * Value exceeds maximum contaminant level
- BRL Below reporting limit
- H Holding times for preparation or analysis exceeded
- N Analyte not NELAC certified
- B Analyte detected in the associated method blank
- > Greater than Result value
- E Estimated (value above quantitation range)
- S Spike Recovery outside limits due to matrix
- Narr See case narrative
- NC Not confirmed
- < Less than Result value
- J Estimated value detected below Reporting Limit

Analytical Environmental Services, Inc **Date:** 27-Aug-15

Client:	Environmental Planning Specialists, Inc.	**Client Sample ID:**	15231-MW-11
Lab Order	1508H20	**Tag Number:**	
Project Name:	PPC	**Collection Date:**	8/19/2015 3:18:00 PM
Lab ID:	1508H20-012A	**Matrix:**	Groundwater

Analyses	Result	Reporting Limit	Qual	Units	BatchID	Dilution Factor	Date Analyzed	Analyst
TCL VOLATILE ORGANICS SW8260B				**(SW5030B)**				
1,1,1-Trichloroethane	BRL	5.0		ug/L	211946	1	08/25/2015 04:36	CH
1,1,2,2-Tetrachloroethane	BRL	5.0		ug/L	211946	1	08/25/2015 04:36	CH
1,1,2-Trichloroethane	BRL	5.0		ug/L	211946	1	08/25/2015 04:36	CH
1,1-Dichloroethane	BRL	5.0		ug/L	211946	1	08/25/2015 04:36	CH
1,1-Dichloroethene	BRL	5.0		ug/L	211946	1	08/25/2015 04:36	CH
1,2,4-Trichlorobenzene	BRL	5.0		ug/L	211946	1	08/25/2015 04:36	CH
1,2-Dibromo-3-chloropropane	BRL	5.0		ug/L	211946	1	08/25/2015 04:36	CH
1,2-Dibromoethane	BRL	5.0		ug/L	211946	1	08/25/2015 04:36	CH
1,2-Dichlorobenzene	BRL	5.0		ug/L	211946	1	08/25/2015 04:36	CH
1,2-Dichloroethane	BRL	5.0		ug/L	211946	1	08/25/2015 04:36	CH
1,2-Dichloropropane	BRL	5.0		ug/L	211946	1	08/25/2015 04:36	CH
1,3-Dichlorobenzene	BRL	5.0		ug/L	211946	1	08/25/2015 04:36	CH
1,4-Dichlorobenzene	BRL	5.0		ug/L	211946	1	08/25/2015 04:36	CH
2-Butanone	BRL	50		ug/L	211946	1	08/25/2015 04:36	CH
2-Hexanone	BRL	10		ug/L	211946	1	08/25/2015 04:36	CH
4-Methyl-2-pentanone	BRL	10		ug/L	211946	1	08/25/2015 04:36	CH
Acetone	BRL	50		ug/L	211946	1	08/25/2015 04:36	CH
Benzene	BRL	5.0		ug/L	211946	1	08/25/2015 04:36	CH
Bromodichloromethane	BRL	5.0		ug/L	211946	1	08/25/2015 04:36	CH
Bromoform	BRL	5.0		ug/L	211946	1	08/25/2015 04:36	CH
Bromomethane	BRL	5.0		ug/L	211946	1	08/25/2015 04:36	CH
Carbon disulfide	BRL	5.0		ug/L	211946	1	08/25/2015 04:36	CH
Carbon tetrachloride	BRL	5.0		ug/L	211946	1	08/25/2015 04:36	CH
Chlorobenzene	BRL	5.0		ug/L	211946	1	08/25/2015 04:36	CH
Chloroethane	BRL	10		ug/L	211946	1	08/25/2015 04:36	CH
Chloroform	BRL	5.0		ug/L	211946	1	08/25/2015 04:36	CH
Chloromethane	BRL	10		ug/L	211946	1	08/25/2015 04:36	CH
cis-1,2-Dichloroethene	BRL	5.0		ug/L	211946	1	08/25/2015 04:36	CH
cis-1,3-Dichloropropene	BRL	5.0		ug/L	211946	1	08/25/2015 04:36	CH
Cyclohexane	BRL	5.0		ug/L	211946	1	08/25/2015 04:36	CH
Dibromochloromethane	BRL	5.0		ug/L	211946	1	08/25/2015 04:36	CH
Dichlorodifluoromethane	BRL	10		ug/L	211946	1	08/25/2015 04:36	CH
Ethylbenzene	BRL	5.0		ug/L	211946	1	08/25/2015 04:36	CH
Freon-113	BRL	10		ug/L	211946	1	08/25/2015 04:36	CH
Isopropylbenzene	BRL	5.0		ug/L	211946	1	08/25/2015 04:36	CH
m,p-Xylene	BRL	5.0		ug/L	211946	1	08/25/2015 04:36	CH
Methyl acetate	BRL	5.0		ug/L	211946	1	08/25/2015 04:36	CH
Methyl tert-butyl ether	BRL	5.0		ug/L	211946	1	08/25/2015 04:36	CH
Methylcyclohexane	BRL	5.0		ug/L	211946	1	08/25/2015 04:36	CH
Methylene chloride	BRL	5.0		ug/L	211946	1	08/25/2015 04:36	CH

Qualifiers:

- * Value exceeds maximum contaminant level
- BRL Below reporting limit
- H Holding times for preparation or analysis exceeded
- N Analyte not NELAC certified
- B Analyte detected in the associated method blank
- > Greater than Result value
- E Estimated (value above quantitation range)
- S Spike Recovery outside limits due to matrix
- Narr See case narrative
- NC Not confirmed
- < Less than Result value
- J Estimated value detected below Reporting Limit

Analytical Environmental Services, Inc **Date:** 27-Aug-15

Client:	Environmental Planning Specialists, Inc.	**Client Sample ID:**	15231-MW-11
Lab Order	1508H20	**Tag Number:**	
Project Name:	PPC	**Collection Date:**	8/19/2015 3:18:00 PM
Lab ID:	1508H20-012A	**Matrix:**	Groundwater

Analyses	Result	Reporting Limit	Qual	Units	BatchID	Dilution Factor	Date Analyzed	Analyst
TCL VOLATILE ORGANICS SW8260B				**(SW5030B)**				
o-Xylene	BRL	5.0		ug/L	211946	1	08/25/2015 04:36	CH
Styrene	BRL	5.0		ug/L	211946	1	08/25/2015 04:36	CH
Tetrachloroethene	BRL	5.0		ug/L	211946	1	08/25/2015 04:36	CH
Toluene	BRL	5.0		ug/L	211946	1	08/25/2015 04:36	CH
trans-1,2-Dichloroethene	BRL	5.0		ug/L	211946	1	08/25/2015 04:36	CH
trans-1,3-Dichloropropene	BRL	5.0		ug/L	211946	1	08/25/2015 04:36	CH
Trichloroethene	BRL	5.0		ug/L	211946	1	08/25/2015 04:36	CH
Trichlorofluoromethane	BRL	5.0		ug/L	211946	1	08/25/2015 04:36	CH
Vinyl chloride	BRL	2.0		ug/L	211946	1	08/25/2015 04:36	CH
Surr: 4-Bromofluorobenzene	89.8	70.6-123		%REC	211946	1	08/25/2015 04:36	CH
Surr: Dibromofluoromethane	96.8	78.7-124		%REC	211946	1	08/25/2015 04:36	CH
Surr: Toluene-d8	92.7	81.3-120		%REC	211946	1	08/25/2015 04:36	CH

Qualifiers:

- * Value exceeds maximum contaminant level
- BRL Below reporting limit
- H Holding times for preparation or analysis exceeded
- N Analyte not NELAC certified
- B Analyte detected in the associated method blank
- > Greater than Result value
- E Estimated (value above quantitation range)
- S Spike Recovery outside limits due to matrix
- Narr See case narrative
- NC Not confirmed
- < Less than Result value
- J Estimated value detected below Reporting Limit

Analytical Environmental Services, Inc **Date:** 27-Aug-15

Client:	Environmental Planning Specialists, Inc.	**Client Sample ID:**	15231-MW-10
Lab Order	1508H20	**Tag Number:**	
Project Name:	PPC	**Collection Date:**	8/19/2015 4:23:00 PM
Lab ID:	1508H20-013A	**Matrix:**	Groundwater

Analyses	Result	Reporting Limit	Qual	Units	BatchID	Dilution Factor	Date Analyzed	Analyst
TCL VOLATILE ORGANICS SW8260B				**(SW5030B)**				
1,1,1-Trichloroethane	BRL	5.0		ug/L	211946	1	08/25/2015 04:59	CH
1,1,2,2-Tetrachloroethane	BRL	5.0		ug/L	211946	1	08/25/2015 04:59	CH
1,1,2-Trichloroethane	BRL	5.0		ug/L	211946	1	08/25/2015 04:59	CH
1,1-Dichloroethane	BRL	5.0		ug/L	211946	1	08/25/2015 04:59	CH
1,1-Dichloroethene	BRL	5.0		ug/L	211946	1	08/25/2015 04:59	CH
1,2,4-Trichlorobenzene	BRL	5.0		ug/L	211946	1	08/25/2015 04:59	CH
1,2-Dibromo-3-chloropropane	BRL	5.0		ug/L	211946	1	08/25/2015 04:59	CH
1,2-Dibromoethane	BRL	5.0		ug/L	211946	1	08/25/2015 04:59	CH
1,2-Dichlorobenzene	BRL	5.0		ug/L	211946	1	08/25/2015 04:59	CH
1,2-Dichloroethane	BRL	5.0		ug/L	211946	1	08/25/2015 04:59	CH
1,2-Dichloropropane	BRL	5.0		ug/L	211946	1	08/25/2015 04:59	CH
1,3-Dichlorobenzene	BRL	5.0		ug/L	211946	1	08/25/2015 04:59	CH
1,4-Dichlorobenzene	BRL	5.0		ug/L	211946	1	08/25/2015 04:59	CH
2-Butanone	BRL	50		ug/L	211946	1	08/25/2015 04:59	CH
2-Hexanone	BRL	10		ug/L	211946	1	08/25/2015 04:59	CH
4-Methyl-2-pentanone	BRL	10		ug/L	211946	1	08/25/2015 04:59	CH
Acetone	BRL	50		ug/L	211946	1	08/25/2015 04:59	CH
Benzene	BRL	5.0		ug/L	211946	1	08/25/2015 04:59	CH
Bromodichloromethane	BRL	5.0		ug/L	211946	1	08/25/2015 04:59	CH
Bromoform	BRL	5.0		ug/L	211946	1	08/25/2015 04:59	CH
Bromomethane	BRL	5.0		ug/L	211946	1	08/25/2015 04:59	CH
Carbon disulfide	BRL	5.0		ug/L	211946	1	08/25/2015 04:59	CH
Carbon tetrachloride	BRL	5.0		ug/L	211946	1	08/25/2015 04:59	CH
Chlorobenzene	BRL	5.0		ug/L	211946	1	08/25/2015 04:59	CH
Chloroethane	BRL	10		ug/L	211946	1	08/25/2015 04:59	CH
Chloroform	BRL	5.0		ug/L	211946	1	08/25/2015 04:59	CH
Chloromethane	BRL	10		ug/L	211946	1	08/25/2015 04:59	CH
cis-1,2-Dichloroethene	BRL	5.0		ug/L	211946	1	08/25/2015 04:59	CH
cis-1,3-Dichloropropene	BRL	5.0		ug/L	211946	1	08/25/2015 04:59	CH
Cyclohexane	BRL	5.0		ug/L	211946	1	08/25/2015 04:59	CH
Dibromochloromethane	BRL	5.0		ug/L	211946	1	08/25/2015 04:59	CH
Dichlorodifluoromethane	BRL	10		ug/L	211946	1	08/25/2015 04:59	CH
Ethylbenzene	BRL	5.0		ug/L	211946	1	08/25/2015 04:59	CH
Freon-113	BRL	10		ug/L	211946	1	08/25/2015 04:59	CH
Isopropylbenzene	BRL	5.0		ug/L	211946	1	08/25/2015 04:59	CH
m,p-Xylene	BRL	5.0		ug/L	211946	1	08/25/2015 04:59	CH
Methyl acetate	BRL	5.0		ug/L	211946	1	08/25/2015 04:59	CH
Methyl tert-butyl ether	BRL	5.0		ug/L	211946	1	08/25/2015 04:59	CH
Methylcyclohexane	BRL	5.0		ug/L	211946	1	08/25/2015 04:59	CH
Methylene chloride	BRL	5.0		ug/L	211946	1	08/25/2015 04:59	CH

Qualifiers:

- * Value exceeds maximum contaminant level
- BRL Below reporting limit
- H Holding times for preparation or analysis exceeded
- N Analyte not NELAC certified
- B Analyte detected in the associated method blank
- > Greater than Result value
- E Estimated (value above quantitation range)
- S Spike Recovery outside limits due to matrix
- Narr See case narrative
- NC Not confirmed
- < Less than Result value
- J Estimated value detected below Reporting Limit

Analytical Environmental Services, Inc **Date:** 27-Aug-15

Client:	Environmental Planning Specialists, Inc.	**Client Sample ID:**	15231-MW-10
Lab Order	1508H20	**Tag Number:**	
Project Name:	PPC	**Collection Date:**	8/19/2015 4:23:00 PM
Lab ID:	1508H20-013A	**Matrix:**	Groundwater

Analyses	Result	Reporting Limit	Qual	Units	BatchID	Dilution Factor	Date Analyzed	Analyst
TCL VOLATILE ORGANICS SW8260B				**(SW5030B)**				
o-Xylene	BRL	5.0		ug/L	211946	1	08/25/2015 04:59	CH
Styrene	BRL	5.0		ug/L	211946	1	08/25/2015 04:59	CH
Tetrachloroethene	BRL	5.0		ug/L	211946	1	08/25/2015 04:59	CH
Toluene	BRL	5.0		ug/L	211946	1	08/25/2015 04:59	CH
trans-1,2-Dichloroethene	BRL	5.0		ug/L	211946	1	08/25/2015 04:59	CH
trans-1,3-Dichloropropene	BRL	5.0		ug/L	211946	1	08/25/2015 04:59	CH
Trichloroethene	BRL	5.0		ug/L	211946	1	08/25/2015 04:59	CH
Trichlorofluoromethane	BRL	5.0		ug/L	211946	1	08/25/2015 04:59	CH
Vinyl chloride	BRL	2.0		ug/L	211946	1	08/25/2015 04:59	CH
Surr: 4-Bromofluorobenzene	89.9	70.6-123		%REC	211946	1	08/25/2015 04:59	CH
Surr: Dibromofluoromethane	95.2	78.7-124		%REC	211946	1	08/25/2015 04:59	CH
Surr: Toluene-d8	93.4	81.3-120		%REC	211946	1	08/25/2015 04:59	CH

Qualifiers:

- * Value exceeds maximum contaminant level
- BRL Below reporting limit
- H Holding times for preparation or analysis exceeded
- N Analyte not NELAC certified
- B Analyte detected in the associated method blank
- > Greater than Result value
- E Estimated (value above quantitation range)
- S Spike Recovery outside limits due to matrix
- Narr See case narrative
- NC Not confirmed
- < Less than Result value
- J Estimated value detected below Reporting Limit

Analytical Environmental Services, Inc **Date:** 27-Aug-15

Client:	Environmental Planning Specialists, Inc.	**Client Sample ID:**	15231-DUP
Lab Order	1508H20	**Tag Number:**	
Project Name:	PPC	**Collection Date:**	8/19/2015 12:00:00 PM
Lab ID:	1508H20-014A	**Matrix:**	Groundwater

Analyses	Result	Reporting Limit	Qual	Units	BatchID	Dilution Factor	Date Analyzed	Analyst
TCL VOLATILE ORGANICS SW8260B				**(SW5030B)**				
1,1,1-Trichloroethane	BRL	5.0		ug/L	211946	1	08/25/2015 05:23	CH
1,1,2,2-Tetrachloroethane	BRL	5.0		ug/L	211946	1	08/25/2015 05:23	CH
1,1,2-Trichloroethane	BRL	5.0		ug/L	211946	1	08/25/2015 05:23	CH
1,1-Dichloroethane	BRL	5.0		ug/L	211946	1	08/25/2015 05:23	CH
1,1-Dichloroethene	BRL	5.0		ug/L	211946	1	08/25/2015 05:23	CH
1,2,4-Trichlorobenzene	BRL	5.0		ug/L	211946	1	08/25/2015 05:23	CH
1,2-Dibromo-3-chloropropane	BRL	5.0		ug/L	211946	1	08/25/2015 05:23	CH
1,2-Dibromoethane	BRL	5.0		ug/L	211946	1	08/25/2015 05:23	CH
1,2-Dichlorobenzene	BRL	5.0		ug/L	211946	1	08/25/2015 05:23	CH
1,2-Dichloroethane	BRL	5.0		ug/L	211946	1	08/25/2015 05:23	CH
1,2-Dichloropropane	BRL	5.0		ug/L	211946	1	08/25/2015 05:23	CH
1,3-Dichlorobenzene	BRL	5.0		ug/L	211946	1	08/25/2015 05:23	CH
1,4-Dichlorobenzene	BRL	5.0		ug/L	211946	1	08/25/2015 05:23	CH
2-Butanone	BRL	50		ug/L	211946	1	08/25/2015 05:23	CH
2-Hexanone	BRL	10		ug/L	211946	1	08/25/2015 05:23	CH
4-Methyl-2-pentanone	BRL	10		ug/L	211946	1	08/25/2015 05:23	CH
Acetone	BRL	50		ug/L	211946	1	08/25/2015 05:23	CH
Benzene	BRL	5.0		ug/L	211946	1	08/25/2015 05:23	CH
Bromodichloromethane	BRL	5.0		ug/L	211946	1	08/25/2015 05:23	CH
Bromoform	BRL	5.0		ug/L	211946	1	08/25/2015 05:23	CH
Bromomethane	BRL	5.0		ug/L	211946	1	08/25/2015 05:23	CH
Carbon disulfide	BRL	5.0		ug/L	211946	1	08/25/2015 05:23	CH
Carbon tetrachloride	BRL	5.0		ug/L	211946	1	08/25/2015 05:23	CH
Chlorobenzene	BRL	5.0		ug/L	211946	1	08/25/2015 05:23	CH
Chloroethane	BRL	10		ug/L	211946	1	08/25/2015 05:23	CH
Chloroform	BRL	5.0		ug/L	211946	1	08/25/2015 05:23	CH
Chloromethane	BRL	10		ug/L	211946	1	08/25/2015 05:23	CH
cis-1,2-Dichloroethene	BRL	5.0		ug/L	211946	1	08/25/2015 05:23	CH
cis-1,3-Dichloropropene	BRL	5.0		ug/L	211946	1	08/25/2015 05:23	CH
Cyclohexane	BRL	5.0		ug/L	211946	1	08/25/2015 05:23	CH
Dibromochloromethane	BRL	5.0		ug/L	211946	1	08/25/2015 05:23	CH
Dichlorodifluoromethane	BRL	10		ug/L	211946	1	08/25/2015 05:23	CH
Ethylbenzene	BRL	5.0		ug/L	211946	1	08/25/2015 05:23	CH
Freon-113	BRL	10		ug/L	211946	1	08/25/2015 05:23	CH
Isopropylbenzene	BRL	5.0		ug/L	211946	1	08/25/2015 05:23	CH
m,p-Xylene	BRL	5.0		ug/L	211946	1	08/25/2015 05:23	CH
Methyl acetate	BRL	5.0		ug/L	211946	1	08/25/2015 05:23	CH
Methyl tert-butyl ether	BRL	5.0		ug/L	211946	1	08/25/2015 05:23	CH
Methylcyclohexane	BRL	5.0		ug/L	211946	1	08/25/2015 05:23	CH
Methylene chloride	BRL	5.0		ug/L	211946	1	08/25/2015 05:23	CH

Qualifiers:

- * Value exceeds maximum contaminant level
- BRL Below reporting limit
- H Holding times for preparation or analysis exceeded
- N Analyte not NELAC certified
- B Analyte detected in the associated method blank
- > Greater than Result value
- E Estimated (value above quantitation range)
- S Spike Recovery outside limits due to matrix
- Narr See case narrative
- NC Not confirmed
- < Less than Result value
- J Estimated value detected below Reporting Limit

Analytical Environmental Services, Inc **Date:** 27-Aug-15

Client:	Environmental Planning Specialists, Inc.	**Client Sample ID:**	15231-DUP
Lab Order	1508H20	**Tag Number:**	
Project Name:	PPC	**Collection Date:**	8/19/2015 12:00:00 PM
Lab ID:	1508H20-014A	**Matrix:**	Groundwater

Analyses	Result	Reporting Limit	Qual	Units	BatchID	Dilution Factor	Date Analyzed	Analyst
TCL VOLATILE ORGANICS SW8260B				**(SW5030B)**				
o-Xylene	BRL	5.0		ug/L	211946	1	08/25/2015 05:23	CH
Styrene	BRL	5.0		ug/L	211946	1	08/25/2015 05:23	CH
Tetrachloroethene	BRL	5.0		ug/L	211946	1	08/25/2015 05:23	CH
Toluene	BRL	5.0		ug/L	211946	1	08/25/2015 05:23	CH
trans-1,2-Dichloroethene	BRL	5.0		ug/L	211946	1	08/25/2015 05:23	CH
trans-1,3-Dichloropropene	BRL	5.0		ug/L	211946	1	08/25/2015 05:23	CH
Trichloroethene	BRL	5.0		ug/L	211946	1	08/25/2015 05:23	CH
Trichlorofluoromethane	BRL	5.0		ug/L	211946	1	08/25/2015 05:23	CH
Vinyl chloride	BRL	2.0		ug/L	211946	1	08/25/2015 05:23	CH
Surr: 4-Bromofluorobenzene	88.6	70.6-123		%REC	211946	1	08/25/2015 05:23	CH
Surr: Dibromofluoromethane	98	78.7-124		%REC	211946	1	08/25/2015 05:23	CH
Surr: Toluene-d8	94.1	81.3-120		%REC	211946	1	08/25/2015 05:23	CH

Qualifiers:

- * Value exceeds maximum contaminant level
- BRL Below reporting limit
- H Holding times for preparation or analysis exceeded
- N Analyte not NELAC certified
- B Analyte detected in the associated method blank
- > Greater than Result value
- E Estimated (value above quantitation range)
- S Spike Recovery outside limits due to matrix
- Narr See case narrative
- NC Not confirmed
- < Less than Result value
- J Estimated value detected below Reporting Limit

Analytical Environmental Services, Inc **Date:** 27-Aug-15

Client:	Environmental Planning Specialists, Inc.	**Client Sample ID:**	15229-SB-25-2
Lab Order	1508H20	**Tag Number:**	
Project Name:	PPC	**Collection Date:**	8/17/2015 10:09:00 AM
Lab ID:	1508H20-015A	**Matrix:**	Soil

Analyses	Result	Reporting Limit	Qual	Units	BatchID	Dilution Factor	Date Analyzed	Analyst
TCL VOLATILE ORGANICS SW8260B				**(SW5035)**				
1,1,1-Trichloroethane	BRL	2.7		ug/Kg-dry	211881	1	08/22/2015 20:27	CG
1,1,2,2-Tetrachloroethane	BRL	2.7		ug/Kg-dry	211881	1	08/22/2015 20:27	CG
1,1,2-Trichloroethane	BRL	2.7		ug/Kg-dry	211881	1	08/22/2015 20:27	CG
1,1-Dichloroethane	BRL	2.7		ug/Kg-dry	211881	1	08/22/2015 20:27	CG
1,1-Dichloroethene	BRL	2.7		ug/Kg-dry	211881	1	08/22/2015 20:27	CG
1,2,4-Trichlorobenzene	BRL	2.7		ug/Kg-dry	211881	1	08/22/2015 20:27	CG
1,2-Dibromo-3-chloropropane	BRL	2.7		ug/Kg-dry	211881	1	08/22/2015 20:27	CG
1,2-Dibromoethane	BRL	2.7		ug/Kg-dry	211881	1	08/22/2015 20:27	CG
1,2-Dichlorobenzene	BRL	2.7		ug/Kg-dry	211881	1	08/22/2015 20:27	CG
1,2-Dichloroethane	BRL	2.7		ug/Kg-dry	211881	1	08/22/2015 20:27	CG
1,2-Dichloropropane	BRL	2.7		ug/Kg-dry	211881	1	08/22/2015 20:27	CG
1,3-Dichlorobenzene	BRL	2.7		ug/Kg-dry	211881	1	08/22/2015 20:27	CG
1,4-Dichlorobenzene	BRL	2.7		ug/Kg-dry	211881	1	08/22/2015 20:27	CG
2-Butanone	BRL	27		ug/Kg-dry	211881	1	08/22/2015 20:27	CG
2-Hexanone	BRL	5.5		ug/Kg-dry	211881	1	08/22/2015 20:27	CG
4-Methyl-2-pentanone	BRL	5.5		ug/Kg-dry	211881	1	08/22/2015 20:27	CG
Acetone	BRL	55		ug/Kg-dry	211881	1	08/22/2015 20:27	CG
Benzene	BRL	2.7		ug/Kg-dry	211881	1	08/22/2015 20:27	CG
Bromodichloromethane	BRL	2.7		ug/Kg-dry	211881	1	08/22/2015 20:27	CG
Bromoform	BRL	2.7		ug/Kg-dry	211881	1	08/22/2015 20:27	CG
Bromomethane	BRL	2.7		ug/Kg-dry	211881	1	08/22/2015 20:27	CG
Carbon disulfide	BRL	5.5		ug/Kg-dry	211881	1	08/22/2015 20:27	CG
Carbon tetrachloride	BRL	2.7		ug/Kg-dry	211881	1	08/22/2015 20:27	CG
Chlorobenzene	BRL	2.7		ug/Kg-dry	211881	1	08/22/2015 20:27	CG
Chloroethane	BRL	5.5		ug/Kg-dry	211881	1	08/22/2015 20:27	CG
Chloroform	BRL	2.7		ug/Kg-dry	211881	1	08/22/2015 20:27	CG
Chloromethane	BRL	5.5		ug/Kg-dry	211881	1	08/22/2015 20:27	CG
cis-1,2-Dichloroethene	BRL	2.7		ug/Kg-dry	211881	1	08/22/2015 20:27	CG
cis-1,3-Dichloropropene	BRL	2.7		ug/Kg-dry	211881	1	08/22/2015 20:27	CG
Cyclohexane	BRL	2.7		ug/Kg-dry	211881	1	08/22/2015 20:27	CG
Dibromochloromethane	BRL	2.7		ug/Kg-dry	211881	1	08/22/2015 20:27	CG
Dichlorodifluoromethane	BRL	5.5		ug/Kg-dry	211881	1	08/22/2015 20:27	CG
Ethylbenzene	BRL	2.7		ug/Kg-dry	211881	1	08/22/2015 20:27	CG
Freon-113	BRL	5.5		ug/Kg-dry	211881	1	08/22/2015 20:27	CG
Isopropylbenzene	BRL	2.7		ug/Kg-dry	211881	1	08/22/2015 20:27	CG
m,p-Xylene	BRL	2.7		ug/Kg-dry	211881	1	08/22/2015 20:27	CG
Methyl acetate	BRL	2.7		ug/Kg-dry	211881	1	08/22/2015 20:27	CG
Methyl tert-butyl ether	BRL	2.7		ug/Kg-dry	211881	1	08/22/2015 20:27	CG
Methylcyclohexane	BRL	2.7		ug/Kg-dry	211881	1	08/22/2015 20:27	CG
Methylene chloride	BRL	11		ug/Kg-dry	211881	1	08/22/2015 20:27	CG

Qualifiers:

- * Value exceeds maximum contaminant level
- BRL Below reporting limit
- H Holding times for preparation or analysis exceeded
- N Analyte not NELAC certified
- B Analyte detected in the associated method blank
- > Greater than Result value
- E Estimated (value above quantitation range)
- S Spike Recovery outside limits due to matrix
- Narr See case narrative
- NC Not confirmed
- < Less than Result value
- J Estimated value detected below Reporting Limit

Analytical Environmental Services, Inc **Date:** 27-Aug-15

Client:	Environmental Planning Specialists, Inc.	**Client Sample ID:**	15229-SB-25-2
Lab Order	1508H20	**Tag Number:**	
Project Name:	PPC	**Collection Date:**	8/17/2015 10:09:00 AM
Lab ID:	1508H20-015A	**Matrix:**	Soil

Analyses	Result	Reporting Limit	Qual	Units	BatchID	Dilution Factor	Date Analyzed	Analyst
TCL VOLATILE ORGANICS SW8260B				**(SW5035)**				
o-Xylene	BRL	2.7		ug/Kg-dry	211881	1	08/22/2015 20:27	CG
Styrene	BRL	2.7		ug/Kg-dry	211881	1	08/22/2015 20:27	CG
Tetrachloroethene	BRL	2.7		ug/Kg-dry	211881	1	08/22/2015 20:27	CG
Toluene	BRL	2.7		ug/Kg-dry	211881	1	08/22/2015 20:27	CG
trans-1,2-Dichloroethene	BRL	2.7		ug/Kg-dry	211881	1	08/22/2015 20:27	CG
trans-1,3-Dichloropropene	BRL	2.7		ug/Kg-dry	211881	1	08/22/2015 20:27	CG
Trichloroethene	BRL	2.7		ug/Kg-dry	211881	1	08/22/2015 20:27	CG
Trichlorofluoromethane	BRL	2.7		ug/Kg-dry	211881	1	08/22/2015 20:27	CG
Vinyl chloride	BRL	5.5		ug/Kg-dry	211881	1	08/22/2015 20:27	CG
Surr: 4-Bromofluorobenzene	77.2	70-128		%REC	211881	1	08/22/2015 20:27	CG
Surr: Dibromofluoromethane	99.2	78.2-128		%REC	211881	1	08/22/2015 20:27	CG
Surr: Toluene-d8	98.6	76.5-116		%REC	211881	1	08/22/2015 20:27	CG

Qualifiers:

- * Value exceeds maximum contaminant level
- BRL Below reporting limit
- H Holding times for preparation or analysis exceeded
- N Analyte not NELAC certified
- B Analyte detected in the associated method blank
- > Greater than Result value
- E Estimated (value above quantitation range)
- S Spike Recovery outside limits due to matrix
- Narr See case narrative
- NC Not confirmed
- < Less than Result value
- J Estimated value detected below Reporting Limit

Analytical Environmental Services, Inc **Date:** 27-Aug-15

Client:	Environmental Planning Specialists, Inc.	**Client Sample ID:**	15229-SB-25-2
Lab Order	1508H20	**Tag Number:**	
Project Name:	PPC	**Collection Date:**	8/17/2015 10:09:00 AM
Lab ID:	1508H20-015B	**Matrix:**	Soil

Analyses	Result	Reporting Limit	Qual	Units	BatchID	Dilution Factor	Date Analyzed	Analyst
PERCENT MOISTURE D2216								
Percent Moisture	5.87	0		wt%	R298772	1	08/26/2015 11:00	PF

Qualifiers:

- * Value exceeds maximum contaminant level
- BRL Below reporting limit
- H Holding times for preparation or analysis exceeded
- N Analyte not NELAC certified
- B Analyte detected in the associated method blank
- > Greater than Result value
- E Estimated (value above quantitation range)
- S Spike Recovery outside limits due to matrix
- Narr See case narrative
- NC Not confirmed
- < Less than Result value
- J Estimated value detected below Reporting Limit

Analytical Environmental Services, Inc **Date:** 27-Aug-15

Client:	Environmental Planning Specialists, Inc.	**Client Sample ID:**	15229-SB-23-2
Lab Order	1508H20	**Tag Number:**	
Project Name:	PPC	**Collection Date:**	8/17/2015 11:01:00 AM
Lab ID:	1508H20-016A	**Matrix:**	Soil

Analyses	Result	Reporting Limit	Qual	Units	BatchID	Dilution Factor	Date Analyzed	Analyst
TCL VOLATILE ORGANICS SW8260B				**(SW5035)**				
1,1,1-Trichloroethane	BRL	3.1		ug/Kg-dry	211881	1	08/22/2015 20:51	CG
1,1,2,2-Tetrachloroethane	BRL	3.1		ug/Kg-dry	211881	1	08/22/2015 20:51	CG
1,1,2-Trichloroethane	BRL	3.1		ug/Kg-dry	211881	1	08/22/2015 20:51	CG
1,1-Dichloroethane	BRL	3.1		ug/Kg-dry	211881	1	08/22/2015 20:51	CG
1,1-Dichloroethene	BRL	3.1		ug/Kg-dry	211881	1	08/22/2015 20:51	CG
1,2,4-Trichlorobenzene	BRL	3.1		ug/Kg-dry	211881	1	08/22/2015 20:51	CG
1,2-Dibromo-3-chloropropane	BRL	3.1		ug/Kg-dry	211881	1	08/22/2015 20:51	CG
1,2-Dibromoethane	BRL	3.1		ug/Kg-dry	211881	1	08/22/2015 20:51	CG
1,2-Dichlorobenzene	BRL	3.1		ug/Kg-dry	211881	1	08/22/2015 20:51	CG
1,2-Dichloroethane	BRL	3.1		ug/Kg-dry	211881	1	08/22/2015 20:51	CG
1,2-Dichloropropane	BRL	3.1		ug/Kg-dry	211881	1	08/22/2015 20:51	CG
1,3-Dichlorobenzene	BRL	3.1		ug/Kg-dry	211881	1	08/22/2015 20:51	CG
1,4-Dichlorobenzene	BRL	3.1		ug/Kg-dry	211881	1	08/22/2015 20:51	CG
2-Butanone	BRL	31		ug/Kg-dry	211881	1	08/22/2015 20:51	CG
2-Hexanone	BRL	6.2		ug/Kg-dry	211881	1	08/22/2015 20:51	CG
4-Methyl-2-pentanone	BRL	6.2		ug/Kg-dry	211881	1	08/22/2015 20:51	CG
Acetone	BRL	62		ug/Kg-dry	211881	1	08/22/2015 20:51	CG
Benzene	BRL	3.1		ug/Kg-dry	211881	1	08/22/2015 20:51	CG
Bromodichloromethane	BRL	3.1		ug/Kg-dry	211881	1	08/22/2015 20:51	CG
Bromoform	BRL	3.1		ug/Kg-dry	211881	1	08/22/2015 20:51	CG
Bromomethane	BRL	3.1		ug/Kg-dry	211881	1	08/22/2015 20:51	CG
Carbon disulfide	BRL	6.2		ug/Kg-dry	211881	1	08/22/2015 20:51	CG
Carbon tetrachloride	BRL	3.1		ug/Kg-dry	211881	1	08/22/2015 20:51	CG
Chlorobenzene	BRL	3.1		ug/Kg-dry	211881	1	08/22/2015 20:51	CG
Chloroethane	BRL	6.2		ug/Kg-dry	211881	1	08/22/2015 20:51	CG
Chloroform	BRL	3.1		ug/Kg-dry	211881	1	08/22/2015 20:51	CG
Chloromethane	BRL	6.2		ug/Kg-dry	211881	1	08/22/2015 20:51	CG
cis-1,2-Dichloroethene	BRL	3.1		ug/Kg-dry	211881	1	08/22/2015 20:51	CG
cis-1,3-Dichloropropene	BRL	3.1		ug/Kg-dry	211881	1	08/22/2015 20:51	CG
Cyclohexane	BRL	3.1		ug/Kg-dry	211881	1	08/22/2015 20:51	CG
Dibromochloromethane	BRL	3.1		ug/Kg-dry	211881	1	08/22/2015 20:51	CG
Dichlorodifluoromethane	BRL	6.2		ug/Kg-dry	211881	1	08/22/2015 20:51	CG
Ethylbenzene	BRL	3.1		ug/Kg-dry	211881	1	08/22/2015 20:51	CG
Freon-113	BRL	6.2		ug/Kg-dry	211881	1	08/22/2015 20:51	CG
Isopropylbenzene	BRL	3.1		ug/Kg-dry	211881	1	08/22/2015 20:51	CG
m,p-Xylene	BRL	3.1		ug/Kg-dry	211881	1	08/22/2015 20:51	CG
Methyl acetate	BRL	3.1		ug/Kg-dry	211881	1	08/22/2015 20:51	CG
Methyl tert-butyl ether	BRL	3.1		ug/Kg-dry	211881	1	08/22/2015 20:51	CG
Methylcyclohexane	BRL	3.1		ug/Kg-dry	211881	1	08/22/2015 20:51	CG
Methylene chloride	BRL	12		ug/Kg-dry	211881	1	08/22/2015 20:51	CG

Qualifiers:

- * Value exceeds maximum contaminant level
- BRL Below reporting limit
- H Holding times for preparation or analysis exceeded
- N Analyte not NELAC certified
- B Analyte detected in the associated method blank
- > Greater than Result value
- E Estimated (value above quantitation range)
- S Spike Recovery outside limits due to matrix
- Narr See case narrative
- NC Not confirmed
- < Less than Result value
- J Estimated value detected below Reporting Limit

Analytical Environmental Services, Inc **Date:** 27-Aug-15

Client:	Environmental Planning Specialists, Inc.	**Client Sample ID:**	15229-SB-23-2
Lab Order	1508H20	**Tag Number:**	
Project Name:	PPC	**Collection Date:**	8/17/2015 11:01:00 AM
Lab ID:	1508H20-016A	**Matrix:**	Soil

Analyses	Result	Reporting Limit	Qual	Units	BatchID	Dilution Factor	Date Analyzed	Analyst
TCL VOLATILE ORGANICS SW8260B				**(SW5035)**				
o-Xylene	BRL	3.1		ug/Kg-dry	211881	1	08/22/2015 20:51	CG
Styrene	BRL	3.1		ug/Kg-dry	211881	1	08/22/2015 20:51	CG
Tetrachloroethene	BRL	3.1		ug/Kg-dry	211881	1	08/22/2015 20:51	CG
Toluene	BRL	3.1		ug/Kg-dry	211881	1	08/22/2015 20:51	CG
trans-1,2-Dichloroethene	BRL	3.1		ug/Kg-dry	211881	1	08/22/2015 20:51	CG
trans-1,3-Dichloropropene	BRL	3.1		ug/Kg-dry	211881	1	08/22/2015 20:51	CG
Trichloroethene	BRL	3.1		ug/Kg-dry	211881	1	08/22/2015 20:51	CG
Trichlorofluoromethane	BRL	3.1		ug/Kg-dry	211881	1	08/22/2015 20:51	CG
Vinyl chloride	BRL	6.2		ug/Kg-dry	211881	1	08/22/2015 20:51	CG
Surr: 4-Bromofluorobenzene	88.5	70-128		%REC	211881	1	08/22/2015 20:51	CG
Surr: Dibromofluoromethane	98.3	78.2-128		%REC	211881	1	08/22/2015 20:51	CG
Surr: Toluene-d8	99.9	76.5-116		%REC	211881	1	08/22/2015 20:51	CG

Qualifiers:

- * Value exceeds maximum contaminant level
- BRL Below reporting limit
- H Holding times for preparation or analysis exceeded
- N Analyte not NELAC certified
- B Analyte detected in the associated method blank
- > Greater than Result value
- E Estimated (value above quantitation range)
- S Spike Recovery outside limits due to matrix
- Narr See case narrative
- NC Not confirmed
- < Less than Result value
- J Estimated value detected below Reporting Limit

Analytical Environmental Services, Inc **Date:** 27-Aug-15

Client:	Environmental Planning Specialists, Inc.	**Client Sample ID:**	15229-SB-23-2
Lab Order	1508H20	**Tag Number:**	
Project Name:	PPC	**Collection Date:**	8/17/2015 11:01:00 AM
Lab ID:	1508H20-016B	**Matrix:**	Soil

Analyses	Result	Reporting Limit	Qual	Units	BatchID	Dilution Factor	Date Analyzed	Analyst
PERCENT MOISTURE D2216								
Percent Moisture	22.0	0		wt%	R298772	1	08/26/2015 11:00	PF

Qualifiers:

- * Value exceeds maximum contaminant level
- BRL Below reporting limit
- H Holding times for preparation or analysis exceeded
- N Analyte not NELAC certified
- B Analyte detected in the associated method blank
- > Greater than Result value
- E Estimated (value above quantitation range)
- S Spike Recovery outside limits due to matrix
- Narr See case narrative
- NC Not confirmed
- < Less than Result value
- J Estimated value detected below Reporting Limit

Analytical Environmental Services, Inc **Date:** 27-Aug-15

Client:	Environmental Planning Specialists, Inc.	**Client Sample ID:**	15229-SB-19-2
Lab Order	1508H20	**Tag Number:**	
Project Name:	PPC	**Collection Date:**	8/17/2015 1:36:00 PM
Lab ID:	1508H20-017A	**Matrix:**	Soil

Analyses	Result	Reporting Limit	Qual	Units	BatchID	Dilution Factor	Date Analyzed	Analyst
TCL VOLATILE ORGANICS SW8260B				**(SW5035)**				
1,1,1-Trichloroethane	BRL	2.8		ug/Kg-dry	211881	1	08/22/2015 21:15	CG
1,1,2,2-Tetrachloroethane	BRL	2.8		ug/Kg-dry	211881	1	08/22/2015 21:15	CG
1,1,2-Trichloroethane	BRL	2.8		ug/Kg-dry	211881	1	08/22/2015 21:15	CG
1,1-Dichloroethane	BRL	2.8		ug/Kg-dry	211881	1	08/22/2015 21:15	CG
1,1-Dichloroethene	BRL	2.8		ug/Kg-dry	211881	1	08/22/2015 21:15	CG
1,2,4-Trichlorobenzene	BRL	2.8		ug/Kg-dry	211881	1	08/22/2015 21:15	CG
1,2-Dibromo-3-chloropropane	BRL	2.8		ug/Kg-dry	211881	1	08/22/2015 21:15	CG
1,2-Dibromoethane	BRL	2.8		ug/Kg-dry	211881	1	08/22/2015 21:15	CG
1,2-Dichlorobenzene	BRL	2.8		ug/Kg-dry	211881	1	08/22/2015 21:15	CG
1,2-Dichloroethane	BRL	2.8		ug/Kg-dry	211881	1	08/22/2015 21:15	CG
1,2-Dichloropropane	BRL	2.8		ug/Kg-dry	211881	1	08/22/2015 21:15	CG
1,3-Dichlorobenzene	BRL	2.8		ug/Kg-dry	211881	1	08/22/2015 21:15	CG
1,4-Dichlorobenzene	BRL	2.8		ug/Kg-dry	211881	1	08/22/2015 21:15	CG
2-Butanone	BRL	28		ug/Kg-dry	211881	1	08/22/2015 21:15	CG
2-Hexanone	BRL	5.6		ug/Kg-dry	211881	1	08/22/2015 21:15	CG
4-Methyl-2-pentanone	BRL	5.6		ug/Kg-dry	211881	1	08/22/2015 21:15	CG
Acetone	BRL	56		ug/Kg-dry	211881	1	08/22/2015 21:15	CG
Benzene	BRL	2.8		ug/Kg-dry	211881	1	08/22/2015 21:15	CG
Bromodichloromethane	BRL	2.8		ug/Kg-dry	211881	1	08/22/2015 21:15	CG
Bromoform	BRL	2.8		ug/Kg-dry	211881	1	08/22/2015 21:15	CG
Bromomethane	BRL	2.8		ug/Kg-dry	211881	1	08/22/2015 21:15	CG
Carbon disulfide	BRL	5.6		ug/Kg-dry	211881	1	08/22/2015 21:15	CG
Carbon tetrachloride	BRL	2.8		ug/Kg-dry	211881	1	08/22/2015 21:15	CG
Chlorobenzene	BRL	2.8		ug/Kg-dry	211881	1	08/22/2015 21:15	CG
Chloroethane	BRL	5.6		ug/Kg-dry	211881	1	08/22/2015 21:15	CG
Chloroform	BRL	2.8		ug/Kg-dry	211881	1	08/22/2015 21:15	CG
Chloromethane	BRL	5.6		ug/Kg-dry	211881	1	08/22/2015 21:15	CG
cis-1,2-Dichloroethene	BRL	2.8		ug/Kg-dry	211881	1	08/22/2015 21:15	CG
cis-1,3-Dichloropropene	BRL	2.8		ug/Kg-dry	211881	1	08/22/2015 21:15	CG
Cyclohexane	BRL	2.8		ug/Kg-dry	211881	1	08/22/2015 21:15	CG
Dibromochloromethane	BRL	2.8		ug/Kg-dry	211881	1	08/22/2015 21:15	CG
Dichlorodifluoromethane	BRL	5.6		ug/Kg-dry	211881	1	08/22/2015 21:15	CG
Ethylbenzene	BRL	2.8		ug/Kg-dry	211881	1	08/22/2015 21:15	CG
Freon-113	BRL	5.6		ug/Kg-dry	211881	1	08/22/2015 21:15	CG
Isopropylbenzene	BRL	2.8		ug/Kg-dry	211881	1	08/22/2015 21:15	CG
m,p-Xylene	BRL	2.8		ug/Kg-dry	211881	1	08/22/2015 21:15	CG
Methyl acetate	BRL	2.8		ug/Kg-dry	211881	1	08/22/2015 21:15	CG
Methyl tert-butyl ether	BRL	2.8		ug/Kg-dry	211881	1	08/22/2015 21:15	CG
Methylcyclohexane	BRL	2.8		ug/Kg-dry	211881	1	08/22/2015 21:15	CG
Methylene chloride	BRL	11		ug/Kg-dry	211881	1	08/22/2015 21:15	CG

Qualifiers:

- * Value exceeds maximum contaminant level
- BRL Below reporting limit
- H Holding times for preparation or analysis exceeded
- N Analyte not NELAC certified
- B Analyte detected in the associated method blank
- > Greater than Result value
- E Estimated (value above quantitation range)
- S Spike Recovery outside limits due to matrix
- Narr See case narrative
- NC Not confirmed
- < Less than Result value
- J Estimated value detected below Reporting Limit

Analytical Environmental Services, Inc **Date:** 27-Aug-15

Client:	Environmental Planning Specialists, Inc.	**Client Sample ID:**	15229-SB-19-2
Lab Order	1508H20	**Tag Number:**	
Project Name:	PPC	**Collection Date:**	8/17/2015 1:36:00 PM
Lab ID:	1508H20-017A	**Matrix:**	Soil

Analyses	Result	Reporting Limit	Qual	Units	BatchID	Dilution Factor	Date Analyzed	Analyst
TCL VOLATILE ORGANICS SW8260B				**(SW5035)**				
o-Xylene	BRL	2.8		ug/Kg-dry	211881	1	08/22/2015 21:15	CG
Styrene	BRL	2.8		ug/Kg-dry	211881	1	08/22/2015 21:15	CG
Tetrachloroethene	BRL	2.8		ug/Kg-dry	211881	1	08/22/2015 21:15	CG
Toluene	BRL	2.8		ug/Kg-dry	211881	1	08/22/2015 21:15	CG
trans-1,2-Dichloroethene	BRL	2.8		ug/Kg-dry	211881	1	08/22/2015 21:15	CG
trans-1,3-Dichloropropene	BRL	2.8		ug/Kg-dry	211881	1	08/22/2015 21:15	CG
Trichloroethene	BRL	2.8		ug/Kg-dry	211881	1	08/22/2015 21:15	CG
Trichlorofluoromethane	BRL	2.8		ug/Kg-dry	211881	1	08/22/2015 21:15	CG
Vinyl chloride	BRL	5.6		ug/Kg-dry	211881	1	08/22/2015 21:15	CG
Surr: 4-Bromofluorobenzene	86.9	70-128		%REC	211881	1	08/22/2015 21:15	CG
Surr: Dibromofluoromethane	90.5	78.2-128		%REC	211881	1	08/22/2015 21:15	CG
Surr: Toluene-d8	99.1	76.5-116		%REC	211881	1	08/22/2015 21:15	CG

Qualifiers:

- * Value exceeds maximum contaminant level
- BRL Below reporting limit
- H Holding times for preparation or analysis exceeded
- N Analyte not NELAC certified
- B Analyte detected in the associated method blank
- > Greater than Result value
- E Estimated (value above quantitation range)
- S Spike Recovery outside limits due to matrix
- Narr See case narrative
- NC Not confirmed
- < Less than Result value
- J Estimated value detected below Reporting Limit

Analytical Environmental Services, Inc **Date:** 27-Aug-15

Client:	Environmental Planning Specialists, Inc.	**Client Sample ID:**	15229-SB-19-2
Lab Order	1508H20	**Tag Number:**	
Project Name:	PPC	**Collection Date:**	8/17/2015 1:36:00 PM
Lab ID:	1508H20-017B	**Matrix:**	Soil

Analyses	Result	Reporting Limit	Qual	Units	BatchID	Dilution Factor	Date Analyzed	Analyst
PERCENT MOISTURE D2216								
Percent Moisture	19.2	0		wt%	R298772	1	08/26/2015 11:00	PF

Qualifiers:

- * Value exceeds maximum contaminant level
- BRL Below reporting limit
- H Holding times for preparation or analysis exceeded
- N Analyte not NELAC certified
- B Analyte detected in the associated method blank
- > Greater than Result value
- E Estimated (value above quantitation range)
- S Spike Recovery outside limits due to matrix
- Narr See case narrative
- NC Not confirmed
- < Less than Result value
- J Estimated value detected below Reporting Limit

Analytical Environmental Services, Inc **Date:** 27-Aug-15

Client:	Environmental Planning Specialists, Inc.	**Client Sample ID:**	15229-SB-24-2
Lab Order	1508H20	**Tag Number:**	
Project Name:	PPC	**Collection Date:**	8/17/2015 1:02:00 PM
Lab ID:	1508H20-018A	**Matrix:**	Soil

Analyses	Result	Reporting Limit	Qual	Units	BatchID	Dilution Factor	Date Analyzed	Analyst
TCL VOLATILE ORGANICS SW8260B				**(SW5035)**				
1,1,1-Trichloroethane	BRL	2.7		ug/Kg-dry	211881	1	08/22/2015 21:39	CG
1,1,2,2-Tetrachloroethane	BRL	2.7		ug/Kg-dry	211881	1	08/22/2015 21:39	CG
1,1,2-Trichloroethane	BRL	2.7		ug/Kg-dry	211881	1	08/22/2015 21:39	CG
1,1-Dichloroethane	BRL	2.7		ug/Kg-dry	211881	1	08/22/2015 21:39	CG
1,1-Dichloroethene	BRL	2.7		ug/Kg-dry	211881	1	08/22/2015 21:39	CG
1,2,4-Trichlorobenzene	BRL	2.7		ug/Kg-dry	211881	1	08/22/2015 21:39	CG
1,2-Dibromo-3-chloropropane	BRL	2.7		ug/Kg-dry	211881	1	08/22/2015 21:39	CG
1,2-Dibromoethane	BRL	2.7		ug/Kg-dry	211881	1	08/22/2015 21:39	CG
1,2-Dichlorobenzene	BRL	2.7		ug/Kg-dry	211881	1	08/22/2015 21:39	CG
1,2-Dichloroethane	BRL	2.7		ug/Kg-dry	211881	1	08/22/2015 21:39	CG
1,2-Dichloropropane	BRL	2.7		ug/Kg-dry	211881	1	08/22/2015 21:39	CG
1,3-Dichlorobenzene	BRL	2.7		ug/Kg-dry	211881	1	08/22/2015 21:39	CG
1,4-Dichlorobenzene	BRL	2.7		ug/Kg-dry	211881	1	08/22/2015 21:39	CG
2-Butanone	BRL	27		ug/Kg-dry	211881	1	08/22/2015 21:39	CG
2-Hexanone	BRL	5.4		ug/Kg-dry	211881	1	08/22/2015 21:39	CG
4-Methyl-2-pentanone	BRL	5.4		ug/Kg-dry	211881	1	08/22/2015 21:39	CG
Acetone	71	54		ug/Kg-dry	211881	1	08/22/2015 21:39	CG
Benzene	BRL	2.7		ug/Kg-dry	211881	1	08/22/2015 21:39	CG
Bromodichloromethane	BRL	2.7		ug/Kg-dry	211881	1	08/22/2015 21:39	CG
Bromoform	BRL	2.7		ug/Kg-dry	211881	1	08/22/2015 21:39	CG
Bromomethane	BRL	2.7		ug/Kg-dry	211881	1	08/22/2015 21:39	CG
Carbon disulfide	BRL	5.4		ug/Kg-dry	211881	1	08/22/2015 21:39	CG
Carbon tetrachloride	BRL	2.7		ug/Kg-dry	211881	1	08/22/2015 21:39	CG
Chlorobenzene	BRL	2.7		ug/Kg-dry	211881	1	08/22/2015 21:39	CG
Chloroethane	BRL	5.4		ug/Kg-dry	211881	1	08/22/2015 21:39	CG
Chloroform	BRL	2.7		ug/Kg-dry	211881	1	08/22/2015 21:39	CG
Chloromethane	BRL	5.4		ug/Kg-dry	211881	1	08/22/2015 21:39	CG
cis-1,2-Dichloroethene	BRL	2.7		ug/Kg-dry	211881	1	08/22/2015 21:39	CG
cis-1,3-Dichloropropene	BRL	2.7		ug/Kg-dry	211881	1	08/22/2015 21:39	CG
Cyclohexane	BRL	2.7		ug/Kg-dry	211881	1	08/22/2015 21:39	CG
Dibromochloromethane	BRL	2.7		ug/Kg-dry	211881	1	08/22/2015 21:39	CG
Dichlorodifluoromethane	BRL	5.4		ug/Kg-dry	211881	1	08/22/2015 21:39	CG
Ethylbenzene	BRL	2.7		ug/Kg-dry	211881	1	08/22/2015 21:39	CG
Freon-113	BRL	5.4		ug/Kg-dry	211881	1	08/22/2015 21:39	CG
Isopropylbenzene	BRL	2.7		ug/Kg-dry	211881	1	08/22/2015 21:39	CG
m,p-Xylene	BRL	2.7		ug/Kg-dry	211881	1	08/22/2015 21:39	CG
Methyl acetate	BRL	2.7		ug/Kg-dry	211881	1	08/22/2015 21:39	CG
Methyl tert-butyl ether	BRL	2.7		ug/Kg-dry	211881	1	08/22/2015 21:39	CG
Methylcyclohexane	BRL	2.7		ug/Kg-dry	211881	1	08/22/2015 21:39	CG
Methylene chloride	BRL	11		ug/Kg-dry	211881	1	08/22/2015 21:39	CG

Qualifiers:

- * Value exceeds maximum contaminant level
- BRL Below reporting limit
- H Holding times for preparation or analysis exceeded
- N Analyte not NELAC certified
- B Analyte detected in the associated method blank
- > Greater than Result value
- E Estimated (value above quantitation range)
- S Spike Recovery outside limits due to matrix
- Narr See case narrative
- NC Not confirmed
- < Less than Result value
- J Estimated value detected below Reporting Limit

Analytical Environmental Services, Inc **Date:** 27-Aug-15

Client:	Environmental Planning Specialists, Inc.	**Client Sample ID:**	15229-SB-24-2
Lab Order	1508H20	**Tag Number:**	
Project Name:	PPC	**Collection Date:**	8/17/2015 1:02:00 PM
Lab ID:	1508H20-018A	**Matrix:**	Soil

Analyses	Result	Reporting Limit	Qual	Units	BatchID	Dilution Factor	Date Analyzed	Analyst
TCL VOLATILE ORGANICS SW8260B				**(SW5035)**				
o-Xylene	BRL	2.7		ug/Kg-dry	211881	1	08/22/2015 21:39	CG
Styrene	BRL	2.7		ug/Kg-dry	211881	1	08/22/2015 21:39	CG
Tetrachloroethene	BRL	2.7		ug/Kg-dry	211881	1	08/22/2015 21:39	CG
Toluene	BRL	2.7		ug/Kg-dry	211881	1	08/22/2015 21:39	CG
trans-1,2-Dichloroethene	BRL	2.7		ug/Kg-dry	211881	1	08/22/2015 21:39	CG
trans-1,3-Dichloropropene	BRL	2.7		ug/Kg-dry	211881	1	08/22/2015 21:39	CG
Trichloroethene	BRL	2.7		ug/Kg-dry	211881	1	08/22/2015 21:39	CG
Trichlorofluoromethane	BRL	2.7		ug/Kg-dry	211881	1	08/22/2015 21:39	CG
Vinyl chloride	BRL	5.4		ug/Kg-dry	211881	1	08/22/2015 21:39	CG
Surr: 4-Bromofluorobenzene	83.4	70-128		%REC	211881	1	08/22/2015 21:39	CG
Surr: Dibromofluoromethane	98.5	78.2-128		%REC	211881	1	08/22/2015 21:39	CG
Surr: Toluene-d8	97.8	76.5-116		%REC	211881	1	08/22/2015 21:39	CG

Qualifiers:

- * Value exceeds maximum contaminant level
- BRL Below reporting limit
- H Holding times for preparation or analysis exceeded
- N Analyte not NELAC certified
- B Analyte detected in the associated method blank
- > Greater than Result value
- E Estimated (value above quantitation range)
- S Spike Recovery outside limits due to matrix
- Narr See case narrative
- NC Not confirmed
- < Less than Result value
- J Estimated value detected below Reporting Limit

Analytical Environmental Services, Inc **Date:** 27-Aug-15

Client:	Environmental Planning Specialists, Inc.	**Client Sample ID:**	15229-SB-24-2
Lab Order	1508H20	**Tag Number:**	
Project Name:	PPC	**Collection Date:**	8/17/2015 1:02:00 PM
Lab ID:	1508H20-018B	**Matrix:**	Soil

Analyses	Result	Reporting Limit	Qual	Units	BatchID	Dilution Factor	Date Analyzed	Analyst
PERCENT MOISTURE D2216								
Percent Moisture	12.3	0		wt%	R298772	1	08/26/2015 11:00	PF

Qualifiers:

*	Value exceeds maximum contaminant level	E	Estimated (value above quantitation range)
BRL	Below reporting limit	S	Spike Recovery outside limits due to matrix
H	Holding times for preparation or analysis exceeded	Narr	See case narrative
N	Analyte not NELAC certified	NC	Not confirmed
B	Analyte detected in the associated method blank	<	Less than Result value
>	Greater than Result value	J	Estimated value detected below Reporting Limit

Analytical Environmental Services, Inc **Date:** 27-Aug-15

Client:	Environmental Planning Specialists, Inc.	**Client Sample ID:**	15229-SB-22-2
Lab Order	1508H20	**Tag Number:**	
Project Name:	PPC	**Collection Date:**	8/17/2015 1:17:00 PM
Lab ID:	1508H20-019A	**Matrix:**	Soil

Analyses	Result	Reporting Limit	Qual	Units	BatchID	Dilution Factor	Date Analyzed	Analyst
TCL VOLATILE ORGANICS SW8260B				**(SW5035)**				
1,1,1-Trichloroethane	BRL	2.8		ug/Kg-dry	211881	1	08/22/2015 22:03	CG
1,1,2,2-Tetrachloroethane	BRL	2.8		ug/Kg-dry	211881	1	08/22/2015 22:03	CG
1,1,2-Trichloroethane	BRL	2.8		ug/Kg-dry	211881	1	08/22/2015 22:03	CG
1,1-Dichloroethane	BRL	2.8		ug/Kg-dry	211881	1	08/22/2015 22:03	CG
1,1-Dichloroethene	BRL	2.8		ug/Kg-dry	211881	1	08/22/2015 22:03	CG
1,2,4-Trichlorobenzene	BRL	2.8		ug/Kg-dry	211881	1	08/22/2015 22:03	CG
1,2-Dibromo-3-chloropropane	BRL	2.8		ug/Kg-dry	211881	1	08/22/2015 22:03	CG
1,2-Dibromoethane	BRL	2.8		ug/Kg-dry	211881	1	08/22/2015 22:03	CG
1,2-Dichlorobenzene	BRL	2.8		ug/Kg-dry	211881	1	08/22/2015 22:03	CG
1,2-Dichloroethane	BRL	2.8		ug/Kg-dry	211881	1	08/22/2015 22:03	CG
1,2-Dichloropropane	BRL	2.8		ug/Kg-dry	211881	1	08/22/2015 22:03	CG
1,3-Dichlorobenzene	BRL	2.8		ug/Kg-dry	211881	1	08/22/2015 22:03	CG
1,4-Dichlorobenzene	BRL	2.8		ug/Kg-dry	211881	1	08/22/2015 22:03	CG
2-Butanone	BRL	28		ug/Kg-dry	211881	1	08/22/2015 22:03	CG
2-Hexanone	BRL	5.5		ug/Kg-dry	211881	1	08/22/2015 22:03	CG
4-Methyl-2-pentanone	BRL	5.5		ug/Kg-dry	211881	1	08/22/2015 22:03	CG
Acetone	65	55		ug/Kg-dry	211881	1	08/22/2015 22:03	CG
Benzene	BRL	2.8		ug/Kg-dry	211881	1	08/22/2015 22:03	CG
Bromodichloromethane	BRL	2.8		ug/Kg-dry	211881	1	08/22/2015 22:03	CG
Bromoform	BRL	2.8		ug/Kg-dry	211881	1	08/22/2015 22:03	CG
Bromomethane	BRL	2.8		ug/Kg-dry	211881	1	08/22/2015 22:03	CG
Carbon disulfide	BRL	5.5		ug/Kg-dry	211881	1	08/22/2015 22:03	CG
Carbon tetrachloride	BRL	2.8		ug/Kg-dry	211881	1	08/22/2015 22:03	CG
Chlorobenzene	BRL	2.8		ug/Kg-dry	211881	1	08/22/2015 22:03	CG
Chloroethane	BRL	5.5		ug/Kg-dry	211881	1	08/22/2015 22:03	CG
Chloroform	BRL	2.8		ug/Kg-dry	211881	1	08/22/2015 22:03	CG
Chloromethane	BRL	5.5		ug/Kg-dry	211881	1	08/22/2015 22:03	CG
cis-1,2-Dichloroethene	BRL	2.8		ug/Kg-dry	211881	1	08/22/2015 22:03	CG
cis-1,3-Dichloropropene	BRL	2.8		ug/Kg-dry	211881	1	08/22/2015 22:03	CG
Cyclohexane	BRL	2.8		ug/Kg-dry	211881	1	08/22/2015 22:03	CG
Dibromochloromethane	BRL	2.8		ug/Kg-dry	211881	1	08/22/2015 22:03	CG
Dichlorodifluoromethane	BRL	5.5		ug/Kg-dry	211881	1	08/22/2015 22:03	CG
Ethylbenzene	BRL	2.8		ug/Kg-dry	211881	1	08/22/2015 22:03	CG
Freon-113	BRL	5.5		ug/Kg-dry	211881	1	08/22/2015 22:03	CG
Isopropylbenzene	BRL	2.8		ug/Kg-dry	211881	1	08/22/2015 22:03	CG
m,p-Xylene	BRL	2.8		ug/Kg-dry	211881	1	08/22/2015 22:03	CG
Methyl acetate	BRL	2.8		ug/Kg-dry	211881	1	08/22/2015 22:03	CG
Methyl tert-butyl ether	BRL	2.8		ug/Kg-dry	211881	1	08/22/2015 22:03	CG
Methylcyclohexane	BRL	2.8		ug/Kg-dry	211881	1	08/22/2015 22:03	CG
Methylene chloride	BRL	11		ug/Kg-dry	211881	1	08/22/2015 22:03	CG

Qualifiers:

- * Value exceeds maximum contaminant level
- BRL Below reporting limit
- H Holding times for preparation or analysis exceeded
- N Analyte not NELAC certified
- B Analyte detected in the associated method blank
- > Greater than Result value
- E Estimated (value above quantitation range)
- S Spike Recovery outside limits due to matrix
- Narr See case narrative
- NC Not confirmed
- < Less than Result value
- J Estimated value detected below Reporting Limit

Analytical Environmental Services, Inc **Date:** 27-Aug-15

Client:	Environmental Planning Specialists, Inc.	**Client Sample ID:**	15229-SB-22-2
Lab Order	1508H20	**Tag Number:**	
Project Name:	PPC	**Collection Date:**	8/17/2015 1:17:00 PM
Lab ID:	1508H20-019A	**Matrix:**	Soil

Analyses	Result	Reporting Limit	Qual	Units	BatchID	Dilution Factor	Date Analyzed	Analyst
TCL VOLATILE ORGANICS SW8260B				**(SW5035)**				
o-Xylene	BRL	2.8		ug/Kg-dry	211881	1	08/22/2015 22:03	CG
Styrene	BRL	2.8		ug/Kg-dry	211881	1	08/22/2015 22:03	CG
Tetrachloroethene	BRL	2.8		ug/Kg-dry	211881	1	08/22/2015 22:03	CG
Toluene	BRL	2.8		ug/Kg-dry	211881	1	08/22/2015 22:03	CG
trans-1,2-Dichloroethene	BRL	2.8		ug/Kg-dry	211881	1	08/22/2015 22:03	CG
trans-1,3-Dichloropropene	BRL	2.8		ug/Kg-dry	211881	1	08/22/2015 22:03	CG
Trichloroethene	BRL	2.8		ug/Kg-dry	211881	1	08/22/2015 22:03	CG
Trichlorofluoromethane	BRL	2.8		ug/Kg-dry	211881	1	08/22/2015 22:03	CG
Vinyl chloride	BRL	5.5		ug/Kg-dry	211881	1	08/22/2015 22:03	CG
Surr: 4-Bromofluorobenzene	85.7	70-128		%REC	211881	1	08/22/2015 22:03	CG
Surr: Dibromofluoromethane	93.7	78.2-128		%REC	211881	1	08/22/2015 22:03	CG
Surr: Toluene-d8	99.1	76.5-116		%REC	211881	1	08/22/2015 22:03	CG

Qualifiers:

- * Value exceeds maximum contaminant level
- BRL Below reporting limit
- H Holding times for preparation or analysis exceeded
- N Analyte not NELAC certified
- B Analyte detected in the associated method blank
- > Greater than Result value
- E Estimated (value above quantitation range)
- S Spike Recovery outside limits due to matrix
- Narr See case narrative
- NC Not confirmed
- < Less than Result value
- J Estimated value detected below Reporting Limit

Analytical Environmental Services, Inc **Date:** 27-Aug-15

Client:	Environmental Planning Specialists, Inc.	**Client Sample ID:**	15229-SB-22-2
Lab Order	1508H20	**Tag Number:**	
Project Name:	PPC	**Collection Date:**	8/17/2015 1:17:00 PM
Lab ID:	1508H20-019B	**Matrix:**	Soil

Analyses	Result	Reporting Limit	Qual	Units	BatchID	Dilution Factor	Date Analyzed	Analyst
PERCENT MOISTURE D2216								
Percent Moisture	19.1	0		wt%	R298772	1	08/26/2015 11:00	PF

Qualifiers:

- * Value exceeds maximum contaminant level
- BRL Below reporting limit
- H Holding times for preparation or analysis exceeded
- N Analyte not NELAC certified
- B Analyte detected in the associated method blank
- > Greater than Result value
- E Estimated (value above quantitation range)
- S Spike Recovery outside limits due to matrix
- Narr See case narrative
- NC Not confirmed
- < Less than Result value
- J Estimated value detected below Reporting Limit

Analytical Environmental Services, Inc **Date:** 27-Aug-15

Client:	Environmental Planning Specialists, Inc.	**Client Sample ID:**	15229-SB-21-2
Lab Order	1508H20	**Tag Number:**	
Project Name:	PPC	**Collection Date:**	8/17/2015 1:24:00 PM
Lab ID:	1508H20-020A	**Matrix:**	Soil

Analyses	Result	Reporting Limit	Qual	Units	BatchID	Dilution Factor	Date Analyzed	Analyst
TCL VOLATILE ORGANICS SW8260B				**(SW5035)**				
1,1,1-Trichloroethane	BRL	2.5		ug/Kg-dry	211881	1	08/22/2015 22:27	CG
1,1,2,2-Tetrachloroethane	BRL	2.5		ug/Kg-dry	211881	1	08/22/2015 22:27	CG
1,1,2-Trichloroethane	BRL	2.5		ug/Kg-dry	211881	1	08/22/2015 22:27	CG
1,1-Dichloroethane	BRL	2.5		ug/Kg-dry	211881	1	08/22/2015 22:27	CG
1,1-Dichloroethene	BRL	2.5		ug/Kg-dry	211881	1	08/22/2015 22:27	CG
1,2,4-Trichlorobenzene	BRL	2.5		ug/Kg-dry	211881	1	08/22/2015 22:27	CG
1,2-Dibromo-3-chloropropane	BRL	2.5		ug/Kg-dry	211881	1	08/22/2015 22:27	CG
1,2-Dibromoethane	BRL	2.5		ug/Kg-dry	211881	1	08/22/2015 22:27	CG
1,2-Dichlorobenzene	BRL	2.5		ug/Kg-dry	211881	1	08/22/2015 22:27	CG
1,2-Dichloroethane	BRL	2.5		ug/Kg-dry	211881	1	08/22/2015 22:27	CG
1,2-Dichloropropane	BRL	2.5		ug/Kg-dry	211881	1	08/22/2015 22:27	CG
1,3-Dichlorobenzene	BRL	2.5		ug/Kg-dry	211881	1	08/22/2015 22:27	CG
1,4-Dichlorobenzene	BRL	2.5		ug/Kg-dry	211881	1	08/22/2015 22:27	CG
2-Butanone	BRL	25		ug/Kg-dry	211881	1	08/22/2015 22:27	CG
2-Hexanone	BRL	5.0		ug/Kg-dry	211881	1	08/22/2015 22:27	CG
4-Methyl-2-pentanone	BRL	5.0		ug/Kg-dry	211881	1	08/22/2015 22:27	CG
Acetone	BRL	50		ug/Kg-dry	211881	1	08/22/2015 22:27	CG
Benzene	BRL	2.5		ug/Kg-dry	211881	1	08/22/2015 22:27	CG
Bromodichloromethane	BRL	2.5		ug/Kg-dry	211881	1	08/22/2015 22:27	CG
Bromoform	BRL	2.5		ug/Kg-dry	211881	1	08/22/2015 22:27	CG
Bromomethane	BRL	2.5		ug/Kg-dry	211881	1	08/22/2015 22:27	CG
Carbon disulfide	BRL	5.0		ug/Kg-dry	211881	1	08/22/2015 22:27	CG
Carbon tetrachloride	BRL	2.5		ug/Kg-dry	211881	1	08/22/2015 22:27	CG
Chlorobenzene	BRL	2.5		ug/Kg-dry	211881	1	08/22/2015 22:27	CG
Chloroethane	BRL	5.0		ug/Kg-dry	211881	1	08/22/2015 22:27	CG
Chloroform	BRL	2.5		ug/Kg-dry	211881	1	08/22/2015 22:27	CG
Chloromethane	BRL	5.0		ug/Kg-dry	211881	1	08/22/2015 22:27	CG
cis-1,2-Dichloroethene	BRL	2.5		ug/Kg-dry	211881	1	08/22/2015 22:27	CG
cis-1,3-Dichloropropene	BRL	2.5		ug/Kg-dry	211881	1	08/22/2015 22:27	CG
Cyclohexane	BRL	2.5		ug/Kg-dry	211881	1	08/22/2015 22:27	CG
Dibromochloromethane	BRL	2.5		ug/Kg-dry	211881	1	08/22/2015 22:27	CG
Dichlorodifluoromethane	BRL	5.0		ug/Kg-dry	211881	1	08/22/2015 22:27	CG
Ethylbenzene	BRL	2.5		ug/Kg-dry	211881	1	08/22/2015 22:27	CG
Freon-113	BRL	5.0		ug/Kg-dry	211881	1	08/22/2015 22:27	CG
Isopropylbenzene	BRL	2.5		ug/Kg-dry	211881	1	08/22/2015 22:27	CG
m,p-Xylene	BRL	2.5		ug/Kg-dry	211881	1	08/22/2015 22:27	CG
Methyl acetate	BRL	2.5		ug/Kg-dry	211881	1	08/22/2015 22:27	CG
Methyl tert-butyl ether	BRL	2.5		ug/Kg-dry	211881	1	08/22/2015 22:27	CG
Methylcyclohexane	BRL	2.5		ug/Kg-dry	211881	1	08/22/2015 22:27	CG
Methylene chloride	BRL	9.9		ug/Kg-dry	211881	1	08/22/2015 22:27	CG

Qualifiers:

- * Value exceeds maximum contaminant level
- BRL Below reporting limit
- H Holding times for preparation or analysis exceeded
- N Analyte not NELAC certified
- B Analyte detected in the associated method blank
- > Greater than Result value
- E Estimated (value above quantitation range)
- S Spike Recovery outside limits due to matrix
- Narr See case narrative
- NC Not confirmed
- < Less than Result value
- J Estimated value detected below Reporting Limit

Analytical Environmental Services, Inc **Date:** 27-Aug-15

Client:	Environmental Planning Specialists, Inc.	**Client Sample ID:**	15229-SB-21-2
Lab Order	1508H20	**Tag Number:**	
Project Name:	PPC	**Collection Date:**	8/17/2015 1:24:00 PM
Lab ID:	1508H20-020A	**Matrix:**	Soil

Analyses	Result	Reporting Limit	Qual	Units	BatchID	Dilution Factor	Date Analyzed	Analyst
TCL VOLATILE ORGANICS SW8260B				**(SW5035)**				
o-Xylene	BRL	2.5		ug/Kg-dry	211881	1	08/22/2015 22:27	CG
Styrene	BRL	2.5		ug/Kg-dry	211881	1	08/22/2015 22:27	CG
Tetrachloroethene	BRL	2.5		ug/Kg-dry	211881	1	08/22/2015 22:27	CG
Toluene	BRL	2.5		ug/Kg-dry	211881	1	08/22/2015 22:27	CG
trans-1,2-Dichloroethene	BRL	2.5		ug/Kg-dry	211881	1	08/22/2015 22:27	CG
trans-1,3-Dichloropropene	BRL	2.5		ug/Kg-dry	211881	1	08/22/2015 22:27	CG
Trichloroethene	BRL	2.5		ug/Kg-dry	211881	1	08/22/2015 22:27	CG
Trichlorofluoromethane	BRL	2.5		ug/Kg-dry	211881	1	08/22/2015 22:27	CG
Vinyl chloride	BRL	5.0		ug/Kg-dry	211881	1	08/22/2015 22:27	CG
Surr: 4-Bromofluorobenzene	87.6	70-128		%REC	211881	1	08/22/2015 22:27	CG
Surr: Dibromofluoromethane	98.2	78.2-128		%REC	211881	1	08/22/2015 22:27	CG
Surr: Toluene-d8	97.5	76.5-116		%REC	211881	1	08/22/2015 22:27	CG

Qualifiers:

- * Value exceeds maximum contaminant level
- BRL Below reporting limit
- H Holding times for preparation or analysis exceeded
- N Analyte not NELAC certified
- B Analyte detected in the associated method blank
- > Greater than Result value
- E Estimated (value above quantitation range)
- S Spike Recovery outside limits due to matrix
- Narr See case narrative
- NC Not confirmed
- < Less than Result value
- J Estimated value detected below Reporting Limit

Analytical Environmental Services, Inc **Date:** 27-Aug-15

Client:	Environmental Planning Specialists, Inc.	**Client Sample ID:**	15229-SB-21-2
Lab Order	1508H20	**Tag Number:**	
Project Name:	PPC	**Collection Date:**	8/17/2015 1:24:00 PM
Lab ID:	1508H20-020B	**Matrix:**	Soil

Analyses	Result	Reporting Limit	Qual	Units	BatchID	Dilution Factor	Date Analyzed	Analyst
PERCENT MOISTURE D2216								
Percent Moisture	12.7	0		wt%	R298772	1	08/26/2015 11:00	PF

Qualifiers:

*	Value exceeds maximum contaminant level	E	Estimated (value above quantitation range)
BRL	Below reporting limit	S	Spike Recovery outside limits due to matrix
H	Holding times for preparation or analysis exceeded	Narr	See case narrative
N	Analyte not NELAC certified	NC	Not confirmed
B	Analyte detected in the associated method blank	<	Less than Result value
>	Greater than Result value	J	Estimated value detected below Reporting Limit

Analytical Environmental Services, Inc **Date:** 27-Aug-15

Client:	Environmental Planning Specialists, Inc.	**Client Sample ID:**	15229-SB-18-2
Lab Order	1508H20	**Tag Number:**	
Project Name:	PPC	**Collection Date:**	8/17/2015 3:26:00 PM
Lab ID:	1508H20-021A	**Matrix:**	Soil

Analyses	Result	Reporting Limit	Qual	Units	BatchID	Dilution Factor	Date Analyzed	Analyst
TCL VOLATILE ORGANICS SW8260B				**(SW5035)**				
1,1,1-Trichloroethane	BRL	2.6		ug/Kg-dry	211904	1	08/25/2015 19:26	CG
1,1,2,2-Tetrachloroethane	BRL	2.6		ug/Kg-dry	211904	1	08/25/2015 19:26	CG
1,1,2-Trichloroethane	BRL	2.6		ug/Kg-dry	211904	1	08/25/2015 19:26	CG
1,1-Dichloroethane	BRL	2.6		ug/Kg-dry	211904	1	08/25/2015 19:26	CG
1,1-Dichloroethene	BRL	2.6		ug/Kg-dry	211904	1	08/25/2015 19:26	CG
1,2,4-Trichlorobenzene	BRL	2.6		ug/Kg-dry	211904	1	08/25/2015 19:26	CG
1,2-Dibromo-3-chloropropane	BRL	2.6		ug/Kg-dry	211904	1	08/25/2015 19:26	CG
1,2-Dibromoethane	BRL	2.6		ug/Kg-dry	211904	1	08/25/2015 19:26	CG
1,2-Dichlorobenzene	BRL	2.6		ug/Kg-dry	211904	1	08/25/2015 19:26	CG
1,2-Dichloroethane	BRL	2.6		ug/Kg-dry	211904	1	08/25/2015 19:26	CG
1,2-Dichloropropane	BRL	2.6		ug/Kg-dry	211904	1	08/25/2015 19:26	CG
1,3-Dichlorobenzene	BRL	2.6		ug/Kg-dry	211904	1	08/25/2015 19:26	CG
1,4-Dichlorobenzene	BRL	2.6		ug/Kg-dry	211904	1	08/25/2015 19:26	CG
2-Butanone	BRL	26		ug/Kg-dry	211904	1	08/25/2015 19:26	CG
2-Hexanone	BRL	5.3		ug/Kg-dry	211904	1	08/25/2015 19:26	CG
4-Methyl-2-pentanone	BRL	5.3		ug/Kg-dry	211904	1	08/25/2015 19:26	CG
Acetone	110	53		ug/Kg-dry	211904	1	08/25/2015 19:26	CG
Benzene	BRL	2.6		ug/Kg-dry	211904	1	08/25/2015 19:26	CG
Bromodichloromethane	BRL	2.6		ug/Kg-dry	211904	1	08/25/2015 19:26	CG
Bromoform	BRL	2.6		ug/Kg-dry	211904	1	08/25/2015 19:26	CG
Bromomethane	BRL	2.6		ug/Kg-dry	211904	1	08/25/2015 19:26	CG
Carbon disulfide	BRL	5.3		ug/Kg-dry	211904	1	08/25/2015 19:26	CG
Carbon tetrachloride	BRL	2.6		ug/Kg-dry	211904	1	08/25/2015 19:26	CG
Chlorobenzene	BRL	2.6		ug/Kg-dry	211904	1	08/25/2015 19:26	CG
Chloroethane	BRL	5.3		ug/Kg-dry	211904	1	08/25/2015 19:26	CG
Chloroform	BRL	2.6		ug/Kg-dry	211904	1	08/25/2015 19:26	CG
Chloromethane	BRL	5.3		ug/Kg-dry	211904	1	08/25/2015 19:26	CG
cis-1,2-Dichloroethene	BRL	2.6		ug/Kg-dry	211904	1	08/25/2015 19:26	CG
cis-1,3-Dichloropropene	BRL	2.6		ug/Kg-dry	211904	1	08/25/2015 19:26	CG
Cyclohexane	BRL	2.6		ug/Kg-dry	211904	1	08/25/2015 19:26	CG
Dibromochloromethane	BRL	2.6		ug/Kg-dry	211904	1	08/25/2015 19:26	CG
Dichlorodifluoromethane	BRL	5.3		ug/Kg-dry	211904	1	08/25/2015 19:26	CG
Ethylbenzene	BRL	2.6		ug/Kg-dry	211904	1	08/25/2015 19:26	CG
Freon-113	BRL	5.3		ug/Kg-dry	211904	1	08/25/2015 19:26	CG
Isopropylbenzene	BRL	2.6		ug/Kg-dry	211904	1	08/25/2015 19:26	CG
m,p-Xylene	BRL	2.6		ug/Kg-dry	211904	1	08/25/2015 19:26	CG
Methyl acetate	BRL	2.6		ug/Kg-dry	211904	1	08/25/2015 19:26	CG
Methyl tert-butyl ether	BRL	2.6		ug/Kg-dry	211904	1	08/25/2015 19:26	CG
Methylcyclohexane	BRL	2.6		ug/Kg-dry	211904	1	08/25/2015 19:26	CG
Methylene chloride	BRL	11		ug/Kg-dry	211904	1	08/25/2015 19:26	CG

Qualifiers:

- * Value exceeds maximum contaminant level
- BRL Below reporting limit
- H Holding times for preparation or analysis exceeded
- N Analyte not NELAC certified
- B Analyte detected in the associated method blank
- > Greater than Result value
- E Estimated (value above quantitation range)
- S Spike Recovery outside limits due to matrix
- Narr See case narrative
- NC Not confirmed
- < Less than Result value
- J Estimated value detected below Reporting Limit

Analytical Environmental Services, Inc **Date:** 27-Aug-15

Client:	Environmental Planning Specialists, Inc.	**Client Sample ID:**	15229-SB-18-2
Lab Order	1508H20	**Tag Number:**	
Project Name:	PPC	**Collection Date:**	8/17/2015 3:26:00 PM
Lab ID:	1508H20-021A	**Matrix:**	Soil

Analyses	Result	Reporting Limit	Qual	Units	BatchID	Dilution Factor	Date Analyzed	Analyst
TCL VOLATILE ORGANICS SW8260B				**(SW5035)**				
o-Xylene	BRL	2.6		ug/Kg-dry	211904	1	08/25/2015 19:26	CG
Styrene	BRL	2.6		ug/Kg-dry	211904	1	08/25/2015 19:26	CG
Tetrachloroethene	BRL	2.6		ug/Kg-dry	211904	1	08/25/2015 19:26	CG
Toluene	BRL	2.6		ug/Kg-dry	211904	1	08/25/2015 19:26	CG
trans-1,2-Dichloroethene	BRL	2.6		ug/Kg-dry	211904	1	08/25/2015 19:26	CG
trans-1,3-Dichloropropene	BRL	2.6		ug/Kg-dry	211904	1	08/25/2015 19:26	CG
Trichloroethene	BRL	2.6		ug/Kg-dry	211904	1	08/25/2015 19:26	CG
Trichlorofluoromethane	BRL	2.6		ug/Kg-dry	211904	1	08/25/2015 19:26	CG
Vinyl chloride	BRL	5.3		ug/Kg-dry	211904	1	08/25/2015 19:26	CG
Surr: 4-Bromofluorobenzene	88.5	70-128		%REC	211904	1	08/25/2015 19:26	CG
Surr: Dibromofluoromethane	91.3	78.2-128		%REC	211904	1	08/25/2015 19:26	CG
Surr: Toluene-d8	98.4	76.5-116		%REC	211904	1	08/25/2015 19:26	CG

Qualifiers:

- * Value exceeds maximum contaminant level
- BRL Below reporting limit
- H Holding times for preparation or analysis exceeded
- N Analyte not NELAC certified
- B Analyte detected in the associated method blank
- > Greater than Result value
- E Estimated (value above quantitation range)
- S Spike Recovery outside limits due to matrix
- Narr See case narrative
- NC Not confirmed
- < Less than Result value
- J Estimated value detected below Reporting Limit

Analytical Environmental Services, Inc **Date:** 27-Aug-15

Client:	Environmental Planning Specialists, Inc.	**Client Sample ID:**	15229-SB-18-2
Lab Order	1508H20	**Tag Number:**	
Project Name:	PPC	**Collection Date:**	8/17/2015 3:26:00 PM
Lab ID:	1508H20-021B	**Matrix:**	Soil

Analyses	Result	Reporting Limit	Qual	Units	BatchID	Dilution Factor	Date Analyzed	Analyst
PERCENT MOISTURE D2216								
Percent Moisture	16.8	0		wt%	R298772	1	08/26/2015 11:00	PF

Qualifiers:

*	Value exceeds maximum contaminant level	E	Estimated (value above quantitation range)
BRL	Below reporting limit	S	Spike Recovery outside limits due to matrix
H	Holding times for preparation or analysis exceeded	Narr	See case narrative
N	Analyte not NELAC certified	NC	Not confirmed
B	Analyte detected in the associated method blank	<	Less than Result value
>	Greater than Result value	J	Estimated value detected below Reporting Limit

Analytical Environmental Services, Inc **Date:** 27-Aug-15

Client:	Environmental Planning Specialists, Inc.	**Client Sample ID:**	15229-SB-14-2
Lab Order	1508H20	**Tag Number:**	
Project Name:	PPC	**Collection Date:**	8/17/2015 4:07:00 PM
Lab ID:	1508H20-022A	**Matrix:**	Soil

Analyses	Result	Reporting Limit	Qual	Units	BatchID	Dilution Factor	Date Analyzed	Analyst
TCL VOLATILE ORGANICS SW8260B				**(SW5035)**				
1,1,1-Trichloroethane	BRL	4.1		ug/Kg-dry	211881	1	08/22/2015 23:38	CG
1,1,2,2-Tetrachloroethane	BRL	4.1		ug/Kg-dry	211881	1	08/22/2015 23:38	CG
1,1,2-Trichloroethane	BRL	4.1		ug/Kg-dry	211881	1	08/22/2015 23:38	CG
1,1-Dichloroethane	BRL	4.1		ug/Kg-dry	211881	1	08/22/2015 23:38	CG
1,1-Dichloroethene	BRL	4.1		ug/Kg-dry	211881	1	08/22/2015 23:38	CG
1,2,4-Trichlorobenzene	BRL	4.1		ug/Kg-dry	211881	1	08/22/2015 23:38	CG
1,2-Dibromo-3-chloropropane	BRL	4.1		ug/Kg-dry	211881	1	08/22/2015 23:38	CG
1,2-Dibromoethane	BRL	4.1		ug/Kg-dry	211881	1	08/22/2015 23:38	CG
1,2-Dichlorobenzene	BRL	4.1		ug/Kg-dry	211881	1	08/22/2015 23:38	CG
1,2-Dichloroethane	BRL	4.1		ug/Kg-dry	211881	1	08/22/2015 23:38	CG
1,2-Dichloropropane	BRL	4.1		ug/Kg-dry	211881	1	08/22/2015 23:38	CG
1,3-Dichlorobenzene	BRL	4.1		ug/Kg-dry	211881	1	08/22/2015 23:38	CG
1,4-Dichlorobenzene	BRL	4.1		ug/Kg-dry	211881	1	08/22/2015 23:38	CG
2-Butanone	BRL	41		ug/Kg-dry	211881	1	08/22/2015 23:38	CG
2-Hexanone	BRL	8.2		ug/Kg-dry	211881	1	08/22/2015 23:38	CG
4-Methyl-2-pentanone	BRL	8.2		ug/Kg-dry	211881	1	08/22/2015 23:38	CG
Acetone	BRL	82		ug/Kg-dry	211881	1	08/22/2015 23:38	CG
Benzene	BRL	4.1		ug/Kg-dry	211881	1	08/22/2015 23:38	CG
Bromodichloromethane	BRL	4.1		ug/Kg-dry	211881	1	08/22/2015 23:38	CG
Bromoform	BRL	4.1		ug/Kg-dry	211881	1	08/22/2015 23:38	CG
Bromomethane	BRL	4.1		ug/Kg-dry	211881	1	08/22/2015 23:38	CG
Carbon disulfide	BRL	8.2		ug/Kg-dry	211881	1	08/22/2015 23:38	CG
Carbon tetrachloride	BRL	4.1		ug/Kg-dry	211881	1	08/22/2015 23:38	CG
Chlorobenzene	BRL	4.1		ug/Kg-dry	211881	1	08/22/2015 23:38	CG
Chloroethane	BRL	8.2		ug/Kg-dry	211881	1	08/22/2015 23:38	CG
Chloroform	BRL	4.1		ug/Kg-dry	211881	1	08/22/2015 23:38	CG
Chloromethane	BRL	8.2		ug/Kg-dry	211881	1	08/22/2015 23:38	CG
cis-1,2-Dichloroethene	BRL	4.1		ug/Kg-dry	211881	1	08/22/2015 23:38	CG
cis-1,3-Dichloropropene	BRL	4.1		ug/Kg-dry	211881	1	08/22/2015 23:38	CG
Cyclohexane	BRL	4.1		ug/Kg-dry	211881	1	08/22/2015 23:38	CG
Dibromochloromethane	BRL	4.1		ug/Kg-dry	211881	1	08/22/2015 23:38	CG
Dichlorodifluoromethane	BRL	8.2		ug/Kg-dry	211881	1	08/22/2015 23:38	CG
Ethylbenzene	BRL	4.1		ug/Kg-dry	211881	1	08/22/2015 23:38	CG
Freon-113	BRL	8.2		ug/Kg-dry	211881	1	08/22/2015 23:38	CG
Isopropylbenzene	BRL	4.1		ug/Kg-dry	211881	1	08/22/2015 23:38	CG
m,p-Xylene	BRL	4.1		ug/Kg-dry	211881	1	08/22/2015 23:38	CG
Methyl acetate	BRL	4.1		ug/Kg-dry	211881	1	08/22/2015 23:38	CG
Methyl tert-butyl ether	BRL	4.1		ug/Kg-dry	211881	1	08/22/2015 23:38	CG
Methylcyclohexane	BRL	4.1		ug/Kg-dry	211881	1	08/22/2015 23:38	CG
Methylene chloride	BRL	16		ug/Kg-dry	211881	1	08/22/2015 23:38	CG

Qualifiers:

- * Value exceeds maximum contaminant level
- BRL Below reporting limit
- H Holding times for preparation or analysis exceeded
- N Analyte not NELAC certified
- B Analyte detected in the associated method blank
- > Greater than Result value
- E Estimated (value above quantitation range)
- S Spike Recovery outside limits due to matrix
- Narr See case narrative
- NC Not confirmed
- < Less than Result value
- J Estimated value detected below Reporting Limit

Analytical Environmental Services, Inc **Date:** 27-Aug-15

Client:	Environmental Planning Specialists, Inc.	**Client Sample ID:**	15229-SB-14-2
Lab Order	1508H20	**Tag Number:**	
Project Name:	PPC	**Collection Date:**	8/17/2015 4:07:00 PM
Lab ID:	1508H20-022A	**Matrix:**	Soil

Analyses	Result	Reporting Limit	Qual	Units	BatchID	Dilution Factor	Date Analyzed	Analyst
TCL VOLATILE ORGANICS SW8260B				**(SW5035)**				
o-Xylene	BRL	4.1		ug/Kg-dry	211881	1	08/22/2015 23:38	CG
Styrene	BRL	4.1		ug/Kg-dry	211881	1	08/22/2015 23:38	CG
Tetrachloroethene	BRL	4.1		ug/Kg-dry	211881	1	08/22/2015 23:38	CG
Toluene	BRL	4.1		ug/Kg-dry	211881	1	08/22/2015 23:38	CG
trans-1,2-Dichloroethene	BRL	4.1		ug/Kg-dry	211881	1	08/22/2015 23:38	CG
trans-1,3-Dichloropropene	BRL	4.1		ug/Kg-dry	211881	1	08/22/2015 23:38	CG
Trichloroethene	BRL	4.1		ug/Kg-dry	211881	1	08/22/2015 23:38	CG
Trichlorofluoromethane	BRL	4.1		ug/Kg-dry	211881	1	08/22/2015 23:38	CG
Vinyl chloride	BRL	8.2		ug/Kg-dry	211881	1	08/22/2015 23:38	CG
Surr: 4-Bromofluorobenzene	85.4	70-128		%REC	211881	1	08/22/2015 23:38	CG
Surr: Dibromofluoromethane	96.8	78.2-128		%REC	211881	1	08/22/2015 23:38	CG
Surr: Toluene-d8	98.2	76.5-116		%REC	211881	1	08/22/2015 23:38	CG

Qualifiers:

- * Value exceeds maximum contaminant level
- BRL Below reporting limit
- H Holding times for preparation or analysis exceeded
- N Analyte not NELAC certified
- B Analyte detected in the associated method blank
- > Greater than Result value
- E Estimated (value above quantitation range)
- S Spike Recovery outside limits due to matrix
- Narr See case narrative
- NC Not confirmed
- < Less than Result value
- J Estimated value detected below Reporting Limit

Analytical Environmental Services, Inc **Date:** 27-Aug-15

Client:	Environmental Planning Specialists, Inc.	**Client Sample ID:**	15229-SB-14-2
Lab Order	1508H20	**Tag Number:**	
Project Name:	PPC	**Collection Date:**	8/17/2015 4:07:00 PM
Lab ID:	1508H20-022B	**Matrix:**	Soil

Analyses	Result	Reporting Limit	Qual	Units	BatchID	Dilution Factor	Date Analyzed	Analyst
PERCENT MOISTURE D2216								
Percent Moisture	13.5	0		wt%	R298772	1	08/26/2015 11:00	PF

Qualifiers:

- * Value exceeds maximum contaminant level
- BRL Below reporting limit
- H Holding times for preparation or analysis exceeded
- N Analyte not NELAC certified
- B Analyte detected in the associated method blank
- > Greater than Result value
- E Estimated (value above quantitation range)
- S Spike Recovery outside limits due to matrix
- Narr See case narrative
- NC Not confirmed
- < Less than Result value
- J Estimated value detected below Reporting Limit

Analytical Environmental Services, Inc **Date:** 27-Aug-15

Client:	Environmental Planning Specialists, Inc.	**Client Sample ID:**	15229-SB-13-2
Lab Order	1508H20	**Tag Number:**	
Project Name:	PPC	**Collection Date:**	8/17/2015 4:38:00 PM
Lab ID:	1508H20-023A	**Matrix:**	Soil

Analyses	Result	Reporting Limit	Qual	Units	BatchID	Dilution Factor	Date Analyzed	Analyst
TCL VOLATILE ORGANICS SW8260B				**(SW5035)**				
1,1,1-Trichloroethane	BRL	3.2		ug/Kg-dry	211881	1	08/23/2015 00:02	CG
1,1,2,2-Tetrachloroethane	BRL	3.2		ug/Kg-dry	211881	1	08/23/2015 00:02	CG
1,1,2-Trichloroethane	BRL	3.2		ug/Kg-dry	211881	1	08/23/2015 00:02	CG
1,1-Dichloroethane	BRL	3.2		ug/Kg-dry	211881	1	08/23/2015 00:02	CG
1,1-Dichloroethene	BRL	3.2		ug/Kg-dry	211881	1	08/23/2015 00:02	CG
1,2,4-Trichlorobenzene	BRL	3.2		ug/Kg-dry	211881	1	08/23/2015 00:02	CG
1,2-Dibromo-3-chloropropane	BRL	3.2		ug/Kg-dry	211881	1	08/23/2015 00:02	CG
1,2-Dibromoethane	BRL	3.2		ug/Kg-dry	211881	1	08/23/2015 00:02	CG
1,2-Dichlorobenzene	BRL	3.2		ug/Kg-dry	211881	1	08/23/2015 00:02	CG
1,2-Dichloroethane	BRL	3.2		ug/Kg-dry	211881	1	08/23/2015 00:02	CG
1,2-Dichloropropane	BRL	3.2		ug/Kg-dry	211881	1	08/23/2015 00:02	CG
1,3-Dichlorobenzene	BRL	3.2		ug/Kg-dry	211881	1	08/23/2015 00:02	CG
1,4-Dichlorobenzene	BRL	3.2		ug/Kg-dry	211881	1	08/23/2015 00:02	CG
2-Butanone	BRL	32		ug/Kg-dry	211881	1	08/23/2015 00:02	CG
2-Hexanone	BRL	6.4		ug/Kg-dry	211881	1	08/23/2015 00:02	CG
4-Methyl-2-pentanone	BRL	6.4		ug/Kg-dry	211881	1	08/23/2015 00:02	CG
Acetone	BRL	64		ug/Kg-dry	211881	1	08/23/2015 00:02	CG
Benzene	BRL	3.2		ug/Kg-dry	211881	1	08/23/2015 00:02	CG
Bromodichloromethane	BRL	3.2		ug/Kg-dry	211881	1	08/23/2015 00:02	CG
Bromoform	BRL	3.2		ug/Kg-dry	211881	1	08/23/2015 00:02	CG
Bromomethane	BRL	3.2		ug/Kg-dry	211881	1	08/23/2015 00:02	CG
Carbon disulfide	BRL	6.4		ug/Kg-dry	211881	1	08/23/2015 00:02	CG
Carbon tetrachloride	BRL	3.2		ug/Kg-dry	211881	1	08/23/2015 00:02	CG
Chlorobenzene	BRL	3.2		ug/Kg-dry	211881	1	08/23/2015 00:02	CG
Chloroethane	BRL	6.4		ug/Kg-dry	211881	1	08/23/2015 00:02	CG
Chloroform	BRL	3.2		ug/Kg-dry	211881	1	08/23/2015 00:02	CG
Chloromethane	BRL	6.4		ug/Kg-dry	211881	1	08/23/2015 00:02	CG
cis-1,2-Dichloroethene	BRL	3.2		ug/Kg-dry	211881	1	08/23/2015 00:02	CG
cis-1,3-Dichloropropene	BRL	3.2		ug/Kg-dry	211881	1	08/23/2015 00:02	CG
Cyclohexane	BRL	3.2		ug/Kg-dry	211881	1	08/23/2015 00:02	CG
Dibromochloromethane	BRL	3.2		ug/Kg-dry	211881	1	08/23/2015 00:02	CG
Dichlorodifluoromethane	BRL	6.4		ug/Kg-dry	211881	1	08/23/2015 00:02	CG
Ethylbenzene	BRL	3.2		ug/Kg-dry	211881	1	08/23/2015 00:02	CG
Freon-113	BRL	6.4		ug/Kg-dry	211881	1	08/23/2015 00:02	CG
Isopropylbenzene	BRL	3.2		ug/Kg-dry	211881	1	08/23/2015 00:02	CG
m,p-Xylene	BRL	3.2		ug/Kg-dry	211881	1	08/23/2015 00:02	CG
Methyl acetate	BRL	3.2		ug/Kg-dry	211881	1	08/23/2015 00:02	CG
Methyl tert-butyl ether	BRL	3.2		ug/Kg-dry	211881	1	08/23/2015 00:02	CG
Methylcyclohexane	BRL	3.2		ug/Kg-dry	211881	1	08/23/2015 00:02	CG
Methylene chloride	BRL	13		ug/Kg-dry	211881	1	08/23/2015 00:02	CG

Qualifiers:

- * Value exceeds maximum contaminant level
- BRL Below reporting limit
- H Holding times for preparation or analysis exceeded
- N Analyte not NELAC certified
- B Analyte detected in the associated method blank
- > Greater than Result value
- E Estimated (value above quantitation range)
- S Spike Recovery outside limits due to matrix
- Narr See case narrative
- NC Not confirmed
- < Less than Result value
- J Estimated value detected below Reporting Limit

Analytical Environmental Services, Inc **Date:** 27-Aug-15

Client:	Environmental Planning Specialists, Inc.	**Client Sample ID:**	15229-SB-13-2
Lab Order	1508H20	**Tag Number:**	
Project Name:	PPC	**Collection Date:**	8/17/2015 4:38:00 PM
Lab ID:	1508H20-023A	**Matrix:**	Soil

Analyses	Result	Reporting Limit	Qual	Units	BatchID	Dilution Factor	Date Analyzed	Analyst
TCL VOLATILE ORGANICS SW8260B				**(SW5035)**				
o-Xylene	BRL	3.2		ug/Kg-dry	211881	1	08/23/2015 00:02	CG
Styrene	BRL	3.2		ug/Kg-dry	211881	1	08/23/2015 00:02	CG
Tetrachloroethene	BRL	3.2		ug/Kg-dry	211881	1	08/23/2015 00:02	CG
Toluene	BRL	3.2		ug/Kg-dry	211881	1	08/23/2015 00:02	CG
trans-1,2-Dichloroethene	BRL	3.2		ug/Kg-dry	211881	1	08/23/2015 00:02	CG
trans-1,3-Dichloropropene	BRL	3.2		ug/Kg-dry	211881	1	08/23/2015 00:02	CG
Trichloroethene	BRL	3.2		ug/Kg-dry	211881	1	08/23/2015 00:02	CG
Trichlorofluoromethane	BRL	3.2		ug/Kg-dry	211881	1	08/23/2015 00:02	CG
Vinyl chloride	BRL	6.4		ug/Kg-dry	211881	1	08/23/2015 00:02	CG
Surr: 4-Bromofluorobenzene	84	70-128		%REC	211881	1	08/23/2015 00:02	CG
Surr: Dibromofluoromethane	95	78.2-128		%REC	211881	1	08/23/2015 00:02	CG
Surr: Toluene-d8	98.4	76.5-116		%REC	211881	1	08/23/2015 00:02	CG

Qualifiers:

- * Value exceeds maximum contaminant level
- BRL Below reporting limit
- H Holding times for preparation or analysis exceeded
- N Analyte not NELAC certified
- B Analyte detected in the associated method blank
- > Greater than Result value
- E Estimated (value above quantitation range)
- S Spike Recovery outside limits due to matrix
- Narr See case narrative
- NC Not confirmed
- < Less than Result value
- J Estimated value detected below Reporting Limit

Analytical Environmental Services, Inc **Date:** 27-Aug-15

Client:	Environmental Planning Specialists, Inc.	**Client Sample ID:**	15229-SB-13-2
Lab Order	1508H20	**Tag Number:**	
Project Name:	PPC	**Collection Date:**	8/17/2015 4:38:00 PM
Lab ID:	1508H20-023B	**Matrix:**	Soil

Analyses	Result	Reporting Limit	Qual	Units	BatchID	Dilution Factor	Date Analyzed	Analyst
PERCENT MOISTURE D2216								
Percent Moisture	17.6	0		wt%	R298772	1	08/26/2015 11:00	PF

Qualifiers:

- * Value exceeds maximum contaminant level
- BRL Below reporting limit
- H Holding times for preparation or analysis exceeded
- N Analyte not NELAC certified
- B Analyte detected in the associated method blank
- > Greater than Result value
- E Estimated (value above quantitation range)
- S Spike Recovery outside limits due to matrix
- Narr See case narrative
- NC Not confirmed
- < Less than Result value
- J Estimated value detected below Reporting Limit

Analytical Environmental Services, Inc **Date:** 27-Aug-15

Client:	Environmental Planning Specialists, Inc.	**Client Sample ID:**	15229-SB-20-2
Lab Order	1508H20	**Tag Number:**	
Project Name:	PPC	**Collection Date:**	8/17/2015 5:53:00 PM
Lab ID:	1508H20-024A	**Matrix:**	Soil

Analyses	Result	Reporting Limit	Qual	Units	BatchID	Dilution Factor	Date Analyzed	Analyst
TCL VOLATILE ORGANICS SW8260B				**(SW5035)**				
1,1,1-Trichloroethane	BRL	2.1		ug/Kg-dry	211881	1	08/23/2015 00:26	CG
1,1,2,2-Tetrachloroethane	BRL	2.1		ug/Kg-dry	211881	1	08/23/2015 00:26	CG
1,1,2-Trichloroethane	BRL	2.1		ug/Kg-dry	211881	1	08/23/2015 00:26	CG
1,1-Dichloroethane	BRL	2.1		ug/Kg-dry	211881	1	08/23/2015 00:26	CG
1,1-Dichloroethene	BRL	2.1		ug/Kg-dry	211881	1	08/23/2015 00:26	CG
1,2,4-Trichlorobenzene	BRL	2.1		ug/Kg-dry	211881	1	08/23/2015 00:26	CG
1,2-Dibromo-3-chloropropane	BRL	2.1		ug/Kg-dry	211881	1	08/23/2015 00:26	CG
1,2-Dibromoethane	BRL	2.1		ug/Kg-dry	211881	1	08/23/2015 00:26	CG
1,2-Dichlorobenzene	BRL	2.1		ug/Kg-dry	211881	1	08/23/2015 00:26	CG
1,2-Dichloroethane	BRL	2.1		ug/Kg-dry	211881	1	08/23/2015 00:26	CG
1,2-Dichloropropane	BRL	2.1		ug/Kg-dry	211881	1	08/23/2015 00:26	CG
1,3-Dichlorobenzene	BRL	2.1		ug/Kg-dry	211881	1	08/23/2015 00:26	CG
1,4-Dichlorobenzene	BRL	2.1		ug/Kg-dry	211881	1	08/23/2015 00:26	CG
2-Butanone	80	21		ug/Kg-dry	211881	1	08/23/2015 00:26	CG
2-Hexanone	12	4.3		ug/Kg-dry	211881	1	08/23/2015 00:26	CG
4-Methyl-2-pentanone	20	4.3		ug/Kg-dry	211881	1	08/23/2015 00:26	CG
Acetone	350	43	E	ug/Kg-dry	211881	1	08/23/2015 00:26	CG
Benzene	BRL	2.1		ug/Kg-dry	211881	1	08/23/2015 00:26	CG
Bromodichloromethane	BRL	2.1		ug/Kg-dry	211881	1	08/23/2015 00:26	CG
Bromoform	BRL	2.1		ug/Kg-dry	211881	1	08/23/2015 00:26	CG
Bromomethane	BRL	2.1		ug/Kg-dry	211881	1	08/23/2015 00:26	CG
Carbon disulfide	BRL	4.3		ug/Kg-dry	211881	1	08/23/2015 00:26	CG
Carbon tetrachloride	BRL	2.1		ug/Kg-dry	211881	1	08/23/2015 00:26	CG
Chlorobenzene	BRL	2.1		ug/Kg-dry	211881	1	08/23/2015 00:26	CG
Chloroethane	BRL	4.3		ug/Kg-dry	211881	1	08/23/2015 00:26	CG
Chloroform	BRL	2.1		ug/Kg-dry	211881	1	08/23/2015 00:26	CG
Chloromethane	BRL	4.3		ug/Kg-dry	211881	1	08/23/2015 00:26	CG
cis-1,2-Dichloroethene	BRL	2.1		ug/Kg-dry	211881	1	08/23/2015 00:26	CG
cis-1,3-Dichloropropene	BRL	2.1		ug/Kg-dry	211881	1	08/23/2015 00:26	CG
Cyclohexane	BRL	2.1		ug/Kg-dry	211881	1	08/23/2015 00:26	CG
Dibromochloromethane	BRL	2.1		ug/Kg-dry	211881	1	08/23/2015 00:26	CG
Dichlorodifluoromethane	BRL	4.3		ug/Kg-dry	211881	1	08/23/2015 00:26	CG
Ethylbenzene	BRL	2.1		ug/Kg-dry	211881	1	08/23/2015 00:26	CG
Freon-113	BRL	4.3		ug/Kg-dry	211881	1	08/23/2015 00:26	CG
Isopropylbenzene	BRL	2.1		ug/Kg-dry	211881	1	08/23/2015 00:26	CG
m,p-Xylene	BRL	2.1		ug/Kg-dry	211881	1	08/23/2015 00:26	CG
Methyl acetate	BRL	2.1		ug/Kg-dry	211881	1	08/23/2015 00:26	CG
Methyl tert-butyl ether	BRL	2.1		ug/Kg-dry	211881	1	08/23/2015 00:26	CG
Methylcyclohexane	BRL	2.1		ug/Kg-dry	211881	1	08/23/2015 00:26	CG
Methylene chloride	BRL	8.6		ug/Kg-dry	211881	1	08/23/2015 00:26	CG

Qualifiers:

- * Value exceeds maximum contaminant level
- BRL Below reporting limit
- H Holding times for preparation or analysis exceeded
- N Analyte not NELAC certified
- B Analyte detected in the associated method blank
- > Greater than Result value
- E Estimated (value above quantitation range)
- S Spike Recovery outside limits due to matrix
- Narr See case narrative
- NC Not confirmed
- < Less than Result value
- J Estimated value detected below Reporting Limit

Analytical Environmental Services, Inc **Date:** 27-Aug-15

Client:	Environmental Planning Specialists, Inc.	**Client Sample ID:**	15229-SB-20-2
Lab Order	1508H20	**Tag Number:**	
Project Name:	PPC	**Collection Date:**	8/17/2015 5:53:00 PM
Lab ID:	1508H20-024A	**Matrix:**	Soil

Analyses	Result	Reporting Limit	Qual	Units	BatchID	Dilution Factor	Date Analyzed	Analyst
TCL VOLATILE ORGANICS SW8260B				**(SW5035)**				
o-Xylene	BRL	2.1		ug/Kg-dry	211881	1	08/23/2015 00:26	CG
Styrene	BRL	2.1		ug/Kg-dry	211881	1	08/23/2015 00:26	CG
Tetrachloroethene	BRL	2.1		ug/Kg-dry	211881	1	08/23/2015 00:26	CG
Toluene	3.8	2.1		ug/Kg-dry	211881	1	08/23/2015 00:26	CG
trans-1,2-Dichloroethene	BRL	2.1		ug/Kg-dry	211881	1	08/23/2015 00:26	CG
trans-1,3-Dichloropropene	BRL	2.1		ug/Kg-dry	211881	1	08/23/2015 00:26	CG
Trichloroethene	BRL	2.1		ug/Kg-dry	211881	1	08/23/2015 00:26	CG
Trichlorofluoromethane	BRL	2.1		ug/Kg-dry	211881	1	08/23/2015 00:26	CG
Vinyl chloride	BRL	4.3		ug/Kg-dry	211881	1	08/23/2015 00:26	CG
Surr: 4-Bromofluorobenzene	90.9	70-128		%REC	211881	1	08/23/2015 00:26	CG
Surr: Dibromofluoromethane	96.3	78.2-128		%REC	211881	1	08/23/2015 00:26	CG
Surr: Toluene-d8	102	76.5-116		%REC	211881	1	08/23/2015 00:26	CG

Qualifiers:

- * Value exceeds maximum contaminant level
- BRL Below reporting limit
- H Holding times for preparation or analysis exceeded
- N Analyte not NELAC certified
- B Analyte detected in the associated method blank
- > Greater than Result value
- E Estimated (value above quantitation range)
- S Spike Recovery outside limits due to matrix
- Narr See case narrative
- NC Not confirmed
- < Less than Result value
- J Estimated value detected below Reporting Limit

Analytical Environmental Services, Inc **Date:** 27-Aug-15

Client:	Environmental Planning Specialists, Inc.	**Client Sample ID:**	15229-SB-20-2
Lab Order	1508H20	**Tag Number:**	
Project Name:	PPC	**Collection Date:**	8/17/2015 5:53:00 PM
Lab ID:	1508H20-024B	**Matrix:**	Soil

Analyses	Result	Reporting Limit	Qual	Units	BatchID	Dilution Factor	Date Analyzed	Analyst
PERCENT MOISTURE D2216								
Percent Moisture	20.7	0		wt%	R298772	1	08/26/2015 11:00	PF

Qualifiers:

*	Value exceeds maximum contaminant level	E	Estimated (value above quantitation range)
BRL	Below reporting limit	S	Spike Recovery outside limits due to matrix
H	Holding times for preparation or analysis exceeded	Narr	See case narrative
N	Analyte not NELAC certified	NC	Not confirmed
B	Analyte detected in the associated method blank	<	Less than Result value
>	Greater than Result value	J	Estimated value detected below Reporting Limit

Analytical Environmental Services, Inc **Date:** 27-Aug-15

Client:	Environmental Planning Specialists, Inc.	**Client Sample ID:**	15230-SB-15-2
Lab Order	1508H20	**Tag Number:**	
Project Name:	PPC	**Collection Date:**	8/18/2015 2:14:00 PM
Lab ID:	1508H20-025A	**Matrix:**	Soil

Analyses	Result	Reporting Limit	Qual	Units	BatchID	Dilution Factor	Date Analyzed	Analyst
TCL VOLATILE ORGANICS SW8260B				**(SW5035)**				
1,1,1-Trichloroethane	BRL	3.8		ug/Kg-dry	211881	1	08/23/2015 00:50	CG
1,1,2,2-Tetrachloroethane	BRL	3.8		ug/Kg-dry	211881	1	08/23/2015 00:50	CG
1,1,2-Trichloroethane	BRL	3.8		ug/Kg-dry	211881	1	08/23/2015 00:50	CG
1,1-Dichloroethane	BRL	3.8		ug/Kg-dry	211881	1	08/23/2015 00:50	CG
1,1-Dichloroethene	BRL	3.8		ug/Kg-dry	211881	1	08/23/2015 00:50	CG
1,2,4-Trichlorobenzene	BRL	3.8		ug/Kg-dry	211881	1	08/23/2015 00:50	CG
1,2-Dibromo-3-chloropropane	BRL	3.8		ug/Kg-dry	211881	1	08/23/2015 00:50	CG
1,2-Dibromoethane	BRL	3.8		ug/Kg-dry	211881	1	08/23/2015 00:50	CG
1,2-Dichlorobenzene	BRL	3.8		ug/Kg-dry	211881	1	08/23/2015 00:50	CG
1,2-Dichloroethane	BRL	3.8		ug/Kg-dry	211881	1	08/23/2015 00:50	CG
1,2-Dichloropropane	BRL	3.8		ug/Kg-dry	211881	1	08/23/2015 00:50	CG
1,3-Dichlorobenzene	BRL	3.8		ug/Kg-dry	211881	1	08/23/2015 00:50	CG
1,4-Dichlorobenzene	BRL	3.8		ug/Kg-dry	211881	1	08/23/2015 00:50	CG
2-Butanone	BRL	38		ug/Kg-dry	211881	1	08/23/2015 00:50	CG
2-Hexanone	BRL	7.6		ug/Kg-dry	211881	1	08/23/2015 00:50	CG
4-Methyl-2-pentanone	BRL	7.6		ug/Kg-dry	211881	1	08/23/2015 00:50	CG
Acetone	BRL	76		ug/Kg-dry	211881	1	08/23/2015 00:50	CG
Benzene	BRL	3.8		ug/Kg-dry	211881	1	08/23/2015 00:50	CG
Bromodichloromethane	BRL	3.8		ug/Kg-dry	211881	1	08/23/2015 00:50	CG
Bromoform	BRL	3.8		ug/Kg-dry	211881	1	08/23/2015 00:50	CG
Bromomethane	BRL	3.8		ug/Kg-dry	211881	1	08/23/2015 00:50	CG
Carbon disulfide	BRL	7.6		ug/Kg-dry	211881	1	08/23/2015 00:50	CG
Carbon tetrachloride	BRL	3.8		ug/Kg-dry	211881	1	08/23/2015 00:50	CG
Chlorobenzene	BRL	3.8		ug/Kg-dry	211881	1	08/23/2015 00:50	CG
Chloroethane	BRL	7.6		ug/Kg-dry	211881	1	08/23/2015 00:50	CG
Chloroform	BRL	3.8		ug/Kg-dry	211881	1	08/23/2015 00:50	CG
Chloromethane	BRL	7.6		ug/Kg-dry	211881	1	08/23/2015 00:50	CG
cis-1,2-Dichloroethene	BRL	3.8		ug/Kg-dry	211881	1	08/23/2015 00:50	CG
cis-1,3-Dichloropropene	BRL	3.8		ug/Kg-dry	211881	1	08/23/2015 00:50	CG
Cyclohexane	BRL	3.8		ug/Kg-dry	211881	1	08/23/2015 00:50	CG
Dibromochloromethane	BRL	3.8		ug/Kg-dry	211881	1	08/23/2015 00:50	CG
Dichlorodifluoromethane	BRL	7.6		ug/Kg-dry	211881	1	08/23/2015 00:50	CG
Ethylbenzene	BRL	3.8		ug/Kg-dry	211881	1	08/23/2015 00:50	CG
Freon-113	BRL	7.6		ug/Kg-dry	211881	1	08/23/2015 00:50	CG
Isopropylbenzene	BRL	3.8		ug/Kg-dry	211881	1	08/23/2015 00:50	CG
m,p-Xylene	BRL	3.8		ug/Kg-dry	211881	1	08/23/2015 00:50	CG
Methyl acetate	BRL	3.8		ug/Kg-dry	211881	1	08/23/2015 00:50	CG
Methyl tert-butyl ether	BRL	3.8		ug/Kg-dry	211881	1	08/23/2015 00:50	CG
Methylcyclohexane	BRL	3.8		ug/Kg-dry	211881	1	08/23/2015 00:50	CG
Methylene chloride	BRL	15		ug/Kg-dry	211881	1	08/23/2015 00:50	CG

Qualifiers:

- * Value exceeds maximum contaminant level
- BRL Below reporting limit
- H Holding times for preparation or analysis exceeded
- N Analyte not NELAC certified
- B Analyte detected in the associated method blank
- > Greater than Result value
- E Estimated (value above quantitation range)
- S Spike Recovery outside limits due to matrix
- Narr See case narrative
- NC Not confirmed
- < Less than Result value
- J Estimated value detected below Reporting Limit

Analytical Environmental Services, Inc **Date:** 27-Aug-15

Client:	Environmental Planning Specialists, Inc.	**Client Sample ID:**	15230-SB-15-2
Lab Order	1508H20	**Tag Number:**	
Project Name:	PPC	**Collection Date:**	8/18/2015 2:14:00 PM
Lab ID:	1508H20-025A	**Matrix:**	Soil

Analyses	Result	Reporting Limit	Qual	Units	BatchID	Dilution Factor	Date Analyzed	Analyst
TCL VOLATILE ORGANICS SW8260B				**(SW5035)**				
o-Xylene	BRL	3.8		ug/Kg-dry	211881	1	08/23/2015 00:50	CG
Styrene	BRL	3.8		ug/Kg-dry	211881	1	08/23/2015 00:50	CG
Tetrachloroethene	BRL	3.8		ug/Kg-dry	211881	1	08/23/2015 00:50	CG
Toluene	BRL	3.8		ug/Kg-dry	211881	1	08/23/2015 00:50	CG
trans-1,2-Dichloroethene	BRL	3.8		ug/Kg-dry	211881	1	08/23/2015 00:50	CG
trans-1,3-Dichloropropene	BRL	3.8		ug/Kg-dry	211881	1	08/23/2015 00:50	CG
Trichloroethene	BRL	3.8		ug/Kg-dry	211881	1	08/23/2015 00:50	CG
Trichlorofluoromethane	BRL	3.8		ug/Kg-dry	211881	1	08/23/2015 00:50	CG
Vinyl chloride	BRL	7.6		ug/Kg-dry	211881	1	08/23/2015 00:50	CG
Surr: 4-Bromofluorobenzene	87.3	70-128		%REC	211881	1	08/23/2015 00:50	CG
Surr: Dibromofluoromethane	94.8	78.2-128		%REC	211881	1	08/23/2015 00:50	CG
Surr: Toluene-d8	98.8	76.5-116		%REC	211881	1	08/23/2015 00:50	CG

Qualifiers:

- * Value exceeds maximum contaminant level
- BRL Below reporting limit
- H Holding times for preparation or analysis exceeded
- N Analyte not NELAC certified
- B Analyte detected in the associated method blank
- > Greater than Result value
- E Estimated (value above quantitation range)
- S Spike Recovery outside limits due to matrix
- Narr See case narrative
- NC Not confirmed
- < Less than Result value
- J Estimated value detected below Reporting Limit

Analytical Environmental Services, Inc **Date:** 27-Aug-15

Client:	Environmental Planning Specialists, Inc.	**Client Sample ID:**	15230-SB-15-2
Lab Order	1508H20	**Tag Number:**	
Project Name:	PPC	**Collection Date:**	8/18/2015 2:14:00 PM
Lab ID:	1508H20-025B	**Matrix:**	Soil

Analyses	Result	Reporting Limit	Qual	Units	BatchID	Dilution Factor	Date Analyzed	Analyst
PERCENT MOISTURE D2216								
Percent Moisture	17.8	0		wt%	R298772	1	08/26/2015 11:00	PF

Qualifiers:

*	Value exceeds maximum contaminant level	E	Estimated (value above quantitation range)
BRL	Below reporting limit	S	Spike Recovery outside limits due to matrix
H	Holding times for preparation or analysis exceeded	Narr	See case narrative
N	Analyte not NELAC certified	NC	Not confirmed
B	Analyte detected in the associated method blank	<	Less than Result value
>	Greater than Result value	J	Estimated value detected below Reporting Limit

Analytical Environmental Services, Inc

Date: 27-Aug-15

Client:	Environmental Planning Specialists, Inc.	**Client Sample ID:**	15230-SB-16-2
Lab Order	1508H20	**Tag Number:**	
Project Name:	PPC	**Collection Date:**	8/18/2015 2:31:00 PM
Lab ID:	1508H20-026A	**Matrix:**	Soil

Analyses	Result	Reporting Limit	Qual	Units	BatchID	Dilution Factor	Date Analyzed	Analyst
TCL VOLATILE ORGANICS SW8260B				**(SW5035)**				
1,1,1-Trichloroethane	BRL	2.1		ug/Kg-dry	211881	1	08/24/2015 15:53	CG
1,1,2,2-Tetrachloroethane	BRL	2.1		ug/Kg-dry	211881	1	08/24/2015 15:53	CG
1,1,2-Trichloroethane	BRL	2.1		ug/Kg-dry	211881	1	08/24/2015 15:53	CG
1,1-Dichloroethane	BRL	2.1		ug/Kg-dry	211881	1	08/24/2015 15:53	CG
1,1-Dichloroethene	BRL	2.1		ug/Kg-dry	211881	1	08/24/2015 15:53	CG
1,2,4-Trichlorobenzene	BRL	2.1		ug/Kg-dry	211881	1	08/24/2015 15:53	CG
1,2-Dibromo-3-chloropropane	BRL	2.1		ug/Kg-dry	211881	1	08/24/2015 15:53	CG
1,2-Dibromoethane	BRL	2.1		ug/Kg-dry	211881	1	08/24/2015 15:53	CG
1,2-Dichlorobenzene	BRL	2.1		ug/Kg-dry	211881	1	08/24/2015 15:53	CG
1,2-Dichloroethane	BRL	2.1		ug/Kg-dry	211881	1	08/24/2015 15:53	CG
1,2-Dichloropropane	BRL	2.1		ug/Kg-dry	211881	1	08/24/2015 15:53	CG
1,3-Dichlorobenzene	BRL	2.1		ug/Kg-dry	211881	1	08/24/2015 15:53	CG
1,4-Dichlorobenzene	BRL	2.1		ug/Kg-dry	211881	1	08/24/2015 15:53	CG
2-Butanone	BRL	21		ug/Kg-dry	211881	1	08/24/2015 15:53	CG
2-Hexanone	BRL	4.2		ug/Kg-dry	211881	1	08/24/2015 15:53	CG
4-Methyl-2-pentanone	BRL	4.2		ug/Kg-dry	211881	1	08/24/2015 15:53	CG
Acetone	BRL	42		ug/Kg-dry	211881	1	08/24/2015 15:53	CG
Benzene	BRL	2.1		ug/Kg-dry	211881	1	08/24/2015 15:53	CG
Bromodichloromethane	BRL	2.1		ug/Kg-dry	211881	1	08/24/2015 15:53	CG
Bromoform	BRL	2.1		ug/Kg-dry	211881	1	08/24/2015 15:53	CG
Bromomethane	BRL	2.1		ug/Kg-dry	211881	1	08/24/2015 15:53	CG
Carbon disulfide	BRL	4.2		ug/Kg-dry	211881	1	08/24/2015 15:53	CG
Carbon tetrachloride	BRL	2.1		ug/Kg-dry	211881	1	08/24/2015 15:53	CG
Chlorobenzene	BRL	2.1		ug/Kg-dry	211881	1	08/24/2015 15:53	CG
Chloroethane	BRL	4.2		ug/Kg-dry	211881	1	08/24/2015 15:53	CG
Chloroform	BRL	2.1		ug/Kg-dry	211881	1	08/24/2015 15:53	CG
Chloromethane	BRL	4.2		ug/Kg-dry	211881	1	08/24/2015 15:53	CG
cis-1,2-Dichloroethene	BRL	2.1		ug/Kg-dry	211881	1	08/24/2015 15:53	CG
cis-1,3-Dichloropropene	BRL	2.1		ug/Kg-dry	211881	1	08/24/2015 15:53	CG
Cyclohexane	BRL	2.1		ug/Kg-dry	211881	1	08/24/2015 15:53	CG
Dibromochloromethane	BRL	2.1		ug/Kg-dry	211881	1	08/24/2015 15:53	CG
Dichlorodifluoromethane	BRL	4.2		ug/Kg-dry	211881	1	08/24/2015 15:53	CG
Ethylbenzene	BRL	2.1		ug/Kg-dry	211881	1	08/24/2015 15:53	CG
Freon-113	BRL	4.2		ug/Kg-dry	211881	1	08/24/2015 15:53	CG
Isopropylbenzene	BRL	2.1		ug/Kg-dry	211881	1	08/24/2015 15:53	CG
m,p-Xylene	BRL	2.1		ug/Kg-dry	211881	1	08/24/2015 15:53	CG
Methyl acetate	BRL	2.1		ug/Kg-dry	211881	1	08/24/2015 15:53	CG
Methyl tert-butyl ether	BRL	2.1		ug/Kg-dry	211881	1	08/24/2015 15:53	CG
Methylcyclohexane	BRL	2.1		ug/Kg-dry	211881	1	08/24/2015 15:53	CG
Methylene chloride	BRL	8.4		ug/Kg-dry	211881	1	08/24/2015 15:53	CG

Qualifiers:

- * Value exceeds maximum contaminant level
- BRL Below reporting limit
- H Holding times for preparation or analysis exceeded
- N Analyte not NELAC certified
- B Analyte detected in the associated method blank
- > Greater than Result value
- E Estimated (value above quantitation range)
- S Spike Recovery outside limits due to matrix
- Narr See case narrative
- NC Not confirmed
- < Less than Result value
- J Estimated value detected below Reporting Limit

Analytical Environmental Services, Inc **Date:** 27-Aug-15

Client:	Environmental Planning Specialists, Inc.	**Client Sample ID:**	15230-SB-16-2
Lab Order	1508H20	**Tag Number:**	
Project Name:	PPC	**Collection Date:**	8/18/2015 2:31:00 PM
Lab ID:	1508H20-026A	**Matrix:**	Soil

Analyses	Result	Reporting Limit	Qual	Units	BatchID	Dilution Factor	Date Analyzed	Analyst
TCL VOLATILE ORGANICS SW8260B				**(SW5035)**				
o-Xylene	BRL	2.1		ug/Kg-dry	211881	1	08/24/2015 15:53	CG
Styrene	BRL	2.1		ug/Kg-dry	211881	1	08/24/2015 15:53	CG
Tetrachloroethene	BRL	2.1		ug/Kg-dry	211881	1	08/24/2015 15:53	CG
Toluene	BRL	2.1		ug/Kg-dry	211881	1	08/24/2015 15:53	CG
trans-1,2-Dichloroethene	BRL	2.1		ug/Kg-dry	211881	1	08/24/2015 15:53	CG
trans-1,3-Dichloropropene	BRL	2.1		ug/Kg-dry	211881	1	08/24/2015 15:53	CG
Trichloroethene	BRL	2.1		ug/Kg-dry	211881	1	08/24/2015 15:53	CG
Trichlorofluoromethane	BRL	2.1		ug/Kg-dry	211881	1	08/24/2015 15:53	CG
Vinyl chloride	BRL	4.2		ug/Kg-dry	211881	1	08/24/2015 15:53	CG
Surr: 4-Bromofluorobenzene	84.6	70-128		%REC	211881	1	08/24/2015 15:53	CG
Surr: Dibromofluoromethane	95.3	78.2-128		%REC	211881	1	08/24/2015 15:53	CG
Surr: Toluene-d8	98.8	76.5-116		%REC	211881	1	08/24/2015 15:53	CG

Qualifiers:

- * Value exceeds maximum contaminant level
- BRL Below reporting limit
- H Holding times for preparation or analysis exceeded
- N Analyte not NELAC certified
- B Analyte detected in the associated method blank
- > Greater than Result value
- E Estimated (value above quantitation range)
- S Spike Recovery outside limits due to matrix
- Narr See case narrative
- NC Not confirmed
- < Less than Result value
- J Estimated value detected below Reporting Limit

Analytical Environmental Services, Inc **Date:** 27-Aug-15

Client:	Environmental Planning Specialists, Inc.	**Client Sample ID:**	15230-SB-16-2
Lab Order	1508H20	**Tag Number:**	
Project Name:	PPC	**Collection Date:**	8/18/2015 2:31:00 PM
Lab ID:	1508H20-026B	**Matrix:**	Soil

Analyses	Result	Reporting Limit	Qual	Units	BatchID	Dilution Factor	Date Analyzed	Analyst
PERCENT MOISTURE D2216								
Percent Moisture	14.4	0		wt%	R298772	1	08/26/2015 11:00	PF

Qualifiers:

- * Value exceeds maximum contaminant level
- BRL Below reporting limit
- H Holding times for preparation or analysis exceeded
- N Analyte not NELAC certified
- B Analyte detected in the associated method blank
- > Greater than Result value
- E Estimated (value above quantitation range)
- S Spike Recovery outside limits due to matrix
- Narr See case narrative
- NC Not confirmed
- < Less than Result value
- J Estimated value detected below Reporting Limit

Analytical Environmental Services, Inc **Date:** 27-Aug-15

Client:	Environmental Planning Specialists, Inc.	**Client Sample ID:**	15230-SB-17-2
Lab Order	1508H20	**Tag Number:**	
Project Name:	PPC	**Collection Date:**	8/18/2015 2:46:00 PM
Lab ID:	1508H20-027A	**Matrix:**	Soil

Analyses	Result	Reporting Limit	Qual	Units	BatchID	Dilution Factor	Date Analyzed	Analyst
TCL VOLATILE ORGANICS SW8260B				**(SW5035)**				
1,1,1-Trichloroethane	BRL	3.0		ug/Kg-dry	211881	1	08/24/2015 16:17	CG
1,1,2,2-Tetrachloroethane	BRL	3.0		ug/Kg-dry	211881	1	08/24/2015 16:17	CG
1,1,2-Trichloroethane	BRL	3.0		ug/Kg-dry	211881	1	08/24/2015 16:17	CG
1,1-Dichloroethane	BRL	3.0		ug/Kg-dry	211881	1	08/24/2015 16:17	CG
1,1-Dichloroethene	BRL	3.0		ug/Kg-dry	211881	1	08/24/2015 16:17	CG
1,2,4-Trichlorobenzene	BRL	3.0		ug/Kg-dry	211881	1	08/24/2015 16:17	CG
1,2-Dibromo-3-chloropropane	BRL	3.0		ug/Kg-dry	211881	1	08/24/2015 16:17	CG
1,2-Dibromoethane	BRL	3.0		ug/Kg-dry	211881	1	08/24/2015 16:17	CG
1,2-Dichlorobenzene	BRL	3.0		ug/Kg-dry	211881	1	08/24/2015 16:17	CG
1,2-Dichloroethane	BRL	3.0		ug/Kg-dry	211881	1	08/24/2015 16:17	CG
1,2-Dichloropropane	BRL	3.0		ug/Kg-dry	211881	1	08/24/2015 16:17	CG
1,3-Dichlorobenzene	BRL	3.0		ug/Kg-dry	211881	1	08/24/2015 16:17	CG
1,4-Dichlorobenzene	BRL	3.0		ug/Kg-dry	211881	1	08/24/2015 16:17	CG
2-Butanone	BRL	30		ug/Kg-dry	211881	1	08/24/2015 16:17	CG
2-Hexanone	BRL	6.1		ug/Kg-dry	211881	1	08/24/2015 16:17	CG
4-Methyl-2-pentanone	BRL	6.1		ug/Kg-dry	211881	1	08/24/2015 16:17	CG
Acetone	BRL	61		ug/Kg-dry	211881	1	08/24/2015 16:17	CG
Benzene	BRL	3.0		ug/Kg-dry	211881	1	08/24/2015 16:17	CG
Bromodichloromethane	BRL	3.0		ug/Kg-dry	211881	1	08/24/2015 16:17	CG
Bromoform	BRL	3.0		ug/Kg-dry	211881	1	08/24/2015 16:17	CG
Bromomethane	BRL	3.0		ug/Kg-dry	211881	1	08/24/2015 16:17	CG
Carbon disulfide	BRL	6.1		ug/Kg-dry	211881	1	08/24/2015 16:17	CG
Carbon tetrachloride	BRL	3.0		ug/Kg-dry	211881	1	08/24/2015 16:17	CG
Chlorobenzene	BRL	3.0		ug/Kg-dry	211881	1	08/24/2015 16:17	CG
Chloroethane	BRL	6.1		ug/Kg-dry	211881	1	08/24/2015 16:17	CG
Chloroform	BRL	3.0		ug/Kg-dry	211881	1	08/24/2015 16:17	CG
Chloromethane	BRL	6.1		ug/Kg-dry	211881	1	08/24/2015 16:17	CG
cis-1,2-Dichloroethene	BRL	3.0		ug/Kg-dry	211881	1	08/24/2015 16:17	CG
cis-1,3-Dichloropropene	BRL	3.0		ug/Kg-dry	211881	1	08/24/2015 16:17	CG
Cyclohexane	BRL	3.0		ug/Kg-dry	211881	1	08/24/2015 16:17	CG
Dibromochloromethane	BRL	3.0		ug/Kg-dry	211881	1	08/24/2015 16:17	CG
Dichlorodifluoromethane	BRL	6.1		ug/Kg-dry	211881	1	08/24/2015 16:17	CG
Ethylbenzene	BRL	3.0		ug/Kg-dry	211881	1	08/24/2015 16:17	CG
Freon-113	BRL	6.1		ug/Kg-dry	211881	1	08/24/2015 16:17	CG
Isopropylbenzene	BRL	3.0		ug/Kg-dry	211881	1	08/24/2015 16:17	CG
m,p-Xylene	BRL	3.0		ug/Kg-dry	211881	1	08/24/2015 16:17	CG
Methyl acetate	BRL	3.0		ug/Kg-dry	211881	1	08/24/2015 16:17	CG
Methyl tert-butyl ether	BRL	3.0		ug/Kg-dry	211881	1	08/24/2015 16:17	CG
Methylcyclohexane	BRL	3.0		ug/Kg-dry	211881	1	08/24/2015 16:17	CG
Methylene chloride	BRL	12		ug/Kg-dry	211881	1	08/24/2015 16:17	CG

Qualifiers:

- * Value exceeds maximum contaminant level
- BRL Below reporting limit
- H Holding times for preparation or analysis exceeded
- N Analyte not NELAC certified
- B Analyte detected in the associated method blank
- > Greater than Result value
- E Estimated (value above quantitation range)
- S Spike Recovery outside limits due to matrix
- Narr See case narrative
- NC Not confirmed
- < Less than Result value
- J Estimated value detected below Reporting Limit

Analytical Environmental Services, Inc **Date:** 27-Aug-15

Client:	Environmental Planning Specialists, Inc.	**Client Sample ID:**	15230-SB-17-2
Lab Order	1508H20	**Tag Number:**	
Project Name:	PPC	**Collection Date:**	8/18/2015 2:46:00 PM
Lab ID:	1508H20-027A	**Matrix:**	Soil

Analyses	Result	Reporting Limit	Qual	Units	BatchID	Dilution Factor	Date Analyzed	Analyst
TCL VOLATILE ORGANICS SW8260B				**(SW5035)**				
o-Xylene	BRL	3.0		ug/Kg-dry	211881	1	08/24/2015 16:17	CG
Styrene	BRL	3.0		ug/Kg-dry	211881	1	08/24/2015 16:17	CG
Tetrachloroethene	BRL	3.0		ug/Kg-dry	211881	1	08/24/2015 16:17	CG
Toluene	BRL	3.0		ug/Kg-dry	211881	1	08/24/2015 16:17	CG
trans-1,2-Dichloroethene	BRL	3.0		ug/Kg-dry	211881	1	08/24/2015 16:17	CG
trans-1,3-Dichloropropene	BRL	3.0		ug/Kg-dry	211881	1	08/24/2015 16:17	CG
Trichloroethene	BRL	3.0		ug/Kg-dry	211881	1	08/24/2015 16:17	CG
Trichlorofluoromethane	BRL	3.0		ug/Kg-dry	211881	1	08/24/2015 16:17	CG
Vinyl chloride	BRL	6.1		ug/Kg-dry	211881	1	08/24/2015 16:17	CG
Surr: 4-Bromofluorobenzene	74.9	70-128		%REC	211881	1	08/24/2015 16:17	CG
Surr: Dibromofluoromethane	93	78.2-128		%REC	211881	1	08/24/2015 16:17	CG
Surr: Toluene-d8	96.2	76.5-116		%REC	211881	1	08/24/2015 16:17	CG

Qualifiers:

- * Value exceeds maximum contaminant level
- BRL Below reporting limit
- H Holding times for preparation or analysis exceeded
- N Analyte not NELAC certified
- B Analyte detected in the associated method blank
- > Greater than Result value
- E Estimated (value above quantitation range)
- S Spike Recovery outside limits due to matrix
- Narr See case narrative
- NC Not confirmed
- < Less than Result value
- J Estimated value detected below Reporting Limit

Analytical Environmental Services, Inc **Date:** 27-Aug-15

Client:	Environmental Planning Specialists, Inc.	**Client Sample ID:**	15230-SB-17-2
Lab Order	1508H20	**Tag Number:**	
Project Name:	PPC	**Collection Date:**	8/18/2015 2:46:00 PM
Lab ID:	1508H20-027B	**Matrix:**	Soil

Analyses	Result	Reporting Limit	Qual	Units	BatchID	Dilution Factor	Date Analyzed	Analyst
PERCENT MOISTURE D2216								
Percent Moisture	20.7	0		wt%	R298772	1	08/26/2015 11:00	PF

Qualifiers:

*	Value exceeds maximum contaminant level	E	Estimated (value above quantitation range)
BRL	Below reporting limit	S	Spike Recovery outside limits due to matrix
H	Holding times for preparation or analysis exceeded	Narr	See case narrative
N	Analyte not NELAC certified	NC	Not confirmed
B	Analyte detected in the associated method blank	<	Less than Result value
>	Greater than Result value	J	Estimated value detected below Reporting Limit

Analytical Environmental Services, Inc **Date:** 27-Aug-15

Client:	Environmental Planning Specialists, Inc.	**Client Sample ID:**	TRIP BLANK
Lab Order	1508H20	**Tag Number:**	
Project Name:	PPC	**Collection Date:**	8/14/2015
Lab ID:	1508H20-028A	**Matrix:**	Aqueous

Analyses	Result	Reporting Limit	Qual	Units	BatchID	Dilution Factor	Date Analyzed	Analyst
TCL VOLATILE ORGANICS SW8260B				**(SW5030B)**				
1,1,1-Trichloroethane	BRL	5.0		ug/L	211946	1	08/24/2015 18:28	CH
1,1,2,2-Tetrachloroethane	BRL	5.0		ug/L	211946	1	08/24/2015 18:28	CH
1,1,2-Trichloroethane	BRL	5.0		ug/L	211946	1	08/24/2015 18:28	CH
1,1-Dichloroethane	BRL	5.0		ug/L	211946	1	08/24/2015 18:28	CH
1,1-Dichloroethene	BRL	5.0		ug/L	211946	1	08/24/2015 18:28	CH
1,2,4-Trichlorobenzene	BRL	5.0		ug/L	211946	1	08/24/2015 18:28	CH
1,2-Dibromo-3-chloropropane	BRL	5.0		ug/L	211946	1	08/24/2015 18:28	CH
1,2-Dibromoethane	BRL	5.0		ug/L	211946	1	08/24/2015 18:28	CH
1,2-Dichlorobenzene	BRL	5.0		ug/L	211946	1	08/24/2015 18:28	CH
1,2-Dichloroethane	BRL	5.0		ug/L	211946	1	08/24/2015 18:28	CH
1,2-Dichloropropane	BRL	5.0		ug/L	211946	1	08/24/2015 18:28	CH
1,3-Dichlorobenzene	BRL	5.0		ug/L	211946	1	08/24/2015 18:28	CH
1,4-Dichlorobenzene	BRL	5.0		ug/L	211946	1	08/24/2015 18:28	CH
2-Butanone	BRL	50		ug/L	211946	1	08/24/2015 18:28	CH
2-Hexanone	BRL	10		ug/L	211946	1	08/24/2015 18:28	CH
4-Methyl-2-pentanone	BRL	10		ug/L	211946	1	08/24/2015 18:28	CH
Acetone	BRL	50		ug/L	211946	1	08/24/2015 18:28	CH
Benzene	BRL	5.0		ug/L	211946	1	08/24/2015 18:28	CH
Bromodichloromethane	BRL	5.0		ug/L	211946	1	08/24/2015 18:28	CH
Bromoform	BRL	5.0		ug/L	211946	1	08/24/2015 18:28	CH
Bromomethane	BRL	5.0		ug/L	211946	1	08/24/2015 18:28	CH
Carbon disulfide	BRL	5.0		ug/L	211946	1	08/24/2015 18:28	CH
Carbon tetrachloride	BRL	5.0		ug/L	211946	1	08/24/2015 18:28	CH
Chlorobenzene	BRL	5.0		ug/L	211946	1	08/24/2015 18:28	CH
Chloroethane	BRL	10		ug/L	211946	1	08/24/2015 18:28	CH
Chloroform	BRL	5.0		ug/L	211946	1	08/24/2015 18:28	CH
Chloromethane	BRL	10		ug/L	211946	1	08/24/2015 18:28	CH
cis-1,2-Dichloroethene	BRL	5.0		ug/L	211946	1	08/24/2015 18:28	CH
cis-1,3-Dichloropropene	BRL	5.0		ug/L	211946	1	08/24/2015 18:28	CH
Cyclohexane	BRL	5.0		ug/L	211946	1	08/24/2015 18:28	CH
Dibromochloromethane	BRL	5.0		ug/L	211946	1	08/24/2015 18:28	CH
Dichlorodifluoromethane	BRL	10		ug/L	211946	1	08/24/2015 18:28	CH
Ethylbenzene	BRL	5.0		ug/L	211946	1	08/24/2015 18:28	CH
Freon-113	BRL	10		ug/L	211946	1	08/24/2015 18:28	CH
Isopropylbenzene	BRL	5.0		ug/L	211946	1	08/24/2015 18:28	CH
m,p-Xylene	BRL	5.0		ug/L	211946	1	08/24/2015 18:28	CH
Methyl acetate	BRL	5.0		ug/L	211946	1	08/24/2015 18:28	CH
Methyl tert-butyl ether	BRL	5.0		ug/L	211946	1	08/24/2015 18:28	CH
Methylcyclohexane	BRL	5.0		ug/L	211946	1	08/24/2015 18:28	CH
Methylene chloride	BRL	5.0		ug/L	211946	1	08/24/2015 18:28	CH

Qualifiers:

- * Value exceeds maximum contaminant level
- BRL Below reporting limit
- H Holding times for preparation or analysis exceeded
- N Analyte not NELAC certified
- B Analyte detected in the associated method blank
- > Greater than Result value
- E Estimated (value above quantitation range)
- S Spike Recovery outside limits due to matrix
- Narr See case narrative
- NC Not confirmed
- < Less than Result value
- J Estimated value detected below Reporting Limit

Analytical Environmental Services, Inc **Date:** 27-Aug-15

Client:	Environmental Planning Specialists, Inc.	**Client Sample ID:**	TRIP BLANK
Lab Order	1508H20	**Tag Number:**	
Project Name:	PPC	**Collection Date:**	8/14/2015
Lab ID:	1508H20-028A	**Matrix:**	Aqueous

Analyses	Result	Reporting Limit	Qual	Units	BatchID	Dilution Factor	Date Analyzed	Analyst
TCL VOLATILE ORGANICS SW8260B				**(SW5030B)**				
o-Xylene	BRL	5.0		ug/L	211946	1	08/24/2015 18:28	CH
Styrene	BRL	5.0		ug/L	211946	1	08/24/2015 18:28	CH
Tetrachloroethene	BRL	5.0		ug/L	211946	1	08/24/2015 18:28	CH
Toluene	BRL	5.0		ug/L	211946	1	08/24/2015 18:28	CH
trans-1,2-Dichloroethene	BRL	5.0		ug/L	211946	1	08/24/2015 18:28	CH
trans-1,3-Dichloropropene	BRL	5.0		ug/L	211946	1	08/24/2015 18:28	CH
Trichloroethene	BRL	5.0		ug/L	211946	1	08/24/2015 18:28	CH
Trichlorofluoromethane	BRL	5.0		ug/L	211946	1	08/24/2015 18:28	CH
Vinyl chloride	BRL	2.0		ug/L	211946	1	08/24/2015 18:28	CH
Surr: 4-Bromofluorobenzene	86.5	70.6-123		%REC	211946	1	08/24/2015 18:28	CH
Surr: Dibromofluoromethane	94.6	78.7-124		%REC	211946	1	08/24/2015 18:28	CH
Surr: Toluene-d8	92.8	81.3-120		%REC	211946	1	08/24/2015 18:28	CH

Qualifiers:

- * Value exceeds maximum contaminant level
- BRL Below reporting limit
- H Holding times for preparation or analysis exceeded
- N Analyte not NELAC certified
- B Analyte detected in the associated method blank
- > Greater than Result value
- E Estimated (value above quantitation range)
- S Spike Recovery outside limits due to matrix
- Narr See case narrative
- NC Not confirmed
- < Less than Result value
- J Estimated value detected below Reporting Limit

Analytical Environmental Services, Inc **Date:** 27-Aug-15

Client:	Environmental Planning Specialists, Inc.	**Client Sample ID:**	15231-SD-5
Lab Order	1508H20	**Tag Number:**	
Project Name:	PPC	**Collection Date:**	8/19/2015 9:38:00 AM
Lab ID:	1508H20-029A	**Matrix:**	Soil

Analyses	Result	Reporting Limit	Qual	Units	BatchID	Dilution Factor	Date Analyzed	Analyst
TCL VOLATILE ORGANICS SW8260B				**(SW5035)**				
1,1,1-Trichloroethane	BRL	7.0		ug/Kg-dry	211881	1	08/25/2015 13:26	CG
1,1,2,2-Tetrachloroethane	BRL	7.0		ug/Kg-dry	211881	1	08/25/2015 13:26	CG
1,1,2-Trichloroethane	BRL	7.0		ug/Kg-dry	211881	1	08/25/2015 13:26	CG
1,1-Dichloroethane	BRL	7.0		ug/Kg-dry	211881	1	08/25/2015 13:26	CG
1,1-Dichloroethene	BRL	7.0		ug/Kg-dry	211881	1	08/25/2015 13:26	CG
1,2,4-Trichlorobenzene	BRL	7.0		ug/Kg-dry	211881	1	08/25/2015 13:26	CG
1,2-Dibromo-3-chloropropane	BRL	7.0		ug/Kg-dry	211881	1	08/25/2015 13:26	CG
1,2-Dibromoethane	BRL	7.0		ug/Kg-dry	211881	1	08/25/2015 13:26	CG
1,2-Dichlorobenzene	BRL	7.0		ug/Kg-dry	211881	1	08/25/2015 13:26	CG
1,2-Dichloroethane	BRL	7.0		ug/Kg-dry	211881	1	08/25/2015 13:26	CG
1,2-Dichloropropane	BRL	7.0		ug/Kg-dry	211881	1	08/25/2015 13:26	CG
1,3-Dichlorobenzene	BRL	7.0		ug/Kg-dry	211881	1	08/25/2015 13:26	CG
1,4-Dichlorobenzene	BRL	7.0		ug/Kg-dry	211881	1	08/25/2015 13:26	CG
2-Butanone	BRL	70		ug/Kg-dry	211881	1	08/25/2015 13:26	CG
2-Hexanone	BRL	14		ug/Kg-dry	211881	1	08/25/2015 13:26	CG
4-Methyl-2-pentanone	BRL	14		ug/Kg-dry	211881	1	08/25/2015 13:26	CG
Acetone	540	140		ug/Kg-dry	211881	1	08/25/2015 13:26	CG
Benzene	BRL	7.0		ug/Kg-dry	211881	1	08/25/2015 13:26	CG
Bromodichloromethane	BRL	7.0		ug/Kg-dry	211881	1	08/25/2015 13:26	CG
Bromoform	BRL	7.0		ug/Kg-dry	211881	1	08/25/2015 13:26	CG
Bromomethane	BRL	7.0		ug/Kg-dry	211881	1	08/25/2015 13:26	CG
Carbon disulfide	BRL	14		ug/Kg-dry	211881	1	08/25/2015 13:26	CG
Carbon tetrachloride	BRL	7.0		ug/Kg-dry	211881	1	08/25/2015 13:26	CG
Chlorobenzene	BRL	7.0		ug/Kg-dry	211881	1	08/25/2015 13:26	CG
Chloroethane	BRL	14		ug/Kg-dry	211881	1	08/25/2015 13:26	CG
Chloroform	BRL	7.0		ug/Kg-dry	211881	1	08/25/2015 13:26	CG
Chloromethane	BRL	14		ug/Kg-dry	211881	1	08/25/2015 13:26	CG
cis-1,2-Dichloroethene	BRL	7.0		ug/Kg-dry	211881	1	08/25/2015 13:26	CG
cis-1,3-Dichloropropene	BRL	7.0		ug/Kg-dry	211881	1	08/25/2015 13:26	CG
Cyclohexane	BRL	7.0		ug/Kg-dry	211881	1	08/25/2015 13:26	CG
Dibromochloromethane	BRL	7.0		ug/Kg-dry	211881	1	08/25/2015 13:26	CG
Dichlorodifluoromethane	BRL	14		ug/Kg-dry	211881	1	08/25/2015 13:26	CG
Ethylbenzene	BRL	7.0		ug/Kg-dry	211881	1	08/25/2015 13:26	CG
Freon-113	BRL	14		ug/Kg-dry	211881	1	08/25/2015 13:26	CG
Isopropylbenzene	BRL	7.0		ug/Kg-dry	211881	1	08/25/2015 13:26	CG
m,p-Xylene	BRL	7.0		ug/Kg-dry	211881	1	08/25/2015 13:26	CG
Methyl acetate	BRL	7.0		ug/Kg-dry	211881	1	08/25/2015 13:26	CG
Methyl tert-butyl ether	BRL	7.0		ug/Kg-dry	211881	1	08/25/2015 13:26	CG
Methylcyclohexane	BRL	7.0		ug/Kg-dry	211881	1	08/25/2015 13:26	CG
Methylene chloride	BRL	28		ug/Kg-dry	211881	1	08/25/2015 13:26	CG

Qualifiers:

- * Value exceeds maximum contaminant level
- BRL Below reporting limit
- H Holding times for preparation or analysis exceeded
- N Analyte not NELAC certified
- B Analyte detected in the associated method blank
- > Greater than Result value
- E Estimated (value above quantitation range)
- S Spike Recovery outside limits due to matrix
- Narr See case narrative
- NC Not confirmed
- < Less than Result value
- J Estimated value detected below Reporting Limit

Analytical Environmental Services, Inc **Date:** 27-Aug-15

Client:	Environmental Planning Specialists, Inc.	**Client Sample ID:**	15231-SD-5
Lab Order	1508H20	**Tag Number:**	
Project Name:	PPC	**Collection Date:**	8/19/2015 9:38:00 AM
Lab ID:	1508H20-029A	**Matrix:**	Soil

Analyses	Result	Reporting Limit	Qual	Units	BatchID	Dilution Factor	Date Analyzed	Analyst
TCL VOLATILE ORGANICS SW8260B				**(SW5035)**				
o-Xylene	BRL	7.0		ug/Kg-dry	211881	1	08/25/2015 13:26	CG
Styrene	BRL	7.0		ug/Kg-dry	211881	1	08/25/2015 13:26	CG
Tetrachloroethene	BRL	7.0		ug/Kg-dry	211881	1	08/25/2015 13:26	CG
Toluene	BRL	7.0		ug/Kg-dry	211881	1	08/25/2015 13:26	CG
trans-1,2-Dichloroethene	BRL	7.0		ug/Kg-dry	211881	1	08/25/2015 13:26	CG
trans-1,3-Dichloropropene	BRL	7.0		ug/Kg-dry	211881	1	08/25/2015 13:26	CG
Trichloroethene	BRL	7.0		ug/Kg-dry	211881	1	08/25/2015 13:26	CG
Trichlorofluoromethane	BRL	7.0		ug/Kg-dry	211881	1	08/25/2015 13:26	CG
Vinyl chloride	BRL	14		ug/Kg-dry	211881	1	08/25/2015 13:26	CG
Surr: 4-Bromofluorobenzene	67.7	70-128	S	%REC	211881	1	08/25/2015 13:26	CG
Surr: Dibromofluoromethane	110	78.2-128		%REC	211881	1	08/25/2015 13:26	CG
Surr: Toluene-d8	70.7	76.5-116	S	%REC	211881	1	08/25/2015 13:26	CG

Qualifiers:

- * Value exceeds maximum contaminant level
- BRL Below reporting limit
- H Holding times for preparation or analysis exceeded
- N Analyte not NELAC certified
- B Analyte detected in the associated method blank
- > Greater than Result value
- E Estimated (value above quantitation range)
- S Spike Recovery outside limits due to matrix
- Narr See case narrative
- NC Not confirmed
- < Less than Result value
- J Estimated value detected below Reporting Limit

Analytical Environmental Services, Inc **Date:** 27-Aug-15

Client:	Environmental Planning Specialists, Inc.	**Client Sample ID:**	15231-SD-5
Lab Order	1508H20	**Tag Number:**	
Project Name:	PPC	**Collection Date:**	8/19/2015 9:38:00 AM
Lab ID:	1508H20-029B	**Matrix:**	Soil

Analyses	Result	Reporting Limit	Qual	Units	BatchID	Dilution Factor	Date Analyzed	Analyst
PERCENT MOISTURE D2216								
Percent Moisture	44.9	0		wt%	R298772	1	08/26/2015 11:00	PF

Qualifiers:

*	Value exceeds maximum contaminant level	E	Estimated (value above quantitation range)
BRL	Below reporting limit	S	Spike Recovery outside limits due to matrix
H	Holding times for preparation or analysis exceeded	Narr	See case narrative
N	Analyte not NELAC certified	NC	Not confirmed
B	Analyte detected in the associated method blank	<	Less than Result value
>	Greater than Result value	J	Estimated value detected below Reporting Limit

Analytical Environmental Services, Inc **Date:** 27-Aug-15

Client:	Environmental Planning Specialists, Inc.	**Client Sample ID:**	15231-SD-6
Lab Order	1508H20	**Tag Number:**	
Project Name:	PPC	**Collection Date:**	8/19/2015 9:27:00 AM
Lab ID:	1508H20-030A	**Matrix:**	Soil

Analyses	Result	Reporting Limit	Qual	Units	BatchID	Dilution Factor	Date Analyzed	Analyst
TCL VOLATILE ORGANICS SW8260B				**(SW5035)**				
1,1,1-Trichloroethane	BRL	5.3		ug/Kg-dry	211881	1	08/25/2015 14:15	CG
1,1,2,2-Tetrachloroethane	BRL	5.3		ug/Kg-dry	211881	1	08/25/2015 14:15	CG
1,1,2-Trichloroethane	BRL	5.3		ug/Kg-dry	211881	1	08/25/2015 14:15	CG
1,1-Dichloroethane	BRL	5.3		ug/Kg-dry	211881	1	08/25/2015 14:15	CG
1,1-Dichloroethene	BRL	5.3		ug/Kg-dry	211881	1	08/25/2015 14:15	CG
1,2,4-Trichlorobenzene	BRL	5.3		ug/Kg-dry	211881	1	08/25/2015 14:15	CG
1,2-Dibromo-3-chloropropane	BRL	5.3		ug/Kg-dry	211881	1	08/25/2015 14:15	CG
1,2-Dibromoethane	BRL	5.3		ug/Kg-dry	211881	1	08/25/2015 14:15	CG
1,2-Dichlorobenzene	BRL	5.3		ug/Kg-dry	211881	1	08/25/2015 14:15	CG
1,2-Dichloroethane	BRL	5.3		ug/Kg-dry	211881	1	08/25/2015 14:15	CG
1,2-Dichloropropane	BRL	5.3		ug/Kg-dry	211881	1	08/25/2015 14:15	CG
1,3-Dichlorobenzene	BRL	5.3		ug/Kg-dry	211881	1	08/25/2015 14:15	CG
1,4-Dichlorobenzene	BRL	5.3		ug/Kg-dry	211881	1	08/25/2015 14:15	CG
2-Butanone	77	53		ug/Kg-dry	211881	1	08/25/2015 14:15	CG
2-Hexanone	BRL	11		ug/Kg-dry	211881	1	08/25/2015 14:15	CG
4-Methyl-2-pentanone	BRL	11		ug/Kg-dry	211881	1	08/25/2015 14:15	CG
Acetone	560	110	E	ug/Kg-dry	211881	1	08/25/2015 14:15	CG
Benzene	BRL	5.3		ug/Kg-dry	211881	1	08/25/2015 14:15	CG
Bromodichloromethane	BRL	5.3		ug/Kg-dry	211881	1	08/25/2015 14:15	CG
Bromoform	BRL	5.3		ug/Kg-dry	211881	1	08/25/2015 14:15	CG
Bromomethane	BRL	5.3		ug/Kg-dry	211881	1	08/25/2015 14:15	CG
Carbon disulfide	BRL	11		ug/Kg-dry	211881	1	08/25/2015 14:15	CG
Carbon tetrachloride	BRL	5.3		ug/Kg-dry	211881	1	08/25/2015 14:15	CG
Chlorobenzene	BRL	5.3		ug/Kg-dry	211881	1	08/25/2015 14:15	CG
Chloroethane	BRL	11		ug/Kg-dry	211881	1	08/25/2015 14:15	CG
Chloroform	BRL	5.3		ug/Kg-dry	211881	1	08/25/2015 14:15	CG
Chloromethane	BRL	11		ug/Kg-dry	211881	1	08/25/2015 14:15	CG
cis-1,2-Dichloroethene	BRL	5.3		ug/Kg-dry	211881	1	08/25/2015 14:15	CG
cis-1,3-Dichloropropene	BRL	5.3		ug/Kg-dry	211881	1	08/25/2015 14:15	CG
Cyclohexane	BRL	5.3		ug/Kg-dry	211881	1	08/25/2015 14:15	CG
Dibromochloromethane	BRL	5.3		ug/Kg-dry	211881	1	08/25/2015 14:15	CG
Dichlorodifluoromethane	BRL	11		ug/Kg-dry	211881	1	08/25/2015 14:15	CG
Ethylbenzene	BRL	5.3		ug/Kg-dry	211881	1	08/25/2015 14:15	CG
Freon-113	BRL	11		ug/Kg-dry	211881	1	08/25/2015 14:15	CG
Isopropylbenzene	BRL	5.3		ug/Kg-dry	211881	1	08/25/2015 14:15	CG
m,p-Xylene	BRL	5.3		ug/Kg-dry	211881	1	08/25/2015 14:15	CG
Methyl acetate	BRL	5.3		ug/Kg-dry	211881	1	08/25/2015 14:15	CG
Methyl tert-butyl ether	BRL	5.3		ug/Kg-dry	211881	1	08/25/2015 14:15	CG
Methylcyclohexane	BRL	5.3		ug/Kg-dry	211881	1	08/25/2015 14:15	CG
Methylene chloride	BRL	21		ug/Kg-dry	211881	1	08/25/2015 14:15	CG

Qualifiers:

- * Value exceeds maximum contaminant level
- BRL Below reporting limit
- H Holding times for preparation or analysis exceeded
- N Analyte not NELAC certified
- B Analyte detected in the associated method blank
- > Greater than Result value
- E Estimated (value above quantitation range)
- S Spike Recovery outside limits due to matrix
- Narr See case narrative
- NC Not confirmed
- < Less than Result value
- J Estimated value detected below Reporting Limit

Analytical Environmental Services, Inc **Date:** 27-Aug-15

Client:	Environmental Planning Specialists, Inc.	**Client Sample ID:**	15231-SD-6
Lab Order	1508H20	**Tag Number:**	
Project Name:	PPC	**Collection Date:**	8/19/2015 9:27:00 AM
Lab ID:	1508H20-030A	**Matrix:**	Soil

Analyses	Result	Reporting Limit	Qual	Units	BatchID	Dilution Factor	Date Analyzed	Analyst
TCL VOLATILE ORGANICS SW8260B				**(SW5035)**				
o-Xylene	BRL	5.3		ug/Kg-dry	211881	1	08/25/2015 14:15	CG
Styrene	BRL	5.3		ug/Kg-dry	211881	1	08/25/2015 14:15	CG
Tetrachloroethene	BRL	5.3		ug/Kg-dry	211881	1	08/25/2015 14:15	CG
Toluene	34	5.3		ug/Kg-dry	211881	1	08/25/2015 14:15	CG
trans-1,2-Dichloroethene	BRL	5.3		ug/Kg-dry	211881	1	08/25/2015 14:15	CG
trans-1,3-Dichloropropene	BRL	5.3		ug/Kg-dry	211881	1	08/25/2015 14:15	CG
Trichloroethene	BRL	5.3		ug/Kg-dry	211881	1	08/25/2015 14:15	CG
Trichlorofluoromethane	BRL	5.3		ug/Kg-dry	211881	1	08/25/2015 14:15	CG
Vinyl chloride	BRL	11		ug/Kg-dry	211881	1	08/25/2015 14:15	CG
Surr: 4-Bromofluorobenzene	64.5	70-128	S	%REC	211881	1	08/25/2015 14:15	CG
Surr: Dibromofluoromethane	99.5	78.2-128		%REC	211881	1	08/25/2015 14:15	CG
Surr: Toluene-d8	80.8	76.5-116		%REC	211881	1	08/25/2015 14:15	CG

Qualifiers:

- * Value exceeds maximum contaminant level
- BRL Below reporting limit
- H Holding times for preparation or analysis exceeded
- N Analyte not NELAC certified
- B Analyte detected in the associated method blank
- > Greater than Result value
- E Estimated (value above quantitation range)
- S Spike Recovery outside limits due to matrix
- Narr See case narrative
- NC Not confirmed
- < Less than Result value
- J Estimated value detected below Reporting Limit

Analytical Environmental Services, Inc **Date:** 27-Aug-15

Client:	Environmental Planning Specialists, Inc.	**Client Sample ID:**	15231-SD-6
Lab Order	1508H20	**Tag Number:**	
Project Name:	PPC	**Collection Date:**	8/19/2015 9:27:00 AM
Lab ID:	1508H20-030B	**Matrix:**	Soil

Analyses	Result	Reporting Limit	Qual	Units	BatchID	Dilution Factor	Date Analyzed	Analyst
PERCENT MOISTURE D2216								
Percent Moisture	28.5	0		wt%	R298772	1	08/26/2015 11:00	PF

Qualifiers:

*	Value exceeds maximum contaminant level	E	Estimated (value above quantitation range)
BRL	Below reporting limit	S	Spike Recovery outside limits due to matrix
H	Holding times for preparation or analysis exceeded	Narr	See case narrative
N	Analyte not NELAC certified	NC	Not confirmed
B	Analyte detected in the associated method blank	<	Less than Result value
>	Greater than Result value	J	Estimated value detected below Reporting Limit

Analytical Environmental Services, Inc **Date:** 27-Aug-15

Client:	Environmental Planning Specialists, Inc.	**Client Sample ID:**	15231-SD-7
Lab Order	1508H20	**Tag Number:**	
Project Name:	PPC	**Collection Date:**	8/19/2015 8:57:00 AM
Lab ID:	1508H20-031A	**Matrix:**	Soil

Analyses	Result	Reporting Limit	Qual	Units	BatchID	Dilution Factor	Date Analyzed	Analyst
TCL VOLATILE ORGANICS SW8260B				**(SW5035)**				
1,1,1-Trichloroethane	BRL	4.9		ug/Kg-dry	211881	1	08/24/2015 17:05	CG
1,1,2,2-Tetrachloroethane	BRL	4.9		ug/Kg-dry	211881	1	08/24/2015 17:05	CG
1,1,2-Trichloroethane	BRL	4.9		ug/Kg-dry	211881	1	08/24/2015 17:05	CG
1,1-Dichloroethane	BRL	4.9		ug/Kg-dry	211881	1	08/24/2015 17:05	CG
1,1-Dichloroethene	BRL	4.9		ug/Kg-dry	211881	1	08/24/2015 17:05	CG
1,2,4-Trichlorobenzene	BRL	4.9		ug/Kg-dry	211881	1	08/24/2015 17:05	CG
1,2-Dibromo-3-chloropropane	BRL	4.9		ug/Kg-dry	211881	1	08/24/2015 17:05	CG
1,2-Dibromoethane	BRL	4.9		ug/Kg-dry	211881	1	08/24/2015 17:05	CG
1,2-Dichlorobenzene	BRL	4.9		ug/Kg-dry	211881	1	08/24/2015 17:05	CG
1,2-Dichloroethane	BRL	4.9		ug/Kg-dry	211881	1	08/24/2015 17:05	CG
1,2-Dichloropropane	BRL	4.9		ug/Kg-dry	211881	1	08/24/2015 17:05	CG
1,3-Dichlorobenzene	BRL	4.9		ug/Kg-dry	211881	1	08/24/2015 17:05	CG
1,4-Dichlorobenzene	BRL	4.9		ug/Kg-dry	211881	1	08/24/2015 17:05	CG
2-Butanone	BRL	49		ug/Kg-dry	211881	1	08/24/2015 17:05	CG
2-Hexanone	BRL	9.9		ug/Kg-dry	211881	1	08/24/2015 17:05	CG
4-Methyl-2-pentanone	BRL	9.9		ug/Kg-dry	211881	1	08/24/2015 17:05	CG
Acetone	220	99		ug/Kg-dry	211881	1	08/24/2015 17:05	CG
Benzene	BRL	4.9		ug/Kg-dry	211881	1	08/24/2015 17:05	CG
Bromodichloromethane	BRL	4.9		ug/Kg-dry	211881	1	08/24/2015 17:05	CG
Bromoform	BRL	4.9		ug/Kg-dry	211881	1	08/24/2015 17:05	CG
Bromomethane	BRL	4.9		ug/Kg-dry	211881	1	08/24/2015 17:05	CG
Carbon disulfide	BRL	9.9		ug/Kg-dry	211881	1	08/24/2015 17:05	CG
Carbon tetrachloride	BRL	4.9		ug/Kg-dry	211881	1	08/24/2015 17:05	CG
Chlorobenzene	BRL	4.9		ug/Kg-dry	211881	1	08/24/2015 17:05	CG
Chloroethane	BRL	9.9		ug/Kg-dry	211881	1	08/24/2015 17:05	CG
Chloroform	BRL	4.9		ug/Kg-dry	211881	1	08/24/2015 17:05	CG
Chloromethane	BRL	9.9		ug/Kg-dry	211881	1	08/24/2015 17:05	CG
cis-1,2-Dichloroethene	BRL	4.9		ug/Kg-dry	211881	1	08/24/2015 17:05	CG
cis-1,3-Dichloropropene	BRL	4.9		ug/Kg-dry	211881	1	08/24/2015 17:05	CG
Cyclohexane	BRL	4.9		ug/Kg-dry	211881	1	08/24/2015 17:05	CG
Dibromochloromethane	BRL	4.9		ug/Kg-dry	211881	1	08/24/2015 17:05	CG
Dichlorodifluoromethane	BRL	9.9		ug/Kg-dry	211881	1	08/24/2015 17:05	CG
Ethylbenzene	BRL	4.9		ug/Kg-dry	211881	1	08/24/2015 17:05	CG
Freon-113	BRL	9.9		ug/Kg-dry	211881	1	08/24/2015 17:05	CG
Isopropylbenzene	BRL	4.9		ug/Kg-dry	211881	1	08/24/2015 17:05	CG
m,p-Xylene	BRL	4.9		ug/Kg-dry	211881	1	08/24/2015 17:05	CG
Methyl acetate	11	4.9		ug/Kg-dry	211881	1	08/24/2015 17:05	CG
Methyl tert-butyl ether	BRL	4.9		ug/Kg-dry	211881	1	08/24/2015 17:05	CG
Methylcyclohexane	BRL	4.9		ug/Kg-dry	211881	1	08/24/2015 17:05	CG
Methylene chloride	BRL	20		ug/Kg-dry	211881	1	08/24/2015 17:05	CG

Qualifiers:

- * Value exceeds maximum contaminant level
- BRL Below reporting limit
- H Holding times for preparation or analysis exceeded
- N Analyte not NELAC certified
- B Analyte detected in the associated method blank
- > Greater than Result value
- E Estimated (value above quantitation range)
- S Spike Recovery outside limits due to matrix
- Narr See case narrative
- NC Not confirmed
- < Less than Result value
- J Estimated value detected below Reporting Limit

Analytical Environmental Services, Inc **Date:** 27-Aug-15

Client:	Environmental Planning Specialists, Inc.	**Client Sample ID:**	15231-SD-7
Lab Order	1508H20	**Tag Number:**	
Project Name:	PPC	**Collection Date:**	8/19/2015 8:57:00 AM
Lab ID:	1508H20-031A	**Matrix:**	Soil

Analyses	Result	Reporting Limit	Qual	Units	BatchID	Dilution Factor	Date Analyzed	Analyst
TCL VOLATILE ORGANICS SW8260B				**(SW5035)**				
o-Xylene	BRL	4.9		ug/Kg-dry	211881	1	08/24/2015 17:05	CG
Styrene	BRL	4.9		ug/Kg-dry	211881	1	08/24/2015 17:05	CG
Tetrachloroethene	BRL	4.9		ug/Kg-dry	211881	1	08/24/2015 17:05	CG
Toluene	BRL	4.9		ug/Kg-dry	211881	1	08/24/2015 17:05	CG
trans-1,2-Dichloroethene	BRL	4.9		ug/Kg-dry	211881	1	08/24/2015 17:05	CG
trans-1,3-Dichloropropene	BRL	4.9		ug/Kg-dry	211881	1	08/24/2015 17:05	CG
Trichloroethene	BRL	4.9		ug/Kg-dry	211881	1	08/24/2015 17:05	CG
Trichlorofluoromethane	BRL	4.9		ug/Kg-dry	211881	1	08/24/2015 17:05	CG
Vinyl chloride	BRL	9.9		ug/Kg-dry	211881	1	08/24/2015 17:05	CG
Surr: 4-Bromofluorobenzene	74.8	70-128		%REC	211881	1	08/24/2015 17:05	CG
Surr: Dibromofluoromethane	99.3	78.2-128		%REC	211881	1	08/24/2015 17:05	CG
Surr: Toluene-d8	96.1	76.5-116		%REC	211881	1	08/24/2015 17:05	CG

Qualifiers:

- * Value exceeds maximum contaminant level
- BRL Below reporting limit
- H Holding times for preparation or analysis exceeded
- N Analyte not NELAC certified
- B Analyte detected in the associated method blank
- > Greater than Result value
- E Estimated (value above quantitation range)
- S Spike Recovery outside limits due to matrix
- Narr See case narrative
- NC Not confirmed
- < Less than Result value
- J Estimated value detected below Reporting Limit

Analytical Environmental Services, Inc **Date:** 27-Aug-15

Client:	Environmental Planning Specialists, Inc.	**Client Sample ID:**	15231-SD-7
Lab Order	1508H20	**Tag Number:**	
Project Name:	PPC	**Collection Date:**	8/19/2015 8:57:00 AM
Lab ID:	1508H20-031B	**Matrix:**	Soil

Analyses	Result	Reporting Limit	Qual	Units	BatchID	Dilution Factor	Date Analyzed	Analyst
PERCENT MOISTURE D2216								
Percent Moisture	22.9	0		wt%	R298772	1	08/26/2015 11:00	PF

Qualifiers:

*	Value exceeds maximum contaminant level	E	Estimated (value above quantitation range)
BRL	Below reporting limit	S	Spike Recovery outside limits due to matrix
H	Holding times for preparation or analysis exceeded	Narr	See case narrative
N	Analyte not NELAC certified	NC	Not confirmed
B	Analyte detected in the associated method blank	<	Less than Result value
>	Greater than Result value	J	Estimated value detected below Reporting Limit

Analytical Environmental Services, Inc

Date: 27-Aug-15

Client:	Environmental Planning Specialists, Inc.	**Client Sample ID:**	15231-SD-8
Lab Order	1508H20	**Tag Number:**	
Project Name:	PPC	**Collection Date:**	8/19/2015 8:41:00 AM
Lab ID:	1508H20-032A	**Matrix:**	Soil

Analyses	Result	Reporting Limit	Qual	Units	BatchID	Dilution Factor	Date Analyzed	Analyst
TCL VOLATILE ORGANICS SW8260B				**(SW5035)**				
1,1,1-Trichloroethane	BRL	4.0		ug/Kg-dry	211881	1	08/24/2015 17:29	CG
1,1,2,2-Tetrachloroethane	BRL	4.0		ug/Kg-dry	211881	1	08/24/2015 17:29	CG
1,1,2-Trichloroethane	BRL	4.0		ug/Kg-dry	211881	1	08/24/2015 17:29	CG
1,1-Dichloroethane	BRL	4.0		ug/Kg-dry	211881	1	08/24/2015 17:29	CG
1,1-Dichloroethene	BRL	4.0		ug/Kg-dry	211881	1	08/24/2015 17:29	CG
1,2,4-Trichlorobenzene	BRL	4.0		ug/Kg-dry	211881	1	08/24/2015 17:29	CG
1,2-Dibromo-3-chloropropane	BRL	4.0		ug/Kg-dry	211881	1	08/24/2015 17:29	CG
1,2-Dibromoethane	BRL	4.0		ug/Kg-dry	211881	1	08/24/2015 17:29	CG
1,2-Dichlorobenzene	BRL	4.0		ug/Kg-dry	211881	1	08/24/2015 17:29	CG
1,2-Dichloroethane	BRL	4.0		ug/Kg-dry	211881	1	08/24/2015 17:29	CG
1,2-Dichloropropane	BRL	4.0		ug/Kg-dry	211881	1	08/24/2015 17:29	CG
1,3-Dichlorobenzene	BRL	4.0		ug/Kg-dry	211881	1	08/24/2015 17:29	CG
1,4-Dichlorobenzene	BRL	4.0		ug/Kg-dry	211881	1	08/24/2015 17:29	CG
2-Butanone	BRL	40		ug/Kg-dry	211881	1	08/24/2015 17:29	CG
2-Hexanone	BRL	8.0		ug/Kg-dry	211881	1	08/24/2015 17:29	CG
4-Methyl-2-pentanone	BRL	8.0		ug/Kg-dry	211881	1	08/24/2015 17:29	CG
Acetone	110	80		ug/Kg-dry	211881	1	08/24/2015 17:29	CG
Benzene	BRL	4.0		ug/Kg-dry	211881	1	08/24/2015 17:29	CG
Bromodichloromethane	BRL	4.0		ug/Kg-dry	211881	1	08/24/2015 17:29	CG
Bromoform	BRL	4.0		ug/Kg-dry	211881	1	08/24/2015 17:29	CG
Bromomethane	BRL	4.0		ug/Kg-dry	211881	1	08/24/2015 17:29	CG
Carbon disulfide	BRL	8.0		ug/Kg-dry	211881	1	08/24/2015 17:29	CG
Carbon tetrachloride	BRL	4.0		ug/Kg-dry	211881	1	08/24/2015 17:29	CG
Chlorobenzene	BRL	4.0		ug/Kg-dry	211881	1	08/24/2015 17:29	CG
Chloroethane	BRL	8.0		ug/Kg-dry	211881	1	08/24/2015 17:29	CG
Chloroform	BRL	4.0		ug/Kg-dry	211881	1	08/24/2015 17:29	CG
Chloromethane	BRL	8.0		ug/Kg-dry	211881	1	08/24/2015 17:29	CG
cis-1,2-Dichloroethene	BRL	4.0		ug/Kg-dry	211881	1	08/24/2015 17:29	CG
cis-1,3-Dichloropropene	BRL	4.0		ug/Kg-dry	211881	1	08/24/2015 17:29	CG
Cyclohexane	BRL	4.0		ug/Kg-dry	211881	1	08/24/2015 17:29	CG
Dibromochloromethane	BRL	4.0		ug/Kg-dry	211881	1	08/24/2015 17:29	CG
Dichlorodifluoromethane	BRL	8.0		ug/Kg-dry	211881	1	08/24/2015 17:29	CG
Ethylbenzene	BRL	4.0		ug/Kg-dry	211881	1	08/24/2015 17:29	CG
Freon-113	BRL	8.0		ug/Kg-dry	211881	1	08/24/2015 17:29	CG
Isopropylbenzene	BRL	4.0		ug/Kg-dry	211881	1	08/24/2015 17:29	CG
m,p-Xylene	BRL	4.0		ug/Kg-dry	211881	1	08/24/2015 17:29	CG
Methyl acetate	8.2	4.0		ug/Kg-dry	211881	1	08/24/2015 17:29	CG
Methyl tert-butyl ether	BRL	4.0		ug/Kg-dry	211881	1	08/24/2015 17:29	CG
Methylcyclohexane	BRL	4.0		ug/Kg-dry	211881	1	08/24/2015 17:29	CG
Methylene chloride	BRL	16		ug/Kg-dry	211881	1	08/24/2015 17:29	CG

Qualifiers:

- * Value exceeds maximum contaminant level
- BRL Below reporting limit
- H Holding times for preparation or analysis exceeded
- N Analyte not NELAC certified
- B Analyte detected in the associated method blank
- > Greater than Result value
- E Estimated (value above quantitation range)
- S Spike Recovery outside limits due to matrix
- Narr See case narrative
- NC Not confirmed
- < Less than Result value
- J Estimated value detected below Reporting Limit

Analytical Environmental Services, Inc **Date:** 27-Aug-15

Client:	Environmental Planning Specialists, Inc.	**Client Sample ID:**	15231-SD-8
Lab Order	1508H20	**Tag Number:**	
Project Name:	PPC	**Collection Date:**	8/19/2015 8:41:00 AM
Lab ID:	1508H20-032A	**Matrix:**	Soil

Analyses	Result	Reporting Limit	Qual	Units	BatchID	Dilution Factor	Date Analyzed	Analyst
TCL VOLATILE ORGANICS SW8260B				**(SW5035)**				
o-Xylene	BRL	4.0		ug/Kg-dry	211881	1	08/24/2015 17:29	CG
Styrene	BRL	4.0		ug/Kg-dry	211881	1	08/24/2015 17:29	CG
Tetrachloroethene	BRL	4.0		ug/Kg-dry	211881	1	08/24/2015 17:29	CG
Toluene	BRL	4.0		ug/Kg-dry	211881	1	08/24/2015 17:29	CG
trans-1,2-Dichloroethene	BRL	4.0		ug/Kg-dry	211881	1	08/24/2015 17:29	CG
trans-1,3-Dichloropropene	BRL	4.0		ug/Kg-dry	211881	1	08/24/2015 17:29	CG
Trichloroethene	BRL	4.0		ug/Kg-dry	211881	1	08/24/2015 17:29	CG
Trichlorofluoromethane	BRL	4.0		ug/Kg-dry	211881	1	08/24/2015 17:29	CG
Vinyl chloride	BRL	8.0		ug/Kg-dry	211881	1	08/24/2015 17:29	CG
Surr: 4-Bromofluorobenzene	72.3	70-128		%REC	211881	1	08/24/2015 17:29	CG
Surr: Dibromofluoromethane	96.5	78.2-128		%REC	211881	1	08/24/2015 17:29	CG
Surr: Toluene-d8	94.6	76.5-116		%REC	211881	1	08/24/2015 17:29	CG

Qualifiers:

- * Value exceeds maximum contaminant level
- BRL Below reporting limit
- H Holding times for preparation or analysis exceeded
- N Analyte not NELAC certified
- B Analyte detected in the associated method blank
- > Greater than Result value
- E Estimated (value above quantitation range)
- S Spike Recovery outside limits due to matrix
- Narr See case narrative
- NC Not confirmed
- < Less than Result value
- J Estimated value detected below Reporting Limit

Analytical Environmental Services, Inc **Date:** 27-Aug-15

Client:	Environmental Planning Specialists, Inc.	**Client Sample ID:**	15231-SD-8
Lab Order	1508H20	**Tag Number:**	
Project Name:	PPC	**Collection Date:**	8/19/2015 8:41:00 AM
Lab ID:	1508H20-032B	**Matrix:**	Soil

Analyses	Result	Reporting Limit	Qual	Units	BatchID	Dilution Factor	Date Analyzed	Analyst
PERCENT MOISTURE D2216								
Percent Moisture	32.7	0		wt%	R298772	1	08/26/2015 11:00	PF

Qualifiers:

*	Value exceeds maximum contaminant level	E	Estimated (value above quantitation range)
BRL	Below reporting limit	S	Spike Recovery outside limits due to matrix
H	Holding times for preparation or analysis exceeded	Narr	See case narrative
N	Analyte not NELAC certified	NC	Not confirmed
B	Analyte detected in the associated method blank	<	Less than Result value
>	Greater than Result value	J	Estimated value detected below Reporting Limit

Analytical Environmental Services, Inc **Date:** 27-Aug-15

Client:	Environmental Planning Specialists, Inc.	**Client Sample ID:**	15231-SD-9
Lab Order	1508H20	**Tag Number:**	
Project Name:	PPC	**Collection Date:**	8/19/2015 8:32:00 AM
Lab ID:	1508H20-033A	**Matrix:**	Soil

Analyses	Result	Reporting Limit	Qual	Units	BatchID	Dilution Factor	Date Analyzed	Analyst
TCL VOLATILE ORGANICS SW8260B				**(SW5035)**				
1,1,1-Trichloroethane	BRL	6.7		ug/Kg-dry	211881	1	08/25/2015 13:50	CG
1,1,2,2-Tetrachloroethane	BRL	6.7		ug/Kg-dry	211881	1	08/25/2015 13:50	CG
1,1,2-Trichloroethane	BRL	6.7		ug/Kg-dry	211881	1	08/25/2015 13:50	CG
1,1-Dichloroethane	BRL	6.7		ug/Kg-dry	211881	1	08/25/2015 13:50	CG
1,1-Dichloroethene	BRL	6.7		ug/Kg-dry	211881	1	08/25/2015 13:50	CG
1,2,4-Trichlorobenzene	BRL	6.7		ug/Kg-dry	211881	1	08/25/2015 13:50	CG
1,2-Dibromo-3-chloropropane	BRL	6.7		ug/Kg-dry	211881	1	08/25/2015 13:50	CG
1,2-Dibromoethane	BRL	6.7		ug/Kg-dry	211881	1	08/25/2015 13:50	CG
1,2-Dichlorobenzene	BRL	6.7		ug/Kg-dry	211881	1	08/25/2015 13:50	CG
1,2-Dichloroethane	BRL	6.7		ug/Kg-dry	211881	1	08/25/2015 13:50	CG
1,2-Dichloropropane	BRL	6.7		ug/Kg-dry	211881	1	08/25/2015 13:50	CG
1,3-Dichlorobenzene	BRL	6.7		ug/Kg-dry	211881	1	08/25/2015 13:50	CG
1,4-Dichlorobenzene	BRL	6.7		ug/Kg-dry	211881	1	08/25/2015 13:50	CG
2-Butanone	BRL	67		ug/Kg-dry	211881	1	08/25/2015 13:50	CG
2-Hexanone	BRL	13		ug/Kg-dry	211881	1	08/25/2015 13:50	CG
4-Methyl-2-pentanone	BRL	13		ug/Kg-dry	211881	1	08/25/2015 13:50	CG
Acetone	360	130		ug/Kg-dry	211881	1	08/25/2015 13:50	CG
Benzene	BRL	6.7		ug/Kg-dry	211881	1	08/25/2015 13:50	CG
Bromodichloromethane	BRL	6.7		ug/Kg-dry	211881	1	08/25/2015 13:50	CG
Bromoform	BRL	6.7		ug/Kg-dry	211881	1	08/25/2015 13:50	CG
Bromomethane	BRL	6.7		ug/Kg-dry	211881	1	08/25/2015 13:50	CG
Carbon disulfide	BRL	13		ug/Kg-dry	211881	1	08/25/2015 13:50	CG
Carbon tetrachloride	BRL	6.7		ug/Kg-dry	211881	1	08/25/2015 13:50	CG
Chlorobenzene	BRL	6.7		ug/Kg-dry	211881	1	08/25/2015 13:50	CG
Chloroethane	BRL	13		ug/Kg-dry	211881	1	08/25/2015 13:50	CG
Chloroform	BRL	6.7		ug/Kg-dry	211881	1	08/25/2015 13:50	CG
Chloromethane	BRL	13		ug/Kg-dry	211881	1	08/25/2015 13:50	CG
cis-1,2-Dichloroethene	BRL	6.7		ug/Kg-dry	211881	1	08/25/2015 13:50	CG
cis-1,3-Dichloropropene	BRL	6.7		ug/Kg-dry	211881	1	08/25/2015 13:50	CG
Cyclohexane	BRL	6.7		ug/Kg-dry	211881	1	08/25/2015 13:50	CG
Dibromochloromethane	BRL	6.7		ug/Kg-dry	211881	1	08/25/2015 13:50	CG
Dichlorodifluoromethane	BRL	13		ug/Kg-dry	211881	1	08/25/2015 13:50	CG
Ethylbenzene	BRL	6.7		ug/Kg-dry	211881	1	08/25/2015 13:50	CG
Freon-113	BRL	13		ug/Kg-dry	211881	1	08/25/2015 13:50	CG
Isopropylbenzene	BRL	6.7		ug/Kg-dry	211881	1	08/25/2015 13:50	CG
m,p-Xylene	BRL	6.7		ug/Kg-dry	211881	1	08/25/2015 13:50	CG
Methyl acetate	BRL	6.7		ug/Kg-dry	211881	1	08/25/2015 13:50	CG
Methyl tert-butyl ether	BRL	6.7		ug/Kg-dry	211881	1	08/25/2015 13:50	CG
Methylcyclohexane	BRL	6.7		ug/Kg-dry	211881	1	08/25/2015 13:50	CG
Methylene chloride	BRL	27		ug/Kg-dry	211881	1	08/25/2015 13:50	CG

Qualifiers:

- * Value exceeds maximum contaminant level
- BRL Below reporting limit
- H Holding times for preparation or analysis exceeded
- N Analyte not NELAC certified
- B Analyte detected in the associated method blank
- > Greater than Result value
- E Estimated (value above quantitation range)
- S Spike Recovery outside limits due to matrix
- Narr See case narrative
- NC Not confirmed
- < Less than Result value
- J Estimated value detected below Reporting Limit

Analytical Environmental Services, Inc **Date:** 27-Aug-15

Client:	Environmental Planning Specialists, Inc.	**Client Sample ID:**	15231-SD-9
Lab Order	1508H20	**Tag Number:**	
Project Name:	PPC	**Collection Date:**	8/19/2015 8:32:00 AM
Lab ID:	1508H20-033A	**Matrix:**	Soil

Analyses	Result	Reporting Limit	Qual	Units	BatchID	Dilution Factor	Date Analyzed	Analyst
TCL VOLATILE ORGANICS SW8260B				**(SW5035)**				
o-Xylene	BRL	6.7		ug/Kg-dry	211881	1	08/25/2015 13:50	CG
Styrene	BRL	6.7		ug/Kg-dry	211881	1	08/25/2015 13:50	CG
Tetrachloroethene	BRL	6.7		ug/Kg-dry	211881	1	08/25/2015 13:50	CG
Toluene	BRL	6.7		ug/Kg-dry	211881	1	08/25/2015 13:50	CG
trans-1,2-Dichloroethene	BRL	6.7		ug/Kg-dry	211881	1	08/25/2015 13:50	CG
trans-1,3-Dichloropropene	BRL	6.7		ug/Kg-dry	211881	1	08/25/2015 13:50	CG
Trichloroethene	BRL	6.7		ug/Kg-dry	211881	1	08/25/2015 13:50	CG
Trichlorofluoromethane	BRL	6.7		ug/Kg-dry	211881	1	08/25/2015 13:50	CG
Vinyl chloride	BRL	13		ug/Kg-dry	211881	1	08/25/2015 13:50	CG
Surr: 4-Bromofluorobenzene	67.6	70-128	S	%REC	211881	1	08/25/2015 13:50	CG
Surr: Dibromofluoromethane	95.2	78.2-128		%REC	211881	1	08/25/2015 13:50	CG
Surr: Toluene-d8	89.9	76.5-116		%REC	211881	1	08/25/2015 13:50	CG

Qualifiers:

- * Value exceeds maximum contaminant level
- BRL Below reporting limit
- H Holding times for preparation or analysis exceeded
- N Analyte not NELAC certified
- B Analyte detected in the associated method blank
- > Greater than Result value
- E Estimated (value above quantitation range)
- S Spike Recovery outside limits due to matrix
- Narr See case narrative
- NC Not confirmed
- < Less than Result value
- J Estimated value detected below Reporting Limit

Analytical Environmental Services, Inc **Date:** 27-Aug-15

Client:	Environmental Planning Specialists, Inc.	**Client Sample ID:**	15231-SD-9
Lab Order	1508H20	**Tag Number:**	
Project Name:	PPC	**Collection Date:**	8/19/2015 8:32:00 AM
Lab ID:	1508H20-033B	**Matrix:**	Soil

Analyses	Result	Reporting Limit	Qual	Units	BatchID	Dilution Factor	Date Analyzed	Analyst
PERCENT MOISTURE D2216								
Percent Moisture	26.7	0		wt%	R298772	1	08/26/2015 11:00	PF

Qualifiers:

*	Value exceeds maximum contaminant level	E	Estimated (value above quantitation range)
BRL	Below reporting limit	S	Spike Recovery outside limits due to matrix
H	Holding times for preparation or analysis exceeded	Narr	See case narrative
N	Analyte not NELAC certified	NC	Not confirmed
B	Analyte detected in the associated method blank	<	Less than Result value
>	Greater than Result value	J	Estimated value detected below Reporting Limit

Analytical Environmental Services, Inc.

Sample/Cooler Receipt Checklist

Client EPS Work Order Number 1504H20

Checklist completed by Miriam Duran 4/20/15
Signature Date

Carrier name: FedEx __ UPS __ Courier __ Client ✓ US Mail __ Other _____

Shipping container/cooler in good condition? Yes ✓ No __ Not Present __

Custody seals intact on shipping container/cooler? Yes __ No __ Not Present ✓

Custody seals intact on sample bottles? Yes __ No __ Not Present ✓

Container/Temp Blank temperature in compliance? (0°≤6°C)* Yes ✓ No __

Cooler #1 3.1' Cooler #2 _____ Cooler #3 _____ Cooler #4 _____ Cooler#5 _____ Cooler #6 _____

Chain of custody present? Yes ✓ No __

Chain of custody signed when relinquished and received? Yes ✓ No __

Chain of custody agrees with sample labels? Yes ✓ No __

Samples in proper container/bottle? Yes ✓ No __

Sample containers intact? Yes ✓ No __

Sufficient sample volume for indicated test? Yes ✓ No __

All samples received within holding time? Yes ✓ No __

Was TAT marked on the COC? Yes ✓ No __

Proceed with Standard TAT as per project history? Yes __ No __ Not Applicable ✓

Water - VOA vials have zero headspace? No VOA vials submitted __ Yes ✓ No __

Water - pH acceptable upon receipt? Yes ✓ No __ Not Applicable __

Adjusted? _____ Checked by _____

Sample Condition: Good ✓ Other(Explain) _____

(For diffusive samples or AIHA lead) Is a known blank included? Yes __ No ✓

See Case Narrative for resolution of the Non-Conformance.

* Samples do not have to comply with the given range for certain parameters.

Client: Environmental Planning Specialists, Inc.
Project Name: PPC
Workorder: 1508H20

ANALYTICAL QC SUMMARY REPORT

BatchID: 211881

Sample ID: **MB-211881** Client ID: Units: **ug/Kg** Prep Date: **08/22/2015** Run No: **298558**
SampleType: **MBLK** TestCode: **TCL VOLATILE ORGANICS SW8260B** BatchID: **211881** Analysis Date: **08/22/2015** Seq No: **6373695**

Analyte	Result	RPT Limit	SPK value	SPK Ref Val	%REC	Low Limit	High Limit	RPD Ref Val	%RPD	RPD Limit	Qual
1,1,1-Trichloroethane	BRL	5.0									
1,1,2,2-Tetrachloroethane	BRL	5.0									
1,1,2-Trichloroethane	BRL	5.0									
1,1-Dichloroethane	BRL	5.0									
1,1-Dichloroethene	BRL	5.0									
1,2,4-Trichlorobenzene	BRL	5.0									
1,2-Dibromo-3-chloropropane	BRL	5.0									
1,2-Dibromoethane	BRL	5.0									
1,2-Dichlorobenzene	BRL	5.0									
1,2-Dichloroethane	BRL	5.0									
1,2-Dichloropropane	BRL	5.0									
1,3-Dichlorobenzene	BRL	5.0									
1,4-Dichlorobenzene	BRL	5.0									
2-Butanone	BRL	50									
2-Hexanone	BRL	10									
4-Methyl-2-pentanone	BRL	10									
Acetone	BRL	100									
Benzene	BRL	5.0									
Bromodichloromethane	BRL	5.0									
Bromoform	BRL	5.0									
Bromomethane	BRL	5.0									
Carbon disulfide	BRL	10									
Carbon tetrachloride	BRL	5.0									
Chlorobenzene	BRL	5.0									
Chloroethane	BRL	10									
Chloroform	BRL	5.0									
Chloromethane	BRL	10									

Qualifiers:

>	Greater than Result value	<	Less than Result value	B	Analyte detected in the associated method blank
BRL	Below reporting limit	E	Estimated (value above quantitation range)	H	Holding times for preparation or analysis exceeded
J	Estimated value detected below Reporting Limit	N	Analyte not NELAC certified	R	RPD outside limits due to matrix
Rpt Lim	Reporting Limit	S	Spike Recovery outside limits due to matrix		

Client: Environmental Planning Specialists, Inc.
Project Name: PPC
Workorder: 1508H20

ANALYTICAL QC SUMMARY REPORT

BatchID: 211881

Sample ID: **MB-211881** Client ID: Units: **ug/Kg** Prep Date: **08/22/2015** Run No: **298558**
SampleType: **MBLK** TestCode: **TCL VOLATILE ORGANICS SW8260B** BatchID: **211881** Analysis Date: **08/22/2015** Seq No: **6373695**

Analyte	Result	RPT Limit	SPK value	SPK Ref Val	%REC	Low Limit	High Limit	RPD Ref Val	%RPD	RPD Limit	Qual
cis-1,2-Dichloroethene	BRL	5.0									
cis-1,3-Dichloropropene	BRL	5.0									
Cyclohexane	BRL	5.0									
Dibromochloromethane	BRL	5.0									
Dichlorodifluoromethane	BRL	10									
Ethylbenzene	BRL	5.0									
Freon-113	BRL	10									
Isopropylbenzene	BRL	5.0									
m,p-Xylene	BRL	5.0									
Methyl acetate	BRL	5.0									
Methyl tert-butyl ether	BRL	5.0									
Methylcyclohexane	BRL	5.0									
Methylene chloride	BRL	20									
o-Xylene	BRL	5.0									
Styrene	BRL	5.0									
Tetrachloroethene	BRL	5.0									
Toluene	BRL	5.0									
trans-1,2-Dichloroethene	BRL	5.0									
trans-1,3-Dichloropropene	BRL	5.0									
Trichloroethene	BRL	5.0									
Trichlorofluoromethane	BRL	5.0									
Vinyl chloride	BRL	10									
Surr: 4-Bromofluorobenzene	43.05	0	50.00		86.1	70	128				
Surr: Dibromofluoromethane	49.78	0	50.00		99.6	78.2	128				
Surr: Toluene-d8	49.02	0	50.00		98.0	76.5	116				

Qualifiers:

>	Greater than Result value	<	Less than Result value	B	Analyte detected in the associated method blank
BRL	Below reporting limit	E	Estimated (value above quantitation range)	H	Holding times for preparation or analysis exceeded
J	Estimated value detected below Reporting Limit	N	Analyte not NELAC certified	R	RPD outside limits due to matrix
Rpt Lim	Reporting Limit	S	Spike Recovery outside limits due to matrix		

Client: Environmental Planning Specialists, Inc.
Project Name: PPC
Workorder: 1508H20

ANALYTICAL QC SUMMARY REPORT

BatchID: 211881

Sample ID: **LCS-211881** Client ID: Units: **ug/Kg** Prep Date: **08/22/2015** Run No: **298558**
SampleType: **LCS** TestCode: **TCL VOLATILE ORGANICS SW8260B** BatchID: **211881** Analysis Date: **08/22/2015** Seq No: **6373692**

Analyte	Result	RPT Limit	SPK value	SPK Ref Val	%REC	Low Limit	High Limit	RPD Ref Val	%RPD	RPD Limit	Qual
1,1-Dichloroethene	56.42	5.0	50.00		113	69.9	145				
Benzene	52.12	5.0	50.00		104	72.3	130				
Chlorobenzene	51.59	5.0	50.00		103	69	130				
Toluene	54.40	5.0	50.00		109	71.1	130				
Trichloroethene	52.98	5.0	50.00		106	71.7	136				
Surr: 4-Bromofluorobenzene	44.75	0	50.00		89.5	70	128				
Surr: Dibromofluoromethane	47.86	0	50.00		95.7	78.2	128				
Surr: Toluene-d8	49.72	0	50.00		99.4	76.5	116				

Sample ID: **1508H20-017AMS** Client ID: **15229-SB-19-2** Units: **ug/Kg-dry** Prep Date: **08/22/2015** Run No: **298558**
SampleType: **MS** TestCode: **TCL VOLATILE ORGANICS SW8260B** BatchID: **211881** Analysis Date: **08/22/2015** Seq No: **6373693**

Analyte	Result	RPT Limit	SPK value	SPK Ref Val	%REC	Low Limit	High Limit	RPD Ref Val	%RPD	RPD Limit	Qual
1,1-Dichloroethene	70.09	6.2	61.89		113	56.6	151				
Benzene	63.11	6.2	61.89		102	70.4	130				
Chlorobenzene	59.33	6.2	61.89		95.9	67.5	132				
Toluene	63.88	6.2	61.89		103	70.4	130				
Trichloroethene	61.55	6.2	61.89		99.4	70.1	137				
Surr: 4-Bromofluorobenzene	54.36	0	61.89		87.8	70	128				
Surr: Dibromofluoromethane	59.93	0	61.89		96.8	78.2	128				
Surr: Toluene-d8	61.19	0	61.89		98.9	76.5	116				

Sample ID: **1508H20-017AMSD** Client ID: **15229-SB-19-2** Units: **ug/Kg-dry** Prep Date: **08/22/2015** Run No: **298558**
SampleType: **MSD** TestCode: **TCL VOLATILE ORGANICS SW8260B** BatchID: **211881** Analysis Date: **08/22/2015** Seq No: **6373694**

Analyte	Result	RPT Limit	SPK value	SPK Ref Val	%REC	Low Limit	High Limit	RPD Ref Val	%RPD	RPD Limit	Qual
1,1-Dichloroethene	72.61	6.2	61.89		117	56.6	151	70.09	3.54	20.4	
Benzene	65.34	6.2	61.89		106	70.4	130	63.11	3.47	16.9	

Qualifiers:

>	Greater than Result value	<	Less than Result value	B	Analyte detected in the associated method blank
BRL	Below reporting limit	E	Estimated (value above quantitation range)	H	Holding times for preparation or analysis exceeded
J	Estimated value detected below Reporting Limit	N	Analyte not NELAC certified	R	RPD outside limits due to matrix
Rpt Lim	Reporting Limit	S	Spike Recovery outside limits due to matrix		

Client: Environmental Planning Specialists, Inc.
Project Name: PPC
Workorder: 1508H20

ANALYTICAL QC SUMMARY REPORT

BatchID: 211881

Sample ID: **1508H20-017AMSD** Client ID: **15229-SB-19-2** Units: **ug/Kg-dry** Prep Date: **08/22/2015** Run No: **298558**
SampleType: **MSD** TestCode: **TCL VOLATILE ORGANICS SW8260B** BatchID: **211881** Analysis Date: **08/22/2015** Seq No: **6373694**

Analyte	Result	RPT Limit	SPK value	SPK Ref Val	%REC	Low Limit	High Limit	RPD Ref Val	%RPD	RPD Limit	Qual
Chlorobenzene	62.76	6.2	61.89		101	67.5	132	59.33	5.62	14.6	
Toluene	64.79	6.2	61.89		105	70.4	130	63.88	1.42	16.6	
Trichloroethene	64.74	6.2	61.89		105	70.1	137	61.55	5.06	17	
Surr: 4-Bromofluorobenzene	54.91	0	61.89		88.7	70	128	54.36	0	0	
Surr: Dibromofluoromethane	59.75	0	61.89		96.5	78.2	128	59.93	0	0	
Surr: Toluene-d8	61.06	0	61.89		98.7	76.5	116	61.19	0	0	

Qualifiers:

>	Greater than Result value	<	Less than Result value	B	Analyte detected in the associated method blank
BRL	Below reporting limit	E	Estimated (value above quantitation range)	H	Holding times for preparation or analysis exceeded
J	Estimated value detected below Reporting Limit	N	Analyte not NELAC certified	R	RPD outside limits due to matrix
Rpt Lim	Reporting Limit	S	Spike Recovery outside limits due to matrix		

Client: Environmental Planning Specialists, Inc.
Project Name: PPC
Workorder: 1508H20

ANALYTICAL QC SUMMARY REPORT

BatchID: 211904

Sample ID: **MB-211904** Client ID: Units: **ug/Kg** Prep Date: **08/24/2015** Run No: **298538**
SampleType: **MBLK** TestCode: **TCL VOLATILE ORGANICS SW8260B** BatchID: **211904** Analysis Date: **08/24/2015** Seq No: **6373296**

Analyte	Result	RPT Limit	SPK value	SPK Ref Val	%REC	Low Limit	High Limit	RPD Ref Val	%RPD	RPD Limit	Qual
1,1,1-Trichloroethane	BRL	250									
1,1,2,2-Tetrachloroethane	BRL	250									
1,1,2-Trichloroethane	BRL	250									
1,1-Dichloroethane	BRL	250									
1,1-Dichloroethene	BRL	250									
1,2,4-Trichlorobenzene	BRL	250									
1,2-Dibromo-3-chloropropane	BRL	250									
1,2-Dibromoethane	BRL	250									
1,2-Dichlorobenzene	BRL	250									
1,2-Dichloroethane	BRL	250									
1,2-Dichloropropane	BRL	250									
1,3-Dichlorobenzene	BRL	250									
1,4-Dichlorobenzene	BRL	250									
2-Butanone	BRL	2500									
2-Hexanone	BRL	500									
4-Methyl-2-pentanone	BRL	500									
Acetone	BRL	5000									
Benzene	BRL	250									
Bromodichloromethane	BRL	250									
Bromoform	BRL	250									
Bromomethane	BRL	250									
Carbon disulfide	BRL	500									
Carbon tetrachloride	BRL	250									
Chlorobenzene	BRL	250									
Chloroethane	BRL	500									
Chloroform	BRL	250									
Chloromethane	BRL	500									

Qualifiers:

>	Greater than Result value	<	Less than Result value	B	Analyte detected in the associated method blank
BRL	Below reporting limit	E	Estimated (value above quantitation range)	H	Holding times for preparation or analysis exceeded
J	Estimated value detected below Reporting Limit	N	Analyte not NELAC certified	R	RPD outside limits due to matrix
Rpt Lim	Reporting Limit	S	Spike Recovery outside limits due to matrix		

Client: Environmental Planning Specialists, Inc.
Project Name: PPC
Workorder: 1508H20

ANALYTICAL QC SUMMARY REPORT

BatchID: 211904

Sample ID: **MB-211904** Client ID: Units: **ug/Kg** Prep Date: **08/24/2015** Run No: **298538**
SampleType: **MBLK** TestCode: **TCL VOLATILE ORGANICS SW8260B** BatchID: **211904** Analysis Date: **08/24/2015** Seq No: **6373296**

Analyte	Result	RPT Limit	SPK value	SPK Ref Val	%REC	Low Limit	High Limit	RPD Ref Val	%RPD	RPD Limit	Qual
cis-1,2-Dichloroethene	BRL	250									
cis-1,3-Dichloropropene	BRL	250									
Cyclohexane	BRL	250									
Dibromochloromethane	BRL	250									
Dichlorodifluoromethane	BRL	500									
Ethylbenzene	BRL	250									
Freon-113	BRL	500									
Isopropylbenzene	BRL	250									
m,p-Xylene	BRL	250									
Methyl acetate	BRL	250									
Methyl tert-butyl ether	BRL	250									
Methylcyclohexane	BRL	250									
Methylene chloride	BRL	1000									
o-Xylene	BRL	250									
Styrene	BRL	250									
Tetrachloroethene	BRL	250									
Toluene	BRL	250									
trans-1,2-Dichloroethene	BRL	250									
trans-1,3-Dichloropropene	BRL	250									
Trichloroethene	BRL	250									
Trichlorofluoromethane	BRL	250									
Vinyl chloride	BRL	500									
Surr: 4-Bromofluorobenzene	1836	0	2500		73.4	70	128				
Surr: Dibromofluoromethane	2852	0	2500		114	78.2	128				
Surr: Toluene-d8	2670	0	2500		107	76.5	116				

Qualifiers:

>	Greater than Result value	<	Less than Result value	B	Analyte detected in the associated method blank
BRL	Below reporting limit	E	Estimated (value above quantitation range)	H	Holding times for preparation or analysis exceeded
J	Estimated value detected below Reporting Limit	N	Analyte not NELAC certified	R	RPD outside limits due to matrix
Rpt Lim	Reporting Limit	S	Spike Recovery outside limits due to matrix		

Client: Environmental Planning Specialists, Inc.
Project Name: PPC
Workorder: 1508H20

ANALYTICAL QC SUMMARY REPORT

BatchID: 211904

Sample ID: **LCS-211904** Client ID: Units: **ug/Kg** Prep Date: **08/24/2015** Run No: **298538**
SampleType: **LCS** TestCode: **TCL VOLATILE ORGANICS SW8260B** BatchID: **211904** Analysis Date: **08/24/2015** Seq No: **6373295**

Analyte	Result	RPT Limit	SPK value	SPK Ref Val	%REC	Low Limit	High Limit	RPD Ref Val	%RPD	RPD Limit	Qual
1,1-Dichloroethene	2487	250	2500		99.5	69.9	145				
Benzene	2544	250	2500		102	72.3	130				
Chlorobenzene	2754	250	2500		110	69	130				
Toluene	2614	250	2500		105	71.1	130				
Trichloroethene	2522	250	2500		101	71.7	136				
Surr: 4-Bromofluorobenzene	1946	0	2500		77.9	70	128				
Surr: Dibromofluoromethane	2781	0	2500		111	78.2	128				
Surr: Toluene-d8	2631	0	2500		105	76.5	116				

Sample ID: **1508F52-001AMS** Client ID: Units: **ug/Kg-dry** Prep Date: **08/24/2015** Run No: **298538**
SampleType: **MS** TestCode: **TCL VOLATILE ORGANICS SW8260B** BatchID: **211904** Analysis Date: **08/24/2015** Seq No: **6373579**

Analyte	Result	RPT Limit	SPK value	SPK Ref Val	%REC	Low Limit	High Limit	RPD Ref Val	%RPD	RPD Limit	Qual
1,1-Dichloroethene	463800	43000	425600		109	56.6	151				
Benzene	445600	43000	425600		105	70.4	130				
Chlorobenzene	464600	43000	425600		109	67.5	132				
Toluene	464500	43000	425600		109	70.4	130				
Trichloroethene	435100	43000	425600		102	70.1	137				
Surr: 4-Bromofluorobenzene	307400	0	425600		72.2	70	128				
Surr: Dibromofluoromethane	472800	0	425600		111	78.2	128				
Surr: Toluene-d8	447400	0	425600		105	76.5	116				

Sample ID: **1508F52-001AMSD** Client ID: Units: **ug/Kg-dry** Prep Date: **08/24/2015** Run No: **298538**
SampleType: **MSD** TestCode: **TCL VOLATILE ORGANICS SW8260B** BatchID: **211904** Analysis Date: **08/24/2015** Seq No: **6373580**

Analyte	Result	RPT Limit	SPK value	SPK Ref Val	%REC	Low Limit	High Limit	RPD Ref Val	%RPD	RPD Limit	Qual
1,1-Dichloroethene	480100	43000	425600		113	56.6	151	463800	3.44	20.4	
Benzene	447100	43000	425600		105	70.4	130	445600	0.343	16.9	

Qualifiers:

>	Greater than Result value	<	Less than Result value	B	Analyte detected in the associated method blank
BRL	Below reporting limit	E	Estimated (value above quantitation range)	H	Holding times for preparation or analysis exceeded
J	Estimated value detected below Reporting Limit	N	Analyte not NELAC certified	R	RPD outside limits due to matrix
Rpt Lim	Reporting Limit	S	Spike Recovery outside limits due to matrix		

Client: Environmental Planning Specialists, Inc.
Project Name: PPC
Workorder: 1508H20

ANALYTICAL QC SUMMARY REPORT

BatchID: 211904

Sample ID: **1508F52-001AMSD** Client ID:
SampleType: **MSD** TestCode: **TCL VOLATILE ORGANICS SW8260B**
Units: **ug/Kg-dry** Prep Date: **08/24/2015** Run No: **298538**
BatchID: **211904** Analysis Date: **08/24/2015** Seq No: **6373580**

Analyte	Result	RPT Limit	SPK value	SPK Ref Val	%REC	Low Limit	High Limit	RPD Ref Val	%RPD	RPD Limit	Qual
Chlorobenzene	464800	43000	425600		109	67.5	132	464600	0.037	14.6	
Toluene	474700	43000	425600		112	70.4	130	464500	2.18	16.6	
Trichloroethene	447100	43000	425600		105	70.1	137	435100	2.70	17	
Surr: 4-Bromofluorobenzene	314900	0	425600		74.0	70	128	307400	0	0	
Surr: Dibromofluoromethane	460600	0	425600		108	78.2	128	472800	0	0	
Surr: Toluene-d8	443300	0	425600		104	76.5	116	447400	0	0	

Qualifiers:

>	Greater than Result value	<	Less than Result value	B	Analyte detected in the associated method blank
BRL	Below reporting limit	E	Estimated (value above quantitation range)	H	Holding times for preparation or analysis exceeded
J	Estimated value detected below Reporting Limit	N	Analyte not NELAC certified	R	RPD outside limits due to matrix
Rpt Lim	Reporting Limit	S	Spike Recovery outside limits due to matrix		

Client: Environmental Planning Specialists, Inc.
Project Name: PPC
Workorder: 1508H20

ANALYTICAL QC SUMMARY REPORT

BatchID: 211946

Sample ID: **MB-211946** Client ID: Units: **ug/L** Prep Date: **08/24/2015** Run No: **298588**
SampleType: **MBLK** TestCode: **TCL VOLATILE ORGANICS SW8260B** BatchID: **211946** Analysis Date: **08/24/2015** Seq No: **6376332**

Analyte	Result	RPT Limit	SPK value	SPK Ref Val	%REC	Low Limit	High Limit	RPD Ref Val	%RPD	RPD Limit	Qual
1,1,1-Trichloroethane	BRL	5.0									
1,1,2,2-Tetrachloroethane	BRL	5.0									
1,1,2-Trichloroethane	BRL	5.0									
1,1-Dichloroethane	BRL	5.0									
1,1-Dichloroethene	BRL	5.0									
1,2,4-Trichlorobenzene	BRL	5.0									
1,2-Dibromo-3-chloropropane	BRL	5.0									
1,2-Dibromoethane	BRL	5.0									
1,2-Dichlorobenzene	BRL	5.0									
1,2-Dichloroethane	BRL	5.0									
1,2-Dichloropropane	BRL	5.0									
1,3-Dichlorobenzene	BRL	5.0									
1,4-Dichlorobenzene	BRL	5.0									
2-Butanone	BRL	50									
2-Hexanone	BRL	10									
4-Methyl-2-pentanone	BRL	10									
Acetone	BRL	50									
Benzene	BRL	5.0									
Bromodichloromethane	BRL	5.0									
Bromoform	BRL	5.0									
Bromomethane	BRL	5.0									
Carbon disulfide	BRL	5.0									
Carbon tetrachloride	BRL	5.0									
Chlorobenzene	BRL	5.0									
Chloroethane	BRL	10									
Chloroform	BRL	5.0									
Chloromethane	BRL	10									

Qualifiers:

>	Greater than Result value	<	Less than Result value	B	Analyte detected in the associated method blank
BRL	Below reporting limit	E	Estimated (value above quantitation range)	H	Holding times for preparation or analysis exceeded
J	Estimated value detected below Reporting Limit	N	Analyte not NELAC certified	R	RPD outside limits due to matrix
Rpt Lim	Reporting Limit	S	Spike Recovery outside limits due to matrix		

Client: Environmental Planning Specialists, Inc.
Project Name: PPC
Workorder: 1508H20

ANALYTICAL QC SUMMARY REPORT

BatchID: 211946

Sample ID: **MB-211946** Client ID: Units: **ug/L** Prep Date: **08/24/2015** Run No: **298588**
SampleType: **MBLK** TestCode: **TCL VOLATILE ORGANICS SW8260B** BatchID: **211946** Analysis Date: **08/24/2015** Seq No: **6376332**

Analyte	Result	RPT Limit	SPK value	SPK Ref Val	%REC	Low Limit	High Limit	RPD Ref Val	%RPD	RPD Limit	Qual
cis-1,2-Dichloroethene	BRL	5.0									
cis-1,3-Dichloropropene	BRL	5.0									
Cyclohexane	BRL	5.0									
Dibromochloromethane	BRL	5.0									
Dichlorodifluoromethane	BRL	10									
Ethylbenzene	BRL	5.0									
Freon-113	BRL	10									
Isopropylbenzene	BRL	5.0									
m,p-Xylene	BRL	5.0									
Methyl acetate	BRL	5.0									
Methyl tert-butyl ether	BRL	5.0									
Methylcyclohexane	BRL	5.0									
Methylene chloride	BRL	5.0									
o-Xylene	BRL	5.0									
Styrene	BRL	5.0									
Tetrachloroethene	BRL	5.0									
Toluene	BRL	5.0									
trans-1,2-Dichloroethene	BRL	5.0									
trans-1,3-Dichloropropene	BRL	5.0									
Trichloroethene	BRL	5.0									
Trichlorofluoromethane	BRL	5.0									
Vinyl chloride	BRL	2.0									
Surr: 4-Bromofluorobenzene	44.83	0	50.00		89.7	70.6	123				
Surr: Dibromofluoromethane	47.99	0	50.00		96.0	78.7	124				
Surr: Toluene-d8	43.89	0	50.00		87.8	81.3	120				

Qualifiers:

>	Greater than Result value	<	Less than Result value	B	Analyte detected in the associated method blank
BRL	Below reporting limit	E	Estimated (value above quantitation range)	H	Holding times for preparation or analysis exceeded
J	Estimated value detected below Reporting Limit	N	Analyte not NELAC certified	R	RPD outside limits due to matrix
Rpt Lim	Reporting Limit	S	Spike Recovery outside limits due to matrix		

Client: Environmental Planning Specialists, Inc.
Project Name: PPC
Workorder: 1508H20

ANALYTICAL QC SUMMARY REPORT

BatchID: 211946

Sample ID: **LCS-211946** Client ID: Units: **ug/L** Prep Date: **08/24/2015** Run No: **298588**
SampleType: **LCS** TestCode: **TCL VOLATILE ORGANICS SW8260B** BatchID: **211946** Analysis Date: **08/24/2015** Seq No: **6376331**

Analyte	Result	RPT Limit	SPK value	SPK Ref Val	%REC	Low Limit	High Limit	RPD Ref Val	%RPD	RPD Limit	Qual
1,1-Dichloroethene	42.90	5.0	50.00		85.8	64.2	137				
Benzene	48.48	5.0	50.00		97.0	72.8	128				
Chlorobenzene	45.06	5.0	50.00		90.1	72.3	126				
Toluene	48.99	5.0	50.00		98.0	74.9	127				
Trichloroethene	49.12	5.0	50.00		98.2	70.5	134				
Surr: 4-Bromofluorobenzene	45.89	0	50.00		91.8	70.6	123				
Surr: Dibromofluoromethane	46.59	0	50.00		93.2	78.7	124				
Surr: Toluene-d8	46.78	0	50.00		93.6	81.3	120				

Sample ID: **1508J05-008AMS** Client ID: Units: **ug/L** Prep Date: **08/24/2015** Run No: **298588**
SampleType: **MS** TestCode: **TCL VOLATILE ORGANICS SW8260B** BatchID: **211946** Analysis Date: **08/24/2015** Seq No: **6376301**

Analyte	Result	RPT Limit	SPK value	SPK Ref Val	%REC	Low Limit	High Limit	RPD Ref Val	%RPD	RPD Limit	Qual
1,1-Dichloroethene	51.37	5.0	50.00		103	60.5	156				
Benzene	51.74	5.0	50.00		103	70	135				
Chlorobenzene	49.05	5.0	50.00		98.1	70.5	132				
Toluene	53.00	5.0	50.00		106	70.5	137				
Trichloroethene	53.33	5.0	50.00		107	71.8	139				
Surr: 4-Bromofluorobenzene	41.69	0	50.00		83.4	70.6	123				
Surr: Dibromofluoromethane	47.52	0	50.00		95.0	78.7	124				
Surr: Toluene-d8	45.53	0	50.00		91.1	81.3	120				

Sample ID: **1508J05-008AMSD** Client ID: Units: **ug/L** Prep Date: **08/24/2015** Run No: **298588**
SampleType: **MSD** TestCode: **TCL VOLATILE ORGANICS SW8260B** BatchID: **211946** Analysis Date: **08/24/2015** Seq No: **6376302**

Analyte	Result	RPT Limit	SPK value	SPK Ref Val	%REC	Low Limit	High Limit	RPD Ref Val	%RPD	RPD Limit	Qual
1,1-Dichloroethene	53.89	5.0	50.00		108	60.5	156	51.37	4.79	20	
Benzene	51.14	5.0	50.00		102	70	135	51.74	1.17	20	

Qualifiers:

>	Greater than Result value	<	Less than Result value	B	Analyte detected in the associated method blank
BRL	Below reporting limit	E	Estimated (value above quantitation range)	H	Holding times for preparation or analysis exceeded
J	Estimated value detected below Reporting Limit	N	Analyte not NELAC certified	R	RPD outside limits due to matrix
Rpt Lim	Reporting Limit	S	Spike Recovery outside limits due to matrix		

Client: Environmental Planning Specialists, Inc.
Project Name: PPC
Workorder: 1508H20

ANALYTICAL QC SUMMARY REPORT

BatchID: 211946

Sample ID: **1508J05-008AMSD** Client ID:
SampleType: **MSD** TestCode: **TCL VOLATILE ORGANICS SW8260B**
Units: **ug/L** Prep Date: **08/24/2015** Run No: **298588**
BatchID: **211946** Analysis Date: **08/24/2015** Seq No: **6376302**

Analyte	Result	RPT Limit	SPK value	SPK Ref Val	%REC	Low Limit	High Limit	RPD Ref Val	%RPD	RPD Limit	Qual
Chlorobenzene	47.70	5.0	50.00		95.4	70.5	132	49.05	2.79	20	
Toluene	51.95	5.0	50.00		104	70.5	137	53.00	2.00	20	
Trichloroethene	50.46	5.0	50.00		101	71.8	139	53.33	5.53	20	
Surr: 4-Bromofluorobenzene	45.84	0	50.00		91.7	70.6	123	41.69	0	0	
Surr: Dibromofluoromethane	46.93	0	50.00		93.9	78.7	124	47.52	0	0	
Surr: Toluene-d8	45.55	0	50.00		91.1	81.3	120	45.53	0	0	

Qualifiers:

>	Greater than Result value	<	Less than Result value	B	Analyte detected in the associated method blank
BRL	Below reporting limit	E	Estimated (value above quantitation range)	H	Holding times for preparation or analysis exceeded
J	Estimated value detected below Reporting Limit	N	Analyte not NELAC certified	R	RPD outside limits due to matrix
Rpt Lim	Reporting Limit	S	Spike Recovery outside limits due to matrix		

ALS Laboratory Data - August

ALS Environmental
ALS Group USA, Corp
1565 Jefferson Rd, Building 300, Suite 360
Rochester, NY 14623
T: 585-288-5380
F: 585-288-8475
www.alsglobal.com

September 09, 2015

Analytical Report for Service Request No: R1506803

Mr. William Crowe
Environmental Planning Specialists
1050 Crown Pointe Parkway
Suite 550
Atlanta, GA 30338

Laboratory Results for: PPC

Dear Mr. Crowe:

Enclosed are the results of the sample(s) submitted to our laboratory between August 18, 2015 and August 20, 2015. For your reference, these analyses have been assigned our service request number **R1506803**.

All analyses were performed according to our laboratory's quality assurance program. The test results meet requirements of the NELAP standards except as noted in the case narrative report. All results are intended to be considered in their entirety, and ALS Environmental is not responsible for use of less than the complete report. Results apply only to the items submitted to the laboratory for analysis and individual items (samples) analyzed, as listed in the report. The measurement uncertainty of the results included in this report is within that expected when using the prescribed method(s) for analysis of these samples, and represented by Laboratory Control Sample control limits. Any events, such as QC failures, which may add to the uncertainty are explained in the report narrative.

Please contact me if you have any questions. My extension is 7472. You may also contact me via email at Janice.Jaeger@alsglobal.com.

Respectfully submitted,

ALS Group USA Corp. dba ALS Environmental

Janice Jaeger
Project Manager

ALS Environmental

Client:	EPS
Service Request No.:	R1506803
Project:	PPC
Date Received:	8/18-20/15
Sample Matrix:	Soil/Water
Project/Case No.:	

CASE NARRATIVE

All analyses were performed consistent with the quality assurance program of ALS Environmental. This report contains analytical results for samples designated for Tier II data deliverables. When appropriate to the method, method blank results have been reported with each analytical test. Surrogate recoveries have been reported for all applicable organic analyses. Additional quality control analyses reported herein include: Laboratory Control Sample (LCS).

Sample Receipt

Water and soil samples were received for analysis at ALS Environmental on 8/18-20/15. The samples were received in good condition and consistent with the accompanying chain of custody form. The samples were stored in a refrigerator between 1°C and 6°C upon receipt at the laboratory.

Inorganics

Soil and water samples were analyzed for a site specific list of inorganics. Please see attached report pages for method numbers.

All Laboratory Control Sample (LCS) recoveries were within limits.

Site specific QC was not requested on these samples.

All Method blanks were free of contamination.

No other analytical or QC problems were encountered.

ALS ASP/CLP Batching Form/Login Sheet

Client Proj #:		Batch Complete: Yes	Date Revised:
Submission:	R1506803	Diskette Requested: No	Date Due: 9/10/15
Client:	Environmental Planning Specialist	Date: 8/24/15	Protocol: MCAWW
Client Rep:	JJAEGER	Custody Seal: Present/Absent:	Shipping No.:
Project:	PPC	Chain of Custody: Present/Absent:	SDG #:

CAS Job #	Client/EPA ID	Matrix	Requested Parameters	Date Sampled	Date Received	pH (Solids)	% Solids	Remarks Sample Condition
R1506803-001	15229-MW-6	Water	218.6 LL	8/17/15	8/18/15			
R1506803-002	15229-MW-2	Water	218.6 LL	8/17/15	8/18/15			
R1506803-003	15229-MW-1	Water	218.6 LL	8/17/15	8/18/15			
R1506803-004	15229-MW-3	Water	218.6 LL	8/17/15	8/18/15			
R1506803-005	15229-MW-4	Water	218.6 LL	8/17/15	8/18/15			
R1506803-006	15229-SB-25-2	Soil	ALS SOP, 7199	8/17/15	8/18/15			
R1506803-007	15229-SB-23-2	Soil	7199, ALS SOP	8/17/15	8/18/15			
R1506803-008	15229-SB-19-2	Soil	7199, ALS SOP	8/17/15	8/18/15			
R1506803-009	15229-SB-24-2	Soil	7199, ALS SOP	8/17/15	8/18/15			
R1506803-010	15229-SB-22-2	Soil	7199, ALS SOP	8/17/15	8/18/15			
R1506803-011	15229-SB-21-2	Soil	7199, ALS SOP	8/17/15	8/18/15			
R1506803-012	15229-SB-18-2	Soil	7199, ALS SOP	8/17/15	8/18/15			
R1506803-013	15229-SB-14-2	Soil	7199, ALS SOP	8/17/15	8/18/15			
R1506803-014	15229-SB-13-2	Soil	7199, ALS SOP	8/17/15	8/18/15			
R1506803-015	15229-SB-20-2	Soil	7199, ALS SOP	8/17/15	8/18/15			
R1506803-016	15230-SB-15-2	Soil	7199, ALS SOP	8/18/15	8/19/15			
R1506803-017	15230-SB-16-2	Soil	ALS SOP, 7199	8/18/15	8/19/15			
R1506803-018	15230-SB-17-2	Soil	7199, ALS SOP	8/18/15	8/19/15			
R1506803-019	15230-MW-5	Water	218.6 LL	8/18/15	8/19/15			
R1506803-020	15230-MW-12	Water	218.6 LL	8/18/15	8/19/15			
R1506803-021	15230-MW-13	Water	218.6 LL	8/18/15	8/19/15			
R1506803-022	15231-MW-8	Water	218.6 LL	8/19/15	8/20/15			
R1506803-023	15231-MW-9	Water	218.6 LL	8/19/15	8/20/15			
R1506803-024	15231-MW-7	Water	218.6 LL	8/19/15	8/20/15			
R1506803-025	15231-MW-11	Water	218.6 LL	8/19/15	8/20/15			
R1506803-026	15231-MW-10	Water	218.6 LL	8/19/15	8/20/15			
R1506803-027	15231-DUP	Water	218.6 LL	8/19/15	8/20/15			
R1506803-028	15231-SD-5	Soil	ALS SOP, 7199	8/19/15	8/20/15			
R1506803-029	15231-SD-6	Soil	ALS SOP, 7199	8/19/15	8/20/15			
R1506803-030	15231-SD-7	Soil	7199, ALS SOP	8/19/15	8/20/15			
R1506803-031	15231-SD-8	Soil	7199, ALS SOP	8/19/15	8/20/15			
R1506803-032	15231-SD-9	Soil	7199, ALS SOP	8/19/15	8/20/15			

Folder Comments:

ALS Environmental

REPORT QUALIFIERS AND DEFINITIONS

U Analyte was analyzed for but not detected. The sample quantitation limit has been corrected for dilution and for percent moisture, unless otherwise noted in the case narrative.

J Estimated value due to either being a Tentatively Identified Compound (TIC) or that the concentration is between the MRL and the MDL. Concentrations are not verified within the linear range of the calibration. For DoD: concentration >40% difference between two GC columns (pesticides/Arclors).

B Analyte was also detected in the associated method blank at a concentration that may have contributed to the sample result.

E Inorganics- Concentration is estimated due to the serial dilution was outside control limits.

E Organics- Concentration has exceeded the calibration range for that specific analysis.

D Concentration is a result of a dilution, typically a secondary analysis of the sample due to exceeding the calibration range or that a surrogate has been diluted out of the sample and cannot be assessed.

* Indicates that a quality control parameter has exceeded laboratory limits. Under the "Notes" column of the Form I, this qualifier denotes analysis was performed out of Holding Time.

H Analysis was performed out of hold time for tests that have an "immediate" hold time criteria.

Spike was diluted out.

\+ Correlation coefficient for MSA is <0.995.

N Inorganics- Matrix spike recovery was outside laboratory limits.

N Organics- Presumptive evidence of a compound (reported as a TIC) based on the MS library search.

S Concentration has been determined using Method of Standard Additions (MSA).

W Post-Digestion Spike recovery is outside control limits and the sample absorbance is <50% of the spike absorbance.

P Concentration >40% (25% for CLP) difference between the two GC columns.

C Confirmed by GC/MS

Q DoD reports: indicates a pesticide/Aroclor is not confirmed (≥100% Difference between two GC columns).

X See Case Narrative for discussion.

MRL Method Reporting Limit. Also known as:
LOQ Limit of Quantitation (LOQ)
The lowest concentration at which the method analyte may be reliably quantified under the method conditions.

MDL Method Detection Limit. A statistical value derived from a study designed to provide the lowest concentration that will be detected 99% of the time. Values between the MDL and MRL are estimated (see J qualifier).

LOD Limit of Detection. A value at or above the MDL which has been verified to be detectable.

ND Non-Detect. Analyte was not detected at the concentration listed. Same as U qualifier.

ACCREDITED IN ACCORDANCE WITH nelac

Rochester Lab ID # for State Certifications[1]

Connecticut ID # PH0556	Maine ID #NY0032	New Hampshire ID # 294100 A/B
Delaware Accredited	Nebraska Accredited	
DoD ELAP #65817	New Jersey ID # NY004	Pennsylvania ID# 68-786
Florida ID # E87674	New York ID # 10145	Rhode Island ID # 158
Illinois ID #200047	North Carolina #676	Virginia #460167

[1] Analyses were performed according to our laboratory's NELAP-approved quality assurance program and any applicable state or agency requirements. The test results meet requirements of the current NELAP/TNI standards or state or agency requirements, where applicable, except as noted in the case narrative. Since not all analyte/method/matrix combinations are offered for state/NELAC accreditation, this report may contain results which are not accredited. For a specific list of accredited analytes, contact the laboratory or go to http://www.alsglobal.com/en/Our-Services/Life-Sciences/Environmental/Downloads/North-America-Downloads

ALS Environmental

CHAIN OF CUSTODY/LABORATORY ANALYSIS REQUEST FORM

29352

1565 Jefferson Road, Building 300, Suite 360 ◦ Rochester, NY 14623 | +1 585 288 5380 +1 585 288 8475 (fax) PAGE 1 OF 2

Project Name: PPC	Project Number:
Project Manager: Kirk Kessler	Report CC:
Company/Address: 1050 Crown Pointe Pkwy Ste. 550, Atlanta, GA 30338	
Phone #: (404) 315-9113	Email: kkessler@envplanning.com
Sampler's Signature:	Sampler's Printed Name: Jeff Dennis

ANALYSIS REQUESTED *(Include Method Number and Container Preservative)*

PRESERVATIVE

CLIENT SAMPLE ID	FOR OFFICE USE ONLY LAB ID	SAMPLING DATE	SAMPLING TIME	MATRIX	NUMBER OF CONTAINERS	Hex Chrome (218.6 LL)	Hex Chrome (7199)
15229-MW-6		8-17-15	1055	GW	1	X	
15229-MW-2		8-17-15	1500	GW	1	X	
15229-MW-1		8-17-15	1528	GW	1	X	
15229-MW-3		8-17-15	1713	GW	1	X	
15229-MW-4		8-17-15	1743	GW	1	X	
15229-SB-25-2		8-17-15	1009	SO	1		X
15229-SB-23-2		8-17-15	1101	SO	1		X
15229-SB-19-2		8-17-15	1336	SO	1		X
15229-SB-24-2		8-17-15	1302	SO	1		X
15229-SB-22-2		8-17-15	1317	SO	1		X
15229-SB-21-2		8-17-15	1324	SO	1		X

Preservative Key
0. NONE
1. HCL
2. HNO_3
3. H_2SO_4
4. NaOH
5. Zn. Acetate
6. MeOH
7. $NaHSO_4$
8. Other (Ammonium Sulfate)

REMARKS/ ALTERNATE DESCRIPTION

SPECIAL INSTRUCTIONS/COMMENTS
Metals

See QAPP ☐

STATE WHERE SAMPLES WERE COLLECTED Georgia

TURNAROUND REQUIREMENTS
____ RUSH (SURCHARGES APPLY)
____ 1 day ____ 2 day ____ 3 day
____ 4 day __X__ 5 day

REQUESTED REPORT DATE: _____

REPORT REQUIREMENTS
____ I. Results Only
____ II. Results + QC Summaries (LCS, DUP, MS/MSD as required)
__X__ III. Results + QC and Calibration Summaries
__X__ IV. Data Validation Report with Raw Data

Edata __X__ Yes ____ No

INVOICE INFORMATION
PO #:
BILL TO:

RELINQUISHED BY	RECEIVED BY	RELINQUISHED BY	RECEIVED BY	RELINQUISHED BY	RECEIVED BY
Signature:	Signature:	Signature:	Signature:	Signature:	
Printed Name: Jeff Dennis	Printed Name: J Seward	Printed Name:	Printed Name:	Printed Name:	
Firm: EPS	Firm: ALS	Firm:	Firm:	Firm:	
Date/Time: 8-17-15 1845	Date/Time: 8/18/15 0905	Date/Time:	Date/Time:	Date/Time:	

R1506803
Environmental Planning Specialists
Hexavalent chromium

5

Distribution: White - Lab Copy; Yellow - Return to Originator

© 2012 by ALS Group

CHAIN OF CUSTODY/LABORATORY ANALYSIS REQUEST FORM

29346

ALS Environmental

1565 Jefferson Road, Building 300, Suite 360 • Rochester, NY 14623 | +1 585 288 5380 +1 585 288 8475 (fax) PAGE 2 OF 2

Project Name: PPC	Project Number:
Project Manager: Kirk Kessler	Report CC:
Company/Address: 1050 Crown Pointe Pkwy Ste 550, Atlanta, GA 30338	
Phone #: (404) 315-9113	Email: kkessler@envplanning.com
Sampler's Signature:	Sampler's Printed Name: Jeff Dennis

ANALYSIS REQUESTED *(Include Method Number and Container Preservative)*

PRESERVATIVE

CLIENT SAMPLE ID	FOR OFFICE USE ONLY LAB ID	SAMPLING DATE	SAMPLING TIME	MATRIX	NUMBER OF CONTAINERS	GC/MS VOAs • 8260 • 624 • CLP	GC/MS SVOAs • 8270 • 625	GC VOAs • 8021 • 601/602	PESTICIDES • 8081 • 608	PCBs • 8082 • 608	METALS, TOTAL (List in comments below)	METALS, DISSOLVED (List in comments below)	Hex. Chrom (7199)								
15229-SB-18-2		8-17-15	1526	SO	1								X								
15229-SB-14-2		8-17-15	1607	SO	1								X								
15229-SB-13-2		8-17-15	1638	SO	1								X								
15229-SB-20-2		8-17-15	1753	SO	1								X								

Preservative Key
0. NONE
1. HCL
2. HNO_3
3. H_2SO_4
4. NaOH
5. Zn. Acetate
6. MeOH
7. $NaHSO_4$
8. Other _____

REMARKS/ ALTERNATE DESCRIPTION

SPECIAL INSTRUCTIONS/COMMENTS
Metals

See QAPP ☐

STATE WHERE SAMPLES WERE COLLECTED Georgia

TURNAROUND REQUIREMENTS
_____ RUSH (SURCHARGES APPLY)
_____ 1 day _____ 2 day _____ 3 day
_____ 4 day __X__ 5 day
REQUESTED REPORT DATE

REPORT REQUIREMENTS
_____ I. Results Only
_____ II. Results + QC Summaries (LCS, DUP, MS/MSD as required)
__X__ III. Results + QC and Calibration Summaries
__X__ IV. Data Validation Report with Raw Data
Edata __X__ Yes _____ No

INVOICE INFORMATION
PO #
BILL TO:

RELINQUISHED BY	RECEIVED BY	RELINQUISHED BY	RECEIVED BY	RELINQUISHED BY	RECEIVED BY
Signature: Jeff Dennis	Signature: J. Sewell	Signature	Signature	Signature	R1506803 5
Printed Name: EPS	Printed Name: ALS	Printed Name	Printed Name	Printed Name	Environmental Planning Specialists PPC
Firm: 8-17-15 1845	Firm: 8/18/15 0805	Firm	Firm	Firm	
Date/Time	Date/Time	Date/Time	Date/Time	Date/Time	Date/Time

Distribution: White - Lab Copy; Yellow - Return to Originator

© 2012 by ALS Group

Cooler Receipt and Preservation Check Form

A/ EPS Inc.

Project 8/18/15 by: JHS Folder Number A15-6803

Cooler: Custody seals on outside of cooler? Y N

1	Custody papers properly completed (ink, signed)?	Y N
2	Did all bottles arrive in good condition (unbroken)?	Y N
	Circle: Wet Ice Dry Ice Gel packs present?	Y N

COURIER: ALS UPS FEDEX VELOCITY CLIENT

5a	Perchlorate samples have required headspace?	Y N NA
5b	Did VOA vials, Alk, or Sulfide have sig* bubbles?	Y N NA
6	Where did the bottles originate? ALS/ROC CLIENT	
7	Soil VOA received as: Bulk Encore 5035set NA	

8. Temperature Readings Date: 8/18/15 Time: 0816 ID: IR#3 IR#5 From: Temp Blank Sample Bottle

Observed Temp (°C)	5.6						
Correction Factor (°C)	-0.3						
Corrected Temp (°C)	5.3						
Within 0-6°C?	Y N	Y N	Y N	Y N	Y N	Y N	Y N

If out of Temperature, note packing/ice condition: _____ Ice melted Poorly Packed Same Day Rule

&Client Approval to Run Samples: _____ Standing Approval Client aware at drop-off Client notified by: _____

All samples held in storage location: 1002 by JHS on 8/18/15 at 0812

5035 samples placed in storage location: _____ by _____ on _____ at _____

PC Secondary Review: JMS 8/19/15

Cooler Breakdown: Date: 8/18/15 Time: 1103 by: JHS

1. Were all bottle labels complete (*i.e.* analysis, preservation, etc.)? YES NO
2. Did all bottle labels and tags agree with custody papers? YES NO
3. Were correct containers used for the tests indicated? YES NO
4. Air Samples: Cassettes / Tubes Intact Canisters Pressurized Tedlar® Bags Inflated NA

Explain any discrepancies:

pH	Reagent	Yes	No	Lot Received	Exp	Sample ID	Vol. Added	Lot Added	Final pH
≥12	NaOH								
≤2	HNO_3								
≤2	H_2SO_4								
<4	$NaHSO_4$								
Residual Chlorine (-)	For CN Phenol and 522			If +, contact PM to add $Na_2S_2O_3$ (CN), ascorbic (phenol).					
	$Na_2S_2O_3$	-	-						
	ZnAcetate	-	-						
	HCl	**	**						

Yes=All samples OK

No=Samples were preserved at The lab as listed

**Not to be tested before analysis – pH tested and recorded by VOAs on a separate worksheet

PM OK to Adjust: _____

Bottle lot numbers: 062215-1BNS, 060815-2AAD

Other Comments:

215.6 LL-(5)
8/17/15
1055-1743

PC Secondary Review: JMS 8/19/15

*significant air bubbles: VOA > 5-6 mm : WC >1 in. diameter

P:\INTRANET\QAQC\Forms Controlled\Cooler Receipt r8.doc

00007

3/27/15

ALS Environmental

CHAIN OF CUSTODY/LABORATORY ANALYSIS REQUEST FORM

29347

1565 Jefferson Road, Building 300, Suite 360 • Rochester, NY 14623 | +1 585 288 5380 +1 585 288 8475 (fax) PAGE 1 OF ____

Project Name: PPC	Project Number:
Project Manager: Kirk Kessler	Report CC:
Company/Address: 1050 Crown Pointe Pkwy Ste. 550, Atlanta, GA 30338	
Phone #: (404) 315-9113	Email: kkessler@enviplanning.com
Sampler's Signature:	Sampler's Printed Name: Jeff Dennis

ANALYSIS REQUESTED *(Include Method Number and Container Preservative)*

PRESERVATIVE

CLIENT SAMPLE ID	FOR OFFICE USE ONLY LAB ID	SAMPLING DATE	SAMPLING TIME	MATRIX	NUMBER OF CONTAINERS	Hex Chrome (7199)	Hex Chrome (218.6)
15230-SB-15-2		8/18/15	1414	SO	1		X
15230-SB-16-2		8/18/15	1431	SO	1		X
15230-SB-17-2		8/18/15	1446	SO	1		X
15230-MW-5		8/18/15	1108	GW	1	X	
15230-MW-12		8/18/15	1448	GW	1	X	
15230-MW-13		8/18/15	1453	GW	1	X	

Preservative Key: 0. NONE; 1. HCL; 2. HNO_3; 3. H_2SO_4; 4. NaOH; 5. Zn. Acetate; 6. MeOH; 7. $NaHSO_4$; 8. Other (NH4)2SO4

REMARKS/ALTERNATE DESCRIPTION

SPECIAL INSTRUCTIONS/COMMENTS
Metals

See QAPP ☐

STATE WHERE SAMPLES WERE COLLECTED Georgia

TURNAROUND REQUIREMENTS
____ RUSH (SURCHARGES APPLY)
____ 1 day ____ 2 day ____ 3 day
____ 4 day X 5 day
REQUESTED REPORT DATE ____

REPORT REQUIREMENTS
____ I. Results Only
____ II. Results + QC Summaries (LCS, DUP, MS/MSD as required)
X III. Results + QC and Calibration Summaries
X IV. Data Validation Report with Raw Data
Edata X Yes ____ No

INVOICE INFORMATION
PO #
BILL TO:

RELINQUISHED BY	RECEIVED BY	RELINQUISHED BY	RECEIVED BY	RELINQUISHED BY	RECEIVED BY
Signature	Signature	Signature	Signature	Signature	
Printed Name: Jeff Dennis	Printed Name: Gregory D. Emerton	Printed Name	Printed Name	Printed Name	
Firm: EPS	Firm: ALS	Firm	Firm	Firm	
Date/Time: 8/18/15 1845	Date/Time: 8-19-15 07:45	Date/Time	Date/Time	Date/Time	

R1506803 5
Environmental Planning Specialists
PPC

Distribution: White - Lab Copy; Yellow - Return to Originator

© 2012 by ALS Group

Cooler Receipt and Preservation Check Form

Project/Client ERS Folder Number 415-64883

Cooler received on 8-19-15 by: KE

COURIER: ALS UPS (FEDEX) VELOCITY CLIENT

1	Were **Custody seals** on outside of cooler?	(Y)	N
2	**Custody papers** properly completed (ink, signed)?	(Y)	N
3	Did all bottles arrive in good **condition** (unbroken)?	(Y)	N
4	Circle: (**Wet Ice**) **Dry Ice** **Gel packs** present?	(Y)	N

5a	**Perchlorate** samples have required headspace?	Y	N	(NA)
5b	Did VOA vials, Alk,or Sulfide have sig* **bubbles**?	Y	N	(NA)
6	Where did the bottles originate?	(ALS/ROC)	CLIENT	
7	Soil VOA received as: Bulk Encore 5035set	(NA)		

8. Temperature Readings Date: 8-19-15 Time: 07:50 ID: IR#3 (IR#5) From: (Temp Blank) Sample Bottle

Observed Temp (°C)	3.7						
Correction Factor (°C)	-0.3						
Corrected Temp (°C)	3.4						
Within 0-6°C?	(Y) N	Y N	Y N	Y N	Y N	Y N	Y N

If out of Temperature, note packing/ice condition: _____ Ice melted Poorly Packed Same Day Rule

&Client Approval to Run Samples: _____ Standing Approval Client aware at drop-off Client notified by: _____

All samples held in storage location: R002 by KE on 8-19-15 at 07:53
5035 samples placed in storage location: _____ by _____ on _____ at _____

PC Secondary Review: MMS 8/19/15

Cooler Breakdown: Date: 8/18/15 Time: 0815 by: MDS

1. Were all bottle labels complete (*i.e.* analysis, preservation, etc.)? (YES) NO
2. Did all bottle labels and tags agree with custody papers? YES (NO)
3. Were correct containers used for the tests indicated? (YES) NO
4. Air Samples: Cassettes / Tubes Intact Canisters Pressurized Tedlar® Bags Inflated (N/A)

Explain any discrepancies:

pH	Reagent	Yes	No	Lot Received	Exp	Sample ID	Vol. Added	Lot Added	Final pH
≥12	NaOH								
≤2	HNO_3								
≤2	H_2SO_4								
<4	$NaHSO_4$								
Residual Chlorine (-)	For CN Phenol and 522			If +, contact PM to add $Na_2S_2O_3$ (CN), ascorbic (phenol).					
	$Na_2S_2O_3$	-	-						
	ZnAcetate	-	-						
	HCl	**	**						

**Not to be tested before analysis – pH tested and recorded by VOAs on a separate worksheet

Yes=All samples OK

No=Samples were preserved at The lab as listed

PM OK to Adjust: _____

Bottle lot numbers: G60815-2AA0, 062215-1BN5 Bottle lot #: 20635 exp: 4/16
Other Comments:

3 Cr+6
218.6 L.L.
8-18-15
11:08-16:53

#15230-MW-5 labeled 1530-MW-3 on bottle

PC Secondary Review: MMS 8/19/15 *significant air bubbles: VOA > 5-6 mm : WC >1 in. diameter

ALS Environmental

CHAIN OF CUSTODY/LABORATORY ANALYSIS REQUEST FORM

29349

1565 Jefferson Road, Building 300, Suite 360 • Rochester, NY 14623 | +1 585 288 5380 +1 585 288 8475 (fax) PAGE 1 OF 1

Project Name: PPC	Project Number:
Project Manager: Kirk Kessler	Report CC:
Company/Address: 1050 Crown Pointe Pkwy Ste. ~~550~~ 550 (73) Atlanta, GA 30338	
Phone #: (404) 315-9113	Email: KKessler@envplanning.com
Sampler's Signature: [signature]	Sampler's Printed Name: Jeff Dennis

ANALYSIS REQUESTED *(Include Method Number and Container Preservative)*

PRESERVATIVE

Preservative Key
0. NONE
1. HCL
2. HNO_3
3. H_2SO_4
4. NaOH
5. Zn. Acetate
6. MeOH
7. $NaHSO_4$
8. Other ($NH_4H_2SO_4$)

CLIENT SAMPLE ID	FOR OFFICE USE ONLY LAB ID	SAMPLING DATE	SAMPLING TIME	MATRIX	NUMBER OF CONTAINERS	GC/MS VOAs ○ 8260 ○ 624 ○ CLP	GC/MS SVOAs ○ 8270 ○ 625	GC VOAs ○ 8021 ○ 601/602	PESTICIDES ○ 8081 ○ 608	PCBs ○ 8082 ○ 608	METALS, TOTAL (List in comments below)	METALS, DISSOLVED (List in comments below)	Hex Chromium (2110.8CC)	Hex. Chromium (7199)						REMARKS/ ALTERNATE DESCRIPTION
													418	0						
15231-MW-8		8-19-15	1158	GW	1								X							
15231-MW-9		8-19-15	1210	GW	1								X							
15231-MW-7		8-19-15	1433	GW	1								X							
15231-MW-11		8-19-15	1518	GW	1								X							
15231-MW-10		8-19-15	1623	GW	1								X							
15231-Dup		8-19-15	1200	GW	1								X							
15231-SD-5		8-19-15	938	SD	1									X						
15231-SD-6		8-19-15	927	SD	1									X						
15231-SD-7		8-19-15	857	SD	1									X						
15231-SD-8		8-19-15	841	SD	1									X						
15231-SD-9		8-19-15	832	SD	1									X						

SPECIAL INSTRUCTIONS/COMMENTS
Metals

See QAPP ☐

STATE WHERE SAMPLES WERE COLLECTED

TURNAROUND REQUIREMENTS
____ RUSH (SURCHARGES APPLY)
____ 1 day ____ 2 day ____ 3 day
____ 4 day X 5 day

REQUESTED REPORT DATE

REPORT REQUIREMENTS
____ I. Results Only
____ II. Results + QC Summaries (LCS, DUP, MS/MSD as required)
X III. Results + QC and Calibration Summaries
X IV. Data Validation Report with Raw Data

Edata X Yes ____ No

INVOICE INFORMATION
PO #
BILL TO:

RELINQUISHED BY	RECEIVED BY	RELINQUISHED BY	RECEIVED BY	RELINQUISHED BY	RECEIVED BY
Signature: [signature]	Signature: [signature]	Signature	Signature	Signature	
Printed Name: Jeff Dennis	Printed Name: [signature]	Printed Name	Printed Name	Printed Name	
Firm: EPS	Firm: ALS	Firm	Firm	Firm	
Date/Time: 8-19-15 1820	Date/Time: 8/20/15 0830	Date/Time	Date/Time	Date/Time	Date/Time

R1506803 5
Environmental Planning Specialists
PPC

Distribution: White - Lab Copy; Yellow - Return to Originator

© 2012 by ALS Group

Cooler Receipt and Preservation Check Form

Project/Client EDS Folder Number R15-6803

Cooler received on 8/20/15 by: SH COURIER: ALS UPS FEDEX VELOCITY CLIENT

1	Were **Custody seals** on outside of cooler?	(Y) N	5a	**Perchlorate** samples have required headspace?	Y N (NA)
2	**Custody papers** properly completed (ink, signed)?	(Y) N	5b	Did VOA vials, Alk, or Sulfide have sig* **bubbles**?	Y N (NA)
3	Did all bottles arrive in good **condition** (unbroken)?	(Y) N	6	Where did the bottles originate?	ALS/ROC CLIENT
4	Circle: **Wet Ice** **Dry Ice** **Gel packs** present?	(Y) N	7	Soil VOA received as:	Bulk Encore 5035set (NA)

8. Temperature Readings Date: 8/20/15 Time: 0730 ID: IR#3 ~~IR#5~~ From: ~~Temp Blank~~ Sample Bottle

Observed Temp (°C)	2.8						
Correction Factor (°C)	-						
Corrected Temp (°C)	2.8						
Within 0-6°C?	(Y) N	Y N	Y N	Y N	Y N	Y N	Y N

If out of Temperature, note packing/ice condition: _____ Ice melted Poorly Packed Same Day Rule

&Client Approval to Run Samples: _____ Standing Approval Client aware at drop-off Client notified by: _____

All samples held in storage location: ROOM by SH on 8/20/15 at 0736
5035 samples placed in storage location: _____ by _____ on _____ at _____

PC Secondary Review: JMS 8/20/15

Cooler Breakdown: Date: 8/20/15 Time: 1753 by: MDS

1. Were all bottle labels complete (*i.e.* analysis, preservation, etc.)? (YES) NO
2. Did all bottle labels and tags agree with custody papers? (YES) NO
3. Were correct containers used for the tests indicated? (YES) NO
4. Air Samples: Cassettes / Tubes Intact Canisters Pressurized Tedlar® Bags Inflated (N/A)

Explain any discrepancies:

pH	Reagent	Yes	No	Lot Received	Exp	Sample ID	Vol. Added	Lot Added	Final pH
≥12	NaOH								
≤2	HNO_3								
≤2	H_2SO_4								
<4	$NaHSO_4$								
Residual Chlorine (-)	For CN Phenol and 522			If +, contact PM to add $Na_2S_2O_3$ (CN), ascorbic (phenol).					
	$Na_2S_2O_3$	-	-						
	ZnAcetate	-	-						
	HCl	**	**						

**Not to be tested before analysis – pH tested and recorded by VOAs on a separate worksheet

Yes=All samples OK

No=Samples were preserved at The lab as listed

PM OK to Adjust: _____

Bottle lot numbers: 060815-ZAA0, 062215-1BU5 Buffer lot: 80635 Exp: 4/16

Other Comments:

21: 6 LL (6)

8/19 - 1200 - 1623

PC Secondary Review: JMS 8/20/15 *significant air bubbles: VOA > 5-6 mm : WC >1 in. diameter

ALS Group USA, Corp. dba ALS Environmental

Analytical Report

Client:	Environmental Planning Specialists	**Service Request:**	R1506803
Project:	PPC	**Date Collected:**	8/17/15 1055
Sample Matrix:	Water	**Date Received:**	8/18/15
Sample Name:	15229-MW-6		
Lab Code:	R1506803-001	**Basis:**	NA

General Chemistry Parameters

Analyte Name	Method	Result	Q	Units	MRL	Dilution Factor	Date Extracted	Date Analyzed	Note
Chromium, Hexavalent, Dissolved	218.6 LL	0.020	U	µg/L	0.020	1	NA	8/18/15 13:31	

ALS Group USA, Corp. dba ALS Environmental

Analytical Report

Client:	Environmental Planning Specialists	**Service Request:**	R1506803
Project:	PPC	**Date Collected:**	8/17/15 1500
Sample Matrix:	Water	**Date Received:**	8/18/15
Sample Name:	15229-MW-2		
Lab Code:	R1506803-002	**Basis:**	NA

General Chemistry Parameters

Analyte Name	Method	Result	Q	Units	MRL	Dilution Factor	Date Extracted	Date Analyzed	Note
Chromium, Hexavalent, Dissolved	218.6 LL	0.020	U	µg/L	0.020	1	NA	8/18/15 13:43	

ALS Group USA, Corp. dba ALS Environmental

Analytical Report

Client:	Environmental Planning Specialists	**Service Request:**	R1506803
Project:	PPC	**Date Collected:**	8/17/15 1528
Sample Matrix:	Water	**Date Received:**	8/18/15
Sample Name:	15229-MW-1		
Lab Code:	R1506803-003	**Basis:**	NA

General Chemistry Parameters

Analyte Name	Method	Result	Q	Units	MRL	Dilution Factor	Date Extracted	Date Analyzed	Note
Chromium, Hexavalent, Dissolved	218.6 LL	0.020	U	µg/L	0.020	1	NA	8/18/15 13:55	

ALS Group USA, Corp. dba ALS Environmental

Analytical Report

Client: Environmental Planning Specialists
Project: PPC
Sample Matrix: Water

Service Request: R1506803
Date Collected: 8/17/15 1713
Date Received: 8/18/15

Sample Name: 15229-MW-3
Lab Code: R1506803-004

Basis: NA

General Chemistry Parameters

Analyte Name	Method	Result	Q	Units	MRL	Dilution Factor	Date Extracted	Date Analyzed	Note
Chromium, Hexavalent, Dissolved	218.6 LL	0.020	U	µg/L	0.020	1	NA	8/18/15 14:07	

Client:	Environmental Planning Specialists	**Service Request:**	R1506803
Project:	PPC	**Date Collected:**	8/17/15 1743
Sample Matrix:	Water	**Date Received:**	8/18/15
Sample Name:	15229-MW-4		
Lab Code:	R1506803-005	**Basis:**	NA

General Chemistry Parameters

Analyte Name	Method	Result	Q	Units	MRL	Dilution Factor	Date Extracted	Date Analyzed	Note
Chromium, Hexavalent, Dissolved	218.6 LL	0.020	U	µg/L	0.020	1	NA	8/18/15 14:19	

ALS Group USA, Corp. dba ALS Environmental

Analytical Report

Client:	Environmental Planning Specialists	**Service Request:**	R1506803
Project:	PPC	**Date Collected:**	8/17/15 1009
Sample Matrix:	Soil	**Date Received:**	8/18/15
Sample Name:	15229-SB-25-2		
Lab Code:	R1506803-006	**Basis:**	As Received

General Chemistry Parameters

Analyte Name	Method	Result	Q	Units	MRL	Dilution Factor	Date Extracted	Date Analyzed	Note
Total Solids	ALS SOP	82.6		Percent		1	NA	8/24/15 10:38	

ALS Group USA, Corp. dba ALS Environmental

Analytical Report

Client:	Environmental Planning Specialists	**Service Request:**	R1506803
Project:	PPC	**Date Collected:**	8/17/15 1009
Sample Matrix:	Soil	**Date Received:**	8/18/15
Sample Name:	15229-SB-25-2		
Lab Code:	R1506803-006	**Basis:**	Dry
		Percent Solids:	82.6

General Chemistry Parameters

Analyte Name	Method	Result	Q	Units	MRL	Dilution Factor	Date Extracted	Date Analyzed	Note
Chromium, Hexavalent	7199	0.48	U	mg/Kg	0.48	1	8/27/15	8/30/15 14:30	
Chromium, Hexavalent	7199	0.48	U	mg/Kg	0.48	1	8/27/15	8/30/15 14:22	

ALS Group USA, Corp. dba ALS Environmental

Analytical Report

Client:	Environmental Planning Specialists	**Service Request:**	R1506803
Project:	PPC	**Date Collected:**	8/17/15 1101
Sample Matrix:	Soil	**Date Received:**	8/18/15
Sample Name:	15229-SB-23-2		
Lab Code:	R1506803-007	**Basis:**	As Received

General Chemistry Parameters

Analyte Name	Method	Result	Q	Units	MRL	Dilution Factor	Date Extracted	Date Analyzed	Note
Total Solids	ALS SOP	91.3		Percent		1	NA	8/24/15 10:38	

ALS Group USA, Corp. dba ALS Environmental

Analytical Report

Client: Environmental Planning Specialists
Project: PPC
Sample Matrix: Soil

Sample Name: 15229-SB-23-2
Lab Code: R1506803-007

Service Request: R1506803
Date Collected: 8/17/15 1101
Date Received: 8/18/15

Basis: Dry
Percent Solids: 91.3

General Chemistry Parameters

Analyte Name	Method	Result	Q	Units	MRL	Dilution Factor	Date Extracted	Date Analyzed	Note
Chromium, Hexavalent	7199	0.43	U	mg/Kg	0.43	1	8/27/15	8/30/15 14:46	
Chromium, Hexavalent	7199	0.43	U	mg/Kg	0.43	1	8/27/15	8/30/15 14:37	

ALS Group USA, Corp. dba ALS Environmental

Analytical Report

Client:	Environmental Planning Specialists	**Service Request:**	R1506803
Project:	PPC	**Date Collected:**	8/17/15 1336
Sample Matrix:	Soil	**Date Received:**	8/18/15
Sample Name:	15229-SB-19-2		
Lab Code:	R1506803-008	**Basis:**	As Received

General Chemistry Parameters

Analyte Name	Method	Result	Q	Units	MRL	Dilution Factor	Date Extracted	Date Analyzed	Note
Total Solids	ALS SOP	83.3		Percent		1	NA	8/24/15 10:38	

ALS Group USA, Corp. dba ALS Environmental

Analytical Report

Client:	Environmental Planning Specialists	**Service Request:**	R1506803
Project:	PPC	**Date Collected:**	8/17/15 1336
Sample Matrix:	Soil	**Date Received:**	8/18/15
Sample Name:	15229-SB-19-2		
Lab Code:	R1506803-008	**Basis:**	Dry
		Percent Solids:	83.3

General Chemistry Parameters

Analyte Name	Method	Result	Q	Units	MRL	Dilution Factor	Date Extracted	Date Analyzed	Note
Chromium, Hexavalent	7199	**1.22**		mg/Kg	0.47	1	8/27/15	8/29/15 11:53	
Chromium, Hexavalent	7199	**1.25**		mg/Kg	0.47	1	8/27/15	8/29/15 11:44	

Client: Environmental Planning Specialists
Project: PPC
Sample Matrix: Soil

Service Request: R1506803
Date Collected: 8/17/15 1302
Date Received: 8/18/15

Sample Name: 15229-SB-24-2
Lab Code: R1506803-009

Basis: As Received

General Chemistry Parameters

Analyte Name	Method	Result	Q	Units	MRL	Dilution Factor	Date Extracted	Date Analyzed	Note
Total Solids	ALS SOP	88.4		Percent		1	NA	8/24/15 10:38	

Client: Environmental Planning Specialists
Project: PPC
Sample Matrix: Soil

Service Request: R1506803
Date Collected: 8/17/15 1302
Date Received: 8/18/15

Sample Name: 15229-SB-24-2
Lab Code: R1506803-009

Basis: Dry
Percent Solids: 88.4

General Chemistry Parameters

Analyte Name	Method	Result	Q	Units	MRL	Dilution Factor	Date Extracted	Date Analyzed	Note
Chromium, Hexavalent	7199	0.45	U	mg/Kg	0.45	1	8/27/15	8/29/15 13:31	
Chromium, Hexavalent	7199	0.45	U	mg/Kg	0.45	1	8/27/15	8/29/15 13:23	

ALS Group USA, Corp. dba ALS Environmental

Analytical Report

Client:	Environmental Planning Specialists	**Service Request:**	R1506803
Project:	PPC	**Date Collected:**	8/17/15 1317
Sample Matrix:	Soil	**Date Received:**	8/18/15
Sample Name:	15229-SB-22-2		
Lab Code:	R1506803-010	**Basis:**	As Received

General Chemistry Parameters

Analyte Name	Method	Result	Q	Units	MRL	Dilution Factor	Date Extracted	Date Analyzed	Note
Total Solids	ALS SOP	88.5		Percent		1	NA	8/24/15 10:38	

ALS Group USA, Corp. dba ALS Environmental

Analytical Report

Client:	Environmental Planning Specialists	**Service Request:**	R1506803
Project:	PPC	**Date Collected:**	8/17/15 1317
Sample Matrix:	Soil	**Date Received:**	8/18/15
Sample Name:	15229-SB-22-2		
Lab Code:	R1506803-010	**Basis:**	Dry
		Percent Solids:	88.5

General Chemistry Parameters

Analyte Name	Method	Result	Q	Units	MRL	Dilution Factor	Date Extracted	Date Analyzed	Note
Chromium, Hexavalent	7199	0.44	U	mg/Kg	0.44	1	8/27/15	8/29/15 13:47	
Chromium, Hexavalent	7199	0.44	U	mg/Kg	0.44	1	8/27/15	8/29/15 13:38	

ALS Group USA, Corp. dba ALS Environmental

Analytical Report

Client:	Environmental Planning Specialists	**Service Request:**	R1506803
Project:	PPC	**Date Collected:**	8/17/15 1324
Sample Matrix:	Soil	**Date Received:**	8/18/15
Sample Name:	15229-SB-21-2		
Lab Code:	R1506803-011	**Basis:**	As Received

General Chemistry Parameters

Analyte Name	Method	Result	Q	Units	MRL	Dilution Factor	Date Extracted	Date Analyzed	Note
Total Solids	ALS SOP	87.5		Percent		1	NA	8/24/15 10:38	

ALS Group USA, Corp. dba ALS Environmental

Analytical Report

Client: Environmental Planning Specialists
Project: PPC
Sample Matrix: Soil

Service Request: R1506803
Date Collected: 8/17/15 1324
Date Received: 8/18/15

Sample Name: 15229-SB-21-2
Lab Code: R1506803-011

Basis: Dry
Percent Solids: 87.5

General Chemistry Parameters

Analyte Name	Method	Result	Q	Units	MRL	Dilution Factor	Date Extracted	Date Analyzed	Note
Chromium, Hexavalent	7199	0.45	U	mg/Kg	0.45	1	8/27/15	8/29/15 14:03	
Chromium, Hexavalent	7199	0.45	U	mg/Kg	0.45	1	8/27/15	8/29/15 13:54	

ALS Group USA, Corp. dba ALS Environmental

Analytical Report

Client:	Environmental Planning Specialists	**Service Request:**	R1506803
Project:	PPC	**Date Collected:**	8/17/15 1526
Sample Matrix:	Soil	**Date Received:**	8/18/15
Sample Name:	15229-SB-18-2		
Lab Code:	R1506803-012	**Basis:**	As Received

General Chemistry Parameters

Analyte Name	Method	Result	Q	Units	MRL	Dilution Factor	Date Extracted	Date Analyzed	Note
Total Solids	ALS SOP	78.0		Percent		1	NA	8/24/15 10:38	

ALS Group USA, Corp. dba ALS Environmental

Analytical Report

Client:	Environmental Planning Specialists	**Service Request:**	R1506803
Project:	PPC	**Date Collected:**	8/17/15 1526
Sample Matrix:	Soil	**Date Received:**	8/18/15
Sample Name:	15229-SB-18-2		
Lab Code:	R1506803-012	**Basis:**	Dry
		Percent Solids:	78.0

General Chemistry Parameters

Analyte Name	Method	Result	Q	Units	MRL	Dilution Factor	Date Extracted	Date Analyzed	Note
Chromium, Hexavalent	7199	**1.13**		mg/Kg	0.50	1	8/27/15	8/29/15 14:35	
Chromium, Hexavalent	7199	**1.13**		mg/Kg	0.50	1	8/27/15	8/29/15 14:27	

ALS Group USA, Corp. dba ALS Environmental

Analytical Report

Client:	Environmental Planning Specialists	**Service Request:**	R1506803
Project:	PPC	**Date Collected:**	8/17/15 1607
Sample Matrix:	Soil	**Date Received:**	8/18/15
Sample Name:	15229-SB-14-2		
Lab Code:	R1506803-013	**Basis:**	As Received

General Chemistry Parameters

Analyte Name	Method	Result	Q	Units	MRL	Dilution Factor	Date Extracted	Date Analyzed	Note
Total Solids	ALS SOP	85.3		Percent		1	NA	8/24/15 10:38	

ALS Group USA, Corp. dba ALS Environmental

Analytical Report

Client:	Environmental Planning Specialists	**Service Request:**	R1506803
Project:	PPC	**Date Collected:**	8/17/15 1607
Sample Matrix:	Soil	**Date Received:**	8/18/15
Sample Name:	15229-SB-14-2		
Lab Code:	R1506803-013	**Basis:**	Dry
		Percent Solids:	85.3

General Chemistry Parameters

Analyte Name	Method	Result	Q	Units	MRL	Dilution Factor	Date Extracted	Date Analyzed	Note
Chromium, Hexavalent	7199	0.47	U	mg/Kg	0.47	1	8/27/15	8/29/15 14:42	
Chromium, Hexavalent	7199	0.47	U	mg/Kg	0.47	1	8/27/15	8/29/15 14:51	

ALS Group USA, Corp. dba ALS Environmental

Analytical Report

Client:	Environmental Planning Specialists	**Service Request:**	R1506803
Project:	PPC	**Date Collected:**	8/17/15 1638
Sample Matrix:	Soil	**Date Received:**	8/18/15
Sample Name:	15229-SB-13-2		
Lab Code:	R1506803-014	**Basis:**	As Received

General Chemistry Parameters

Analyte Name	Method	Result	Q	Units	MRL	Dilution Factor	Date Extracted	Date Analyzed	Note
Total Solids	ALS SOP	83.7		Percent		1	NA	8/24/15 10:38	

Client: Environmental Planning Specialists
Project: PPC
Sample Matrix: Soil

Service Request: R1506803
Date Collected: 8/17/15 1638
Date Received: 8/18/15

Sample Name: 15229-SB-13-2
Lab Code: R1506803-014

Basis: Dry
Percent Solids: 83.7

General Chemistry Parameters

Analyte Name	Method	Result	Q	Units	MRL	Dilution Factor	Date Extracted	Date Analyzed	Note
Chromium, Hexavalent	7199	**0.91**		mg/Kg	0.48	1	8/27/15	8/29/15 14:58	
Chromium, Hexavalent	7199	**0.91**		mg/Kg	0.48	1	8/27/15	8/29/15 15:06	

ALS Group USA, Corp. dba ALS Environmental

Analytical Report

Client:	Environmental Planning Specialists	**Service Request:**	R1506803
Project:	PPC	**Date Collected:**	8/17/15 1753
Sample Matrix:	Soil	**Date Received:**	8/18/15
Sample Name:	15229-SB-20-2		
Lab Code:	R1506803-015	**Basis:**	As Received

General Chemistry Parameters

Analyte Name	Method	Result	Q	Units	MRL	Dilution Factor	Date Extracted	Date Analyzed	Note
Total Solids	ALS SOP	78.9		Percent		1	NA	8/24/15 10:38	

ALS Group USA, Corp. dba ALS Environmental

Analytical Report

Client:	Environmental Planning Specialists	**Service Request:**	R1506803
Project:	PPC	**Date Collected:**	8/17/15 1753
Sample Matrix:	Soil	**Date Received:**	8/18/15
Sample Name:	15229-SB-20-2		
Lab Code:	R1506803-015	**Basis:**	Dry
		Percent Solids:	78.9

General Chemistry Parameters

Analyte Name	Method	Result	Q	Units	MRL	Dilution Factor	Date Extracted	Date Analyzed	Note
Chromium, Hexavalent	7199	**0.69**		mg/Kg	0.50	1	8/27/15	8/29/15 15:13	
Chromium, Hexavalent	7199	**0.70**		mg/Kg	0.50	1	8/27/15	8/29/15 15:22	

ALS Group USA, Corp. dba ALS Environmental

Analytical Report

Client:	Environmental Planning Specialists	**Service Request:**	R1506803
Project:	PPC	**Date Collected:**	8/18/15 1414
Sample Matrix:	Soil	**Date Received:**	8/19/15
Sample Name:	15230-SB-15-2		
Lab Code:	R1506803-016	**Basis:**	As Received

General Chemistry Parameters

Analyte Name	Method	Result	Q	Units	MRL	Dilution Factor	Date Extracted	Date Analyzed	Note
Total Solids	ALS SOP	87.5		Percent		1	NA	8/24/15 10:38	

ALS Group USA, Corp. dba ALS Environmental

Analytical Report

Client:	Environmental Planning Specialists	**Service Request:**	R1506803
Project:	PPC	**Date Collected:**	8/18/15 1414
Sample Matrix:	Soil	**Date Received:**	8/19/15
Sample Name:	15230-SB-15-2		
Lab Code:	R1506803-016	**Basis:**	Dry
		Percent Solids:	87.5

General Chemistry Parameters

Analyte Name	Method	Result	Q	Units	MRL	Dilution Factor	Date Extracted	Date Analyzed	Note
Chromium, Hexavalent	7199	**0.63**		mg/Kg	0.45	1	8/27/15	8/29/15 15:29	
Chromium, Hexavalent	7199	**0.62**		mg/Kg	0.45	1	8/27/15	8/29/15 15:37	

ALS Group USA, Corp. dba ALS Environmental

Analytical Report

Client:	Environmental Planning Specialists	**Service Request:**	R1506803
Project:	PPC	**Date Collected:**	8/18/15 1431
Sample Matrix:	Soil	**Date Received:**	8/19/15
Sample Name:	15230-SB-16-2		
Lab Code:	R1506803-017	**Basis:**	As Received

General Chemistry Parameters

Analyte Name	Method	Result	Q	Units	MRL	Dilution Factor	Date Extracted	Date Analyzed	Note
Total Solids	ALS SOP	81.7		Percent		1	NA	8/24/15 10:38	

ALS Group USA, Corp. dba ALS Environmental

Analytical Report

Client: Environmental Planning Specialists
Project: PPC
Sample Matrix: Soil

Service Request: R1506803
Date Collected: 8/18/15 1431
Date Received: 8/19/15

Sample Name: 15230-SB-16-2
Lab Code: R1506803-017

Basis: Dry
Percent Solids: 81.7

General Chemistry Parameters

Analyte Name	Method	Result	Q	Units	MRL	Dilution Factor	Date Extracted	Date Analyzed	Note
Chromium, Hexavalent	7199	**0.60**		mg/Kg	0.49	1	8/27/15	8/29/15 16:03	
Chromium, Hexavalent	7199	**0.61**		mg/Kg	0.49	1	8/27/15	8/29/15 16:11	

ALS Group USA, Corp. dba ALS Environmental

Analytical Report

Client:	Environmental Planning Specialists	**Service Request:**	R1506803
Project:	PPC	**Date Collected:**	8/18/15 1446
Sample Matrix:	Soil	**Date Received:**	8/19/15
Sample Name:	15230-SB-17-2		
Lab Code:	R1506803-018	**Basis:**	As Received

General Chemistry Parameters

Analyte Name	Method	Result	Q	Units	MRL	Dilution Factor	Date Extracted	Date Analyzed	Note
Total Solids	ALS SOP	77.5		Percent		1	NA	8/24/15 10:38	

ALS Group USA, Corp. dba ALS Environmental

Analytical Report

Client: Environmental Planning Specialists
Project: PPC
Sample Matrix: Soil

Service Request: R1506803
Date Collected: 8/18/15 1446
Date Received: 8/19/15

Sample Name: 15230-SB-17-2
Lab Code: R1506803-018

Basis: Dry
Percent Solids: 77.5

General Chemistry Parameters

Analyte Name	Method	Result	Q	Units	MRL	Dilution Factor	Date Extracted	Date Analyzed	Note
Chromium, Hexavalent	7199	**0.58**		mg/Kg	0.51	1	8/27/15	8/29/15 16:27	
Chromium, Hexavalent	7199	**0.59**		mg/Kg	0.51	1	8/27/15	8/29/15 16:18	

ALS Group USA, Corp. dba ALS Environmental

Analytical Report

Client:	Environmental Planning Specialists	**Service Request:**	R1506803
Project:	PPC	**Date Collected:**	8/18/15 1108
Sample Matrix:	Water	**Date Received:**	8/19/15
Sample Name:	15230-MW-5		
Lab Code:	R1506803-019	**Basis:**	NA

General Chemistry Parameters

Analyte Name	Method	Result	Q	Units	MRL	Dilution Factor	Date Extracted	Date Analyzed	Note
Chromium, Hexavalent, Dissolved	218.6 LL	**0.038**		µg/L	0.020	1	NA	8/31/15 13:34	

ALS Group USA, Corp. dba ALS Environmental

Analytical Report

Client: Environmental Planning Specialists
Project: PPC
Sample Matrix: Water

Service Request: R1506803
Date Collected: 8/18/15 1448
Date Received: 8/19/15

Sample Name: 15230-MW-12
Lab Code: R1506803-020

Basis: NA

General Chemistry Parameters

Analyte Name	Method	Result	Q	Units	MRL	Dilution Factor	Date Extracted	Date Analyzed	Note
Chromium, Hexavalent, Dissolved	218.6 LL	**0.049**		µg/L	0.020	1	NA	8/31/15 11:34	

ALS Group USA, Corp. dba ALS Environmental

Analytical Report

Client:	Environmental Planning Specialists	**Service Request:**	R1506803
Project:	PPC	**Date Collected:**	8/18/15 1653
Sample Matrix:	Water	**Date Received:**	8/19/15
Sample Name:	15230-MW-13		
Lab Code:	R1506803-021	**Basis:**	NA

General Chemistry Parameters

Analyte Name	Method	Result	Q	Units	MRL	Dilution Factor	Date Extracted	Date Analyzed	Note
Chromium, Hexavalent, Dissolved	218.6 LL	**0.043**		µg/L	0.020	1	NA	8/31/15 11:46	

ALS Group USA, Corp. dba ALS Environmental

Analytical Report

Client:	Environmental Planning Specialists	**Service Request:**	R1506803
Project:	PPC	**Date Collected:**	8/19/15 1158
Sample Matrix:	Water	**Date Received:**	8/20/15
Sample Name:	15231-MW-8		
Lab Code:	R1506803-022	**Basis:**	NA

General Chemistry Parameters

Analyte Name	Method	Result	Q	Units	MRL	Dilution Factor	Date Extracted	Date Analyzed	Note
Chromium, Hexavalent, Dissolved	218.6 LL	0.020	U	µg/L	0.020	1	NA	8/31/15 11:58	

ALS Group USA, Corp. dba ALS Environmental

Analytical Report

Client:	Environmental Planning Specialists	**Service Request:**	R1506803
Project:	PPC	**Date Collected:**	8/19/15 1210
Sample Matrix:	Water	**Date Received:**	8/20/15
Sample Name:	15231-MW-9		
Lab Code:	R1506803-023	**Basis:**	NA

General Chemistry Parameters

Analyte Name	Method	Result	Q	Units	MRL	Dilution Factor	Date Extracted	Date Analyzed	Note
Chromium, Hexavalent, Dissolved	218.6 LL	0.020	U	µg/L	0.020	1	NA	8/31/15 12:10	

ALS Group USA, Corp. dba ALS Environmental

Analytical Report

Client:	Environmental Planning Specialists	**Service Request:**	R1506803
Project:	PPC	**Date Collected:**	8/19/15 1433
Sample Matrix:	Water	**Date Received:**	8/20/15
Sample Name:	15231-MW-7		
Lab Code:	R1506803-024	**Basis:**	NA

General Chemistry Parameters

Analyte Name	Method	Result	Q	Units	MRL	Dilution Factor	Date Extracted	Date Analyzed	Note
Chromium, Hexavalent, Dissolved	218.6 LL	0.020	U	µg/L	0.020	1	NA	8/31/15 12:22	

ALS Group USA, Corp. dba ALS Environmental

Analytical Report

Client:	Environmental Planning Specialists	**Service Request:**	R1506803
Project:	PPC	**Date Collected:**	8/19/15 1518
Sample Matrix:	Water	**Date Received:**	8/20/15
Sample Name:	15231-MW-11		
Lab Code:	R1506803-025	**Basis:**	NA

General Chemistry Parameters

Analyte Name	Method	Result	Q	Units	MRL	Dilution Factor	Date Extracted	Date Analyzed	Note
Chromium, Hexavalent, Dissolved	218.6 LL	**0.058**		µg/L	0.020	1	NA	8/31/15 12:34	

ALS Group USA, Corp. dba ALS Environmental

Analytical Report

Client:	Environmental Planning Specialists	**Service Request:**	R1506803
Project:	PPC	**Date Collected:**	8/19/15 1623
Sample Matrix:	Water	**Date Received:**	8/20/15
Sample Name:	15231-MW-10		
Lab Code:	R1506803-026	**Basis:**	NA

General Chemistry Parameters

Analyte Name	Method	Result	Q	Units	MRL	Dilution Factor	Date Extracted	Date Analyzed	Note
Chromium, Hexavalent, Dissolved	218.6 LL	**0.068**		µg/L	0.020	1	NA	8/31/15 12:46	

ALS Group USA, Corp. dba ALS Environmental

Analytical Report

Client:	Environmental Planning Specialists	**Service Request:**	R1506803
Project:	PPC	**Date Collected:**	8/19/15 1200
Sample Matrix:	Water	**Date Received:**	8/20/15
Sample Name:	15231-DUP		
Lab Code:	R1506803-027	**Basis:**	NA

General Chemistry Parameters

Analyte Name	Method	Result	Q	Units	MRL	Dilution Factor	Date Extracted	Date Analyzed	Note
Chromium, Hexavalent, Dissolved	218.6 LL	**0.066**		µg/L	0.020	1	NA	8/31/15 12:58	

ALS Group USA, Corp. dba ALS Environmental

Analytical Report

Client:	Environmental Planning Specialists	**Service Request:**	R1506803
Project:	PPC	**Date Collected:**	8/19/15 0938
Sample Matrix:	Soil	**Date Received:**	8/20/15
Sample Name:	15231-SD-5		
Lab Code:	R1506803-028	**Basis:**	As Received

General Chemistry Parameters

Analyte Name	Method	Result	Q	Units	MRL	Dilution Factor	Date Extracted	Date Analyzed	Note
Total Solids	ALS SOP	33.6		Percent		1	NA	8/24/15 10:38	

ALS Group USA, Corp. dba ALS Environmental

Analytical Report

Client:	Environmental Planning Specialists	**Service Request:**	R1506803
Project:	PPC	**Date Collected:**	8/19/15 0938
Sample Matrix:	Soil	**Date Received:**	8/20/15
Sample Name:	15231-SD-5		
Lab Code:	R1506803-028	**Basis:**	Dry
		Percent Solids:	33.6

General Chemistry Parameters

Analyte Name	Method	Result	Q	Units	MRL	Dilution Factor	Date Extracted	Date Analyzed	Note
Chromium, Hexavalent	7199	**10.7**		mg/Kg	1.1	1	8/27/15	8/29/15 16:34	
Chromium, Hexavalent	7199	**10.7**		mg/Kg	1.1	1	8/27/15	8/29/15 16:43	

ALS Group USA, Corp. dba ALS Environmental

Analytical Report

Client:	Environmental Planning Specialists	**Service Request:**	R1506803
Project:	PPC	**Date Collected:**	8/19/15 0927
Sample Matrix:	Soil	**Date Received:**	8/20/15
Sample Name:	15231-SD-6		
Lab Code:	R1506803-029	**Basis:**	As Received

General Chemistry Parameters

Analyte Name	Method	Result	Q	Units	MRL	Dilution Factor	Date Extracted	Date Analyzed	Note
Total Solids	ALS SOP	37.2		Percent		1	NA	8/24/15 10:38	

ALS Group USA, Corp. dba ALS Environmental

Analytical Report

Client:	Environmental Planning Specialists	**Service Request:**	R1506803
Project:	PPC	**Date Collected:**	8/19/15 0927
Sample Matrix:	Soil	**Date Received:**	8/20/15
Sample Name:	15231-SD-6		
Lab Code:	R1506803-029	**Basis:**	Dry
		Percent Solids:	37.2

General Chemistry Parameters

Analyte Name	Method	Result	Q	Units	MRL	Dilution Factor	Date Extracted	Date Analyzed	Note
Chromium, Hexavalent	7199	7.1		mg/Kg	1.1	1	8/27/15	8/29/15 16:50	
Chromium, Hexavalent	7199	7.2		mg/Kg	1.1	1	8/27/15	8/29/15 16:58	

ALS Group USA, Corp. dba ALS Environmental

Analytical Report

Client:	Environmental Planning Specialists	**Service Request:**	R1506803
Project:	PPC	**Date Collected:**	8/19/15 0857
Sample Matrix:	Soil	**Date Received:**	8/20/15
Sample Name:	15231-SD-7		
Lab Code:	R1506803-030	**Basis:**	As Received

General Chemistry Parameters

Analyte Name	Method	Result	Q	Units	MRL	Dilution Factor	Date Extracted	Date Analyzed	Note
Total Solids	ALS SOP	39.2		Percent		1	NA	8/24/15 10:38	

ALS Group USA, Corp. dba ALS Environmental

Analytical Report

Client: Environmental Planning Specialists
Project: PPC
Sample Matrix: Soil

Service Request: R1506803
Date Collected: 8/19/15 0857
Date Received: 8/20/15

Sample Name: 15231-SD-7
Lab Code: R1506803-030

Basis: Dry
Percent Solids: 39.2

General Chemistry Parameters

Analyte Name	Method	Result	Q	Units	MRL	Dilution Factor	Date Extracted	Date Analyzed	Note
Chromium, Hexavalent	7199	0.98	U	mg/Kg	0.98	1	8/27/15	8/29/15 17:05	
Chromium, Hexavalent	7199	0.98	U	mg/Kg	0.98	1	8/27/15	8/29/15 17:14	

ALS Group USA, Corp. dba ALS Environmental

Analytical Report

Client:	Environmental Planning Specialists	**Service Request:**	R1506803
Project:	PPC	**Date Collected:**	8/19/15 0841
Sample Matrix:	Soil	**Date Received:**	8/20/15
Sample Name:	15231-SD-8		
Lab Code:	R1506803-031	**Basis:**	As Received

General Chemistry Parameters

Analyte Name	Method	Result	Q	Units	MRL	Dilution Factor	Date Extracted	Date Analyzed	Note
Total Solids	ALS SOP	68.7		Percent		1	NA	8/24/15 10:38	

ALS Group USA, Corp. dba ALS Environmental

Analytical Report

Client:	Environmental Planning Specialists	**Service Request:**	R1506803
Project:	PPC	**Date Collected:**	8/19/15 0841
Sample Matrix:	Soil	**Date Received:**	8/20/15
Sample Name:	15231-SD-8		
Lab Code:	R1506803-031	**Basis:**	Dry
		Percent Solids:	68.7

General Chemistry Parameters

Analyte Name	Method	Result	Q	Units	MRL	Dilution Factor	Date Extracted	Date Analyzed	Note
Chromium, Hexavalent	7199	0.58	U	mg/Kg	0.58	1	8/27/15	8/29/15 17:38	
Chromium, Hexavalent	7199	0.58	U	mg/Kg	0.58	1	8/27/15	8/29/15 17:46	

ALS Group USA, Corp. dba ALS Environmental

Analytical Report

Client:	Environmental Planning Specialists	**Service Request:**	R1506803
Project:	PPC	**Date Collected:**	8/19/15 0832
Sample Matrix:	Soil	**Date Received:**	8/20/15
Sample Name:	15231-SD-9		
Lab Code:	R1506803-032	**Basis:**	As Received

General Chemistry Parameters

Analyte Name	Method	Result	Q	Units	MRL	Dilution Factor	Date Extracted	Date Analyzed	Note
Total Solids	ALS SOP	40.3		Percent		1	NA	8/24/15 10:38	

ALS Group USA, Corp. dba ALS Environmental

Analytical Report

Client:	Environmental Planning Specialists	**Service Request:**	R1506803
Project:	PPC	**Date Collected:**	8/19/15 0832
Sample Matrix:	Soil	**Date Received:**	8/20/15
Sample Name:	15231-SD-9		
Lab Code:	R1506803-032	**Basis:**	Dry
		Percent Solids:	40.3

General Chemistry Parameters

Analyte Name	Method	Result	Q	Units	MRL	Dilution Factor	Date Extracted	Date Analyzed	Note
Chromium, Hexavalent	7199	0.96	U	mg/Kg	0.96	1	8/27/15	8/29/15 17:53	
Chromium, Hexavalent	7199	0.96	U	mg/Kg	0.96	1	8/27/15	8/29/15 18:02	

Client:	Environmental Planning Specialists	**Service Request:**	R1506803
Project:	PPC	**Date Collected:**	NA
Sample Matrix:	Water	**Date Received:**	NA
Sample Name:	Method Blank		
Lab Code:	R1506803-MB1	**Basis:**	NA

General Chemistry Parameters

Analyte Name	Method	Result	Q	Units	MRL	Dilution Factor	Date Extracted	Date Analyzed	Note
Chromium, Hexavalent, Dissolved	218.6 LL	0.020	U	µg/L	0.020	1	NA	8/18/15 11:38	

ALS Group USA, Corp. dba ALS Environmental

Analytical Report

Client:	Environmental Planning Specialists	**Service Request:**	R1506803
Project:	PPC	**Date Collected:**	NA
Sample Matrix:	Water	**Date Received:**	NA
Sample Name:	Method Blank		
Lab Code:	R1506803-MB2	**Basis:**	NA

General Chemistry Parameters

Analyte Name	Method	Result	Q	Units	MRL	Dilution Factor	Date Extracted	Date Analyzed	Note
Chromium, Hexavalent, Dissolved	218.6 LL	0.020	U	µg/L	0.020	1	NA	8/31/15 10:46	

ALS Group USA, Corp. dba ALS Environmental

Analytical Report

Client:	Environmental Planning Specialists	**Service Request:**	R1506803
Project:	PPC	**Date Collected:**	NA
Sample Matrix:	Soil	**Date Received:**	NA
Sample Name:	Method Blank		
Lab Code:	R1506803-MB3	**Basis:**	Dry

General Chemistry Parameters

Analyte Name	Method	Result	Q	Units	MRL	Dilution Factor	Date Extracted	Date Analyzed	Note
Chromium, Hexavalent	7199	0.40	U	mg/Kg	0.40	1	8/27/15	8/29/15 11:22	
Chromium, Hexavalent	7199	0.40	U	mg/Kg	0.40	1	8/27/15	8/29/15 11:13	

ALS Group USA, Corp. dba ALS Environmental

QA/QC Report

Client: Environmental Planning Specialists
Project: PPC
Sample Matrix: Soil

Service Request: R1506803
Date Analyzed: 8/29/15

Lab Control Sample Summary
General Chemistry Parameters

Units: mg/Kg
Basis: Dry

Analyte Name	Method	Lab Control Sample R1506803-LCS1 Result	Spike Amount	% Rec	% Rec Limits
Chromium, Hexavalent	7199	669	656	102	80 - 120
Chromium, Hexavalent	7199	665	656	101	80 - 120

Results flagged with an asterisk (*) indicate values outside control criteria.

Percent recoveries and relative percent differences (RPD) are determined by the software using values in the calculation which have not been rounded.

ALS Group USA, Corp. dba ALS Environmental

QA/QC Report

Client: Environmental Planning Specialists
Project: PPC
Sample Matrix: Water

Service Request: R1506803
Date Analyzed: 8/18/15

Lab Control Sample Summary
General Chemistry Parameters

Units: µg/L
Basis: NA

Analyte Name	Method	Lab Control Sample R1506803-LCS2 Result	Spike Amount	% Rec	% Rec Limits
Chromium, Hexavalent, Dissolved	218.6 LL	0.198	0.200	99	90 - 110

Results flagged with an asterisk (*) indicate values outside control criteria.

Percent recoveries and relative percent differences (RPD) are determined by the software using values in the calculation which have not been rounded.

ALS Group USA, Corp. dba ALS Environmental

QA/QC Report

Client: Environmental Planning Specialists
Project: PPC
Sample Matrix: Water

Service Request: R1506803
Date Analyzed: 8/31/15

Lab Control Sample Summary
General Chemistry Parameters

Units: µg/L
Basis: NA

Analyte Name	Method	Lab Control Sample R1506803-LCS3 Result	Spike Amount	% Rec	% Rec Limits
Chromium, Hexavalent, Dissolved	218.6 LL	0.203	0.200	101	90 - 110

Results flagged with an asterisk (*) indicate values outside control criteria.

Percent recoveries and relative percent differences (RPD) are determined by the software using values in the calculation which have not been rounded.

ALS Environmental
ALS Group USA, Corp
1565 Jefferson Rd, Building 300, Suite 360
Rochester, NY 14623
T: 585-288-5380
F: 585-288-8475
www.alsglobal.com

September 09, 2015

Analytical Report for Service Request No: R1506803

Mr. William Crowe
Environmental Planning Specialists
1050 Crown Pointe Parkway
Suite 550
Atlanta, GA 30338

Laboratory Results for: PPC

Dear Mr. Crowe:

Enclosed are the results of the sample(s) submitted to our laboratory between August 18, 2015 and August 20, 2015. For your reference, these analyses have been assigned our service request number **R1506803**.

All analyses were performed according to our laboratory's quality assurance program. The test results meet requirements of the NELAP standards except as noted in the case narrative report. All results are intended to be considered in their entirety, and ALS Environmental is not responsible for use of less than the complete report. Results apply only to the items submitted to the laboratory for analysis and individual items (samples) analyzed, as listed in the report. The measurement uncertainty of the results included in this report is within that expected when using the prescribed method(s) for analysis of these samples, and represented by Laboratory Control Sample control limits. Any events, such as QC failures, which may add to the uncertainty are explained in the report narrative.

Please contact me if you have any questions. My extension is 7472. You may also contact me via email at Janice.Jaeger@alsglobal.com.

Respectfully submitted,

ALS Group USA Corp. dba ALS Environmental

Janice Jaeger
Project Manager

ALS Environmental

SDG NARRATIVE

ALS Environmental - Rochester, NY
1565 Jefferson Rd, Bldg. 300, Suite 360, Rochester, NY 14623
Phone (585) 288-5380 Fax (585) 288-8475
www.alsglobal.com

ALS Environmental

Client:	EPS
Service Request No.:	R1506803
Project:	PPC
Date Received:	8/18-20/15
Sample Matrix:	Soil/Water
Project/Case No.:	

CASE NARRATIVE

All analyses were performed consistent with the quality assurance program of ALS Environmental. This report contains analytical results for samples designated for Tier II data deliverables. When appropriate to the method, method blank results have been reported with each analytical test. Surrogate recoveries have been reported for all applicable organic analyses. Additional quality control analyses reported herein include: Laboratory Control Sample (LCS).

Sample Receipt

Water and soil samples were received for analysis at ALS Environmental on 8/18-20/15. The samples were received in good condition and consistent with the accompanying chain of custody form. The samples were stored in a refrigerator between 1°C and 6°C upon receipt at the laboratory.

Inorganics

Soil and water samples were analyzed for a site specific list of inorganics. Please see attached report pages for method numbers.

All Laboratory Control Sample (LCS) recoveries were within limits.

Site specific QC was not requested on these samples.

All Method blanks were free of contamination.

No other analytical or QC problems were encountered.

ALS ASP/CLP Batching Form/Login Sheet

Client Proj #:		Batch Complete:	Yes	Date Revised:	
Submission:	R1506803	Diskette Requested:	No	Date Due:	9/10/15
Client:	Environmental Planning Specialist	Date:	8/24/15	Protocol:	MCAWW
Client Rep:	JJAEGER	Custody Seal: Present/Absent:		Shipping No.:	
Project:	PPC	Chain of Custody: Present/Absent:		SDG #:	

CAS Job #	Client/EPA ID	Matrix	Requested Parameters	Date Sampled	Date Received	pH (Solids)	% Solids	Remarks Sample Condition
R1506803-001	15229-MW-6	Water	218.6 LL	8/17/15	8/18/15			
R1506803-002	15229-MW-2	Water	218.6 LL	8/17/15	8/18/15			
R1506803-003	15229-MW-1	Water	218.6 LL	8/17/15	8/18/15			
R1506803-004	15229-MW-3	Water	218.6 LL	8/17/15	8/18/15			
R1506803-005	15229-MW-4	Water	218.6 LL	8/17/15	8/18/15			
R1506803-006	15229-SB-25-2	Soil	ALS SOP, 7199	8/17/15	8/18/15			
R1506803-007	15229-SB-23-2	Soil	7199, ALS SOP	8/17/15	8/18/15			
R1506803-008	15229-SB-19-2	Soil	7199, ALS SOP	8/17/15	8/18/15			
R1506803-009	15229-SB-24-2	Soil	7199, ALS SOP	8/17/15	8/18/15			
R1506803-010	15229-SB-22-2	Soil	7199, ALS SOP	8/17/15	8/18/15			
R1506803-011	15229-SB-21-2	Soil	7199, ALS SOP	8/17/15	8/18/15			
R1506803-012	15229-SB-18-2	Soil	7199, ALS SOP	8/17/15	8/18/15			
R1506803-013	15229-SB-14-2	Soil	7199, ALS SOP	8/17/15	8/18/15			
R1506803-014	15229-SB-13-2	Soil	7199, ALS SOP	8/17/15	8/18/15			
R1506803-015	15229-SB-20-2	Soil	7199, ALS SOP	8/17/15	8/18/15			
R1506803-016	15230-SB-15-2	Soil	7199, ALS SOP	8/18/15	8/19/15			
R1506803-017	15230-SB-16-2	Soil	ALS SOP, 7199	8/18/15	8/19/15			
R1506803-018	15230-SB-17-2	Soil	7199, ALS SOP	8/18/15	8/19/15			
R1506803-019	15230-MW-5	Water	218.6 LL	8/18/15	8/19/15			
R1506803-020	15230-MW-12	Water	218.6 LL	8/18/15	8/19/15			
R1506803-021	15230-MW-13	Water	218.6 LL	8/18/15	8/19/15			
R1506803-022	15231-MW-8	Water	218.6 LL	8/19/15	8/20/15			
R1506803-023	15231-MW-9	Water	218.6 LL	8/19/15	8/20/15			
R1506803-024	15231-MW-7	Water	218.6 LL	8/19/15	8/20/15			
R1506803-025	15231-MW-11	Water	218.6 LL	8/19/15	8/20/15			
R1506803-026	15231-MW-10	Water	218.6 LL	8/19/15	8/20/15			
R1506803-027	15231-DUP	Water	218.6 LL	8/19/15	8/20/15			
R1506803-028	15231-SD-5	Soil	ALS SOP, 7199	8/19/15	8/20/15			
R1506803-029	15231-SD-6	Soil	ALS SOP, 7199	8/19/15	8/20/15			
R1506803-030	15231-SD-7	Soil	7199, ALS SOP	8/19/15	8/20/15			
R1506803-031	15231-SD-8	Soil	7199, ALS SOP	8/19/15	8/20/15			
R1506803-032	15231-SD-9	Soil	7199, ALS SOP	8/19/15	8/20/15			

Folder Comments:

ALS Environmental

REPORT QUALIFIERS AND DEFINITIONS

U Analyte was analyzed for but not detected. The sample quantitation limit has been corrected for dilution and for percent moisture, unless otherwise noted in the case narrative.

J Estimated value due to either being a Tentatively Identified Compound (TIC) or that the concentration is between the MRL and the MDL. Concentrations are not verified within the linear range of the calibration. For DoD: concentration >40% difference between two GC columns (pesticides/Arclors).

B Analyte was also detected in the associated method blank at a concentration that may have contributed to the sample result.

E Inorganics- Concentration is estimated due to the serial dilution was outside control limits.

E Organics- Concentration has exceeded the calibration range for that specific analysis.

D Concentration is a result of a dilution, typically a secondary analysis of the sample due to exceeding the calibration range or that a surrogate has been diluted out of the sample and cannot be assessed.

* Indicates that a quality control parameter has exceeded laboratory limits. Under the "Notes" column of the Form I, this qualifier denotes analysis was performed out of Holding Time.

H Analysis was performed out of hold time for tests that have an "immediate" hold time criteria.

Spike was diluted out.

\+ Correlation coefficient for MSA is <0.995.

N Inorganics- Matrix spike recovery was outside laboratory limits.

N Organics- Presumptive evidence of a compound (reported as a TIC) based on the MS library search.

S Concentration has been determined using Method of Standard Additions (MSA).

W Post-Digestion Spike recovery is outside control limits and the sample absorbance is <50% of the spike absorbance.

P Concentration >40% (25% for CLP) difference between the two GC columns.

C Confirmed by GC/MS

Q DoD reports: indicates a pesticide/Aroclor is not confirmed (≥100% Difference between two GC columns).

X See Case Narrative for discussion.

MRL Method Reporting Limit. Also known as:
LOQ Limit of Quantitation (LOQ)
The lowest concentration at which the method analyte may be reliably quantified under the method conditions.

MDL Method Detection Limit. A statistical value derived from a study designed to provide the lowest concentration that will be detected 99% of the time. Values between the MDL and MRL are estimated (see J qualifier).

LOD Limit of Detection. A value at or above the MDL which has been verified to be detectable.

ND Non-Detect. Analyte was not detected at the concentration listed. Same as U qualifier.

ACCREDITED IN ACCORDANCE WITH nelac

Rochester Lab ID # for State Certifications[1]

Connecticut ID # PH0556	Maine ID #NY0032	New Hampshire ID # 294100 A/B
Delaware Accredited	Nebraska Accredited	
DoD ELAP #65817	New Jersey ID # NY004	Pennsylvania ID# 68-786
Florida ID # E87674	New York ID # 10145	Rhode Island ID # 158
Illinois ID #200047	North Carolina #676	Virginia #460167

[1] Analyses were performed according to our laboratory's NELAP-approved quality assurance program and any applicable state or agency requirements. The test results meet requirements of the current NELAP/TNI standards or state or agency requirements, where applicable, except as noted in the case narrative. Since not all analyte/method/matrix combinations are offered for state/NELAC accreditation, this report may contain results which are not accredited. For a specific list of accredited analytes, contact the laboratory or go to http://www.alsglobal.com/en/Our-Services/Life-Sciences/Environmental/Downloads/North-America-Downloads

ALS Environmental

CHAINS OF CUSTODY

ALS Environmental - Rochester, NY
1565 Jefferson Rd, Bldg. 300, Suite 360, Rochester, NY 14623
Phone (585) 288-5380 Fax (585) 288-8475
www.alsglobal.com

CHAIN OF CUSTODY/LABORATORY ANALYSIS REQUEST FORM

29352

ALS Environmental
1565 Jefferson Road, Building 300, Suite 360 • Rochester, NY 14623 | +1 585 288 5380 +1 585 288 8475 (fax) PAGE 1 OF 2

Project Name: PPC	Project Number:
Project Manager: Kirk Kessler	Report CC:
Company/Address: 1050 Crown Pointe Pkwy Ste. 550, Atlanta, GA 30338	
Phone #: (404) 315-9113	Email: kkessler@envplanning.com
Sampler's Signature:	Sampler's Printed Name: Jeff Dennis

ANALYSIS REQUESTED *(Include Method Number and Container Preservative)*

PRESERVATIVE

CLIENT SAMPLE ID	FOR OFFICE USE ONLY LAB ID	SAMPLING DATE	SAMPLING TIME	MATRIX	NUMBER OF CONTAINERS	GC/MS VOAs ○ 8260 ○ 624 ○ CLP	GC/MS SVOAs ○ 8270 ○ 625	GC VOAs ○ 8021 ○ 601/602	PESTICIDES ○ 8081 ○ 608	PCBs ○ 8082 ○ 608	METALS: TOTAL (List in comments below)	METALS: DISSOLVED (List in comments below)	Hex Chrome (218.6 LL)	Hex Chrome (7199)	
													4+8	0	
15229-MW-6		8-17-15	1055	GW	1								X		
15229-MW-2		8-17-15	1500	GW	1								X		
15229-MW-1		8-17-15	1528	GW	1								X		
15229-MW-3		8-17-15	1713	GW	1								X		
15229-MW-4		8-17-15	1743	GW	1								X		
15229-SB-25-2		8-17-15	1009	SO	1									X	
15229-SB-23-2		8-17-15	1101	SO	1									X	
15229-SB-19-2		8-17-15	1336	SO	1									X	
15229-SB-24-2		8-17-15	1302	SO	1									X	
15229-SB-22-2		8-17-15	1317	SO	1									X	
15229-SB-21-2		8-17-15	1324	SO	1									X	

Preservative Key
0. NONE
1. HCl
2. HNO_3
3. H_2SO_4
4. NaOH
5. Zn. Acetate
6. MeOH
7. $NaHSO_4$
8. Other $(NH_4)_2SO_4$

REMARKS/ALTERNATE DESCRIPTION

SPECIAL INSTRUCTIONS/COMMENTS
Metals

See QAPP ☐

STATE WHERE SAMPLES WERE COLLECTED Georgia

TURNAROUND REQUIREMENTS
____ RUSH (SURCHARGES APPLY)
____ 1 day ____ 2 day ____ 3 day
____ 4 day __X__ 5 day

REQUESTED REPORT DATE

REPORT REQUIREMENTS
____ I. Results Only
____ II. Results + QC Summaries (LCS, DUP, MS/MSD as required)
__X__ III. Results + QC and Calibration Summaries
__X__ IV. Data Validation Report with Raw Data

Edata __X__ Yes ____ No

INVOICE INFORMATION
PO #
BILL TO:

RELINQUISHED BY	RECEIVED BY	RELINQUISHED BY	RECEIVED BY	RELINQUISHED BY	RECEIVED BY
Signature: Jeff Dennis	Signature: J. Sewell	Signature	Signature	Signature	
Printed Name: EPS	Printed Name:	Printed Name	Printed Name	Printed Name	
Firm: 8-17-15 1845	Firm: ALS	Firm	Firm	Firm	
Date/Time	Date/Time: 8/18/15 0845	Date/Time	Date/Time	Date/Time	

R1506803 5
Environmental Planning Specialists
Hexavalent chromium

Distribution: White - Lab Copy; Yellow - Return to Originator

© 2012 by ALS Group

CHAIN OF CUSTODY/LABORATORY ANALYSIS REQUEST FORM

29346

ALS Environmental

1565 Jefferson Road, Building 300, Suite 360 • Rochester, NY 14623 | +1 585 288 5380 +1 585 288 8475 (fax) PAGE 2 OF 2

Project Name: PPC	Project Number:
Project Manager: Kirk Kessler	Report CC:
Company/Address: 1050 Crown Pointe Pkwy Ste 550, Atlanta, GA 30338	
Phone #: (404) 315-9113	Email: kkessler@enviplanning.com
Sampler's Signature:	Sampler's Printed Name: Jeff Dennis

ANALYSIS REQUESTED *(Include Method Number and Container Preservative)*

PRESERVATIVE

CLIENT SAMPLE ID	FOR OFFICE USE ONLY LAB ID	SAMPLING DATE	SAMPLING TIME	MATRIX	NUMBER OF CONTAINERS	Hex. Chrom (7199)
15229-SB-18-2		8-17-15	1526	SO	1	X
15229-SB-14-2		8-17-15	1607	SO	1	X
15229-SB-13-2		8-17-15	1638	SO	1	X
15229-SB-20-2		8-17-15	1753	SO	1	X

Preservative Key
0. NONE
1. HCL
2. HNO_3
3. H_2SO_4
4. NaOH
5. Zn. Acetate
6. MeOH
7. $NaHSO_4$
8. Other _____

REMARKS/ ALTERNATE DESCRIPTION

SPECIAL INSTRUCTIONS/COMMENTS
Metals

See QAPP ☐

STATE WHERE SAMPLES WERE COLLECTED Georgia

TURNAROUND REQUIREMENTS
_____ RUSH (SURCHARGES APPLY)
_____ 1 day _____ 2 day _____ 3 day
_____ 4 day __X__ 5 day

REQUESTED REPORT DATE _____

REPORT REQUIREMENTS
_____ I. Results Only
_____ II. Results + QC Summaries (LCS, DUP, MS/MSD as required)
__X__ III. Results + QC and Calibration Summaries
__X__ IV. Data Validation Report with Raw Data

Edata __X__ Yes _____ No

INVOICE INFORMATION
PO #
BILL TO:

RELINQUISHED BY	RECEIVED BY	RELINQUISHED BY	RECEIVED BY	RELINQUISHED BY	RECEIVED BY
Signature: Jeff Dennis	Signature: J. Sewell	Signature	Signature	Signature	
Printed Name: EPS	Printed Name: ALS	Printed Name	Printed Name	Printed Name	
Firm: 8-17-15 1845	Firm: 8/18/15 0905	Firm	Firm	Firm	
Date/Time	Date/Time	Date/Time	Date/Time	Date/Time	Date/Time

R1506803 5
Environmental Planning Specialists
PPC

Distribution: White - Lab Copy; Yellow - Return to Originator

© 2012 by ALS Group

Cooler Receipt and Preservation Check Form

Project/Client EPS Inc. Folder Number A15-6803.

Cooler received on 8/18/15 by: JHJ COURIER: ALS UPS FEDEX VELOCITY CLIENT

1	Were **Custody seals** on outside of cooler?	Y N	5a	**Perchlorate** samples have required headspace?	Y N NA
2	**Custody papers** properly completed (ink, signed)?	Y N	5b	Did VOA vials, Alk,or Sulfide have sig* **bubbles**?	Y N NA
3	Did all bottles arrive in good **condition** (unbroken)?	Y N	6	Where did the bottles originate?	ALS/ROC CLIENT
4	Circle: **Wet Ice Dry Ice Gel packs** present?	Y N	7	Soil VOA received as: Bulk Encore 5035set	NA

8. Temperature Readings Date: 8/18/15 Time: 0810 ID: IR#3 IR#5 From: Temp Blank Sample Bottle

Observed Temp (°C)	5.6						
Correction Factor (°C)	-0.3						
Corrected Temp (°C)	5.3						
Within 0-6°C?	Y N	Y N	Y N	Y N	Y N	Y N	Y N

If out of Temperature, note packing/ice condition: _____ Ice melted Poorly Packed Same Day Rule

&Client Approval to Run Samples: _____ Standing Approval Client aware at drop-off Client notified by: _____

All samples held in storage location: 1002 by JHJ on 8/18/15 at 0812
5035 samples placed in storage location: _____ by _____ on _____ at _____

PC Secondary Review: JMS 8/19/15

Cooler Breakdown: Date: 8/18/15 Time: 1103 by: JHJ

1. Were all bottle labels complete (*i.e.* analysis, preservation, etc.)? YES NO
2. Did all bottle labels and tags agree with custody papers? YES NO
3. Were correct containers used for the tests indicated? YES NO
4. Air Samples: Cassettes / Tubes Intact Canisters Pressurized Tedlar® Bags Inflated NA

Explain any discrepancies:

pH	Reagent	Yes	No	Lot Received	Exp	Sample ID	Vol. Added	Lot Added	Final pH
≥12	NaOH								
≤2	HNO_3								
≤2	H_2SO_4								
<4	$NaHSO_4$								
Residual Chlorine (-)	For CN Phenol and 522			If +, contact PM to add $Na_2S_2O_3$ (CN), ascorbic (phenol).					
	$Na_2S_2O_3$	-	-						
	ZnAcetate	-	-						
	HCl	**	**						

Yes=All samples OK

No=Samples were preserved at The lab as listed

PM OK to Adjust: _____

**Not to be tested before analysis – pH tested and recorded by VOAs on a separate worksheet

Bottle lot numbers: 062215-1BNS, 060815-2AAD

Other Comments:

215.6 LL-(5)
8/17/15
1055-1743

PC Secondary Review: JMS 8/19/15

*significant air bubbles: VOA > 5-6 mm : WC >1 in. diameter

CHAIN OF CUSTODY/LABORATORY ANALYSIS REQUEST FORM

29347

ALS Environmental

1565 Jefferson Road, Building 300, Suite 360 • Rochester, NY 14623 | +1 585 288 5380 +1 585 288 8475 (fax) PAGE 1 OF ____

Project Name: PPC	Project Number:
Project Manager: Kirk Kessler	Report CC:
Company/Address: 1050 Crown Pointe Pkwy Ste. 550, Atlanta, GA 30338	
Phone #: (404) 315-9113	Email: kkessler@enviplanning.com
Sampler's Signature:	Sampler's Printed Name: Jeff Dennis

ANALYSIS REQUESTED *(Include Method Number and Container Preservative)*

PRESERVATIVE

CLIENT SAMPLE ID	FOR OFFICE USE ONLY LAB ID	SAMPLING DATE	SAMPLING TIME	MATRIX	NUMBER OF CONTAINERS	GC/MS VOAs ○ 8260 ○ 624 ○ CLP	GC/MS SVOAs ○ 8270 ○ 625	GC VOAs ○ 8021 ○ 601/602	PESTICIDES ○ 8081 ○ 608	PCBs ○ 8082 ○ 608	METALS, TOTAL (List in comments below)	METALS, DISSOLVED (List in comments below)	Hex Chrome (218.6 LL)	Hex Chrome (7199)	
													4+8	0	
15230-SB-15-2		8/18/15	1414	SO	1									X	
15230-SB-16-2		8/18/15	1431	SO	1									X	
15230-SB-17-2		8/18/15	1446	SO	1									X	
15230-MW-5		8/18/15	1108	GW	1								X		
15230-MW-12		8/18/15	1448	GW	1								X		
15230-MW-13		8/18/15	1653	GW	1								X		

Preservative Key
0. NONE
1. HCL
2. HNO_3
3. H_2SO_4
4. NaOH
5. Zn. Acetate
6. MeOH
7. $NaHSO_4$
8. Other $(NH_4)_2SO_4$

REMARKS/ALTERNATE DESCRIPTION

SPECIAL INSTRUCTIONS/COMMENTS
Metals

See QAPP ☐

STATE WHERE SAMPLES WERE COLLECTED: Georgia

TURNAROUND REQUIREMENTS
____ RUSH (SURCHARGES APPLY)
____ 1 day ____ 2 day ____ 3 day
____ 4 day X 5 day

REQUESTED REPORT DATE: _____

REPORT REQUIREMENTS
____ I. Results Only
____ II. Results + QC Summaries (LCS, DUP, MS/MSD as required)
X III. Results + QC and Calibration Summaries
X IV. Data Validation Report with Raw Data

Edata X Yes ____ No

INVOICE INFORMATION
PO #:
BILL TO:

RELINQUISHED BY	RECEIVED BY	RELINQUISHED BY	RECEIVED BY	RELINQUISHED BY	RECEIVED BY
Signature: Jeff Dennis	Signature:	Signature:	Signature:	Signature:	
Printed Name: EPS	Printed Name: Gregory O. Emerson	Printed Name:	Printed Name:	Printed Name:	
Firm: 8/18/15 1845	Firm: ALS	Firm:	Firm:	Firm:	
Date/Time:	Date/Time: 8-19-15 07:45	Date/Time:	Date/Time:	Date/Time:	

R1506803 5
Environmental Planning Specialists
PPC

Distribution: White - Lab Copy; Yellow - Return to Originator

© 2012 by ALS Group

Cooler Receipt and Preservation Check Form

Project/Client ERS Folder Number 415-6803

Cooler received on 8-19-15 by: KE

COURIER: ALS UPS (FEDEX) VELOCITY CLIENT

1	Were **Custody seals** on outside of cooler?	(Y)	N
2	**Custody papers** properly completed (ink, signed)?	(Y)	N
3	Did all bottles arrive in good **condition** (unbroken)?	(Y)	N
4	Circle: (**Wet Ice**) **Dry Ice** **Gel packs** present?	(Y)	N

5a	**Perchlorate** samples have required headspace?	Y	N	(NA)
5b	Did VOA vials, Alk,or Sulfide have sig* **bubbles**?	Y	N	(NA)
6	Where did the bottles originate?	(ALS/ROC)	CLIENT	
7	Soil VOA received as: Bulk Encore 5035set			(NA)

8. Temperature Readings Date: 8-19-15 Time: 07:50 ID: IR#3 (IR#5) From: (Temp Blank) Sample Bottle

Observed Temp (°C)	3.7						
Correction Factor (°C)	-0.3						
Corrected Temp (°C)	3.4						
Within 0-6°C?	(Y) N	Y N	Y N	Y N	Y N	Y N	Y N

If out of Temperature, note packing/ice condition: _____ Ice melted Poorly Packed Same Day Rule

&Client Approval to Run Samples: _____ Standing Approval Client aware at drop-off Client notified by: _____

All samples held in storage location: R-002 by KE on 8-19-15 at 07:53
5035 samples placed in storage location: _____ by _____ on _____ at _____

PC Secondary Review: MMS 8/19/15

Cooler Breakdown: Date: 8/18/15 Time: 0815 by: MDS

1. Were all bottle labels complete (*i.e.* analysis, preservation, etc.)? (YES) NO
2. Did all bottle labels and tags agree with custody papers? YES (NO)
3. Were correct containers used for the tests indicated? (YES) NO
4. Air Samples: Cassettes / Tubes Intact Canisters Pressurized Tedlar® Bags Inflated (N/A)

Explain any discrepancies:

pH	Reagent	Yes	No	Lot Received	Exp	Sample ID	Vol. Added	Lot Added	Final pH
≥12	NaOH								
≤2	HNO_3								
≤2	H_2SO_4								
<4	$NaHSO_4$								
Residual Chlorine (-)	For CN Phenol and 522			If +, contact PM to add $Na_2S_2O_3$ (CN), ascorbic (phenol).					
	$Na_2S_2O_3$	-	-						
	ZnAcetate	-	-						
	HCl	**	**						

**Not to be tested before analysis – pH tested and recorded by VOAs on a separate worksheet

Yes=All samples OK

No=Samples were preserved at The lab as listed

PM OK to Adjust: _____

Bottle lot numbers: G60815-2AA0, 062215-1BN5 Bottle lot #: 80635 exp: 4/16

Other Comments:

3 Cr+6
218.6 L.L.
8-18-15
11:08-16:53

#15230-MW-5 labeled 1530-MW-3 on bottle

PC Secondary Review: MMS 8/19/15 *significant air bubbles: VOA > 5-6 mm : WC >1 in. diameter

CHAIN OF CUSTODY/LABORATORY ANALYSIS REQUEST FORM

29349

ALS Environmental

1565 Jefferson Road, Building 300, Suite 360 • Rochester, NY 14623 | +1 585 288 5380 +1 585 288 8475 (fax) PAGE 1 OF 1

Project Name: PPC	Project Number:
Project Manager: Kirk Kessler	Report CC:
Company/Address: 1050 Crown Pointe Pkwy Ste. ~~550~~ 75 550 Atlanta, GA 30338	
Phone #: (404) 315-9113	Email: Kkessler@enviplanning.com
Sampler's Signature:	Sampler's Printed Name: Jeff Dennis

ANALYSIS REQUESTED *(Include Method Number and Container Preservative)*

PRESERVATIVE

CLIENT SAMPLE ID	FOR OFFICE USE ONLY LAB ID	SAMPLING DATE	SAMPLING TIME	MATRIX	NUMBER OF CONTAINERS	Hex Chromium (218.6)	Hex Chromium (7199)
15231-MW-8		8-19-15	1158	GW	1	X	
15231-MW-9		8-19-15	1210	GW	1	X	
15231-MW-7		8-19-15	1433	GW	1	X	
15231-MW-11		8-19-15	1518	GW	1	X	
15231-MW-10		8-19-15	1623	GW	1	X	
15231-Dup		8-19-15	1200	GW	1	X	
15231-SD-5		8-19-15	938	SD	1		X
15231-SD-6		8-19-15	927	SD	1		X
15231-SD-7		8-19-15	857	SD	1		X
15231-SD-8		8-19-15	841	SD	1		X
15231-SD-9		8-19-15	832	SD	1		X

Preservative Key
0. NONE
1. HCL
2. HNO_3
3. H_2SO_4
4. NaOH
5. Zn. Acetate
6. MeOH
7. $NaHSO_4$
8. Other NH4 SO4

REMARKS/ALTERNATE DESCRIPTION

SPECIAL INSTRUCTIONS/COMMENTS
Metals

See QAPP ☐

STATE WHERE SAMPLES WERE COLLECTED

TURNAROUND REQUIREMENTS
____ RUSH (SURCHARGES APPLY)
____ 1 day ____ 2 day ____ 3 day
____ 4 day __X__ 5 day

REQUESTED REPORT DATE: _____

REPORT REQUIREMENTS
____ I. Results Only
____ II. Results + QC Summaries (LCS, DUP, MS/MSD as required)
__X__ III. Results + QC and Calibration Summaries
__X__ IV. Data Validation Report with Raw Data

Edata __X__ Yes ____ No

INVOICE INFORMATION
PO #:
BILL TO:

RELINQUISHED BY	RECEIVED BY	RELINQUISHED BY	RECEIVED BY	RELINQUISHED BY	RECEIVED BY
Signature:	Signature:	Signature:	Signature:	Signature:	
Printed Name: Jeff Dennis	Printed Name:	Printed Name:	Printed Name:	Printed Name:	
Firm: ERS	Firm: ALS	Firm:	Firm:	Firm:	
Date/Time: 8-19-15 1920	Date/Time: 8/20/15 0830	Date/Time:	Date/Time:	Date/Time:	

R1506803 5
Environmental Planning Specialists
PPC

Distribution: White - Lab Copy; Yellow - Return to Originator

© 2012 by ALS Group

Cooler Receipt and Preservation Check Form

Project/Client EPJ Folder Number R15-6803

Cooler received on 8/20/15 by: JTJ COURIER: ALS UPS FEDEX VELOCITY CLIENT

1	Were **Custody seals** on outside of cooler?	Y N	5a	**Perchlorate** samples have required headspace?	Y N NA
2	**Custody papers** properly completed (ink, signed)?	Y N	5b	Did VOA vials, Alk,or Sulfide have sig* **bubbles**?	Y N NA
3	Did all bottles arrive in good **condition** (unbroken)?	Y N	6	Where did the bottles originate?	ALS/ROC CLIENT
4	Circle: **Wet Ice** **Dry Ice** **Gel packs** present?	Y N	7	Soil VOA received as: Bulk Encore 5035set	NA

8. Temperature Readings Date: 8/20/15 Time: 0730 ID: IR#3 IR#5 From: Temp Blank Sample Bottle

Observed Temp (°C)	2.8						
Correction Factor (°C)	-						
Corrected Temp (°C)	2.8						
Within 0-6°C?	Y N	Y N	Y N	Y N	Y N	Y N	Y N

If out of Temperature, note packing/ice condition: _____ Ice melted Poorly Packed Same Day Rule

&Client Approval to Run Samples: _____ Standing Approval Client aware at drop-off Client notified by: _____

All samples held in storage location: Room by JTJ on 8/20/15 at 0736
5035 samples placed in storage location: _____ by _____ on _____ at _____

PC Secondary Review: JMS 8/20/15

Cooler Breakdown: Date: 8/20/15 Time: 1253 by: MDS

1. Were all bottle labels complete (*i.e.* analysis, preservation, etc.)? YES NO
2. Did all bottle labels and tags agree with custody papers? YES NO
3. Were correct containers used for the tests indicated? YES NO
4. Air Samples: Cassettes / Tubes Intact Canisters Pressurized Tedlar® Bags Inflated N/A

Explain any discrepancies:

pH	Reagent	Yes	No	Lot Received	Exp	Sample ID	Vol. Added	Lot Added	Final pH
≥12	NaOH								
≤2	HNO_3								
≤2	H_2SO_4								
<4	$NaHSO_4$								
Residual Chlorine (-)	For CN Phenol and 522			If +, contact PM to add $Na_2S_2O_3$ (CN), ascorbic (phenol).					
	$Na_2S_2O_3$	-	-						
	ZnAcetate	-	-						
	HCl	**	**						

Yes=All samples OK

No=Samples were preserved at The lab as listed

PM OK to Adjust: _____

**Not to be tested before analysis – pH tested and recorded by VOAs on a separate worksheet

Bottle lot numbers: 060815-2AA0, 062215-1BNS Buffer lot: 80635 Exp: 4/16

Other Comments:

218-6LL (6)

8/19-
1200-1623

PC Secondary Review: JMS 8/20/15 *significant air bubbles: VOA > 5-6 mm : WC >1 in. diameter

ALS ENVIRONMENTAL
Chain of Custody Report

Client: Environmental Planning Specialists **Service Request:** R1506803
Project: PPC

Bottle ID	Tests	Date	Time	Sample Location / User	Disposed On
R1506803-001.01					
	218.6 LL				
		8/18/15	1109	SMO / JSEWARD	
		8/18/15	1109	R-002 / JSEWARD	
		8/18/15	1113	In Lab / CWOODS	
		8/18/15	1731	In Lab / CWOODS	
R1506803-002.01					
	218.6 LL				
		8/18/15	1109	SMO / JSEWARD	
		8/18/15	1109	R-002 / JSEWARD	
		8/18/15	1113	In Lab / CWOODS	
		8/18/15	1731	In Lab / CWOODS	
R1506803-003.01					
	218.6 LL				
		8/18/15	1109	SMO / JSEWARD	
		8/18/15	1109	R-002 / JSEWARD	
		8/18/15	1113	In Lab / CWOODS	
		8/18/15	1731	In Lab / CWOODS	
R1506803-004.01					
	218.6 LL				
		8/18/15	1109	SMO / JSEWARD	
		8/18/15	1109	R-002 / JSEWARD	
		8/18/15	1113	In Lab / CWOODS	
		8/18/15	1731	In Lab / CWOODS	
R1506803-005.01					
	218.6 LL				
		8/18/15	1109	SMO / JSEWARD	
		8/18/15	1109	R-002 / JSEWARD	
		8/18/15	1113	In Lab / CWOODS	
		8/18/15	1731	In Lab / CWOODS	
R1506803-006.01					
	ALS SOP, 7199				
		8/18/15	1109	SMO / JSEWARD	
		8/18/15	1109	R-002 / JSEWARD	
		8/24/15	1009	In Lab / KWONG	
		8/24/15	1326	R-002 / KWONG	
		8/27/15	1611	In Lab / LDOLGOS	
		8/27/15	1711	R-002 / KWONG	
R1506803-007.01					
	7199, ALS SOP				
		8/18/15	1109	SMO / JSEWARD	
		8/18/15	1109	R-002 / JSEWARD	
		8/24/15	1009	In Lab / KWONG	
		8/24/15	1326	R-002 / KWONG	

ALS ENVIRONMENTAL
Chain of Custody Report

Client: Environmental Planning Specialists
Project: PPC
Service Request: R1506803

Bottle ID	Tests	Date	Time	Sample Location / User	Disposed On
		8/27/15	1611	In Lab / LDOLGOS	
		8/27/15	1711	R-002 / KWONG	
R1506803-008.01					
	ALS SOP, 7199				
		8/18/15	1109	SMO / JSEWARD	
		8/18/15	1109	R-002 / JSEWARD	
		8/24/15	1009	In Lab / KWONG	
		8/24/15	1326	R-002 / KWONG	
		8/27/15	1611	In Lab / LDOLGOS	
		8/27/15	1711	R-002 / KWONG	
R1506803-009.01					
	7199, ALS SOP				
		8/18/15	1109	SMO / JSEWARD	
		8/18/15	1109	R-002 / JSEWARD	
		8/24/15	1009	In Lab / KWONG	
		8/24/15	1326	R-002 / KWONG	
		8/27/15	1611	In Lab / LDOLGOS	
		8/27/15	1711	R-002 / KWONG	
R1506803-010.01					
	ALS SOP, 7199				
		8/18/15	1109	SMO / JSEWARD	
		8/18/15	1109	R-002 / JSEWARD	
		8/24/15	1009	In Lab / KWONG	
		8/24/15	1326	R-002 / KWONG	
		8/27/15	1611	In Lab / LDOLGOS	
		8/27/15	1711	R-002 / KWONG	
R1506803-011.01					
	7199, ALS SOP				
		8/18/15	1109	SMO / JSEWARD	
		8/18/15	1109	R-002 / JSEWARD	
		8/24/15	1009	In Lab / KWONG	
		8/24/15	1327	R-002 / KWONG	
		8/27/15	1611	In Lab / LDOLGOS	
		8/27/15	1711	R-002 / KWONG	
R1506803-012.01					
	ALS SOP, 7199				
		8/18/15	1109	SMO / JSEWARD	
		8/18/15	1109	R-002 / JSEWARD	
		8/24/15	1008	In Lab / KWONG	
		8/24/15	1327	R-002 / KWONG	
		8/27/15	1611	In Lab / LDOLGOS	
		8/27/15	1711	R-002 / KWONG	
R1506803-013.01					
	ALS SOP, 7199				

ALS ENVIRONMENTAL
Chain of Custody Report

Client: Environmental Planning Specialists
Project: PPC

Service Request: R1506803

Bottle ID	Tests	Date	Time	Sample Location / User	Disposed On
		8/18/15	1109	SMO / JSEWARD	
		8/18/15	1109	R-002 / JSEWARD	
		8/24/15	1008	In Lab / KWONG	
		8/24/15	1327	R-002 / KWONG	
		8/27/15	1611	In Lab / LDOLGOS	
		8/27/15	1711	R-002 / KWONG	
R1506803-014.01					
	7199, ALS SOP				
		8/18/15	1109	SMO / JSEWARD	
		8/18/15	1109	R-002 / JSEWARD	
		8/24/15	1008	In Lab / KWONG	
		8/24/15	1327	R-002 / KWONG	
		8/27/15	1611	In Lab / LDOLGOS	
		8/27/15	1711	R-002 / KWONG	
R1506803-015.01					
	ALS SOP, 7199				
		8/18/15	1109	SMO / JSEWARD	
		8/18/15	1109	R-002 / JSEWARD	
		8/24/15	1009	In Lab / KWONG	
		8/24/15	1326	R-002 / KWONG	
		8/27/15	1611	In Lab / LDOLGOS	
		8/27/15	1711	R-002 / KWONG	
R1506803-016.01					
	ALS SOP, 7199				
		8/19/15	0803	SMO / GLAFORCE	
		8/19/15	0819	R-002 / JSEWARD	
		8/24/15	1009	In Lab / KWONG	
		8/24/15	1326	R-002 / KWONG	
		8/27/15	1611	In Lab / LDOLGOS	
		8/27/15	1711	R-002 / KWONG	
R1506803-017.01					
	ALS SOP, 7199				
		8/19/15	0803	SMO / GLAFORCE	
		8/19/15	0819	R-002 / JSEWARD	
		8/24/15	1009	In Lab / KWONG	
		8/24/15	1327	R-002 / KWONG	
		8/27/15	1611	In Lab / LDOLGOS	
		8/27/15	1711	R-002 / KWONG	
R1506803-018.01					
	ALS SOP, 7199				
		8/19/15	0803	SMO / GLAFORCE	
		8/19/15	0819	R-002 / JSEWARD	
		8/24/15	1008	In Lab / KWONG	
		8/24/15	1327	R-002 / KWONG	

ALS ENVIRONMENTAL
Chain of Custody Report

Client: Environmental Planning Specialists **Service Request:** R1506803
Project: PPC

Bottle ID	Tests	Date	Time	Sample Location / User	Disposed On
		8/27/15	1611	In Lab / LDOLGOS	
		8/27/15	1711	R-002 / KWONG	
R1506803-019.01					
	218.6 LL				
		8/19/15	0803	SMO / GLAFORCE	
		8/19/15	0819	R-002 / JSEWARD	
		8/31/15	1115	In Lab / CWOODS	
		8/31/15	1116	In Lab / CWOODS	
		8/31/15	1709	R-002 / CWOODS	
R1506803-020.01					
	218.6 LL				
		8/19/15	0803	SMO / GLAFORCE	
		8/19/15	0819	R-002 / JSEWARD	
		8/31/15	1115	In Lab / CWOODS	
		8/31/15	1116	In Lab / CWOODS	
		8/31/15	1709	R-002 / CWOODS	
R1506803-021.01					
	218.6 LL				
		8/19/15	0803	SMO / GLAFORCE	
		8/19/15	0819	R-002 / JSEWARD	
		8/31/15	1115	In Lab / CWOODS	
		8/31/15	1116	In Lab / CWOODS	
		8/31/15	1709	R-002 / CWOODS	
R1506803-022.01					
	218.6 LL				
		8/20/15	0758	SMO / GLAFORCE	
		8/20/15	1256	R-002 / GESMERIAN	
		8/31/15	1115	In Lab / CWOODS	
		8/31/15	1116	In Lab / CWOODS	
		8/31/15	1709	R-002 / CWOODS	
R1506803-023.01					
	218.6 LL				
		8/20/15	0758	SMO / GLAFORCE	
		8/20/15	1256	R-002 / GESMERIAN	
		8/31/15	1115	In Lab / CWOODS	
		8/31/15	1116	In Lab / CWOODS	
		8/31/15	1709	R-002 / CWOODS	
R1506803-024.01					
	218.6 LL				
		8/20/15	0758	SMO / GLAFORCE	
		8/20/15	1256	R-002 / GESMERIAN	
		8/31/15	1115	In Lab / CWOODS	
		8/31/15	1116	In Lab / CWOODS	
		8/31/15	1709	R-002 / CWOODS	

ALS ENVIRONMENTAL

Chain of Custody Report

Client: Environmental Planning Specialists **Service Request:** R1506803
Project: PPC

Bottle ID	Tests	Date	Time	Sample Location / User	Disposed On
R1506803-025.01					
	218.6 LL				
		8/20/15	0758	SMO / GLAFORCE	
		8/20/15	1256	R-002 / GESMERIAN	
		8/31/15	1116	In Lab / CWOODS	
		8/31/15	1709	R-002 / CWOODS	
R1506803-026.01					
	218.6 LL				
		8/20/15	0758	SMO / GLAFORCE	
		8/20/15	1256	R-002 / GESMERIAN	
		8/31/15	1116	In Lab / CWOODS	
		8/31/15	1709	R-002 / CWOODS	
R1506803-027.01					
	218.6 LL				
		8/20/15	0758	SMO / GLAFORCE	
		8/20/15	1256	R-002 / GESMERIAN	
		8/31/15	1116	In Lab / CWOODS	
		8/31/15	1709	R-002 / CWOODS	
R1506803-028.01					
	7199, ALS SOP				
		8/20/15	0758	SMO / GLAFORCE	
		8/20/15	1256	R-002 / GESMERIAN	
		8/24/15	1008	In Lab / KWONG	
		8/24/15	1327	R-002 / KWONG	
		8/27/15	1611	In Lab / LDOLGOS	
		8/27/15	1711	R-002 / KWONG	
R1506803-029.01					
	7199, ALS SOP				
		8/20/15	0758	SMO / GLAFORCE	
		8/20/15	1256	R-002 / GESMERIAN	
		8/24/15	1008	In Lab / KWONG	
		8/24/15	1327	R-002 / KWONG	
		8/27/15	1611	In Lab / LDOLGOS	
		8/27/15	1711	R-002 / KWONG	
R1506803-030.01					
	ALS SOP, 7199				
		8/20/15	0758	SMO / GLAFORCE	
		8/20/15	1256	R-002 / GESMERIAN	
		8/24/15	1008	In Lab / KWONG	
		8/24/15	1327	R-002 / KWONG	
		8/27/15	1611	In Lab / LDOLGOS	
		8/27/15	1711	R-002 / KWONG	
R1506803-031.01					

ALS ENVIRONMENTAL

Chain of Custody Report

Client: Environmental Planning Specialists **Service Request:** R1506803
Project: PPC

Bottle ID	Tests	Date	Time	Sample Location / User	Disposed On
	ALS SOP, 7199				
		8/20/15	0758	SMO / GLAFORCE	
		8/20/15	1256	R-002 / GESMERIAN	
		8/24/15	1008	In Lab / KWONG	
		8/24/15	1327	R-002 / KWONG	
		8/27/15	1611	In Lab / LDOLGOS	
		8/27/15	1711	R-002 / KWONG	
R1506803-032.01					
	ALS SOP, 7199				
		8/20/15	0758	SMO / GLAFORCE	
		8/20/15	1256	R-002 / GESMERIAN	
		8/24/15	1008	In Lab / KWONG	
		8/24/15	1327	R-002 / KWONG	
		8/27/15	1611	In Lab / LDOLGOS	
		8/27/15	1711	R-002 / KWONG	

ALS Environmental

GENERAL CHEMISTRY DATA

ALS Environmental - Rochester, NY
1565 Jefferson Rd, Bldg. 300, Suite 360, Rochester, NY 14623
Phone (585) 288-5380 Fax (585) 288-8475
www.alsglobal.com

RIGHT SOLUTIONS | RIGHT PARTNER

ALS Group USA, Corp. dba ALS Environmental

Analytical Report

Client:	Environmental Planning Specialists	**Service Request:**	R1506803
Project:	PPC	**Date Collected:**	8/17/15 1055
Sample Matrix:	Water	**Date Received:**	8/18/15
Sample Name:	15229-MW-6		
Lab Code:	R1506803-001	**Basis:**	NA

General Chemistry Parameters

Analyte Name	Method	Result	Q	Units	MRL	Dilution Factor	Date Extracted	Date Analyzed	Note
Chromium, Hexavalent, Dissolved	218.6 LL	0.020	U	µg/L	0.020	1	NA	8/18/15 13:31	

ALS Group USA, Corp. dba ALS Environmental

Analytical Report

Client:	Environmental Planning Specialists	**Service Request:**	R1506803
Project:	PPC	**Date Collected:**	8/17/15 1500
Sample Matrix:	Water	**Date Received:**	8/18/15
Sample Name:	15229-MW-2		
Lab Code:	R1506803-002	**Basis:**	NA

General Chemistry Parameters

Analyte Name	Method	Result	Q	Units	MRL	Dilution Factor	Date Extracted	Date Analyzed	Note
Chromium, Hexavalent, Dissolved	218.6 LL	0.020	U	µg/L	0.020	1	NA	8/18/15 13:43	

ALS Group USA, Corp. dba ALS Environmental

Analytical Report

Client:	Environmental Planning Specialists	**Service Request:**	R1506803
Project:	PPC	**Date Collected:**	8/17/15 1528
Sample Matrix:	Water	**Date Received:**	8/18/15
Sample Name:	15229-MW-1		
Lab Code:	R1506803-003	**Basis:**	NA

General Chemistry Parameters

Analyte Name	Method	Result	Q	Units	MRL	Dilution Factor	Date Extracted	Date Analyzed	Note
Chromium, Hexavalent, Dissolved	218.6 LL	0.020	U	µg/L	0.020	1	NA	8/18/15 13:55	

Client:	Environmental Planning Specialists	**Service Request:**	R1506803
Project:	PPC	**Date Collected:**	8/17/15 1713
Sample Matrix:	Water	**Date Received:**	8/18/15
Sample Name:	15229-MW-3		
Lab Code:	R1506803-004	**Basis:**	NA

General Chemistry Parameters

Analyte Name	Method	Result	Q	Units	MRL	Dilution Factor	Date Extracted	Date Analyzed	Note
Chromium, Hexavalent, Dissolved	218.6 LL	0.020	U	µg/L	0.020	1	NA	8/18/15 14:07	

Client: Environmental Planning Specialists
Project: PPC
Sample Matrix: Water

Service Request: R1506803
Date Collected: 8/17/15 1743
Date Received: 8/18/15

Sample Name: 15229-MW-4
Lab Code: R1506803-005

Basis: NA

General Chemistry Parameters

Analyte Name	Method	Result	Q	Units	MRL	Dilution Factor	Date Extracted	Date Analyzed	Note
Chromium, Hexavalent, Dissolved	218.6 LL	0.020	U	µg/L	0.020	1	NA	8/18/15 14:19	

Client:	Environmental Planning Specialists	**Service Request:**	R1506803
Project:	PPC	**Date Collected:**	8/17/15 1009
Sample Matrix:	Soil	**Date Received:**	8/18/15
Sample Name:	15229-SB-25-2		
Lab Code:	R1506803-006	**Basis:**	As Received

General Chemistry Parameters

Analyte Name	Method	Result	Q	Units	MRL	Dilution Factor	Date Extracted	Date Analyzed	Note
Total Solids	ALS SOP	82.6		Percent		1	NA	8/24/15 10:38	

Client: Environmental Planning Specialists
Project: PPC
Sample Matrix: Soil

Service Request: R1506803
Date Collected: 8/17/15 1009
Date Received: 8/18/15

Sample Name: 15229-SB-25-2
Lab Code: R1506803-006

Basis: Dry
Percent Solids: 82.6

General Chemistry Parameters

Analyte Name	Method	Result	Q	Units	MRL	Dilution Factor	Date Extracted	Date Analyzed	Note
Chromium, Hexavalent	7199	0.48	U	mg/Kg	0.48	1	8/27/15	8/30/15 14:30	
Chromium, Hexavalent	7199	0.48	U	mg/Kg	0.48	1	8/27/15	8/30/15 14:22	

ALS Group USA, Corp. dba ALS Environmental

Analytical Report

Client:	Environmental Planning Specialists	**Service Request:**	R1506803
Project:	PPC	**Date Collected:**	8/17/15 1101
Sample Matrix:	Soil	**Date Received:**	8/18/15
Sample Name:	15229-SB-23-2		
Lab Code:	R1506803-007	**Basis:**	As Received

General Chemistry Parameters

Analyte Name	Method	Result	Q	Units	MRL	Dilution Factor	Date Extracted	Date Analyzed	Note
Total Solids	ALS SOP	91.3		Percent		1	NA	8/24/15 10:38	

ALS Group USA, Corp. dba ALS Environmental

Analytical Report

Client:	Environmental Planning Specialists	**Service Request:**	R1506803
Project:	PPC	**Date Collected:**	8/17/15 1101
Sample Matrix:	Soil	**Date Received:**	8/18/15
Sample Name:	15229-SB-23-2		
Lab Code:	R1506803-007	**Basis:**	Dry
		Percent Solids:	91.3

General Chemistry Parameters

Analyte Name	Method	Result	Q	Units	MRL	Dilution Factor	Date Extracted	Date Analyzed	Note
Chromium, Hexavalent	7199	0.43	U	mg/Kg	0.43	1	8/27/15	8/30/15 14:46	
Chromium, Hexavalent	7199	0.43	U	mg/Kg	0.43	1	8/27/15	8/30/15 14:37	

Client:	Environmental Planning Specialists	**Service Request:**	R1506803
Project:	PPC	**Date Collected:**	8/17/15 1336
Sample Matrix:	Soil	**Date Received:**	8/18/15
Sample Name:	15229-SB-19-2		
Lab Code:	R1506803-008	**Basis:**	As Received

General Chemistry Parameters

Analyte Name	Method	Result	Q	Units	MRL	Dilution Factor	Date Extracted	Date Analyzed	Note
Total Solids	ALS SOP	83.3		Percent		1	NA	8/24/15 10:38	

ALS Group USA, Corp. dba ALS Environmental

Analytical Report

Client:	Environmental Planning Specialists	**Service Request:**	R1506803
Project:	PPC	**Date Collected:**	8/17/15 1336
Sample Matrix:	Soil	**Date Received:**	8/18/15
Sample Name:	15229-SB-19-2		
Lab Code:	R1506803-008	**Basis:**	Dry
		Percent Solids:	83.3

General Chemistry Parameters

Analyte Name	Method	Result	Q	Units	MRL	Dilution Factor	Date Extracted	Date Analyzed	Note
Chromium, Hexavalent	7199	**1.22**		mg/Kg	0.47	1	8/27/15	8/29/15 11:53	
Chromium, Hexavalent	7199	**1.25**		mg/Kg	0.47	1	8/27/15	8/29/15 11:44	

ALS Group USA, Corp. dba ALS Environmental

Analytical Report

Client:	Environmental Planning Specialists	**Service Request:**	R1506803
Project:	PPC	**Date Collected:**	8/17/15 1302
Sample Matrix:	Soil	**Date Received:**	8/18/15
Sample Name:	15229-SB-24-2		
Lab Code:	R1506803-009	**Basis:**	As Received

General Chemistry Parameters

Analyte Name	Method	Result	Q	Units	MRL	Dilution Factor	Date Extracted	Date Analyzed	Note
Total Solids	ALS SOP	88.4		Percent		1	NA	8/24/15 10:38	

ALS Group USA, Corp. dba ALS Environmental

Analytical Report

Client:	Environmental Planning Specialists	**Service Request:**	R1506803
Project:	PPC	**Date Collected:**	8/17/15 1302
Sample Matrix:	Soil	**Date Received:**	8/18/15
Sample Name:	15229-SB-24-2		
Lab Code:	R1506803-009	**Basis:**	Dry
		Percent Solids:	88.4

General Chemistry Parameters

Analyte Name	Method	Result	Q	Units	MRL	Dilution Factor	Date Extracted	Date Analyzed	Note
Chromium, Hexavalent	7199	0.45	U	mg/Kg	0.45	1	8/27/15	8/29/15 13:31	
Chromium, Hexavalent	7199	0.45	U	mg/Kg	0.45	1	8/27/15	8/29/15 13:23	

ALS Group USA, Corp. dba ALS Environmental

Analytical Report

Client:	Environmental Planning Specialists	**Service Request:**	R1506803
Project:	PPC	**Date Collected:**	8/17/15 1317
Sample Matrix:	Soil	**Date Received:**	8/18/15
Sample Name:	15229-SB-22-2		
Lab Code:	R1506803-010	**Basis:**	As Received

General Chemistry Parameters

Analyte Name	Method	Result	Q	Units	MRL	Dilution Factor	Date Extracted	Date Analyzed	Note
Total Solids	ALS SOP	88.5		Percent		1	NA	8/24/15 10:38	

ALS Group USA, Corp. dba ALS Environmental

Analytical Report

Client:	Environmental Planning Specialists	**Service Request:**	R1506803
Project:	PPC	**Date Collected:**	8/17/15 1317
Sample Matrix:	Soil	**Date Received:**	8/18/15
Sample Name:	15229-SB-22-2		
Lab Code:	R1506803-010	**Basis:**	Dry
		Percent Solids:	88.5

General Chemistry Parameters

Analyte Name	Method	Result	Q	Units	MRL	Dilution Factor	Date Extracted	Date Analyzed	Note
Chromium, Hexavalent	7199	0.44	U	mg/Kg	0.44	1	8/27/15	8/29/15 13:47	
Chromium, Hexavalent	7199	0.44	U	mg/Kg	0.44	1	8/27/15	8/29/15 13:38	

ALS Group USA, Corp. dba ALS Environmental

Analytical Report

Client:	Environmental Planning Specialists	**Service Request:**	R1506803
Project:	PPC	**Date Collected:**	8/17/15 1324
Sample Matrix:	Soil	**Date Received:**	8/18/15
Sample Name:	15229-SB-21-2		
Lab Code:	R1506803-011	**Basis:**	As Received

General Chemistry Parameters

Analyte Name	Method	Result	Q	Units	MRL	Dilution Factor	Date Extracted	Date Analyzed	Note
Total Solids	ALS SOP	87.5		Percent		1	NA	8/24/15 10:38	

ALS Group USA, Corp. dba ALS Environmental

Analytical Report

Client:	Environmental Planning Specialists	**Service Request:**	R1506803
Project:	PPC	**Date Collected:**	8/17/15 1324
Sample Matrix:	Soil	**Date Received:**	8/18/15
Sample Name:	15229-SB-21-2		
Lab Code:	R1506803-011	**Basis:**	Dry
		Percent Solids:	87.5

General Chemistry Parameters

Analyte Name	Method	Result	Q	Units	MRL	Dilution Factor	Date Extracted	Date Analyzed	Note
Chromium, Hexavalent	7199	0.45	U	mg/Kg	0.45	1	8/27/15	8/29/15 14:03	
Chromium, Hexavalent	7199	0.45	U	mg/Kg	0.45	1	8/27/15	8/29/15 13:54	

ALS Group USA, Corp. dba ALS Environmental

Analytical Report

Client:	Environmental Planning Specialists	**Service Request:**	R1506803
Project:	PPC	**Date Collected:**	8/17/15 1526
Sample Matrix:	Soil	**Date Received:**	8/18/15
Sample Name:	15229-SB-18-2		
Lab Code:	R1506803-012	**Basis:**	As Received

General Chemistry Parameters

Analyte Name	Method	Result	Q	Units	MRL	Dilution Factor	Date Extracted	Date Analyzed	Note
Total Solids	ALS SOP	78.0		Percent		1	NA	8/24/15 10:38	

ALS Group USA, Corp. dba ALS Environmental

Analytical Report

Client:	Environmental Planning Specialists	**Service Request:**	R1506803
Project:	PPC	**Date Collected:**	8/17/15 1526
Sample Matrix:	Soil	**Date Received:**	8/18/15
Sample Name:	15229-SB-18-2		
Lab Code:	R1506803-012	**Basis:**	Dry
		Percent Solids:	78.0

General Chemistry Parameters

Analyte Name	Method	Result	Q	Units	MRL	Dilution Factor	Date Extracted	Date Analyzed	Note
Chromium, Hexavalent	7199	**1.13**		mg/Kg	0.50	1	8/27/15	8/29/15 14:35	
Chromium, Hexavalent	7199	**1.13**		mg/Kg	0.50	1	8/27/15	8/29/15 14:27	

ALS Group USA, Corp. dba ALS Environmental

Analytical Report

Client:	Environmental Planning Specialists	**Service Request:**	R1506803
Project:	PPC	**Date Collected:**	8/17/15 1607
Sample Matrix:	Soil	**Date Received:**	8/18/15
Sample Name:	15229-SB-14-2		
Lab Code:	R1506803-013	**Basis:**	As Received

General Chemistry Parameters

Analyte Name	Method	Result	Q	Units	MRL	Dilution Factor	Date Extracted	Date Analyzed	Note
Total Solids	ALS SOP	85.3		Percent		1	NA	8/24/15 10:38	

ALS Group USA, Corp. dba ALS Environmental

Analytical Report

Client:	Environmental Planning Specialists	**Service Request:**	R1506803
Project:	PPC	**Date Collected:**	8/17/15 1607
Sample Matrix:	Soil	**Date Received:**	8/18/15
Sample Name:	15229-SB-14-2		
Lab Code:	R1506803-013	**Basis:**	Dry
		Percent Solids:	85.3

General Chemistry Parameters

Analyte Name	Method	Result	Q	Units	MRL	Dilution Factor	Date Extracted	Date Analyzed	Note
Chromium, Hexavalent	7199	0.47	U	mg/Kg	0.47	1	8/27/15	8/29/15 14:42	
Chromium, Hexavalent	7199	0.47	U	mg/Kg	0.47	1	8/27/15	8/29/15 14:51	

ALS Group USA, Corp. dba ALS Environmental

Analytical Report

Client:	Environmental Planning Specialists	**Service Request:**	R1506803
Project:	PPC	**Date Collected:**	8/17/15 1638
Sample Matrix:	Soil	**Date Received:**	8/18/15
Sample Name:	15229-SB-13-2		
Lab Code:	R1506803-014	**Basis:**	As Received

General Chemistry Parameters

Analyte Name	Method	Result	Q	Units	MRL	Dilution Factor	Date Extracted	Date Analyzed	Note
Total Solids	ALS SOP	83.7		Percent		1	NA	8/24/15 10:38	

ALS Group USA, Corp. dba ALS Environmental

Analytical Report

Client:	Environmental Planning Specialists	**Service Request:**	R1506803
Project:	PPC	**Date Collected:**	8/17/15 1638
Sample Matrix:	Soil	**Date Received:**	8/18/15
Sample Name:	15229-SB-13-2		
Lab Code:	R1506803-014	**Basis:**	Dry
		Percent Solids:	83.7

General Chemistry Parameters

Analyte Name	Method	Result	Q	Units	MRL	Dilution Factor	Date Extracted	Date Analyzed	Note
Chromium, Hexavalent	7199	**0.91**		mg/Kg	0.48	1	8/27/15	8/29/15 14:58	
Chromium, Hexavalent	7199	**0.91**		mg/Kg	0.48	1	8/27/15	8/29/15 15:06	

ALS Group USA, Corp. dba ALS Environmental

Analytical Report

Client:	Environmental Planning Specialists	**Service Request:**	R1506803
Project:	PPC	**Date Collected:**	8/17/15 1753
Sample Matrix:	Soil	**Date Received:**	8/18/15
Sample Name:	15229-SB-20-2		
Lab Code:	R1506803-015	**Basis:**	As Received

General Chemistry Parameters

Analyte Name	Method	Result	Q	Units	MRL	Dilution Factor	Date Extracted	Date Analyzed	Note
Total Solids	ALS SOP	78.9		Percent		1	NA	8/24/15 10:38	

ALS Group USA, Corp. dba ALS Environmental

Analytical Report

Client:	Environmental Planning Specialists	**Service Request:**	R1506803
Project:	PPC	**Date Collected:**	8/17/15 1753
Sample Matrix:	Soil	**Date Received:**	8/18/15
Sample Name:	15229-SB-20-2		
Lab Code:	R1506803-015	**Basis:**	Dry
		Percent Solids:	78.9

General Chemistry Parameters

Analyte Name	Method	Result	Q	Units	MRL	Dilution Factor	Date Extracted	Date Analyzed	Note
Chromium, Hexavalent	7199	**0.69**		mg/Kg	0.50	1	8/27/15	8/29/15 15:13	
Chromium, Hexavalent	7199	**0.70**		mg/Kg	0.50	1	8/27/15	8/29/15 15:22	

ALS Group USA, Corp. dba ALS Environmental

Analytical Report

Client:	Environmental Planning Specialists	**Service Request:**	R1506803
Project:	PPC	**Date Collected:**	8/18/15 1414
Sample Matrix:	Soil	**Date Received:**	8/19/15
Sample Name:	15230-SB-15-2		
Lab Code:	R1506803-016	**Basis:**	As Received

General Chemistry Parameters

Analyte Name	Method	Result	Q	Units	MRL	Dilution Factor	Date Extracted	Date Analyzed	Note
Total Solids	ALS SOP	87.5		Percent		1	NA	8/24/15 10:38	

ALS Group USA, Corp. dba ALS Environmental

Analytical Report

Client:	Environmental Planning Specialists	**Service Request:**	R1506803
Project:	PPC	**Date Collected:**	8/18/15 1414
Sample Matrix:	Soil	**Date Received:**	8/19/15
Sample Name:	15230-SB-15-2		
Lab Code:	R1506803-016	**Basis:**	Dry
		Percent Solids:	87.5

General Chemistry Parameters

Analyte Name	Method	Result	Q	Units	MRL	Dilution Factor	Date Extracted	Date Analyzed	Note
Chromium, Hexavalent	7199	**0.63**		mg/Kg	0.45	1	8/27/15	8/29/15 15:29	
Chromium, Hexavalent	7199	**0.62**		mg/Kg	0.45	1	8/27/15	8/29/15 15:37	

ALS Group USA, Corp. dba ALS Environmental

Analytical Report

Client:	Environmental Planning Specialists	**Service Request:**	R1506803
Project:	PPC	**Date Collected:**	8/18/15 1431
Sample Matrix:	Soil	**Date Received:**	8/19/15
Sample Name:	15230-SB-16-2		
Lab Code:	R1506803-017	**Basis:**	As Received

General Chemistry Parameters

Analyte Name	Method	Result	Q	Units	MRL	Dilution Factor	Date Extracted	Date Analyzed	Note
Total Solids	ALS SOP	81.7		Percent		1	NA	8/24/15 10:38	

ALS Group USA, Corp. dba ALS Environmental

Analytical Report

Client:	Environmental Planning Specialists	**Service Request:**	R1506803
Project:	PPC	**Date Collected:**	8/18/15 1431
Sample Matrix:	Soil	**Date Received:**	8/19/15
Sample Name:	15230-SB-16-2		
Lab Code:	R1506803-017	**Basis:**	Dry
		Percent Solids:	81.7

General Chemistry Parameters

Analyte Name	Method	Result	Q	Units	MRL	Dilution Factor	Date Extracted	Date Analyzed	Note
Chromium, Hexavalent	7199	**0.60**		mg/Kg	0.49	1	8/27/15	8/29/15 16:03	
Chromium, Hexavalent	7199	**0.61**		mg/Kg	0.49	1	8/27/15	8/29/15 16:11	

Client:	Environmental Planning Specialists	**Service Request:**	R1506803
Project:	PPC	**Date Collected:**	8/18/15 1446
Sample Matrix:	Soil	**Date Received:**	8/19/15
Sample Name:	15230-SB-17-2		
Lab Code:	R1506803-018	**Basis:**	As Received

General Chemistry Parameters

Analyte Name	Method	Result	Q	Units	MRL	Dilution Factor	Date Extracted	Date Analyzed	Note
Total Solids	ALS SOP	77.5		Percent		1	NA	8/24/15 10:38	

ALS Group USA, Corp. dba ALS Environmental

Analytical Report

Client:	Environmental Planning Specialists	**Service Request:**	R1506803
Project:	PPC	**Date Collected:**	8/18/15 1446
Sample Matrix:	Soil	**Date Received:**	8/19/15
Sample Name:	15230-SB-17-2		
Lab Code:	R1506803-018	**Basis:**	Dry
		Percent Solids:	77.5

General Chemistry Parameters

Analyte Name	Method	Result	Q	Units	MRL	Dilution Factor	Date Extracted	Date Analyzed	Note
Chromium, Hexavalent	7199	**0.58**		mg/Kg	0.51	1	8/27/15	8/29/15 16:27	
Chromium, Hexavalent	7199	**0.59**		mg/Kg	0.51	1	8/27/15	8/29/15 16:18	

ALS Group USA, Corp. dba ALS Environmental

Analytical Report

Client:	Environmental Planning Specialists	**Service Request:**	R1506803
Project:	PPC	**Date Collected:**	8/18/15 1108
Sample Matrix:	Water	**Date Received:**	8/19/15
Sample Name:	15230-MW-5		
Lab Code:	R1506803-019	**Basis:**	NA

General Chemistry Parameters

Analyte Name	Method	Result	Q	Units	MRL	Dilution Factor	Date Extracted	Date Analyzed	Note
Chromium, Hexavalent, Dissolved	218.6 LL	**0.038**		µg/L	0.020	1	NA	8/31/15 13:34	

ALS Group USA, Corp. dba ALS Environmental

Analytical Report

Client:	Environmental Planning Specialists	**Service Request:**	R1506803
Project:	PPC	**Date Collected:**	8/18/15 1448
Sample Matrix:	Water	**Date Received:**	8/19/15
Sample Name:	15230-MW-12		
Lab Code:	R1506803-020	**Basis:**	NA

General Chemistry Parameters

Analyte Name	Method	Result	Q	Units	MRL	Dilution Factor	Date Extracted	Date Analyzed	Note
Chromium, Hexavalent, Dissolved	218.6 LL	**0.049**		µg/L	0.020	1	NA	8/31/15 11:34	

ALS Group USA, Corp. dba ALS Environmental

Analytical Report

Client:	Environmental Planning Specialists	**Service Request:**	R1506803
Project:	PPC	**Date Collected:**	8/18/15 1653
Sample Matrix:	Water	**Date Received:**	8/19/15
Sample Name:	15230-MW-13		
Lab Code:	R1506803-021	**Basis:**	NA

General Chemistry Parameters

Analyte Name	Method	Result	Q	Units	MRL	Dilution Factor	Date Extracted	Date Analyzed	Note
Chromium, Hexavalent, Dissolved	218.6 LL	**0.043**		µg/L	0.020	1	NA	8/31/15 11:46	

Client: Environmental Planning Specialists
Project: PPC
Sample Matrix: Water

Service Request: R1506803
Date Collected: 8/19/15 1158
Date Received: 8/20/15

Sample Name: 15231-MW-8
Lab Code: R1506803-022

Basis: NA

General Chemistry Parameters

Analyte Name	Method	Result	Q	Units	MRL	Dilution Factor	Date Extracted	Date Analyzed	Note
Chromium, Hexavalent, Dissolved	218.6 LL	0.020	U	µg/L	0.020	1	NA	8/31/15 11:58	

ALS Group USA, Corp. dba ALS Environmental

Analytical Report

Client:	Environmental Planning Specialists	**Service Request:**	R1506803
Project:	PPC	**Date Collected:**	8/19/15 1210
Sample Matrix:	Water	**Date Received:**	8/20/15
Sample Name:	15231-MW-9		
Lab Code:	R1506803-023	**Basis:**	NA

General Chemistry Parameters

Analyte Name	Method	Result	Q	Units	MRL	Dilution Factor	Date Extracted	Date Analyzed	Note
Chromium, Hexavalent, Dissolved	218.6 LL	0.020	U	µg/L	0.020	1	NA	8/31/15 12:10	

ALS Group USA, Corp. dba ALS Environmental

Analytical Report

Client:	Environmental Planning Specialists	**Service Request:**	R1506803
Project:	PPC	**Date Collected:**	8/19/15 1433
Sample Matrix:	Water	**Date Received:**	8/20/15
Sample Name:	15231-MW-7		
Lab Code:	R1506803-024	**Basis:**	NA

General Chemistry Parameters

Analyte Name	Method	Result	Q	Units	MRL	Dilution Factor	Date Extracted	Date Analyzed	Note
Chromium, Hexavalent, Dissolved	218.6 LL	0.020	U	µg/L	0.020	1	NA	8/31/15 12:22	

ALS Group USA, Corp. dba ALS Environmental

Analytical Report

Client:	Environmental Planning Specialists	**Service Request:**	R1506803
Project:	PPC	**Date Collected:**	8/19/15 1518
Sample Matrix:	Water	**Date Received:**	8/20/15
Sample Name:	15231-MW-11		
Lab Code:	R1506803-025	**Basis:**	NA

General Chemistry Parameters

Analyte Name	Method	Result	Q	Units	MRL	Dilution Factor	Date Extracted	Date Analyzed	Note
Chromium, Hexavalent, Dissolved	218.6 LL	**0.058**		µg/L	0.020	1	NA	8/31/15 12:34	

ALS Group USA, Corp. dba ALS Environmental

Analytical Report

Client:	Environmental Planning Specialists	**Service Request:**	R1506803
Project:	PPC	**Date Collected:**	8/19/15 1623
Sample Matrix:	Water	**Date Received:**	8/20/15
Sample Name:	15231-MW-10		
Lab Code:	R1506803-026	**Basis:**	NA

General Chemistry Parameters

Analyte Name	Method	Result	Q	Units	MRL	Dilution Factor	Date Extracted	Date Analyzed	Note
Chromium, Hexavalent, Dissolved	218.6 LL	**0.068**		µg/L	0.020	1	NA	8/31/15 12:46	

ALS Group USA, Corp. dba ALS Environmental

Analytical Report

Client:	Environmental Planning Specialists	**Service Request:**	R1506803
Project:	PPC	**Date Collected:**	8/19/15 1200
Sample Matrix:	Water	**Date Received:**	8/20/15
Sample Name:	15231-DUP		
Lab Code:	R1506803-027	**Basis:**	NA

General Chemistry Parameters

Analyte Name	Method	Result	Q	Units	MRL	Dilution Factor	Date Extracted	Date Analyzed	Note
Chromium, Hexavalent, Dissolved	218.6 LL	**0.066**		µg/L	0.020	1	NA	8/31/15 12:58	

ALS Group USA, Corp. dba ALS Environmental

Analytical Report

Client:	Environmental Planning Specialists	**Service Request:**	R1506803
Project:	PPC	**Date Collected:**	8/19/15 0938
Sample Matrix:	Soil	**Date Received:**	8/20/15
Sample Name:	15231-SD-5		
Lab Code:	R1506803-028	**Basis:**	As Received

General Chemistry Parameters

Analyte Name	Method	Result	Q	Units	MRL	Dilution Factor	Date Extracted	Date Analyzed	Note
Total Solids	ALS SOP	33.6		Percent		1	NA	8/24/15 10:38	

ALS Group USA, Corp. dba ALS Environmental

Analytical Report

Client:	Environmental Planning Specialists	**Service Request:**	R1506803
Project:	PPC	**Date Collected:**	8/19/15 0938
Sample Matrix:	Soil	**Date Received:**	8/20/15
Sample Name:	15231-SD-5		
Lab Code:	R1506803-028	**Basis:**	Dry
		Percent Solids:	33.6

General Chemistry Parameters

Analyte Name	Method	Result	Q	Units	MRL	Dilution Factor	Date Extracted	Date Analyzed	Note
Chromium, Hexavalent	7199	**10.7**		mg/Kg	1.1	1	8/27/15	8/29/15 16:34	
Chromium, Hexavalent	7199	**10.7**		mg/Kg	1.1	1	8/27/15	8/29/15 16:43	

ALS Group USA, Corp. dba ALS Environmental

Analytical Report

Client:	Environmental Planning Specialists	**Service Request:**	R1506803
Project:	PPC	**Date Collected:**	8/19/15 0927
Sample Matrix:	Soil	**Date Received:**	8/20/15
Sample Name:	15231-SD-6		
Lab Code:	R1506803-029	**Basis:**	As Received

General Chemistry Parameters

Analyte Name	Method	Result	Q	Units	MRL	Dilution Factor	Date Extracted	Date Analyzed	Note
Total Solids	ALS SOP	37.2		Percent		1	NA	8/24/15 10:38	

ALS Group USA, Corp. dba ALS Environmental

Analytical Report

Client:	Environmental Planning Specialists	**Service Request:**	R1506803
Project:	PPC	**Date Collected:**	8/19/15 0927
Sample Matrix:	Soil	**Date Received:**	8/20/15
Sample Name:	15231-SD-6		
Lab Code:	R1506803-029	**Basis:**	Dry
		Percent Solids:	37.2

General Chemistry Parameters

Analyte Name	Method	Result	Q	Units	MRL	Dilution Factor	Date Extracted	Date Analyzed	Note
Chromium, Hexavalent	7199	**7.1**		mg/Kg	1.1	1	8/27/15	8/29/15 16:50	
Chromium, Hexavalent	7199	**7.2**		mg/Kg	1.1	1	8/27/15	8/29/15 16:58	

ALS Group USA, Corp. dba ALS Environmental

Analytical Report

Client:	Environmental Planning Specialists	**Service Request:**	R1506803
Project:	PPC	**Date Collected:**	8/19/15 0857
Sample Matrix:	Soil	**Date Received:**	8/20/15
Sample Name:	15231-SD-7		
Lab Code:	R1506803-030	**Basis:**	As Received

General Chemistry Parameters

Analyte Name	Method	Result	Q	Units	MRL	Dilution Factor	Date Extracted	Date Analyzed	Note
Total Solids	ALS SOP	39.2		Percent		1	NA	8/24/15 10:38	

ALS Group USA, Corp. dba ALS Environmental

Analytical Report

Client:	Environmental Planning Specialists	**Service Request:**	R1506803
Project:	PPC	**Date Collected:**	8/19/15 0857
Sample Matrix:	Soil	**Date Received:**	8/20/15
Sample Name:	15231-SD-7		
Lab Code:	R1506803-030	**Basis:**	Dry
		Percent Solids:	39.2

General Chemistry Parameters

Analyte Name	Method	Result	Q	Units	MRL	Dilution Factor	Date Extracted	Date Analyzed	Note
Chromium, Hexavalent	7199	0.98	U	mg/Kg	0.98	1	8/27/15	8/29/15 17:05	
Chromium, Hexavalent	7199	0.98	U	mg/Kg	0.98	1	8/27/15	8/29/15 17:14	

ALS Group USA, Corp. dba ALS Environmental

Analytical Report

Client:	Environmental Planning Specialists	**Service Request:**	R1506803
Project:	PPC	**Date Collected:**	8/19/15 0841
Sample Matrix:	Soil	**Date Received:**	8/20/15
Sample Name:	15231-SD-8		
Lab Code:	R1506803-031	**Basis:**	As Received

General Chemistry Parameters

Analyte Name	Method	Result	Q	Units	MRL	Dilution Factor	Date Extracted	Date Analyzed	Note
Total Solids	ALS SOP	68.7		Percent		1	NA	8/24/15 10:38	

ALS Group USA, Corp. dba ALS Environmental

Analytical Report

Client:	Environmental Planning Specialists	**Service Request:**	R1506803
Project:	PPC	**Date Collected:**	8/19/15 0841
Sample Matrix:	Soil	**Date Received:**	8/20/15
Sample Name:	15231-SD-8		
Lab Code:	R1506803-031	**Basis:**	Dry
		Percent Solids:	68.7

General Chemistry Parameters

Analyte Name	Method	Result	Q	Units	MRL	Dilution Factor	Date Extracted	Date Analyzed	Note
Chromium, Hexavalent	7199	0.58	U	mg/Kg	0.58	1	8/27/15	8/29/15 17:38	
Chromium, Hexavalent	7199	0.58	U	mg/Kg	0.58	1	8/27/15	8/29/15 17:46	

ALS Group USA, Corp. dba ALS Environmental

Analytical Report

Client:	Environmental Planning Specialists	**Service Request:**	R1506803
Project:	PPC	**Date Collected:**	8/19/15 0832
Sample Matrix:	Soil	**Date Received:**	8/20/15
Sample Name:	15231-SD-9		
Lab Code:	R1506803-032	**Basis:**	As Received

General Chemistry Parameters

Analyte Name	Method	Result	Q	Units	MRL	Dilution Factor	Date Extracted	Date Analyzed	Note
Total Solids	ALS SOP	40.3		Percent		1	NA	8/24/15 10:38	

ALS Group USA, Corp. dba ALS Environmental

Analytical Report

Client:	Environmental Planning Specialists	**Service Request:**	R1506803
Project:	PPC	**Date Collected:**	8/19/15 0832
Sample Matrix:	Soil	**Date Received:**	8/20/15
Sample Name:	15231-SD-9		
Lab Code:	R1506803-032	**Basis:**	Dry
		Percent Solids:	40.3

General Chemistry Parameters

Analyte Name	Method	Result	Q	Units	MRL	Dilution Factor	Date Extracted	Date Analyzed	Note
Chromium, Hexavalent	7199	0.96	U	mg/Kg	0.96	1	8/27/15	8/29/15 17:53	
Chromium, Hexavalent	7199	0.96	U	mg/Kg	0.96	1	8/27/15	8/29/15 18:02	

ALS Group USA, Corp. dba ALS Environmental

Analytical Report

Client:	Environmental Planning Specialists	**Service Request:**	R1506803
Project:	PPC	**Date Collected:**	NA
Sample Matrix:	Water	**Date Received:**	NA
Sample Name:	Method Blank		
Lab Code:	R1506803-MB1	**Basis:**	NA

General Chemistry Parameters

Analyte Name	Method	Result	Q	Units	MRL	Dilution Factor	Date Extracted	Date Analyzed	Note
Chromium, Hexavalent, Dissolved	218.6 LL	0.020	U	µg/L	0.020	1	NA	8/18/15 11:38	

ALS Group USA, Corp. dba ALS Environmental

Analytical Report

Client:	Environmental Planning Specialists	**Service Request:**	R1506803
Project:	PPC	**Date Collected:**	NA
Sample Matrix:	Water	**Date Received:**	NA
Sample Name:	Method Blank		
Lab Code:	R1506803-MB2	**Basis:**	NA

General Chemistry Parameters

Analyte Name	Method	Result	Q	Units	MRL	Dilution Factor	Date Extracted	Date Analyzed	Note
Chromium, Hexavalent, Dissolved	218.6 LL	0.020	U	µg/L	0.020	1	NA	8/31/15 10:46	

ALS Group USA, Corp. dba ALS Environmental

Analytical Report

Client:	Environmental Planning Specialists	**Service Request:**	R1506803
Project:	PPC	**Date Collected:**	NA
Sample Matrix:	Soil	**Date Received:**	NA
Sample Name:	Method Blank		
Lab Code:	R1506803-MB3	**Basis:**	Dry

General Chemistry Parameters

Analyte Name	Method	Result	Q	Units	MRL	Dilution Factor	Date Extracted	Date Analyzed	Note
Chromium, Hexavalent	7199	0.40	U	mg/Kg	0.40	1	8/27/15	8/29/15 11:22	
Chromium, Hexavalent	7199	0.40	U	mg/Kg	0.40	1	8/27/15	8/29/15 11:13	

ALS Group USA, Corp. dba ALS Environmental

QA/QC Report

Client: Environmental Planning Specialists
Project: PPC
Sample Matrix: Soil

Service Request: R1506803
Date Analyzed: 8/29/15

Lab Control Sample Summary
General Chemistry Parameters

Units: mg/Kg
Basis: Dry

Analyte Name	Method	Lab Control Sample R1506803-LCS1 Result	Spike Amount	% Rec	% Rec Limits
Chromium, Hexavalent	7199	669	656	102	80 - 120
Chromium, Hexavalent	7199	665	656	101	80 - 120

Results flagged with an asterisk (*) indicate values outside control criteria.

Percent recoveries and relative percent differences (RPD) are determined by the software using values in the calculation which have not been rounded.

ALS Group USA, Corp. dba ALS Environmental

QA/QC Report

Client: Environmental Planning Specialists
Project: PPC
Sample Matrix: Water

Service Request: R1506803
Date Analyzed: 8/18/15

Lab Control Sample Summary
General Chemistry Parameters

Units: µg/L
Basis: NA

Analyte Name	Method	Lab Control Sample R1506803-LCS2 Result	Spike Amount	% Rec	% Rec Limits
Chromium, Hexavalent, Dissolved	218.6 LL	0.198	0.200	99	90 - 110

Results flagged with an asterisk (*) indicate values outside control criteria.

Percent recoveries and relative percent differences (RPD) are determined by the software using values in the calculation which have not been rounded.

ALS Group USA, Corp. dba ALS Environmental

QA/QC Report

Client: Environmental Planning Specialists
Project: PPC
Sample Matrix: Water

Service Request: R1506803
Date Analyzed: 8/31/15

Lab Control Sample Summary
General Chemistry Parameters

Units: µg/L
Basis: NA

Analyte Name	Method	Lab Control Sample R1506803-LCS3 Result	Spike Amount	% Rec	% Rec Limits
Chromium, Hexavalent, Dissolved	218.6 LL	0.203	0.200	101	90 - 110

Results flagged with an asterisk (*) indicate values outside control criteria.

Percent recoveries and relative percent differences (RPD) are determined by the software using values in the calculation which have not been rounded.

Client: Environmental Planning Specialists **Service Request:** R1506803
Project: PPC

Continuing Calibration Verification (CCV) Summary
Chromium, Hexavalent

Analytical Method: 7199 **Units:** mg/L

	Analysis Lot	Lab Code	Date Analyzed	True Value	Measured Value	Percent Recovery	Acceptance Limits
CCV1	460058	RQ1510029-11	8/29/15 10:57	0.500	0.503	101	90 - 110
CCV2	460058	RQ1510029-11	8/29/15 10:57	0.500	0.503	101	90 - 110
CCV3	460058	RQ1510029-05	8/29/15 12:31	0.500	0.512	102	90 - 110
CCV4	460058	RQ1510029-05	8/29/15 12:31	0.500	0.512	102	90 - 110
CCV5	460058	RQ1510029-04	8/29/15 14:10	0.500	0.519	104	90 - 110
CCV6	460058	RQ1510029-04	8/29/15 14:10	0.500	0.519	104	90 - 110
CCV7	460058	RQ1510029-03	8/29/15 15:45	0.500	0.522	104	90 - 110
CCV8	460058	RQ1510029-03	8/29/15 15:45	0.500	0.522	104	90 - 110
CCV9	460058	RQ1510029-02	8/29/15 17:21	0.500	0.516	103	90 - 110
CCV10	460058	RQ1510029-02	8/29/15 17:21	0.500	0.516	103	90 - 110
CCV11	460058	RQ1510029-01	8/29/15 18:56	0.500	0.517	103	90 - 110
CCV12	460058	RQ1510029-01	8/29/15 18:56	0.500	0.517	103	90 - 110
CCV13	460058	RQ1510029-14	8/30/15 14:05	0.500	0.509	102	90 - 110
CCV14	460058	RQ1510029-14	8/30/15 14:05	0.500	0.509	102	90 - 110
CCV15	460058	RQ1510029-13	8/30/15 14:53	0.500	0.516	103	90 - 110
CCV16	460058	RQ1510029-13	8/30/15 14:53	0.500	0.516	103	90 - 110

Client: Environmental Planning Specialists **Service Request:** R1506803
Project: PPC

Continuing Calibration Blank (CCB) Summary
Chromium, Hexavalent

Analytical Method: 7199 **Units:** mg/Kg

	Analysis Lot	Lab Code	Date Analyzed	MRL	Result	Q
CCB1	460058	RQ1510029-12	8/29/15 11:05	0.40	0.40	U
CCB2	460058	RQ1510029-12	8/29/15 11:05	0.40	0.40	U
CCB3	460058	RQ1510029-10	8/29/15 12:40	0.40	0.40	U
CCB4	460058	RQ1510029-10	8/29/15 12:40	0.40	0.40	U
CCB5	460058	RQ1510029-09	8/29/15 14:18	0.40	0.40	U
CCB6	460058	RQ1510029-09	8/29/15 14:18	0.40	0.40	U
CCB7	460058	RQ1510029-08	8/29/15 15:54	0.40	0.40	U
CCB8	460058	RQ1510029-08	8/29/15 15:54	0.40	0.40	U
CCB9	460058	RQ1510029-07	8/29/15 17:30	0.40	0.40	U
CCB10	460058	RQ1510029-07	8/29/15 17:30	0.40	0.40	U
CCB11	460058	RQ1510029-06	8/29/15 19:05	0.40	0.40	U
CCB12	460058	RQ1510029-06	8/29/15 19:05	0.40	0.40	U
CCB13	460058	RQ1510029-16	8/30/15 14:13	0.40	0.40	U
CCB14	460058	RQ1510029-16	8/30/15 14:13	0.40	0.40	U
CCB15	460058	RQ1510029-15	8/30/15 15:02	0.40	0.40	U
CCB16	460058	RQ1510029-15	8/30/15 15:02	0.40	0.40	U

Client: Environmental Planning Specialists **Service Request:** R1506803
Project: PPC

Continuing Calibration Verification (CCV) Summary
Chromium, Hexavalent, Dissolved

Analytical Method: 218.6 LL **Units:** µg/L

	Analysis Lot	Lab Code	Date Analyzed	True Value	Measured Value	Percent Recovery	Acceptance Limits
CCV1	458307	RQ1509479-03	8/18/15 11:26	0.500	0.501	100	95 - 105
CCV2	458307	RQ1509479-02	8/18/15 12:50	0.500	0.491	98	95 - 105
CCV3	458307	RQ1509479-01	8/18/15 14:31	0.500	0.490	98	95 - 105
CCV4	460224	RQ1510102-01	8/31/15 10:32	0.500	0.479	96	95 - 105
CCV5	460224	RQ1510102-02	8/31/15 13:10	0.500	0.493	99	95 - 105
CCV6	460224	RQ1510102-03	8/31/15 15:33	0.500	0.502	100	95 - 105

Client: Environmental Planning Specialists **Service Request:** R1506803
Project: PPC

Continuing Calibration Blank (CCB) Summary
Chromium, Hexavalent, Dissolved

Analytical Method: 218.6 LL **Units:** µg/L

	Analysis Lot	Lab Code	Date Analyzed	MRL	Result	Q
CCB1	458307	RQ1509479-06	8/18/15 11:38	0.020	0.020	U
CCB2	458307	RQ1509479-05	8/18/15 13:02	0.020	0.020	U
CCB3	458307	RQ1509479-04	8/18/15 14:43	0.020	0.020	U
CCB4	460224	RQ1510102-04	8/31/15 10:46	0.020	0.020	U
CCB5	460224	RQ1510102-05	8/31/15 13:22	0.020	0.020	U
CCB6	460224	RQ1510102-06	8/31/15 15:45	0.020	0.020	U

Analytical Results Summary

Instrument Name: R-IC-08 **Analyst:** CWOODS **Analysis Lot:** 458307 **Method/Testcode:** 218.6 LL/Cr6 D LL

Lab Code	Target Analytes	QC	Parent Sample	Matrix	Raw Result	Sample Amt.	Final Result	Dil	MDL	PQL	% Rec	% RSD	Date Analyzed	QC?	Tier
RQ1509479-03	Chromium, Hexavalent, Dissolved	CCV		Water	0.50 µg/L	10 mL	0.501 µg/L	1					8/18/15 11:26:00	N	II
RQ1509479-06	Chromium, Hexavalent, Dissolved	CCB		Water	0.00 µg/L	10 mL	0.020 µg/L U	1	0.010	0.020			8/18/15 11:38:00	N	II
RQ1509479-07	Chromium, Hexavalent, Dissolved	MB		Water	0.00 µg/L	10 mL	0.020 µg/L U	1	0.010	0.020			8/18/15 11:38:00	N	II
RQ1509479-08	Chromium, Hexavalent, Dissolved	LCS		Water	0.20 µg/L	10 mL	0.198 µg/L	1	0.010	0.020	99		8/18/15 11:50:00	N	II
RQ1509479-02	Chromium, Hexavalent, Dissolved	CCV		Water	0.49 µg/L	10 mL	0.491 µg/L	1					8/18/15 12:50:00	N	II
RQ1509479-05	Chromium, Hexavalent, Dissolved	CCB		Water	0.00 µg/L	10 mL	0.020 µg/L U	1	0.010	0.020			8/18/15 13:02:00	N	II
R1506803-001	Chromium, Hexavalent, Dissolved	N/A		Water	0.00 µg/L	10 mL	0.020 µg/L U	1	0.010	0.020			8/18/15 13:31:00	N	IV
R1506803-002	Chromium, Hexavalent, Dissolved	N/A		Water	0.00 µg/L	10 mL	0.020 µg/L U	1	0.010	0.020			8/18/15 13:43:00	N	IV
R1506803-003	Chromium, Hexavalent, Dissolved	N/A		Water	0.00 µg/L	10 mL	0.020 µg/L U	1	0.010	0.020			8/18/15 13:55:00	N	IV
R1506803-004	Chromium, Hexavalent, Dissolved	N/A		Water	0.00 µg/L	10 mL	0.020 µg/L U	1	0.010	0.020			8/18/15 14:07:00	N	IV
R1506803-005	Chromium, Hexavalent, Dissolved	N/A		Water	0.00 µg/L	10 mL	0.020 µg/L U	1	0.010	0.020			8/18/15 14:19:00	N	IV
RQ1509479-01	Chromium, Hexavalent, Dissolved	CCV		Water	0.49 µg/L	10 mL	0.490 µg/L	1					8/18/15 14:31:00	N	II
RQ1509479-04	Chromium, Hexavalent, Dissolved	CCB		Water	0.00 µg/L	10 mL	0.020 µg/L U	1	0.010	0.020			8/18/15 14:43:00	N	II

1809

# indicates Final Result is not yet adjusted for Solids because it has not yet been determined.

IC8 218.6LL Analyst: GWoods Pipets: Up, Down 8/18/15

Injection Number	Injection Name	Type	Level	Processing Method	Inject Time	Dilution	Comment
1	STANDARD 1	Calibration Standard	01	8-080715LL	07/08/15 11:20	1.0	218.6 LL
2	STANDARD 2	Calibration Standard	02	8-080715LL	07/08/15 11:30	1.0	218.6 LL
3	STANDARD 3	Calibration Standard	03	8-080715LL	07/08/15 11:40	1.0	218.6 LL
4	STANDARD 4	Calibration Standard	04	8-080715LL	07/08/15 11:52	1.0	218.6 LL
5	STANDARD 5	Calibration Standard	05	8-080715LL	07/08/15 12:04	1.0	218.6 LL
6	STANDARD 6	Calibration Standard	06	8-080715LL	07/08/15 12:16	1.0	218.6 LL
7	STANDARD 7	Calibration Standard	07	8-080715LL	07/08/15 12:28	1.0	218.6 LL
8	STANDARD 1 REPEAT	Calibration Standard	01	8-080715LL	07/08/15 12:41	1.0	218.6 LL
9	STANDARD 2 REPEAT	Calibration Standard	02	8-080715LL	07/08/15 12:53	1.0	218.6 LL
10	CCV	Unknown		8-080715LL	18/08/15 11:26	1.0	218.6 LL
11	CCB	Unknown		8-080715LL	18/08/15 11:38	1.0	218.6 LL
12	LCS	Unknown		8-080715LL	18/08/15 11:50	1.0	218.6 LL
13	R1506597-001	Unknown		8-080715LL	18/08/15 12:04	5.0	218.6 LL
14	R1506597-001 MS	Unknown		8-080715LL	18/08/15 12:20	5.0	218.6 LL
15	R1506597-001 MSD	Unknown		8-080715LL	18/08/15 12:31	5.0	218.6 LL
16	CCV	Unknown		8-080715LL	18/08/15 12:50	1.0	218.6 LL
17	CCB	Unknown		8-080715LL	18/08/15 13:02	1.0	218.6 LL
18	R1506803-001	Unknown		8-080715LL	18/08/15 13:31	1.0	218.6 LL
19	R1506803-002	Unknown		8-080715LL	18/08/15 13:43	1.0	218.6 LL
20	R1506803-003	Unknown		8-080715LL	18/08/15 13:55	1.0	218.6 LL
21	R1506803-004	Unknown		8-080715LL	18/08/15 14:07	1.0	218.6 LL
22	R1506803-005	Unknown		8-080715LL	18/08/15 14:19	1.0	218.6 LL
23	CCV	Unknown		8-080715LL	18/08/15 14:31	1.0	218.6 LL
24	CCB	Unknown		8-080715LL	18/08/15 14:43	1.0	218.6 LL

R1506803
1 copy

Reviewed & Approved
By: CK
Date: 8/25/15

23000

Date/Time Received	Sample ID	Analysis	Matrix	Date/Time Sampled	Sample Filtered	Filter Lot ID	Chlorine Residual (mg/L) 218.7 only	pH at Receipt	pH Adjustment	Analyst/ Date/ Time pH Adjustment	Solution Used For PH Adjust	Solution Lot ID
6-12-15 09:05	D11710	7199 218.6 RL (218.6 LL) 218.7	(Water) Drinking Water	6-11-15 10:40	Yes (No) Field				9.489	KE 6-12-15 10:24	Buffer	~~Buffer~~
											10%H2SO4	
											10%NH4OH	
											NH4OH(conc)	
	D11716	7199 218.6 RL (218.6 LL) 218.7	(Water) Drinking Water	6-11-15 14:10	Yes (No) Field				9.396	KE 6-12-15 10:27	Buffer	
											10%H2SO4	
											10%NH4OH	
											NH4OH(conc)	
	D11715	7199 218.6 RL (218.6 LL) 218.7	(Water) Drinking Water	6-11-15 15:00	Yes (No) Field				9.377	KE 6-12-15 10:29	Buffer	
											10%H2SO4	
											10%NH4OH	
											NH4OH(conc)	
	D11711	7199 218.6 RL (218.6 LL) 218.7	(Water) Drinking Water	6-11-15 09:25	Yes (No) Field				9.480	KE 6-12-15 10:32	Buffer	
											10%H2SO4	
											10%NH4OH	
											NH4OH(conc)	
8/18/15 0805	15229-MW-1 6803-003	7199 218.6 RL (218.6 LL) 218.7	~~Water~~ Drinking Water	8/17/15 1528	Yes No ~~Field~~	—	—	9.539	—	8/18/15 0854 JFS	~~Buffer~~	806'35 4/16
											10%H2SO4	
											10%NH4OH	
											NH4OH(conc)	
8/18/15 0805	15229-MW-2 6803-002	7199 218.6 RL ~~(218.6 LL)~~ 218.7	~~Water~~ Drinking Water	8/17/15 1500	Yes No ~~Field~~	—	—	9.461	—	8/18/15 0856 JFS	~~Buffer~~	806'35 4/16
											10%H2SO4	
											10%NH4OH	
											NH4OH(conc)	
8/18/15 0805	15229-MW-3 6803-004	7199 218.6 RL ~~(218.6 LL)~~ 218.7	~~Water~~ Drinking Water	8/17/15 1713	Yes No ~~Field~~	—	—	9.409	—	8/18/15 0858 JFS	~~Buffer~~	806'35 4/16
											10%H2SO4	
											10%NH4OH	
											NH4OH(conc)	
8/18/15 0805	15229-MW-4 6803-005	7199 218.6 RL ~~(218.6 LL)~~ 218.7	~~Water~~ Drinking Water	8/17/15 1743	Yes No ~~Field~~	—	—	9.384	—	8/18/15 0900 JFS	~~Buffer~~	806'35 4/16
											10%H2SO4	
											10%NH4OH	
											NH4OH(conc)	

	Drinking water 218.7	Drinking water 218.6	Non-Pot Water 218.6	Water 7199
Filter	No	Required	Required	Optional
pH	>8.0	9.0-9.5	9.3-9.7	unpreserved - adjust to 9.0-9.5
Res Chlorine	<0.1 mg/L	NA	NA	NA
Holding Time	14 days	5 days	28 days	24 hours

Date/Time Received	Sample ID	Analysis	Matrix	Date/Time Sampled	Sample Filtered	Filter Lot ID	Chlorine Residual (mg/L) 218.7 only	pH at Receipt	pH Adjustment	Analyst/ Date/ Time pH Adjustment	Solution Used For PH Adjust	Solution Lot ID
8/18/15 0805	15229-MW 6 6803-001	7199 218.6 RL 218.6 LL 218.7	~~Water~~ Drinking Water	8/17/15 1055	Yes No ~~Field~~	—	—	9.57	—	8/18/15 JFS 0903	~~Buffer~~ 10%H2SO4 10%NH4OH NH4OH(conc)	8/16 3.5 4/16
		7199 218.6 RL 218.6 LL 218.7	Water Drinking Water		Yes No Field						Buffer 10%H2SO4 10%NH4OH ~~NH4OH~~(conc)	
		7199 218.6 RL 218.6 LL 218.7	Water Drinking Water		Yes No Field						Buffer 10%H2SO4 10%NH4OH NH4OH(conc)	
		7199 218.6 RL 218.6 LL 218.7	Water Drinking Water		Yes No Field						Buffer 10%H2SO4 10%NH4OH NH4OH(conc)	
		7199 218.6 RL 218.6 LL 218.7	Water Drinking Water		Yes No Field						Buffer 10%H2SO4 10%NH4OH NH4OH(conc)	
		7199 218.6 RL 218.6 LL 218.7	Water Drinking Water		Yes No Field						Buffer 10%H2SO4 10%NH4OH NH4OH(conc)	
		7199 218.6 RL 218.6 LL 218.7	Water Drinking Water		Yes No Field						Buffer 10%H2SO4 10%NH4OH NH4OH(conc)	
		7199 218.6 RL 218.6 LL 218.7	Water Drinking Water		Yes No Field						Buffer 10%H2SO4 10%NH4OH NH4OH(conc)	

	Drinking water 218.7	Drinking water 218.6	Non-Pot Water 218.6	Water 7199
Filter	No	Required	Required	Optional
pH	>8.0	9.0-9.5	9.3-9.7	unpreserved - adjust to 9.0-9.5
Res Chlorine	<0.1 mg/L	NA	NA	NA
Holding Time	14 days	5 days	28 days	24 hours

Sample Dilutions

Analyst: CWoods Date: 8/18/15

Instrument: VC8 Analysis: 218.6LL

	Sample ID	1st Dilution				2nd Dilution			3nd Dilution		
		mL's of Sample	mL's of Diluent	Matrix of Diluent	Dilution Factor	mL's of 1st Dilution	mL's of Diluent	Dilution Factor	mL's of 2nd Dilution	mL's of Diluent	Dilution Factor
1	6597-001	1	4	Buffered DI	5						
2											
3											
4											
5											
6											
7											
8											
9											
10											
11											
12											
13											
14											
15											
16											
17											
18											
19											
20											
21											
22											
23											
24											
25											
26											
27											
28											

Peak Integration Report

Sample Name:	**CCV**	*Inj. Vol.:*	**500.00**
Injection Type:	**Unknown**	*Dilution Factor:*	**1.0000**
Processing Method:	**8-080715LL**	*Injection Number:*	**10**
Inj. Date / Time:	**18-Aug-2015 / 11:26**	*Sample Comment:*	**218.6 LL**

No.	Time min	Peak Name	Peak Type	Area mAU*min	Height mAU	Amount ppb
1	6.45	Cr(VI)	BMB	0.529	1.094	0.5012
TOTAL:				0.53	1.09	0.50

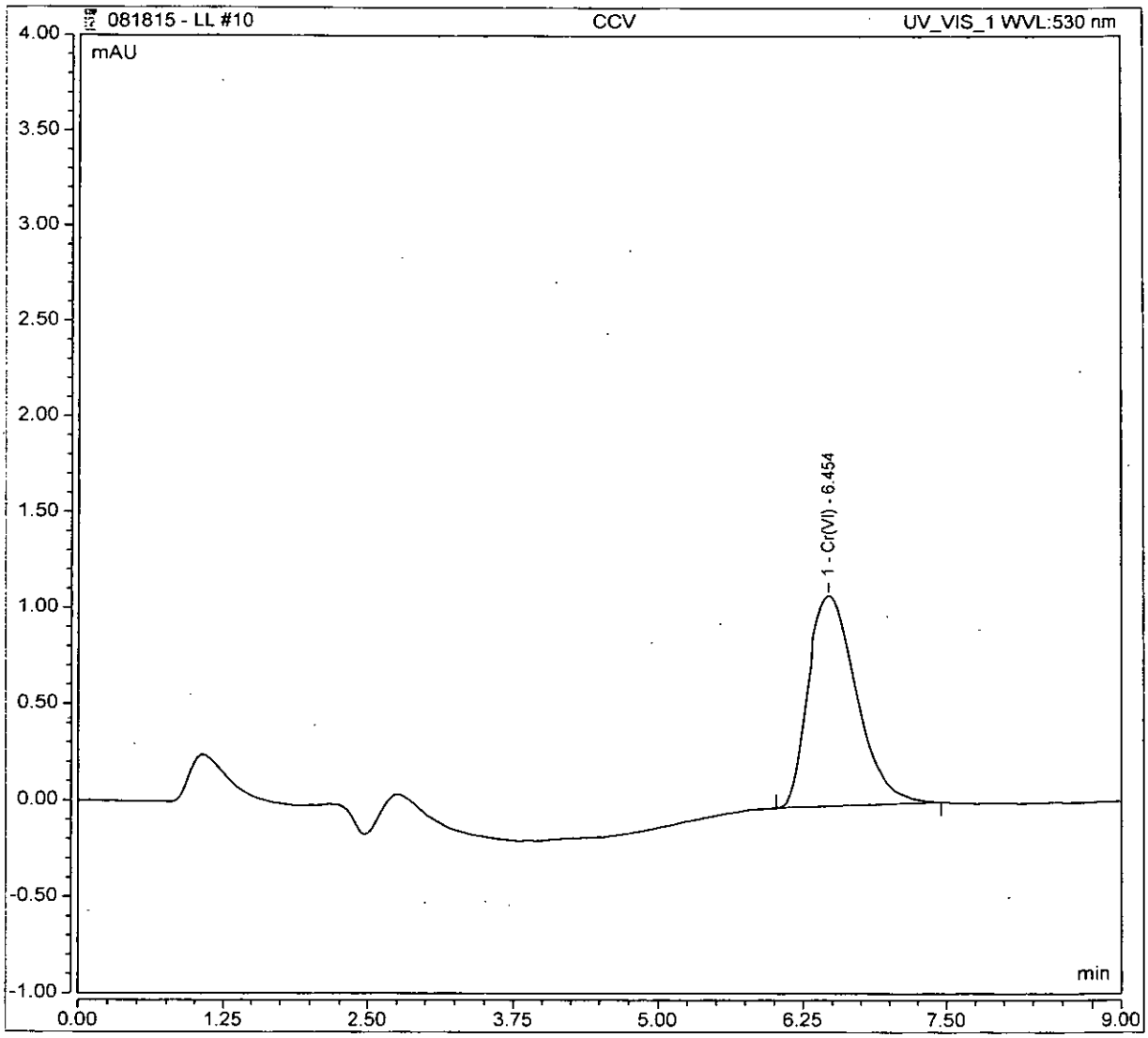

Chromeleon (c) Dionex 1996-2009
Version 7.1.1.1127

00086

Peak Integration Report

Sample Name:	**CCB**	*Inj. Vol.:*	**500.00**
Injection Type:	**Unknown**	*Dilution Factor:*	**1.0000**
Processing Method:	**8-080715LL**	*Injection Number:*	**11**
Inj. Date / Time:	**18-Aug-2015 / 11:38**	*Sample Comment:*	**218.6 LL**

No.	Time min	Peak Name	Peak Type	Area mAU*min	Height mAU	Amount n.a.
TOTAL:				0.00	0.00	0.00

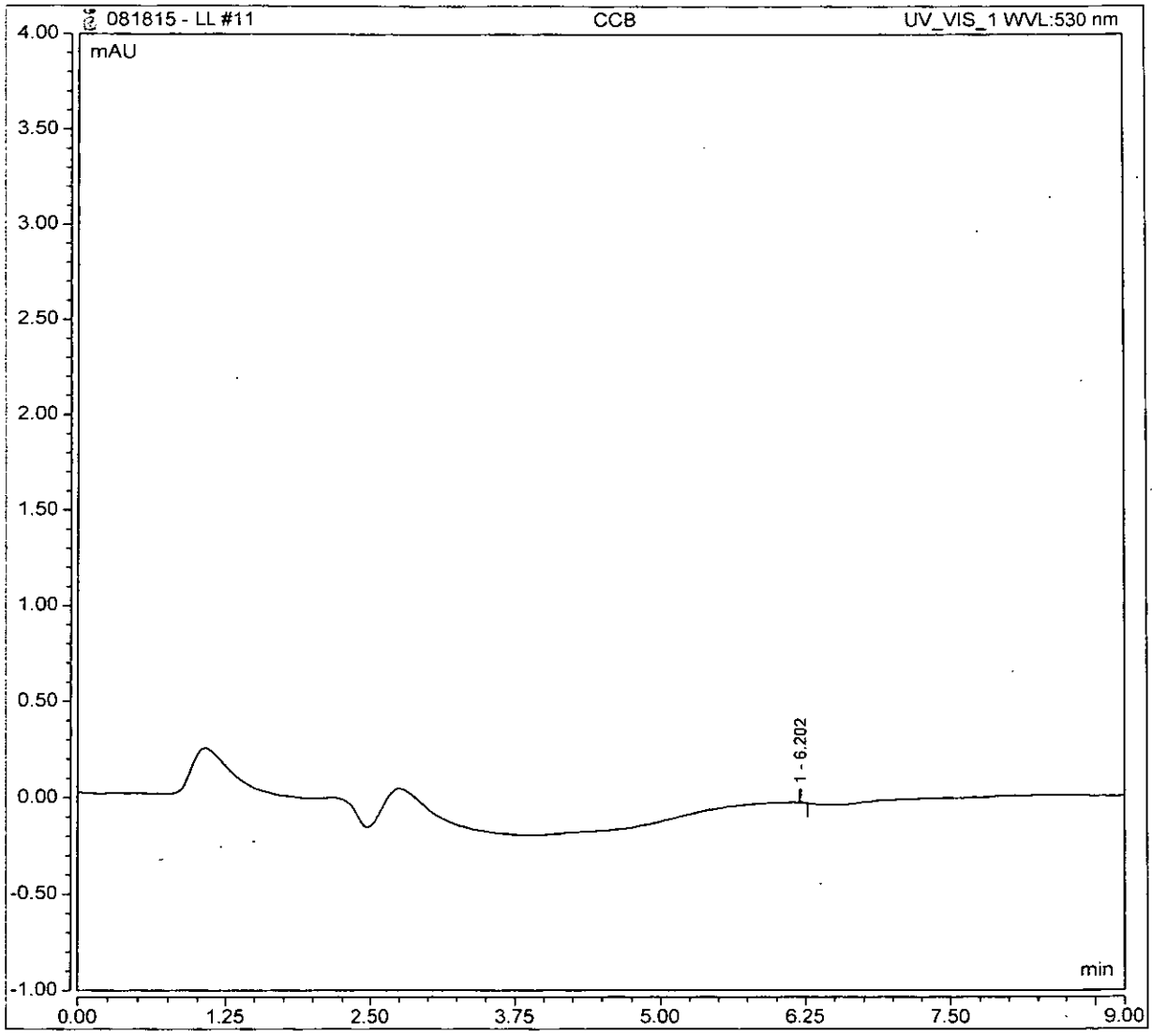

Chromeleon (c) Dionex 1996-2009
Version 7.1.1.1127

00087

Peak Integration Report

Sample Name:	**LCS**	*Inj. Vol.:*	**500.00**
Injection Type:	**Unknown**	*Dilution Factor:*	**1.0000**
Processing Method:	**8-080715LL**	*Injection Number:*	**12**
Inj. Date / Time:	**18-Aug-2015 / 11:50**	*Sample Comment:*	**218.6 LL**

No.	Time min	Peak Name	Peak Type	Area mAU*min	Height mAU	Amount ppb
1	6.47	Cr(VI)	BMB	0.209	0.436	0.1983
TOTAL:				0.21	0.44	0.20

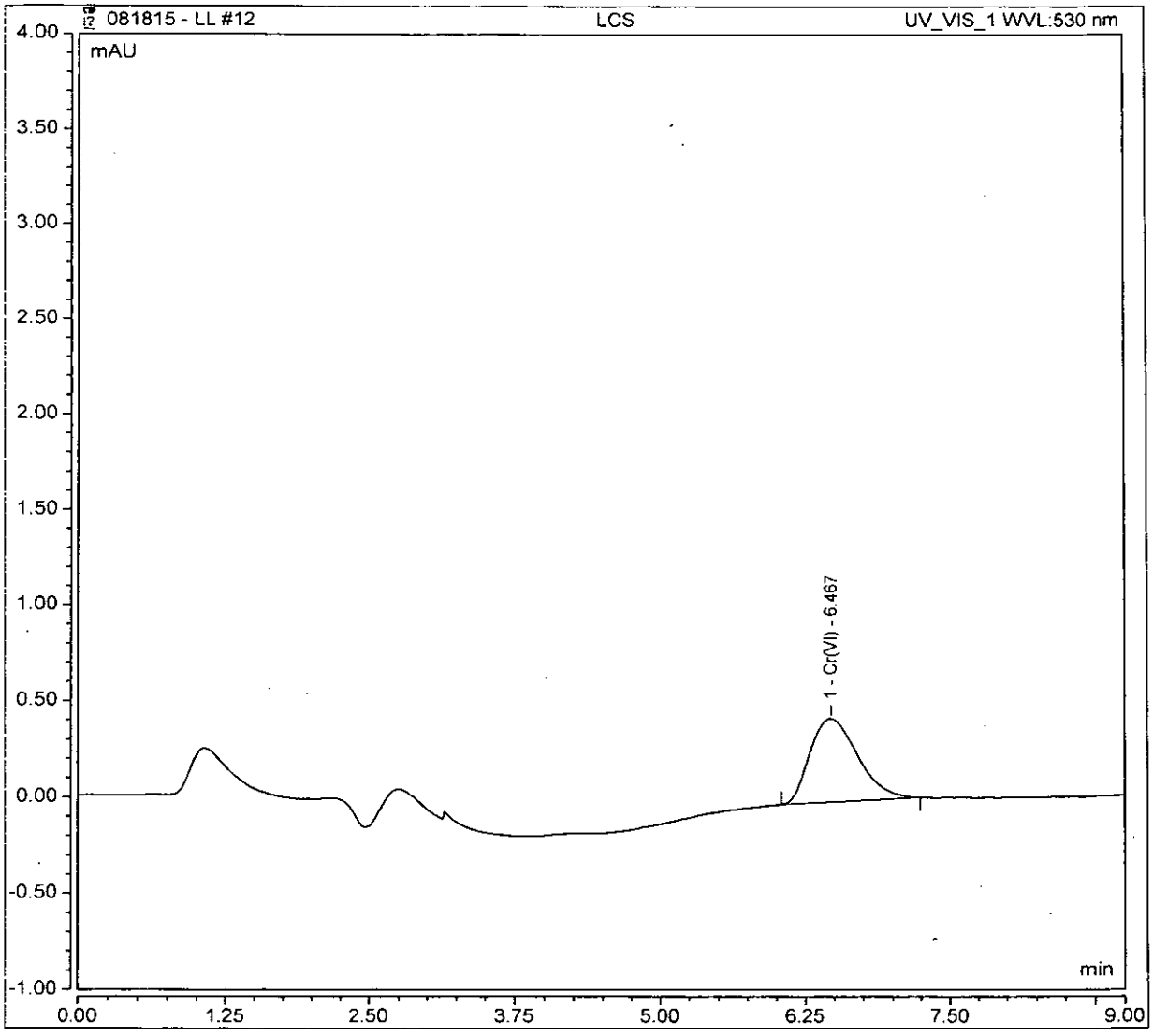

Peak Integration Report

Sample Name:	**R1506597-001**	*Inj. Vol.:*	**500.00**
Injection Type:	**Unknown**	*Dilution Factor:*	**5.0000**
Processing Method:	**8-080715LL**	*Injection Number:*	**13**
Inj. Date / Time:	**18-Aug-2015 / 12:04**	*Sample Comment:*	**218.6 LL**

No.	Time min	Peak Name	Peak Type	Area mAU*min	Height mAU	Amount ppb
2	6.44	Cr(VI)	BMB	0.192	0.390	0.9144
TOTAL:				0.19	0.39	0.91

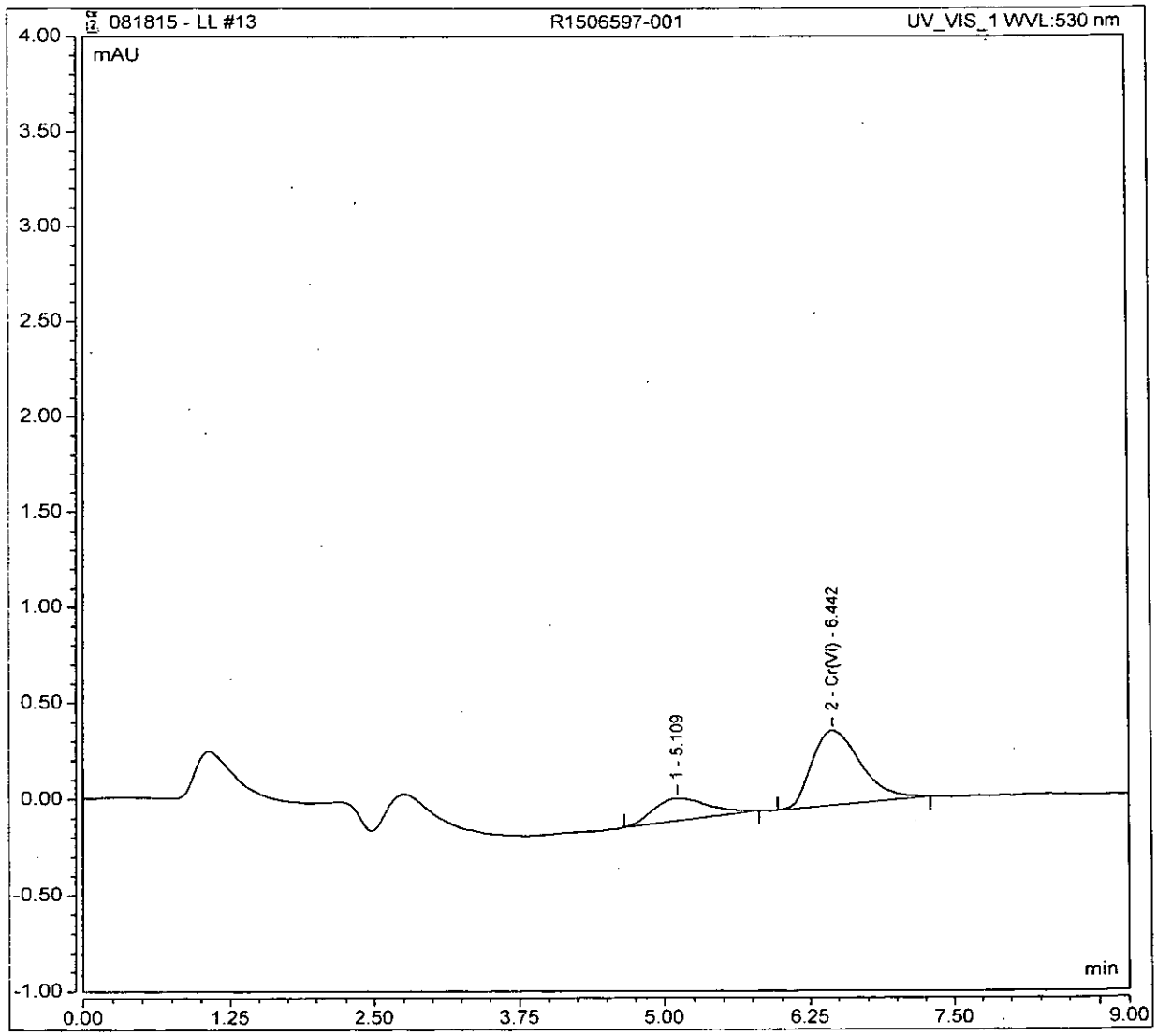

Chromeleon (c) Dionex 1996-2009
Version 7.1.1.1127

00089

Peak Integration Report

Sample Name:	**R1506597-001 MS**	*Inj. Vol.:*	**500.00**
Injection Type:	**Unknown**	*Dilution Factor:*	**5.0000**
Processing Method:	**8-080715LL**	*Injection Number:*	**14**
Inj. Date / Time:	**18-Aug-2015 / 12:20**	*Sample Comment:*	**218.6 LL**

No.	Time min	Peak Name	Peak Type	Area mAU*min	Height mAU	Amount ppb
2	6.44	Cr(VI)	BMB	0.391	0.792	1.8547
TOTAL:				0.39	0.79	1.85

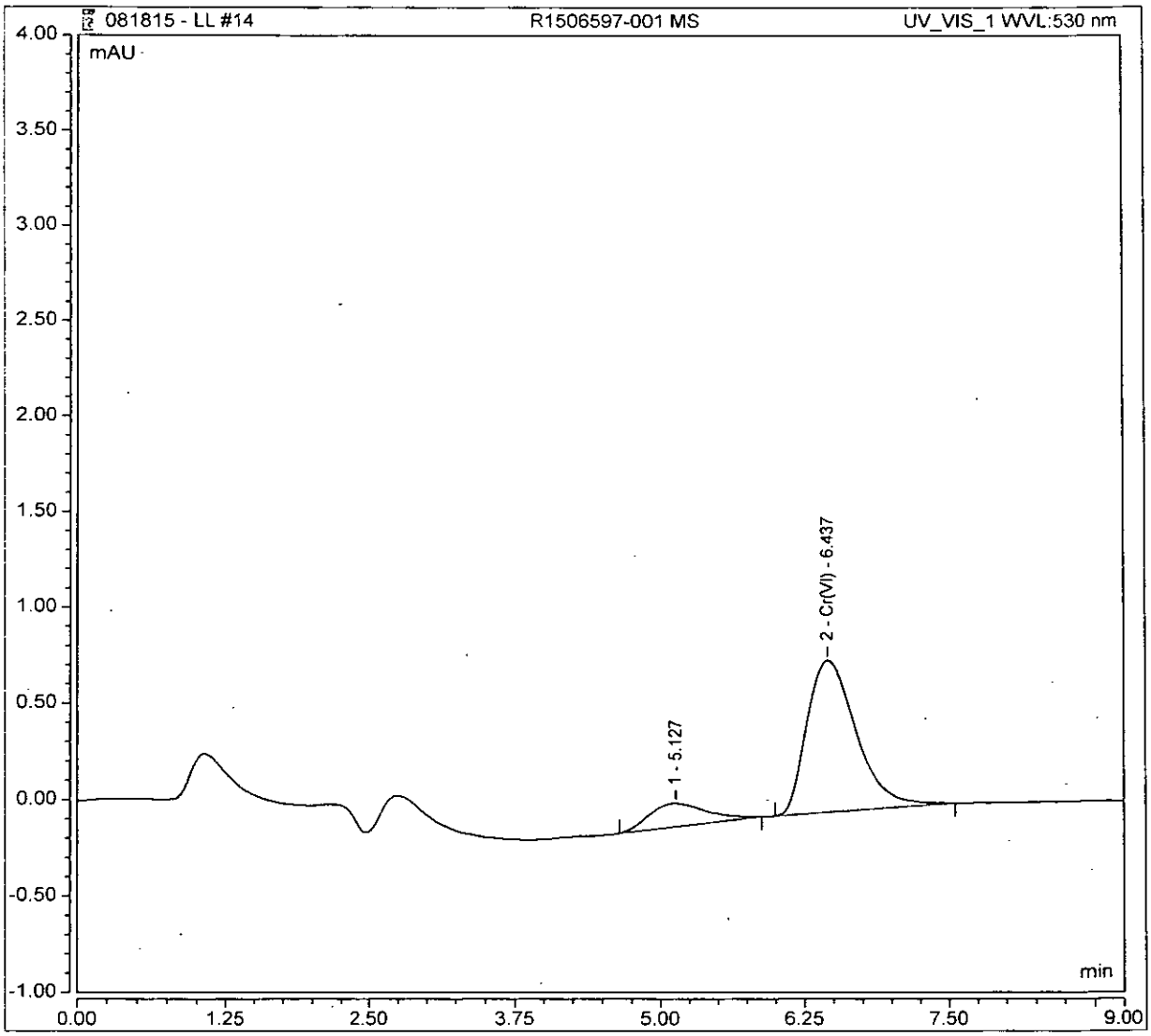

Chromeleon (c) Dionex 1996-2009
Version 7.1.1.1127

00090

Peak Integration Report

Sample Name:	**R1506597-001 MSD**	*Inj. Vol.:*	**500.00**
Injection Type:	**Unknown**	*Dilution Factor:*	**5.0000**
Processing Method:	**8-080715LL**	*Injection Number:*	**15**
Inj. Date / Time:	**18-Aug-2015 / 12:31**	*Sample Comment:*	**218.6 LL**

No.	Time min	Peak Name	Peak Type	Area mAU*min	Height mAU	Amount ppb
2	6.44	Cr(VI)	BMB	0.395	0.801	1.8704
TOTAL:				0.39	0.80	1.87

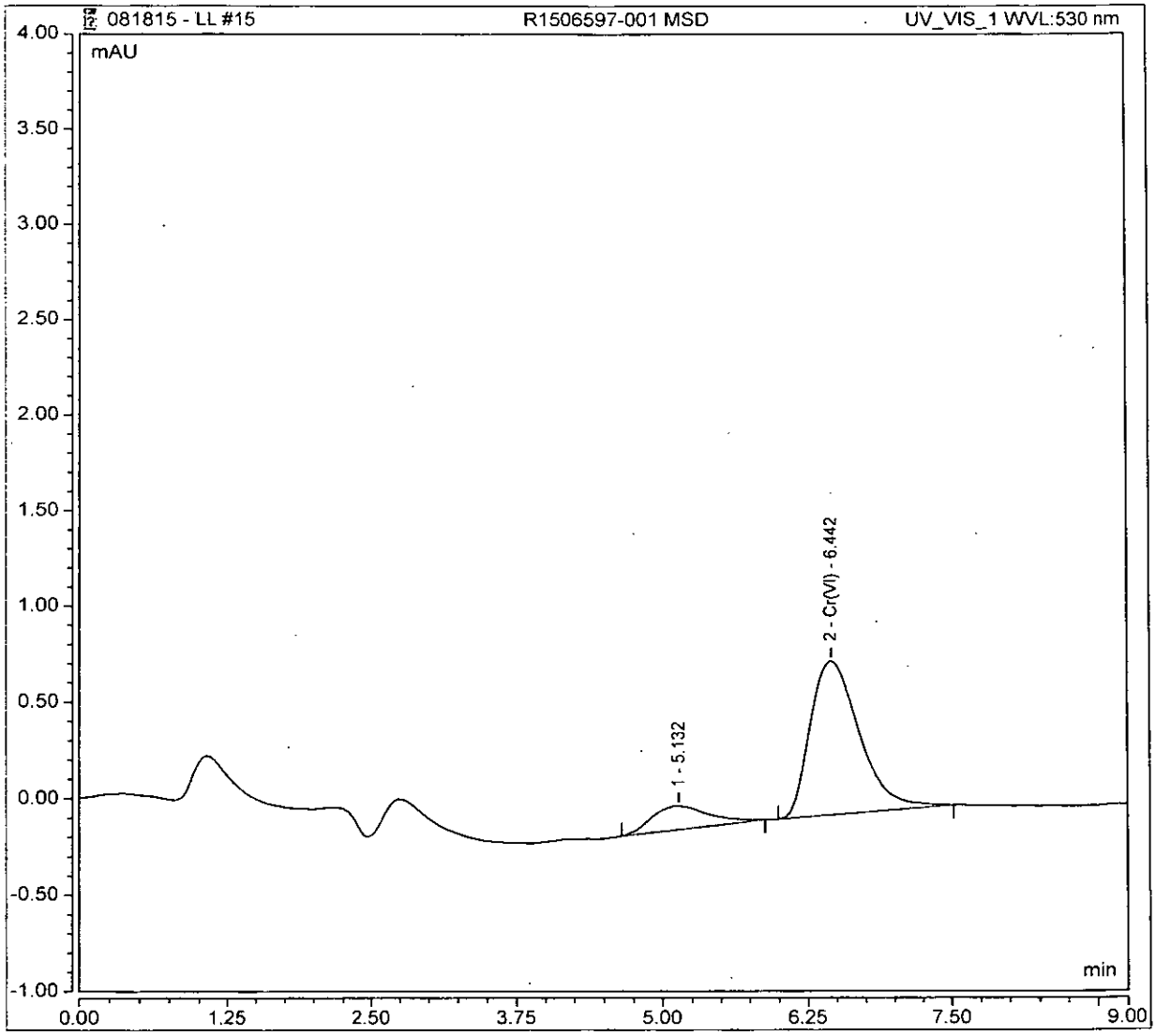

Peak Integration Report

Sample Name:	**CCV**	*Inj. Vol.:*	**500.00**
Injection Type:	**Unknown**	*Dilution Factor:*	**1.0000**
Processing Method:	**8-080715LL**	*Injection Number:*	**16**
Inj. Date / Time:	**18-Aug-2015 / 12:50**	*Sample Comment:*	**218.6 LL**

No.	Time min	Peak Name	Peak Type	Area mAU*min	Height mAU	Amount ppb
1	6.46	Cr(VI)	BMB	0.519	1.083	0.4912
TOTAL:				0.52	1.08	0.49

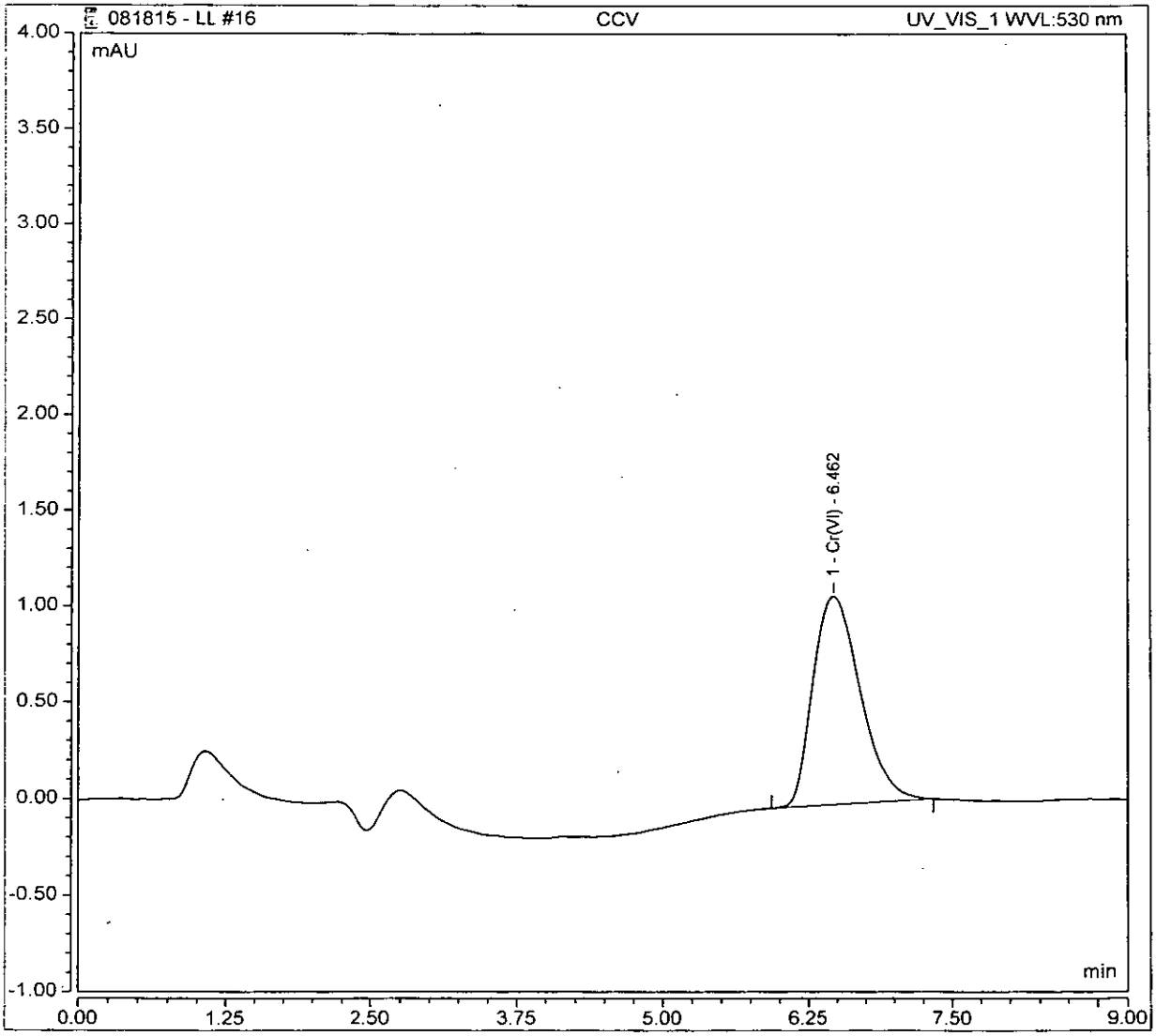

Chromeleon (c) Dionex 1996-2009
Version 7.1.1.1127

00092

Peak Integration Report

Sample Name:	CCB	*Inj. Vol.:*	500.00
Injection Type:	Unknown	*Dilution Factor:*	1.0000
Processing Method:	8-080715LL	*Injection Number:*	17
Inj. Date / Time:	18-Aug-2015 / 13:02	*Sample Comment:*	218.6 LL

No.	Time min	Peak Name	Peak Type	Area mAU*min	Height mAU	Amount n.a.
TOTAL:				0.00	0.00	0.00

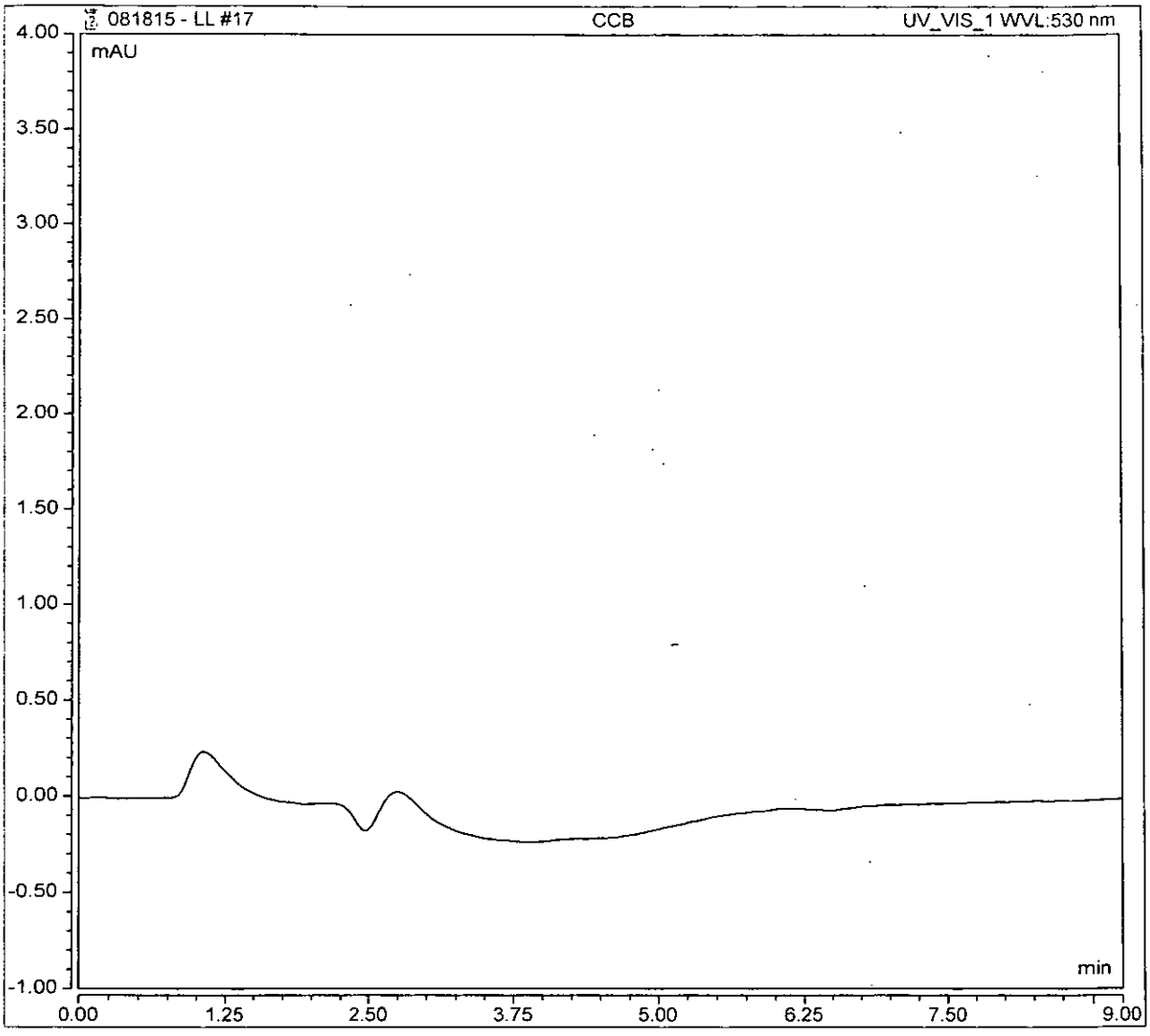

Peak Integration Report

Sample Name:	**R1506803-001**	*Inj. Vol.:*	**500.00**
Injection Type:	**Unknown**	*Dilution Factor:*	**1.0000**
Processing Method:	**8-080715LL**	*Injection Number:*	**18**
Inj. Date / Time:	**18-Aug-2015 / 13:31**	*Sample Comment:*	**218.6 LL**

No.	Time min	Peak Name	Peak Type	Area mAU*min	Height mAU	Amount n.a.
TOTAL:				0.00	0.00	0.00

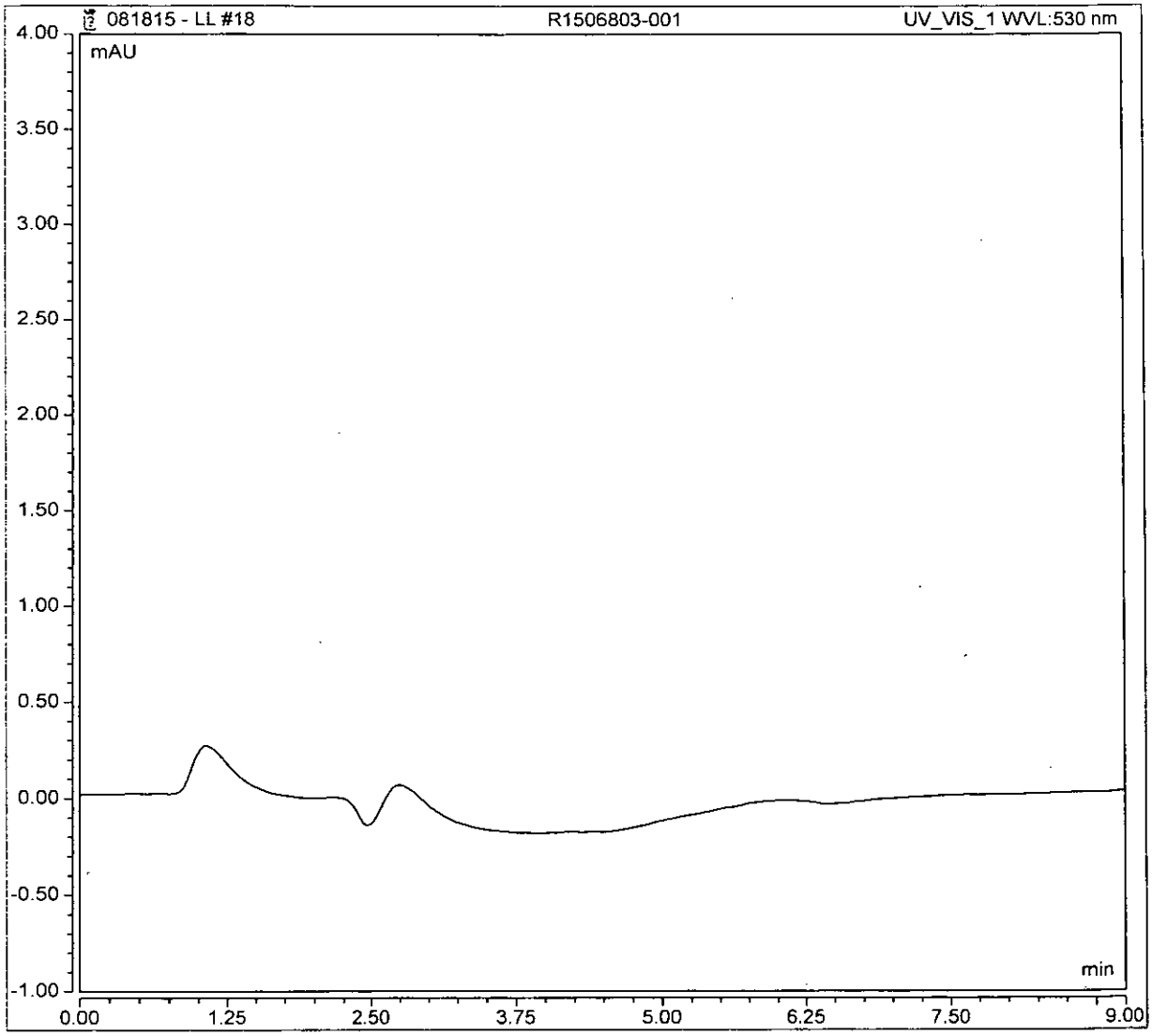

Chromeleon (c) Dionex 1996-2009
Version 7.1.1.1127

00094

Peak Integration Report

Sample Name:	**R1506803-002**	*Inj. Vol.:*	**500.00**
Injection Type:	**Unknown**	*Dilution Factor:*	**1.0000**
Processing Method:	**8-080715LL**	*Injection Number:*	**19**
Inj. Date / Time:	**18-Aug-2015 / 13:43**	*Sample Comment:*	**218.6 LL**

No.	Time min	Peak Name	Peak Type	Area mAU*min	Height mAU	Amount n.a.
TOTAL:				0.00	0.00	0.00

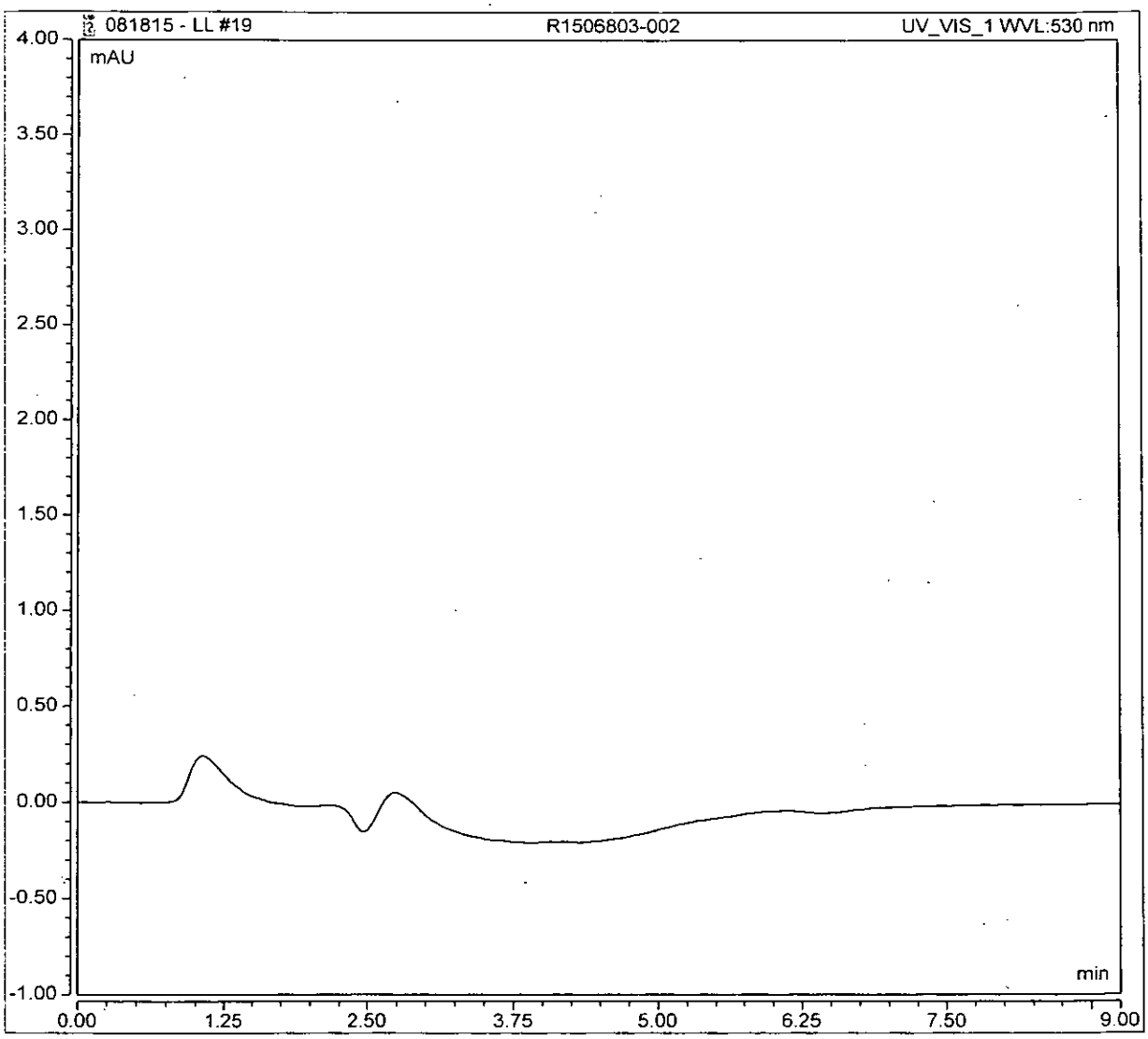

Peak Integration Report

Sample Name:	**R1506803-003**	*Inj. Vol.:*	**500.00**
Injection Type:	**Unknown**	*Dilution Factor:*	**1.0000**
Processing Method:	**8-080715LL**	*Injection Number:*	**20**
Inj. Date / Time:	**18-Aug-2015 / 13:55**	*Sample Comment:*	**218.6 LL**

No.	Time min	Peak Name	Peak Type	Area mAU*min	Height mAU	Amount n.a.
TOTAL:				0.00	0.00	0.00

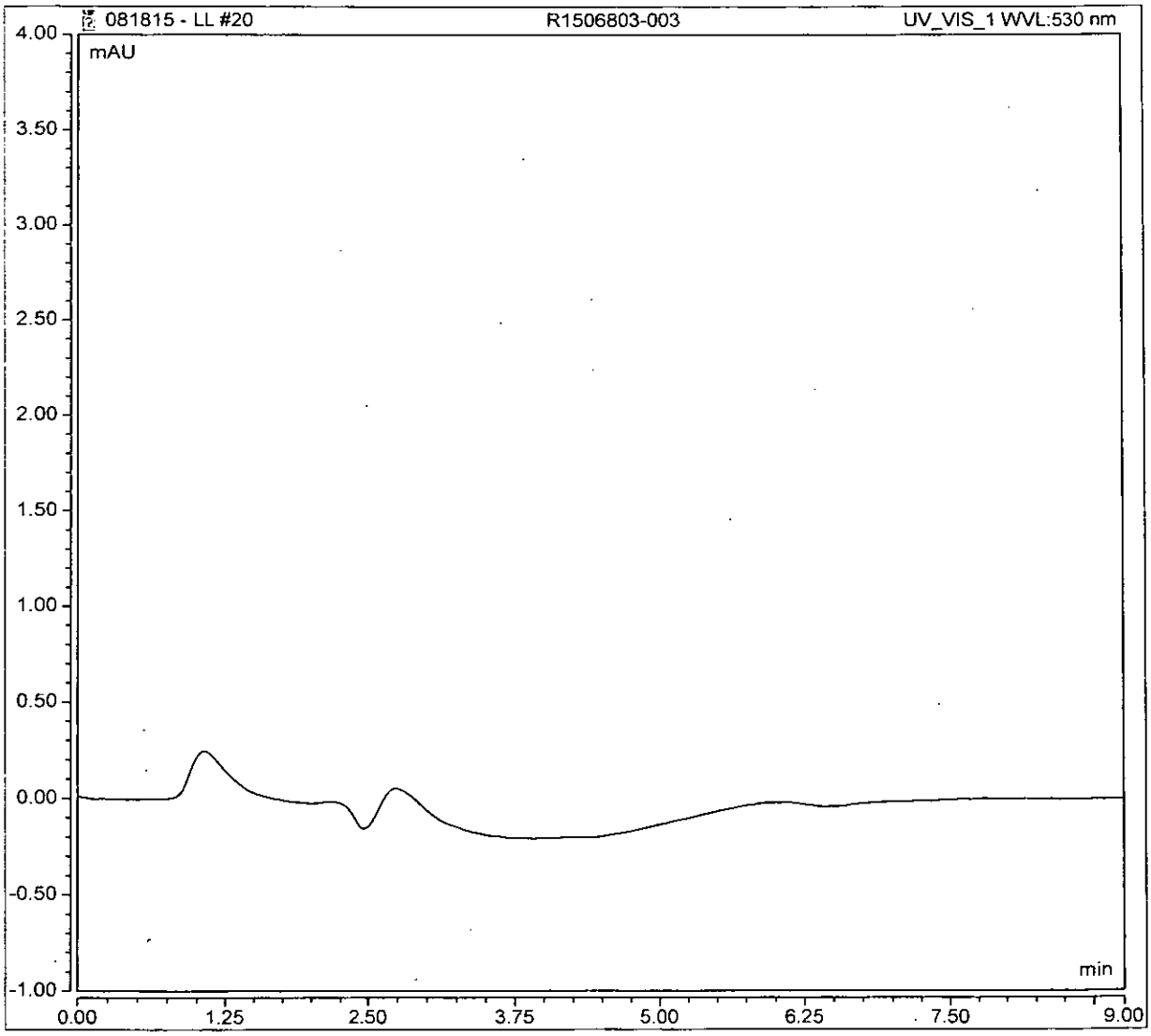

Chromeleon (c) Dionex 1996-2009
Version 7.1.1.1127

00096

Peak Integration Report

Sample Name:	**R1506803-004**	*Inj. Vol.:*	**500.00**
Injection Type:	**Unknown**	*Dilution Factor:*	**1.0000**
Processing Method:	**8-080715LL**	*Injection Number:*	**21**
Inj. Date / Time:	**18-Aug-2015 / 14:07**	*Sample Comment:*	**218.6 LL**

No.	Time min	Peak Name	Peak Type	Area mAU*min	Height mAU	Amount n.a.
TOTAL:				0.00	0.00	0.00

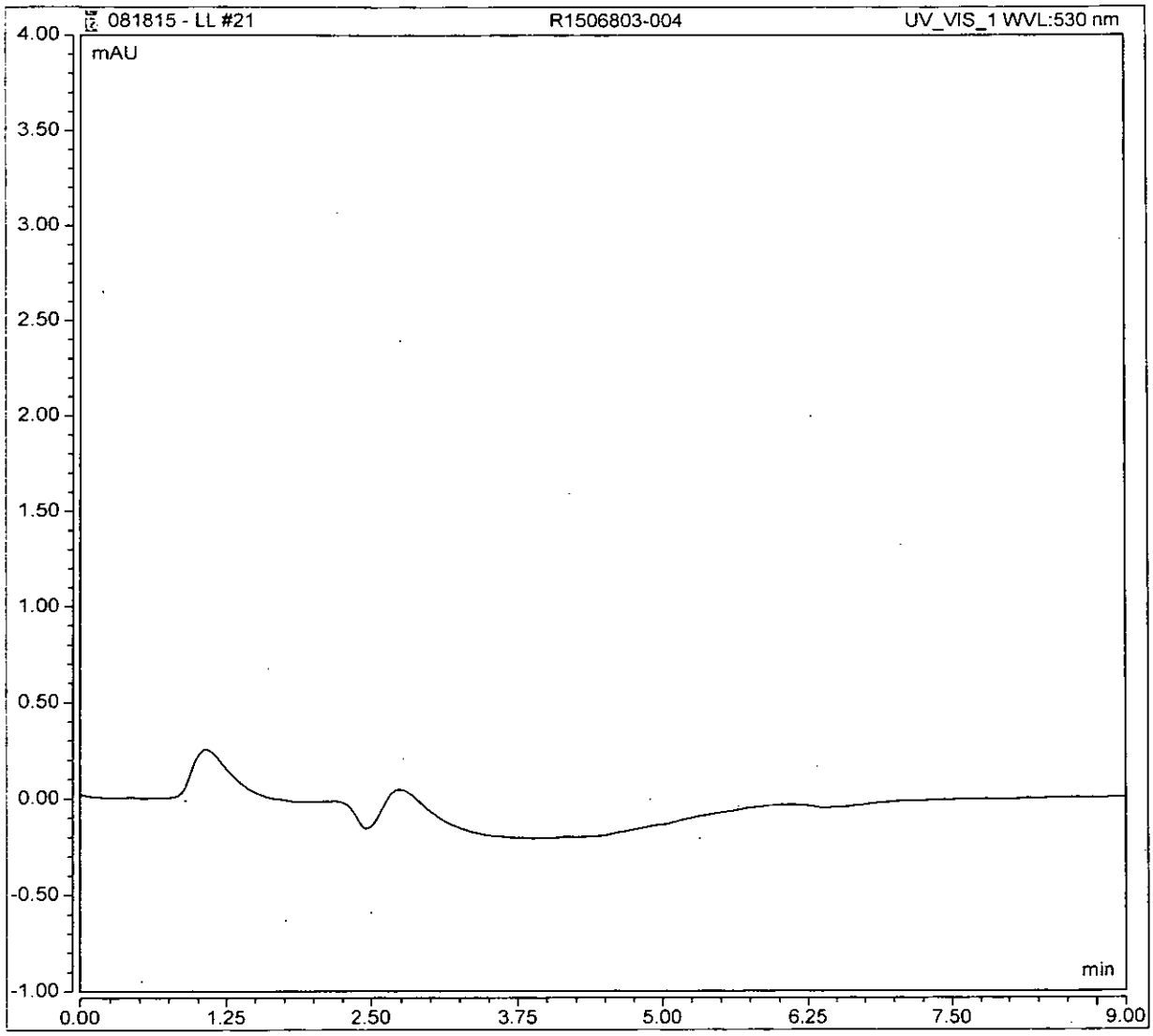

Chromeleon (c) Dionex 1996-2009
Version 7.1.1.1127

00097

Peak Integration Report

Sample Name:	**R1506803-005**	*Inj. Vol.:*	**500.00**
Injection Type:	**Unknown**	*Dilution Factor:*	**1.0000**
Processing Method:	**8-080715LL**	*Injection Number:*	**22**
Inj. Date / Time:	**18-Aug-2015 / 14:19**	*Sample Comment:*	**218.6 LL**

No.	Time min	Peak Name	Peak Type	Area mAU*min	Height mAU	Amount n.a.
TOTAL:				0.00	0.00	0.00

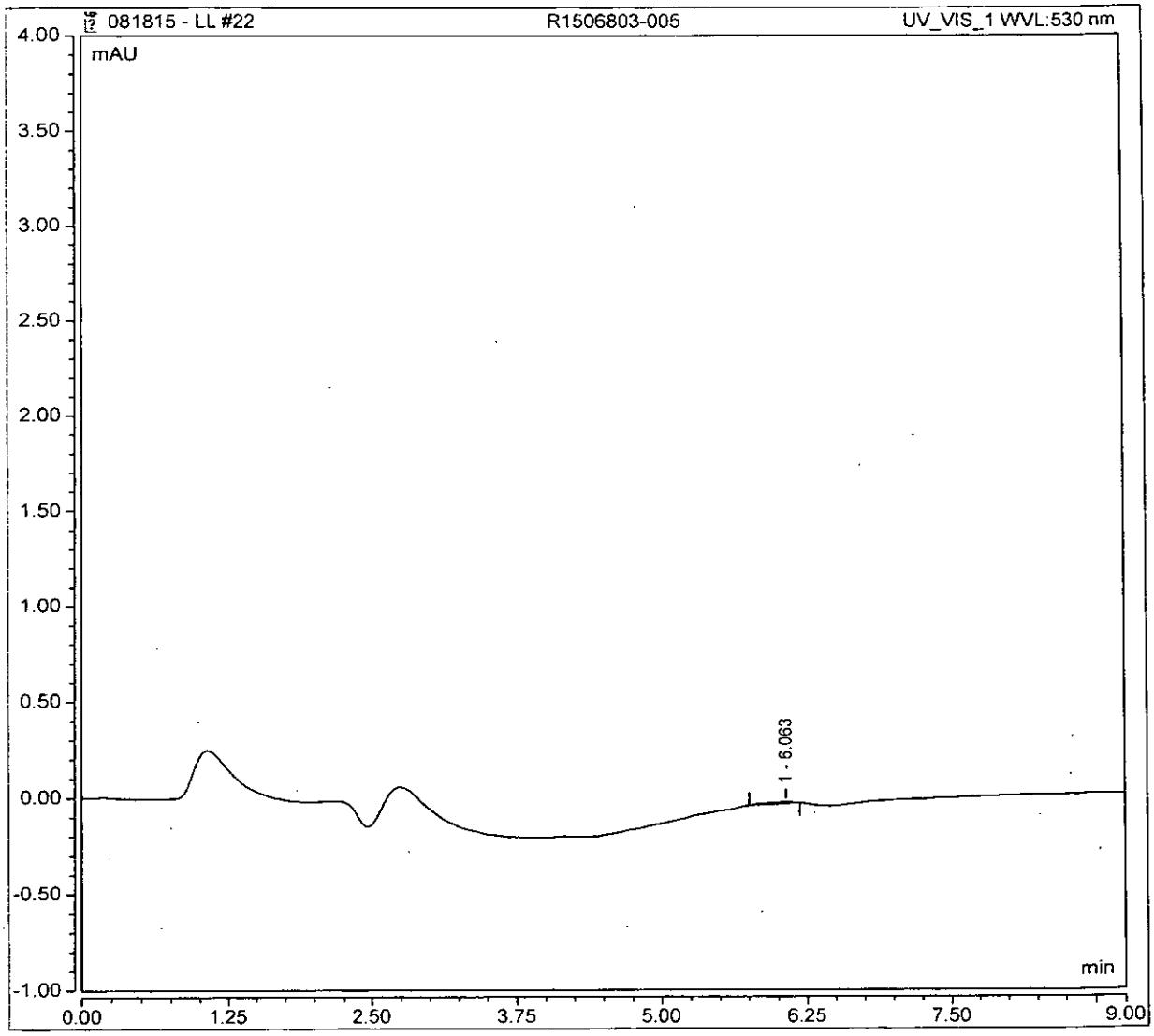

Chromeleon (c) Dionex 1996-2009
Version 7.1.1.1127

00098

Peak Integration Report

Sample Name:	CCV	*Inj. Vol.:*	500.00
Injection Type:	Unknown	*Dilution Factor:*	1.0000
Processing Method:	8-080715LL	*Injection Number:*	23
Inj. Date / Time:	18-Aug-2015 / 14:31	*Sample Comment:*	218.6 LL

No.	Time min	Peak Name	Peak Type	Area mAU*min	Height mAU	Amount ppb
1	6.45	Cr(VI)	BMB	0.517	1.090	0.4895
TOTAL:				0.52	1.09	0.49

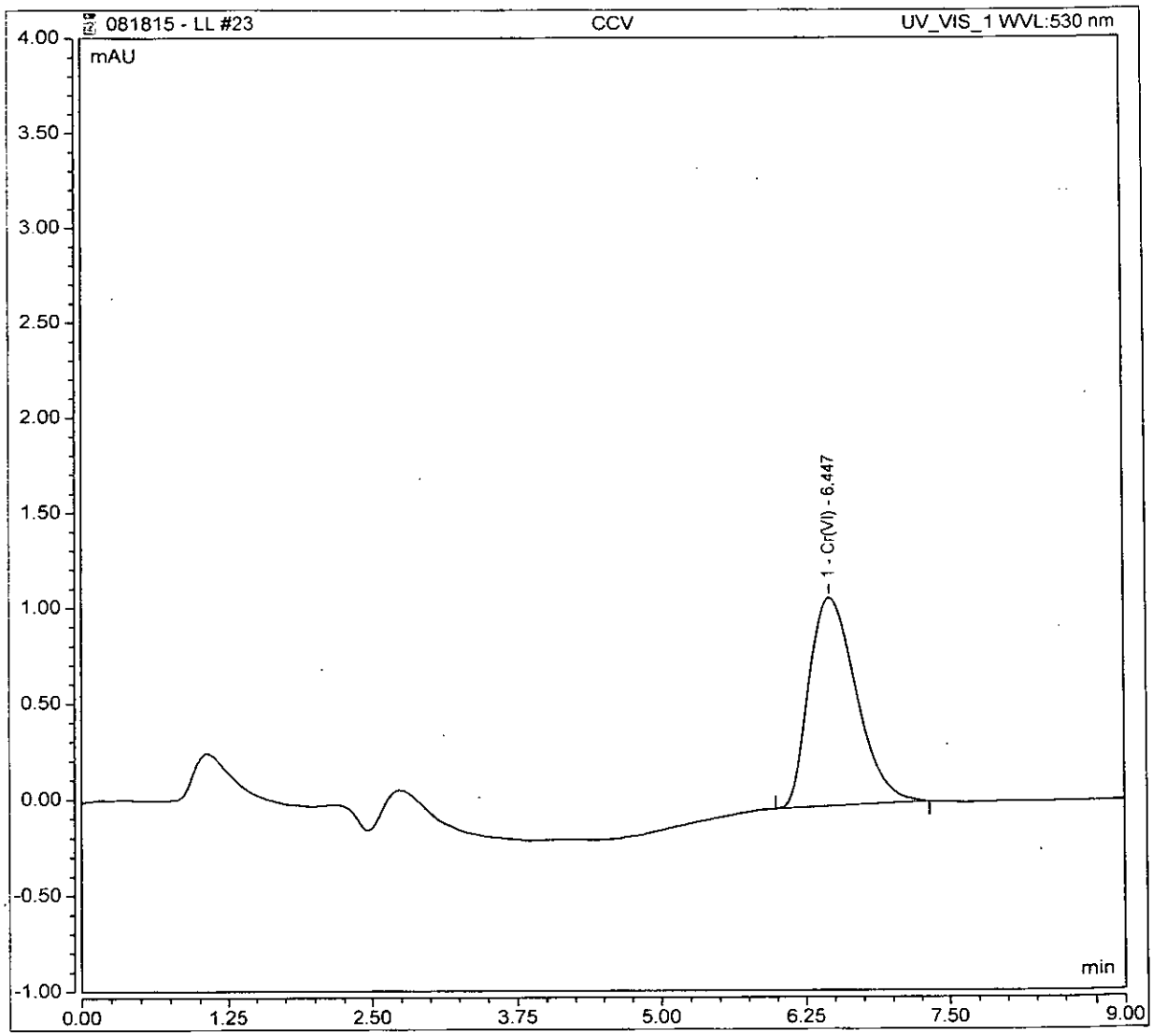

Chromeleon (c) Dionex 1996-2009
Version 7.1.1.1127

00099

Peak Integration Report

Sample Name:	CCB	*Inj. Vol.:*	500.00
Injection Type:	Unknown	*Dilution Factor:*	1.0000
Processing Method:	8-080715LL	*Injection Number:*	24
Inj. Date / Time:	18-Aug-2015 / 14:43	*Sample Comment:*	218.6 LL

No.	Time min	Peak Name	Peak Type	Area mAU*min	Height mAU	Amount n.a.
TOTAL:				0.00	0.00	0.00

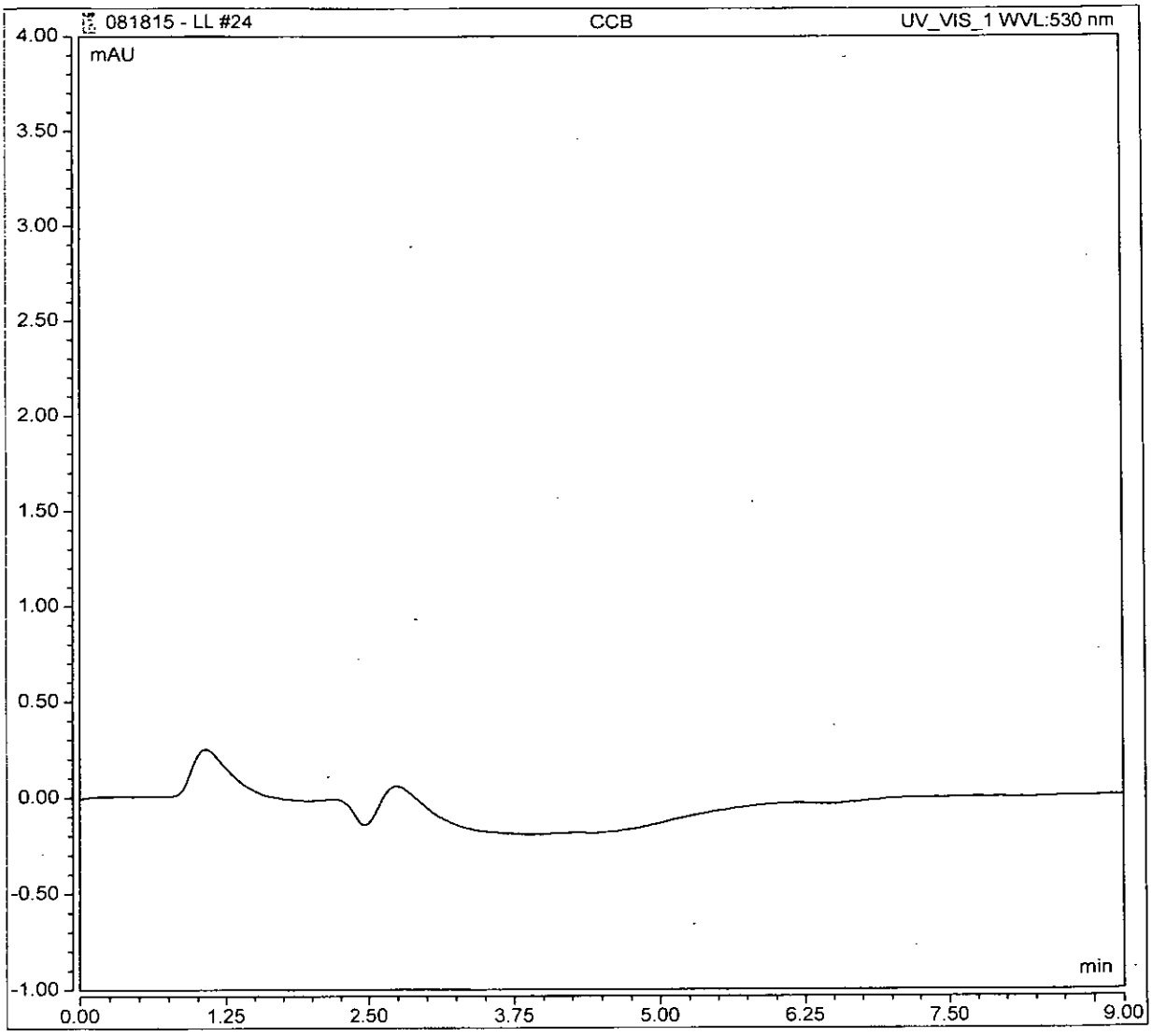

Chromeleon (c) Dionex 1996-2009
Version 7.1.1.1127

ALS Environmental

1565 Jefferson Road, Building 300, Suite 360; Rochester, NY 14623

Ion Chromatography Cover Sheet

Instrument: IC#8 – Dionex 2100, AXP Reagent Pump, ICS Series UV/Vis VWD

Column: AS7 Analytical Column (S/N 001384) / AG7 Guard Column (S/N 001363)

Analytical Column installed 07/09/14

Curve Date: 08/07/15 **Loop size:** _200 uL Loop_____

Analyst: CWoods **Analysis Date:** 8/8/15

CALIBRATION CURVE FOR THIS METHOD IS LINEAR

Method Filename: 8-080715LL

Standards Prep Dates & Log ID's:

Std Type	*Date Rec'd*	*Log ID*		*Std Type*	*Prep Date*	*Log ID*
Calibration Standard Stock	09/23/14	WC140066D		Calibration Stds	08/07/15	Same as WC126208E
LCS / MS Soluble Stock	09/23/14	WC140066D		I/CCB	Daily	Same as WC126209B
I/CCV Standard Stock	02/05/15	WC140152H		I/CCV	Daily	Same as WC126209A
LCS	Daily	Same as WC126209C		Matrix Spike	Daily	Same as WC126209D

Retention times must be within ten percent of original RT as determined by Standard 5 – 6.491 minutes

All analyses are reviewed to ensure that peak integration is performed properly from baseline to baseline.

Analytical Results Summary

Instrument Name: R-IC-05 **Analyst:** CWOODS **Analysis Lot:** 460058 **Method/Testcode:** 7199/Cr6

Lab Code	Target Analytes	QC	Parent Sample	Matrix	Raw Result	Sample Amt.	Final Result	Dil	MDL	PQL	% Rec	% RSD	Date Analyzed	QC?	Tier
RQ1510029-11	Chromium, Hexavalent	CCV		Soil	0.50 mg/L	2.5 g	0.503 mg/L	1					8/29/15 10:57:00	N	IV
RQ1510029-12	Chromium, Hexavalent	CCB		Soil	0.00 mg/L	2.5 g	0.40 mg/Kg U	1	0.05	0.40			8/29/15 11:05:00	N	IV
RQ1510027-01	Chromium, Hexavalent	MB		Soil	0.00 mg/L	2.5 g	0.40 mg/Kg U	1	0.05	0.40			8/29/15 11:13:00	N	IV
RQ1510027-01	Chromium, Hexavalent	MB		Soil	0.00 mg/L	2.5 g	0.40 mg/Kg U	1	0.05	0.40			8/29/15 11:22:00	N	IV
RQ1510027-02	Chromium, Hexavalent	LCS		Soil	16.72 mg/L	2.5 g	669 mg/Kg	20	0.9	8.0	102		8/29/15 11:29:00	N	IV
RQ1510027-02	Chromium, Hexavalent	LCS		Soil	16.63 mg/L	2.5 g	665 mg/Kg	20	0.9	8.0	101		8/29/15 11:37:00	N	IV
R1506803-008	Chromium, Hexavalent	N/A		Soil	0.03 mg/L	2.5700 g	1.25 mg/Kg	1	0.05	0.47			8/29/15 11:44:00	N	IV
R1506803-008	Chromium, Hexavalent	N/A		Soil	0.03 mg/L	2.5700 g	1.22 mg/Kg	1	0.05	0.47			8/29/15 11:53:00	N	IV
RQ1510027-03	Chromium, Hexavalent	DUP	R1506803-008	Soil	0.02 mg/L	2.5300 g	1.18 mg/Kg	1	0.05	0.47		6	8/29/15 12:00:00	N	IV
RQ1510027-03	Chromium, Hexavalent	DUP	R1506803-008	Soil	0.03 mg/L	2.5300 g	1.19 mg/Kg	1	0.05	0.47		3	8/29/15 12:08:00	N	IV
RQ1510027-04	Chromium, Hexavalent	MS	R1506803-008	Soil	0.98 mg/L	2.6000 g	45.1 mg/Kg	2	0.10	0.92	95		8/29/15 12:16:00	N	IV
RQ1510027-04	Chromium, Hexavalent	MS	R1506803-008	Soil	0.98 mg/L	2.6000 g	45.1 mg/Kg	2	0.10	0.92	95		8/29/15 12:24:00	N	IV
RQ1510029-05	Chromium, Hexavalent	CCV		Soil	0.51 mg/L	2.5 g	0.512 mg/L	1					8/29/15 12:31:00	N	IV
RQ1510029-10	Chromium, Hexavalent	CCB		Soil	0.00 mg/L	2.5 g	0.40 mg/Kg U	1	0.05	0.40			8/29/15 12:40:00	N	IV
RQ1510027-05	Chromium, Hexavalent	MS	R1506803-008	Soil	15.50 mg/L	2.5900 g	718 mg/Kg	20	1.0	9.3	94		8/29/15 12:52:00	N	IV
RQ1510027-05	Chromium, Hexavalent	MS	R1506803-008	Soil	15.52 mg/L	2.5900 g	720 mg/Kg	20	1.0	9.3	95		8/29/15 13:00:00	N	IV
R1506803-009	Chromium, Hexavalent	N/A		Soil	0.01 mg/L	2.5100 g	0.45 mg/Kg U	1	0.05	0.45			8/29/15 13:23:00	N	IV
R1506803-009	Chromium, Hexavalent	N/A		Soil	0.01 mg/L	2.5100 g	0.45 mg/Kg U	1	0.05	0.45			8/29/15 13:31:00	N	IV
R1506803-010	Chromium, Hexavalent	N/A		Soil	0.00 mg/L	2.5600 g	0.44 mg/Kg U	1	0.05	0.44			8/29/15 13:38:00	N	IV
R1506803-010	Chromium, Hexavalent	N/A		Soil	0.00 mg/L	2.5600 g	0.44 mg/Kg U	1	0.05	0.44			8/29/15 13:47:00	N	IV
R1506803-011	Chromium, Hexavalent	N/A		Soil	0.00 mg/L	2.5400 g	0.45 mg/Kg U	1	0.05	0.45			8/29/15 13:54:00	N	IV
R1506803-011	Chromium, Hexavalent	N/A		Soil	0.00 mg/L	2.5400 g	0.45 mg/Kg U	1	0.05	0.45			8/29/15 14:03:00	N	IV
RQ1510029-04	Chromium, Hexavalent	CCV		Soil	0.52 mg/L	2.5 g	0.519 mg/L	1					8/29/15 14:10:00	N	IV
RQ1510029-09	Chromium, Hexavalent	CCB		Soil	0.00 mg/L	2.5 g	0.40 mg/Kg U	1	0.05	0.40			8/29/15 14:18:00	N	IV
R1506803-012	Chromium, Hexavalent	N/A		Soil	0.02 mg/L	2.5500 g	1.13 mg/Kg	1	0.06	0.50			8/29/15 14:27:00	N	IV
R1506803-012	Chromium, Hexavalent	N/A		Soil	0.02 mg/L	2.5500 g	1.13 mg/Kg	1	0.06	0.50			8/29/15 14:35:00	N	IV
R1506803-013	Chromium, Hexavalent	N/A		Soil	0.01 mg/L	2.5200 g	0.47 mg/Kg U	1	0.05	0.47			8/29/15 14:42:00	N	IV
R1506803-013	Chromium, Hexavalent	N/A		Soil	0.01 mg/L	2.5200 g	0.47 mg/Kg U	1	0.05	0.47			8/29/15 14:51:00	N	IV
R1506803-014	Chromium, Hexavalent	N/A		Soil	0.02 mg/L	2.5 g	0.91 mg/Kg	1	0.06	0.48			8/29/15 14:58:00	N	IV
R1506803-014	Chromium, Hexavalent	N/A		Soil	0.02 mg/L	2.5 g	0.91 mg/Kg	1	0.06	0.48			8/29/15 15:06:00	N	IV
R1506803-015	Chromium, Hexavalent	N/A		Soil	0.01 mg/L	2.5500 g	0.69 mg/Kg	1	0.06	0.50			8/29/15 15:13:00	N	IV
R1506803-015	Chromium, Hexavalent	N/A		Soil	0.01 mg/L	2.5500 g	0.70 mg/Kg	1	0.06	0.50			8/29/15 15:22:00	N	IV
R1506803-016	Chromium, Hexavalent	N/A		Soil	0.01 mg/L	2.5400 g	0.63 mg/Kg	1	0.05	0.45			8/29/15 15:29:00	N	IV
R1506803-016	Chromium, Hexavalent	N/A		Soil	0.01 mg/L	2.5400 g	0.62 mg/Kg	1	0.05	0.45			8/29/15 15:37:00	N	IV
RQ1510029-03	Chromium, Hexavalent	CCV		Soil	0.52 mg/L	2.5 g	0.522 mg/L	1					8/29/15 15:45:00	N	IV
RQ1510029-08	Chromium, Hexavalent	CCB		Soil	0.00 mg/L	2.5 g	0.40 mg/Kg U	1	0.05	0.40			8/29/15 15:54:00	N	IV

# indicates Final Result is not yet adjusted for Solids because it has not yet been determined.

Analytical Results Summary

Instrument Name: R-IC-05 **Analyst:** CWOODS **Analysis Lot:** 460058 **Method/Testcode:** 7199/Cr6

Lab Code	Target Analytes	QC	Parent Sample	Matrix	Raw Result	Sample Amt.	Final Result	Dil	MDL	PQL	% Rec	% RSD	Date Analyzed	QC?	Tier
R1506803-017	Chromium, Hexavalent	N/A		Soil	0.01 mg/L	2.5200 g	0.60 mg/Kg	1	0.06	0.49			8/29/15 16:03:00	N	IV
R1506803-017	Chromium, Hexavalent	N/A		Soil	0.01 mg/L	2.5200 g	0.61 mg/Kg	1	0.06	0.49			8/29/15 16:11:00	N	IV
R1506803-018	Chromium, Hexavalent	N/A		Soil	0.01 mg/L	2.5200 g	0.59 mg/Kg	1	0.06	0.51			8/29/15 16:18:00	N	IV
R1506803-018	Chromium, Hexavalent	N/A		Soil	0.01 mg/L	2.5200 g	0.58 mg/Kg	1	0.06	0.51			8/29/15 16:27:00	N	IV
R1506803-028	Chromium, Hexavalent	N/A		Soil	0.09 mg/L	2.5900 g	10.7 mg/Kg	1	0.2	1.1			8/29/15 16:34:00	N	IV
R1506803-028	Chromium, Hexavalent	N/A		Soil	0.09 mg/L	2.5900 g	10.7 mg/Kg	1	0.2	1.1			8/29/15 16:43:00	N	IV
R1506803-029	Chromium, Hexavalent	N/A		Soil	0.07 mg/L	2.5400 g	7.1 mg/Kg	1	0.2	1.1			8/29/15 16:50:00	N	IV
R1506803-029	Chromium, Hexavalent	N/A		Soil	0.07 mg/L	2.5400 g	7.2 mg/Kg	1	0.2	1.1			8/29/15 16:58:00	N	IV
R1506803-030	Chromium, Hexavalent	N/A		Soil	0.00 mg/L	2.5900 g	0.98 mg/Kg U	1	0.11	0.98			8/29/15 17:05:00	N	IV
R1506803-030	Chromium, Hexavalent	N/A		Soil	0.00 mg/L	2.5900 g	0.98 mg/Kg U	1	0.11	0.98			8/29/15 17:14:00	N	IV
RQ1510029-02	Chromium, Hexavalent	CCV		Soil	0.52 mg/L	2.5 g	0.516 mg/L	1					8/29/15 17:21:00	N	IV
RQ1510029-07	Chromium, Hexavalent	CCB		Soil	0.00 mg/L	2.5 g	0.40 mg/Kg U	1	0.05	0.40			8/29/15 17:30:00	N	IV
R1506803-031	Chromium, Hexavalent	N/A		Soil	0.00 mg/L	2.5 g	0.58 mg/Kg U	1	0.07	0.58			8/29/15 17:38:00	N	IV
R1506803-031	Chromium, Hexavalent	N/A		Soil	0.00 mg/L	2.5 g	0.58 mg/Kg U	1	0.07	0.58			8/29/15 17:46:00	N	IV
R1506803-032	Chromium, Hexavalent	N/A		Soil	0.00 mg/L	2.5900 g	0.96 mg/Kg U	1	0.11	0.96			8/29/15 17:53:00	N	IV
R1506803-032	Chromium, Hexavalent	N/A		Soil	0.00 mg/L	2.5900 g	0.96 mg/Kg U	1	0.11	0.96			8/29/15 18:02:00	N	IV
RQ1510029-01	Chromium, Hexavalent	CCV		Soil	0.52 mg/L	2.5 g	0.517 mg/L	1					8/29/15 18:56:00	N	IV
RQ1510029-06	Chromium, Hexavalent	CCB		Soil	0.00 mg/L	2.5 g	0.40 mg/Kg U	1	0.05	0.40			8/29/15 19:05:00	N	IV
RQ1510029-14	Chromium, Hexavalent	CCV		Soil	0.51 mg/L	2.5 g	0.509 mg/L	1					8/30/15 14:05:00	N	IV
RQ1510029-16	Chromium, Hexavalent	CCB		Soil	0.00 mg/L	2.5 g	0.40 mg/Kg U	1	0.05	0.40			8/30/15 14:13:00	N	IV
R1506803-006	Chromium, Hexavalent	N/A		Soil	0.00 mg/L	2.5000 g	0.48 mg/Kg U	1	0.06	0.48			8/30/15 14:22:00	N	IV
R1506803-006	Chromium, Hexavalent	N/A		Soil	0.00 mg/L	2.5000 g	0.48 mg/Kg U	1	0.06	0.48			8/30/15 14:30:00	N	IV
R1506803-007	Chromium, Hexavalent	N/A		Soil	0.01 mg/L	2.5600 g	0.43 mg/Kg U	1	0.05	0.43			8/30/15 14:37:00	N	IV
R1506803-007	Chromium, Hexavalent	N/A		Soil	0.01 mg/L	2.5600 g	0.43 mg/Kg U	1	0.05	0.43			8/30/15 14:46:00	N	IV
RQ1510029-13	Chromium, Hexavalent	CCV		Soil	0.52 mg/L	2.5 g	0.516 mg/L	1					8/30/15 14:53:00	N	IV
RQ1510029-15	Chromium, Hexavalent	CCB		Soil	0.00 mg/L	2.5 g	0.40 mg/Kg U	1	0.05	0.40			8/30/15 15:02:00	N	IV

E1029

# indicates Final Result is not yet adjusted for Solids because it has not yet been determined.

08-29-15 IC#5 7199 Analyst: CWoods Pipets: Top Bottom

Injection Number	Injection Name	Type	Level	Processing Method	Inject Time	Dilution	Comment
1	STANDARD 1	Calibration Standard	01	5-082915 RL	29/08/15 10:23	1.0	7199/218.6 RL
2	STANDARD 2	Calibration Standard	02	5-082915 RL	29/08/15 10:31	1.0	7199/218.6 RL
3	STANDARD 3	Calibration Standard	03	5-082915 RL	29/08/15 10:40	1.0	7199/218.6 RL
4	STANDARD 4	Calibration Standard	04	5-082915 RL	29/08/15 10:48	1.0	7199/218.6 RL
5	ICV	Unknown		5-082915 RL	29/08/15 10:57	1.0	7199/218.6 RL
6	ICB	Unknown		5-082915 RL	29/08/15 11:05	1.0	7199/218.6 RL
7	SOIL METHOD BLANK	Unknown		5-082915 RL	29/08/15 11:13	1.0	7199
8	SOIL METHOD BLANK	Unknown		5-082915 RL	29/08/15 11:22	1.0	7199 REPLICATE
9	SOIL LCS	Unknown		5-082915 RL	29/08/15 11:29	20.0	7199
10	SOIL LCS	Unknown		5-082915 RL	29/08/15 11:37	20.0	7199 REPLICATE
11	R1506803-008	Unknown		5-082915 RL	29/08/15 11:44	1.0	7199
12	R1506803-008	Unknown		5-082915 RL	29/08/15 11:53	1.0	7199 REPLICATE
13	R1506803-008 DUP	Unknown		5-082915 RL	29/08/15 12:00	1.0	7199
14	R1506803-008 DUP	Unknown	R6803	5-082915 RL	29/08/15 12:08	1.0	7199 REPLICATE
15	R1506803-008 SOL	Unknown		5-082915 RL	29/08/15 12:16	2.0	7199
16	R1506803-008 SOL	Unknown		5-082915 RL	29/08/15 12:24	2.0	7199 REPLICATE
17	CCV	Unknown	R6797	5-082915 RL	29/08/15 12:31	1.0	7199/218.6 RL
18	CCB	Unknown		5-082915 RL	29/08/15 12:40	1.0	7199/218.6 RL
19	R1506803-008 INSOL	Unknown		5-082915 RL	29/08/15 12:52	20.0	7199
20	R1506803-008 INSOL	Unknown		5-082915 RL	29/08/15 13:00	20.0	7199 REPLICATE
21	R1506803-008 PVS	Unknown	2 copies	5-082915 RL	29/08/15 13:07	2.0	7199
22	R1506803-008 PVS	Unknown		5-082915 RL	29/08/15 13:16	2.0	7199 REPLICATE
23	R1506803-009	Unknown		5-082915 RL	29/08/15 13:23	1.0	7199
24	R1506803-009	Unknown		5-082915 RL	29/08/15 13:31	1.0	7199 REPLICATE
25	R1506803-010	Unknown		5-082915 RL	29/08/15 13:38	1.0	7199
26	R1506803-010	Unknown		5-082915 RL	29/08/15 13:47	1.0	7199 REPLICATE
27	R1506803-011	Unknown		5-082915 RL	29/08/15 13:54	1.0	7199
28	R1506803-011	Unknown		5-082915 RL	29/08/15 14:03	1.0	7199 REPLICATE
29	CCV	Unknown		5-082915 RL	29/08/15 14:10	1.0	7199/218.6 RL
30	CCB	Unknown		5-082915 RL	29/08/15 14:18	1.0	7199/218.6 RL
31	R1506803-012	Unknown		5-082915 RL	29/08/15 14:27	1.0	7199
32	R1506803-012	Unknown		5-082915 RL	29/08/15 14:35	1.0	7199 REPLICATE
33	R1506803-013	Unknown		5-082915 RL	29/08/15 14:42	1.0	7199
34	R1506803-013	Unknown		5-082915 RL	29/08/15 14:51	1.0	7199 REPLICATE
35	R1506803-014	Unknown		5-082915 RL	29/08/15 14:58	1.0	7199

Reviewed & Approved

By: CK

Date: 8/31/15

00104

36	R1506803-014	Unknown	5-082915 RL	29/08/15 15:06	1.0	7199 REPLICATE
37	R1506803-015	Unknown	5-082915 RL	29/08/15 15:13	1.0	7199
38	R1506803-015	Unknown	5-082915 RL	29/08/15 15:22	1.0	7199 REPLICATE
39	R1506803-016	Unknown	5-082915 RL	29/08/15 15:29	1.0	7199
40	R1506803-016	Unknown	5-082915 RL	29/08/15 15:37	1.0	7199 REPLICATE
41	CCV	Unknown	5-082915 RL	29/08/15 15:45	1.0	7199/218.6 RL
42	CCB	Unknown	5-082915 RL	29/08/15 15:54	1.0	7199/218.6 RL
43	R1506803-017	Unknown	5-082915 RL	29/08/15 16:03	1.0	7199
44	R1506803-017	Unknown	5-082915 RL	29/08/15 16:11	1.0	7199 REPLICATE
45	R1506803-018	Unknown	5-082915 RL	29/08/15 16:18	1.0	7199
46	R1506803-018	Unknown	5-082915 RL	29/08/15 16:27	1.0	7199 REPLICATE
47	R1506803-028	Unknown	5-082915 RL	29/08/15 16:34	1.0	7199
48	R1506803-028	Unknown	5-082915 RL	29/08/15 16:43	1.0	7199 REPLICATE
49	R1506803-029	Unknown	5-082915 RL	29/08/15 16:50	1.0	7199
50	R1506803-029	Unknown	5-082915 RL	29/08/15 16:58	1.0	7199 REPLICATE
51	R1506803-030	Unknown	5-082915 RL	29/08/15 17:05	1.0	7199
52	R1506803-030	Unknown	5-082915 RL	29/08/15 17:14	1.0	7199 REPLICATE
53	CCV	Unknown	5-082915 RL	29/08/15 17:21	1.0	7199/218.6 RL
54	CCB	Unknown	5-082915 RL	29/08/15 17:30	1.0	7199/218.6 RL
55	R1506803-031	Unknown	5-082915 RL	29/08/15 17:38	1.0	7199
56	R1506803-031	Unknown	5-082915 RL	29/08/15 17:46	1.0	7199 REPLICATE
57	R1506803-032	Unknown	5-082915 RL	29/08/15 17:53	1.0	7199
58	R1506803-032	Unknown	5-082915 RL	29/08/15 18:02	1.0	7199 REPLICATE
59	SOIL METHOD BLANK	Unknown	5-082915 RL	29/08/15 18:09	1.0	7199
60	SOIL METHOD BLANK	Unknown	5-082915 RL	29/08/15 18:18	1.0	7199 REPLICATE
61	SOIL LCS	Unknown	5-082915 RL	29/08/15 18:25	20.0	7199
62	SOIL LCS	Unknown	5-082915 RL	29/08/15 18:33	20.0	7199 REPLICATE
63	R1506797-001	Unknown	5-082915 RL	29/08/15 18:40	1.0	7199
64	R1506797-001	Unknown	5-082915 RL	29/08/15 18:49	1.0	7199 REPLICATE
65	CCV	Unknown	5-082915 RL	29/08/15 18:56	1.0	7199/218.6 RL
66	CCB	Unknown	5-082915 RL	29/08/15 19:05	1.0	7199/218.6 RL
67	R1506797-002	Unknown	5-082915 RL	29/08/15 19:14	1.0	7199
68	R1506797-002	Unknown	5-082915 RL	29/08/15 19:23	1.0	7199 REPLICATE
69	R1506797-003	Unknown	5-082915 RL	29/08/15 19:30	1.0	7199
70	R1506797-003	Unknown	5-082915 RL	29/08/15 19:38	1.0	7199 REPLICATE
71	R1506797-004	Unknown	5-082915 RL	29/08/15 19:46	1.0	7199
72	R1506797-004	Unknown	5-082915 RL	29/08/15 19:54	1.0	7199 REPLICATE
73	R1506797-004 DUP	Unknown	5-082915 RL	29/08/15 20:01	1.0	7199
74	R1506797-004 DUP	Unknown	5-082915 RL	29/08/15 20:10	1.0	7199 REPLICATE

75	R1506797-004 SOL	Unknown	5-082915 RL	29/08/15 20:17	2.0	7199
76	R1506797-004 SOL	Unknown	5-082915 RL	29/08/15 20:25	2.0	7199 REPLICATE
77	CCV	Unknown	5-082915 RL	29/08/15 20:32	1.0	7199/218.6 RL
78	CCB	Unknown	5-082915 RL	29/08/15 20:41	1.0	7199/218.6 RL
79	R1506797-004 INSOL	Unknown	5-082915 RL	29/08/15 20:49	20.0	7199
80	R1506797-004 INSOL	Unknown	5-082915 RL	29/08/15 20:58	20.0	7199 REPLICATE
81	R1506797-004 PVS	Unknown	5-082915 RL	29/08/15 21:05	2.0	7199
82	R1506797-004 PVS	Unknown	5-082915 RL	29/08/15 21:13	2.0	7199 REPLICATE
83	R1506797-005	Unknown	5-082915 RL	29/08/15 21:20	1.0	7199
84	R1506797-005	Unknown	5-082915 RL	29/08/15 21:29	1.0	7199 REPLICATE
85	R1506797-006	Unknown	5-082915 RL	29/08/15 21:36	1.0	7199
86	R1506797-006	Unknown	5-082915 RL	29/08/15 21:45	1.0	7199 REPLICATE
87	R1506797-007	Unknown	5-082915 RL	29/08/15 21:52	1.0	7199
88	R1506797-007	Unknown	5-082915 RL	29/08/15 22:00	1.0	7199 REPLICATE
89	CCV	Unknown	5-082915 RL	29/08/15 22:07	1.0	7199/218.6 RL
90	CCB	Unknown	5-082915 RL	29/08/15 22:16	1.0	7199/218.6 RL
91	R1506797-008	Unknown	5-082915 RL	29/08/15 22:25	1.0	7199
92	R1506797-008	Unknown	5-082915 RL	29/08/15 22:34	1.0	7199 REPLICATE
93	R1506797-009	Unknown	5-082915 RL	29/08/15 22:41	1.0	7199
94	R1506797-009	Unknown	5-082915 RL	29/08/15 22:50	1.0	7199 REPLICATE
95	R1506797-010	Unknown	5-082915 RL	29/08/15 22:57	1.0	7199
96	R1506797-010	Unknown	5-082915 RL	29/08/15 23:05	1.0	7199 REPLICATE
97	R1506797-011	Unknown	5-082915 RL	29/08/15 23:13	1.0	7199
98	R1506797-011	Unknown	5-082915 RL	29/08/15 23:21	1.0	7199 REPLICATE
99	R1506797-015	Unknown	5-082915 RL	29/08/15 23:28	1.0	7199
100	R1506797-015	Unknown	5-082915 RL	29/08/15 23:37	1.0	7199 REPLICATE
101	CCV	Unknown	5-082915 RL	29/08/15 23:44	1.0	7199/218.6 RL
102	CCB	Unknown	5-082915 RL	29/08/15 23:52	1.0	7199/218.6 RL
103	R1506797-016	Unknown	5-082915 RL	30/08/15 00:01	1.0	7199
104	R1506797-016	Unknown	5-082915 RL	30/08/15 00:09	1.0	7199 REPLICATE
105	CCV	Unknown	5-082915 RL	30/08/15 00:16	1.0	7199/218.6 RL
106	CCB	Unknown	5-082915 RL	30/08/15 00:25	1.0	7199/218.6 RL
107	CCV	Unknown	5-082915 RL	30/08/15 14:05	1.0	7199/218.6 RL
108	CCB	Unknown	5-082915 RL	30/08/15 14:13	1.0	7199/218.6 RL
109	R1506803-006	Unknown	5-082915 RL	30/08/15 14:22	1.0	7199
110	R1506803-006	Unknown	5-082915 RL	30/08/15 14:30	1.0	7199 REPLICATE
111	R1506803-007	Unknown	5-082915 RL	30/08/15 14:37	1.0	7199
112	R1506803-007	Unknown	5-082915 RL	30/08/15 14:46	1.0	7199 REPLICATE
113	CCV	Unknown	5-082915 RL	30/08/15 14:53	1.0	7199/218.6 RL

114	CCB	Unknown	5-082915 RL	30/08/15 15:02	1.0	7199/218.6 RL

Preparation Information Benchsheet

Prep Run#: 243751 **Prep WorkFlow:** Gen Dig Cr6 **Status:** Prepped
Team: GenChem/CWOODS **Prep Method:** EPA 3060A **Prep Date/Time:** 8/27/15 04:07 PM

#	Lab Code	Client ID	B#	Amt. Ext.	Method /Test	pH	AE	BN	Final Vol	Sample Desc. (Initial/Final)	SpikeAmt./Inv. ID	Comments
1	RQ1510027-01	MB		2.5g	7199/Cr6				100.00mL			
2	RQ1510027-02	LCS		2.5g	7199/Cr6				100.00mL		10.2000 mg/54146	
3	R1506803-006	15229-SB-25-2	.01	2.5000g	7199/Cr6				100.00mL			
4	R1506803-007	15229-SB-23-2	.01	2.5600g	7199/Cr6				100.00mL			
5	R1506803-008	15229-SB-19-2	.01	2.5700g	7199/Cr6				100.00mL			
6	RQ1510027-03	R1506803-008 DUP	.01	2.5300g	7199/Cr6				100.00mL			
7	RQ1510027-04	R1506803-008 MS	.01	2.6000g	7199/Cr6				100.00mL		1.0000 mL/81228	
8	RQ1510027-05	R1506803-008 MS	.01	2.5900g	7199/Cr6				100.00mL		10.2000 mg/54146	
9	R1506803-009	15229-SB-24-2	.01	2.5100g	7199/Cr6				100.00mL			
10	R1506803-010	15229-SB-22-2	.01	2.5600g	7199/Cr6				100.00mL			
11	R1506803-011	15229-SB-21-2	.01	2.5400g	7199/Cr6				100.00mL			
12	R1506803-012	15229-SB-18-2	.01	2.5500g	7199/Cr6				100.00mL			
13	R1506803-013	15229-SB-14-2	.01	2.5200g	7199/Cr6				100.00mL			
14	R1506803-014	15229-SB-13-2	.01	2.5g	7199/Cr6				100.00mL			
15	R1506803-015	15229-SB-20-2	.01	2.5500g	7199/Cr6				100.00mL			
16	R1506803-016	15230-SB-15-2	.01	2.5400g	7199/Cr6				100.00mL			
17	R1506803-017	15230-SB-16-2	.01	2.5200g	7199/Cr6				100.00mL			
18	R1506803-018	15230-SB-17-2	.01	2.5200g	7199/Cr6				100.00mL			
19	R1506803-028	15231-SD-5	.01	2.5900g	7199/Cr6				100.00mL			
20	R1506803-029	15231-SD-6	.01	2.5400g	7199/Cr6				100.00mL			
21	R1506803-030	15231-SD-7	.01	2.5900g	7199/Cr6				100.00mL			
22	R1506803-031	15231-SD-8	.01	2.5g	7199/Cr6				100.00mL			
23	R1506803-032	15231-SD-9	.01	2.5900g	7199/Cr6				100.00mL			

Spiking Solutions

Name: Lead (11) Chromate Inventory ID 54146 Logbook Ref: WC112202F Expires On: 01/18/2018 Lot #: 10160719

Name: Chromium (VI) (Hexavalent) 100 ppm Cı Inventory ID 81228 Logbook Ref: Fresh Daily Expires On: 08/31/2016

Preparation Steps

Step: Digestion
Started: 8/27/15 16:07
Finished: 8/27/15 17:07
By: CWOODS
Comments

Preparation Information Benchsheet

Prep Run#: 243751
Team: GenChem/CWOODS

Prep WorkFlow: Gen Dig Cr6
Prep Method: EPA 3060A

Status: Prepped
Prep Date/Time: 8/27/15 04:07 PM

Comments: _____

Reviewed By: _____ Date: _____

Chain of Custody

Relinquished By: _____ Date: _____

Received By: _____ Date: _____

Extracts Examined
Yes No

Hexavalent Chromium Soils Method: EPA 3060A FOR ANALYSIS BY 7199 - INITIAL DIGESTION (Page 1)

Analyst: CWoods Date: 8/27/15 Pipet ID: Top

ALS Environmental
Rochester, NY

A) Digest Time Start: 1607 Stop: 1707 B) Digest Time Start: — Stop: —

Filters: Brand: Pall Type: Nylon Membrane Pore Size: 0.45 um. Digest Solution: pH: 13.39

pH Meter ID: pHat Albert Balance ID: R-Balance-01

#	Method	Order #	Sample Amt. (g.)	Digest Sol. (mL)	Final Vol. (mL)	pH Adjust	pH Adjust Date	Filtered Digestate Color/Comments	Deg. C @ # minutes Observed 0	Observed 30	Observed 60	Corrected 0	Corrected 30	Corrected 60	CF	Therm ID
1	7199	MB	2.50	50	100	9.44	8/29/15	colorless, clear	91	92	93	91	92	93	0	366
2		LCS	2.50	50	100	9.29	8/29/15	+10.2mg PbCrO4 yellow, clear	92	94	91	93	95	92	1.2	368
3		R1506803-006	2.50	50	100	9.39	8/29/15	black, opaque	91	90	93	91	90	93	-0.4	381
4		R1506803-007	2.56	50	100	9.40	8/29/15	brown, clear	93	93	95	92	92	94	-1	382
5		R1506803-008	2.57	50	100	9.09	8/29/15	yellow, clear	93	95	92	91	93	90	-1.6	383
6		6803-008 D	2.53	50	100	9.22	8/29/15	yellow, clear	93	93	93	93	93	93	-0.3	384
7		6803-008 S	2.60	50	100	9.42	8/29/15	+1.0mL 1ppm Std. yellow, clear	95	91	94	94	90	93	-1.5	385
8		6803-008 I	2.59	50	100	9.12	8/29/15	+10.2mg PbCrO4 yellow, clear	93	94	95	92	93	94	-1.3	386
9		R1506803-009	2.51	50	100	9.24	8/29/15	brown, clear	93	93	95	92	92	94	-0.9	387
10		R1506803-010	2.56	50	100	9.38	8/29/15	brown, clear	94	91	94	93	90	93	-0.9	388
11		R1506803-011	2.54	50	100	9.18	8/29/15	brown, clear	93	93	92	93	93	92	-0.3	389
12		R1506803-012	2.55	50	100	9.28	8/29/15	brown, clear	90	92	94	90	92	94	-0.5	390
13		R1506803-013	2.52	50	100	9.01	8/29/15	brown, clear	93	94	94	92	93	93	-0.6	391
14		R1506803-014	2.50	50	100	9.48	8/29/15	brown, clear	92	94	96	91	93	95	-1.2	392
15		R1506803-015	2.55	50	100	9.49	8/29/15	brown, clear	93	92	91	92	91	90	-0.9	393
16		R1506803-016	2.54	50	100	9.17	8/29/15	yellow, clear	94	93	93	93	92	92	-1.4	394
17		R1506803-017	2.52	50	100	9.04	8/29/15	brown, clear	93	91	93	92	90	92	-1.5	395
18		R1506803-018	2.52	50	100	9.19	8/29/15	black, opaque	93	91	90	93	91	90	0	107
19		R1506803-028	2.59	50	100	9.02	8/29/15	brown, clear	91	91	90	91	91	90	-0.5	142

Cr6+ Stocks: Standard: WC1400666D
Reference: WC1401152H

Insoluble LCS: added 10.2 mg of PbCrO4 per 0.0025 kg sample = 4080 mg/kg x 0.161 (%Cr) = 657 mg/Kg Cr6+

Spike Witness: —

$PbCrO_4$ Log = WC1122202F

I:\ACQUDATA\WetChem\Cr6-soils\2015\082715PrepA

Template-Cr6Digest-r1 4/30/13

Hexavalent Chromium Soils Method: EPA 3060A FOR ANALYSIS BY 7199 - SECOND DIGESTION (Page 2)

Analyst: CWoods Date: 8/27/15 Pipet ID: Top

ALS Environmental
Rochester, NY

A) Digest Time Start: 1607 Stop: 1707 B) Digest Time Start: — Stop: —

Filters: Brand: Pall Type: Nylon Membrane Pore Size: 0.45 um. Digest Solution: pH: 13.39

pH Meter ID: pHat Albert Balance ID: R-Balance-01

#	Method	Order #	Sample Amt. (g.)	Digest Sol. (mL)	Final Vol. (mL)	pH Adjust	pH Adjust Date	Filtered Digestate Color/Comments	Deg. C @ # minutes Observed 0	30	60	Corrected 0	30	60	CF	Therm ID
1	7199	R1506803-029	2.54	50	100	9.29	8/29/15	black, opaque	93	94	95	93	94	95	-0.5	36
2		R1506803-030	2.59	50	100	9.25	8/29/15	black, opaque	95	91	94	95	91	94	0.3	313
3		R1506803-031	2.50	50	100	9.45	8/29/15	brown, clear	91	93	91	93	95	93	1.7	343
4		R1506803-032	2.59	50	100	9.32	8/29/15	black, opaque	93	92	94	94	93	95	0.6	203
5																
6																
7																
8																
9																
10																
11																
12																
13																
14																
15																
16																
17																
18																
19																

8/29/15

00111

Cr^{6+} Stocks: Standard: WC140066D
Reference: WC140152H

Insoluble LCS: added — mg of PbCrO4 per — kg sample = — mg/kg x 0.161 (%Cr) = — mg/Kg Cr6+
Spike Witness: —
$PbCrO_4$ Log = WC112202F

I:\ACQUDATA\WetChem\Cr6-soils\2015\082715PrepA

Template-Cr6Digest-r1 4/30/13

ALS Environmental
Rochester, NY

Analyst: C Woods
Date: 8/30/15
Pipet ID: Bottom

Hexavalent Chromium

Method: _____EPA 7196A, Manual Colorimetric
_✓_ 7199, IC
_____218.6, IC

Post-Verification Spike (PVS) Calculations

True Value = $\frac{A \times B}{C}$

Note: Calculations based on sample result and PVS expressed in mg/L before dilution or digest factors

Order #	Original Result mg/L on curve	Vol. (mL) of Spk Added (A)	Conc. (mg/L) of Spk Sol'n (B)	Digestate Vol. (mL) spk'd (C)	PVS True Value (mg/L)	Spike Result (mg/L)	Percent Recovery
R1506803-008	0.0267	0.10	100	10	1.00	1.0106	98.4%
R1506803-008	0.0262	0.10	100	10	1.00	1.0155	98.9%
R1506797-004	<MRL	0.10	100	10	1.00	1.0067	101%
R1506797-004	< MRL	0.10	100	10	1.00	1.0054	101%

8/30/15

90172

Sample Dilutions

Analyst: LWoods Date: 8/29/15

Instrument: IC5 Analysis: 7197

	Sample ID	1st Dilution				2nd Dilution			3nd Dilution		
		mL's of Sample	mL's of Diluent	Matrix of Diluent	Dilution Factor	mL's of 1st Dilution	mL's of Diluent	Dilution Factor	mL's of 2nd Dilution	mL's of Diluent	Dilution Factor
1	Soil LSS	0.5	9.5	Buffered DI	20						
2	6803-008 SOL	5	5	—	2						
3	6803-008 INSOL	0.5	9.5		20						
4	6803-008 PVS	5	5		2						
5	Soil LCS	0.5	9.5		20						
6	6797-004 SOL	5	5		2						
7	6797-004 INSOL	0.5	9.5		20						
8	6797-004 PVS	5	5	↓	2						
9											
10											
11											
12											
13											
14											
15											
16											
17											
18											
19											
20											
21											
22											
23											
24											
25											
26											
27											
28											

Peak Integration Report

Sample Name:	**STANDARD 1**	*Inj. Vol.:*	**300.00**
Injection Type:	**Calibration Standard**	*Dilution Factor:*	**1.0000**
Processing Method:	**5-082915 RL**	*Injection Number:*	**1**
Inj. Date / Time:	**29-Aug-2015 / 10:23**	*Sample Comment:*	**7199/218.6 RL**

No.	Time min	Peak Name	Peak Type	Area mAU*min	Height mAU	Amount n.a.

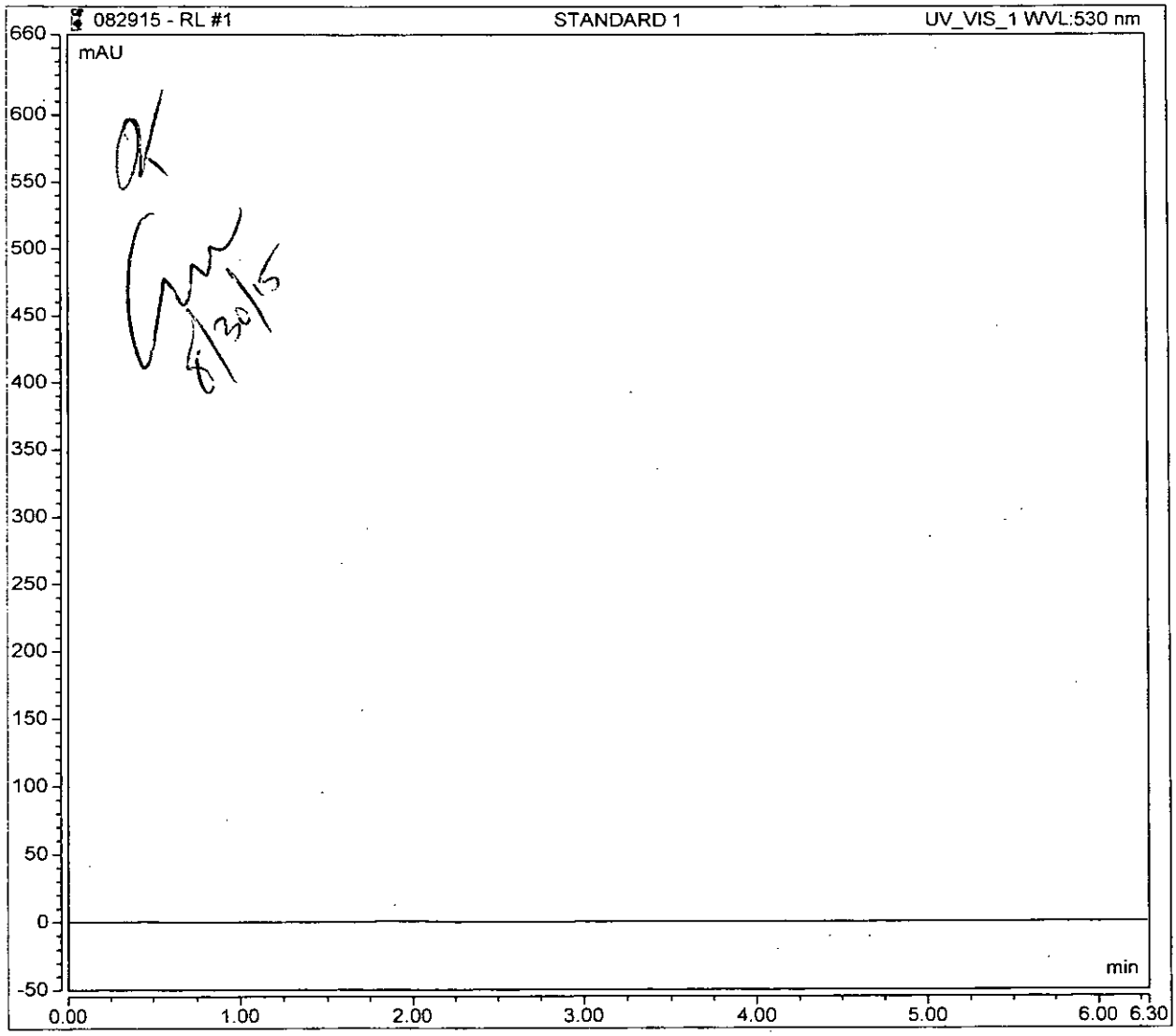

OK
8/30/15

Chromeleon (c) Dionex 1996-2009
Version 7.1.1.1127

Peak Integration Report

Sample Name:	**STANDARD 2**	*Inj. Vol.:*	**300.00**
Injection Type:	**Calibration Standard**	*Dilution Factor:*	**1.0000**
Processing Method:	**5-082915 RL**	*Injection Number:*	**2**
Inj. Date / Time:	**29-Aug-2015 / 10:31**	*Sample Comment:*	**7199/218.6 RL**

No.	Time min	Peak Name	Peak Type	Area mAU*min	Height mAU	Amount ppm
1	4.04	Cr(VI)	BMB	1.493	5.208	0.0098

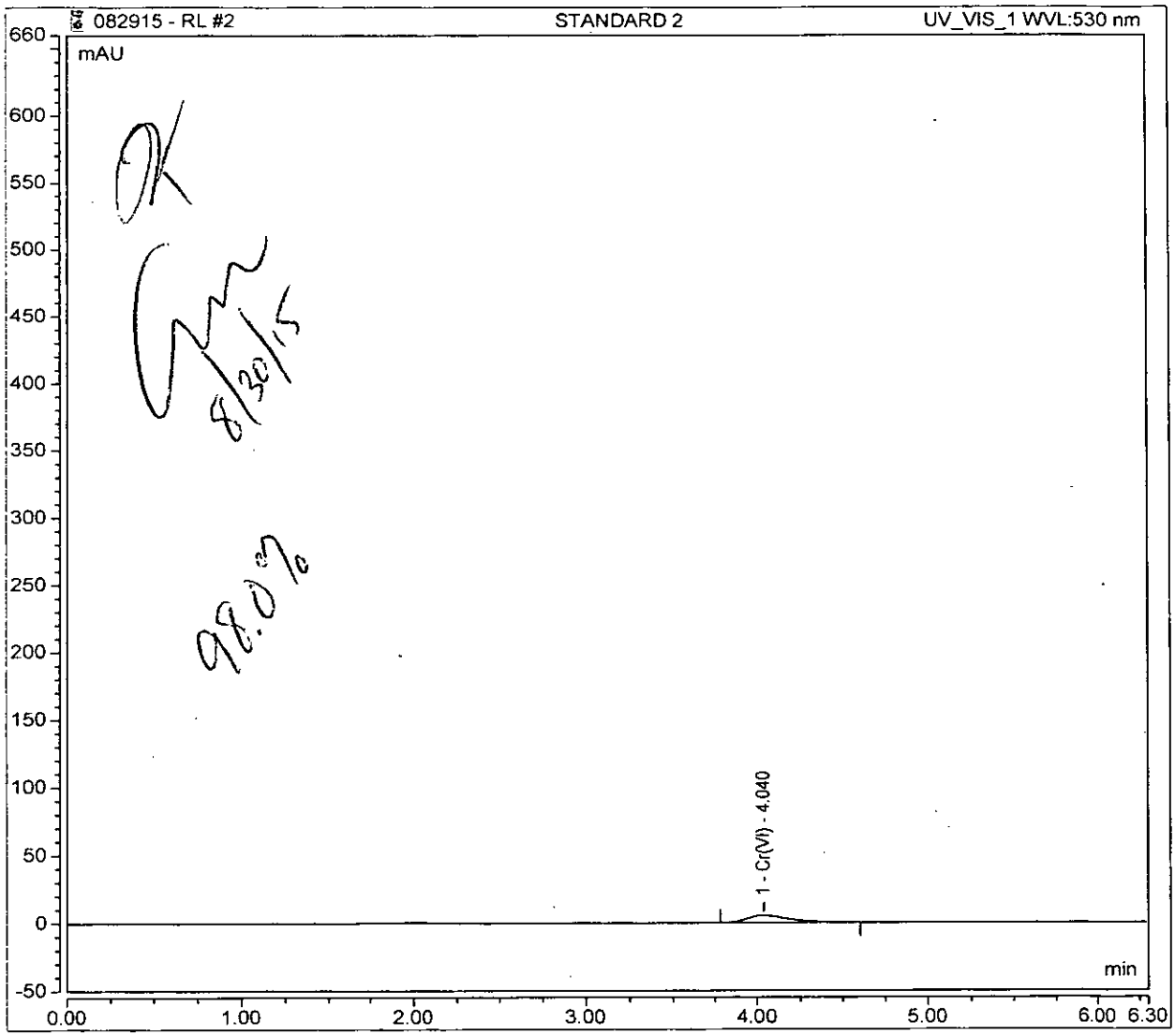

OK
8/30/15
98.0%

Peak Integration Report

Sample Name:	**STANDARD 3**	*Inj. Vol.:*	**300.00**
Injection Type:	**Calibration Standard**	*Dilution Factor:*	**1.0000**
Processing Method:	**5-082915 RL**	*Injection Number:*	**3**
Inj. Date / Time:	**29-Aug-2015 / 10:40**	*Sample Comment:*	**7199/218.6 RL**

No.	Time min	Peak Name	Peak Type	Area mAU*min	Height mAU	Amount ppm
1	4.04	Cr(VI)	BMB	15.579	52.263	0.1012

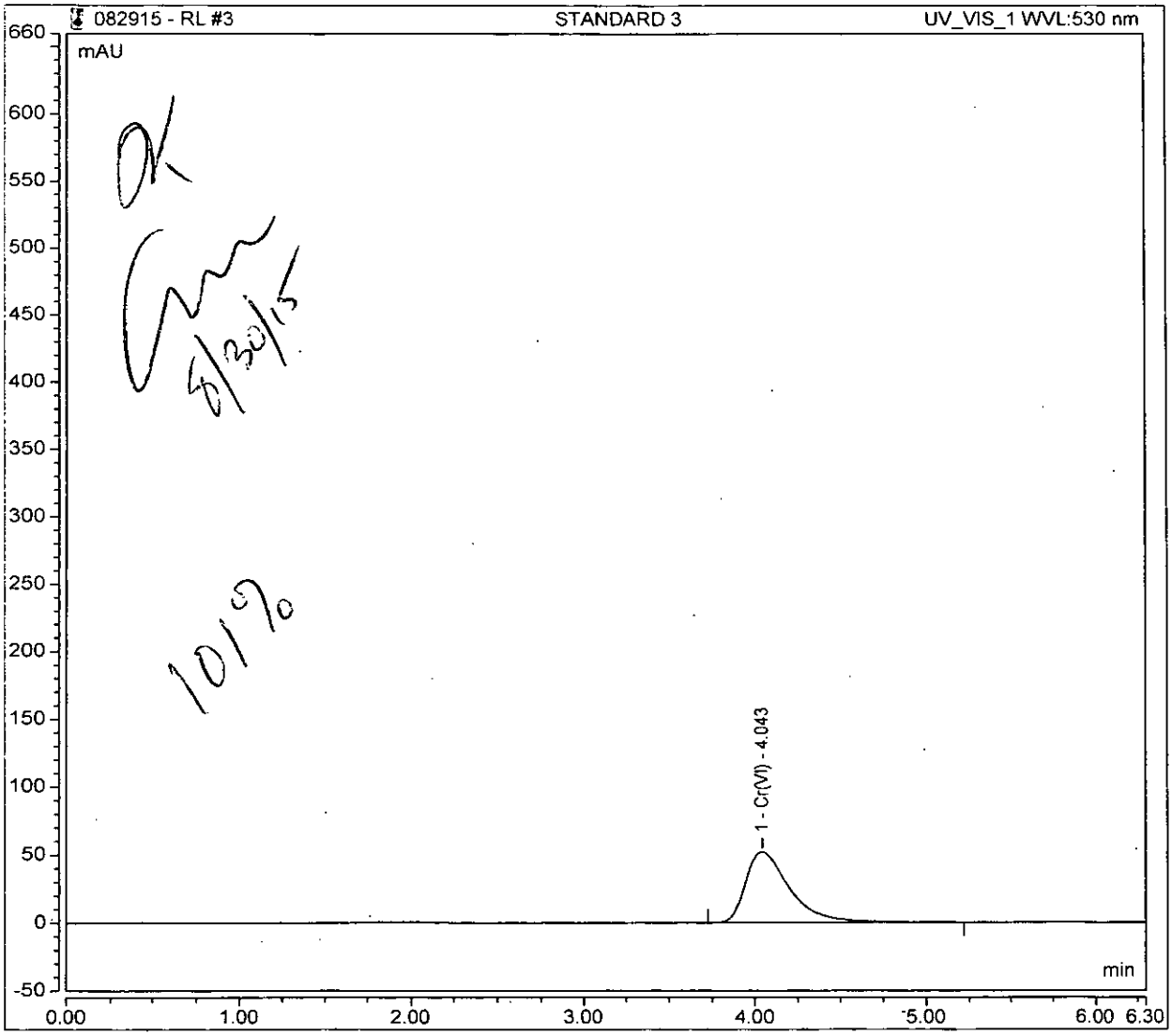

OK
8/30/15
101%

Chromeleon (c) Dionex 1996-2009
Version 7.1.1.1127

Peak Integration Report

Sample Name:	**STANDARD 4**	*Inj. Vol.:*	**300.00**
Injection Type:	**Calibration Standard**	*Dilution Factor:*	**1.0000**
Processing Method:	**5-082915 RL**	*Injection Number:*	**4**
Inj. Date / Time:	**29-Aug-2015 / 10:48**	*Sample Comment:*	**7199/218.6 RL**

No.	Time min	Peak Name	Peak Type	Area mAU*min	Height mAU	Amount ppm
1	4.04	Cr(VI)	BMB	153.913	511.163	0.9990

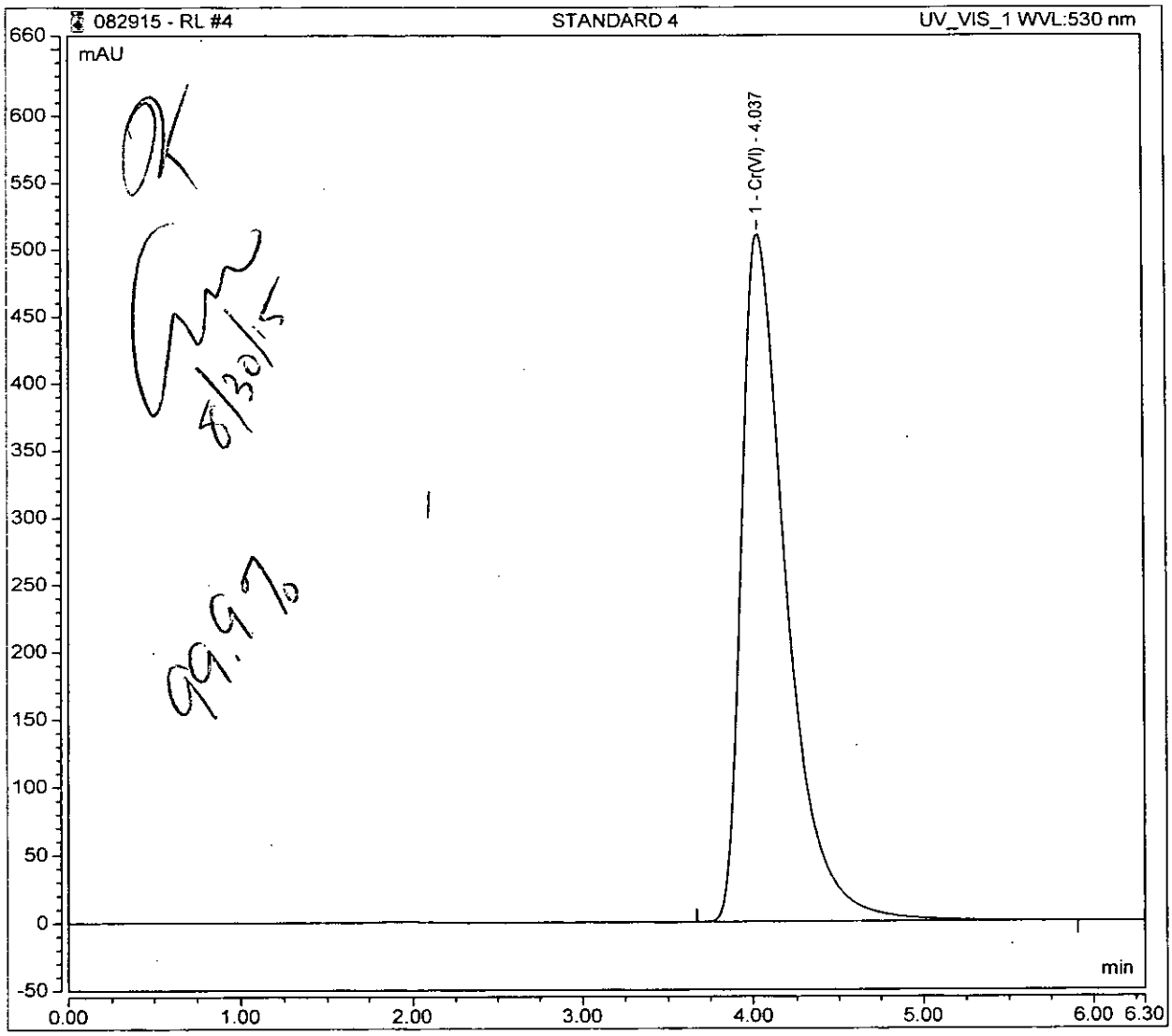

OK
8/30/15
99.9%

Peak Integration Report

Sample Name:	ICV	*Inj. Vol.:*	300.00
Injection Type:	Unknown	*Dilution Factor:*	1.0000
Processing Method:	5-082915 RL	*Injection Number:*	5
Inj. Date / Time:	29-Aug-2015 / 10:57	*Sample Comment:*	7199/218.6 RL

No.	Time min	Peak Name	Peak Type	Area mAU*min	Height mAU	Amount ppm
1	4.04	Cr(VI)	BMB	77.443	259.614	0.5027

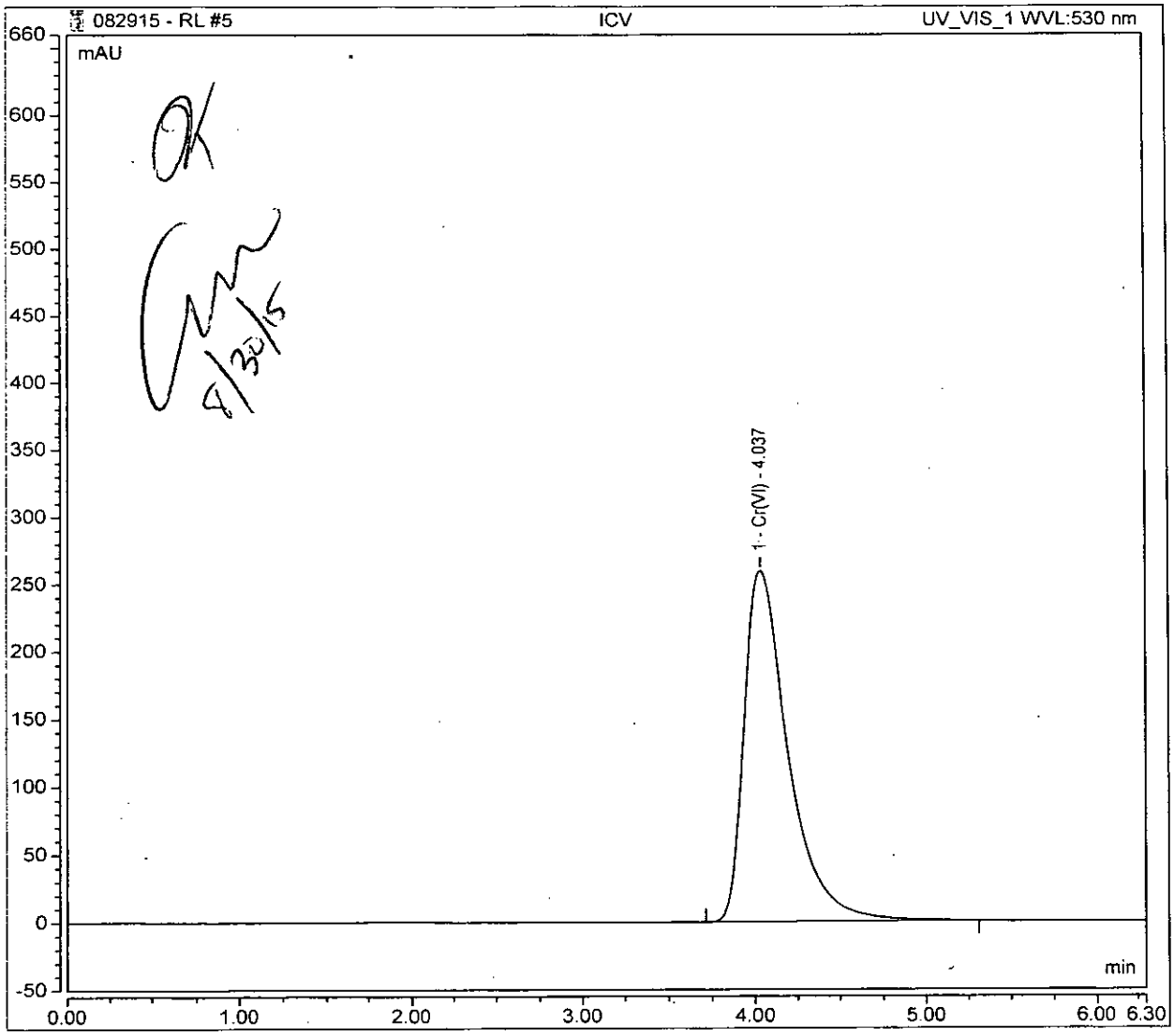

OK

9/30/15

Peak Integration Report

Sample Name:	**ICB**	*Inj. Vol.:*	**300.00**
Injection Type:	**Unknown**	*Dilution Factor:*	**1.0000**
Processing Method:	**5-082915 RL**	*Injection Number:*	**6**
Inj. Date / Time:	**29-Aug-2015 / 11:05**	*Sample Comment:*	**7199/218.6 RL**

No.	Time min	Peak Name	Peak Type	Area mAU*min	Height mAU	Amount n.a.



OK

8/30/15

Chromeleon (c) Dionex 1996-2009
Version 7.1.1.1127

Peak Integration Report

Sample Name:	**SOIL METHOD BLANK**	*Inj. Vol.:*	**300.00**
Injection Type:	**Unknown**	*Dilution Factor:*	**1.0000**
Processing Method:	**5-082915 RL**	*Injection Number:*	**7**
Inj. Date / Time:	**29-Aug-2015 / 11:13**	*Sample Comment:*	**7199**

No.	Time min	Peak Name	Peak Type	Area mAU*min	Height mAU	Amount n.a.

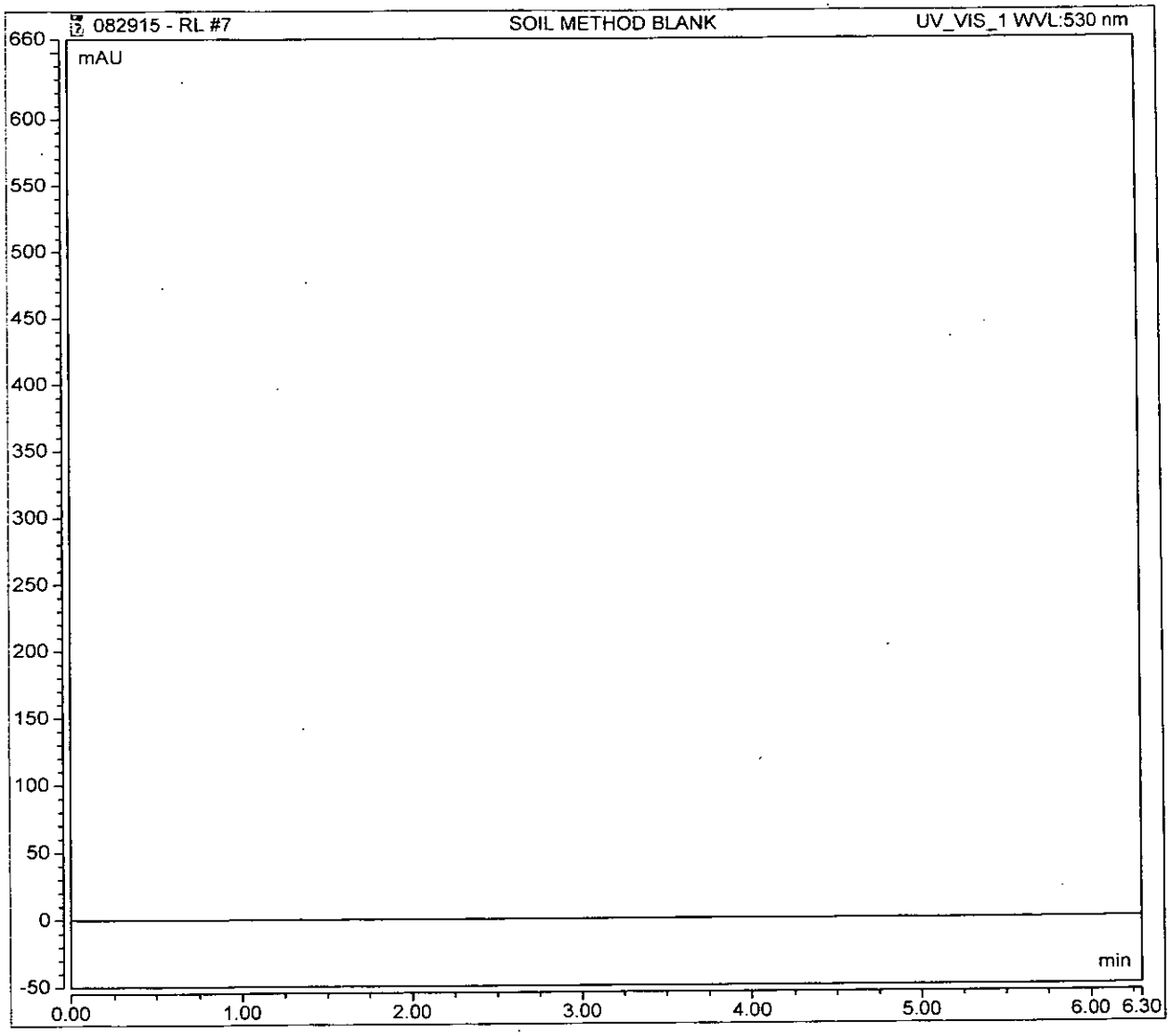

Chromeleon (c) Dionex 1996-2009
Version 7.1.1.1127

00120

Peak Integration Report

Sample Name:	**SOIL METHOD BLANK**	*Inj. Vol.:*	**300.00**
Injection Type:	**Unknown**	*Dilution Factor:*	**1.0000**
Processing Method:	**5-082915 RL**	*Injection Number:*	**8**
Inj. Date / Time:	**29-Aug-2015 / 11:22**	*Sample Comment:*	**7199 REPLICATE**

No.	Time min	Peak Name	Peak Type	Area mAU*min	Height mAU	Amount n.a.

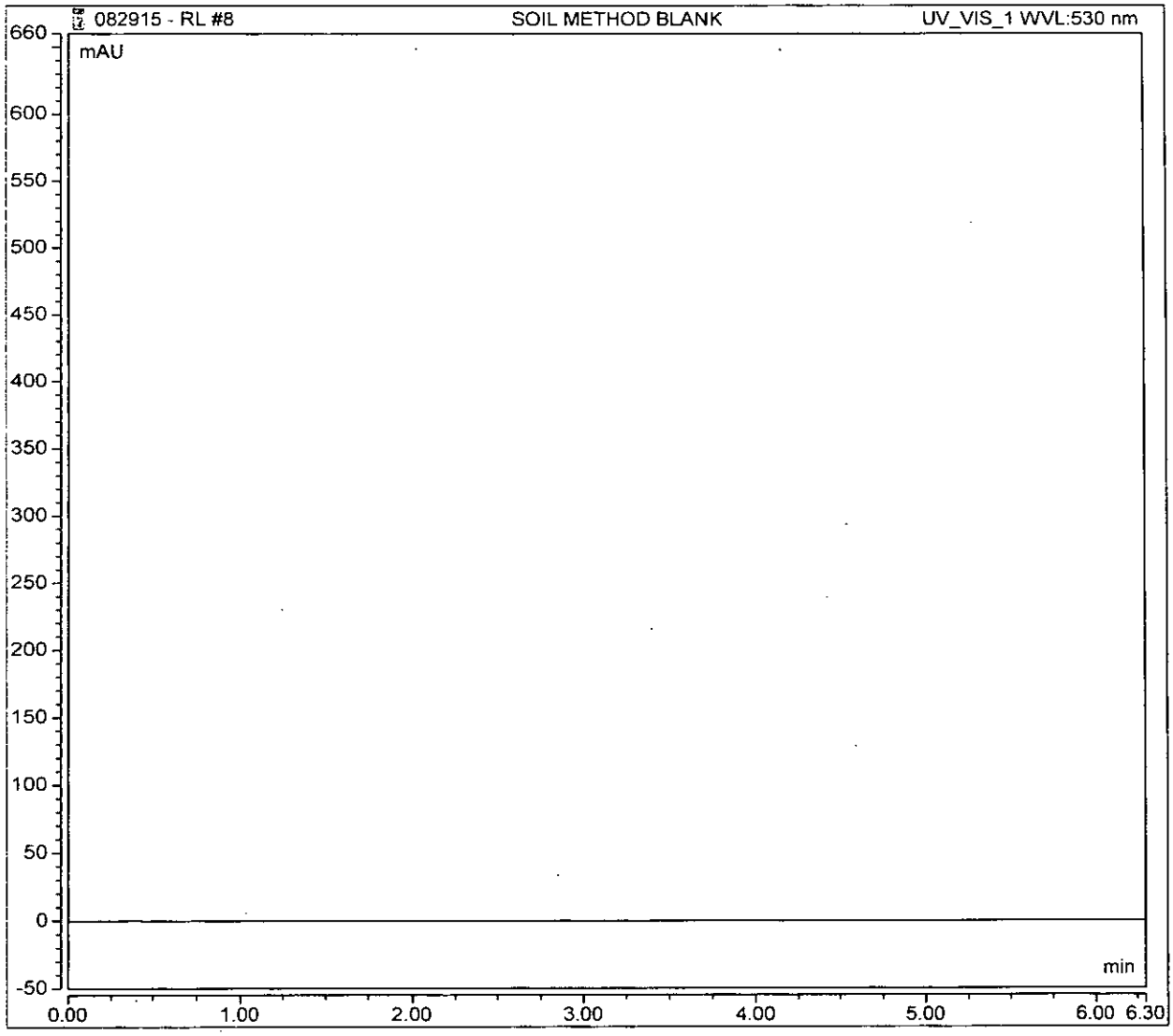

Chromeleon (c) Dionex 1996-2009
Version 7.1.1.1127

Peak Integration Report

Sample Name:	**SOIL LCS**	*Inj. Vol.:*	**300.00**
Injection Type:	**Unknown**	*Dilution Factor:*	**20.0000**
Processing Method:	**5-082915 RL**	*Injection Number:*	**9**
Inj. Date / Time:	**29-Aug-2015 / 11:29**	*Sample Comment:*	**7199**

No.	Time min	Peak Name	Peak Type	Area mAU*min	Height mAU	Amount ppm
1	4.04	Cr(VI)	BMB	128.775	422.951	16.7171

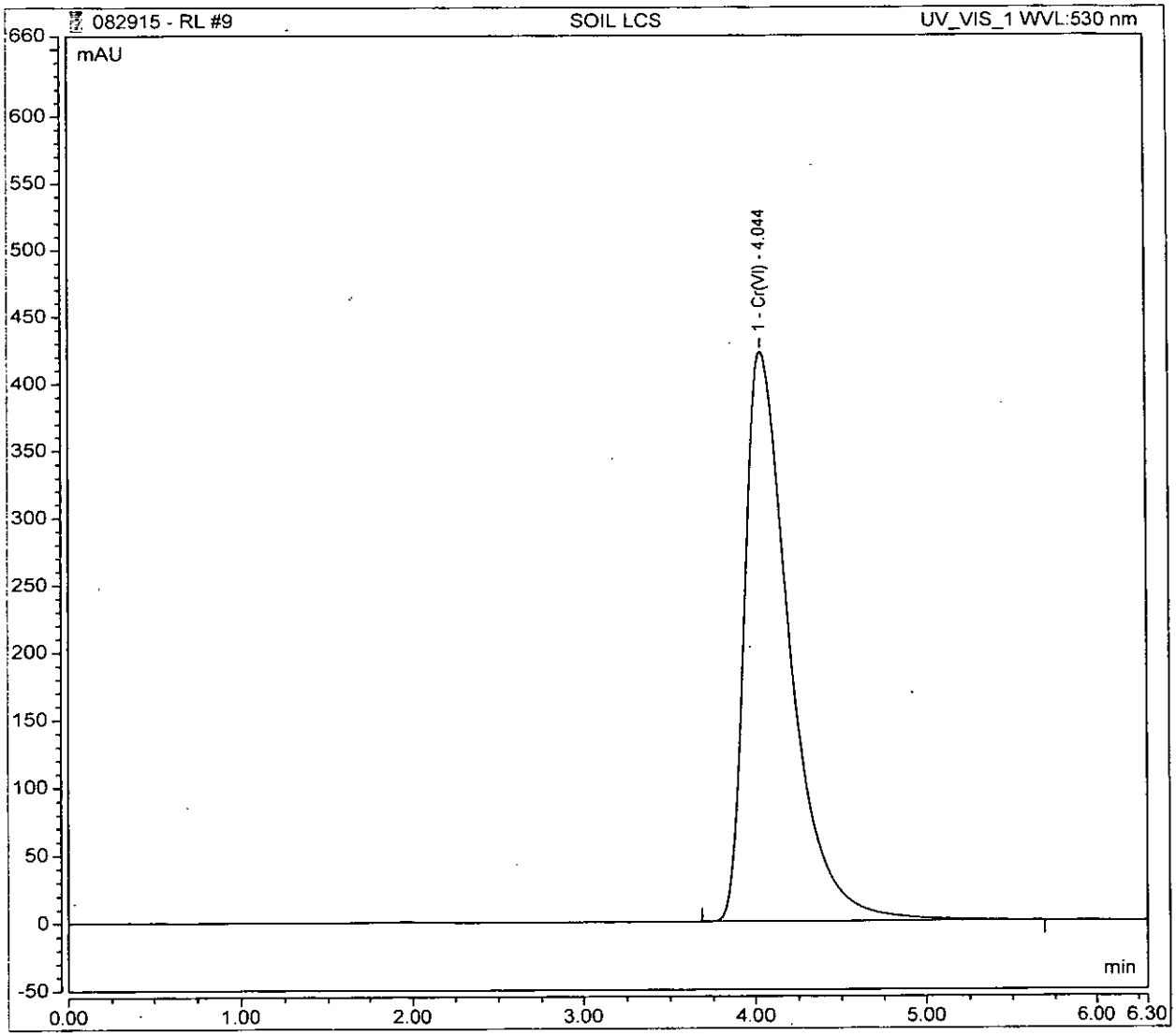

Chromeleon (c) Dionex 1996-2009
Version 7.1.1.1127

00122

Peak Integration Report

Sample Name:	**SOIL LCS**	*Inj. Vol.:*	**300.00**
Injection Type:	**Unknown**	*Dilution Factor:*	**20.0000**
Processing Method:	**5-082915 RL**	*Injection Number:*	**10**
Inj. Date / Time:	**29-Aug-2015 / 11:37**	*Sample Comment:*	**7199 REPLICATE**

No.	Time min	Peak Name	Peak Type	Area mAU*min	Height mAU	Amount ppm
1	4.03	Cr(VI)	BMB	128.130	422.046	16.6334

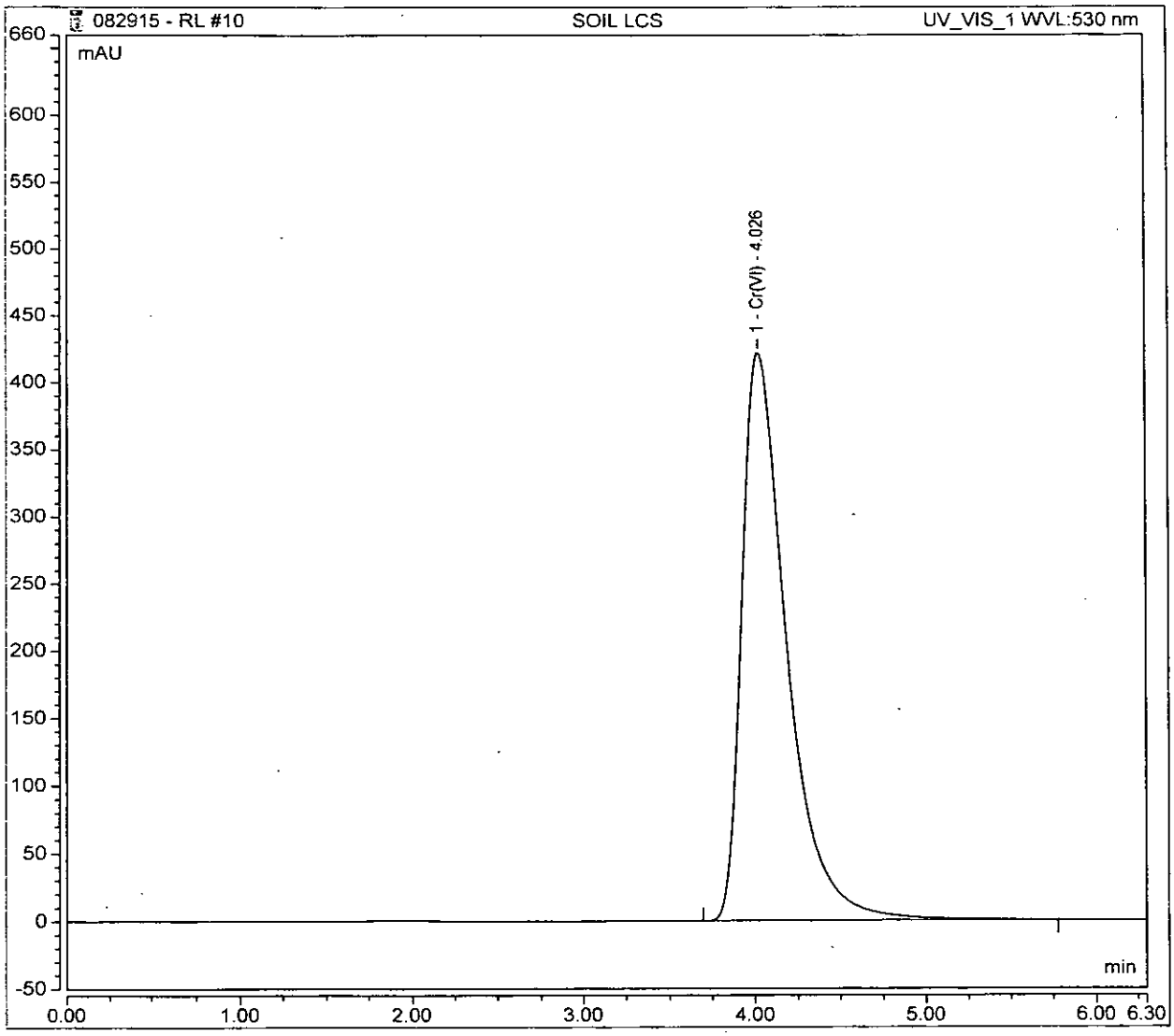

Peak Integration Report

Sample Name:	**R1506803-008**	*Inj. Vol.:*	**300.00**
Injection Type:	**Unknown**	*Dilution Factor:*	**1.0000**
Processing Method:	**5-082915 RL**	*Injection Number:*	**11**
Inj. Date / Time:	**29-Aug-2015 / 11:44**	*Sample Comment:*	**7199**

No.	Time min	Peak Name	Peak Type	Area mAU*min	Height mAU	Amount ppm
1	3.90	Cr(VI)	BMB	4.093	9.782	0.0267

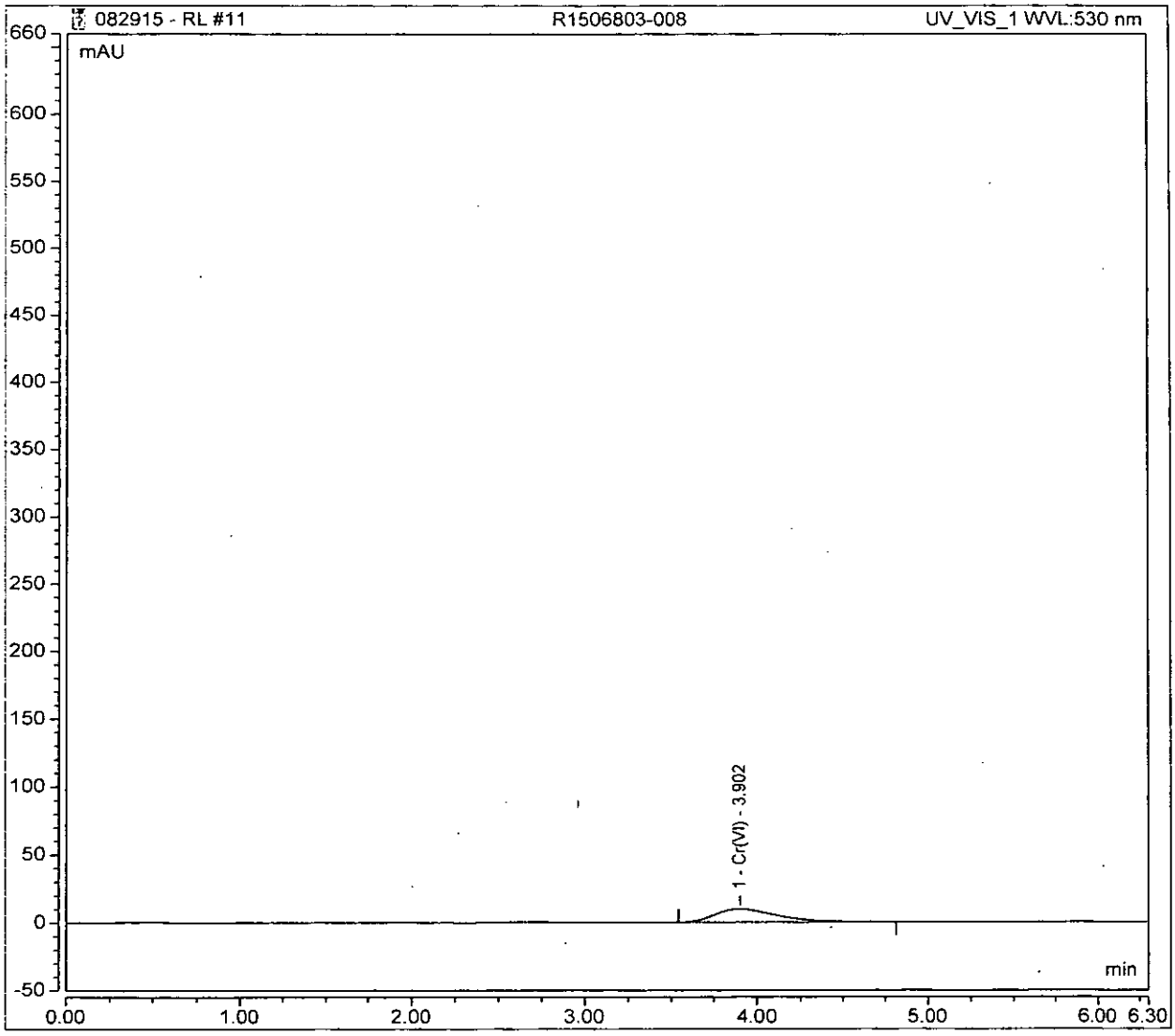

Peak Integration Report

Sample Name:	**R1506803-008**	*Inj. Vol.:*	**300.00**
Injection Type:	**Unknown**	*Dilution Factor:*	**1.0000**
Processing Method:	**5-082915 RL**	*Injection Number:*	**12**
Inj. Date / Time:	**29-Aug-2015 / 11:53**	*Sample Comment:*	**7199 REPLICATE**

No.	Time min	Peak Name	Peak Type	Area mAU*min	Height mAU	Amount ppm
1	3.91	Cr(VI)	BMB	4.020	9.682	0.0262

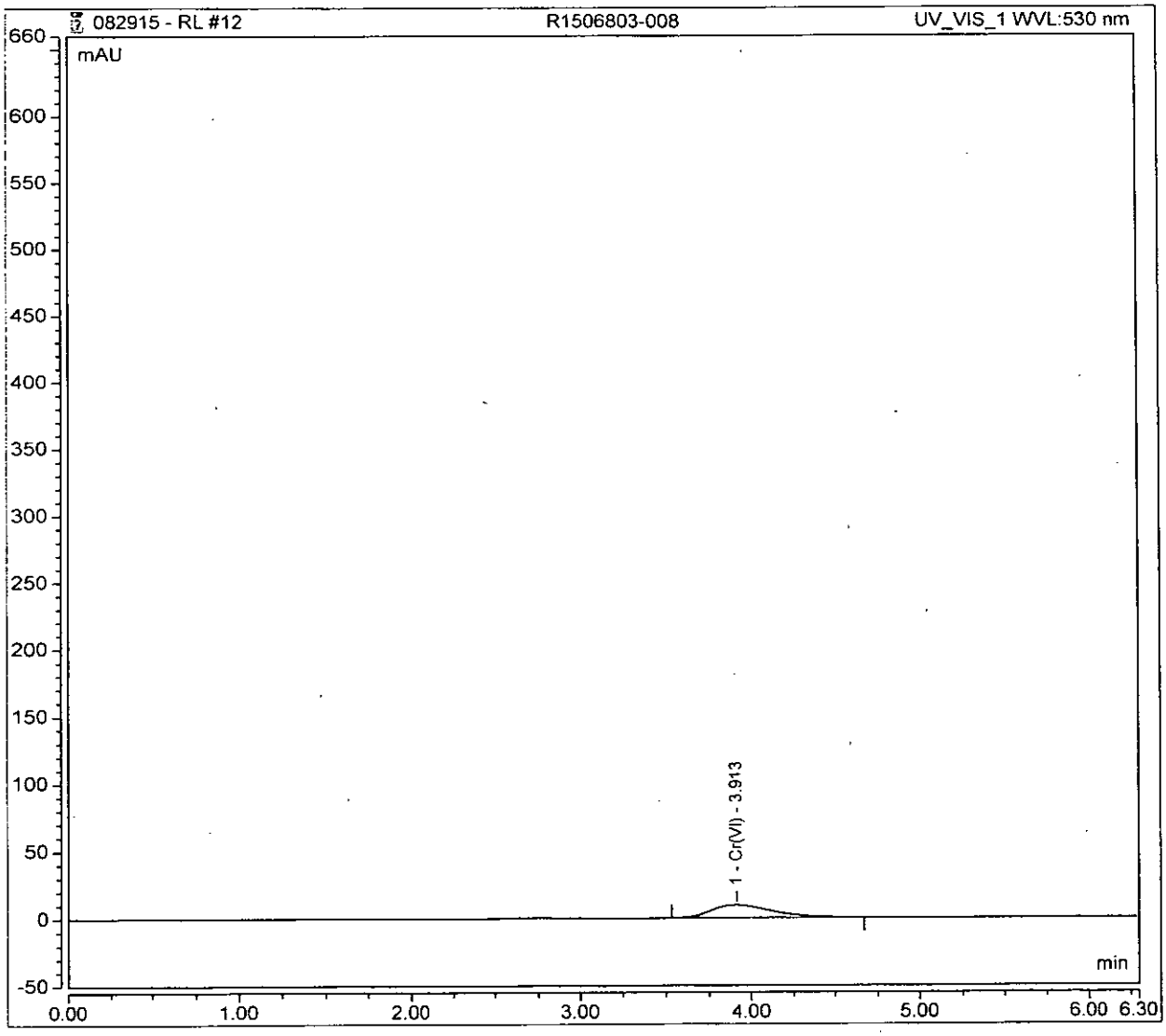

Chromeleon (c) Dionex 1996-2009
Version 7.1.1.1127

00125

Peak Integration Report

Sample Name:	**R1506803-008 DUP**	*Inj. Vol.:*	**300.00**
Injection Type:	**Unknown**	*Dilution Factor:*	**1.0000**
Processing Method:	**5-082915 RL**	*Injection Number:*	**13**
Inj. Date / Time:	**29-Aug-2015 / 12:00**	*Sample Comment:*	**7199**

No.	Time min	Peak Name	Peak Type	Area mAU*min	Height mAU	Amount ppm
1	3.92	Cr(VI)	BMB	3.809	9.255	0.0248

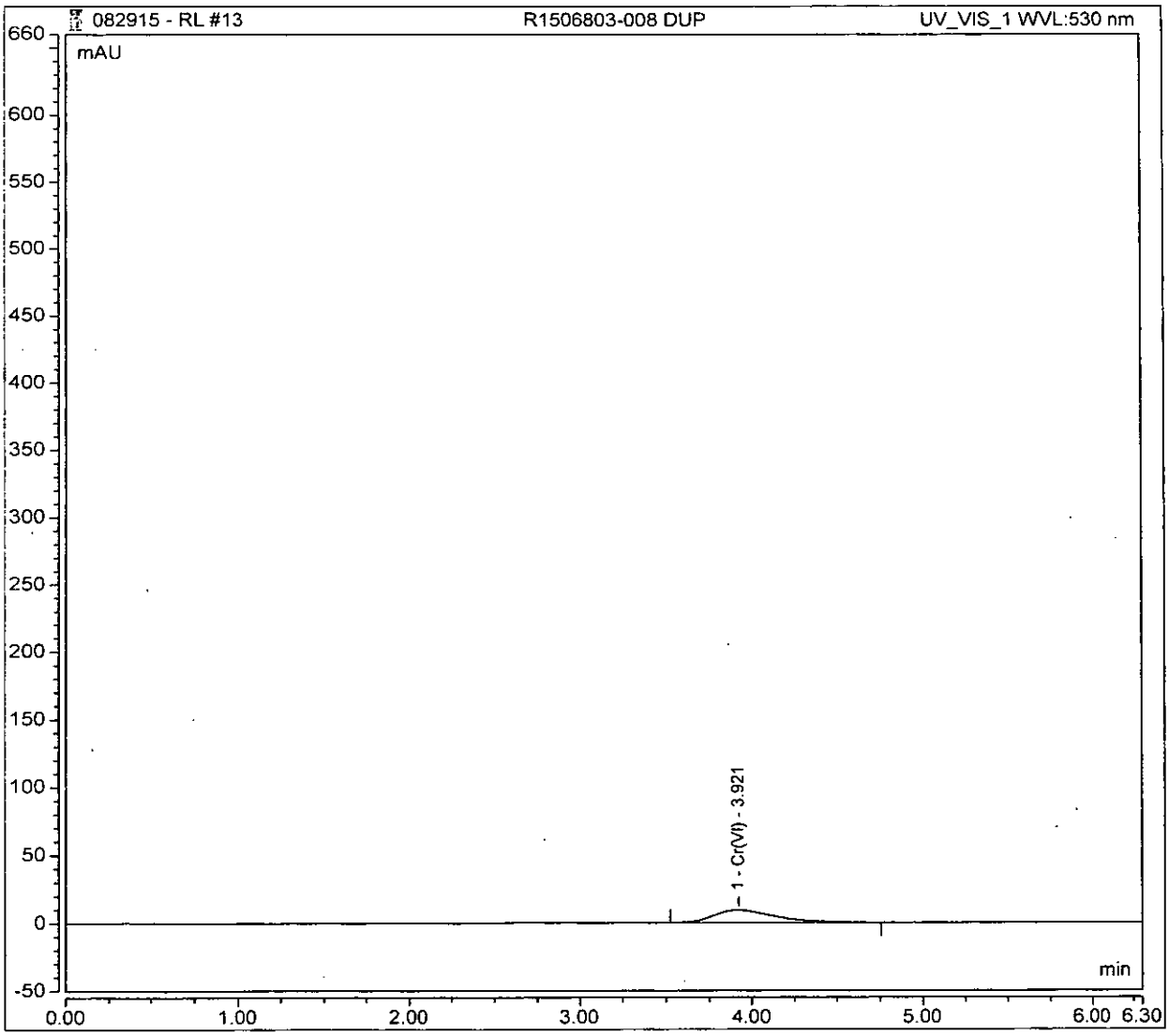

Peak Integration Report

Sample Name:	**R1506803-008 DUP**	*Inj. Vol.:*	**300.00**
Injection Type:	**Unknown**	*Dilution Factor:*	**1.0000**
Processing Method:	**5-082915 RL**	*Injection Number:*	**14**
Inj. Date / Time:	**29-Aug-2015 / 12:08**	*Sample Comment:*	**7199 REPLICATE**

No.	Time min	Peak Name	Peak Type	Area mAU*min	Height mAU	Amount ppm
1	3.93	Cr(VI)	BMB	3.835	9.271	0.0250

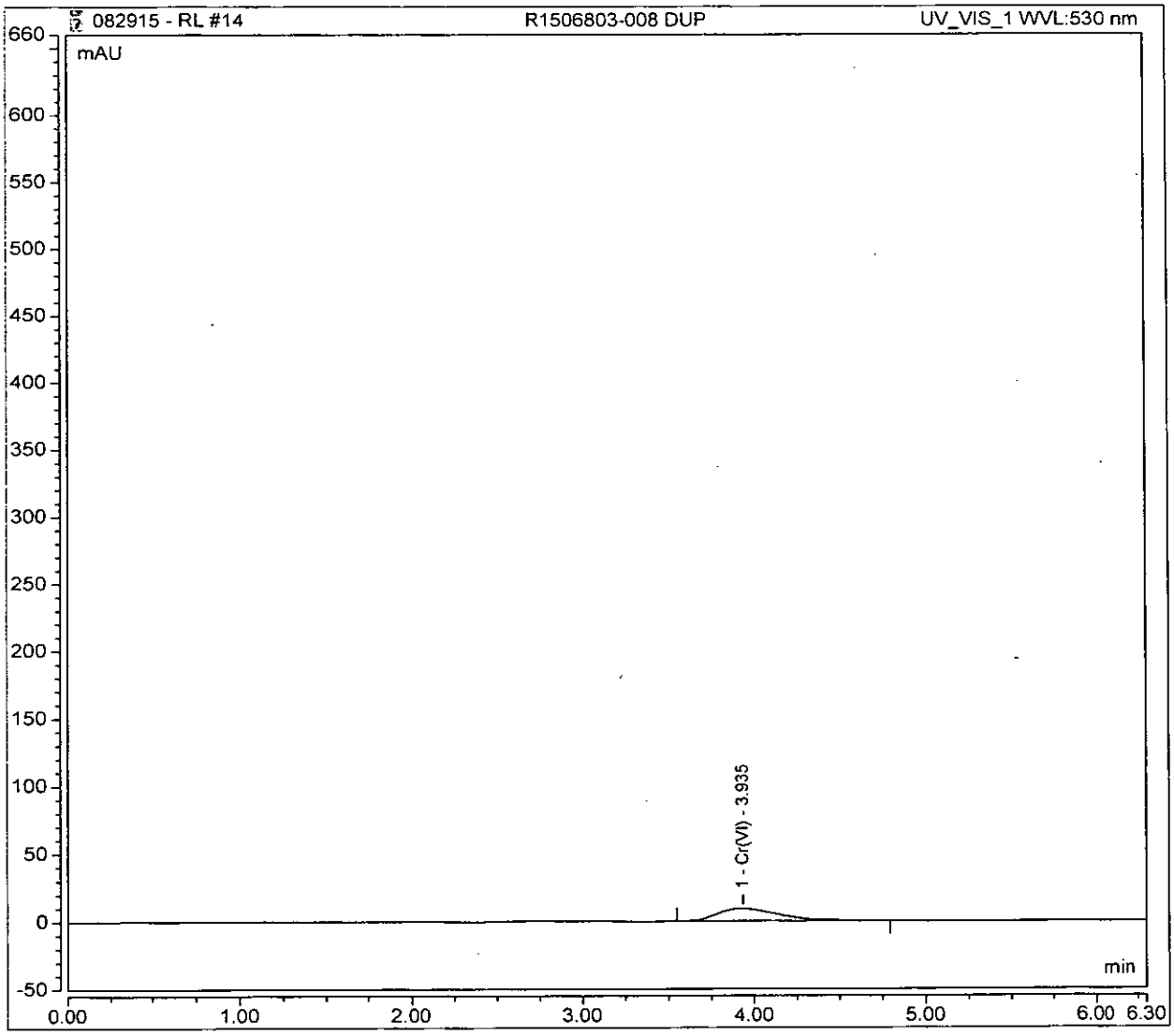

Chromeleon (c) Dionex 1996-2009
Version 7.1.1.1127

Peak Integration Report

Sample Name:	**R1506803-008 SOL**	*Inj. Vol.:*	**300.00**
Injection Type:	**Unknown**	*Dilution Factor:*	**2.0000**
Processing Method:	**5-082915 RL**	*Injection Number:*	**15**
Inj. Date / Time:	**29-Aug-2015 / 12:16**	*Sample Comment:*	**7199**

No.	Time min	Peak Name	Peak Type	Area mAU*min	Height mAU	Amount ppm
1	3.99	Cr(VI)	BMB	75.153	209.679	0.9757

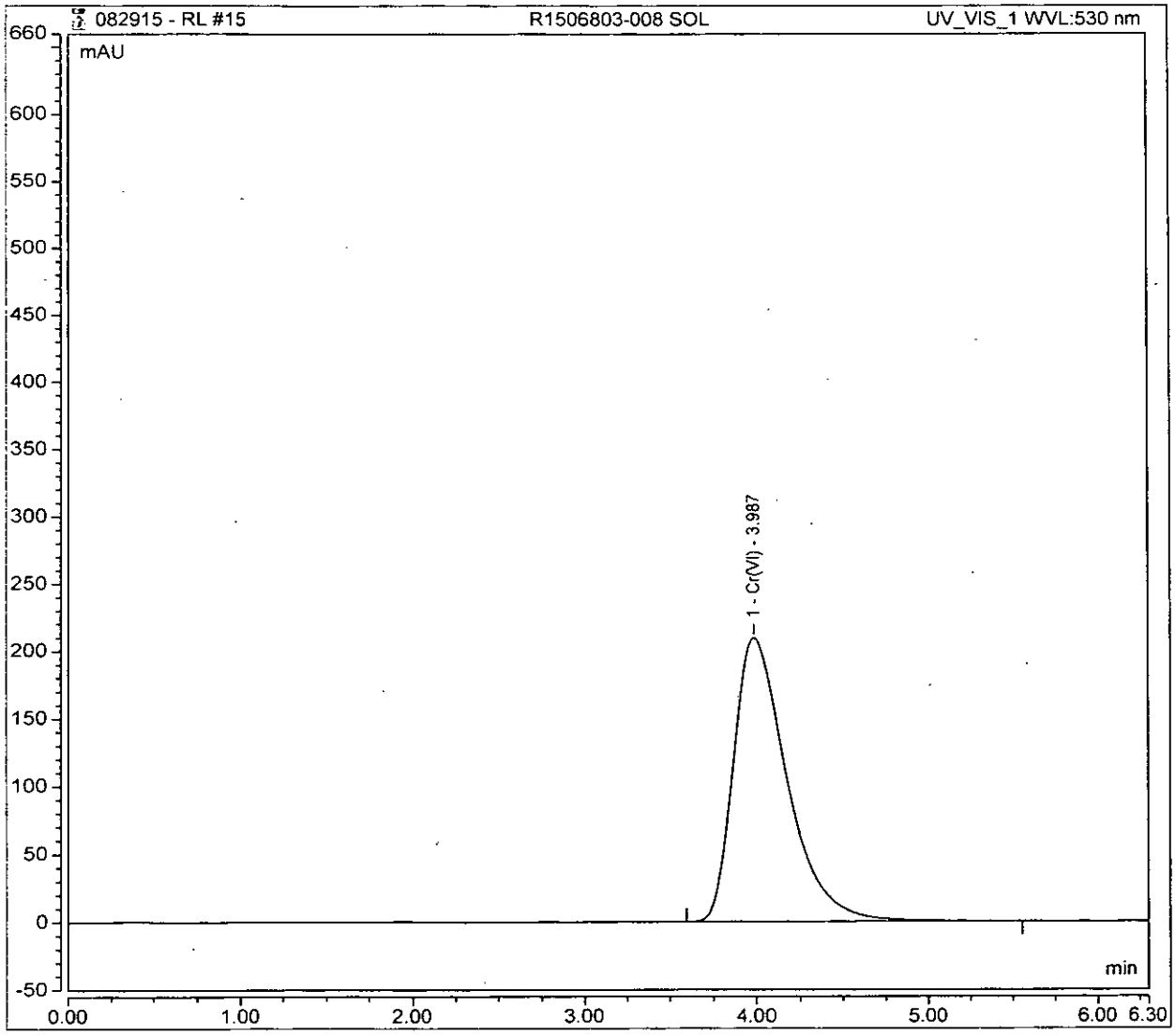

Chromeleon (c) Dionex 1996-2009
Version 7.1.1.1127

00128

Peak Integration Report

Sample Name:	**R1506803-008 SOL**	*Inj. Vol.:*	**300.00**
Injection Type:	**Unknown**	*Dilution Factor:*	**2.0000**
Processing Method:	**5-082915 RL**	*Injection Number:*	**16**
Inj. Date / Time:	**29-Aug-2015 / 12:24**	*Sample Comment:*	**7199 REPLICATE**

No.	Time min	Peak Name	Peak Type	Area mAU*min	Height mAU	Amount ppm
1	3.99	Cr(VI)	BMB	75.276	209.259	0.9773

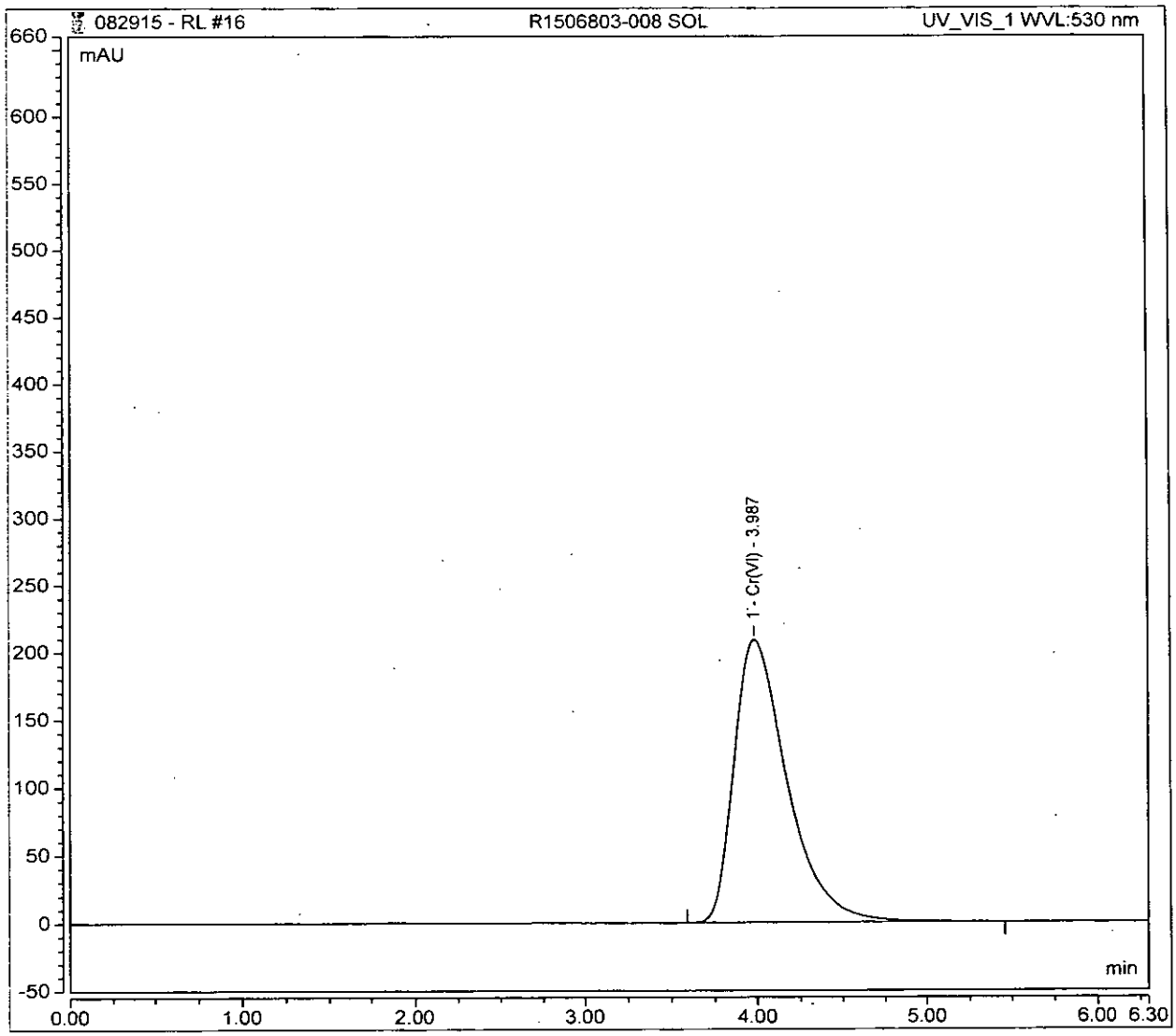

Chromeleon (c) Dionex 1996-2009
Version 7.1.1.1127

00129

Peak Integration Report

Sample Name:	**CCV**	*Inj. Vol.:*	**300.00**
Injection Type:	**Unknown**	*Dilution Factor:*	**1.0000**
Processing Method:	**5-082915 RL**	*Injection Number:*	**17**
Inj. Date / Time:	**29-Aug-2015 / 12:31**	*Sample Comment:*	**7199/218.6 RL**

No.	Time min	Peak Name	Peak Type	Area mAU*min	Height mAU	Amount ppm
1	4.06	Cr(VI)	BMB	78.862	259.949	0.5119

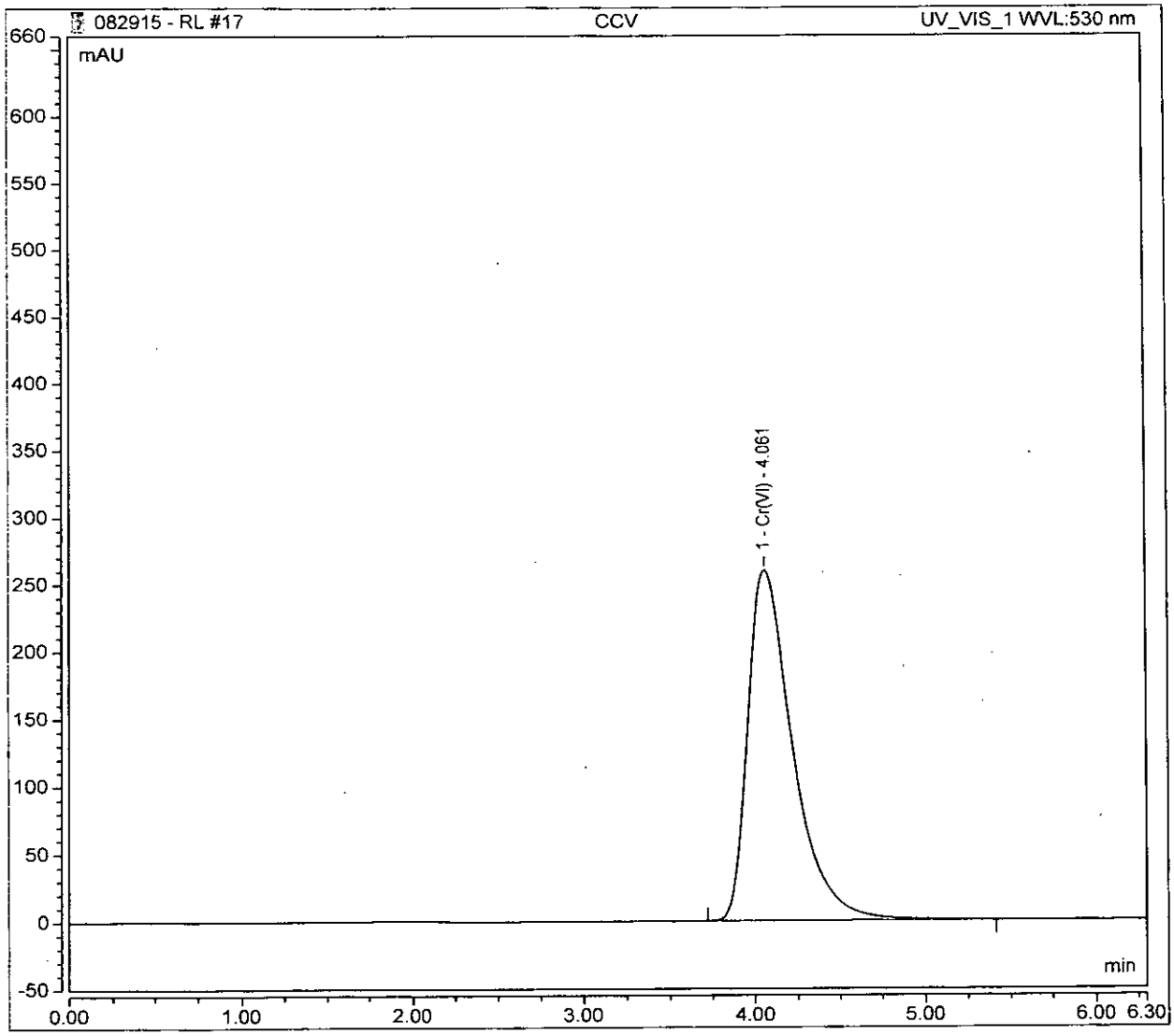

Chromeleon (c) Dionex 1996-2009
Version 7.1.1.1127

00130

Peak Integration Report

Sample Name:	CCB	*Inj. Vol.:*	300.00
Injection Type:	Unknown	*Dilution Factor:*	1.0000
Processing Method:	5-082915 RL	*Injection Number:*	18
Inj. Date / Time:	29-Aug-2015 / 12:40	*Sample Comment:*	7199/218.6 RL

No.	Time min	Peak Name	Peak Type	Area mAU*min	Height mAU	Amount n.a.

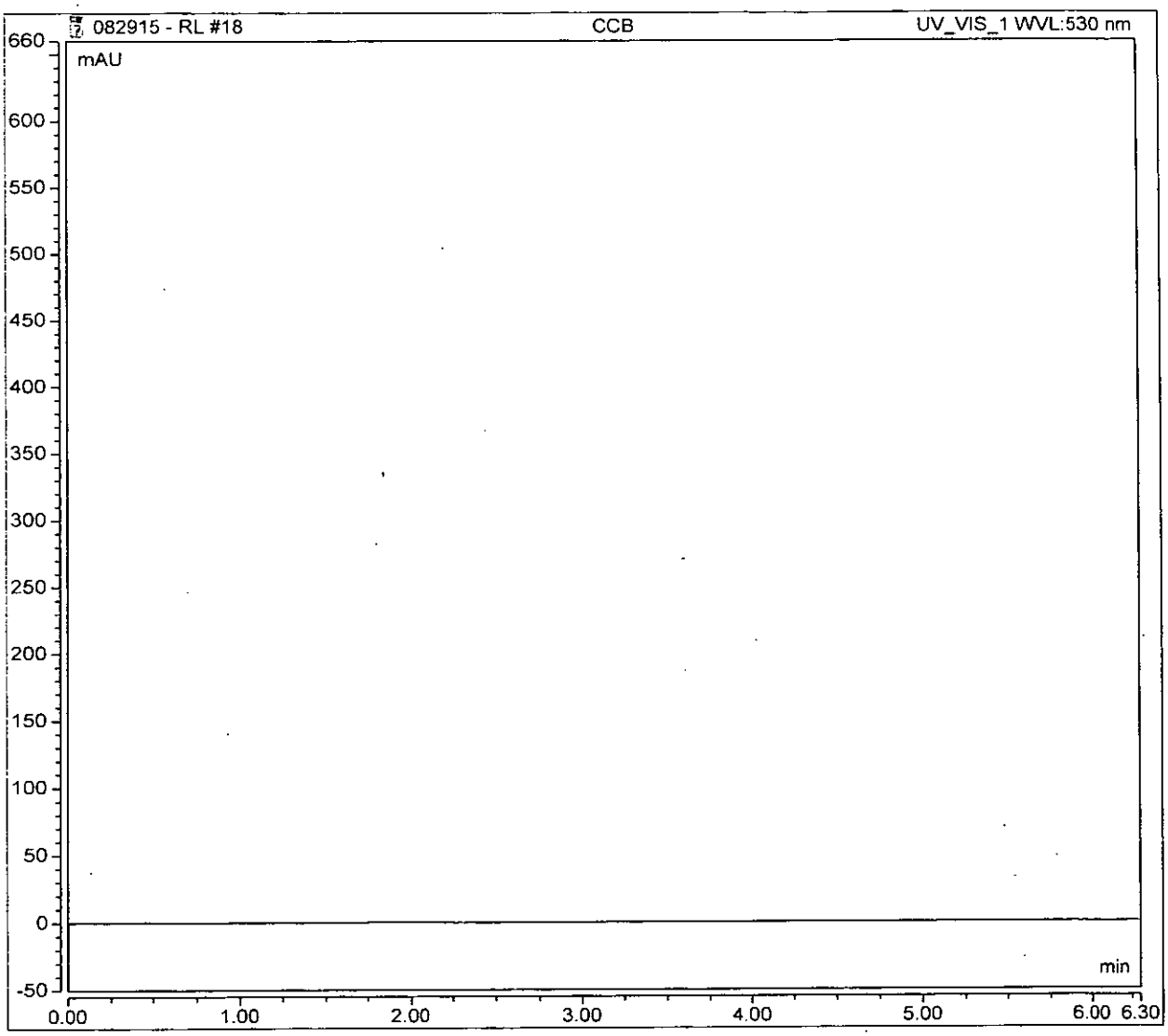

Peak Integration Report

Sample Name:	**R1506803-008 INSOL**	*Inj. Vol.:*	**300.00**
Injection Type:	**Unknown**	*Dilution Factor:*	**20.0000**
Processing Method:	**5-082915 RL**	*Injection Number:*	**19**
Inj. Date / Time:	**29-Aug-2015 / 12:52**	*Sample Comment:*	**7199**

No.	Time min	Peak Name	Peak Type	Area mAU*min	Height mAU	Amount ppm
1	4.06	Cr(VI)	BMB	119.371	392.681	15.4964

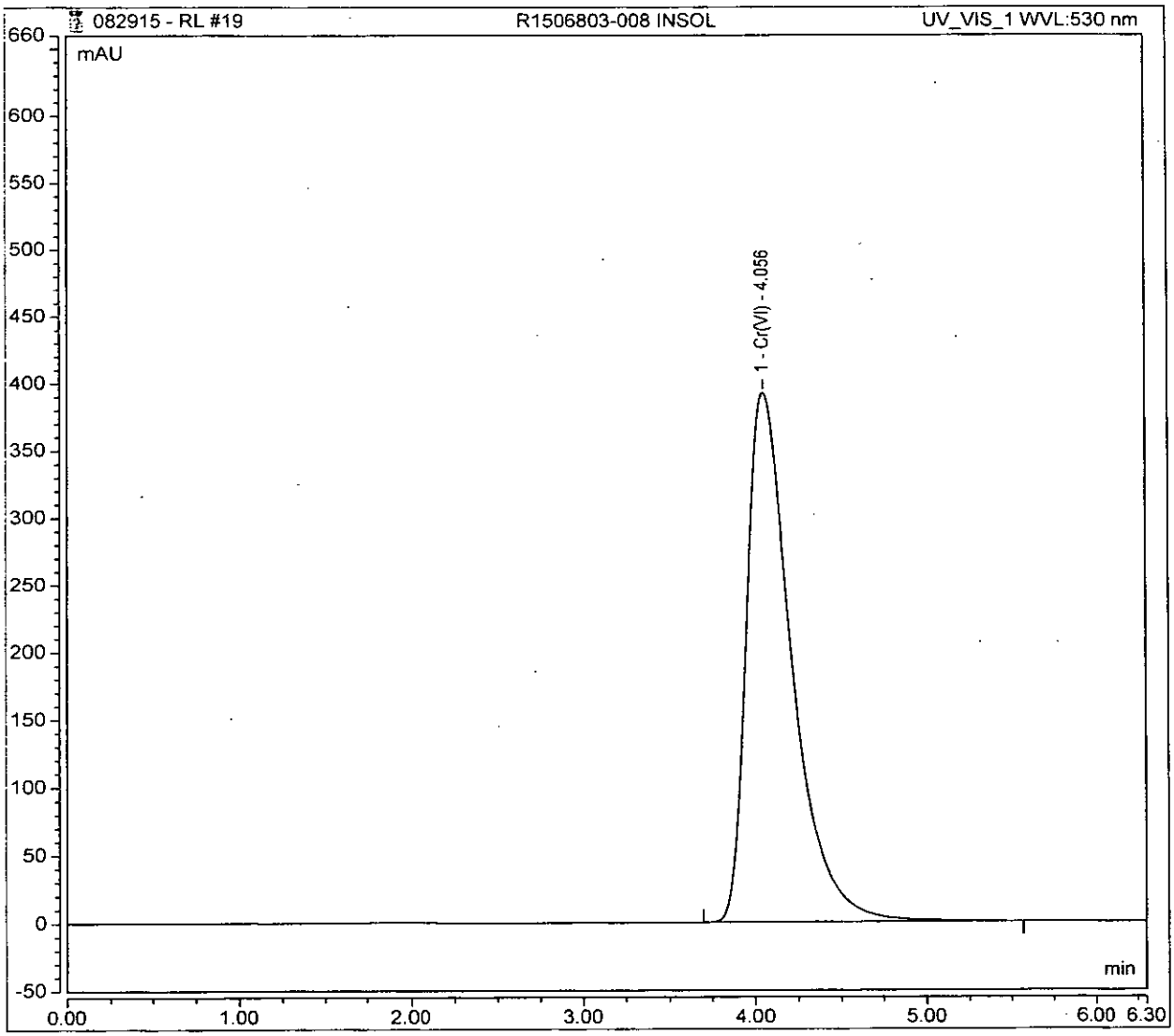

Chromeleon (c) Dionex 1996-2009
Version 7.1.1.1127

00132

Peak Integration Report

Sample Name:	**R1506803-008 INSOL**	*Inj. Vol.:*	**300.00**
Injection Type:	**Unknown**	*Dilution Factor:*	**20.0000**
Processing Method:	**5-082915 RL**	*Injection Number:*	**20**
Inj. Date / Time:	**29-Aug-2015 / 13:00**	*Sample Comment:*	**7199 REPLICATE**

No.	Time min	Peak Name	Peak Type	Area mAU*min	Height mAU	Amount ppm
1	4.06	Cr(VI)	BMB	119.585	393.308	15.5243

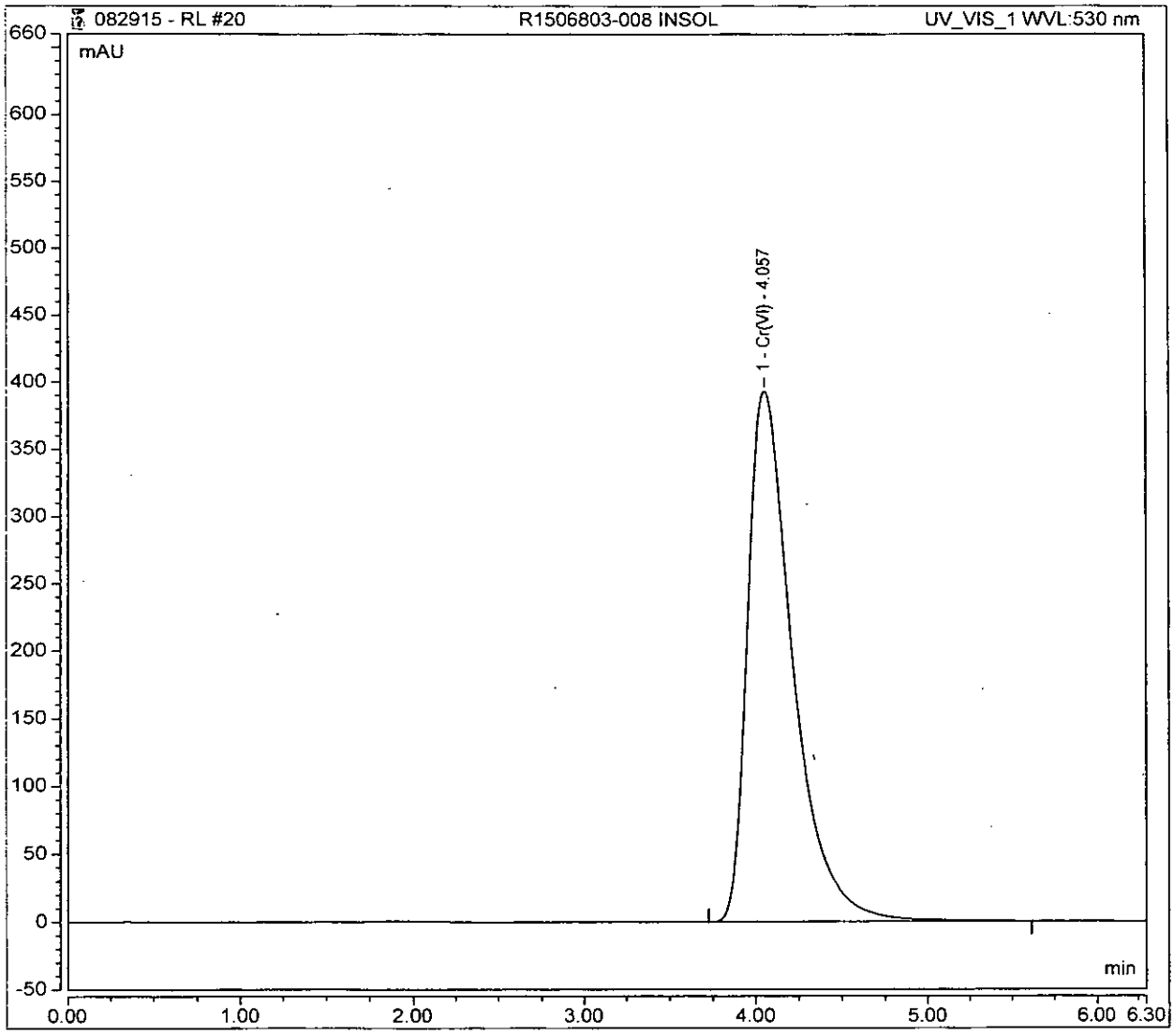

Peak Integration Report

Sample Name:	**R1506803-008 PVS**	*Inj. Vol.:*	**300.00**
Injection Type:	**Unknown**	*Dilution Factor:*	**2.0000**
Processing Method:	**5-082915 RL**	*Injection Number:*	**21**
Inj. Date / Time:	**29-Aug-2015 / 13:07**	*Sample Comment:*	**7199**

No.	Time min	Peak Name	Peak Type	Area mAU*min	Height mAU	Amount ppm
1	3.98	Cr(VI)	BMB	77.840	215.821	1.0106

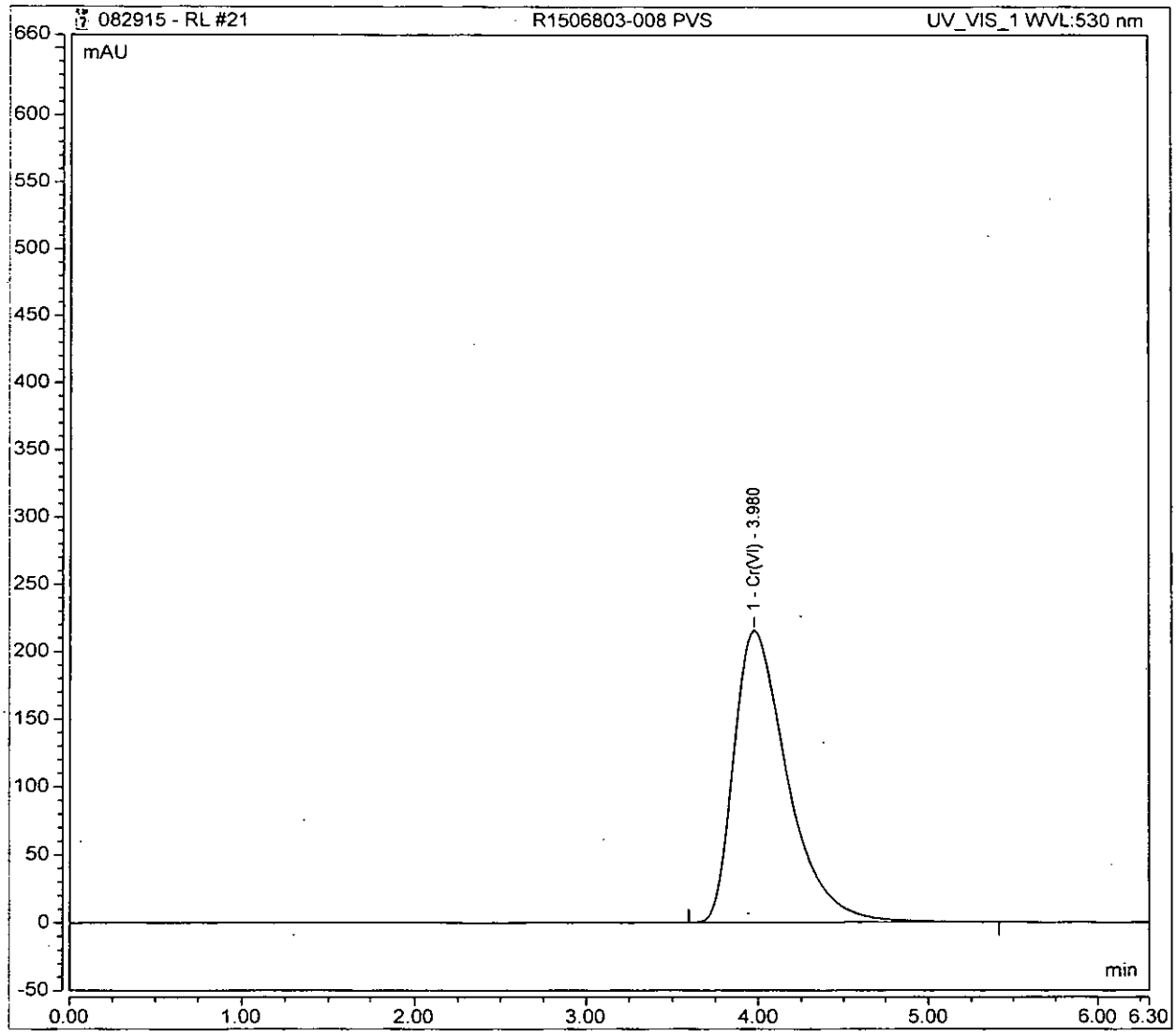

Peak Integration Report

Sample Name:	**R1506803-008 PVS**	*Inj. Vol.:*	**300.00**
Injection Type:	**Unknown**	*Dilution Factor:*	**2.0000**
Processing Method:	**5-082915 RL**	*Injection Number:*	**22**
Inj. Date / Time:	**29-Aug-2015 / 13:16**	*Sample Comment:*	**7199 REPLICATE**

No.	Time min	Peak Name	Peak Type	Area mAU*min	Height mAU	Amount ppm
1	3.97	Cr(VI)	BMB	78.221	216.448	1.0155

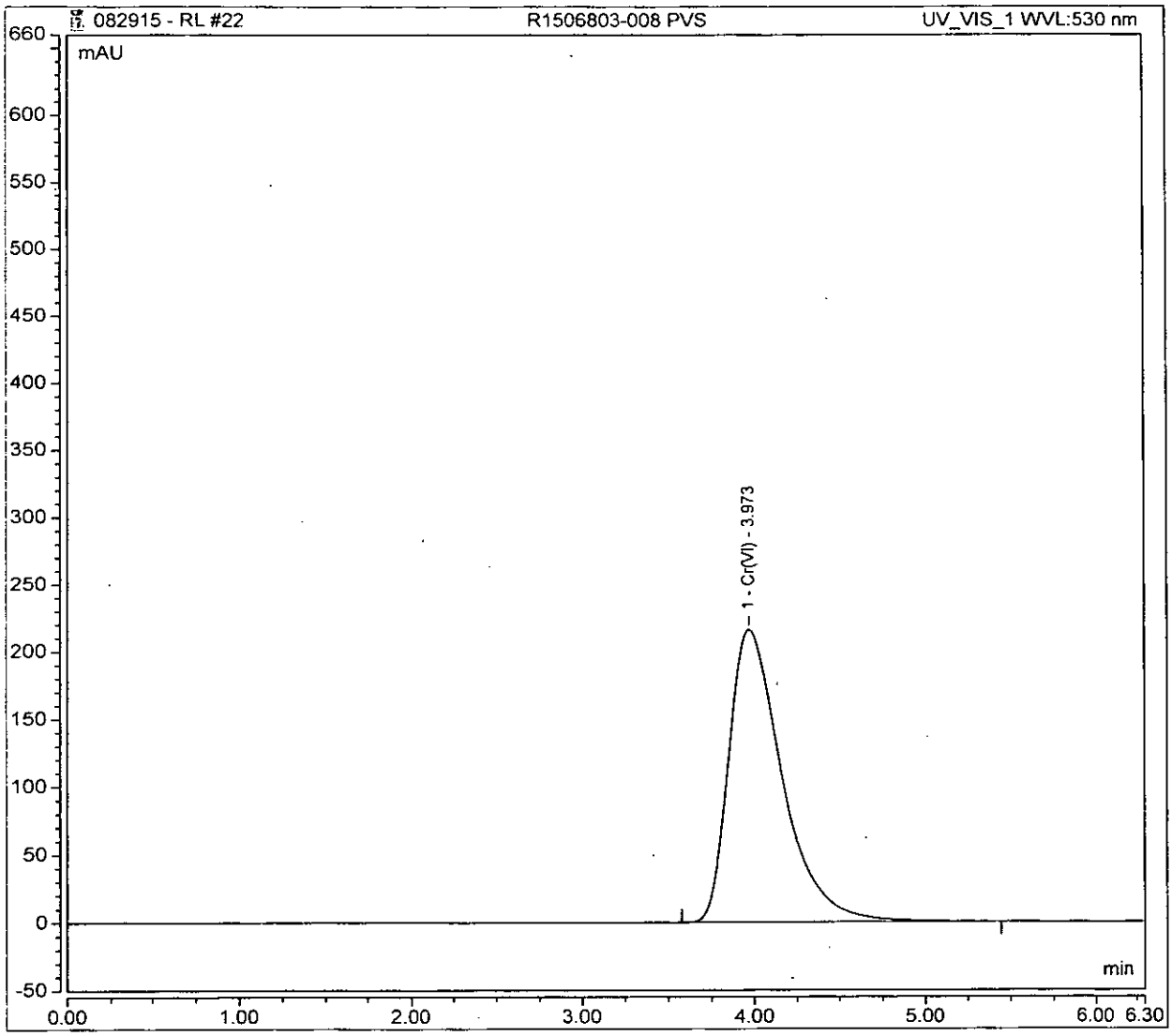

Peak Integration Report

Sample Name:	**R1506803-009**	*Inj. Vol.:*	**300.00**
Injection Type:	**Unknown**	*Dilution Factor:*	**1.0000**
Processing Method:	**5-082915 RL**	*Injection Number:*	**23**
Inj. Date / Time:	**29-Aug-2015 / 13:23**	*Sample Comment:*	**7199**

No.	Time min	Peak Name	Peak Type	Area mAU*min	Height mAU	Amount ppm
1	3.89	Cr(VI)	BMB	1.371	3.275	0.0090

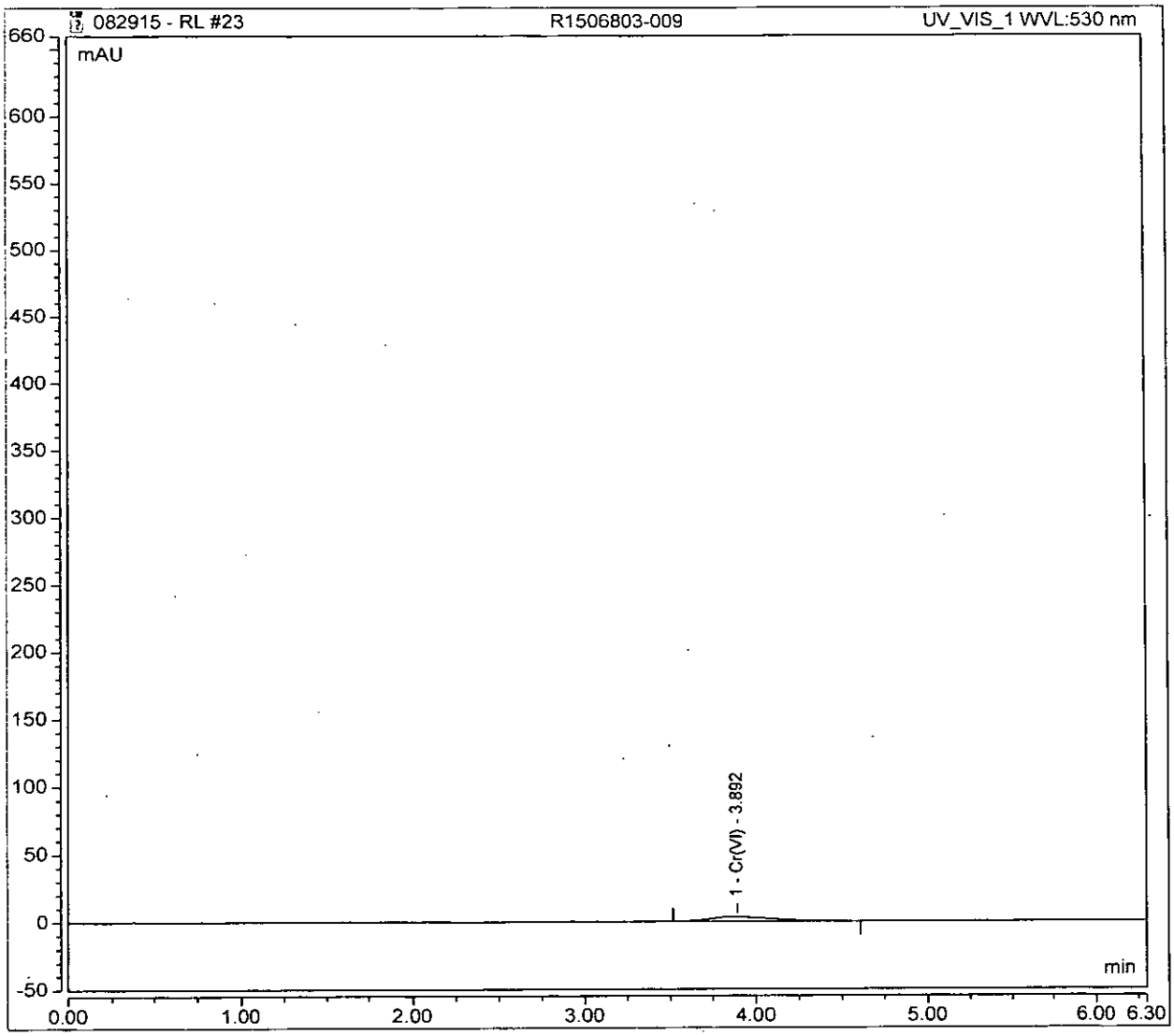

Chromeleon (c) Dionex 1996-2009
Version 7.1.1.1127

Peak Integration Report

Sample Name:	**R1506803-009**	*Inj. Vol.:*	**300.00**
Injection Type:	**Unknown**	*Dilution Factor:*	**1.0000**
Processing Method:	**5-082915 RL**	*Injection Number:*	**24**
Inj. Date / Time:	**29-Aug-2015 / 13:31**	*Sample Comment:*	**7199 REPLICATE**

No.	Time min	Peak Name	Peak Type	Area mAU*min	Height mAU	Amount ppm
1	3.90	Cr(VI)	BMB	1.360	3.246	0.0089

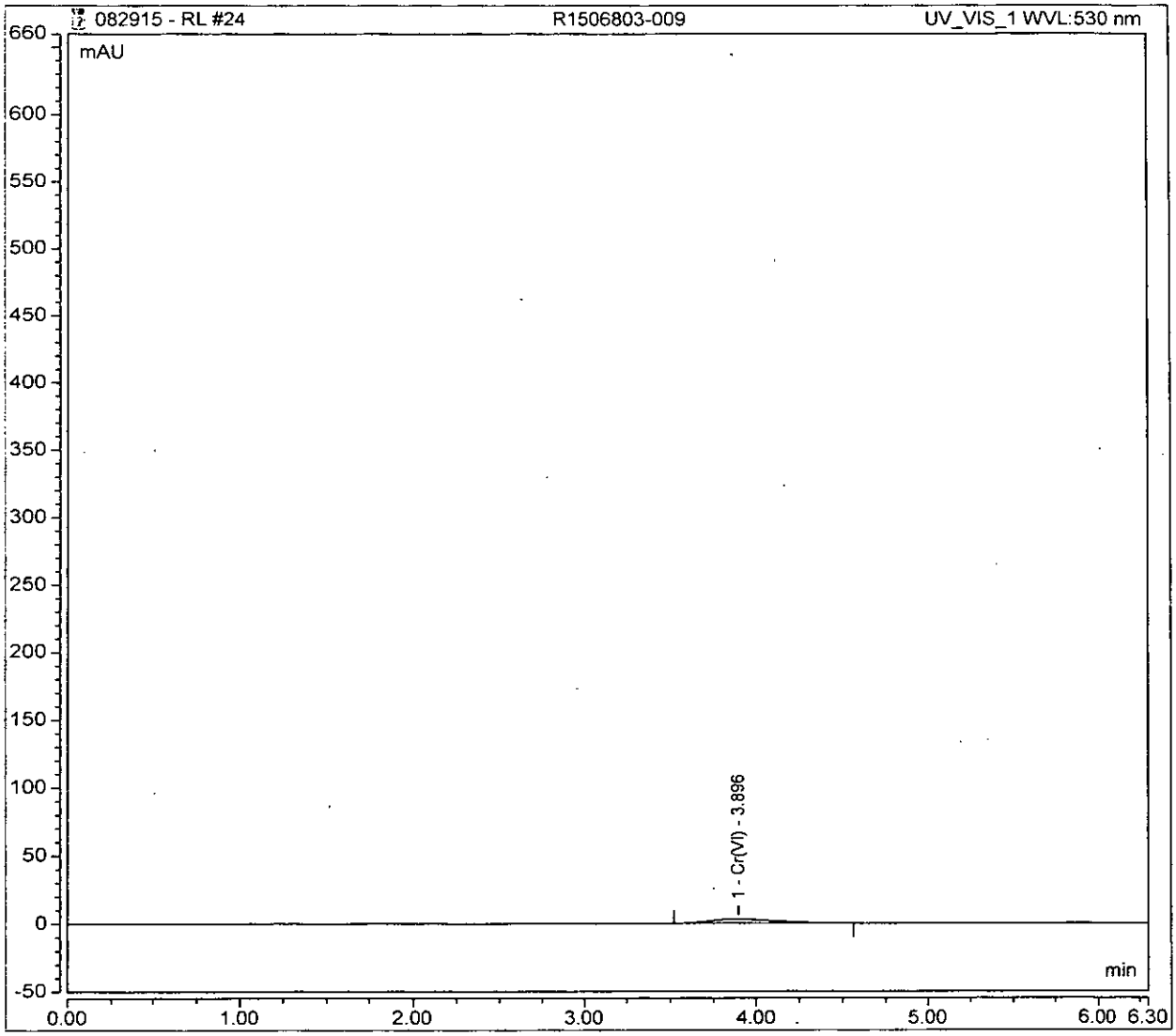

Peak Integration Report

Sample Name:	**R1506803-010**	*Inj. Vol.:*	**300.00**
Injection Type:	**Unknown**	*Dilution Factor:*	**1.0000**
Processing Method:	**5-082915 RL**	*Injection Number:*	**25**
Inj. Date / Time:	**29-Aug-2015 / 13:38**	*Sample Comment:*	**7199**

No.	Time min	Peak Name	Peak Type	Area mAU*min	Height mAU	Amount ppm
1	3.88	Cr(VI)	BMB	0.632	1.679	0.0042

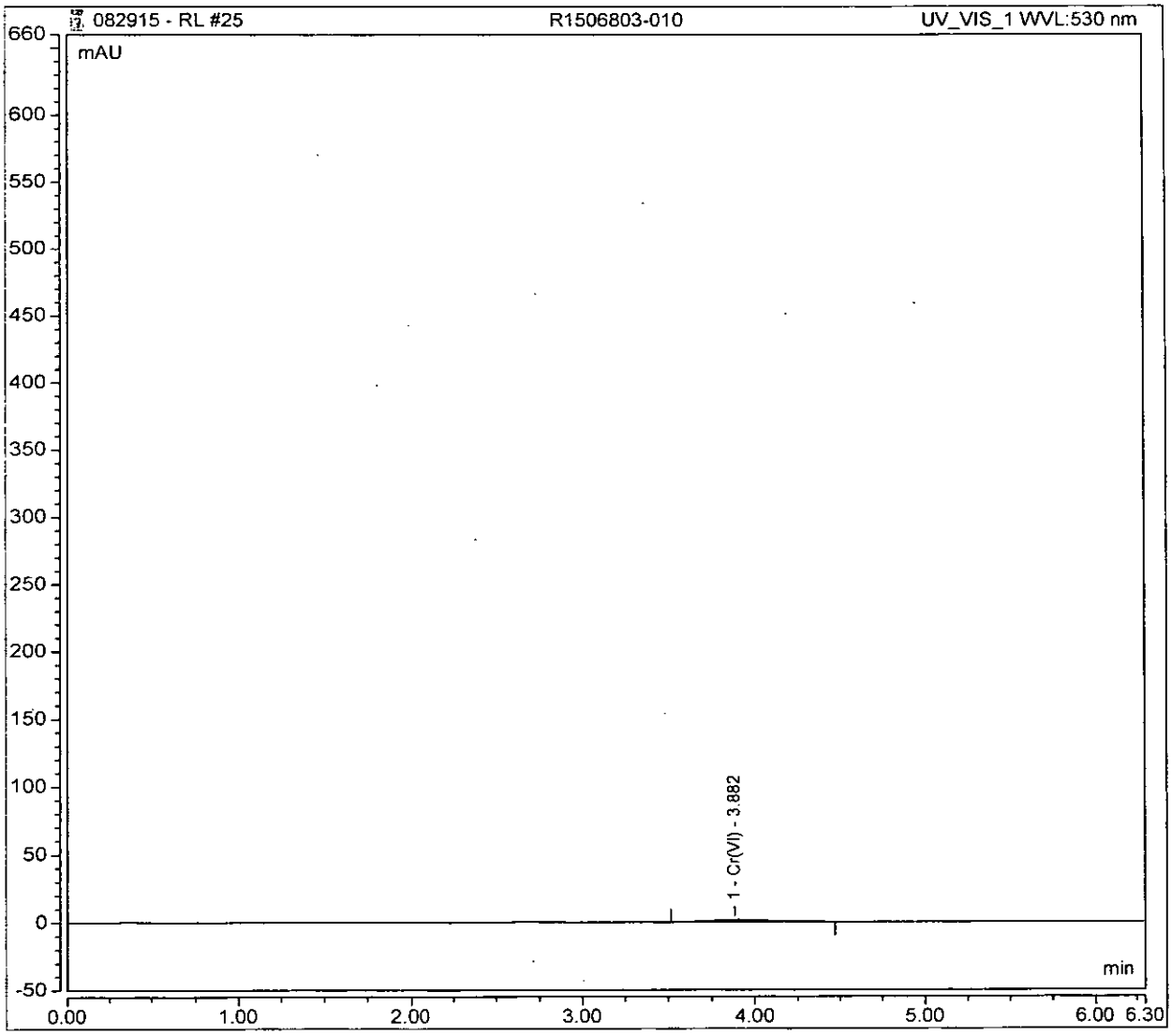

Chromeleon (c) Dionex 1996-2009
Version 7.1.1.1127

00138

Peak Integration Report

Sample Name:	**R1506803-010**	*Inj. Vol.:*	**300.00**
Injection Type:	**Unknown**	*Dilution Factor:*	**1.0000**
Processing Method:	**5-082915 RL**	*Injection Number:*	**26**
Inj. Date / Time:	**29-Aug-2015 / 13:47**	*Sample Comment:*	**7199 REPLICATE**

No.	Time min	Peak Name	Peak Type	Area mAU*min	Height mAU	Amount ppm
1	3.89	Cr(VI)	BMB	0.600	1.503	0.0040

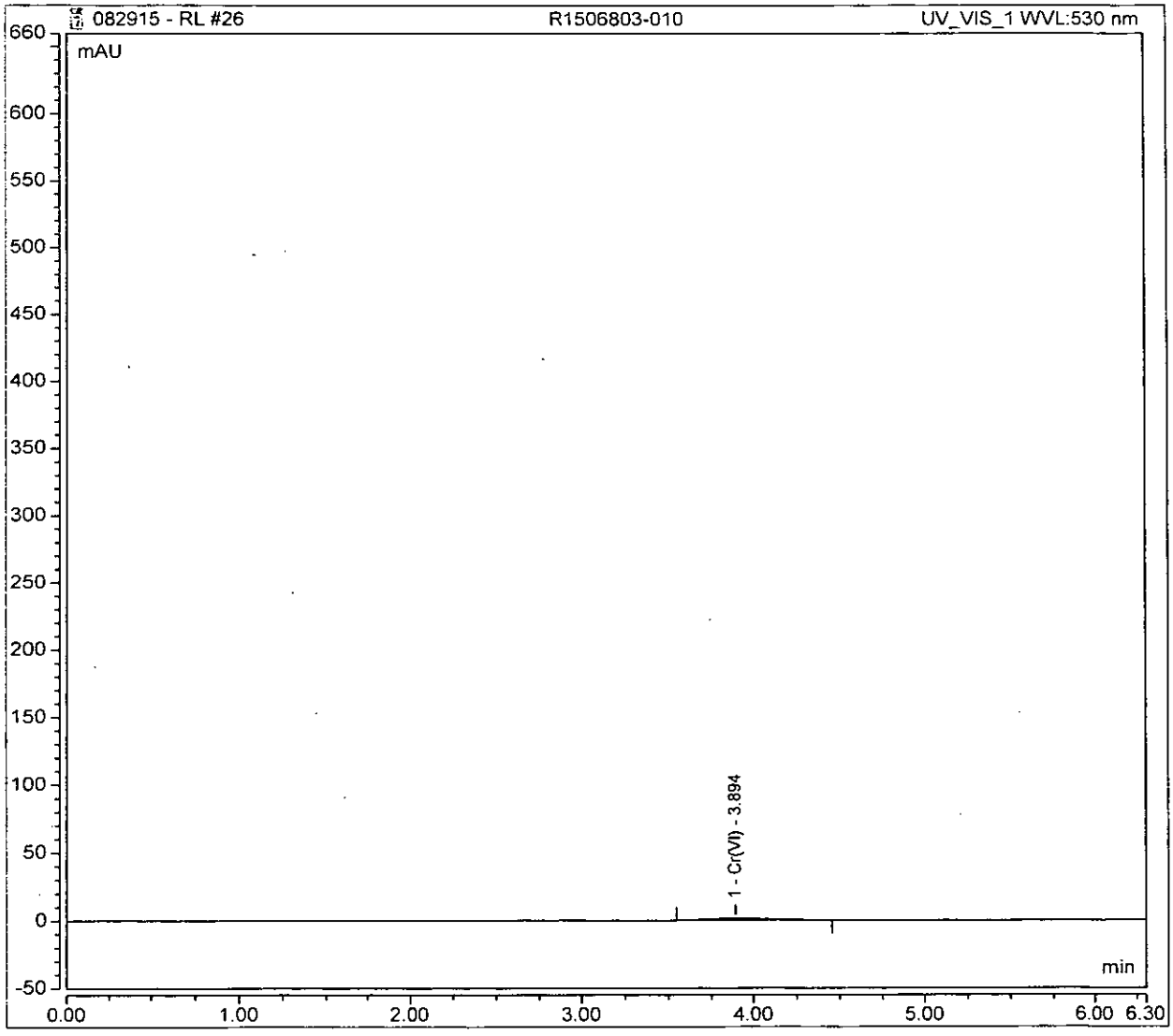

Chromeleon (c) Dionex 1996-2009
Version 7.1.1.1127

Peak Integration Report

Sample Name:	**R1506803-011**	*Inj. Vol.:*	**300.00**
Injection Type:	**Unknown**	*Dilution Factor:*	**1.0000**
Processing Method:	**5-082915 RL**	*Injection Number:*	**27**
Inj. Date / Time:	**29-Aug-2015 / 13:54**	*Sample Comment:*	**7199**

No.	Time min	Peak Name	Peak Type	Area mAU*min	Height mAU	Amount ppm
1	3.90	Cr(VI)	BMB	0.663	1.573	0.0044

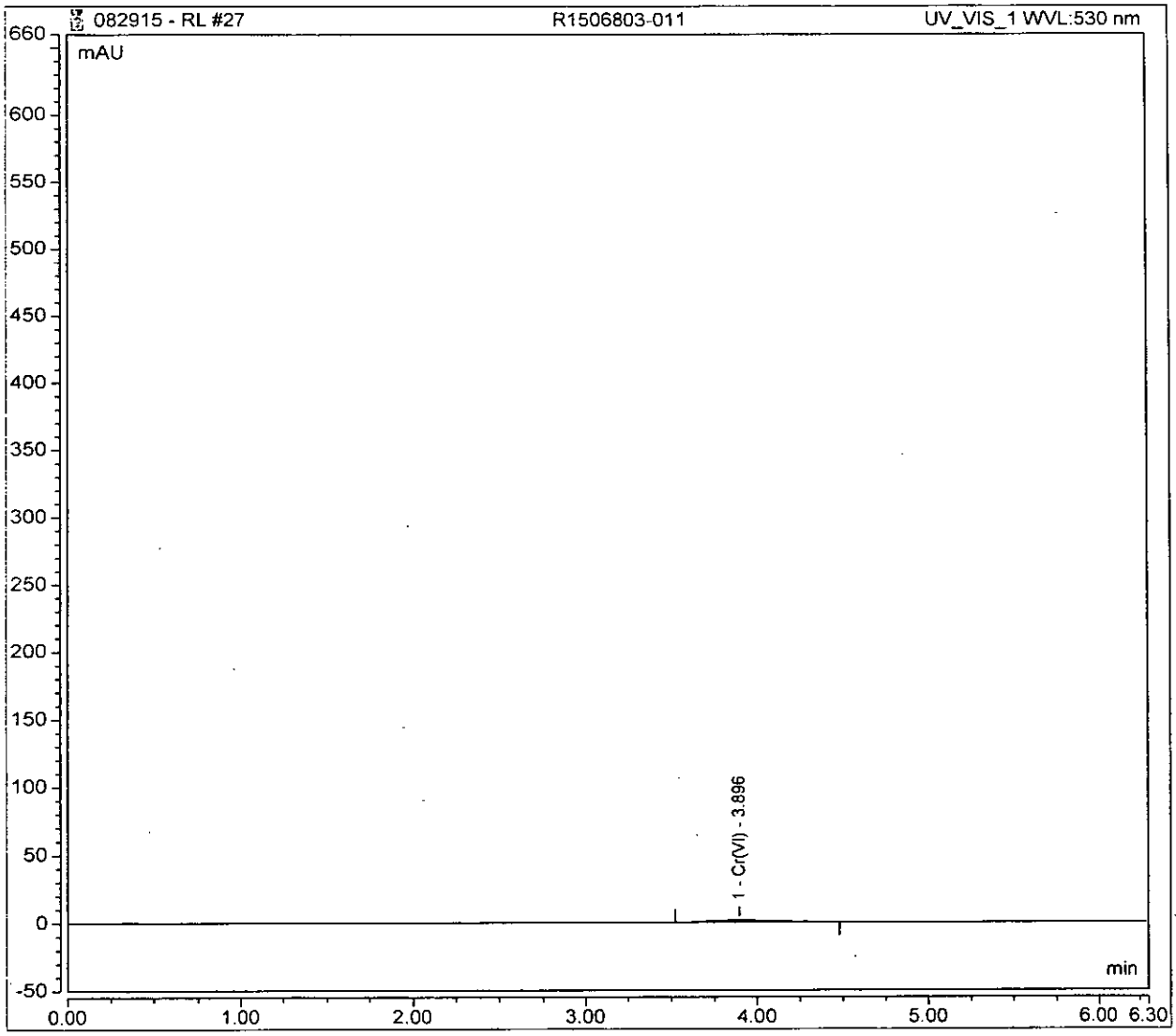

Chromeleon (c) Dionex 1996-2009
Version 7.1.1.1127

Peak Integration Report

Sample Name:	**R1506803-011**	*Inj. Vol.:*	**300.00**
Injection Type:	**Unknown**	*Dilution Factor:*	**1.0000**
Processing Method:	**5-082915 RL**	*Injection Number:*	**28**
Inj. Date / Time:	**29-Aug-2015 / 14:03**	*Sample Comment:*	**7199 REPLICATE**

No.	Time min	Peak Name	Peak Type	Area mAU*min	Height mAU	Amount ppm
1	3.89	Cr(VI)	BMB	0.654	1.587	0.0043

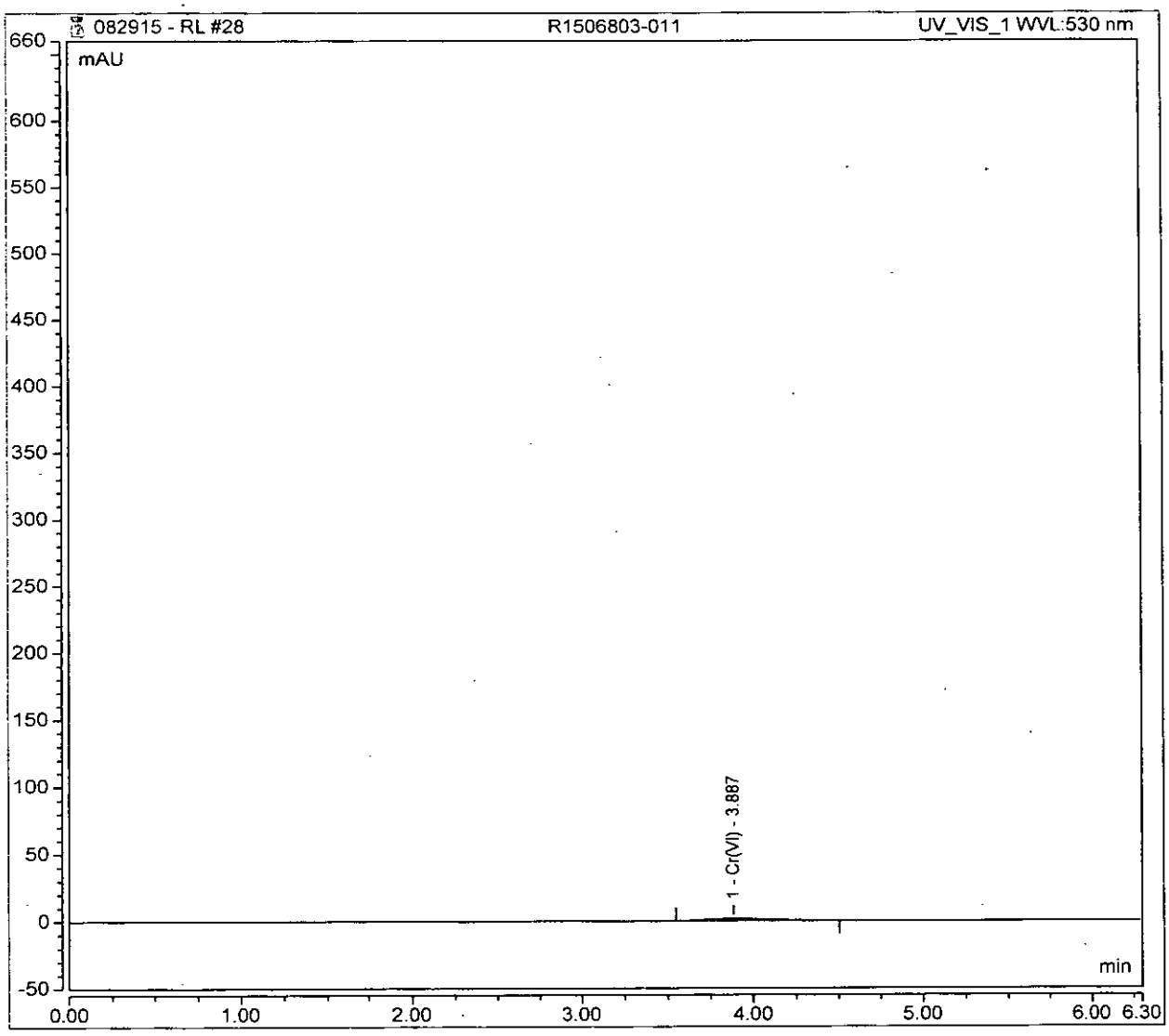

Peak Integration Report

Sample Name:	**CCV**	*Inj. Vol.:*	**300.00**
Injection Type:	**Unknown**	*Dilution Factor:*	**1.0000**
Processing Method:	**5-082915 RL**	*Injection Number:*	**29**
Inj. Date / Time:	**29-Aug-2015 / 14:10**	*Sample Comment:*	**7199/218.6 RL**

No.	Time min	Peak Name	Peak Type	Area mAU*min	Height mAU	Amount ppm
1	4.04	Cr(VI)	BMB	79.923	263.336	0.5188

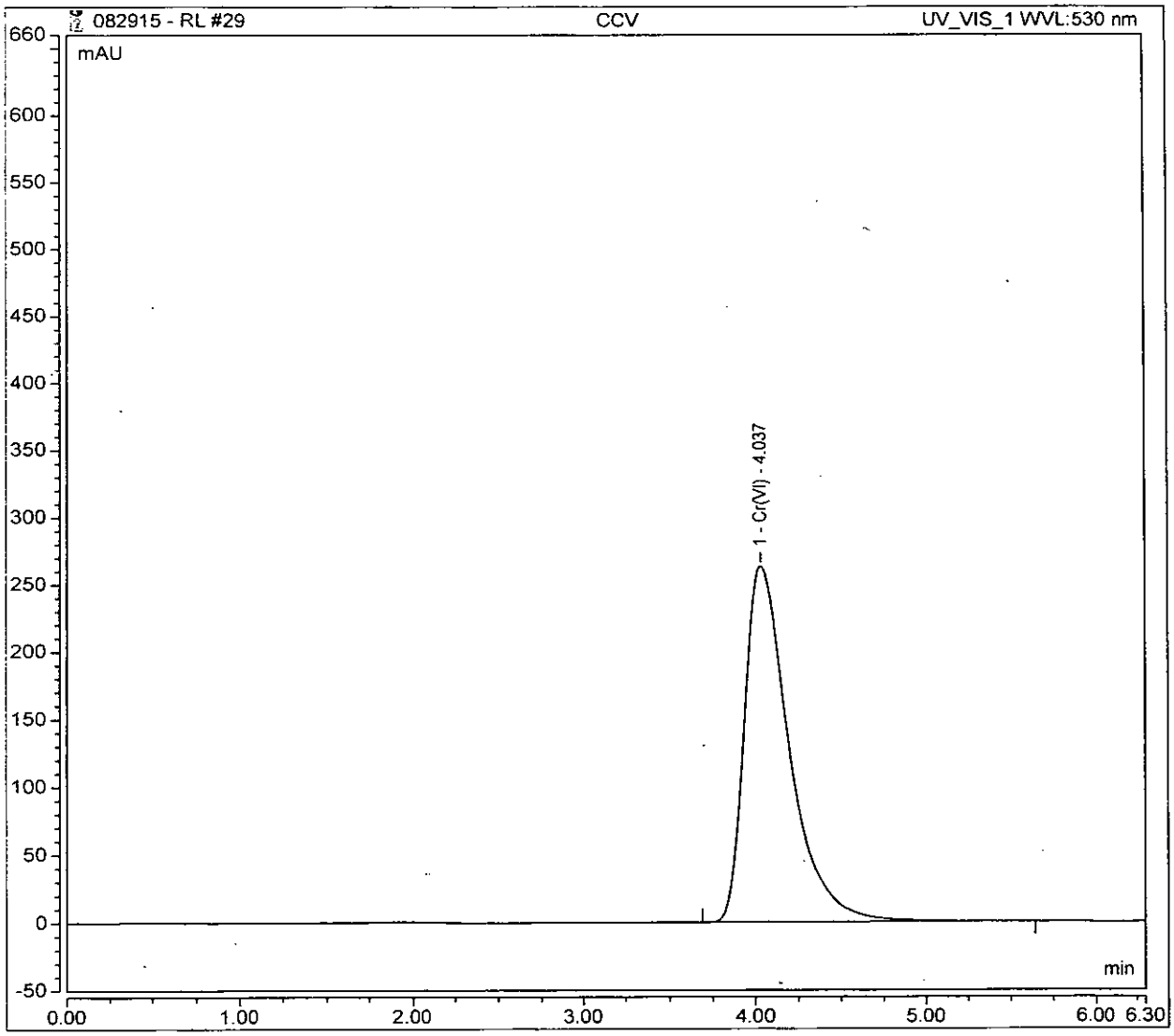

Chromeleon (c) Dionex 1996-2009
Version 7.1.1.1127

00142

Peak Integration Report

Sample Name:	**CCB**	*Inj. Vol.:*	**300.00**
Injection Type:	**Unknown**	*Dilution Factor:*	**1.0000**
Processing Method:	**5-082915 RL**	*Injection Number:*	**30**
Inj. Date / Time:	**29-Aug-2015 / 14:18**	*Sample Comment:*	**7199/218.6 RL**

No.	Time min	Peak Name	Peak Type	Area mAU*min	Height mAU	Amount n.a.

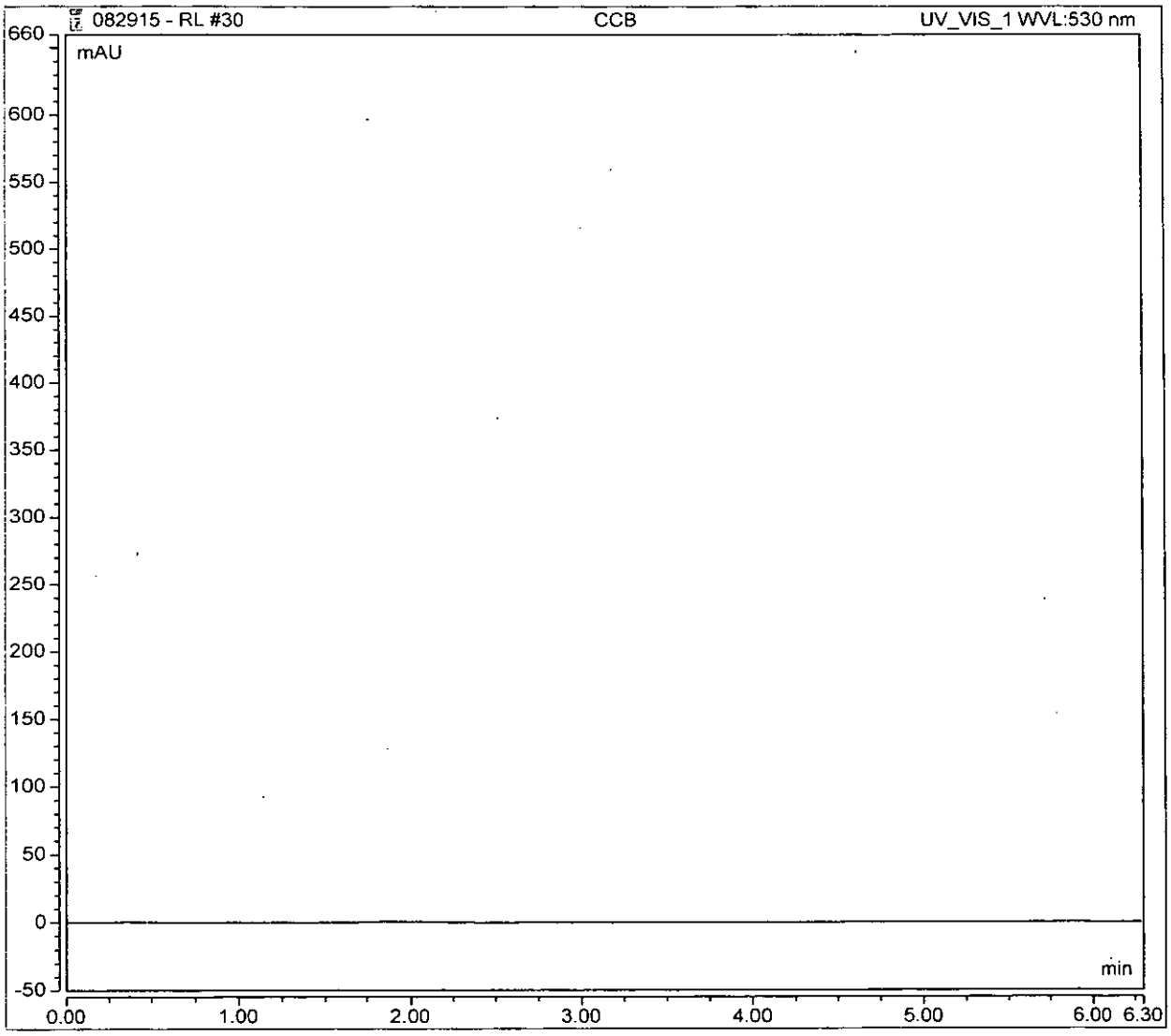

Peak Integration Report

Sample Name:	**R1506803-012**	*Inj. Vol.:*	**300.00**
Injection Type:	**Unknown**	*Dilution Factor:*	**1.0000**
Processing Method:	**5-082915 RL**	*Injection Number:*	**31**
Inj. Date / Time:	**29-Aug-2015 / 14:27**	*Sample Comment:*	**7199**

No.	Time min	Peak Name	Peak Type	Area mAU*min	Height mAU	Amount ppm
1	3.88	Cr(VI)	BMB	3.436	8.166	0.0224

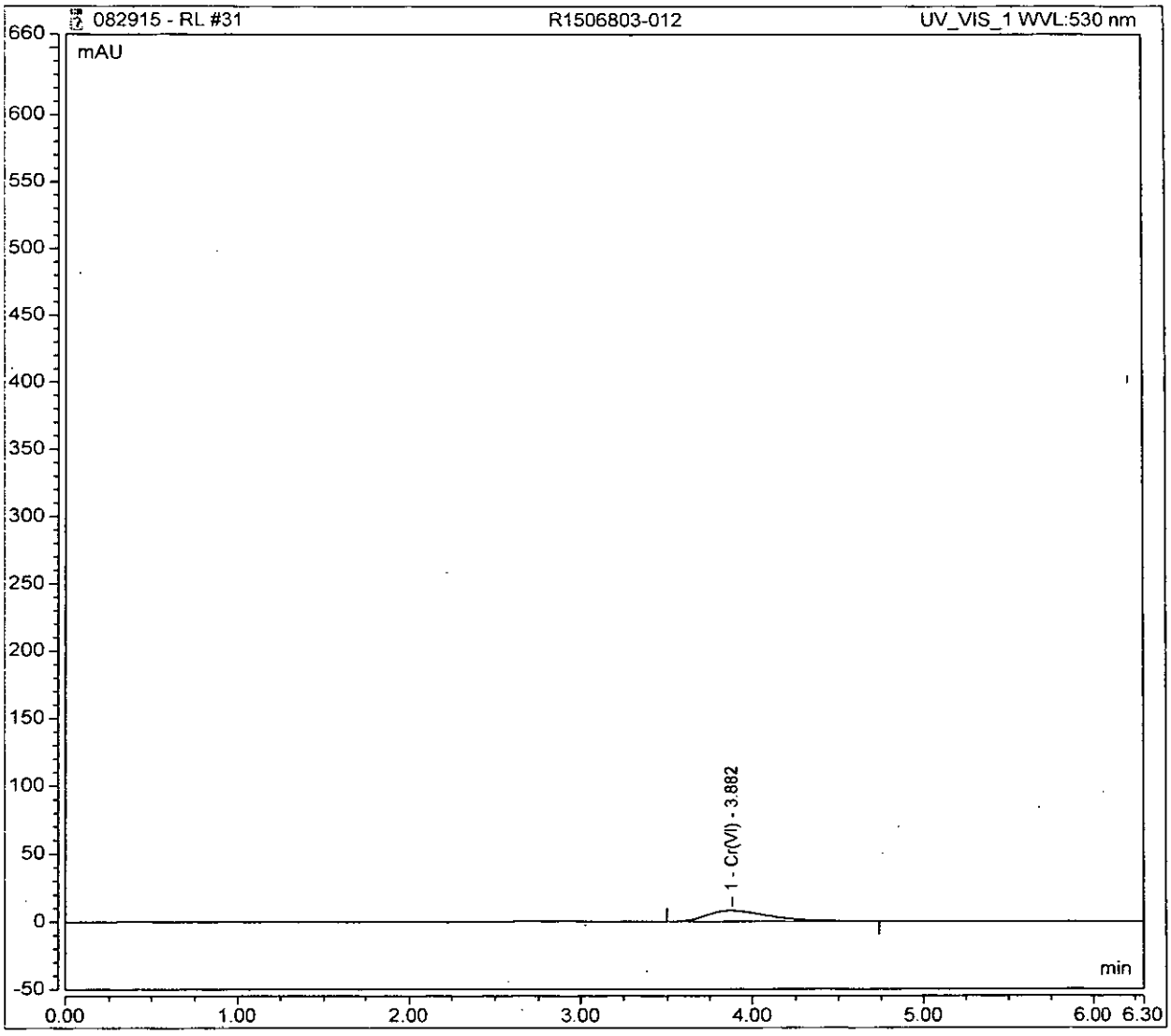

Chromeleon (c) Dionex 1996-2009
Version 7.1.1.1127

00144

Peak Integration Report

Sample Name:	**R1506803-012**	*Inj. Vol.:*	**300.00**
Injection Type:	**Unknown**	*Dilution Factor:*	**1.0000**
Processing Method:	**5-082915 RL**	*Injection Number:*	**32**
Inj. Date / Time:	**29-Aug-2015 / 14:35**	*Sample Comment:*	**7199 REPLICATE**

No.	Time min	Peak Name	Peak Type	Area mAU*min	Height mAU	Amount ppm
1	3.88	Cr(VI)	BMB	3.456	8.193	0.0225

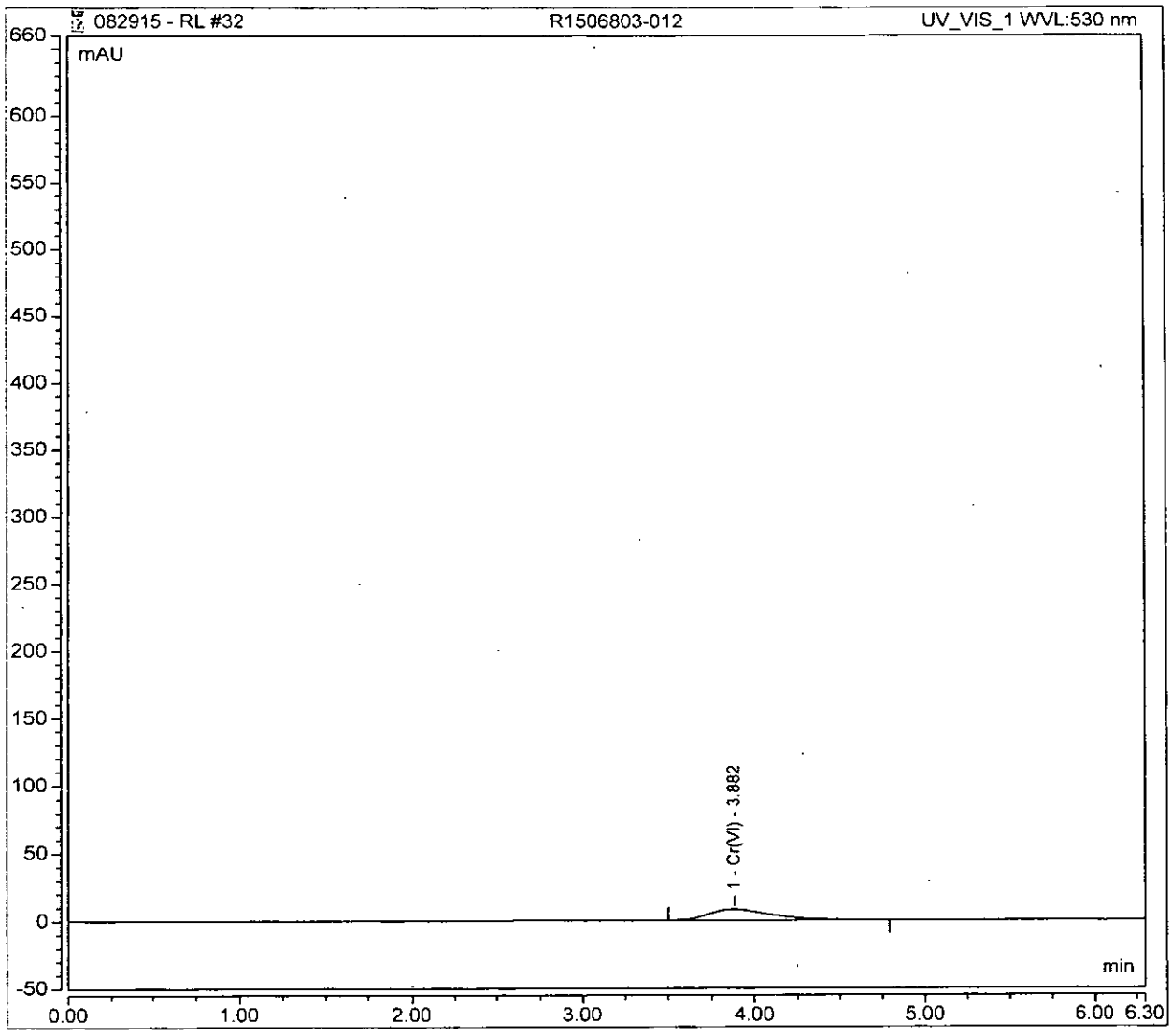

Peak Integration Report

Sample Name:	**R1506803-013**	*Inj. Vol.:*	**300.00**
Injection Type:	**Unknown**	*Dilution Factor:*	**1.0000**
Processing Method:	**5-082915 RL**	*Injection Number:*	**33**
Inj. Date / Time:	**29-Aug-2015 / 14:42**	*Sample Comment:*	**7199**

No.	Time min	Peak Name	Peak Type	Area mAU*min	Height mAU	Amount ppm
1	3.88	Cr(VI)	BMB	1.514	3.618	0.0099

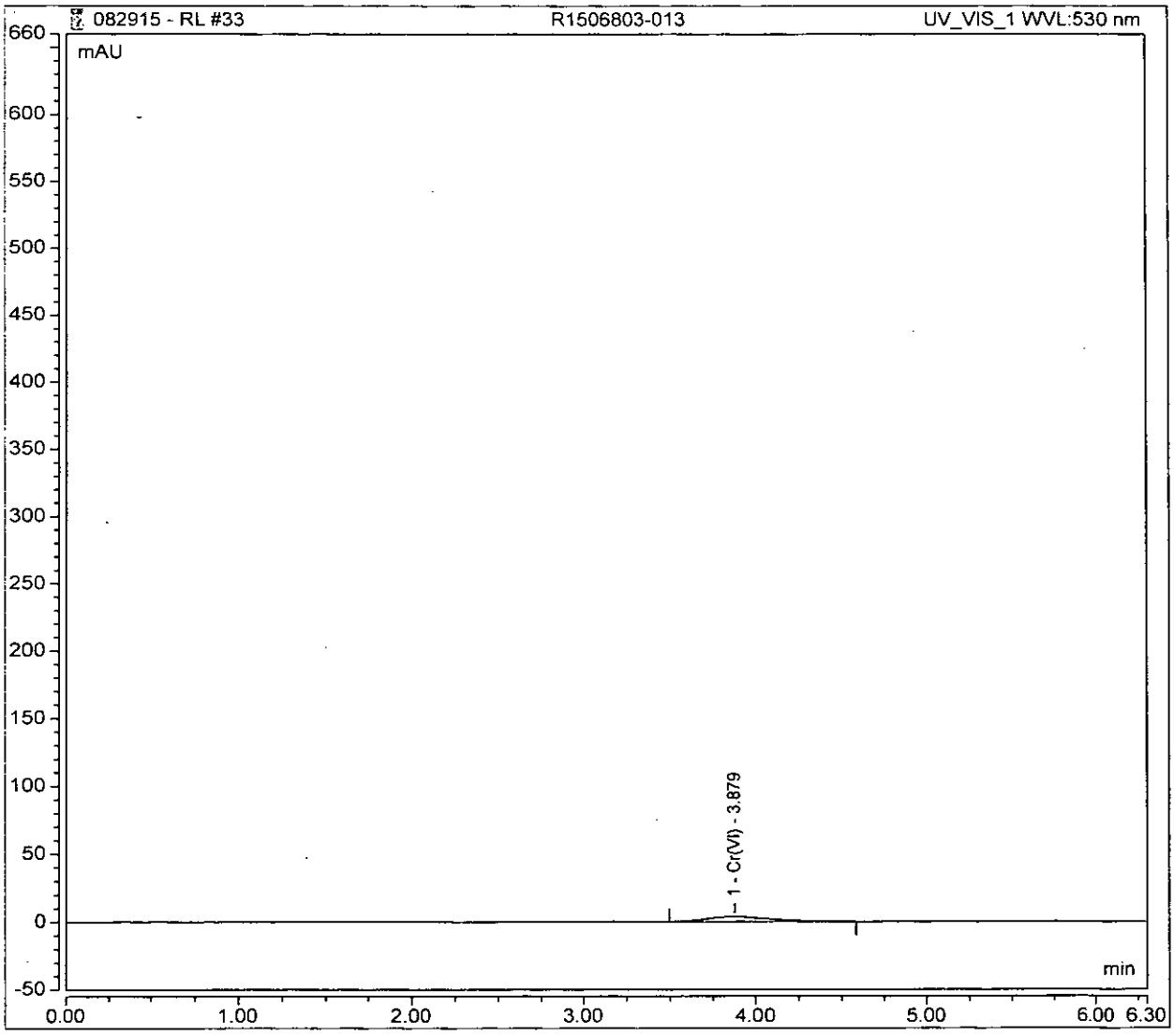

Peak Integration Report

Sample Name:	**R1506803-013**	*Inj. Vol.:*	**300.00**
Injection Type:	**Unknown**	*Dilution Factor:*	**1.0000**
Processing Method:	**5-082915 RL**	*Injection Number:*	**34**
Inj. Date / Time:	**29-Aug-2015 / 14:51**	*Sample Comment:*	**7199 REPLICATE**

No.	Time min	Peak Name	Peak Type	Area mAU*min	Height mAU	Amount ppm
1	3.87	Cr(VI)	BMB	1.532	3.635	0.0100

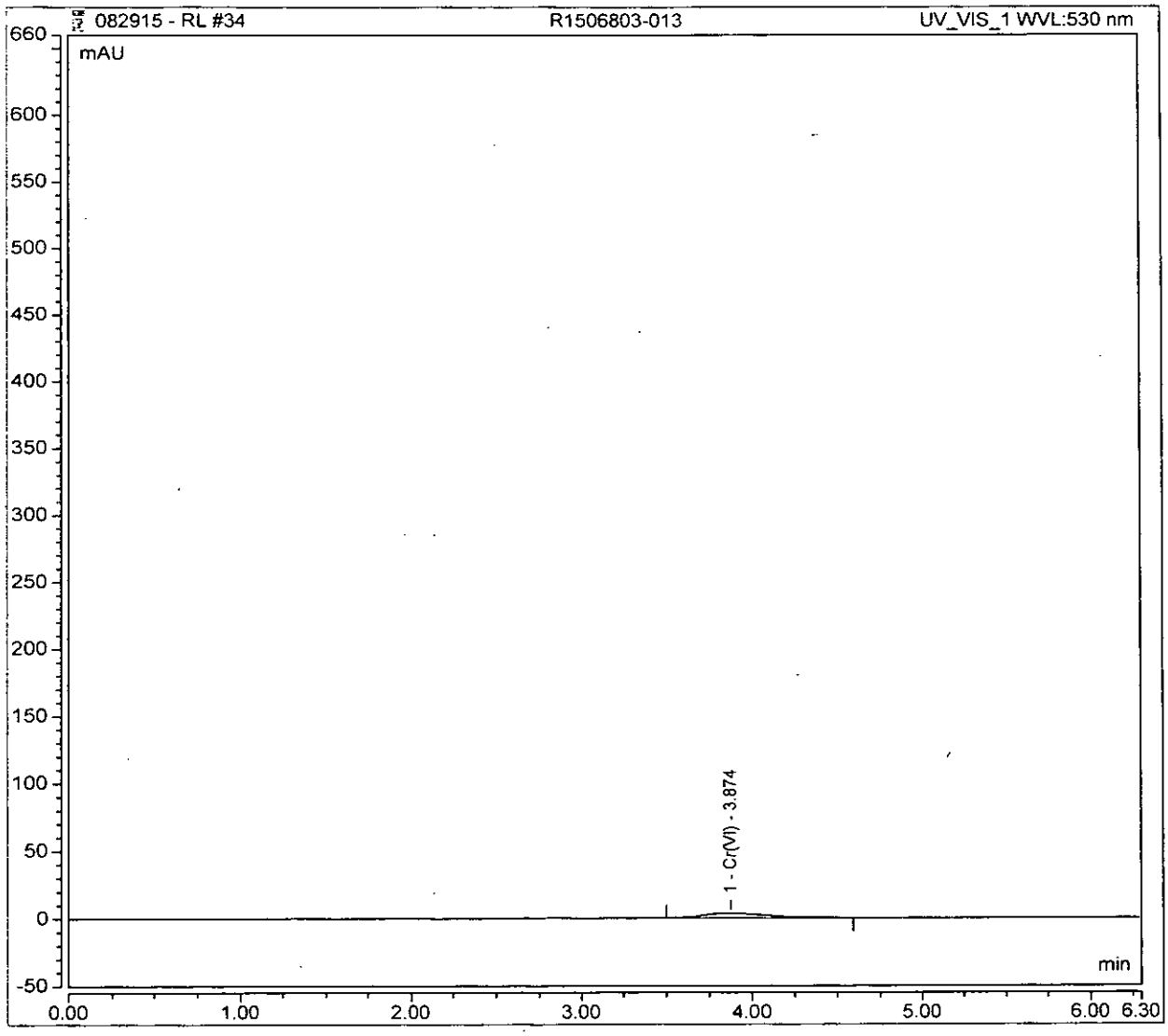

Chromeleon (c) Dionex 1996-2009
Version 7.1.1.1127

Peak Integration Report

Sample Name:	**R1506803-014**	*Inj. Vol.:*	**300.00**
Injection Type:	**Unknown**	*Dilution Factor:*	**1.0000**
Processing Method:	**5-082915 RL**	*Injection Number:*	**35**
Inj. Date / Time:	**29-Aug-2015 / 14:58**	*Sample Comment:*	**7199**

No.	Time min	Peak Name	Peak Type	Area mAU*min	Height mAU	Amount ppm
1	3.88	Cr(VI)	BMB	2.933	6.747	0.0191

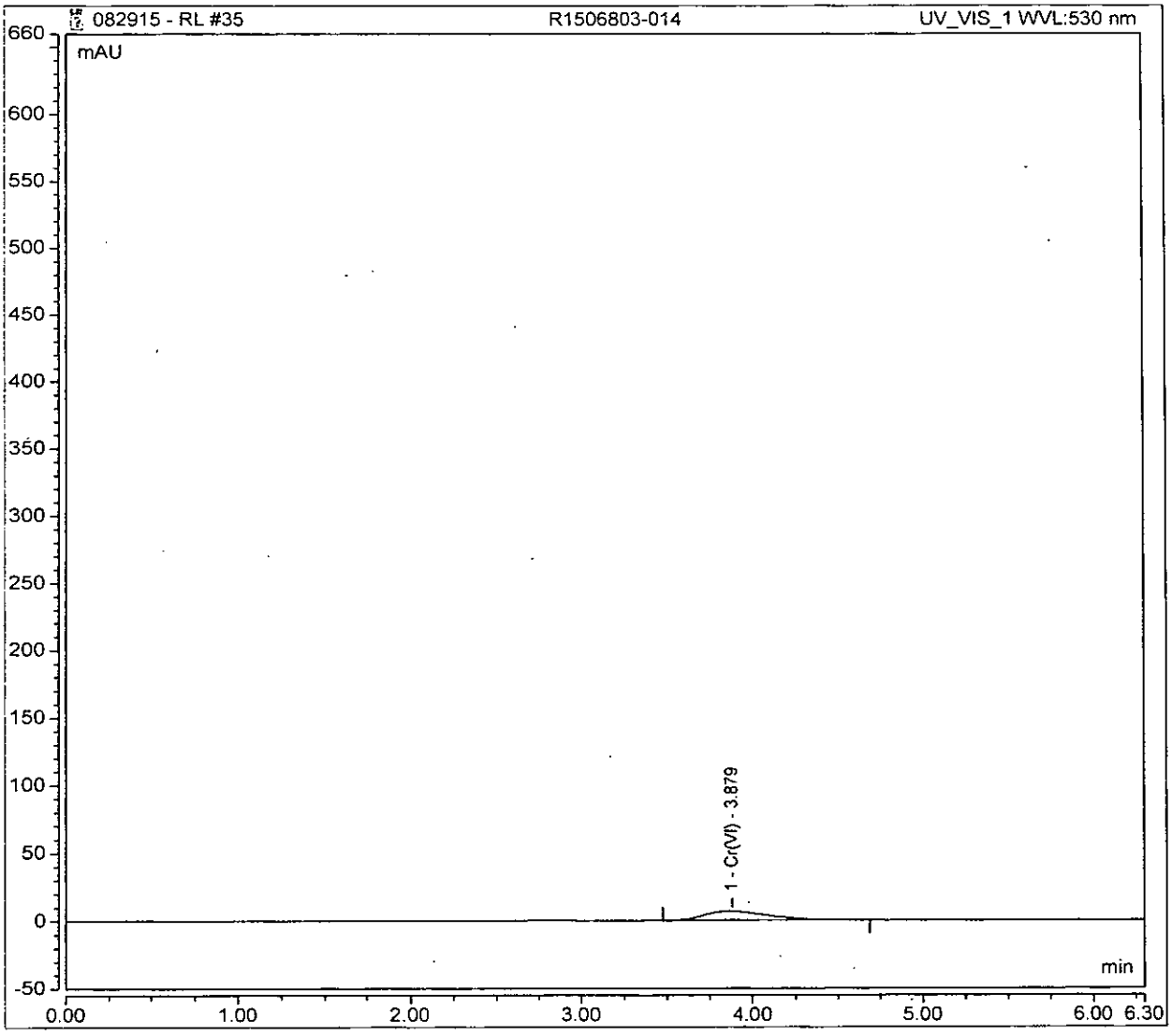

Peak Integration Report

Sample Name:	**R1506803-014**	*Inj. Vol.:*	**300.00**
Injection Type:	**Unknown**	*Dilution Factor:*	**1.0000**
Processing Method:	**5-082915 RL**	*Injection Number:*	**36**
Inj. Date / Time:	**29-Aug-2015 / 15:06**	*Sample Comment:*	**7199 REPLICATE**

No.	Time min	Peak Name	Peak Type	Area mAU*min	Height mAU	Amount ppm
1	3.87	Cr(VI)	BMB	2.927	6.782	0.0191

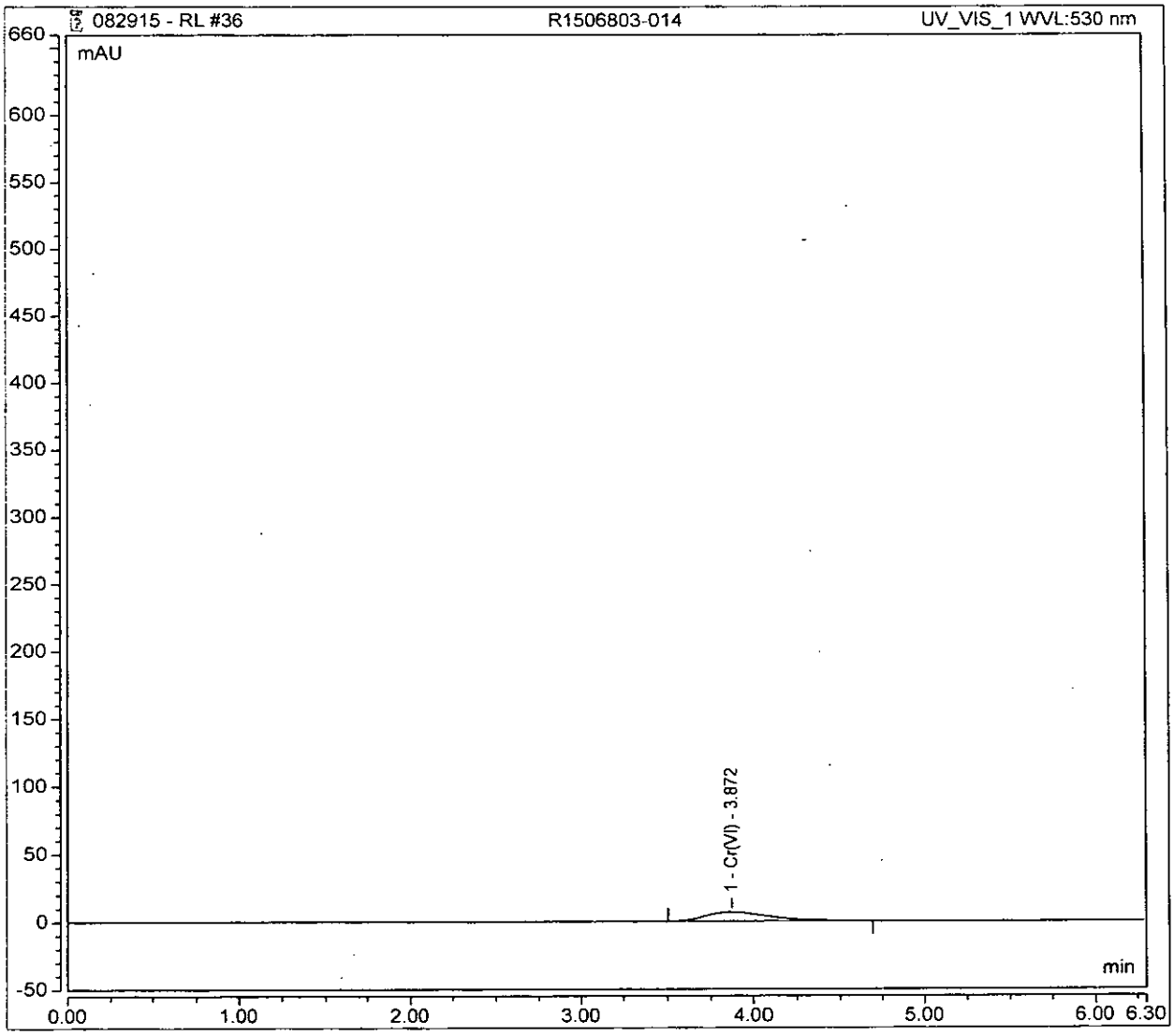

Chromeleon (c) Dionex 1996-2009
Version 7.1.1.1127

Peak Integration Report

Sample Name:	**R1506803-015**	*Inj. Vol.:*	**300.00**
Injection Type:	**Unknown**	*Dilution Factor:*	**1.0000**
Processing Method:	**5-082915 RL**	*Injection Number:*	**37**
Inj. Date / Time:	**29-Aug-2015 / 15:13**	*Sample Comment:*	**7199**

No.	Time min	Peak Name	Peak Type	Area mAU*min	Height mAU	Amount ppm
1	3.88	Cr(VI)	BMB	2.125	4.988	0.0139

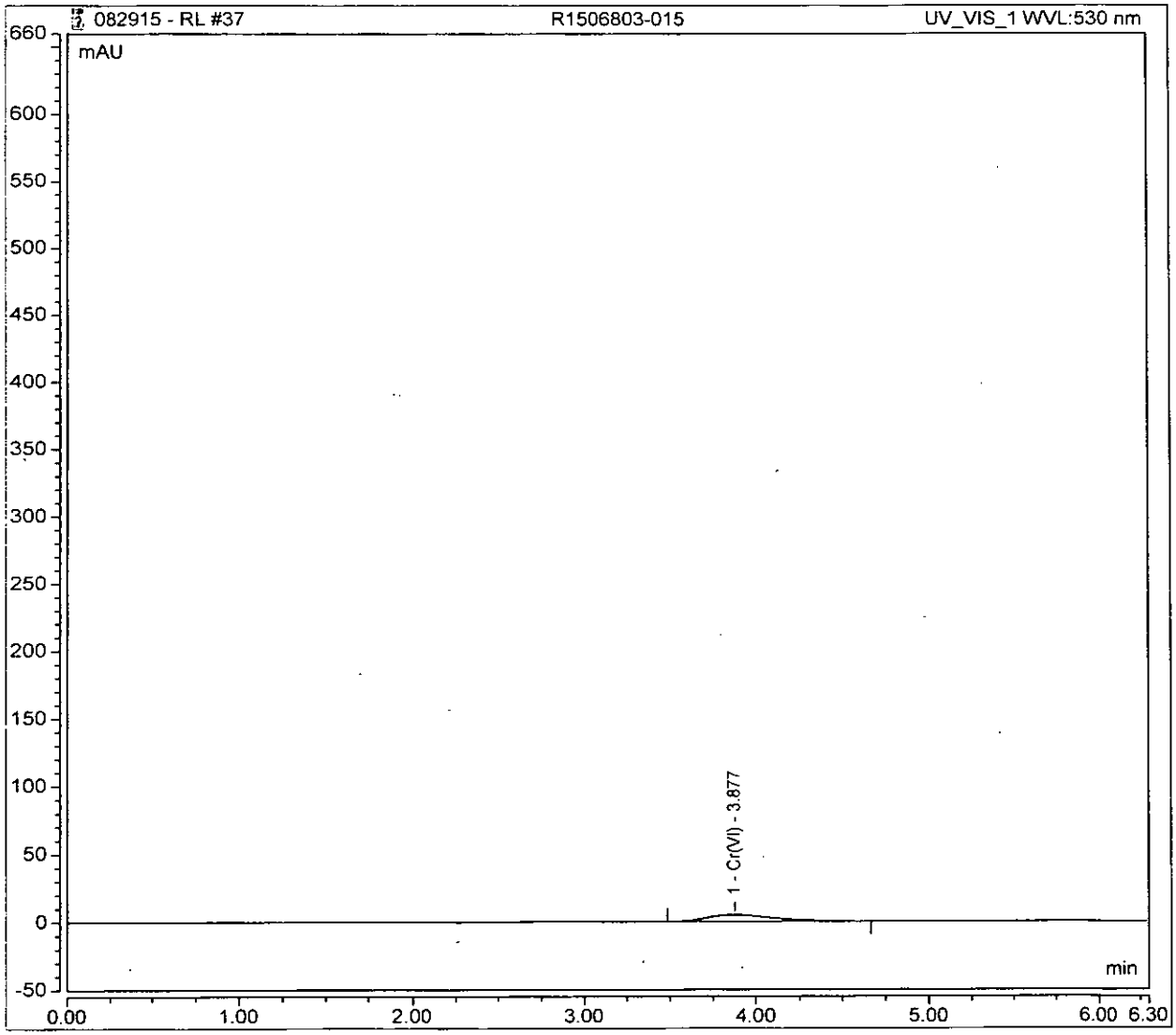

Peak Integration Report

Sample Name:	**R1506803-015**	*Inj. Vol.:*	**300.00**
Injection Type:	**Unknown**	*Dilution Factor:*	**1.0000**
Processing Method:	**5-082915 RL**	*Injection Number:*	**38**
Inj. Date / Time:	**29-Aug-2015 / 15:22**	*Sample Comment:*	**7199 REPLICATE**

No.	Time min	Peak Name	Peak Type	Area mAU*min	Height mAU	Amount ppm
1	3.87	Cr(VI)	BMB	2.143	5.024	0.0140

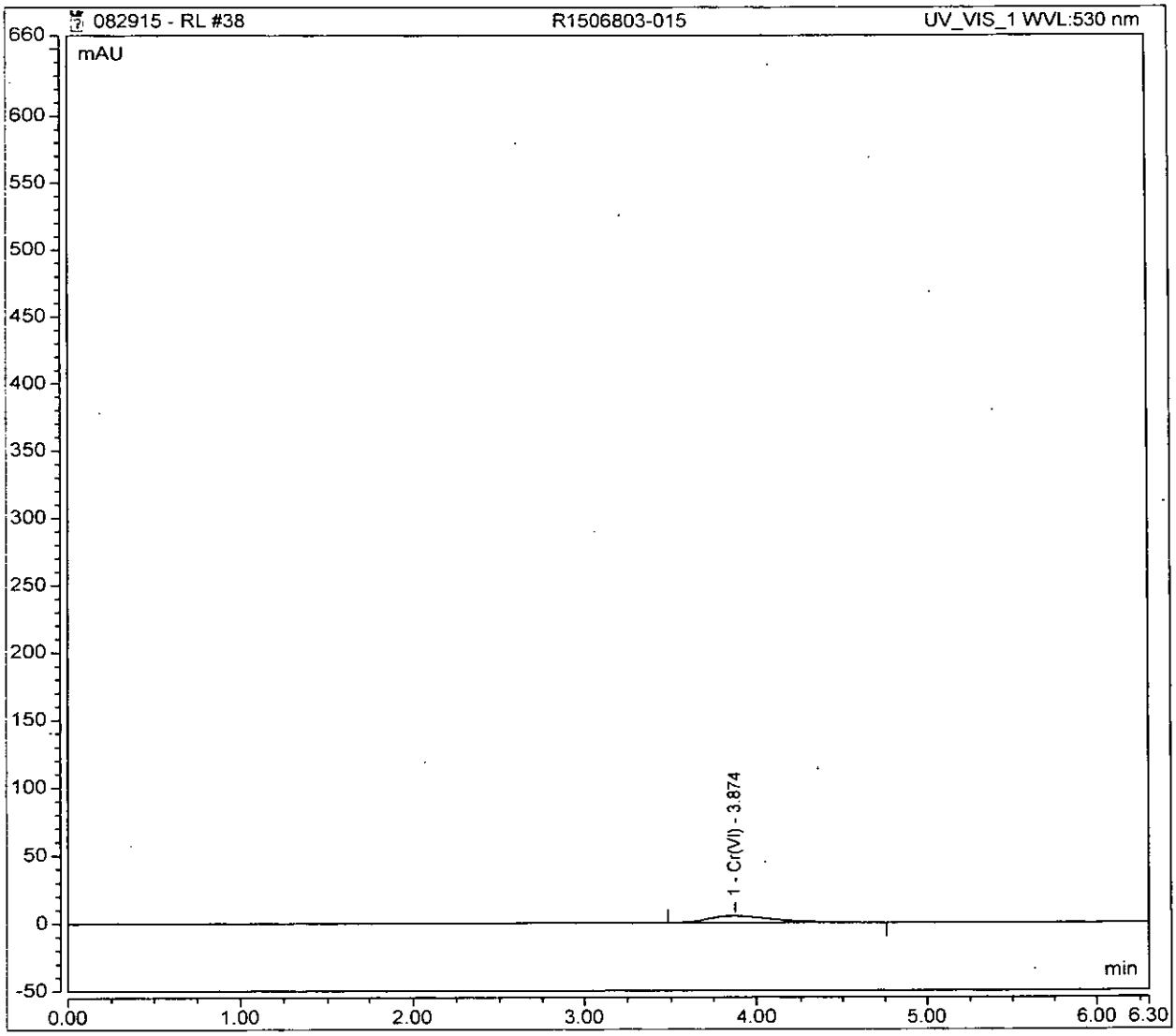

Chromeleon (c) Dionex 1996-2009
Version 7.1.1.1127

Peak Integration Report

Sample Name:	**R1506803-016**	*Inj. Vol.:*	**300.00**
Injection Type:	**Unknown**	*Dilution Factor:*	**1.0000**
Processing Method:	**5-082915 RL**	*Injection Number:*	**39**
Inj. Date / Time:	**29-Aug-2015 / 15:29**	*Sample Comment:*	**7199**

No.	Time min	Peak Name	Peak Type	Area mAU*min	Height mAU	Amount ppm
1	3.87	Cr(VI)	BMB	2.156	5.083	0.0141

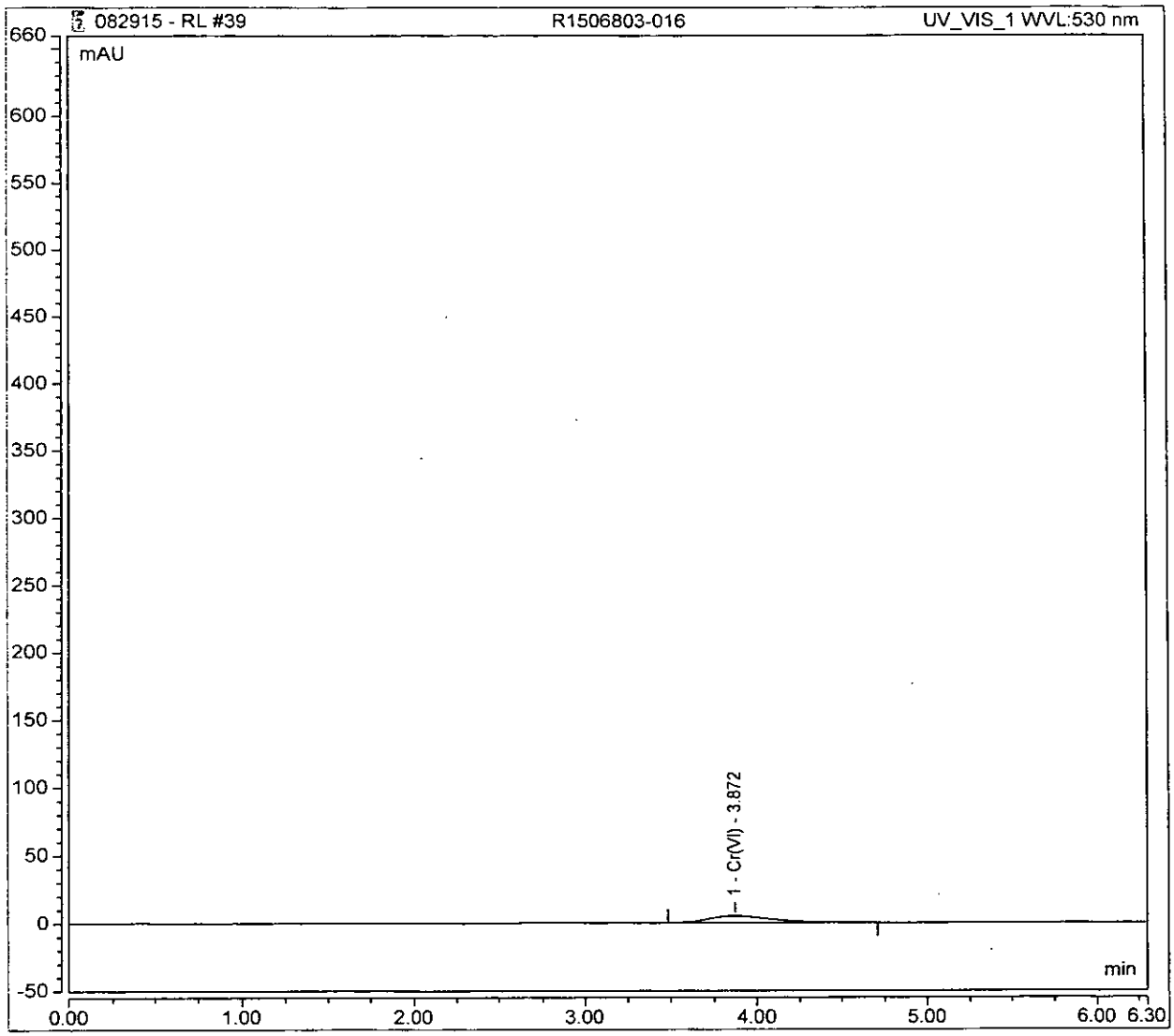

Chromeleon (c) Dionex 1996-2009
Version 7.1.1.1127

00152

Peak Integration Report

Sample Name:	**R1506803-016**	*Inj. Vol.:*	**300.00**
Injection Type:	**Unknown**	*Dilution Factor:*	**1.0000**
Processing Method:	**5-082915 RL**	*Injection Number:*	**40**
Inj. Date / Time:	**29-Aug-2015 / 15:37**	*Sample Comment:*	**7199 REPLICATE**

No.	Time min	Peak Name	Peak Type	Area mAU*min	Height mAU	Amount ppm
1	3.87	Cr(VI)	BMB	2.101	5.047	0.0137

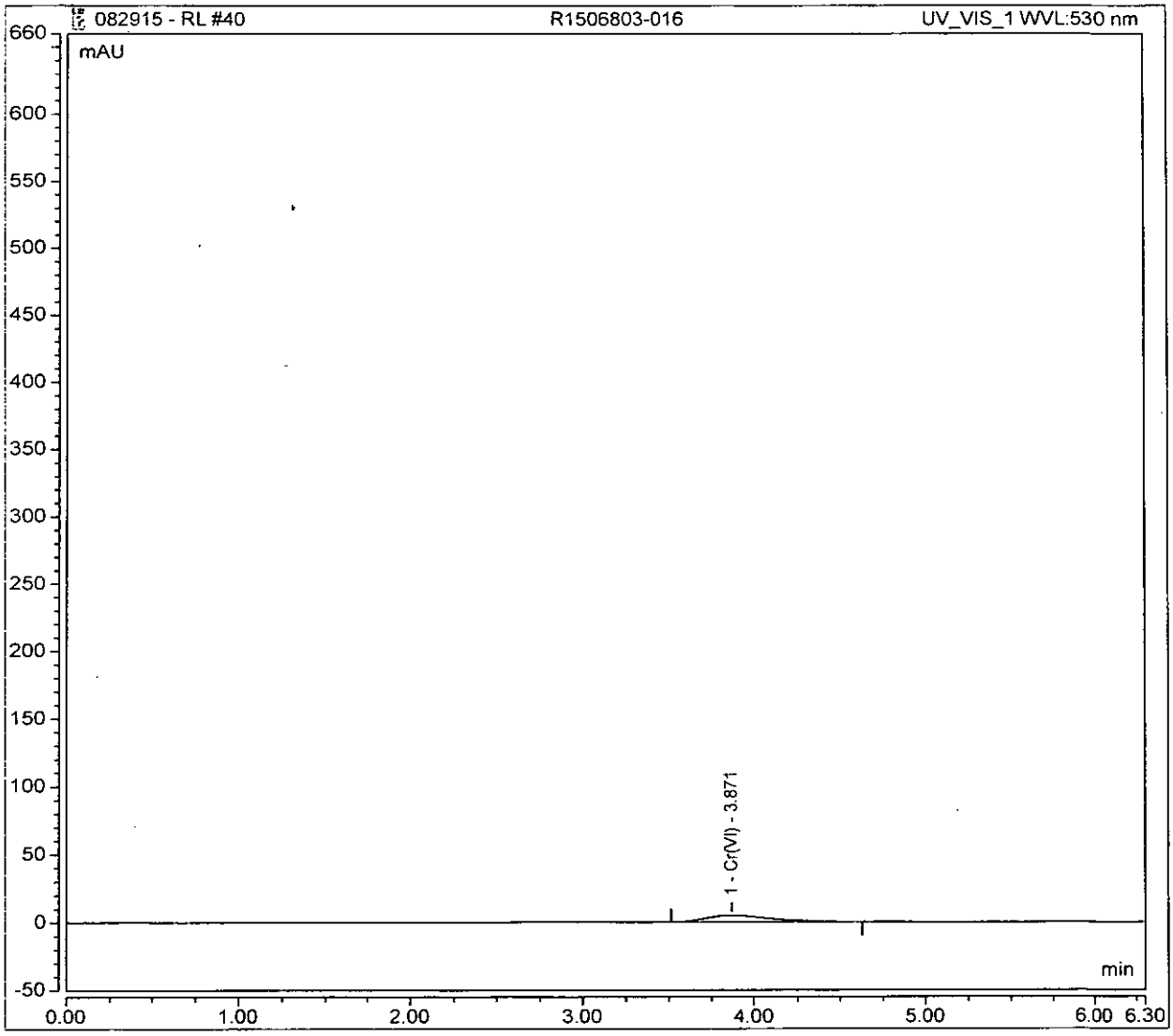

Chromeleon (c) Dionex 1996-2009
Version 7.1.1.1127

00153

Peak Integration Report

Sample Name:	**CCV**	*Inj. Vol.:*	**300.00**
Injection Type:	**Unknown**	*Dilution Factor:*	**1.0000**
Processing Method:	**5-082915 RL**	*Injection Number:*	**41**
Inj. Date / Time:	**29-Aug-2015 / 15:45**	*Sample Comment:*	**7199/218.6 RL**

No.	Time min	Peak Name	Peak Type	Area mAU*min	Height mAU	Amount ppm
1	4.03	Cr(VI)	BMB	80.404	269.913	0.5219

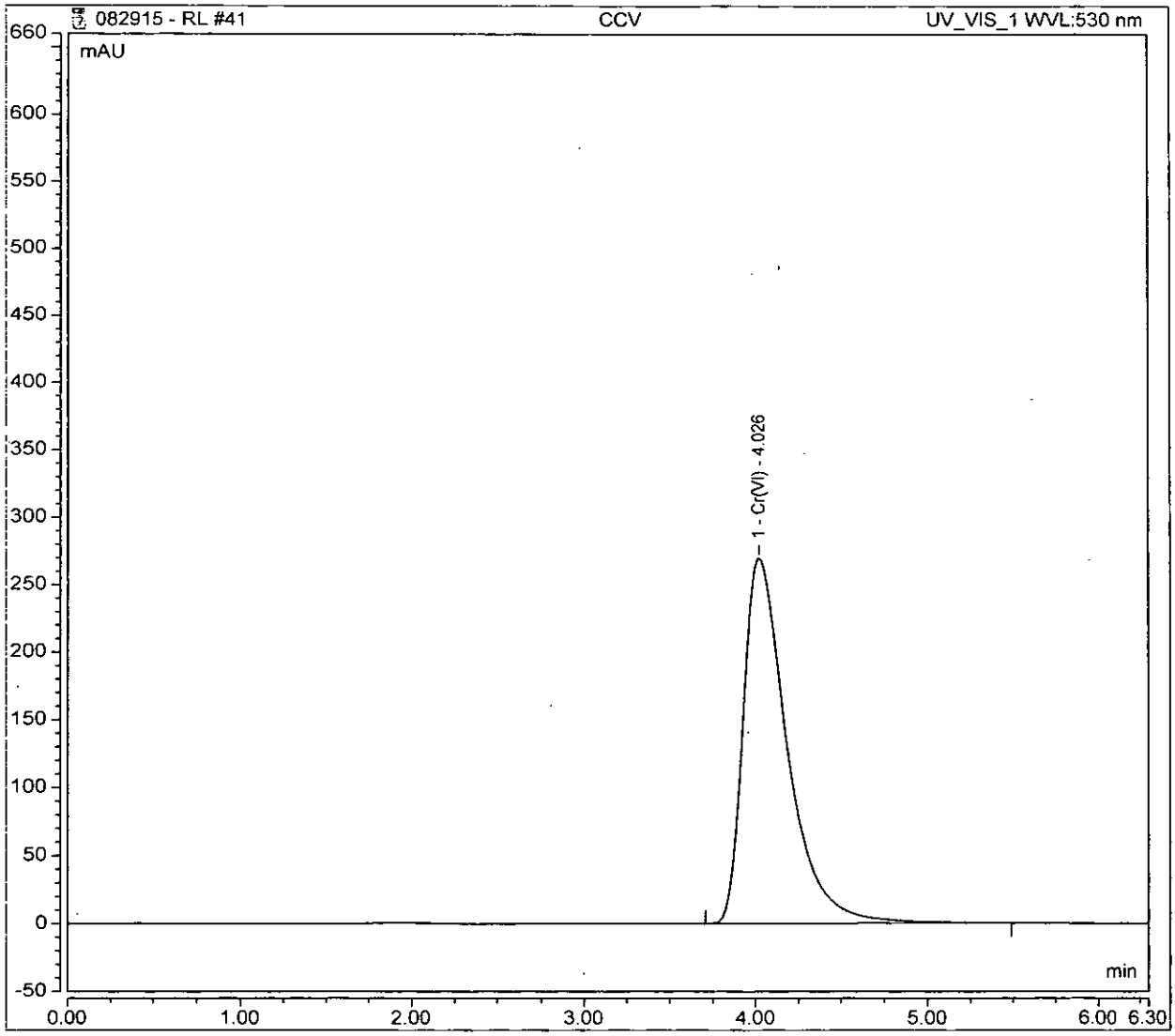

Chromeleon (c) Dionex 1996-2009
Version 7.1.1.1127

00154

Peak Integration Report

Sample Name:	**CCB**	*Inj. Vol.:*	**300.00**
Injection Type:	**Unknown**	*Dilution Factor:*	**1.0000**
Processing Method:	**5-082915 RL**	*Injection Number:*	**42**
Inj. Date / Time:	**29-Aug-2015 / 15:54**	*Sample Comment:*	**7199/218.6 RL**

No.	Time min	Peak Name	Peak Type	Area mAU*min	Height mAU	Amount n.a.

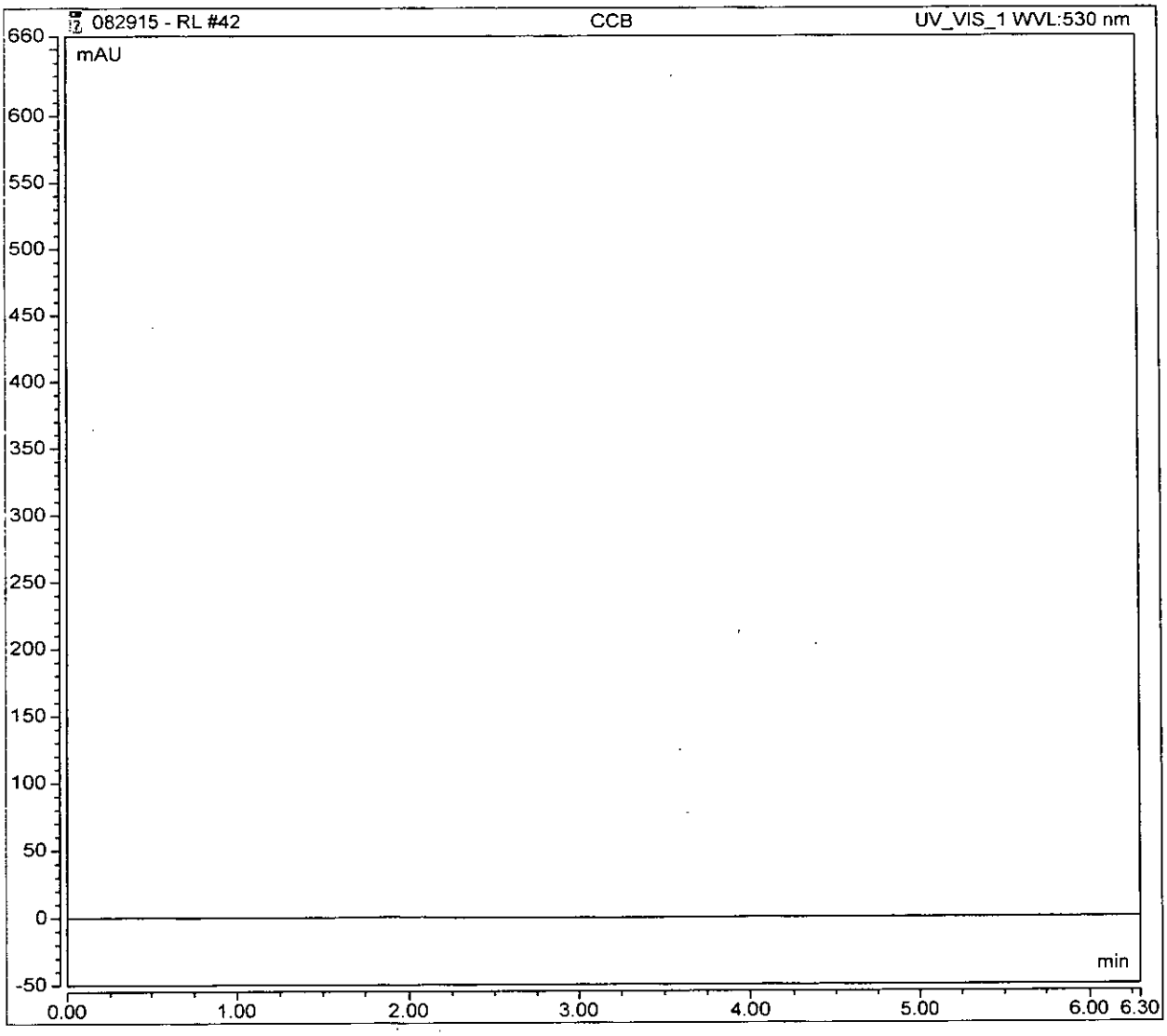

Chromeleon (c) Dionex 1996-2009
Version 7.1.1.1127

00155

Peak Integration Report

Sample Name:	**R1506803-017**	*Inj. Vol.:*	**300.00**
Injection Type:	**Unknown**	*Dilution Factor:*	**1.0000**
Processing Method:	**5-082915 RL**	*Injection Number:*	**43**
Inj. Date / Time:	**29-Aug-2015 / 16:03**	*Sample Comment:*	**7199**

No.	Time min	Peak Name	Peak Type	Area mAU*min	Height mAU	Amount ppm
1	3.86	Cr(VI)	BMB	1.890	4.573	0.0124

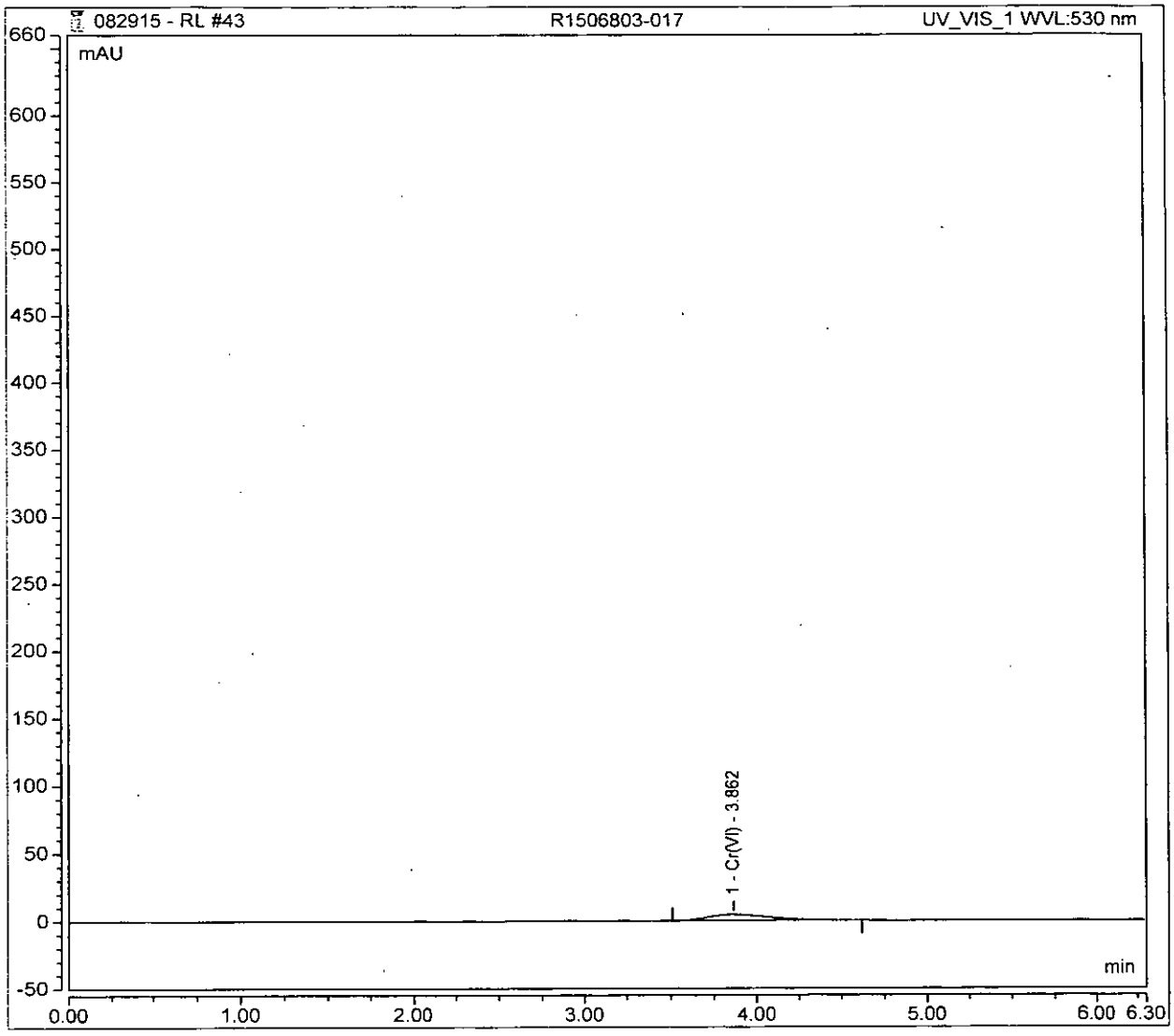

Chromeleon (c) Dionex 1996-2009
Version 7.1.1.1127

Peak Integration Report

Sample Name:	**R1506803-017**	*Inj. Vol.:*	**300.00**
Injection Type:	**Unknown**	*Dilution Factor:*	**1.0000**
Processing Method:	**5-082915 RL**	*Injection Number:*	**44**
Inj. Date / Time:	**29-Aug-2015 / 16:11**	*Sample Comment:*	**7199 REPLICATE**

No.	Time min	Peak Name	Peak Type	Area mAU*min	Height mAU	Amount ppm
1	3.89	Cr(VI)	BMB	1.908	4.601	0.0125

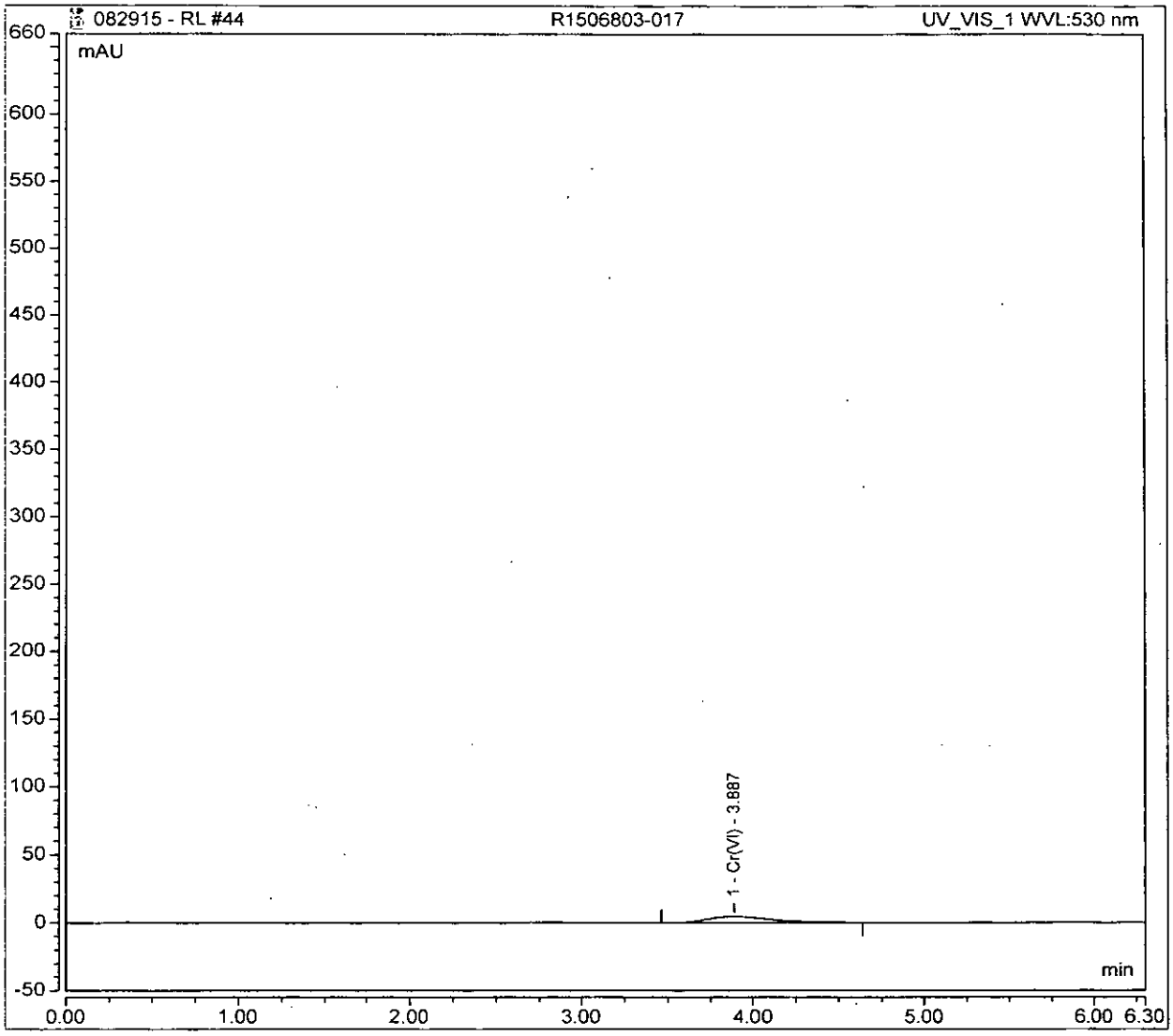

Chromeleon (c) Dionex 1996-2009
Version 7.1.1.1127

Peak Integration Report

Sample Name:	**R1506803-018**	*Inj. Vol.:*	**300.00**
Injection Type:	**Unknown**	*Dilution Factor:*	**1.0000**
Processing Method:	**5-082915 RL**	*Injection Number:*	**45**
Inj. Date / Time:	**29-Aug-2015 / 16:18**	*Sample Comment:*	**7199**

No.	Time min	Peak Name	Peak Type	Area mAU*min	Height mAU	Amount ppm
1	3.88	Cr(VI)	BMB	1.756	4.186	0.0115

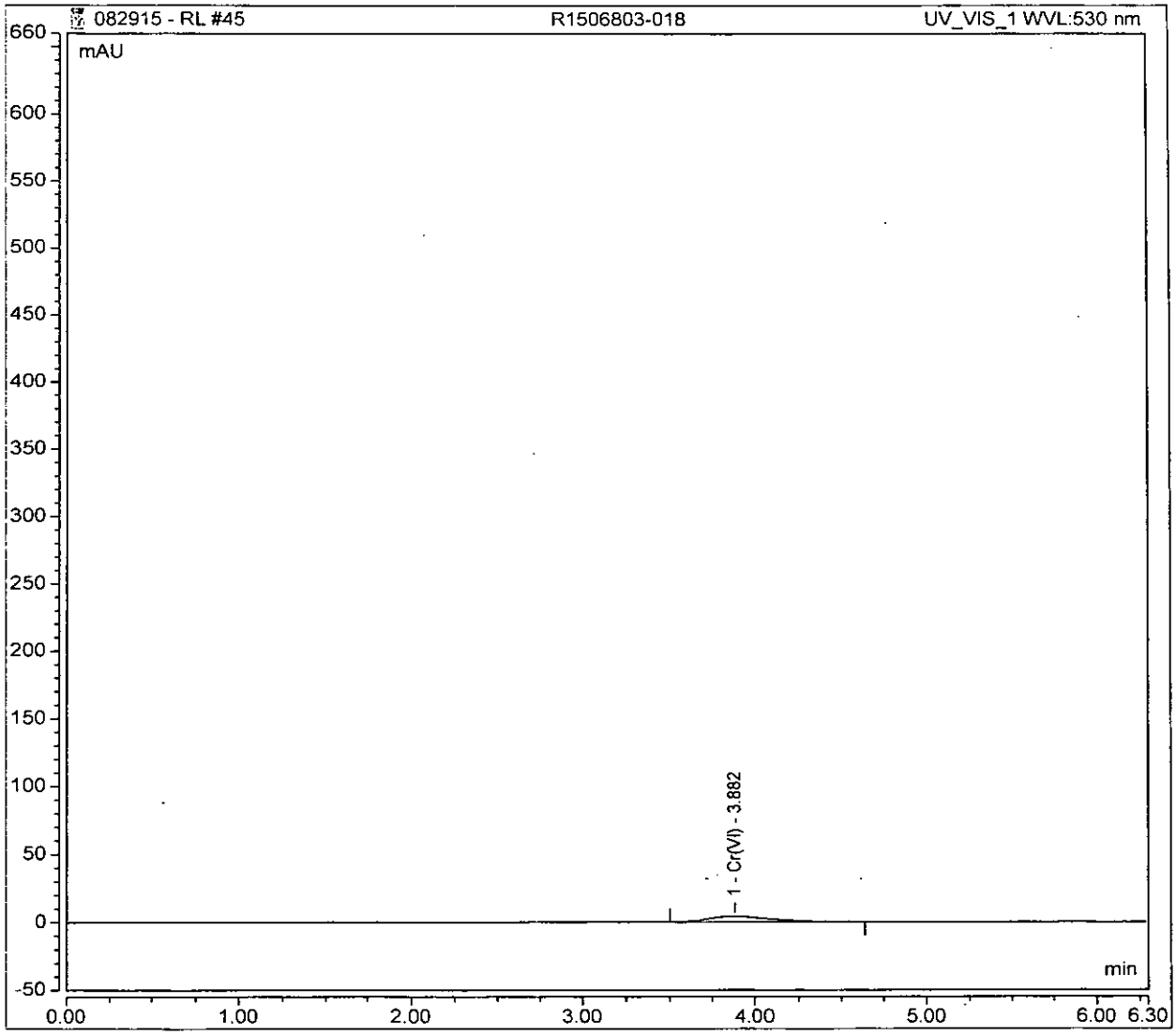

Chromeleon (c) Dionex 1996-2009
Version 7.1.1.1127

00158

Peak Integration Report

Sample Name:	**R1506803-018**	*Inj. Vol.:*	**300.00**
Injection Type:	**Unknown**	*Dilution Factor:*	**1.0000**
Processing Method:	**5-082915 RL**	*Injection Number:*	**46**
Inj. Date / Time:	**29-Aug-2015 / 16:27**	*Sample Comment:*	**7199 REPLICATE**

No.	Time min	Peak Name	Peak Type	Area mAU*min	Height mAU	Amount ppm
1	3.88	Cr(VI)	BMB	1.740	4.141	0.0114

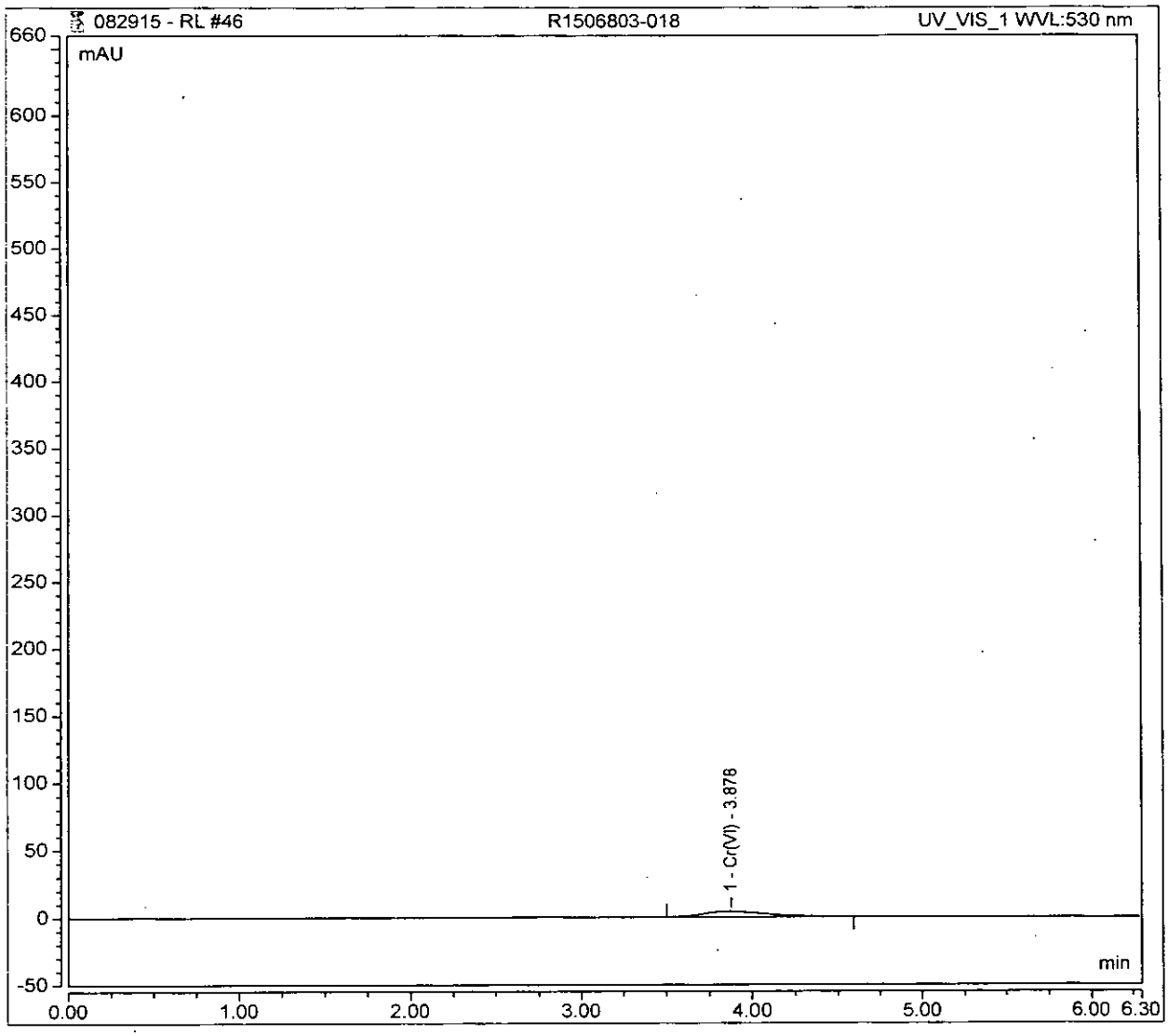

Chromeleon (c) Dionex 1996-2009
Version 7.1.1.1127

00159

Peak Integration Report

Sample Name:	**R1506803-028**	*Inj. Vol.:*	**300.00**
Injection Type:	**Unknown**	*Dilution Factor:*	**1.0000**
Processing Method:	**5-082915 RL**	*Injection Number:*	**47**
Inj. Date / Time:	**29-Aug-2015 / 16:34**	*Sample Comment:*	**7199**

No.	Time min	Peak Name	Peak Type	Area mAU*min	Height mAU	Amount ppm
1	3.87	Cr(VI)	BMB	14.299	33.022	0.0929

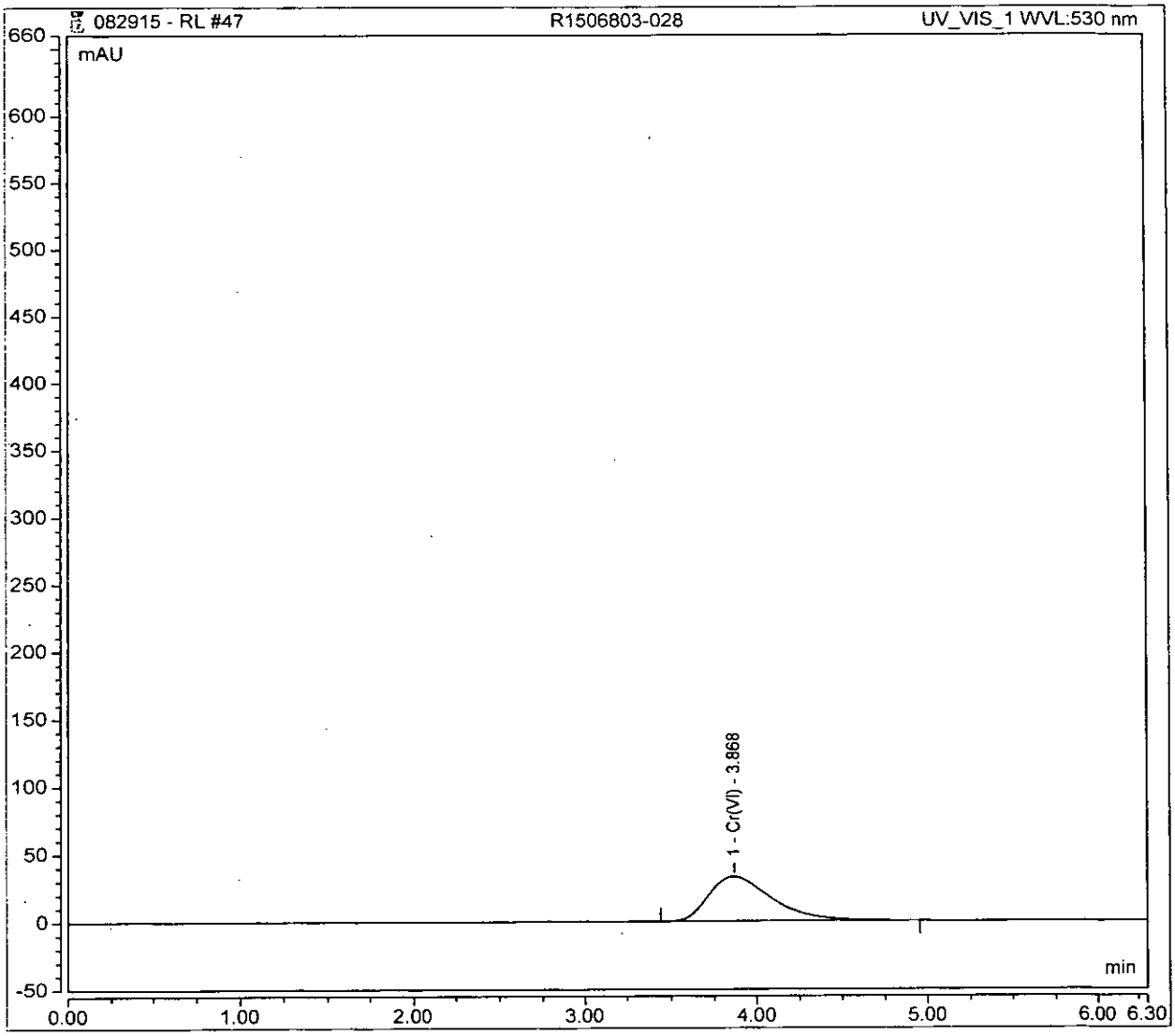

Chromeleon (c) Dionex 1996-2009
Version 7.1.1.1127

00160

Peak Integration Report

Sample Name:	**R1506803-028**	*Inj. Vol.:*	**300.00**
Injection Type:	**Unknown**	*Dilution Factor:*	**1.0000**
Processing Method:	**5-082915 RL**	*Injection Number:*	**48**
Inj. Date / Time:	**29-Aug-2015 / 16:43**	*Sample Comment:*	**7199 REPLICATE**

No.	Time min	Peak Name	Peak Type	Area mAU*min	Height mAU	Amount ppm
1	3.87	Cr(VI)	BMB	14.366	33.052	0.0933

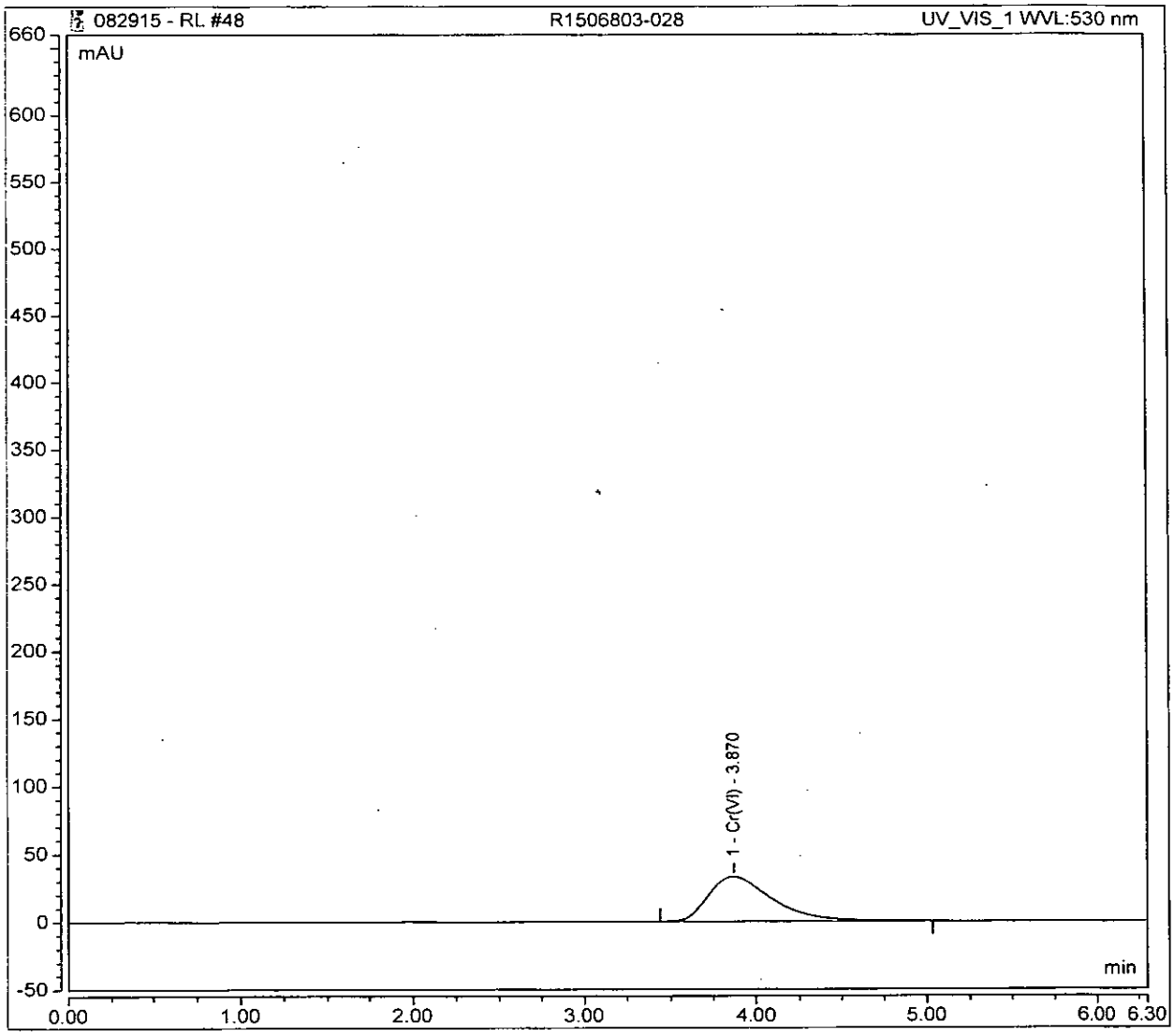

Chromeleon (c) Dionex 1996-2009
Version 7.1.1.1127

00161

Peak Integration Report

Sample Name:	**R1506803-029**	*Inj. Vol.:*	**300.00**
Injection Type:	**Unknown**	*Dilution Factor:*	**1.0000**
Processing Method:	**5-082915 RL**	*Injection Number:*	**49**
Inj. Date / Time:	**29-Aug-2015 / 16:50**	*Sample Comment:*	**7199**

No.	Time min	Peak Name	Peak Type	Area mAU*min	Height mAU	Amount ppm
1	3.86	Cr(VI)	BMB	10.365	23.480	0.0674

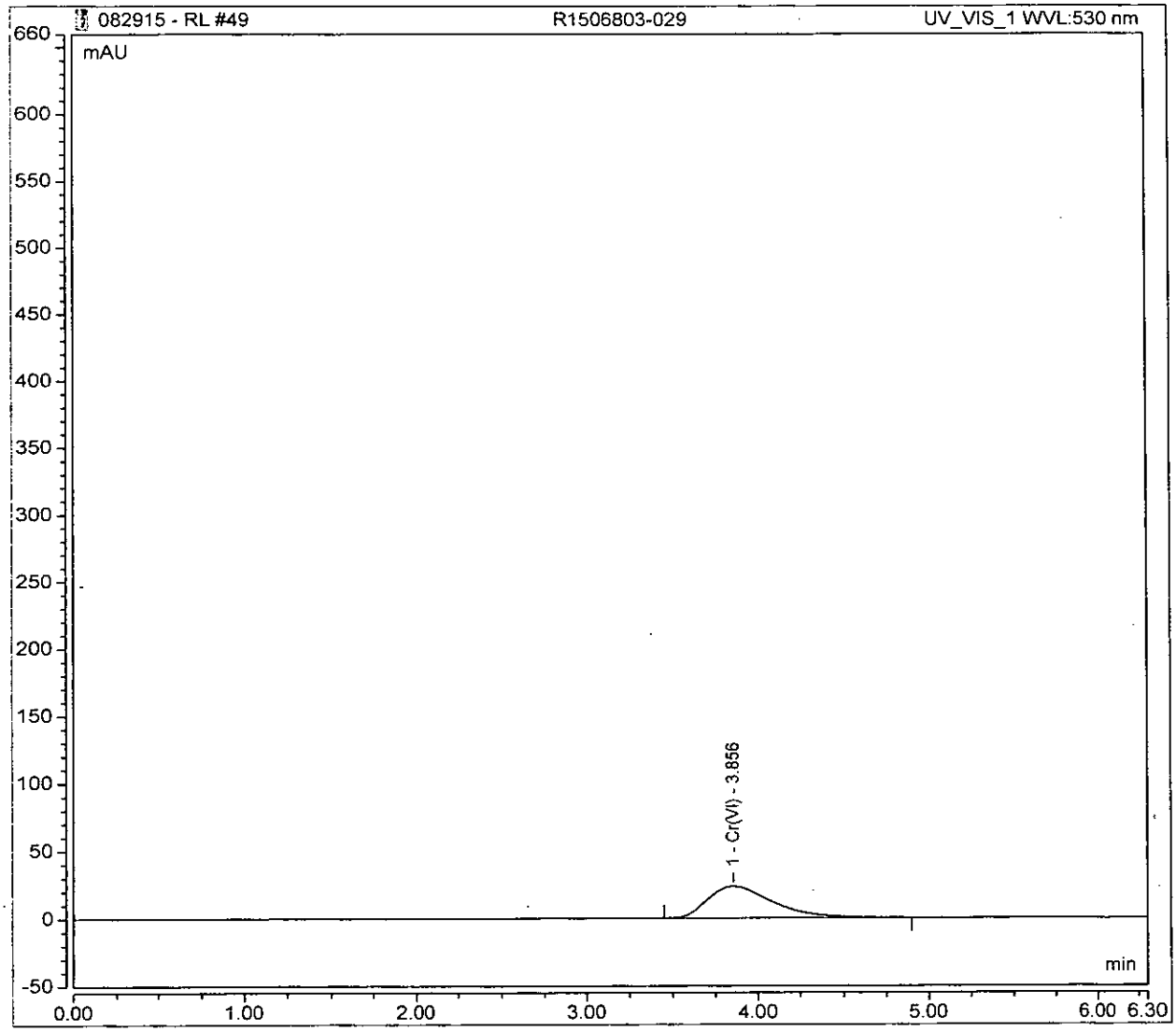

Chromeleon (c) Dionex 1996-2009
Version 7.1.1.1127

Peak Integration Report

Sample Name:	**R1506803-029**	*Inj. Vol.:*	**300.00**
Injection Type:	**Unknown**	*Dilution Factor:*	**1.0000**
Processing Method:	**5-082915 RL**	*Injection Number:*	**50**
Inj. Date / Time:	**29-Aug-2015 / 16:58**	*Sample Comment:*	**7199 REPLICATE**

No.	Time min	Peak Name	Peak Type	Area mAU*min	Height mAU	Amount ppm
1	3.85	Cr(VI)	BMB	10.460	23.598	0.0680

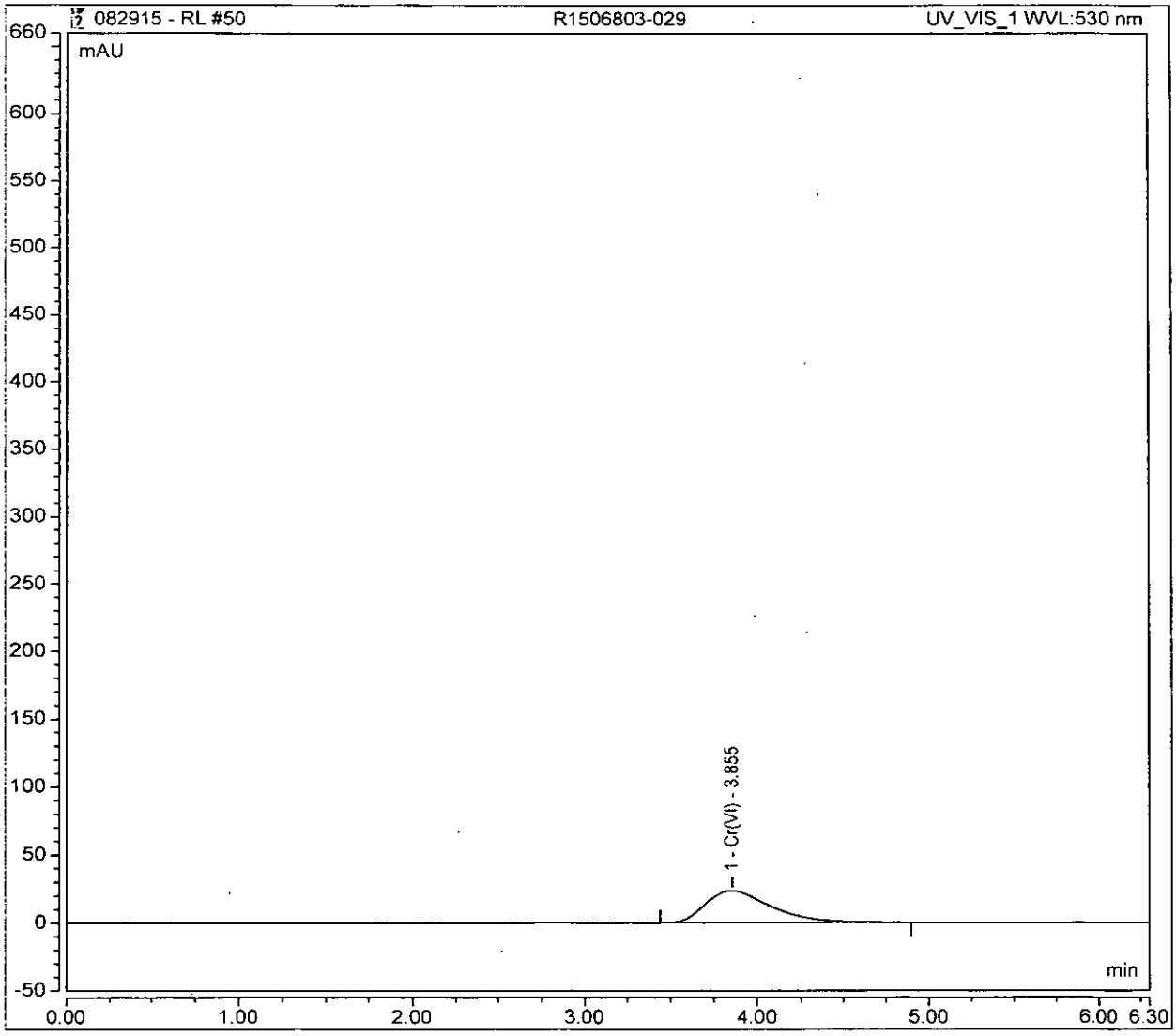

Chromeleon (c) Dionex 1996-2009
Version 7.1.1.1127

Peak Integration Report

Sample Name:	**R1506803-030**	*Inj. Vol.:*	**300.00**
Injection Type:	**Unknown**	*Dilution Factor:*	**1.0000**
Processing Method:	**5-082915 RL**	*Injection Number:*	**51**
Inj. Date / Time:	**29-Aug-2015 / 17:05**	*Sample Comment:*	**7199**

No.	Time min	Peak Name	Peak Type	Area mAU*min	Height mAU	Amount n.a.

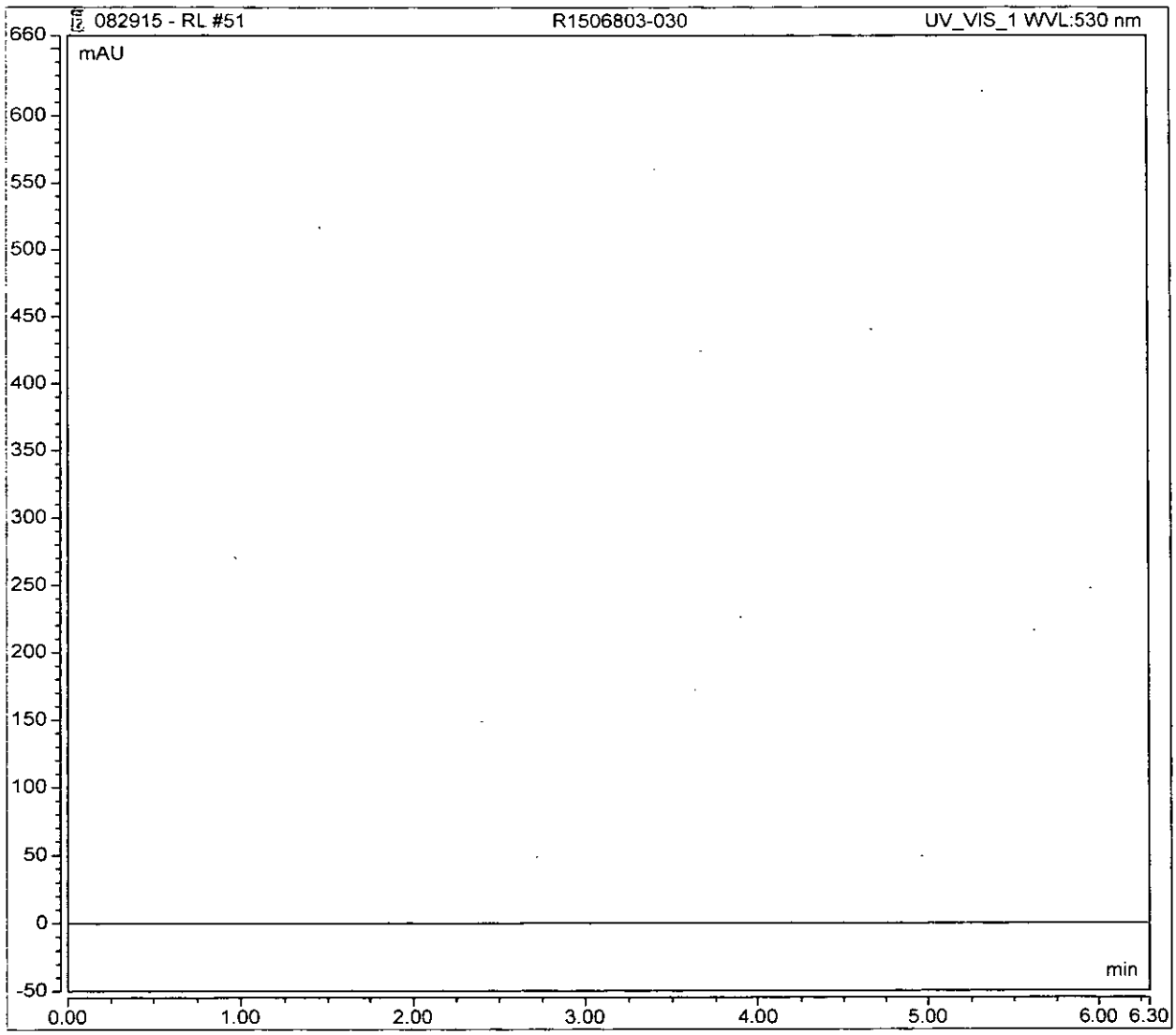

Chromeleon (c) Dionex 1996-2009
Version 7.1.1.1127

00164

Peak Integration Report

Sample Name:	**R1506803-030**	*Inj. Vol.:*	**300.00**
Injection Type:	**Unknown**	*Dilution Factor:*	**1.0000**
Processing Method:	**5-082915 RL**	*Injection Number:*	**52**
Inj. Date / Time:	**29-Aug-2015 / 17:14**	*Sample Comment:*	**7199 REPLICATE**

No.	Time min	Peak Name	Peak Type	Area mAU*min	Height mAU	Amount n.a.

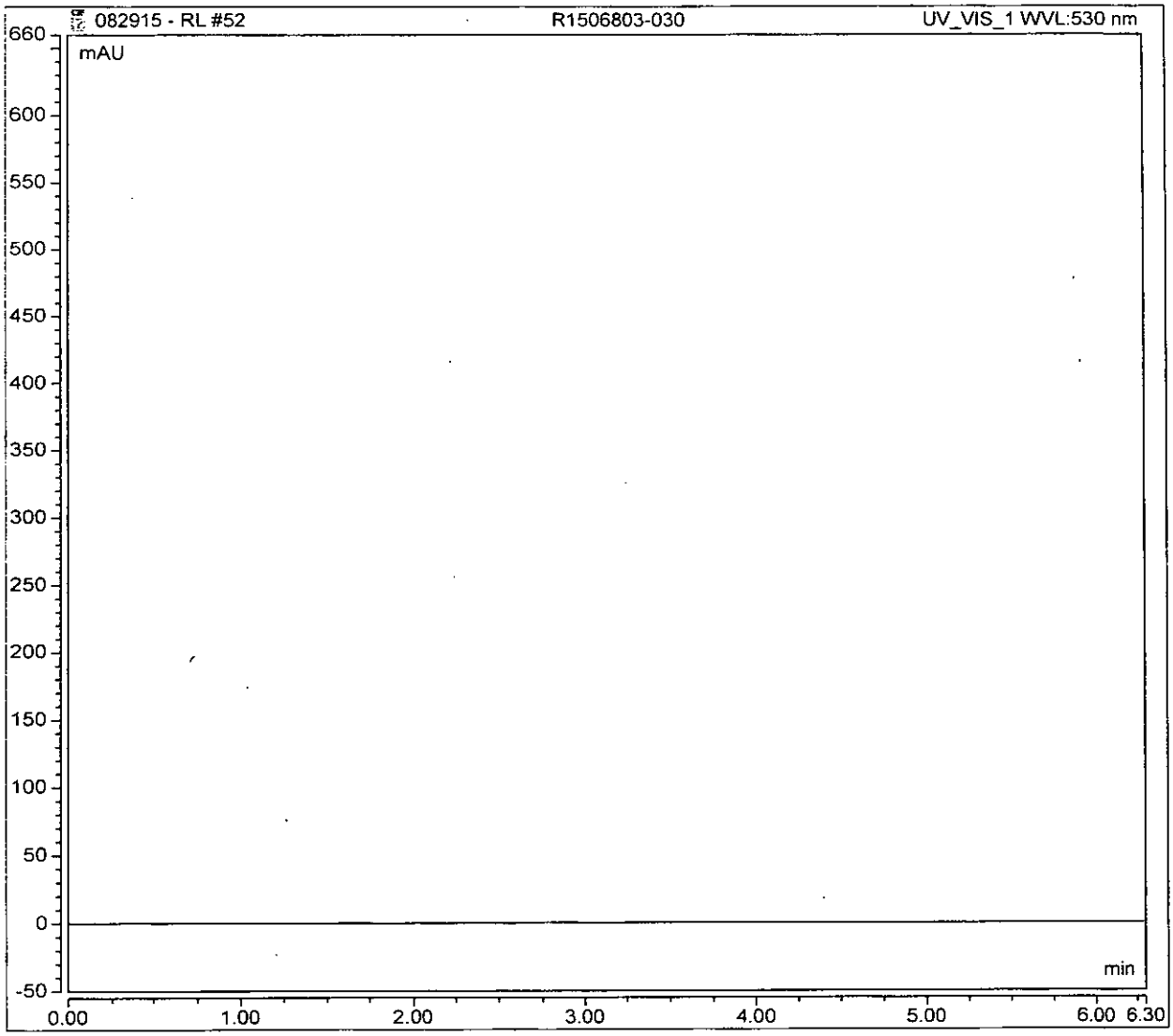

Chromeleon (c) Dionex 1996-2009
Version 7.1.1.1127

00165

Peak Integration Report

Sample Name:	**CCV**	*Inj. Vol.:*	**300.00**
Injection Type:	**Unknown**	*Dilution Factor:*	**1.0000**
Processing Method:	**5-082915 RL**	*Injection Number:*	**53**
Inj. Date / Time:	**29-Aug-2015 / 17:21**	*Sample Comment:*	**7199/218.6 RL**

No.	Time min	Peak Name	Peak Type	Area mAU*min	Height mAU	Amount ppm
1	4.01	Cr(VI)	BMB	79.502	259.981	0.5161

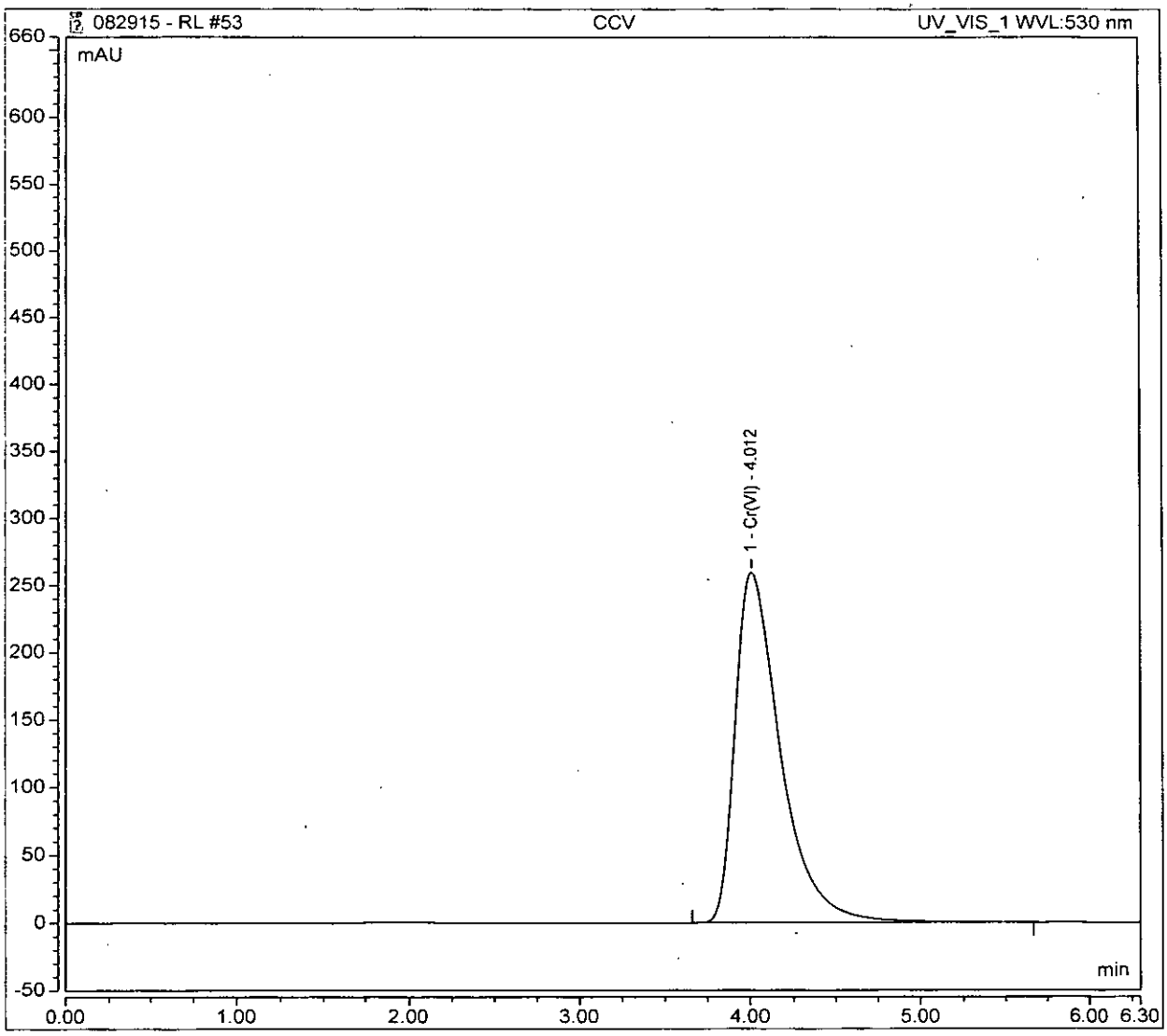

Chromeleon (c) Dionex 1996-2009
Version 7.1.1.1127

Peak Integration Report

Sample Name:	**CCB**	*Inj. Vol.:*	**300.00**
Injection Type:	**Unknown**	*Dilution Factor:*	**1.0000**
Processing Method:	**5-082915 RL**	*Injection Number:*	**54**
Inj. Date / Time:	**29-Aug-2015 / 17:30**	*Sample Comment:*	**7199/218.6 RL**

No.	Time min	Peak Name	Peak Type	Area mAU*min	Height mAU	Amount n.a.

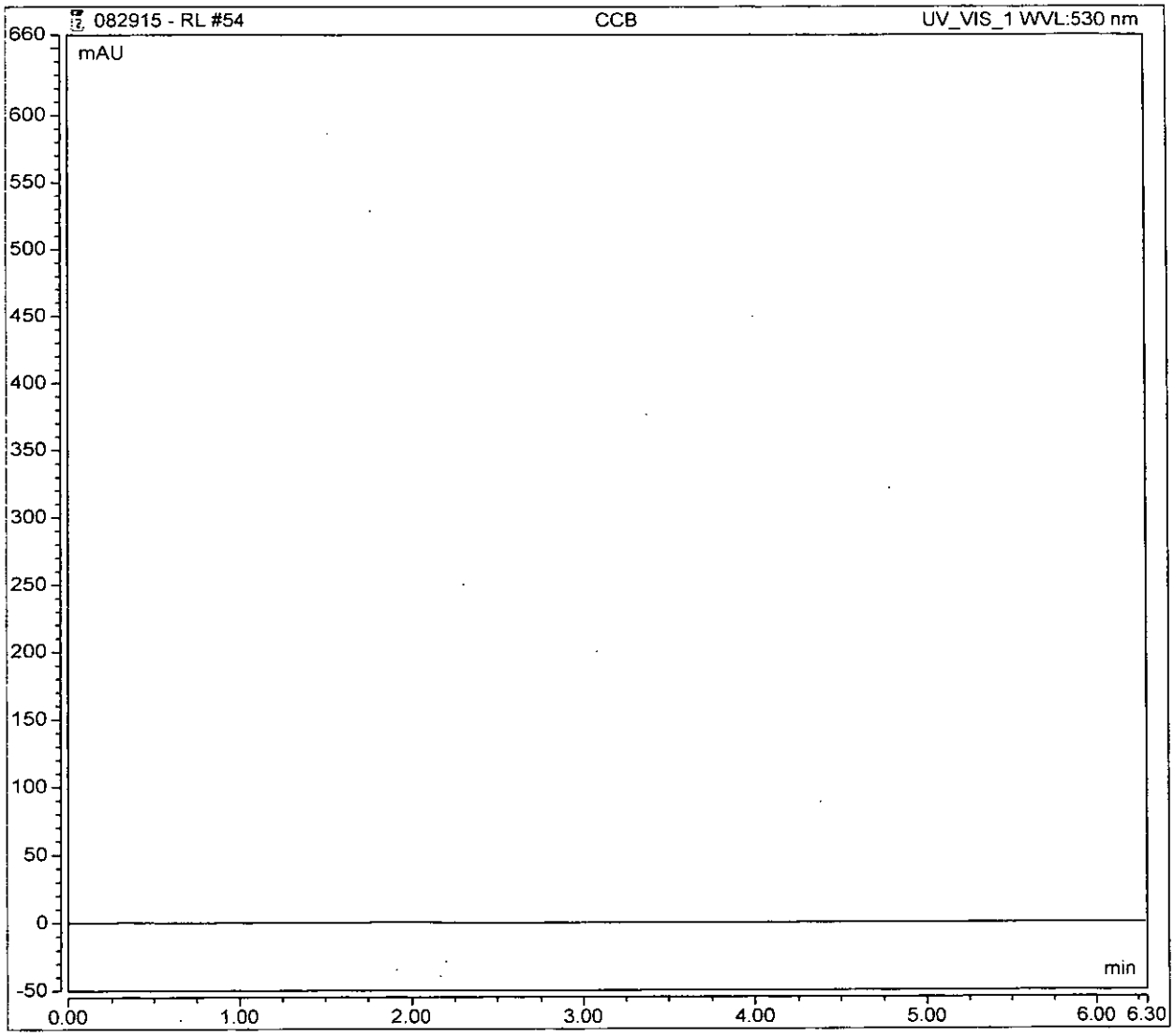

Peak Integration Report

Sample Name:	**R1506803-031**	*Inj. Vol.:*	**300.00**
Injection Type:	**Unknown**	*Dilution Factor:*	**1.0000**
Processing Method:	**5-082915 RL**	*Injection Number:*	**55**
Inj. Date / Time:	**29-Aug-2015 / 17:38**	*Sample Comment:*	**7199**

No.	Time min	Peak Name	Peak Type	Area mAU*min	Height mAU	Amount n.a.

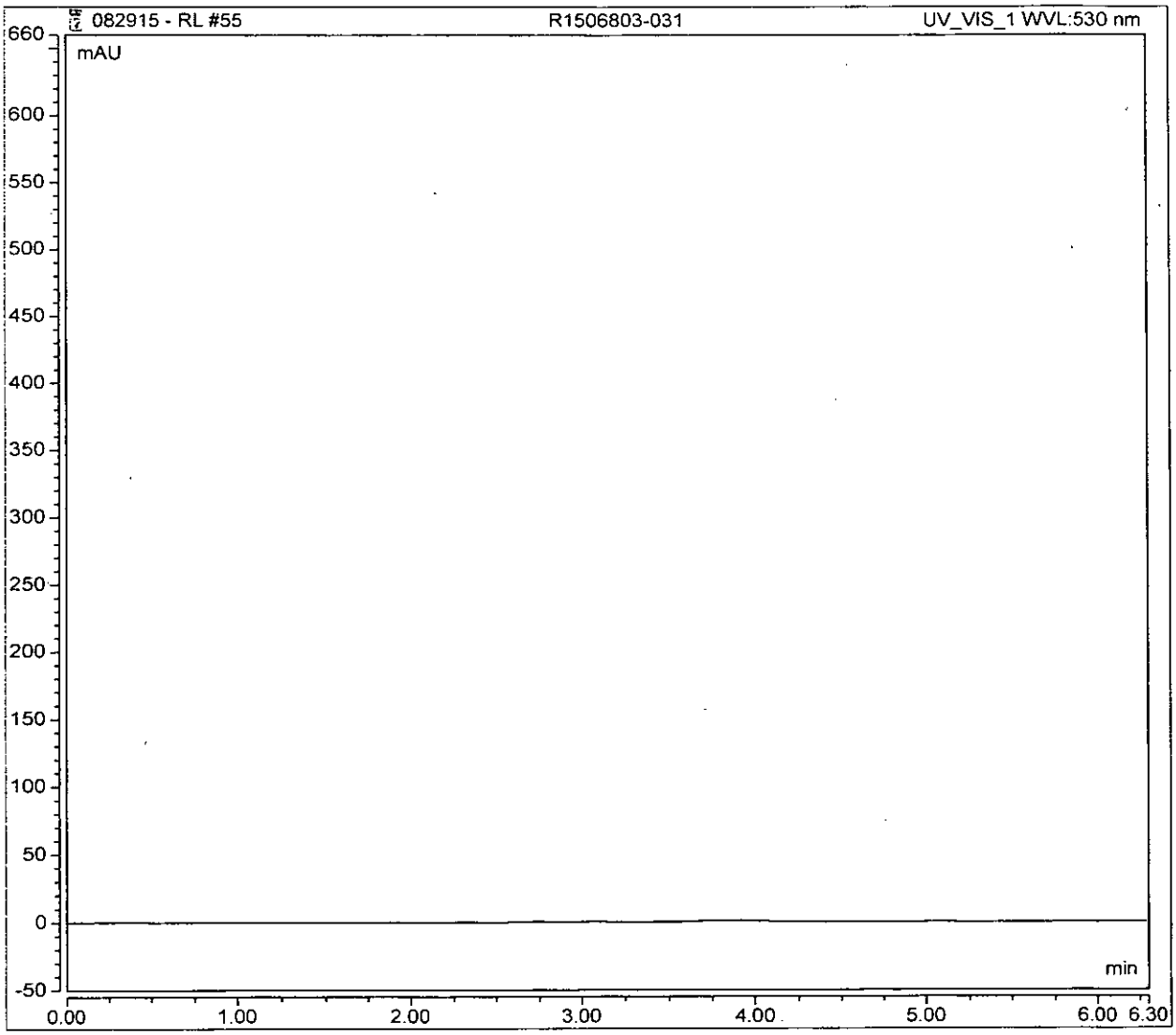

Chromeleon (c) Dionex 1996-2009
Version 7.1.1.1127

Peak Integration Report

Sample Name:	**R1506803-031**	*Inj. Vol.:*	**300.00**
Injection Type:	**Unknown**	*Dilution Factor:*	**1.0000**
Processing Method:	**5-082915 RL**	*Injection Number:*	**56**
Inj. Date / Time:	**29-Aug-2015 / 17:46**	*Sample Comment:*	**7199 REPLICATE**

No.	Time min	Peak Name	Peak Type	Area mAU*min	Height mAU	Amount n.a.

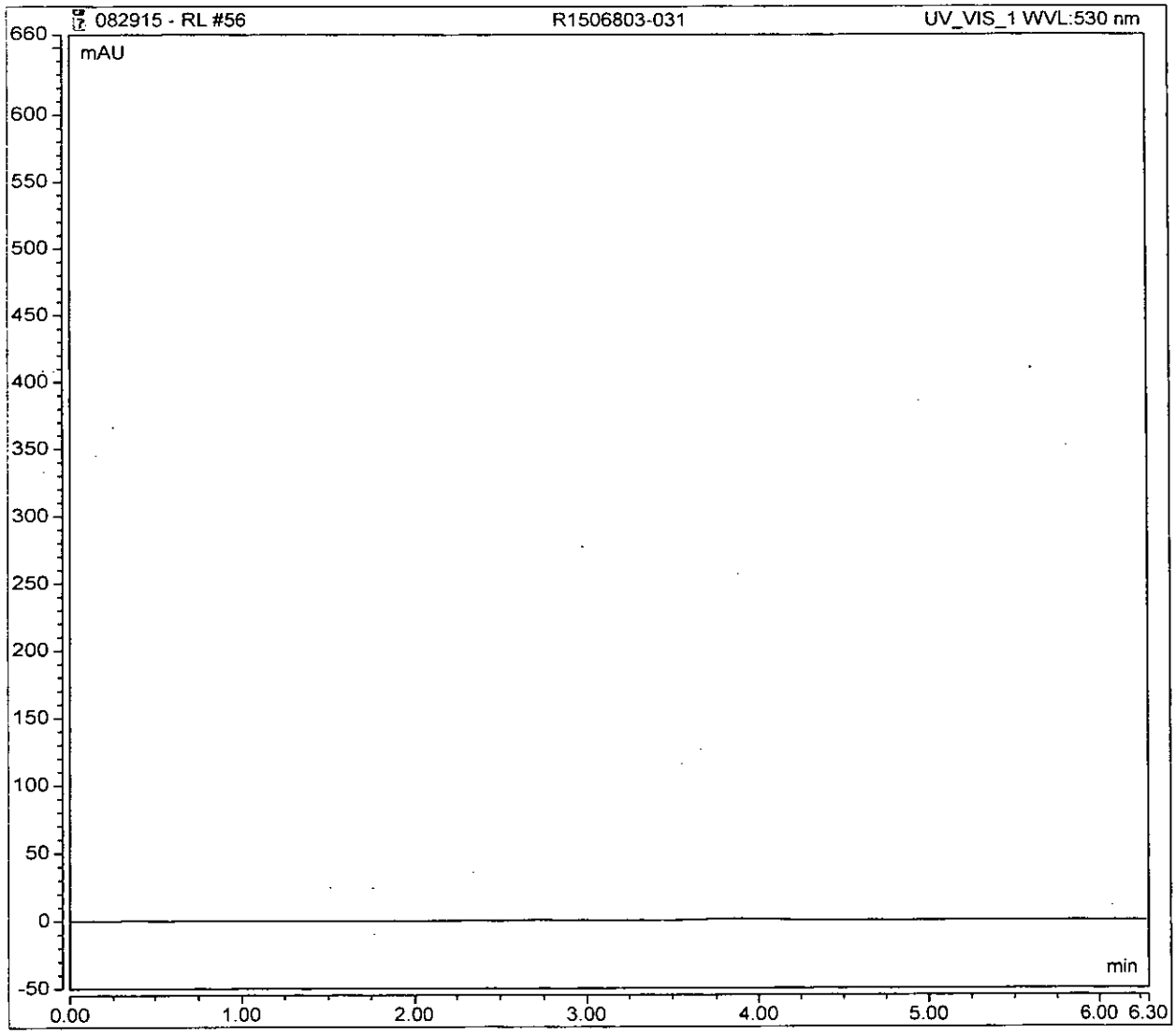

Peak Integration Report

Sample Name:	**R1506803-032**	*Inj. Vol.:*	**300.00**
Injection Type:	**Unknown**	*Dilution Factor:*	**1.0000**
Processing Method:	**5-082915 RL**	*Injection Number:*	**57**
Inj. Date / Time:	**29-Aug-2015 / 17:53**	*Sample Comment:*	**7199**

No.	Time min	Peak Name	Peak Type	Area mAU*min	Height mAU	Amount n.a.

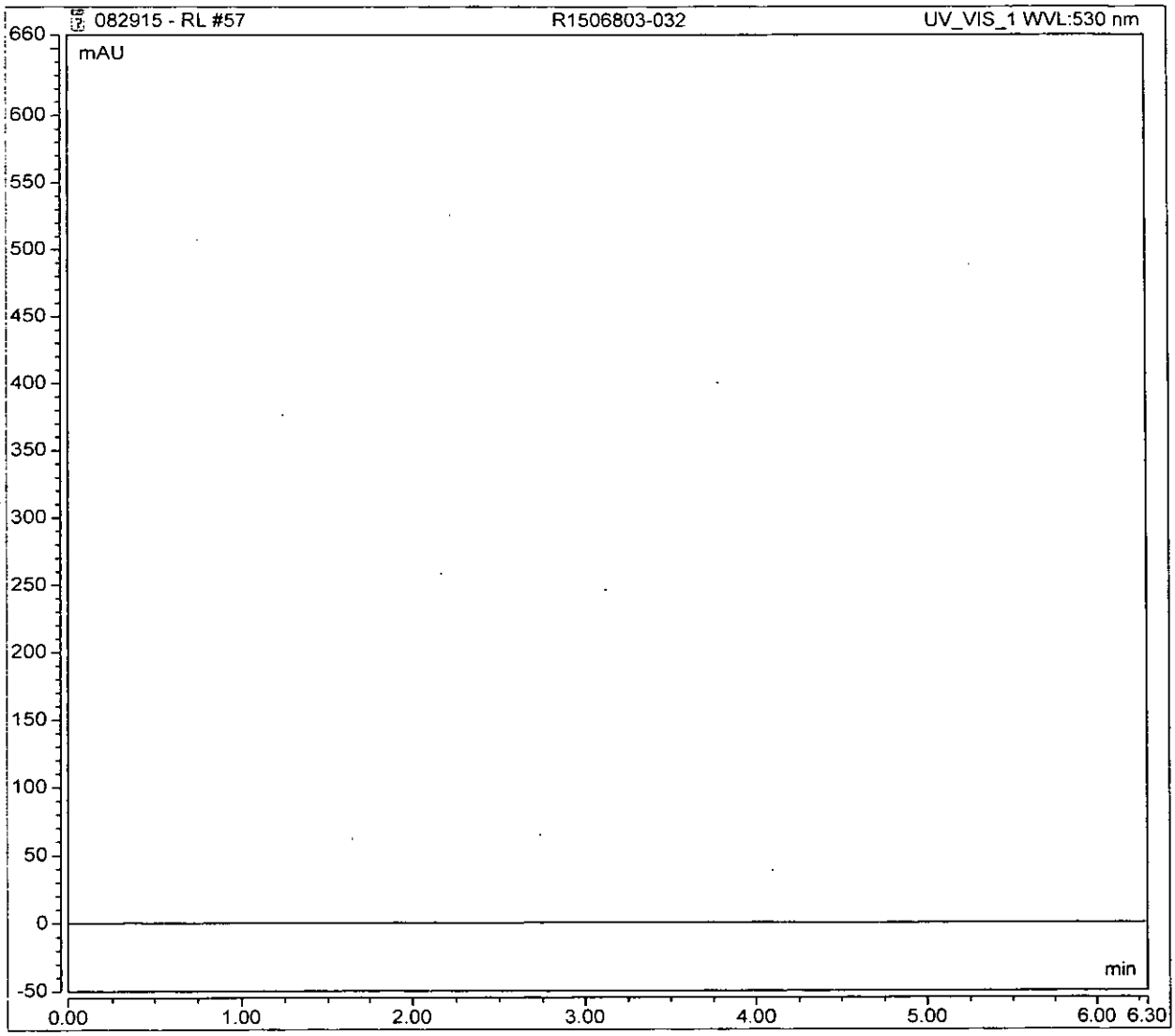

Chromeleon (c) Dionex 1996-2009
Version 7.1.1.1127

00170

Peak Integration Report

Sample Name:	**R1506803-032**	*Inj. Vol.:*	**300.00**
Injection Type:	**Unknown**	*Dilution Factor:*	**1.0000**
Processing Method:	**5-082915 RL**	*Injection Number:*	**58**
Inj. Date / Time:	**29-Aug-2015 / 18:02**	*Sample Comment:*	**7199 REPLICATE**

No.	Time min	Peak Name	Peak Type	Area mAU*min	Height mAU	Amount n.a.

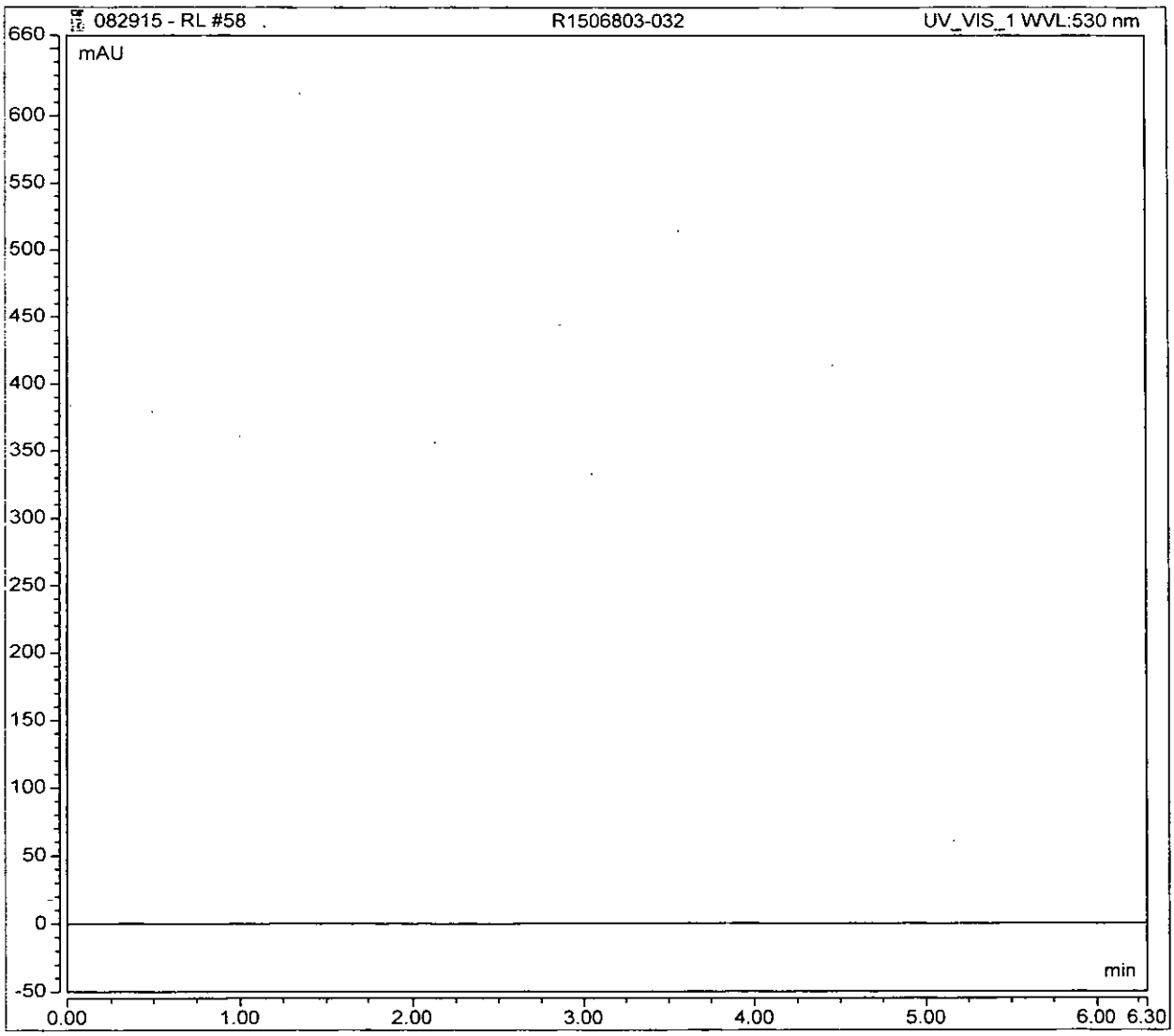

Peak Integration Report

Sample Name:	**SOIL METHOD BLANK**	*Inj. Vol.:*	**300.00**
Injection Type:	**Unknown**	*Dilution Factor:*	**1.0000**
Processing Method:	**5-082915 RL**	*Injection Number:*	**59**
Inj. Date / Time:	**29-Aug-2015 / 18:09**	*Sample Comment:*	**7199**

No.	Time min	Peak Name	Peak Type	Area mAU*min	Height mAU	Amount n.a.

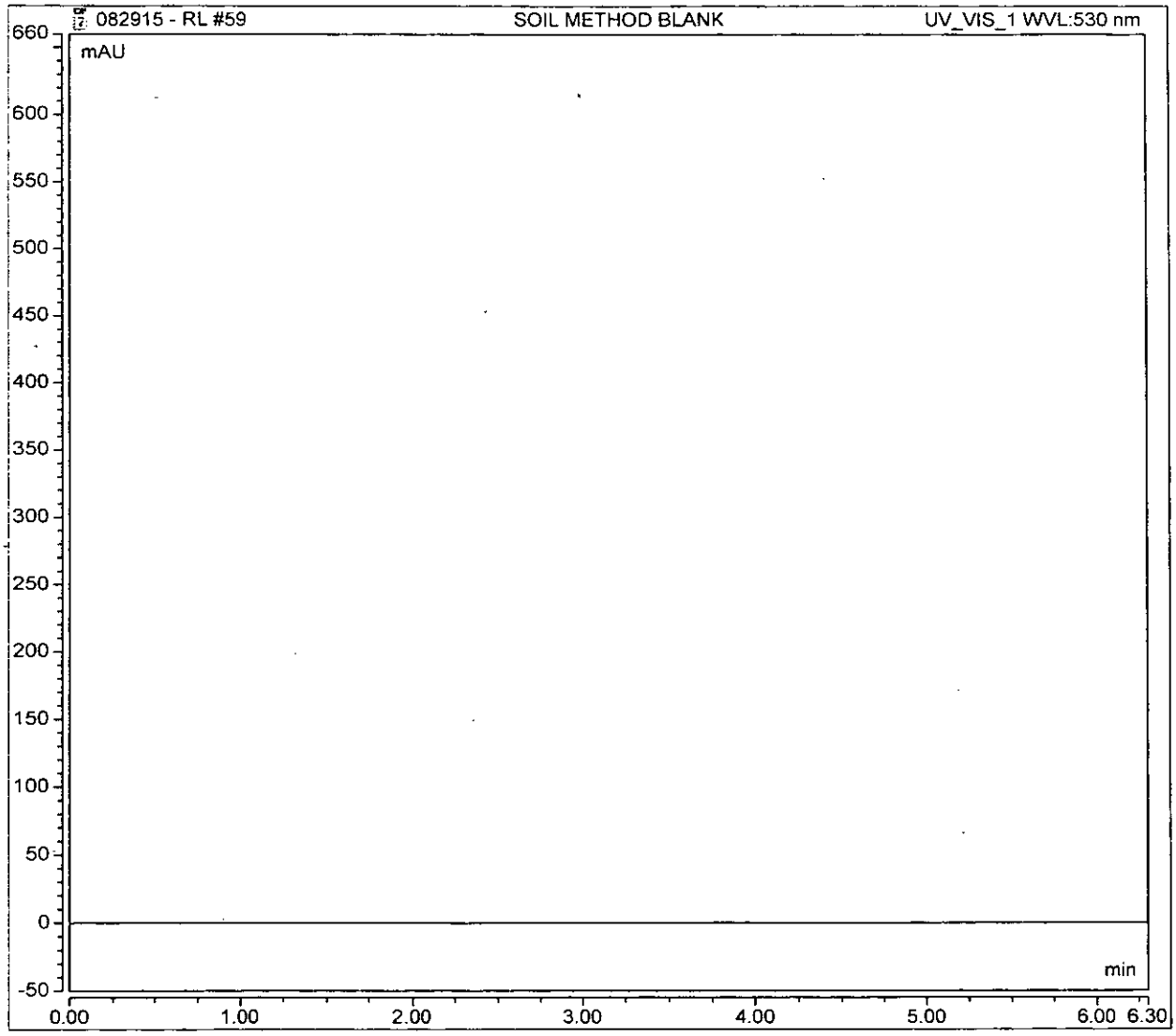

Chromeleon (c) Dionex 1996-2009
Version 7.1.1.1127

00172

Peak Integration Report

Sample Name:	**SOIL METHOD BLANK**	*Inj. Vol.:*	**300.00**
Injection Type:	**Unknown**	*Dilution Factor:*	**1.0000**
Processing Method:	**5-082915 RL**	*Injection Number:*	**60**
Inj. Date / Time:	**29-Aug-2015 / 18:18**	*Sample Comment:*	**7199 REPLICATE**

No.	Time min	Peak Name	Peak Type	Area mAU*min	Height mAU	Amount n.a.

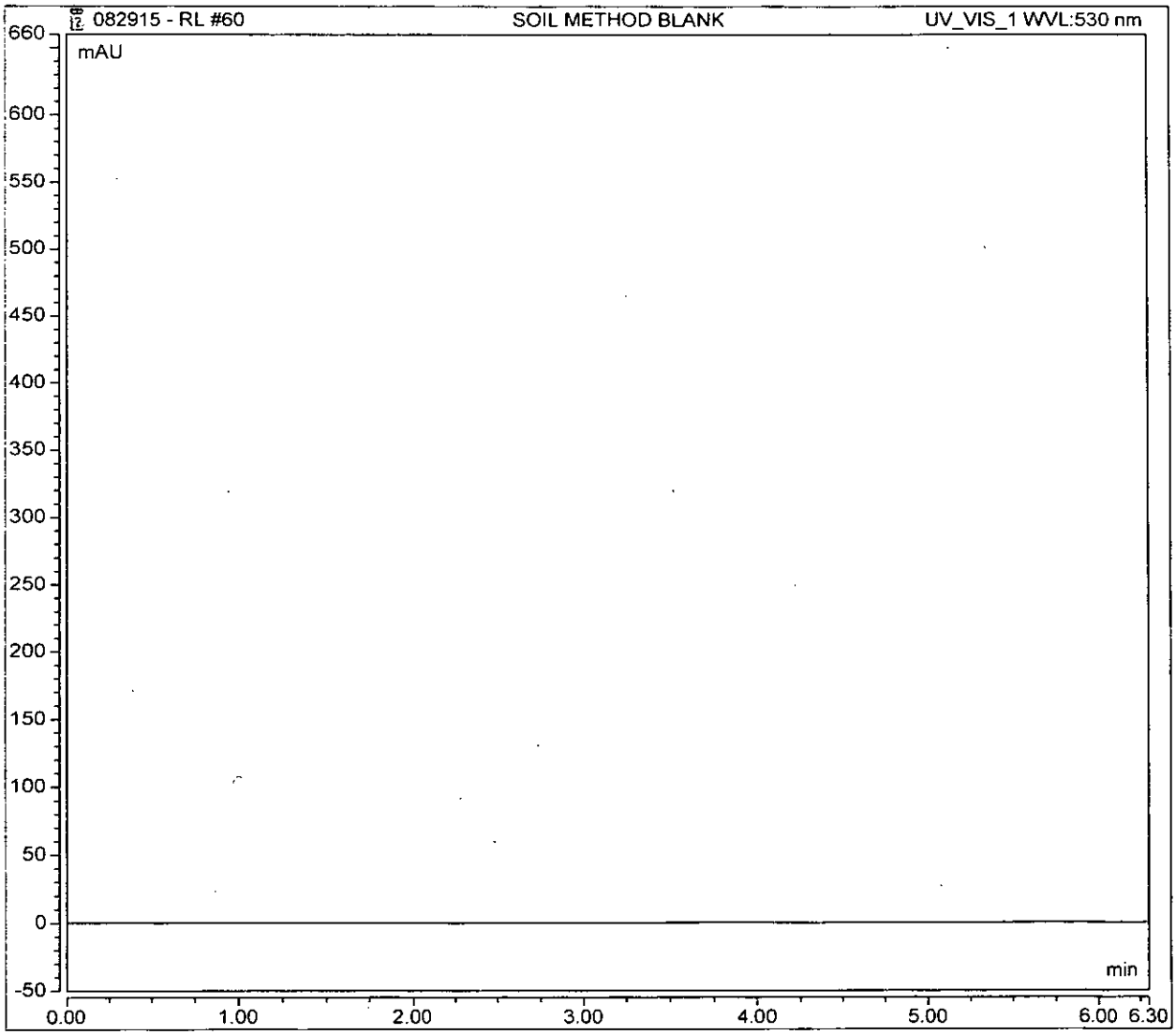

Chromeleon (c) Dionex 1996-2009
Version 7.1.1.1127

Peak Integration Report

Sample Name:	**SOIL LCS**	*Inj. Vol.:*	**300.00**
Injection Type:	**Unknown**	*Dilution Factor:*	**20.0000**
Processing Method:	**5-082915 RL**	*Injection Number:*	**61**
Inj. Date / Time:	**29-Aug-2015 / 18:25**	*Sample Comment:*	**7199**

No.	Time min	Peak Name	Peak Type	Area mAU*min	Height mAU	Amount ppm
1	3.98	Cr(VI)	BMB	129.222	421.625	16.7751

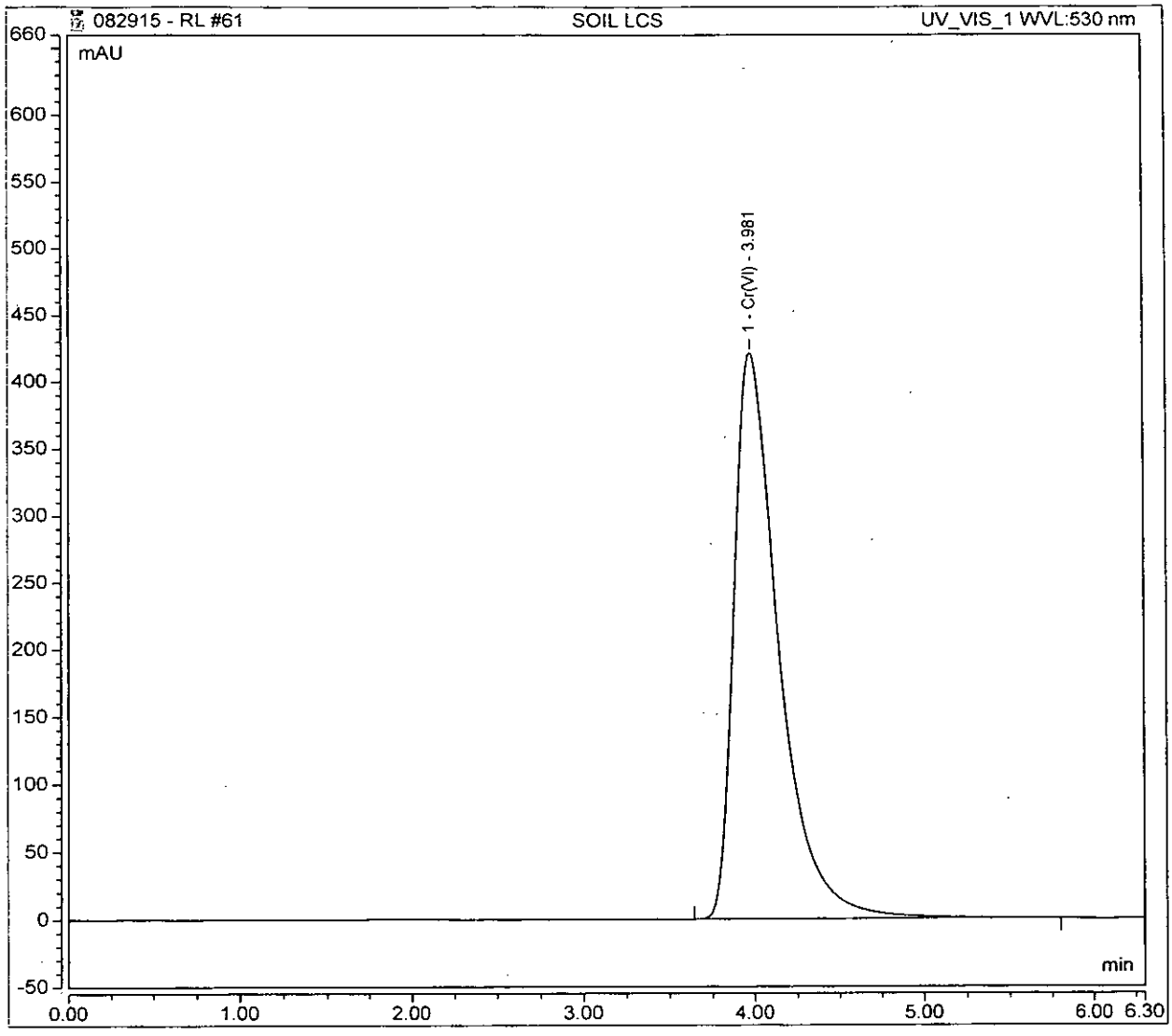

Peak Integration Report

Sample Name:	**SOIL LCS**	*Inj. Vol.:*	**300.00**
Injection Type:	**Unknown**	*Dilution Factor:*	**20.0000**
Processing Method:	**5-082915 RL**	*Injection Number:*	**62**
Inj. Date / Time:	**29-Aug-2015 / 18:33**	*Sample Comment:*	**7199 REPLICATE**

No.	Time min	Peak Name	Peak Type	Area mAU*min	Height mAU	Amount ppm
1	3.98	Cr(VI)	BMB	129.137	420.159	16.7641

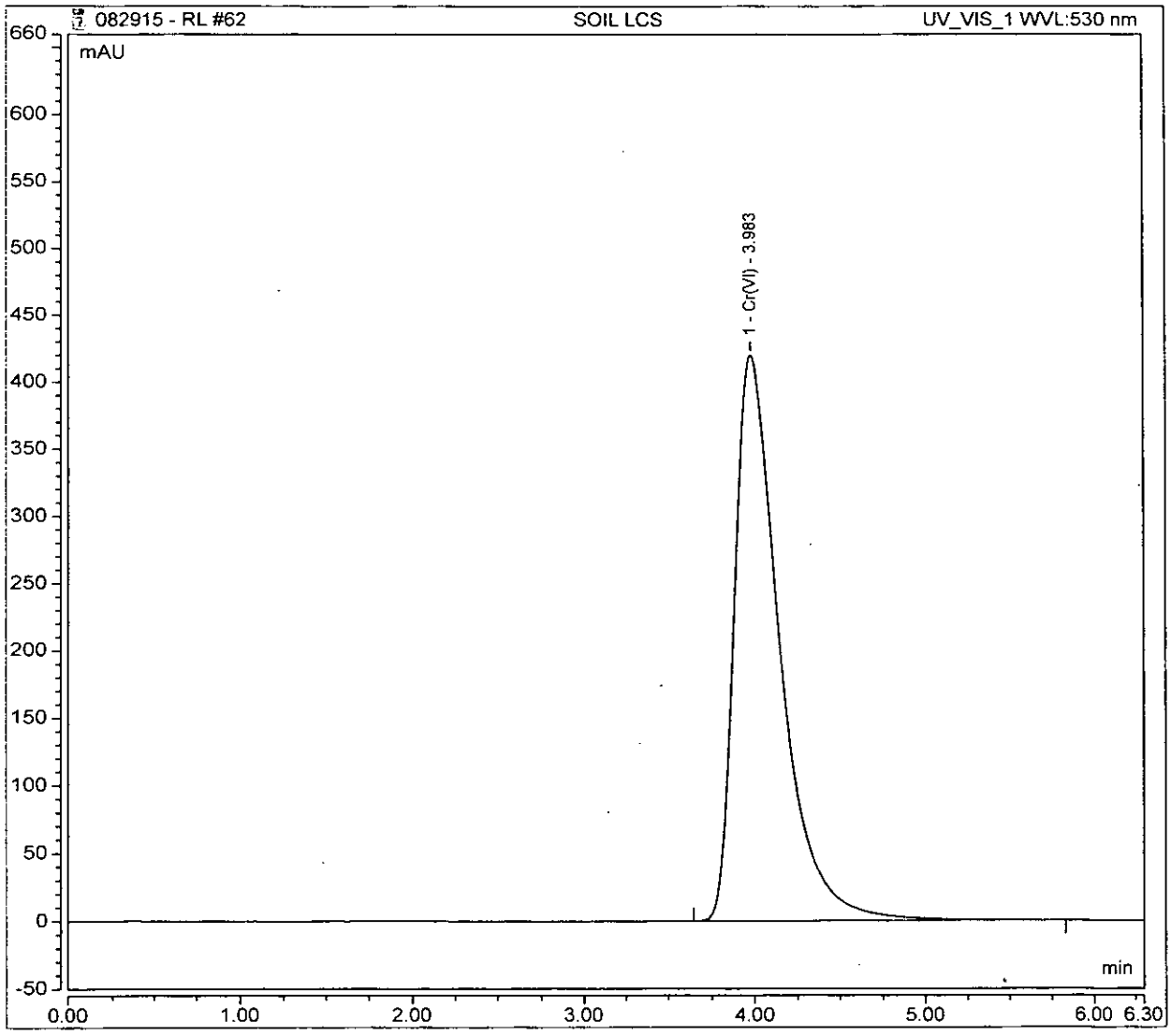

Chromeleon (c) Dionex 1996-2009
Version 7.1.1.1127

Peak Integration Report

Sample Name:	**R1506797-001**	*Inj. Vol.:*	**300.00**
Injection Type:	**Unknown**	*Dilution Factor:*	**1.0000**
Processing Method:	**5-082915 RL**	*Injection Number:*	**63**
Inj. Date / Time:	**29-Aug-2015 / 18:40**	*Sample Comment:*	**7199**

No.	Time min	Peak Name	Peak Type	Area mAU*min	Height mAU	Amount ppm
1	3.84	Cr(VI)	BMB	0.334	0.861	0.0023

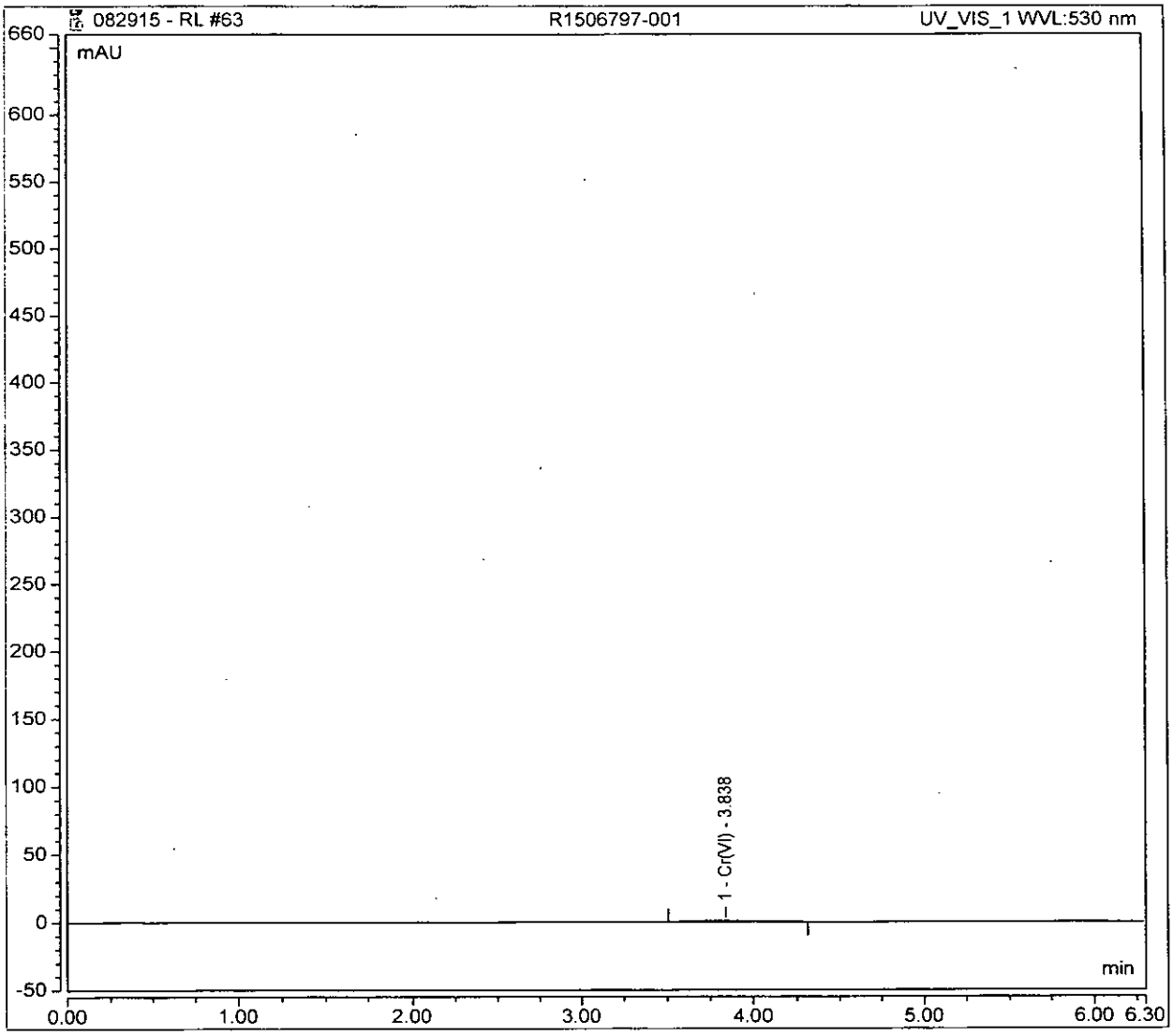

Peak Integration Report

Sample Name:	**R1506797-001**	*Inj. Vol.:*	**300.00**
Injection Type:	**Unknown**	*Dilution Factor:*	**1.0000**
Processing Method:	**5-082915 RL**	*Injection Number:*	**64**
Inj. Date / Time:	**29-Aug-2015 / 18:49**	*Sample Comment:*	**7199 REPLICATE**

No.	Time min	Peak Name	Peak Type	Area mAU*min	Height mAU	Amount ppm
1	3.83	Cr(VI)	BMB	0.320	0.845	0.0022

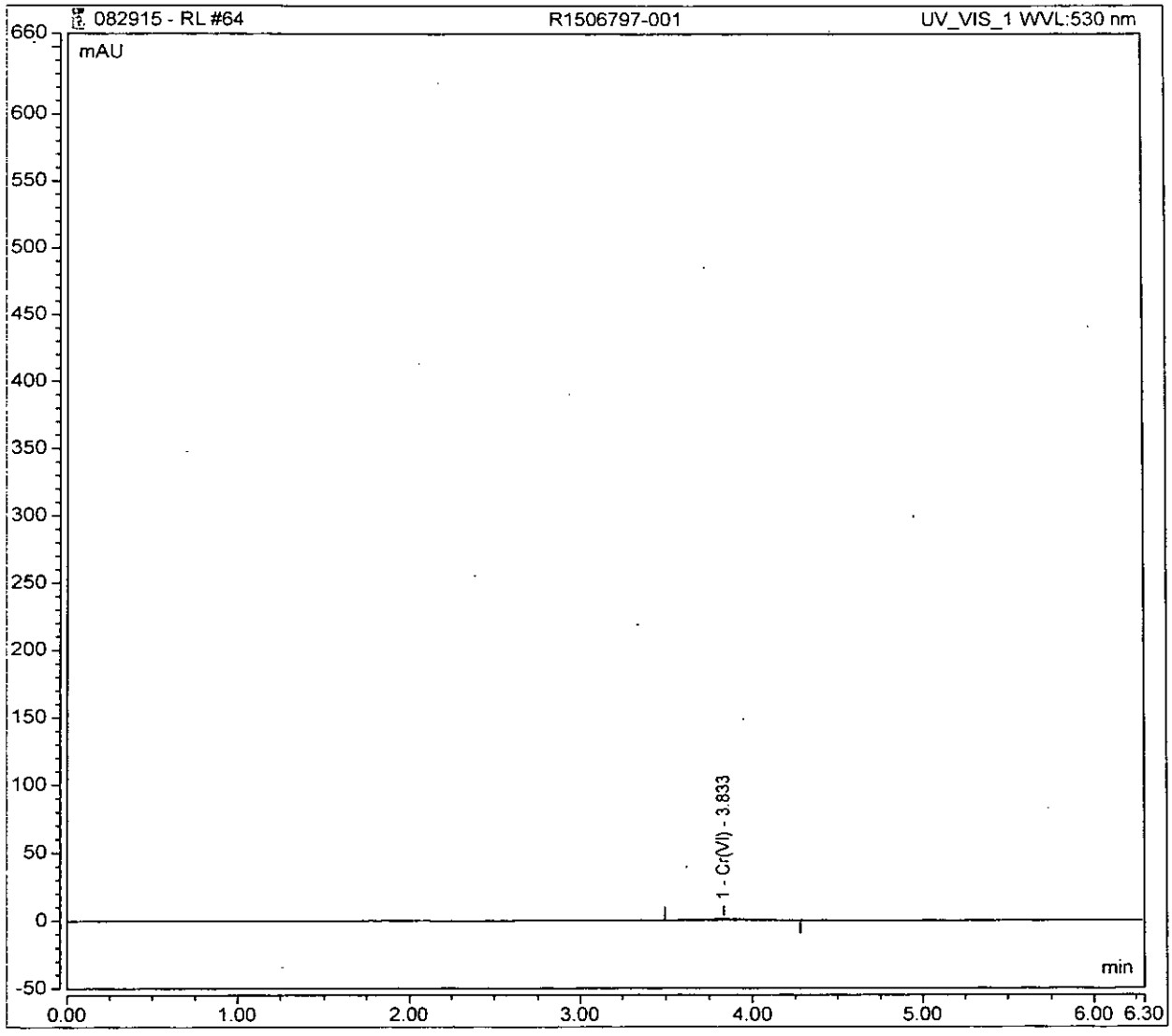

Peak Integration Report

Sample Name:	**CCV**	*Inj. Vol.:*	**300.00**
Injection Type:	**Unknown**	*Dilution Factor:*	**1.0000**
Processing Method:	**5-082915 RL**	*Injection Number:*	**65**
Inj. Date / Time:	**29-Aug-2015 / 18:56**	*Sample Comment:*	**7199/218.6 RL**

No.	Time min	Peak Name	Peak Type	Area mAU*min	Height mAU	Amount ppm
1	4.00	Cr(VI)	BMB	79.698	263.328	0.5173

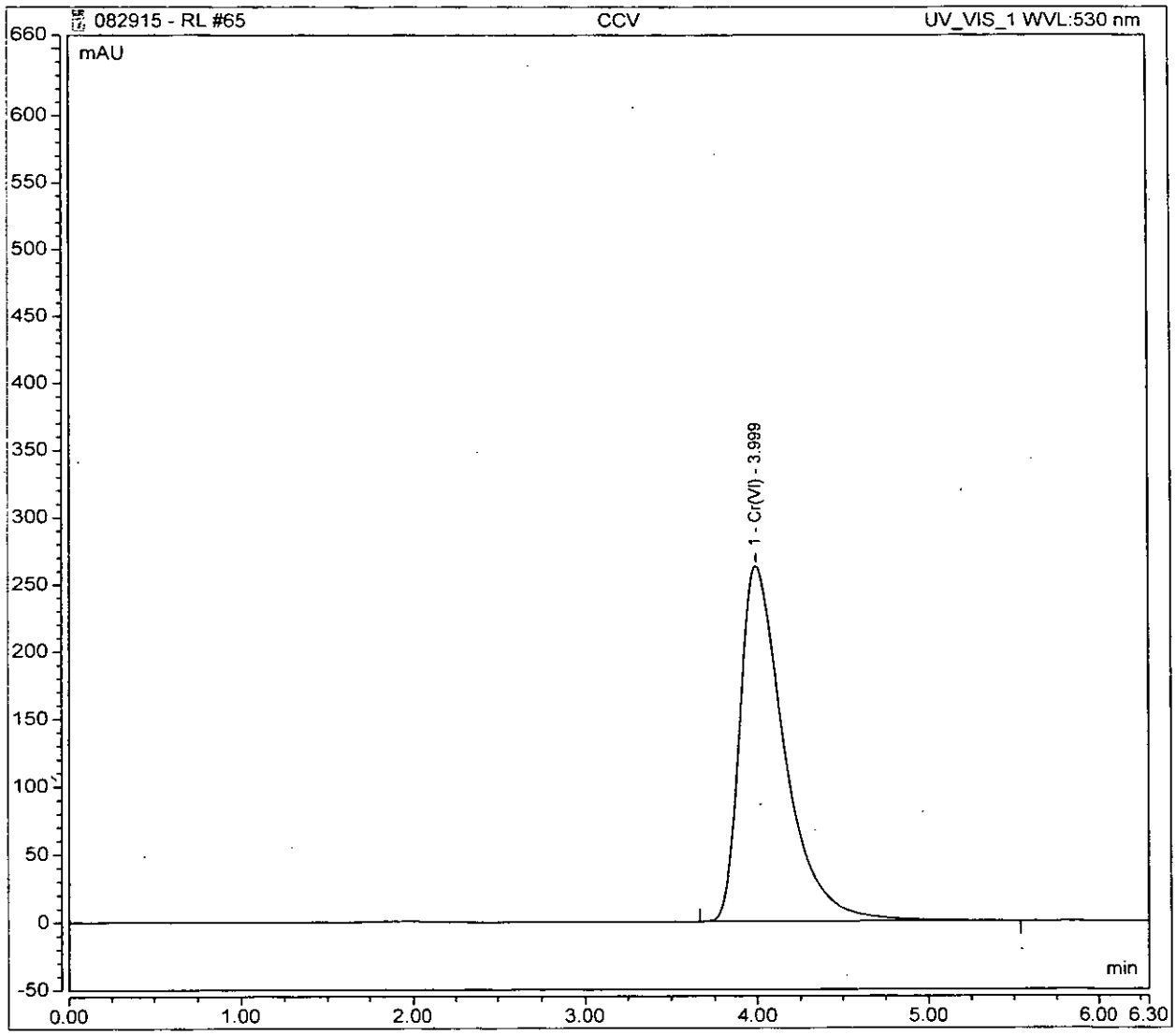

Chromeleon (c) Dionex 1996-2009
Version 7.1.1.1127

Peak Integration Report

Sample Name:	CCB	*Inj. Vol.:*	300.00
Injection Type:	Unknown	*Dilution Factor:*	1.0000
Processing Method:	5-082915 RL	*Injection Number:*	66
Inj. Date / Time:	29-Aug-2015 / 19:05	*Sample Comment:*	7199/218.6 RL

No.	Time min	Peak Name	Peak Type	Area mAU*min	Height mAU	Amount n.a.

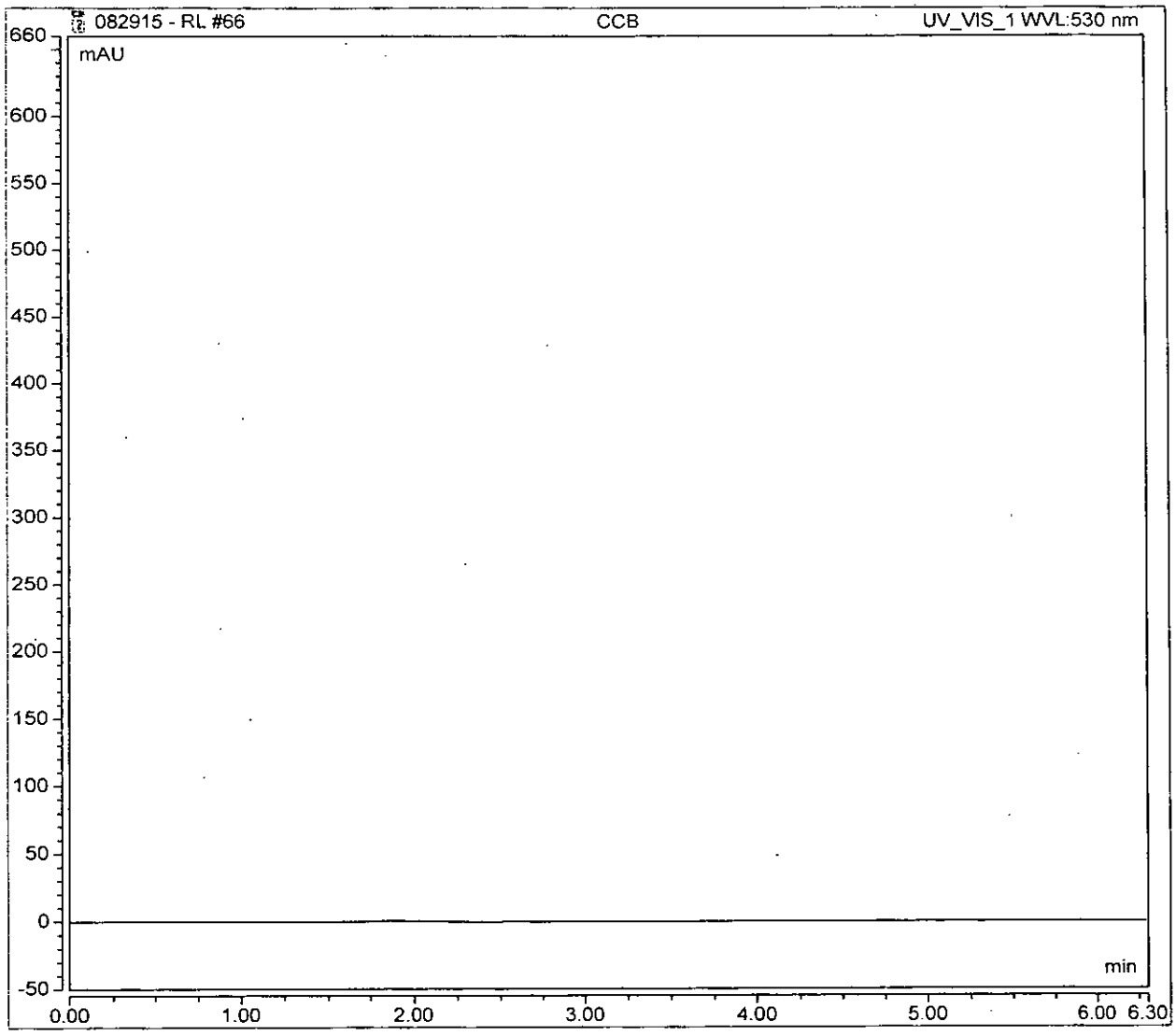

Peak Integration Report

Sample Name:	**R1506797-002**	*Inj. Vol.:*	**300.00**
Injection Type:	**Unknown**	*Dilution Factor:*	**1.0000**
Processing Method:	**5-082915 RL**	*Injection Number:*	**67**
Inj. Date / Time:	**29-Aug-2015 / 19:14**	*Sample Comment:*	**7199**

No.	Time min	Peak Name	Peak Type	Area mAU*min	Height mAU	Amount ppm
1	3.85	Cr(VI)	BMB	0.693	1.771	0.0046

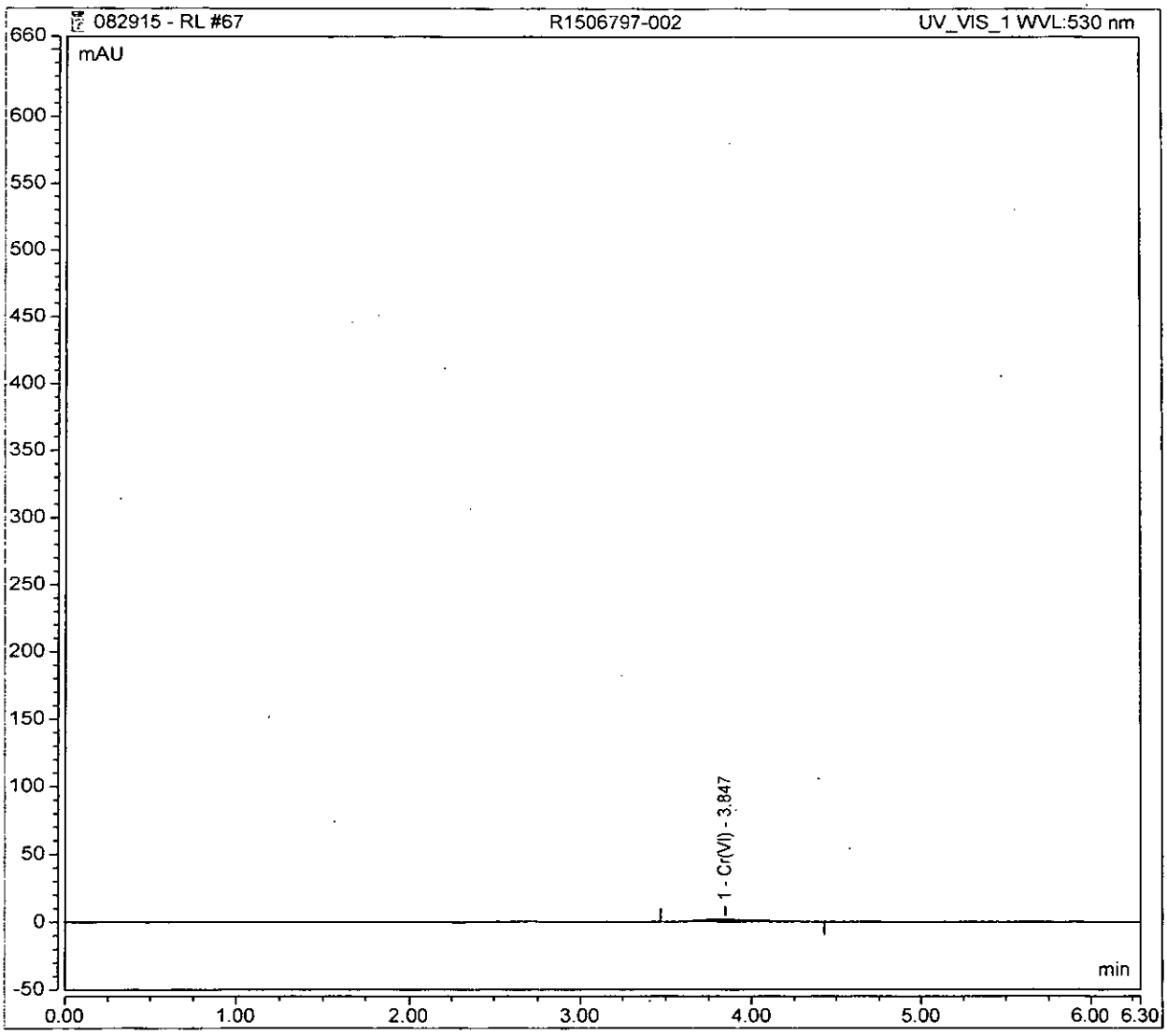

Peak Integration Report

Sample Name:	**R1506797-002**	*Inj. Vol.:*	**300.00**
Injection Type:	**Unknown**	*Dilution Factor:*	**1.0000**
Processing Method:	**5-082915 RL**	*Injection Number:*	**68**
Inj. Date / Time:	**29-Aug-2015 / 19:23**	*Sample Comment:*	**7199 REPLICATE**

No.	Time min	Peak Name	Peak Type	Area mAU*min	Height mAU	Amount ppm
1	3.85	Cr(VI)	BMB	0.737	1.806	0.0049

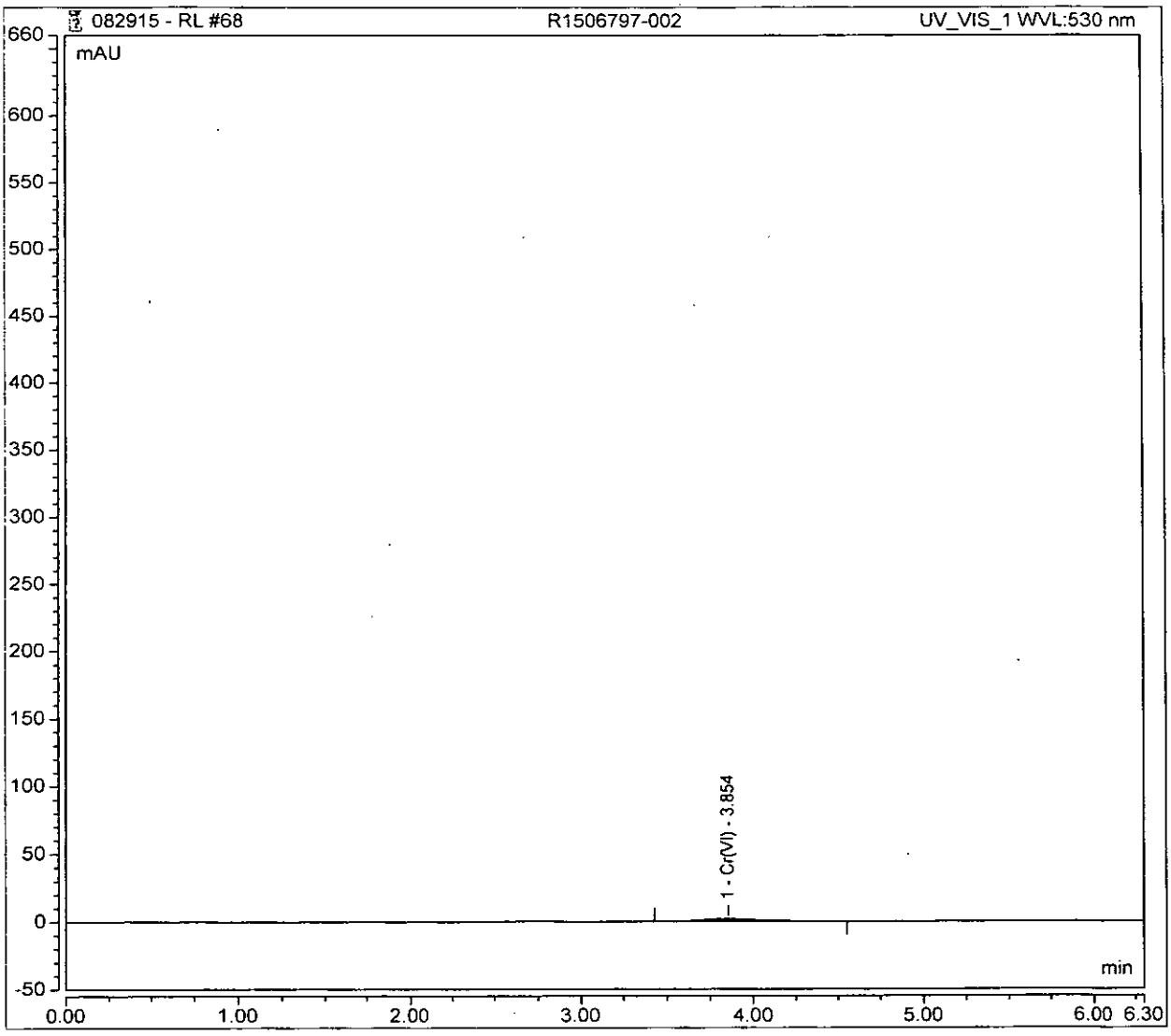

Chromeleon (c) Dionex 1996-2009
Version 7.1.1.1127

00181

Peak Integration Report

Sample Name:	**R1506797-003**	*Inj. Vol.:*	**300.00**
Injection Type:	**Unknown**	*Dilution Factor:*	**1.0000**
Processing Method:	**5-082915 RL**	*Injection Number:*	**69**
Inj. Date / Time:	**29-Aug-2015 / 19:30**	*Sample Comment:*	**7199**

No.	Time min	Peak Name	Peak Type	Area mAU*min	Height mAU	Amount ppm
1	3.83	Cr(VI)	BMB	0.544	1.345	0.0036

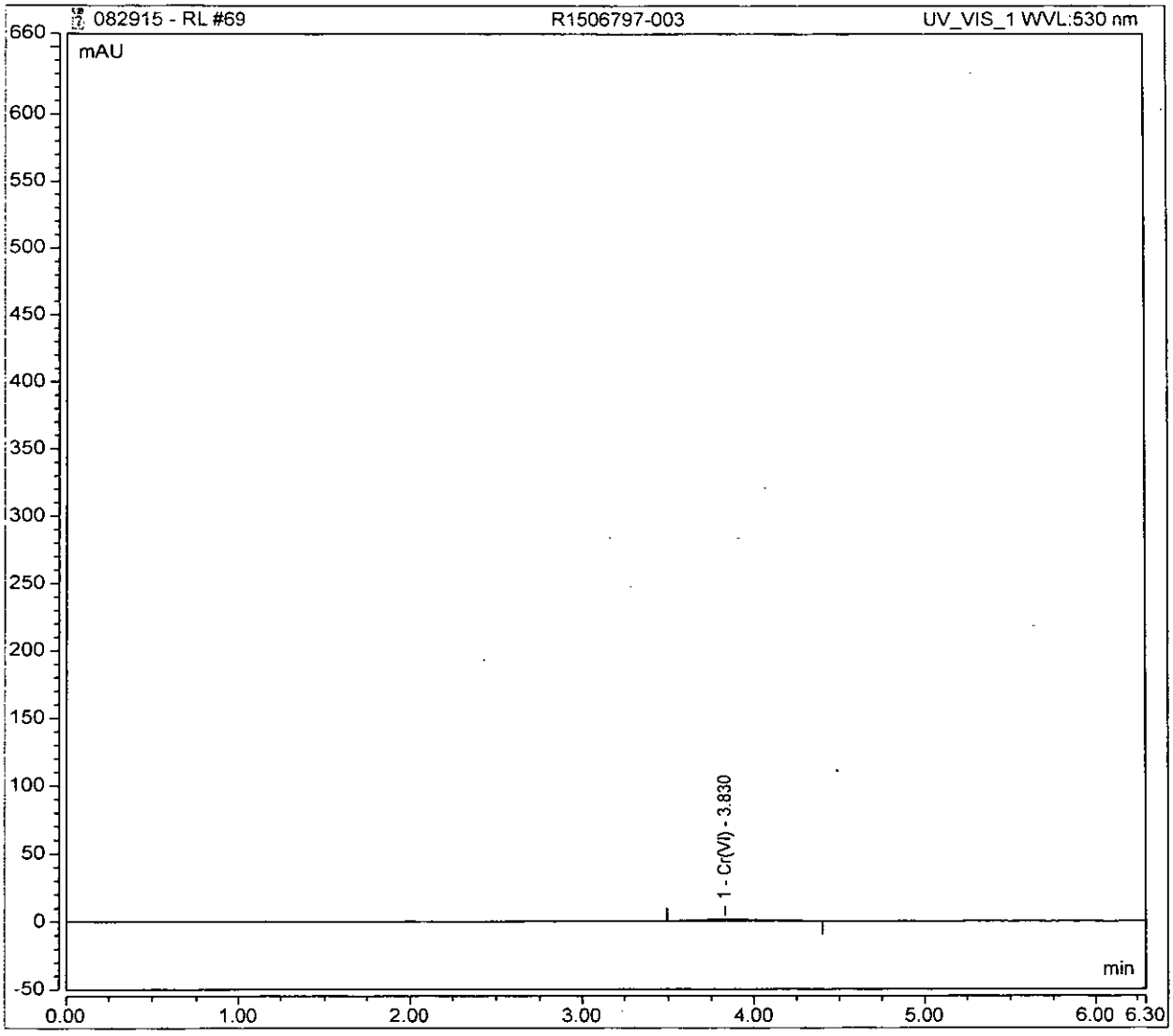

Peak Integration Report

Sample Name:	**R1506797-003**	*Inj. Vol.:*	**300.00**
Injection Type:	**Unknown**	*Dilution Factor:*	**1.0000**
Processing Method:	**5-082915 RL**	*Injection Number:*	**70**
Inj. Date / Time:	**29-Aug-2015 / 19:38**	*Sample Comment:*	**7199 REPLICATE**

No.	Time min	Peak Name	Peak Type	Area mAU*min	Height mAU	Amount n.a.

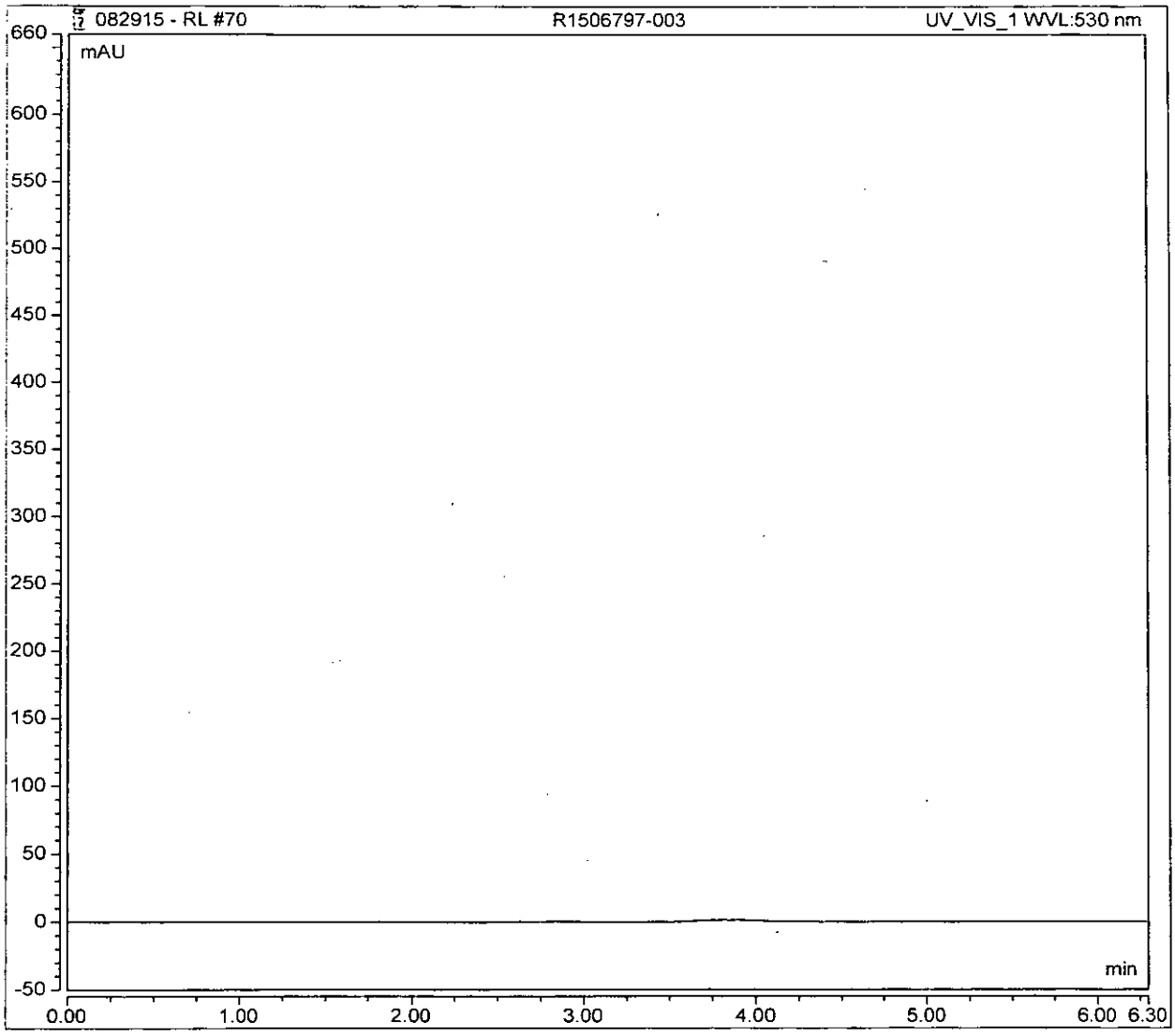

Chromeleon (c) Dionex 1996-2009
Version 7.1.1.1127

00183

Peak Integration Report

Sample Name:	**R1506797-004**	*Inj. Vol.:*	**300.00**
Injection Type:	**Unknown**	*Dilution Factor:*	**1.0000**
Processing Method:	**5-082915 RL**	*Injection Number:*	**71**
Inj. Date / Time:	**29-Aug-2015 / 19:46**	*Sample Comment:*	**7199**

No.	Time min	Peak Name	Peak Type	Area mAU*min	Height mAU	Amount ppm
1	3.85	Cr(VI)	BMB	0.873	2.088	0.0058

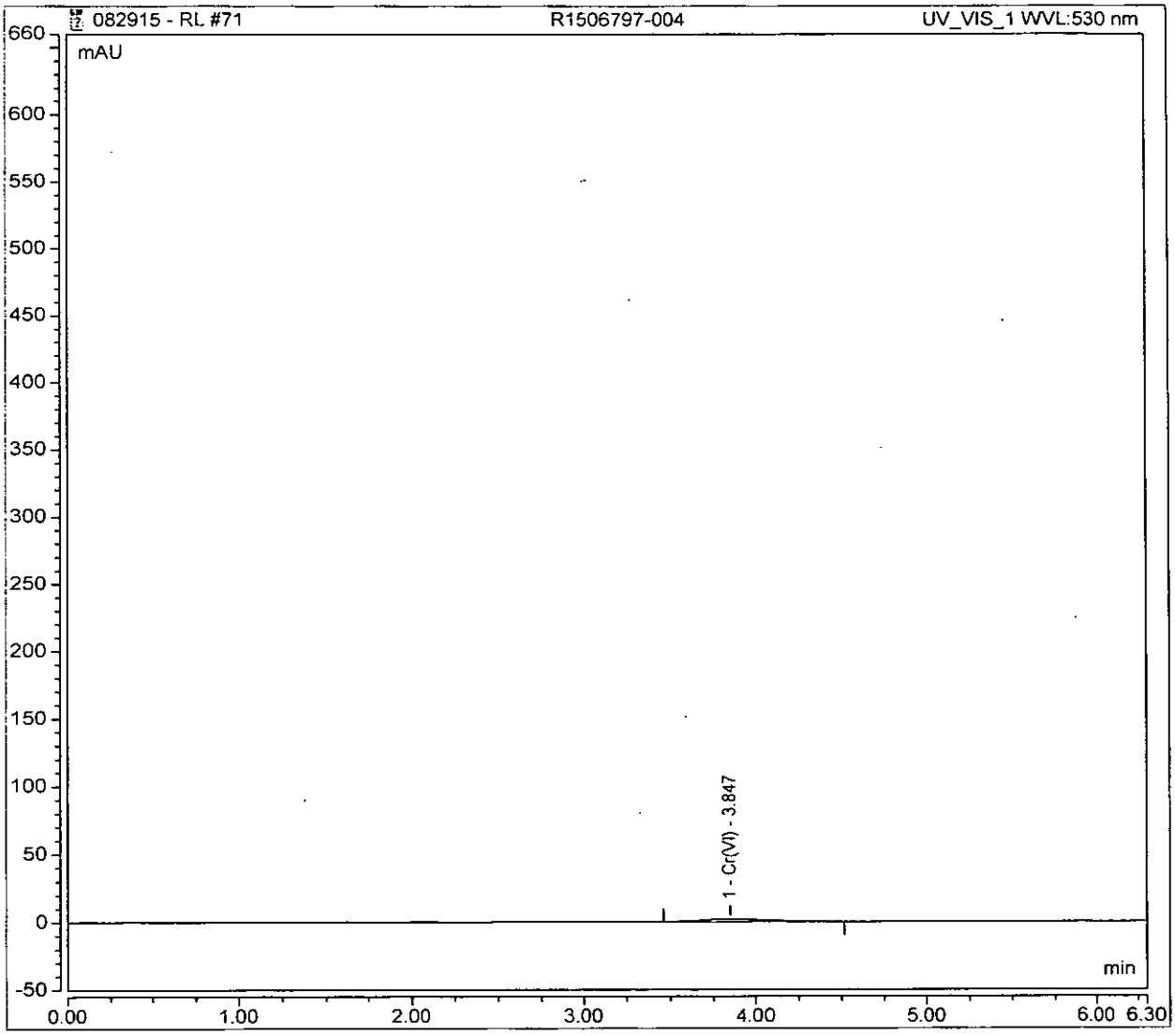

Chromeleon (c) Dionex 1996-2009
Version 7.1.1.1127

00184

Peak Integration Report

Sample Name:	**R1506797-004**	*Inj. Vol.:*	**300.00**
Injection Type:	**Unknown**	*Dilution Factor:*	**1.0000**
Processing Method:	**5-082915 RL**	*Injection Number:*	**72**
Inj. Date / Time:	**29-Aug-2015 / 19:54**	*Sample Comment:*	**7199 REPLICATE**

No.	Time min	Peak Name	Peak Type	Area mAU*min	Height mAU	Amount ppm
1	3.83	Cr(VI)	BMB	0.826	2.058	0.0055

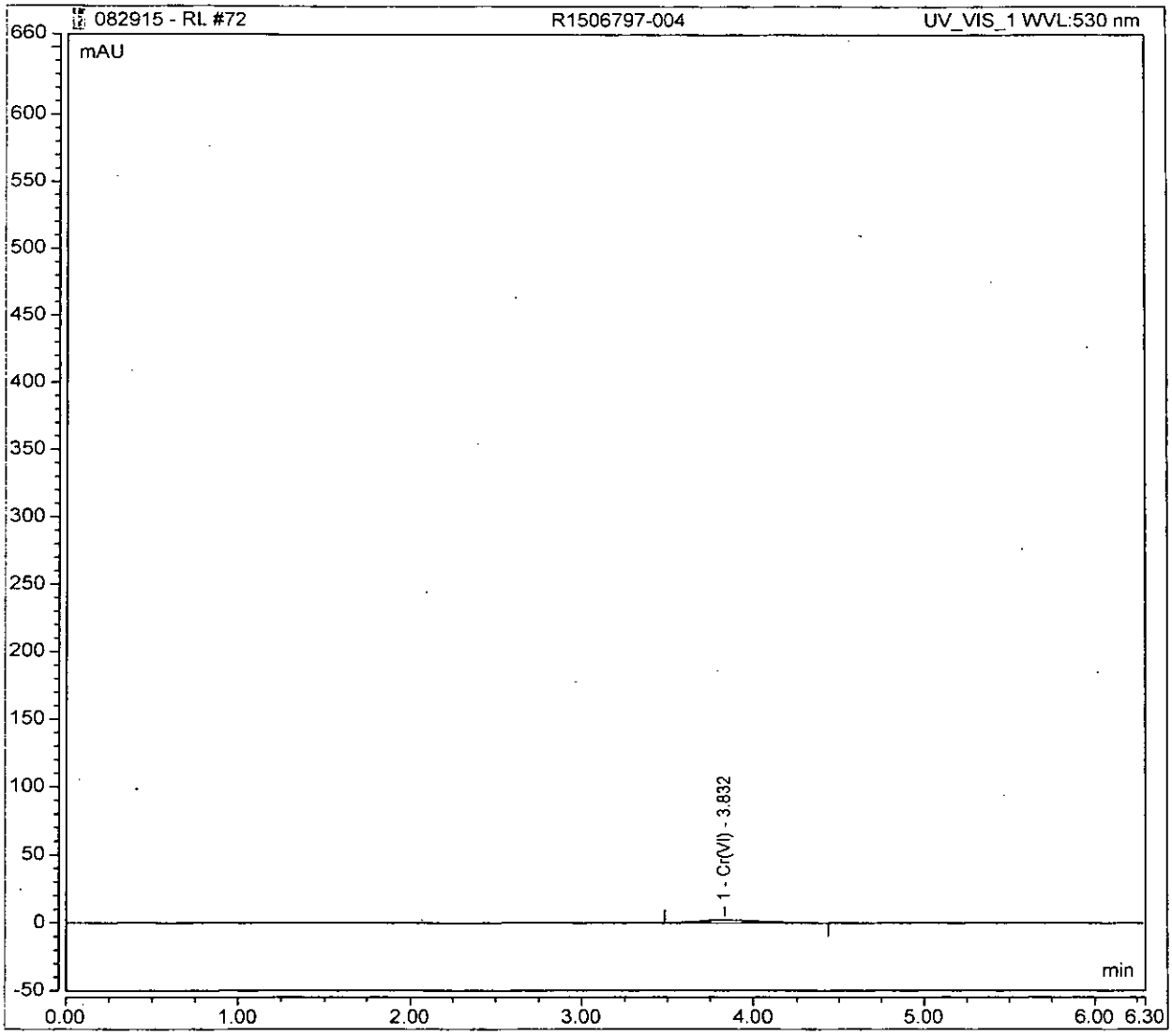

Peak Integration Report

Sample Name:	**R1506797-004 DUP**	*Inj. Vol.:*	**300.00**
Injection Type:	**Unknown**	*Dilution Factor:*	**1.0000**
Processing Method:	**5-082915 RL**	*Injection Number:*	**73**
Inj. Date / Time:	**29-Aug-2015 / 20:01**	*Sample Comment:*	**7199**

No.	Time min	Peak Name	Peak Type	Area mAU*min	Height mAU	Amount ppm
1	3.84	Cr(VI)	BMB	0.856	2.093	0.0057

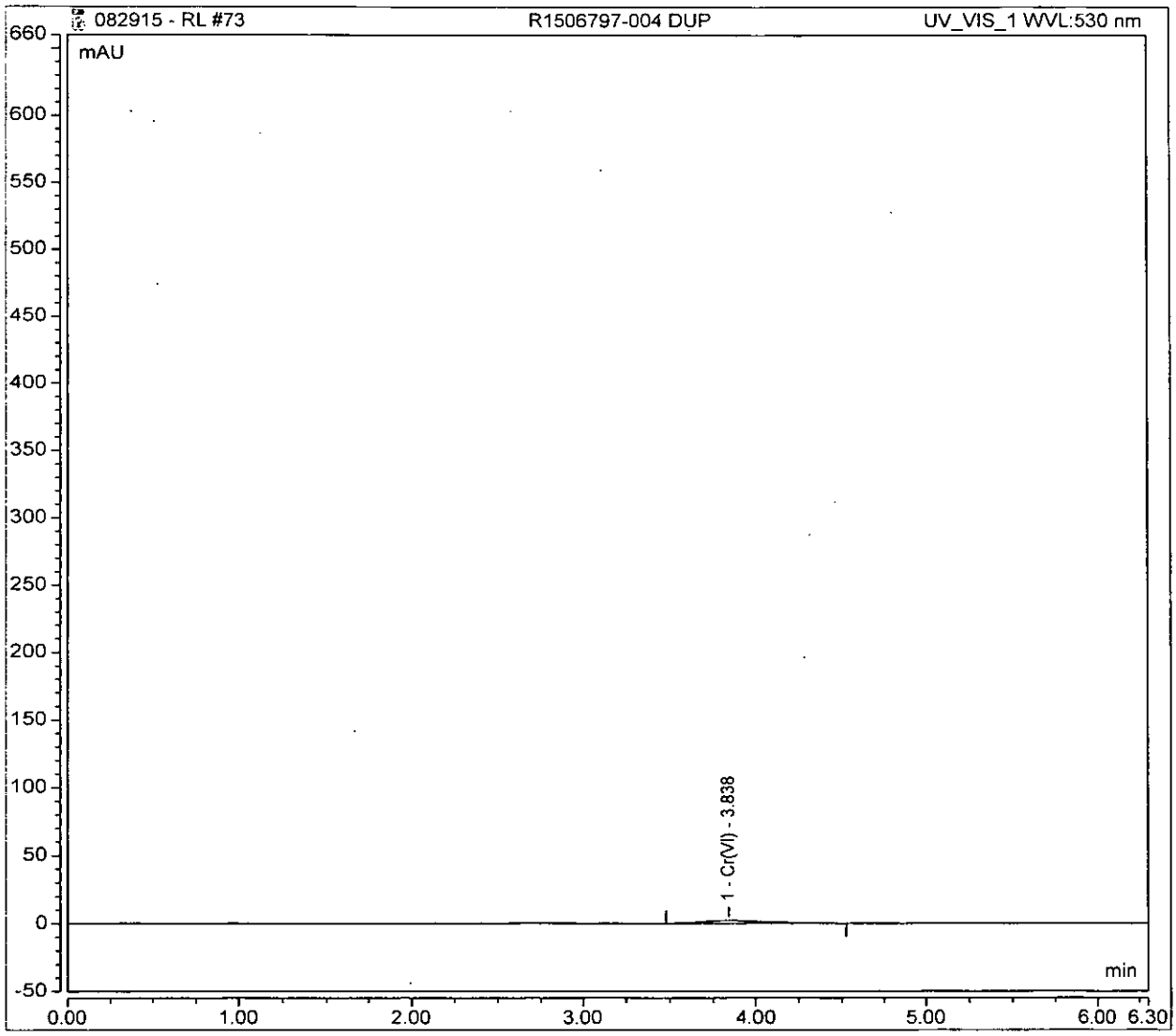

Peak Integration Report

Sample Name:	**R1506797-004 DUP**	*Inj. Vol.:*	**300.00**
Injection Type:	**Unknown**	*Dilution Factor:*	**1.0000**
Processing Method:	**5-082915 RL**	*Injection Number:*	**74**
Inj. Date / Time:	**29-Aug-2015 / 20:10**	*Sample Comment:*	**7199 REPLICATE**

No.	Time min	Peak Name	Peak Type	Area mAU*min	Height mAU	Amount ppm
1	3.85	Cr(VI)	BMB	0.794	2.038	0.0053

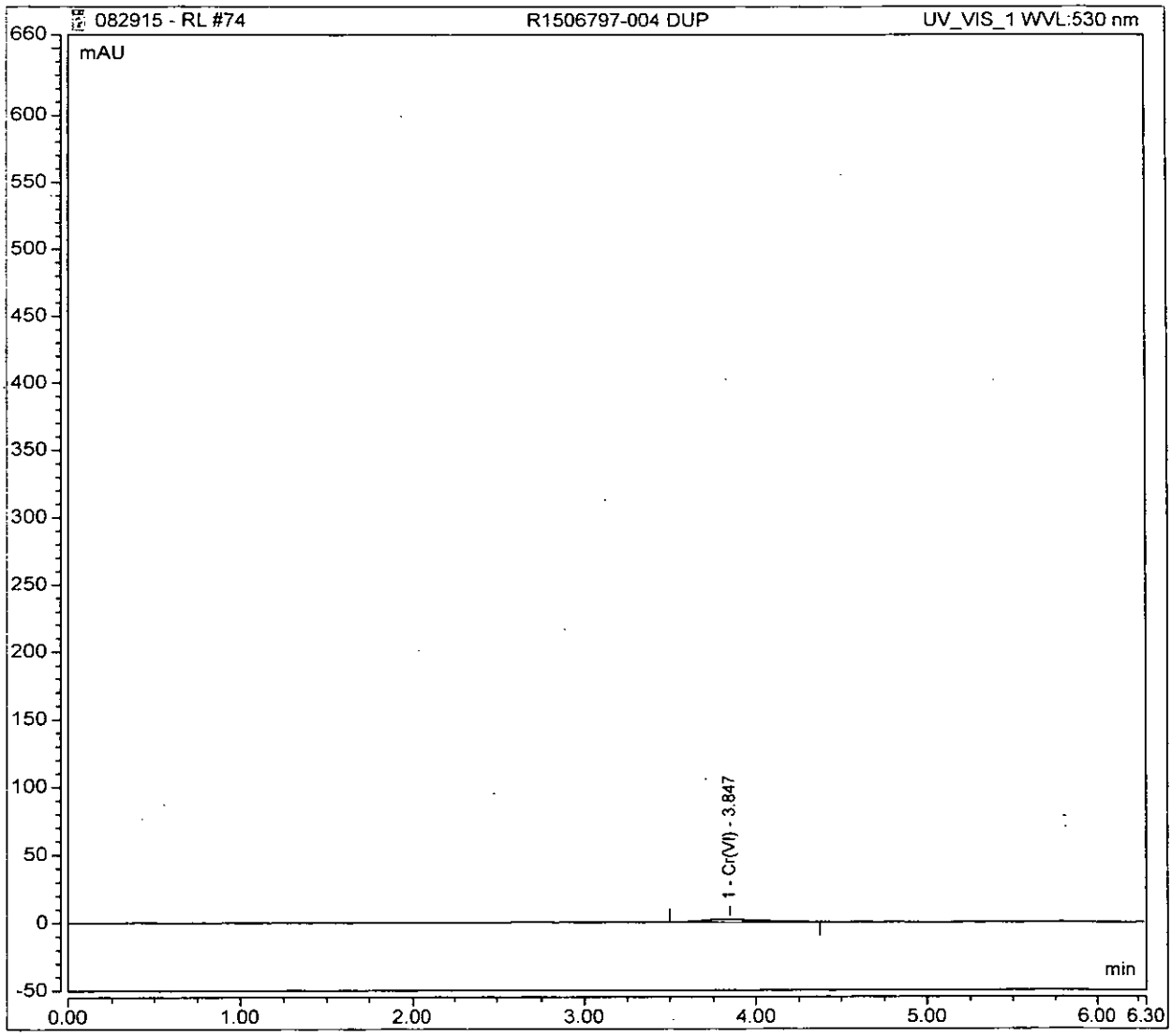

Peak Integration Report

Sample Name:	**R1506797-004 SOL**	*Inj. Vol.:*	**300.00**
Injection Type:	**Unknown**	*Dilution Factor:*	**2.0000**
Processing Method:	**5-082915 RL**	*Injection Number:*	**75**
Inj. Date / Time:	**29-Aug-2015 / 20:17**	*Sample Comment:*	**7199**

No.	Time min	Peak Name	Peak Type	Area mAU*min	Height mAU	Amount ppm
1	3.91	Cr(VI)	BMB	73.762	207.046	0.9576

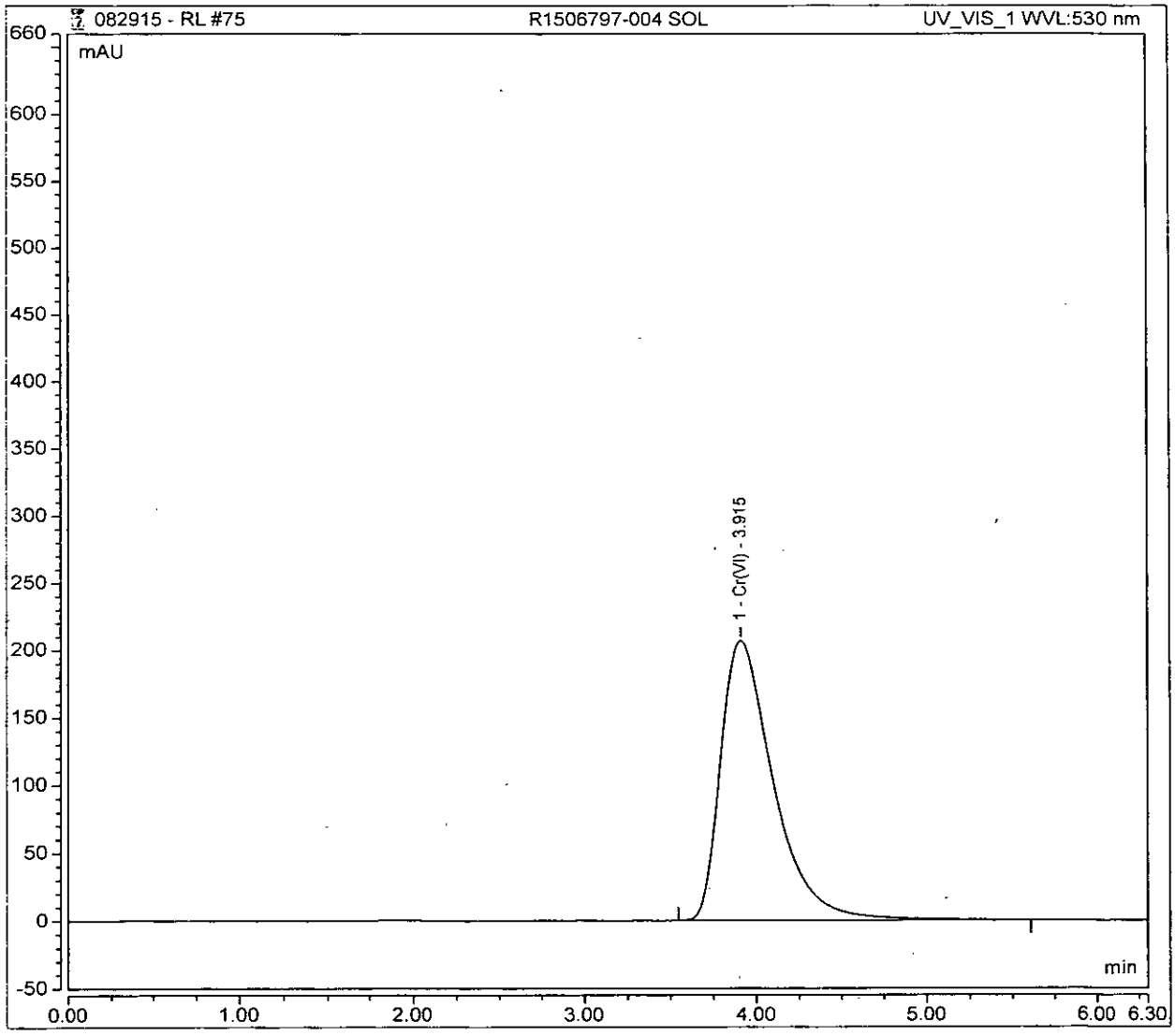

Chromeleon (c) Dionex 1996-2009
Version 7.1.1.1127

00188

Peak Integration Report

Sample Name:	**R1506797-004 SOL**	*Inj. Vol.:*	**300.00**
Injection Type:	**Unknown**	*Dilution Factor:*	**2.0000**
Processing Method:	**5-082915 RL**	*Injection Number:*	**76**
Inj. Date / Time:	**29-Aug-2015 / 20:25**	*Sample Comment:*	**7199 REPLICATE**

No.	Time min	Peak Name	Peak Type	Area mAU*min	Height mAU	Amount ppm
1	3.92	Cr(VI)	BMB	73.837	207.194	0.9586

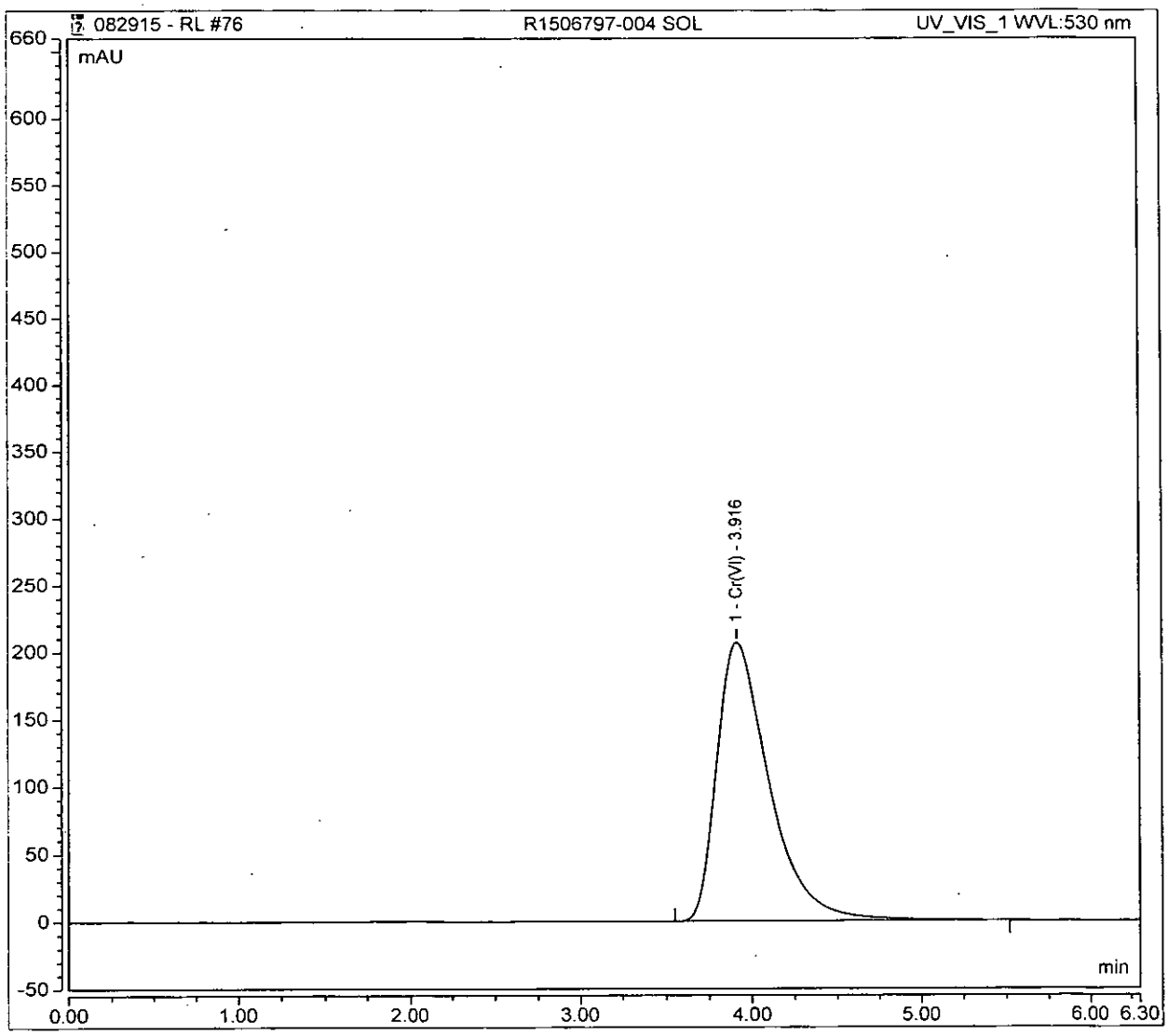

Peak Integration Report

Sample Name:	**CCV**	*Inj. Vol.:*	**300.00**
Injection Type:	**Unknown**	*Dilution Factor:*	**1.0000**
Processing Method:	**5-082915 RL**	*Injection Number:*	**77**
Inj. Date / Time:	**29-Aug-2015 / 20:32**	*Sample Comment:*	**7199/218.6 RL**

No.	Time min	Peak Name	Peak Type	Area mAU*min	Height mAU	Amount ppm
1	4.00	Cr(VI)	BMB	80.264	267.007	0.5210

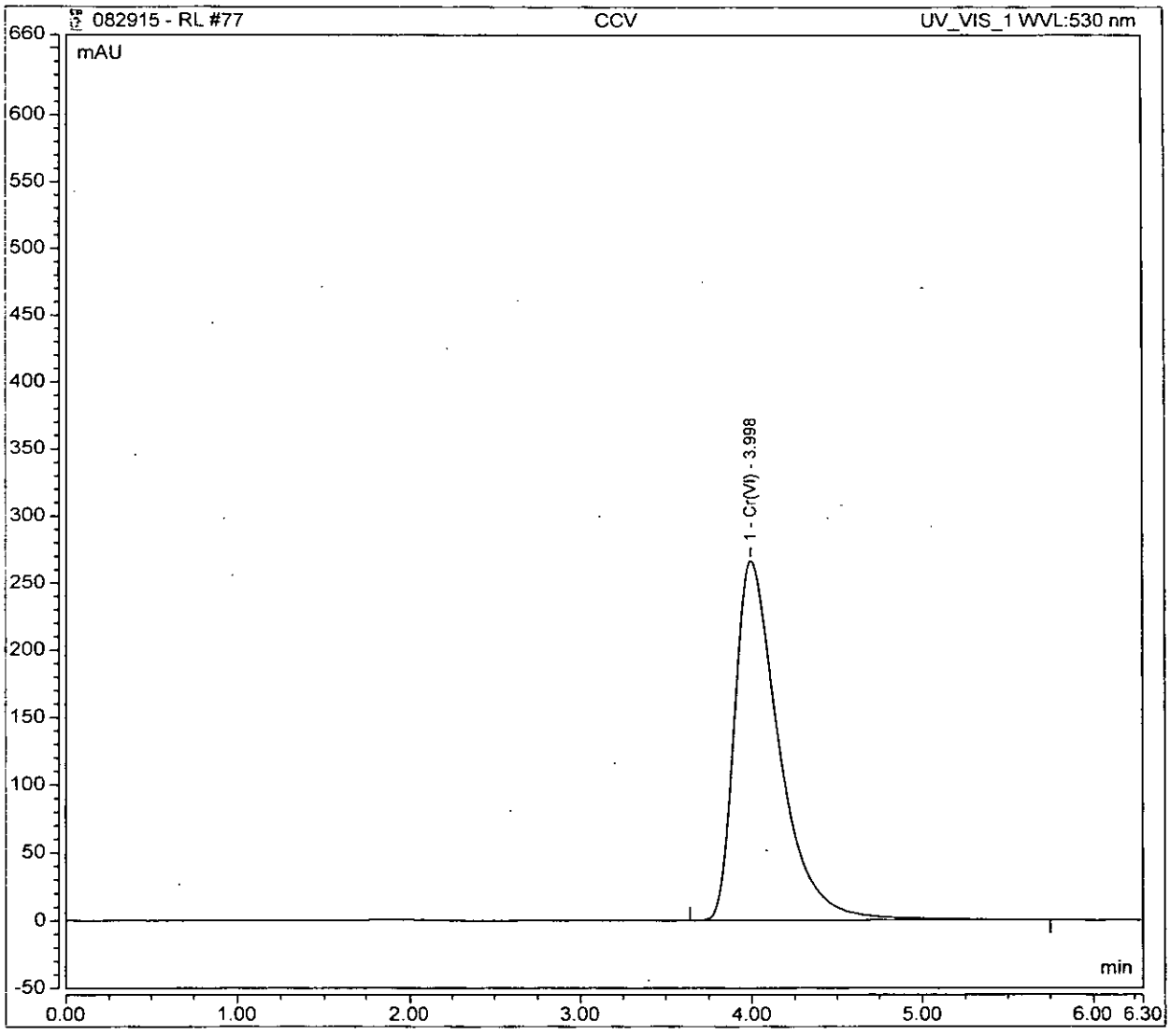

Chromeleon (c) Dionex 1996-2009
Version 7.1.1.1127

00190

Peak Integration Report

Sample Name:	**CCB**	*Inj. Vol.:*	**300.00**
Injection Type:	**Unknown**	*Dilution Factor:*	**1.0000**
Processing Method:	**5-082915 RL**	*Injection Number:*	**78**
Inj. Date / Time:	**29-Aug-2015 / 20:41**	*Sample Comment:*	**7199/218.6 RL**

No.	Time min	Peak Name	Peak Type	Area mAU*min	Height mAU	Amount n.a.

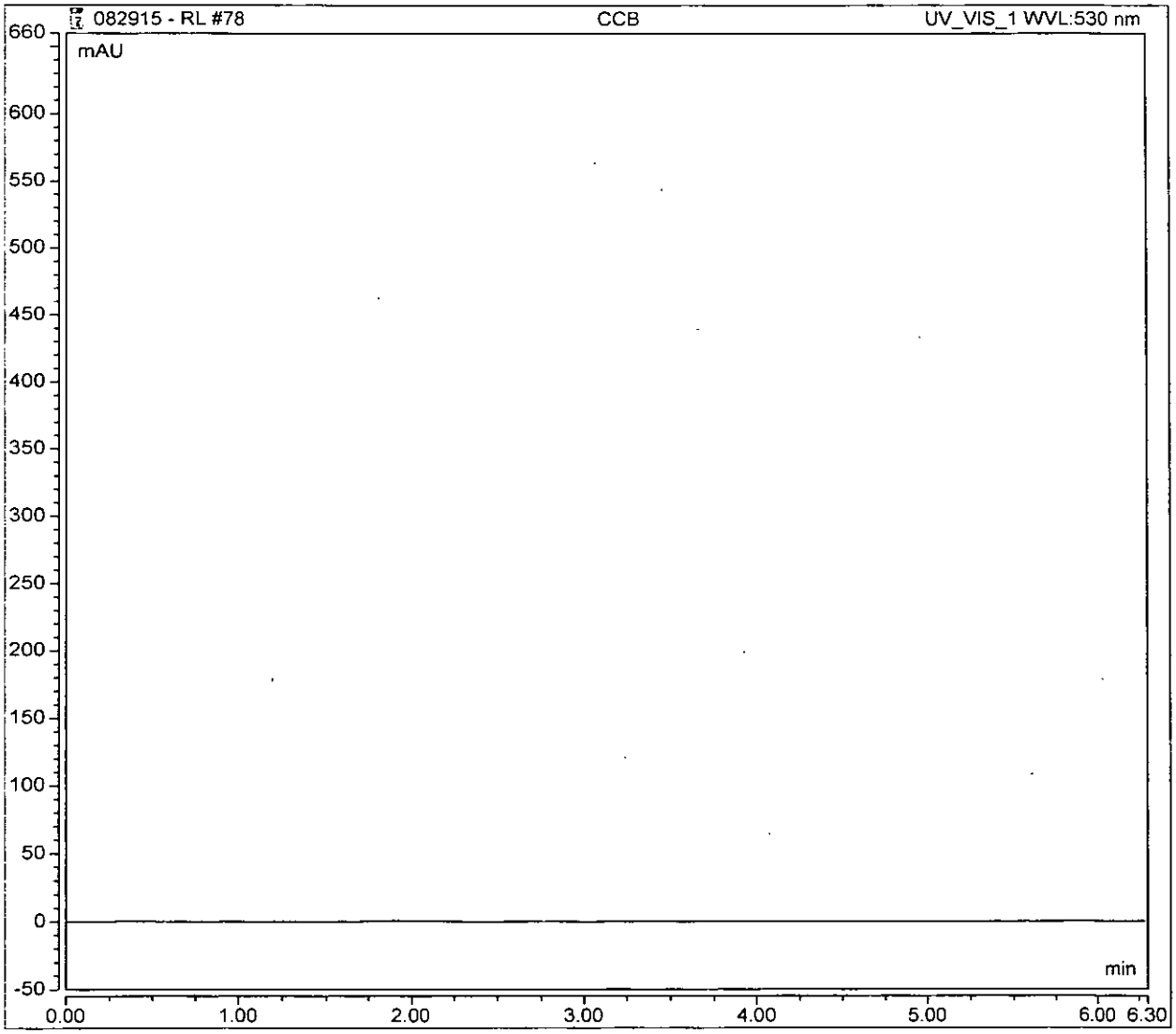

Peak Integration Report

Sample Name:	**R1506797-004 INSOL**	*Inj. Vol.:*	**300.00**
Injection Type:	**Unknown**	*Dilution Factor:*	**20.0000**
Processing Method:	**5-082915 RL**	*Injection Number:*	**79**
Inj. Date / Time:	**29-Aug-2015 / 20:49**	*Sample Comment:*	**7199**

No.	Time min	Peak Name	Peak Type	Area mAU*min	Height mAU	Amount ppm
1	3.99	Cr(VI)	BMB	142.607	466.392	18.5125

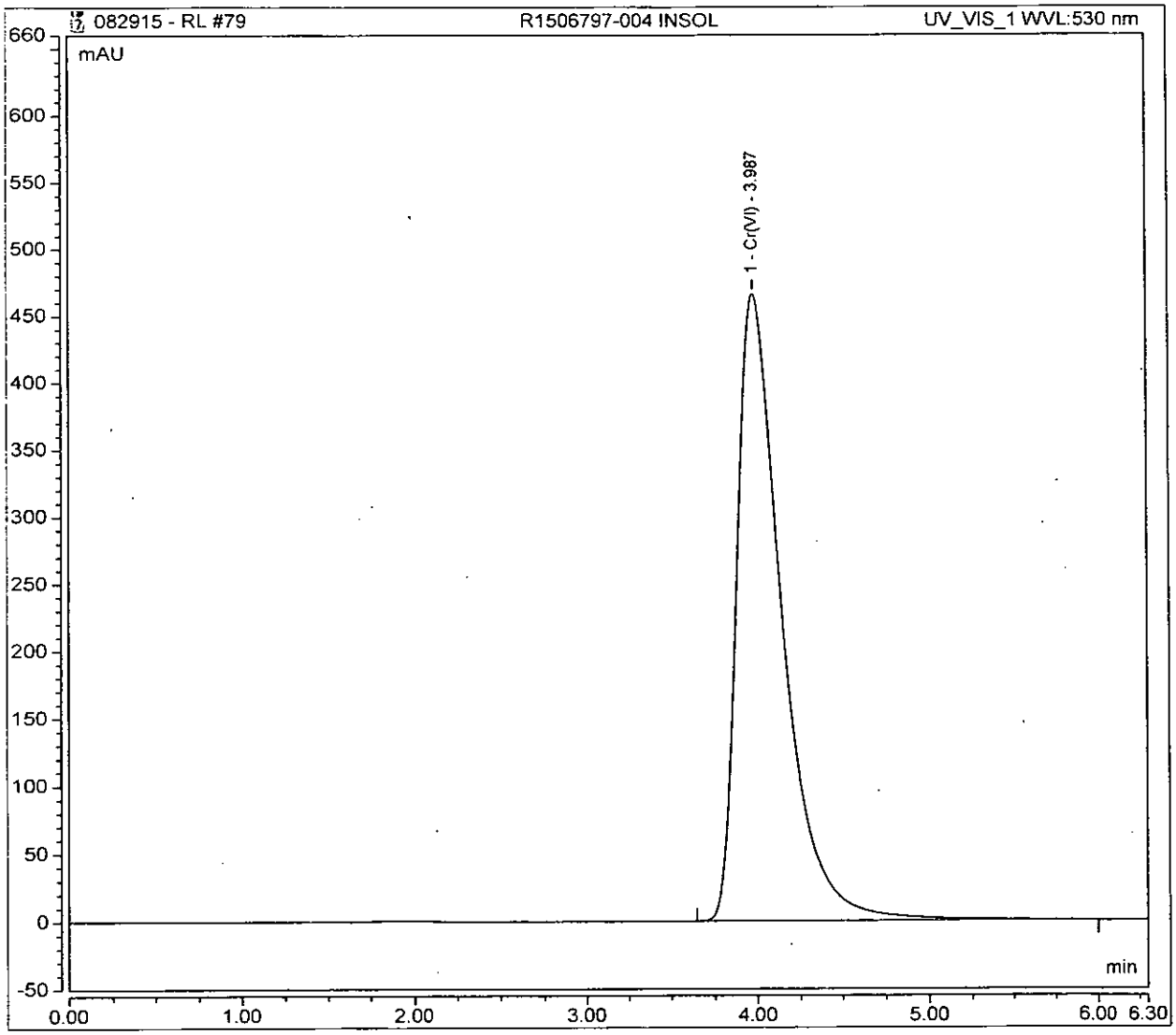

Peak Integration Report

Sample Name:	**R1506797-004 INSOL**	*Inj. Vol.:*	**300.00**
Injection Type:	**Unknown**	*Dilution Factor:*	**20.0000**
Processing Method:	**5-082915 RL**	*Injection Number:*	**80**
Inj. Date / Time:	**29-Aug-2015 / 20:58**	*Sample Comment:*	**7199 REPLICATE**

No.	Time min	Peak Name	Peak Type	Area mAU*min	Height mAU	Amount ppm
1	3.98	Cr(VI)	BMB	142.445	466.748	18.4915

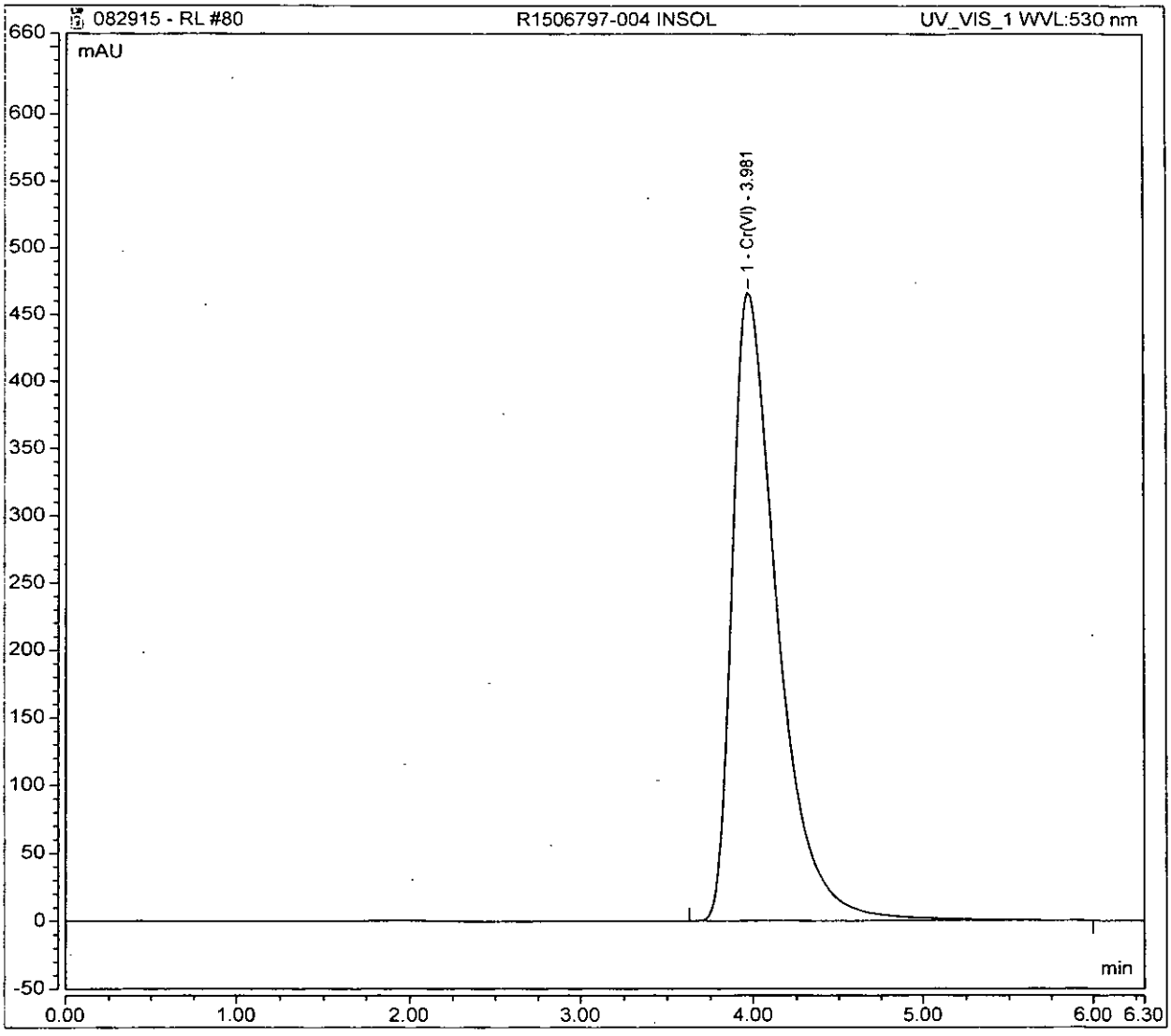

Peak Integration Report

Sample Name:	**R1506797-004 PVS**	*Inj. Vol.:*	**300.00**
Injection Type:	**Unknown**	*Dilution Factor:*	**2.0000**
Processing Method:	**5-082915 RL**	*Injection Number:*	**81**
Inj. Date / Time:	**29-Aug-2015 / 21:05**	*Sample Comment:*	**7199**

No.	Time min	Peak Name	Peak Type	Area mAU*min	Height mAU	Amount ppm
1	3.91	Cr(VI)	BMB	77.542	216.412	1.0067

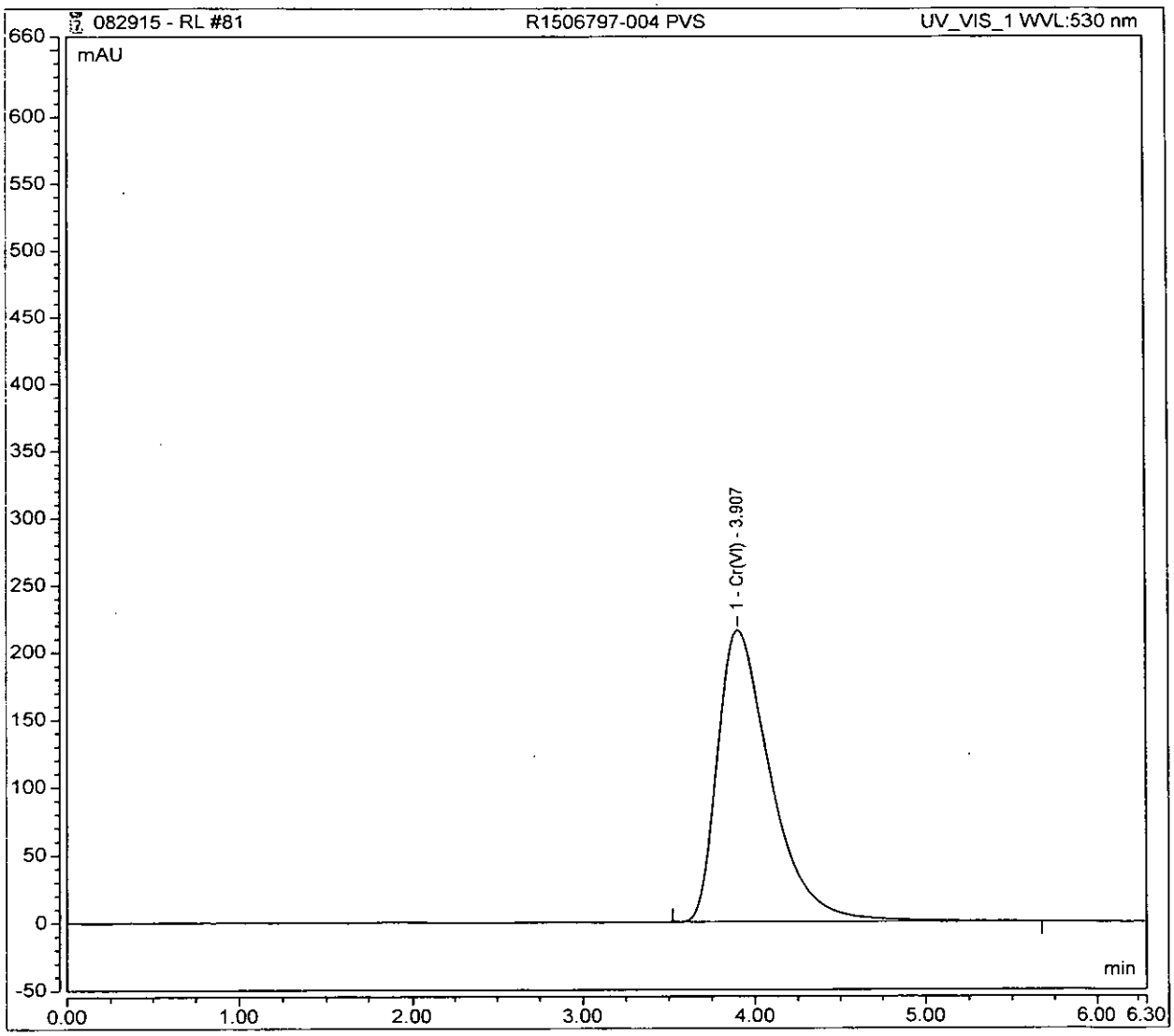

Peak Integration Report

Sample Name:	**R1506797-004 PVS**	*Inj. Vol.:*	**300.00**
Injection Type:	**Unknown**	*Dilution Factor:*	**2.0000**
Processing Method:	**5-082915 RL**	*Injection Number:*	**82**
Inj. Date / Time:	**29-Aug-2015 / 21:13**	*Sample Comment:*	**7199 REPLICATE**

No.	Time min	Peak Name	Peak Type	Area mAU*min	Height mAU	Amount ppm
1	3.91	Cr(VI)	BMB	77.444	216.280	1.0054

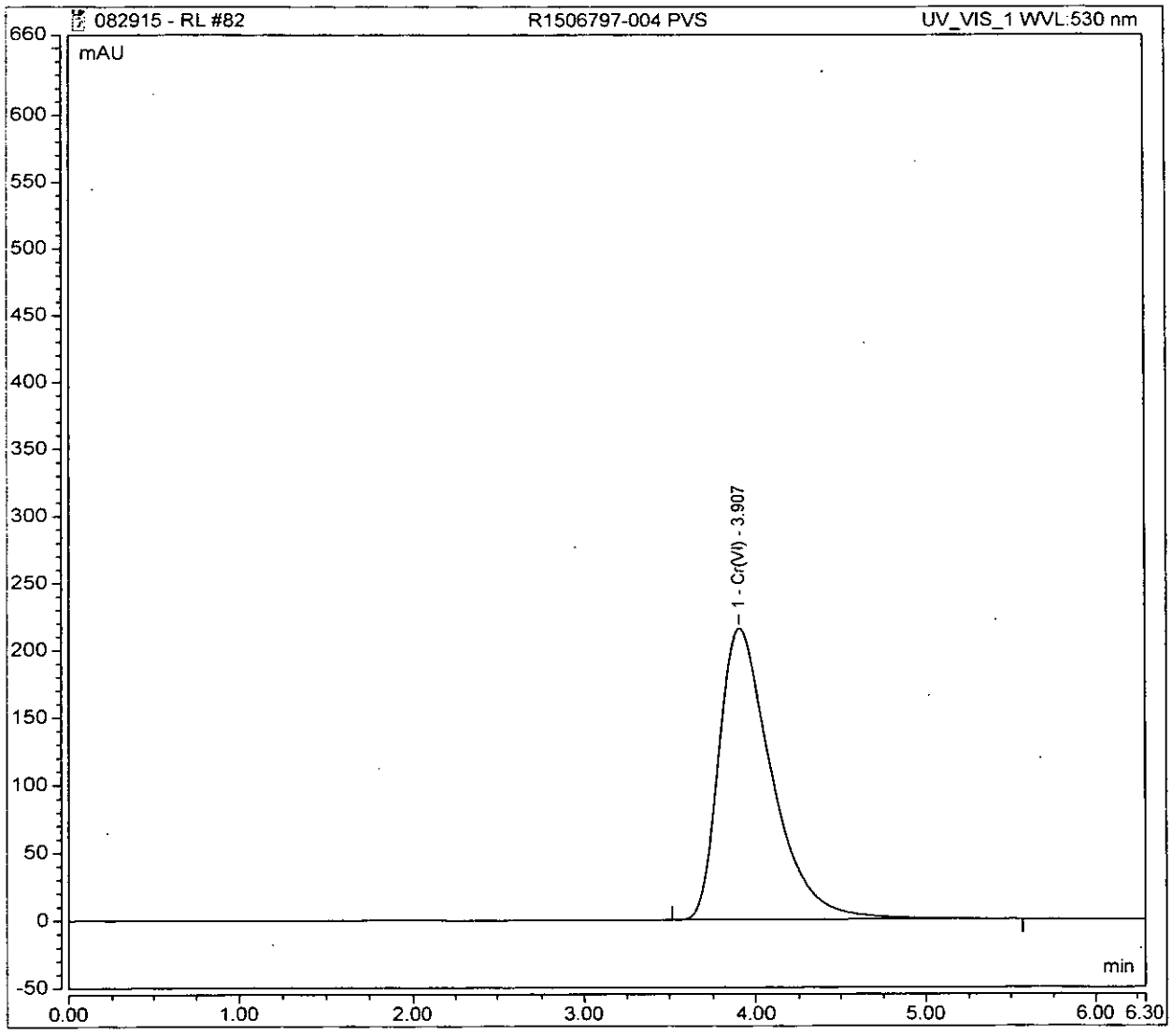

Chromeleon (c) Dionex 1996-2009
Version 7.1.1.1127

00195

Peak Integration Report

Sample Name:	**R1506797-005**	*Inj. Vol.:*	**300.00**
Injection Type:	**Unknown**	*Dilution Factor:*	**1.0000**
Processing Method:	**5-082915 RL**	*Injection Number:*	**83**
Inj. Date / Time:	**29-Aug-2015 / 21:20**	*Sample Comment:*	**7199**

No.	Time min	Peak Name	Peak Type	Area mAU*min	Height mAU	Amount n.a.

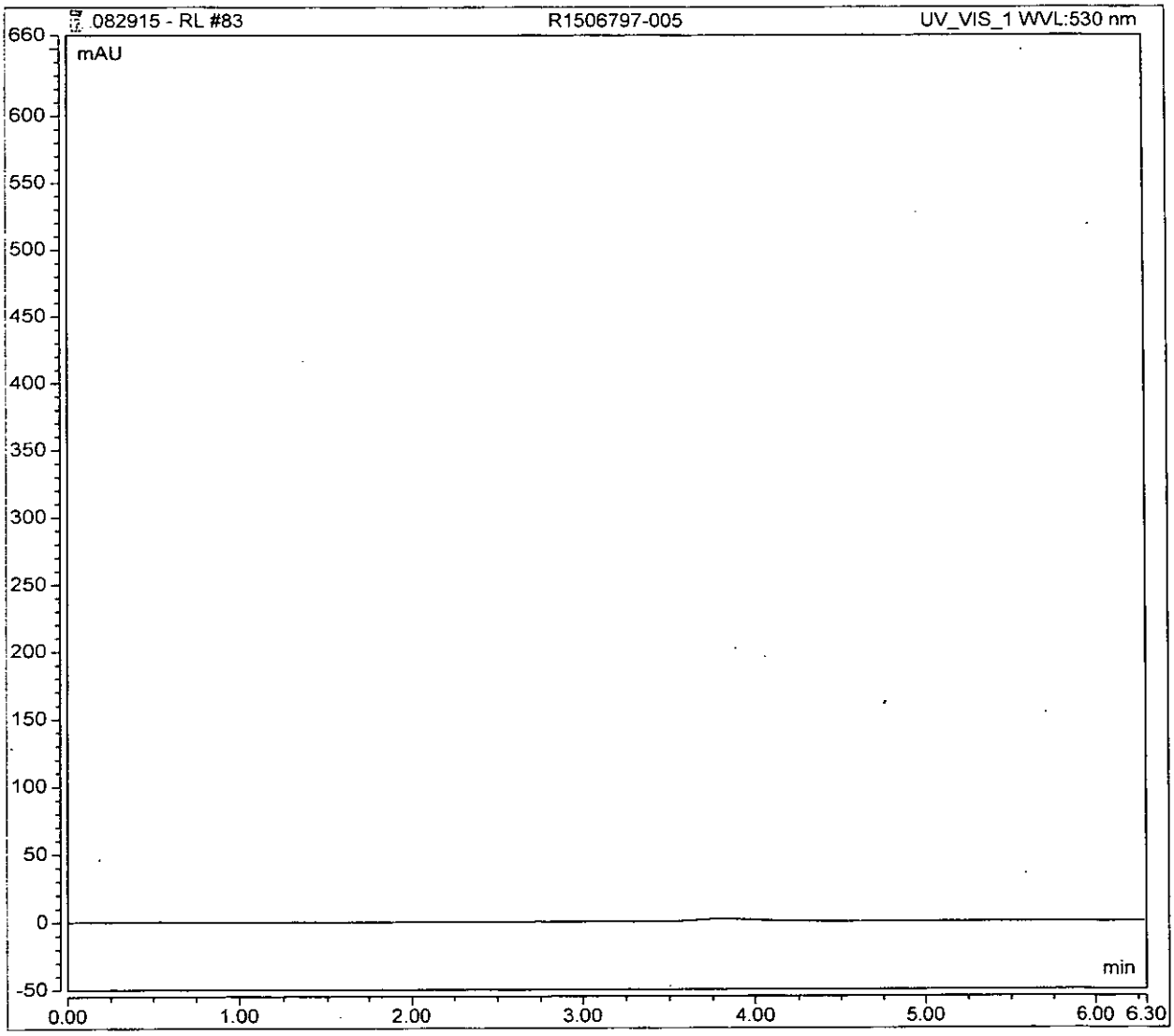

Chromeleon (c) Dionex 1996-2009
Version 7.1.1.1127

00196

Peak Integration Report

Sample Name:	**R1506797-005**	*Inj. Vol.:*	**300.00**
Injection Type:	**Unknown**	*Dilution Factor:*	**1.0000**
Processing Method:	**5-082915 RL**	*Injection Number:*	**84**
Inj. Date / Time:	**29-Aug-2015 / 21:29**	*Sample Comment:*	**7199 REPLICATE**

No.	Time min	Peak Name	Peak Type	Area mAU*min	Height mAU	Amount n.a.

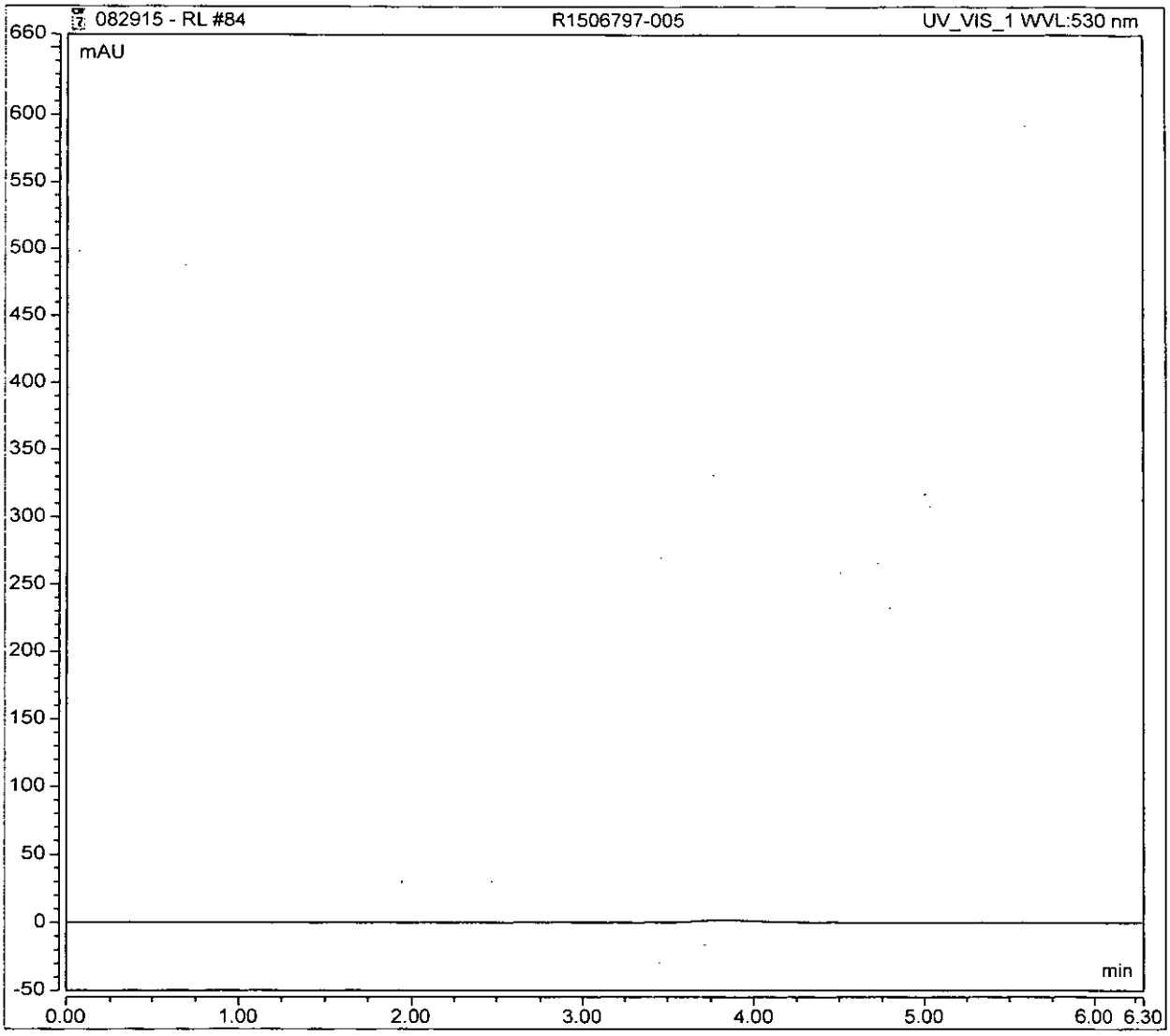

Peak Integration Report

Sample Name:	**R1506797-006**	*Inj. Vol.:*	**300.00**
Injection Type:	**Unknown**	*Dilution Factor:*	**1.0000**
Processing Method:	**5-082915 RL**	*Injection Number:*	**85**
Inj. Date / Time:	**29-Aug-2015 / 21:36**	*Sample Comment:*	**7199**

No.	Time min	Peak Name	Peak Type	Area mAU*min	Height mAU	Amount ppm
1	3.83	Cr(VI)	BMB	0.728	1.785	0.0048

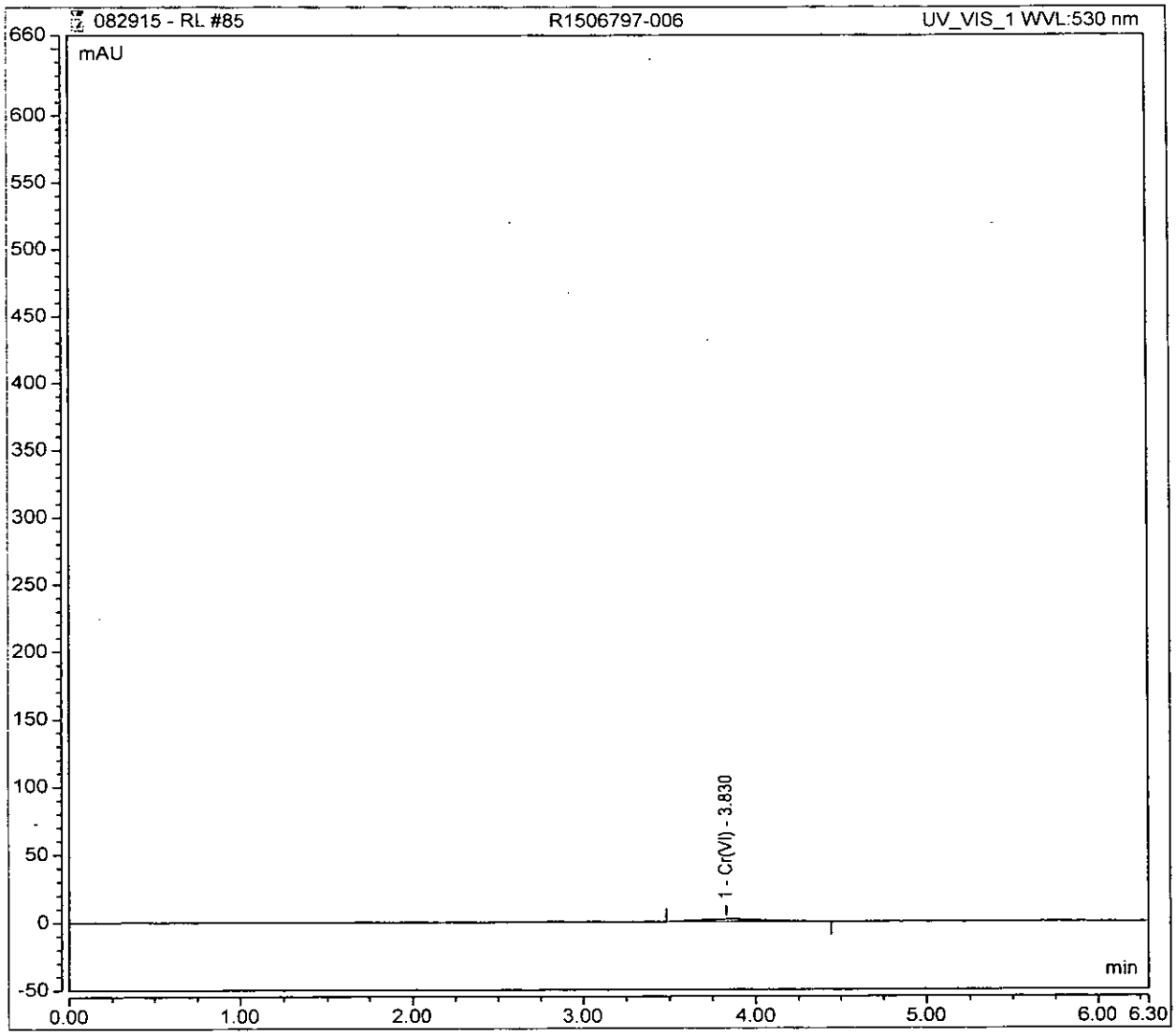

Chromeleon (c) Dionex 1996-2009
Version 7.1.1.1127

00198

Peak Integration Report

Sample Name:	**R1506797-006**	*Inj. Vol.:*	**300.00**
Injection Type:	**Unknown**	*Dilution Factor:*	**1.0000**
Processing Method:	**5-082915 RL**	*Injection Number:*	**86**
Inj. Date / Time:	**29-Aug-2015 / 21:45**	*Sample Comment:*	**7199 REPLICATE**

No.	Time min	Peak Name	Peak Type	Area mAU*min	Height mAU	Amount ppm
1	3.83	Cr(VI)	BMB	0.683	1.739	0.0045

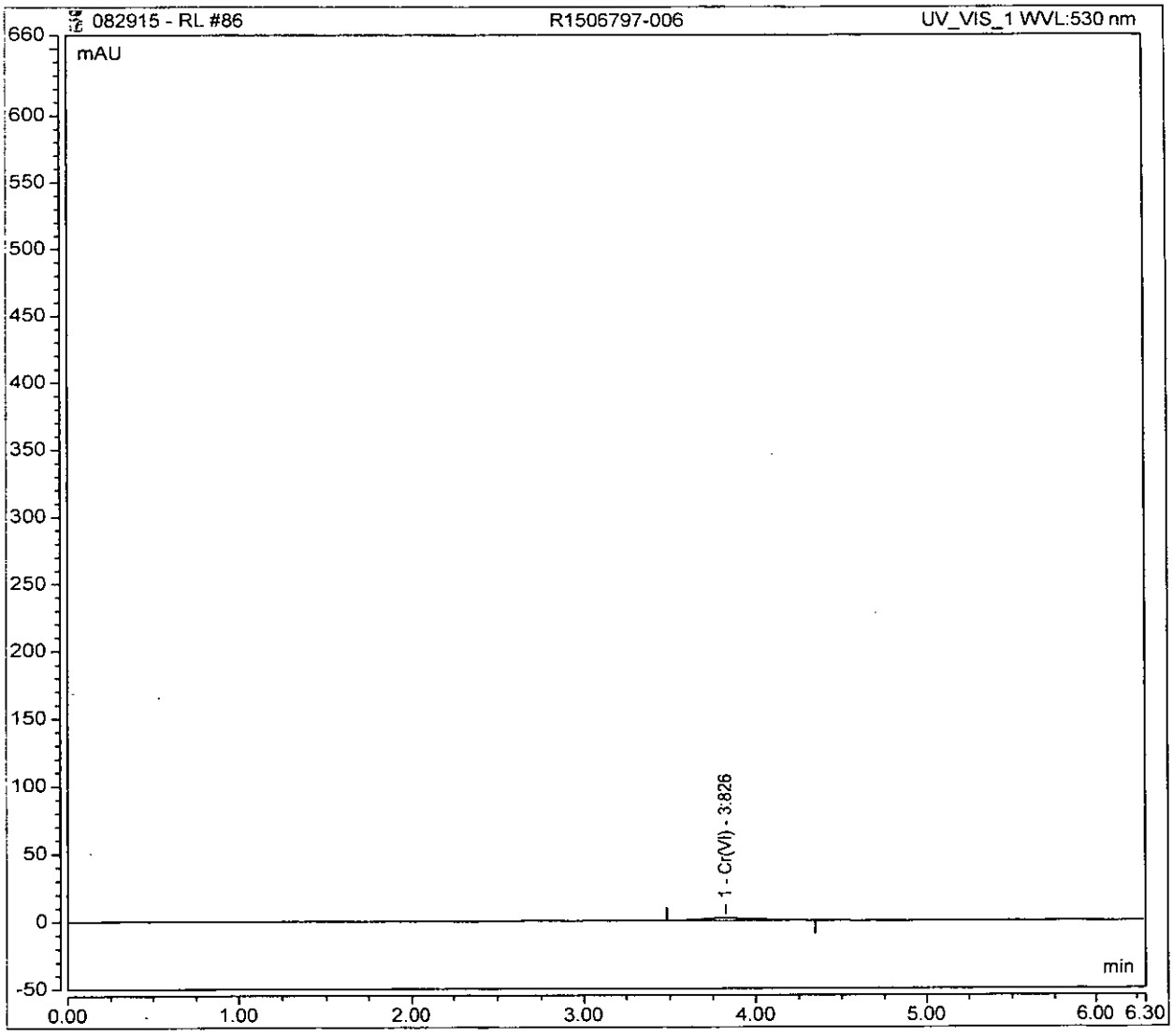

Peak Integration Report

Sample Name:	**R1506797-007**	*Inj. Vol.:*	**300.00**
Injection Type:	**Unknown**	*Dilution Factor:*	**1.0000**
Processing Method:	**5-082915 RL**	*Injection Number:*	**87**
Inj. Date / Time:	**29-Aug-2015 / 21:52**	*Sample Comment:*	**7199**

No.	Time min	Peak Name	Peak Type	Area mAU*min	Height mAU	Amount ppm
1	3.82	Cr(VI)	BMB	0.657	1.586	0.0044

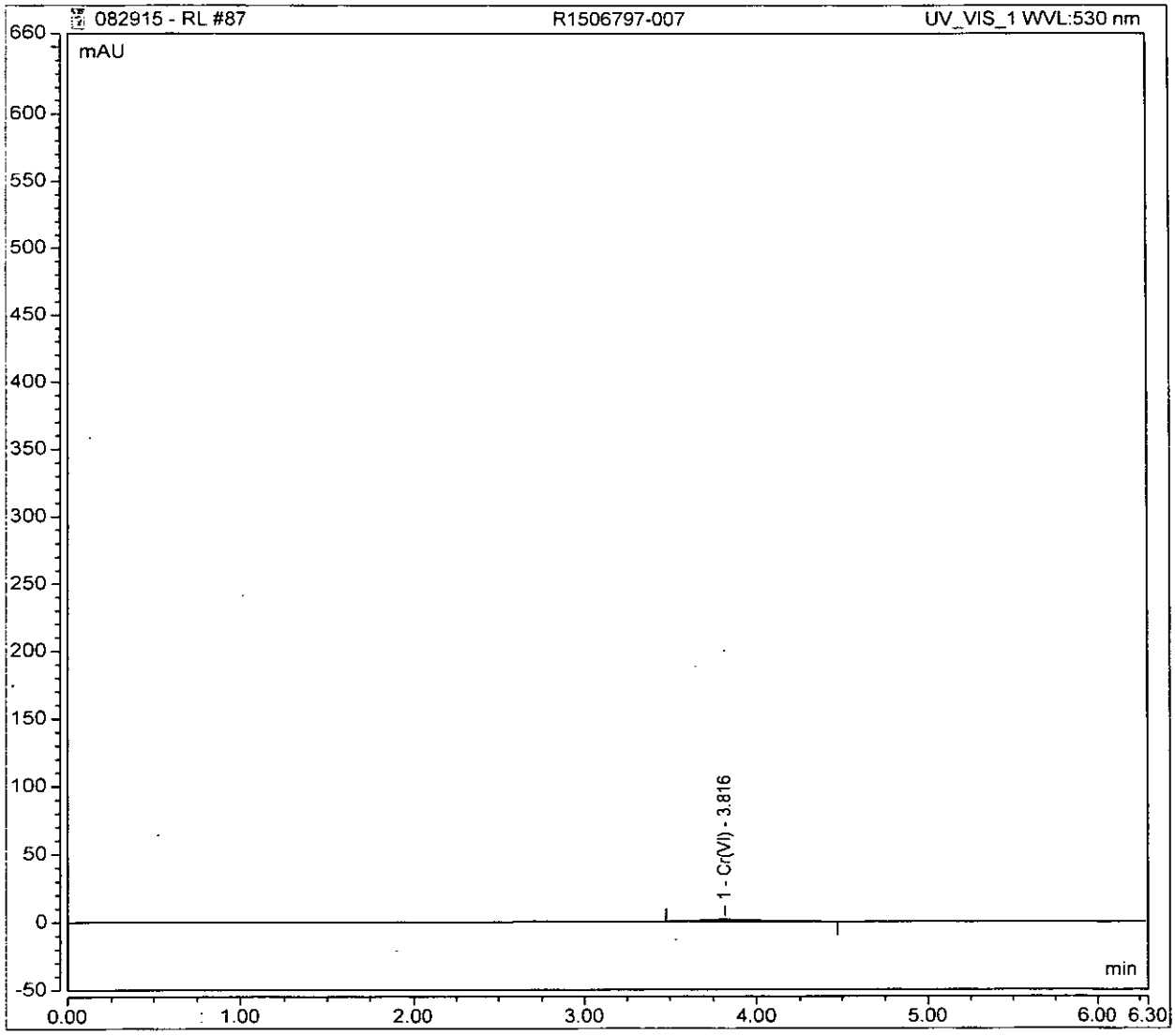

Peak Integration Report

Sample Name:	**R1506797-007**	*Inj. Vol.:*	**300.00**
Injection Type:	**Unknown**	*Dilution Factor:*	**1.0000**
Processing Method:	**5-082915 RL**	*Injection Number:*	**88**
Inj. Date / Time:	**29-Aug-2015 / 22:00**	*Sample Comment:*	**7199 REPLICATE**

No.	Time min	Peak Name	Peak Type	Area mAU*min	Height mAU	Amount ppm
1	3.82	Cr(VI)	BMB	0.629	1.558	0.0042

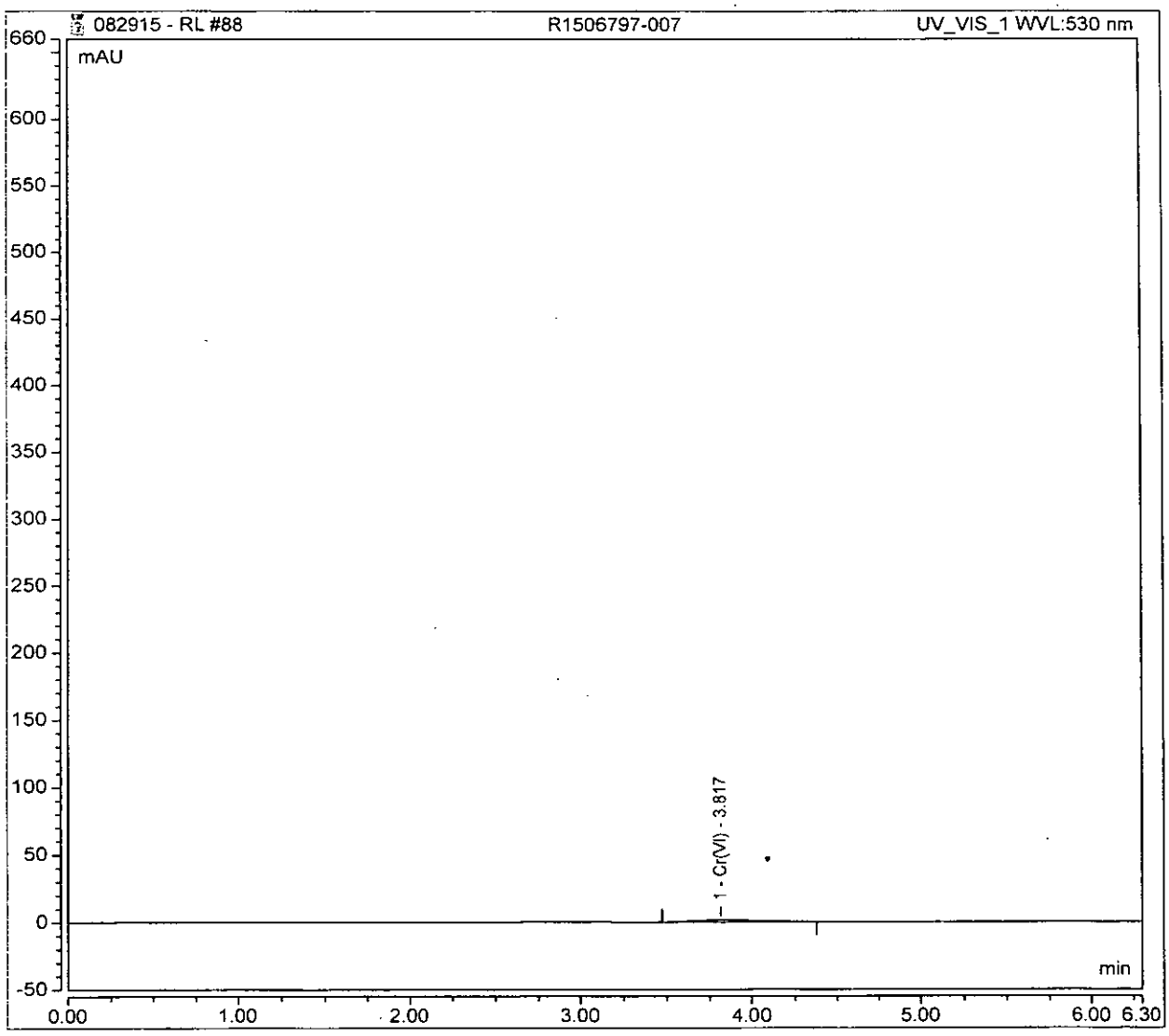

Chromeleon (c) Dionex 1996-2009
Version 7.1.1.1127

Peak Integration Report

Sample Name:	CCV	*Inj. Vol.:*	300.00
Injection Type:	Unknown	*Dilution Factor:*	1.0000
Processing Method:	5-082915 RL	*Injection Number:*	89
Inj. Date / Time:	29-Aug-2015 / 22:07	*Sample Comment:*	7199/218.6 RL

No.	Time min	Peak Name	Peak Type	Area mAU*min	Height mAU	Amount ppm
1	4.00	Cr(VI)	BMB	79.086	263.618	0.5134

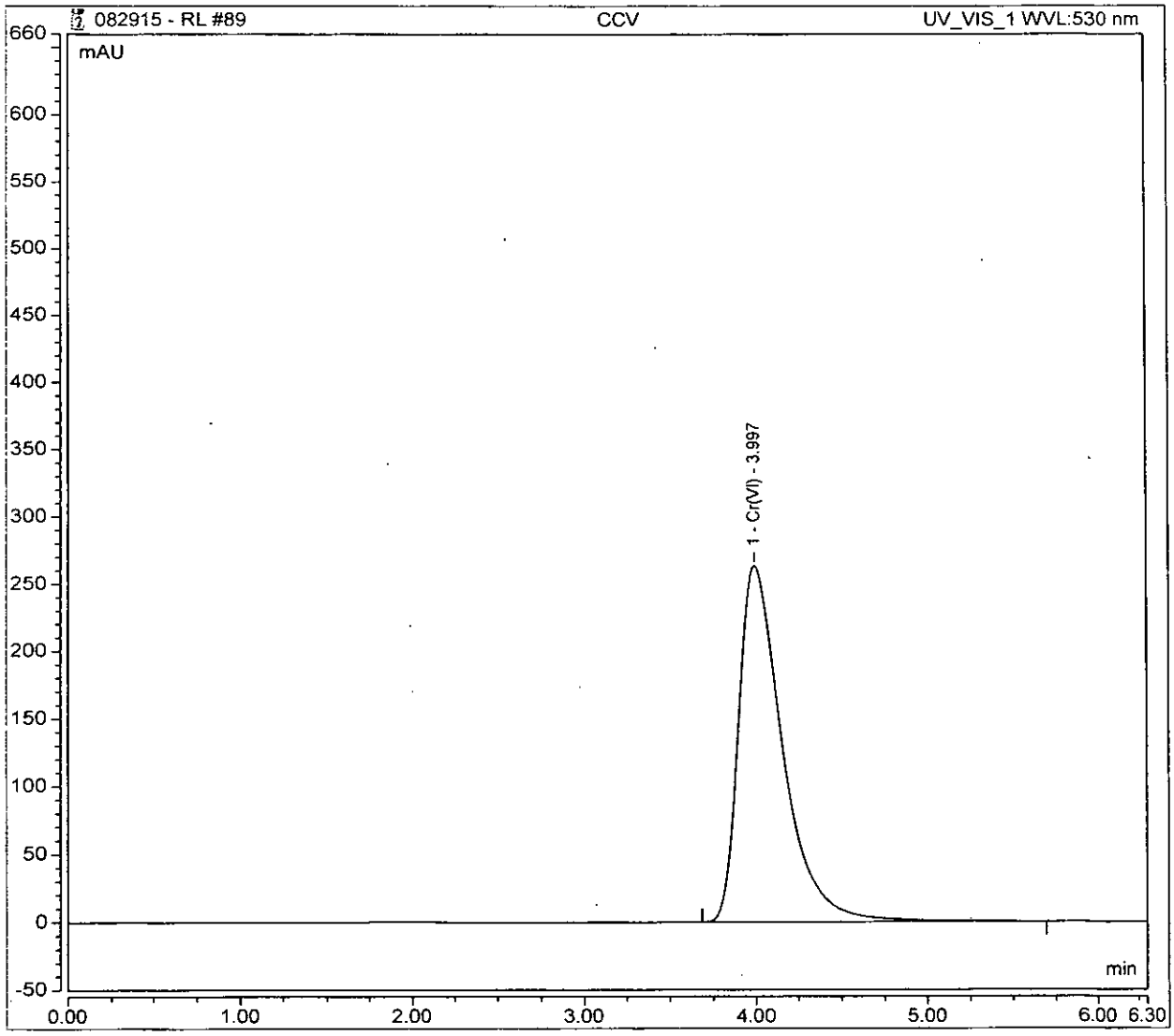

Peak Integration Report

Sample Name:	CCB	*Inj. Vol.:*	300.00
Injection Type:	Unknown	*Dilution Factor:*	1.0000
Processing Method:	5-082915 RL	*Injection Number:*	90
Inj. Date / Time:	29-Aug-2015 / 22:16	*Sample Comment:*	7199/218.6 RL

No.	Time min	Peak Name	Peak Type	Area mAU*min	Height mAU	Amount n.a.

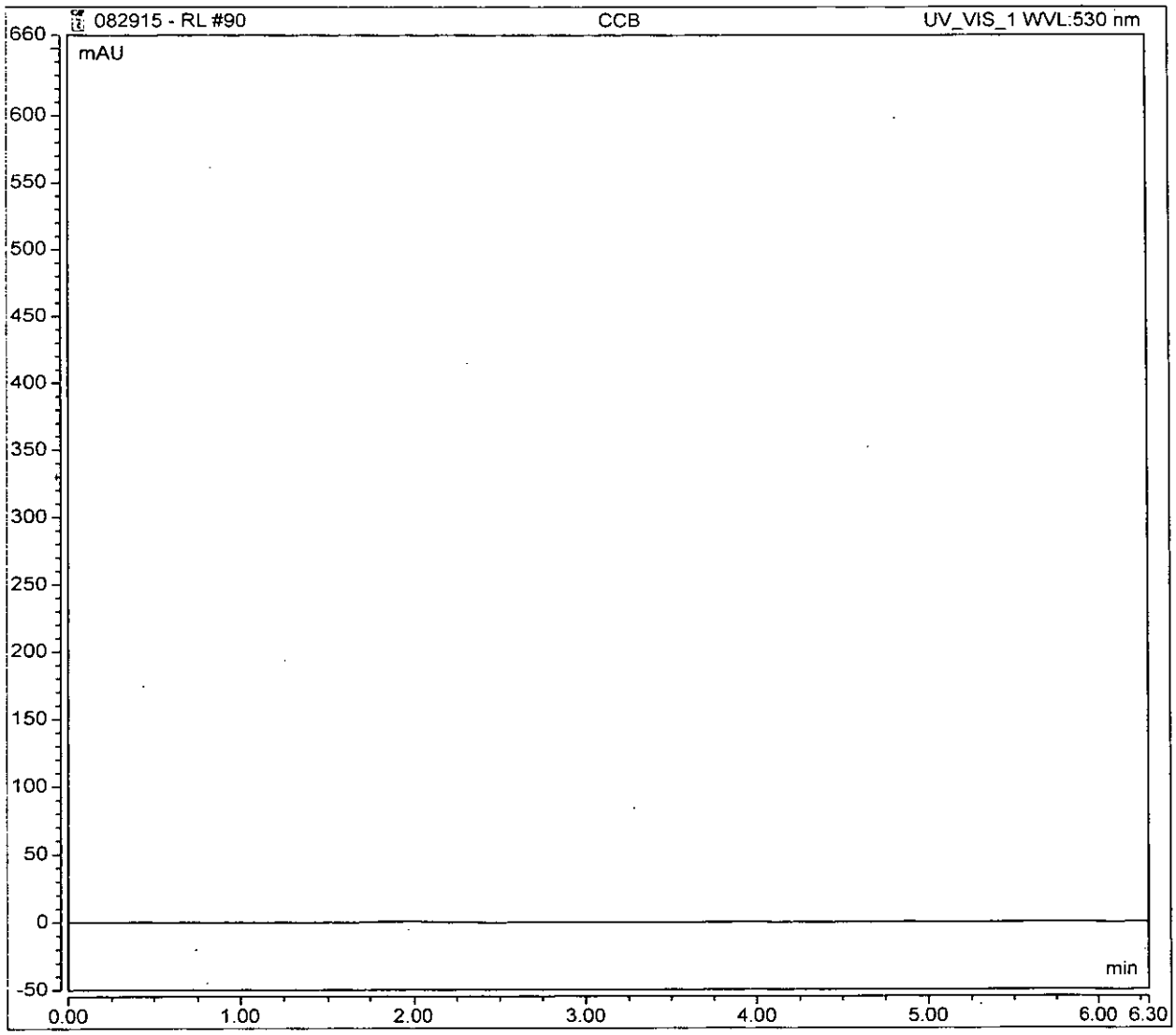

Chromeleon (c) Dionex 1996-2009
Version 7.1.1.1127

00203

Peak Integration Report

Sample Name:	**R1506797-008**	*Inj. Vol.:*	**300.00**
Injection Type:	**Unknown**	*Dilution Factor:*	**1.0000**
Processing Method:	**5-082915 RL**	*Injection Number:*	**91**
Inj. Date / Time:	**29-Aug-2015 / 22:25**	*Sample Comment:*	**7199**

No.	Time min	Peak Name	Peak Type	Area mAU*min	Height mAU	Amount ppm
1	3.84	Cr(VI)	BMB	0.731	1.819	0.0048

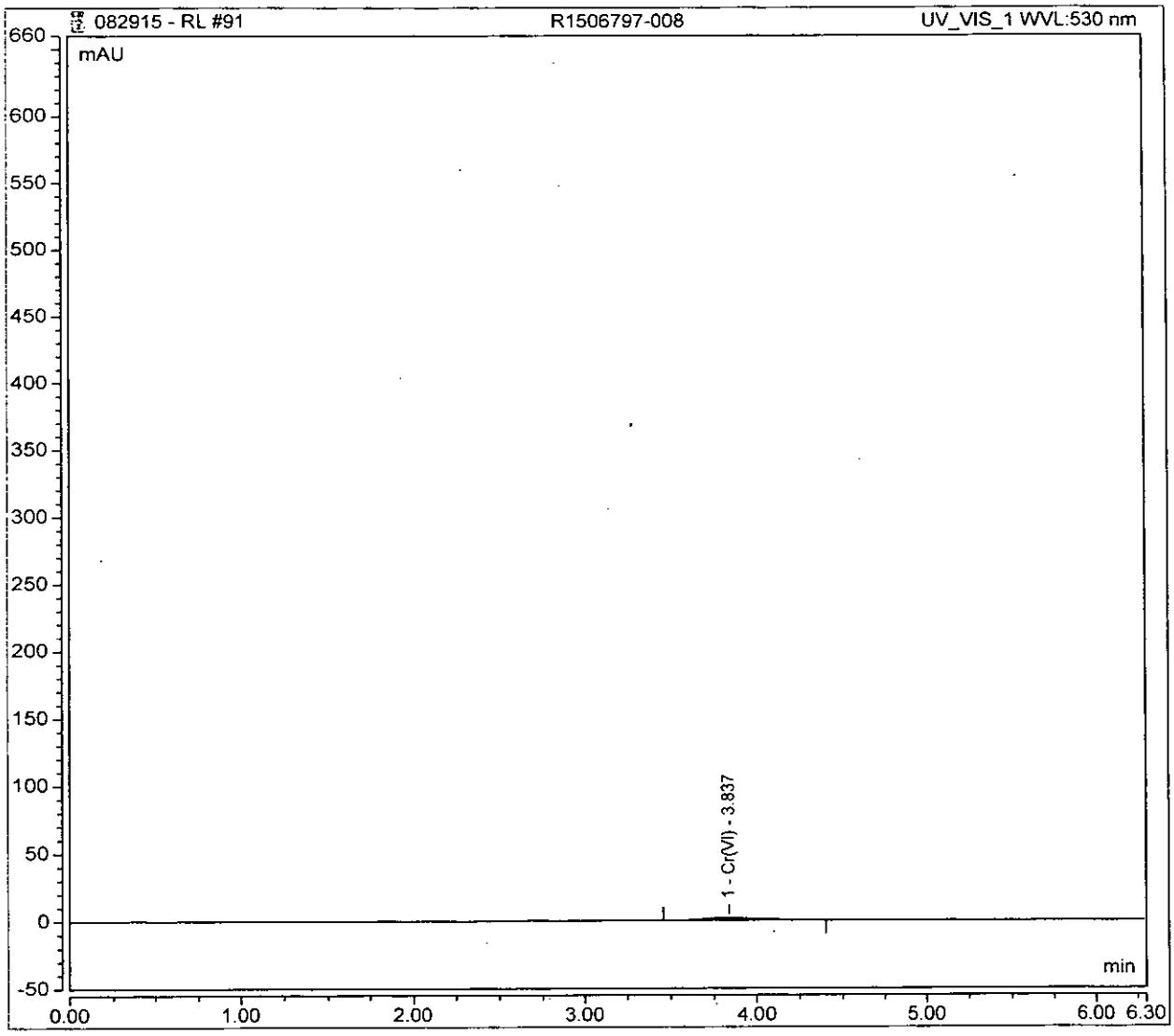

Peak Integration Report

Sample Name:	**R1506797-008**	*Inj. Vol.:*	**300.00**
Injection Type:	**Unknown**	*Dilution Factor:*	**1.0000**
Processing Method:	**5-082915 RL**	*Injection Number:*	**92**
Inj. Date / Time:	**29-Aug-2015 / 22:34**	*Sample Comment:*	**7199 REPLICATE**

No.	Time min	Peak Name	Peak Type	Area mAU*min	Height mAU	Amount ppm
1	3.83	Cr(VI)	BMB	0.747	1.821	0.0049

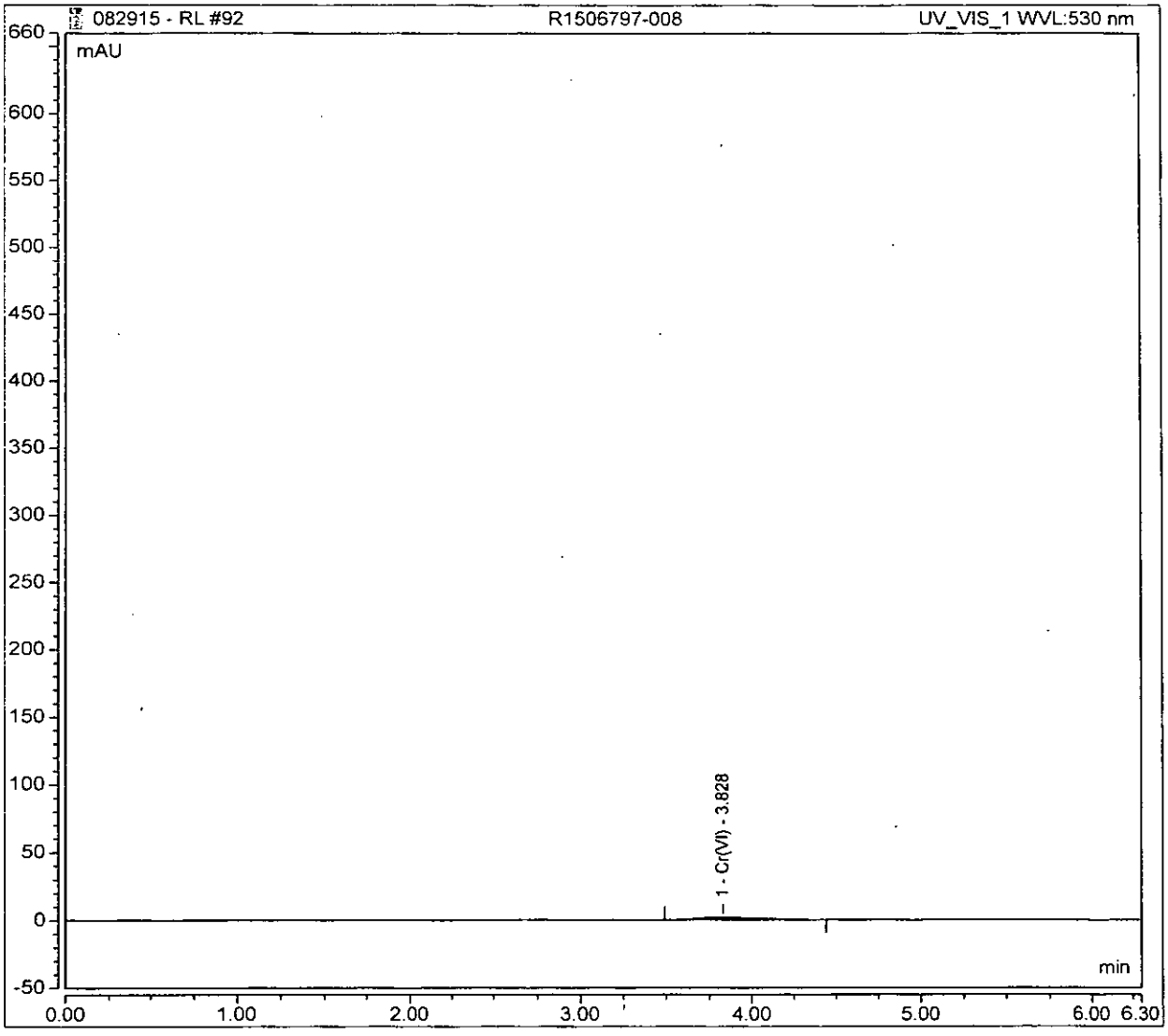

Chromeleon (c) Dionex 1996-2009
Version 7.1.1.1127

Peak Integration Report

Sample Name:	**R1506797-009**	*Inj. Vol.:*	**300.00**
Injection Type:	**Unknown**	*Dilution Factor:*	**1.0000**
Processing Method:	**5-082915 RL**	*Injection Number:*	**93**
Inj. Date / Time:	**29-Aug-2015 / 22:41**	*Sample Comment:*	**7199**

No.	Time min	Peak Name	Peak Type	Area mAU*min	Height mAU	Amount ppm
1	3.84	Cr(VI)	BMB	0.566	1.430	0.0038

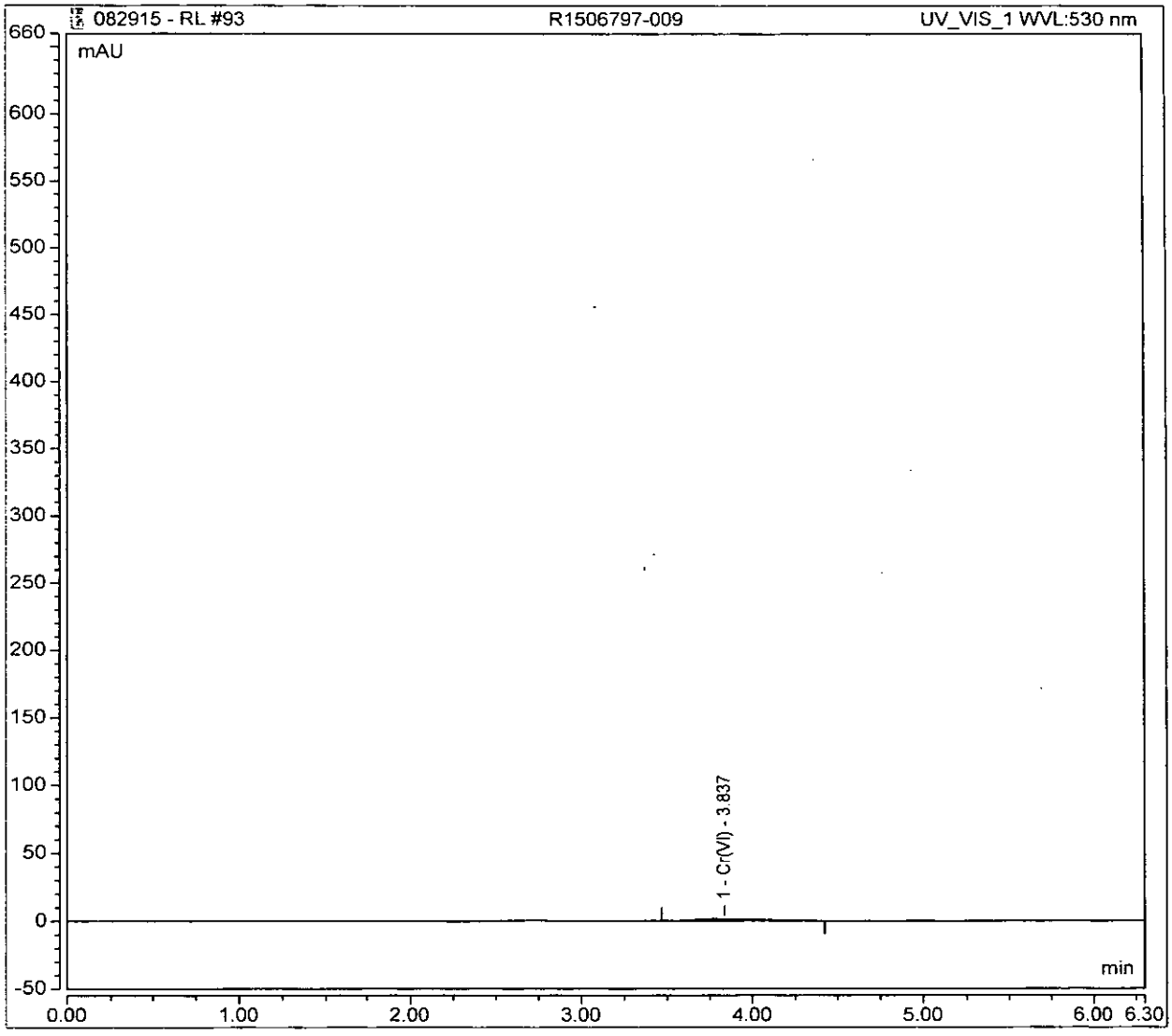

Peak Integration Report

Sample Name:	**R1506797-009**	*Inj. Vol.:*	**300.00**
Injection Type:	**Unknown**	*Dilution Factor:*	**1.0000**
Processing Method:	**5-082915 RL**	*Injection Number:*	**94**
Inj. Date / Time:	**29-Aug-2015 / 22:50**	*Sample Comment:*	**7199 REPLICATE**

No.	Time min	Peak Name	Peak Type	Area mAU*min	Height mAU	Amount ppm
1	3.84	Cr(VI)	BMB	0.568	1.425	0.0038

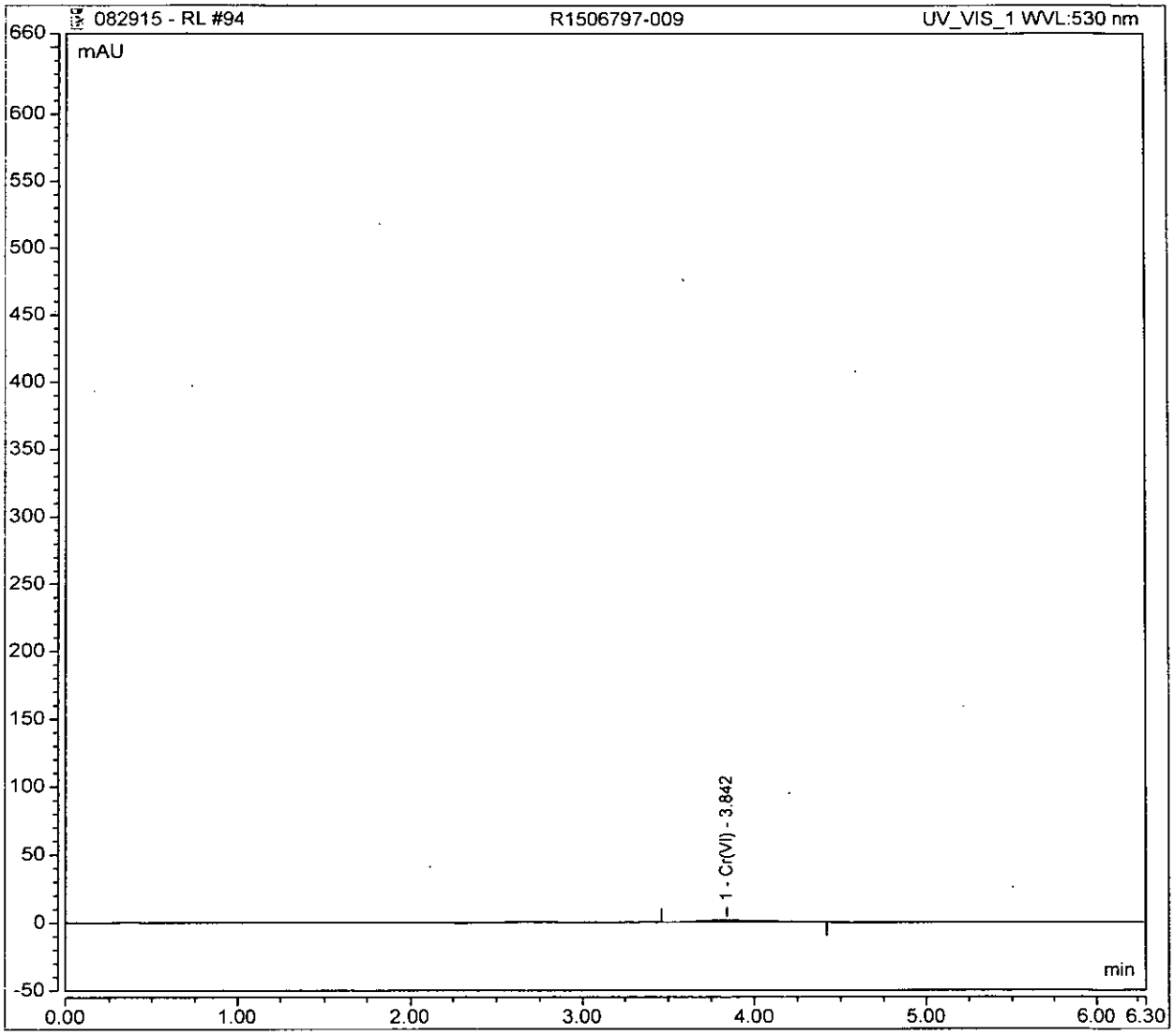

Chromeleon (c) Dionex 1996-2009
Version 7.1.1.1127

00207

Peak Integration Report

Sample Name:	**R1506797-010**	*Inj. Vol.:*	**300.00**
Injection Type:	**Unknown**	*Dilution Factor:*	**1.0000**
Processing Method:	**5-082915 RL**	*Injection Number:*	**95**
Inj. Date / Time:	**29-Aug-2015 / 22:57**	*Sample Comment:*	**7199**

No.	Time min	Peak Name	Peak Type	Area mAU*min	Height mAU	Amount n.a.

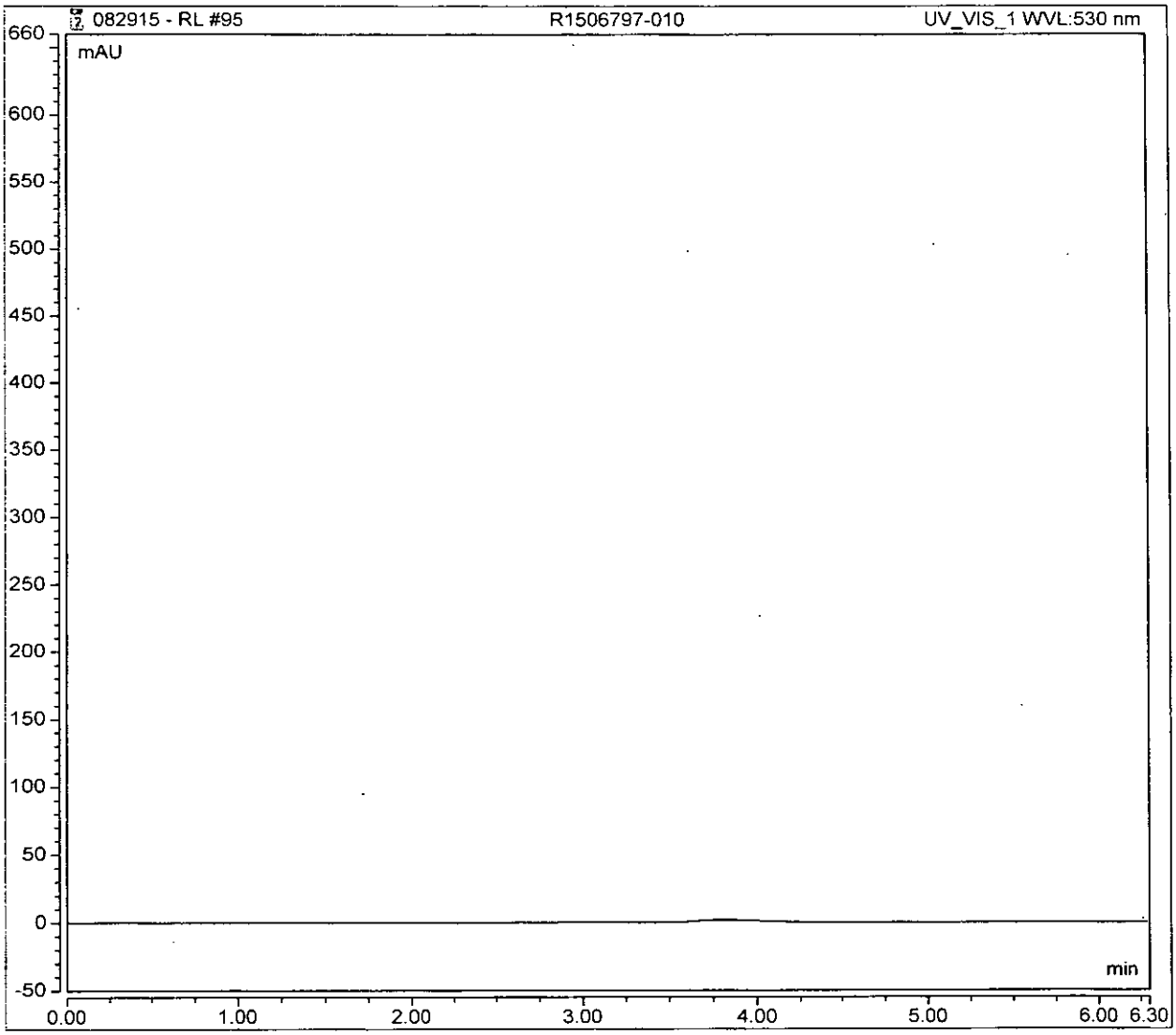

Chromeleon (c) Dionex 1996-2009
Version 7.1.1.1127

Peak Integration Report

Sample Name:	**R1506797-010**	*Inj. Vol.:*	**300.00**
Injection Type:	**Unknown**	*Dilution Factor:*	**1.0000**
Processing Method:	**5-082915 RL**	*Injection Number:*	**96**
Inj. Date / Time:	**29-Aug-2015 / 23:05**	*Sample Comment:*	**7199 REPLICATE**

No.	Time min	Peak Name	Peak Type	Area mAU*min	Height mAU	Amount ppm
1	3.84	Cr(VI)	BMB	0.737	1.850	0.0049

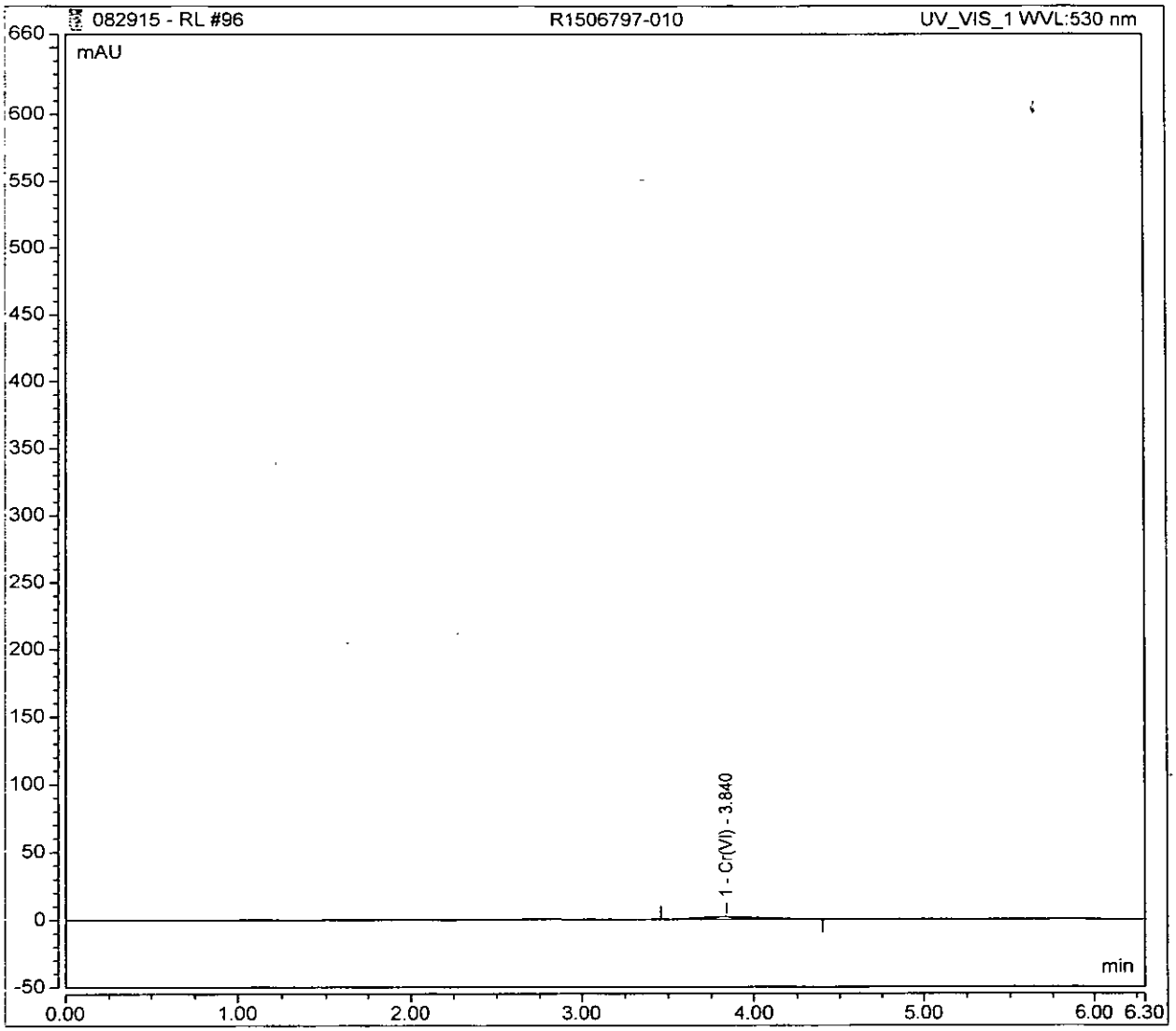

Chromeleon (c) Dionex 1996-2009
Version 7.1.1.1127

00209

Peak Integration Report

Sample Name:	**R1506797-011**	*Inj. Vol.:*	**300.00**
Injection Type:	**Unknown**	*Dilution Factor:*	**1.0000**
Processing Method:	**5-082915 RL**	*Injection Number:*	**97**
Inj. Date / Time:	**29-Aug-2015 / 23:13**	*Sample Comment:*	**7199**

No.	Time min	Peak Name	Peak Type	Area mAU*min	Height mAU	Amount ppm
1	3.83	Cr(VI)	BMB	0.436	1.124	0.0029

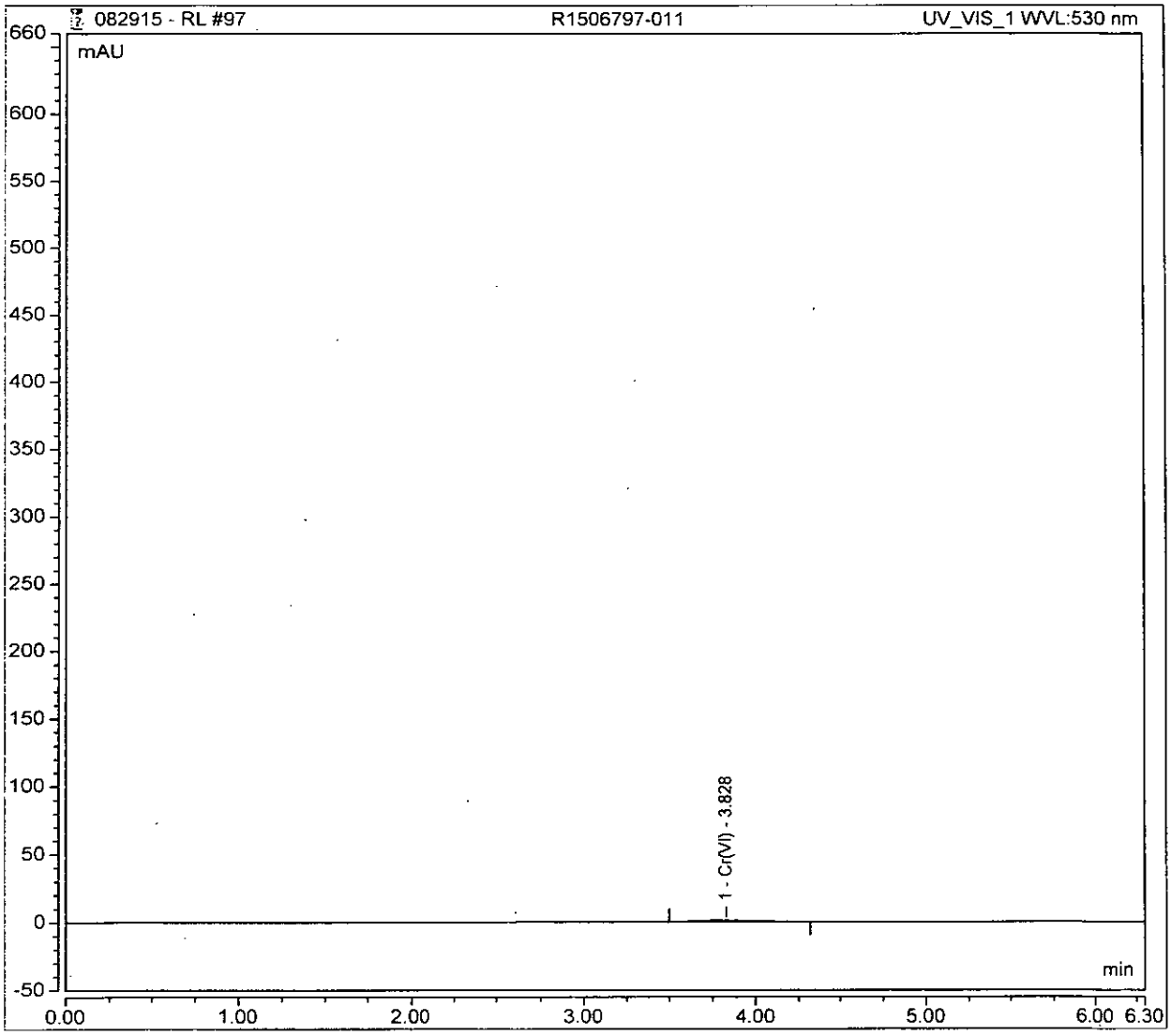

Chromeleon (c) Dionex 1996-2009
Version 7.1.1.1127

00210

Peak Integration Report

Sample Name:	**R1506797-011**	*Inj. Vol.:*	**300.00**
Injection Type:	**Unknown**	*Dilution Factor:*	**1.0000**
Processing Method:	**5-082915 RL**	*Injection Number:*	**98**
Inj. Date / Time:	**29-Aug-2015 / 23:21**	*Sample Comment:*	**7199 REPLICATE**

No.	Time min	Peak Name	Peak Type	Area mAU*min	Height mAU	Amount n.a.

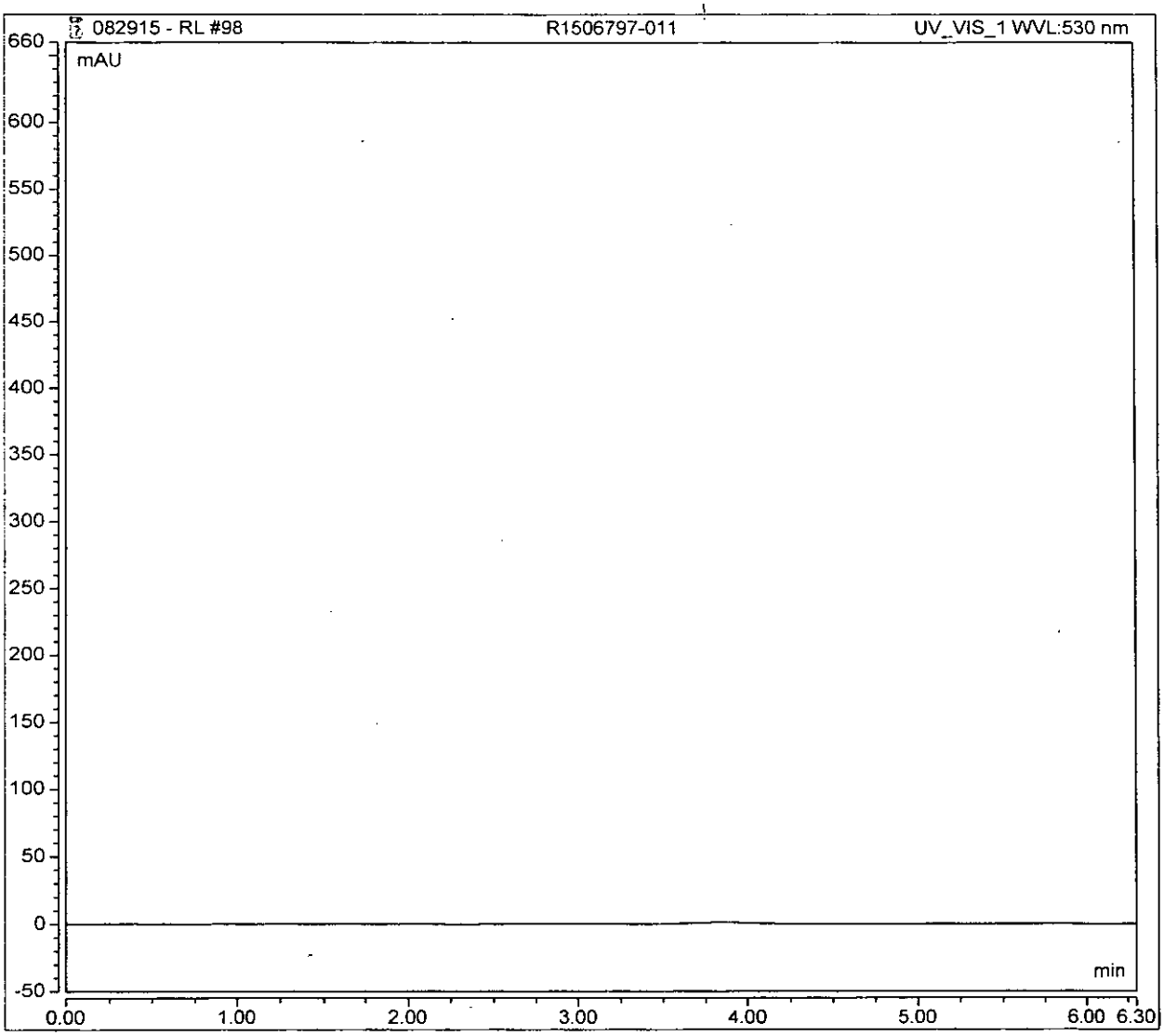

Peak Integration Report

Sample Name:	**R1506797-015**	*Inj. Vol.:*	**300.00**
Injection Type:	**Unknown**	*Dilution Factor:*	**1.0000**
Processing Method:	**5-082915 RL**	*Injection Number:*	**99**
Inj. Date / Time:	**29-Aug-2015 / 23:28**	*Sample Comment:*	**7199**

No.	Time min	Peak Name	Peak Type	Area mAU*min	Height mAU	Amount ppm
1	3.83	Cr(VI)	BMB	0.569	1.387	0.0038

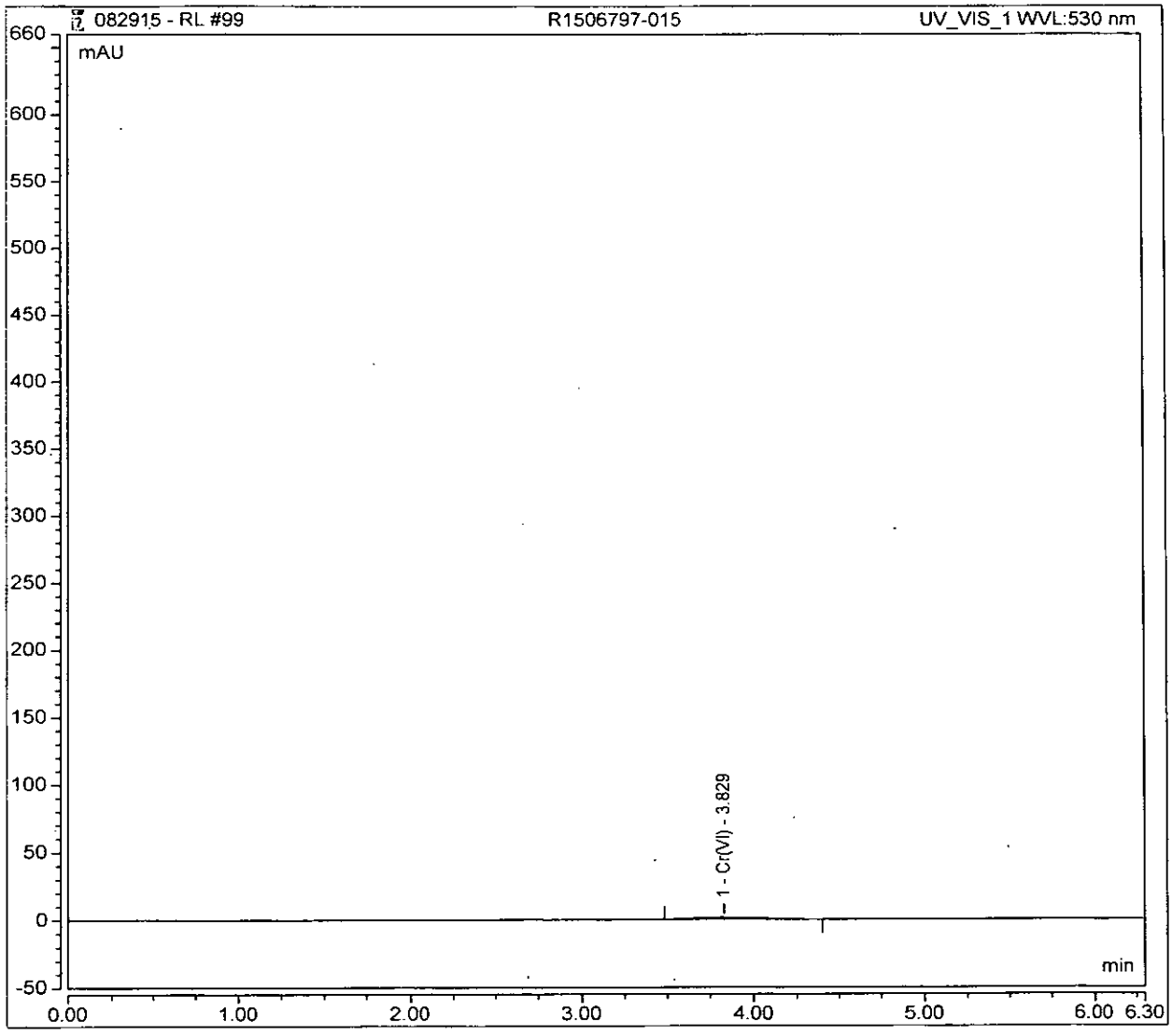

Peak Integration Report

Sample Name:	**R1506797-015**	*Inj. Vol.:*	**300.00**
Injection Type:	**Unknown**	*Dilution Factor:*	**1.0000**
Processing Method:	**5-082915 RL**	*Injection Number:*	**100**
Inj. Date / Time:	**29-Aug-2015 / 23:37**	*Sample Comment:*	**7199 REPLICATE**

No.	Time min	Peak Name	Peak Type	Area mAU*min	Height mAU	Amount ppm
1	3.82	Cr(VI)	BMB	0.568	1.364	0.0038

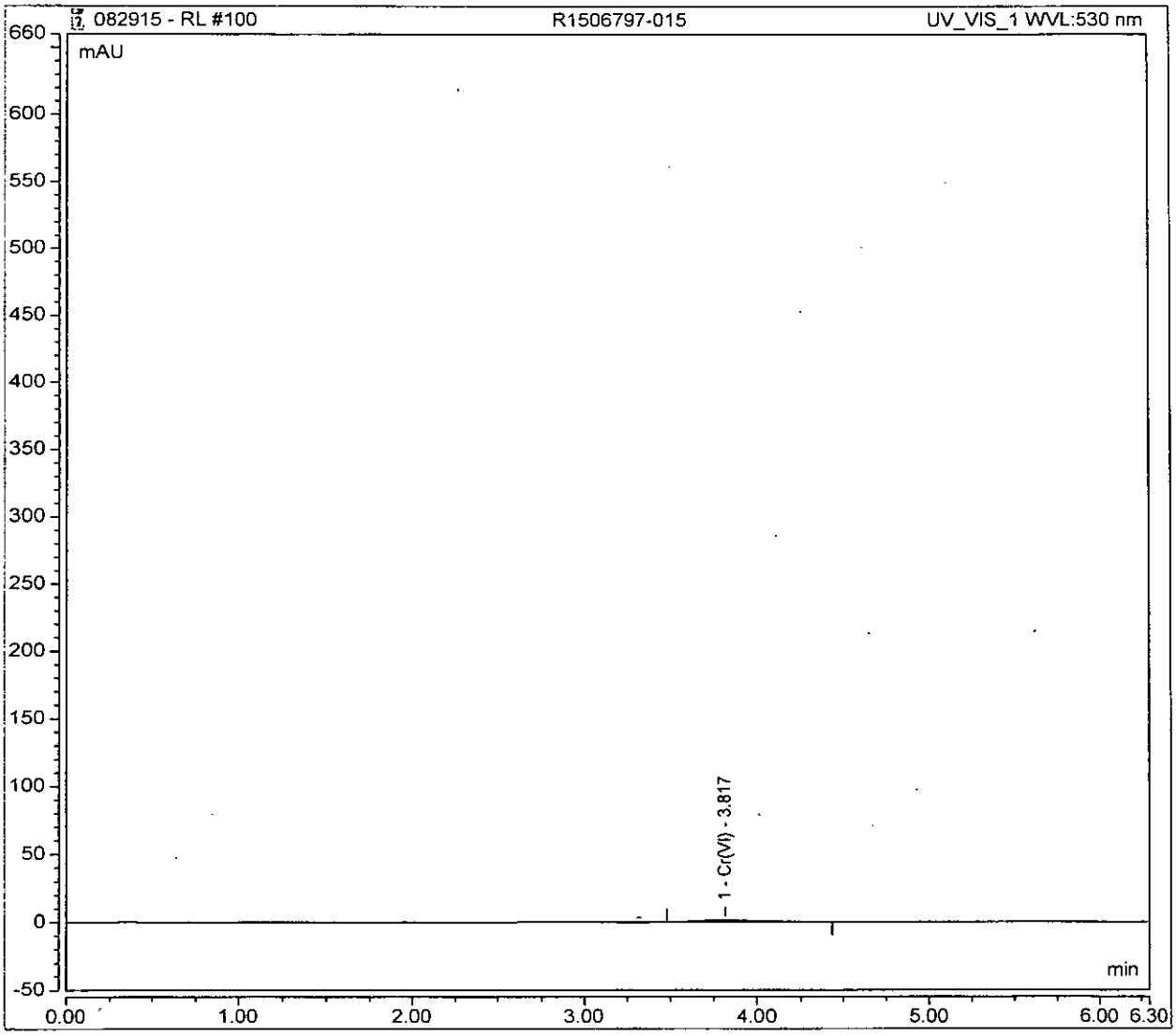

Chromeleon (c) Dionex 1996-2009
Version 7.1.1.1127

00213

Peak Integration Report

Sample Name:	CCV	*Inj. Vol.:*	300.00
Injection Type:	Unknown	*Dilution Factor:*	1.0000
Processing Method:	5-082915 RL	*Injection Number:*	101
Inj. Date / Time:	29-Aug-2015 / 23:44	*Sample Comment:*	7199/218.6 RL

No.	Time min	Peak Name	Peak Type	Area mAU*min	Height mAU	Amount ppm
1	3.98	Cr(VI)	BMB	79.853	268.518	0.5183

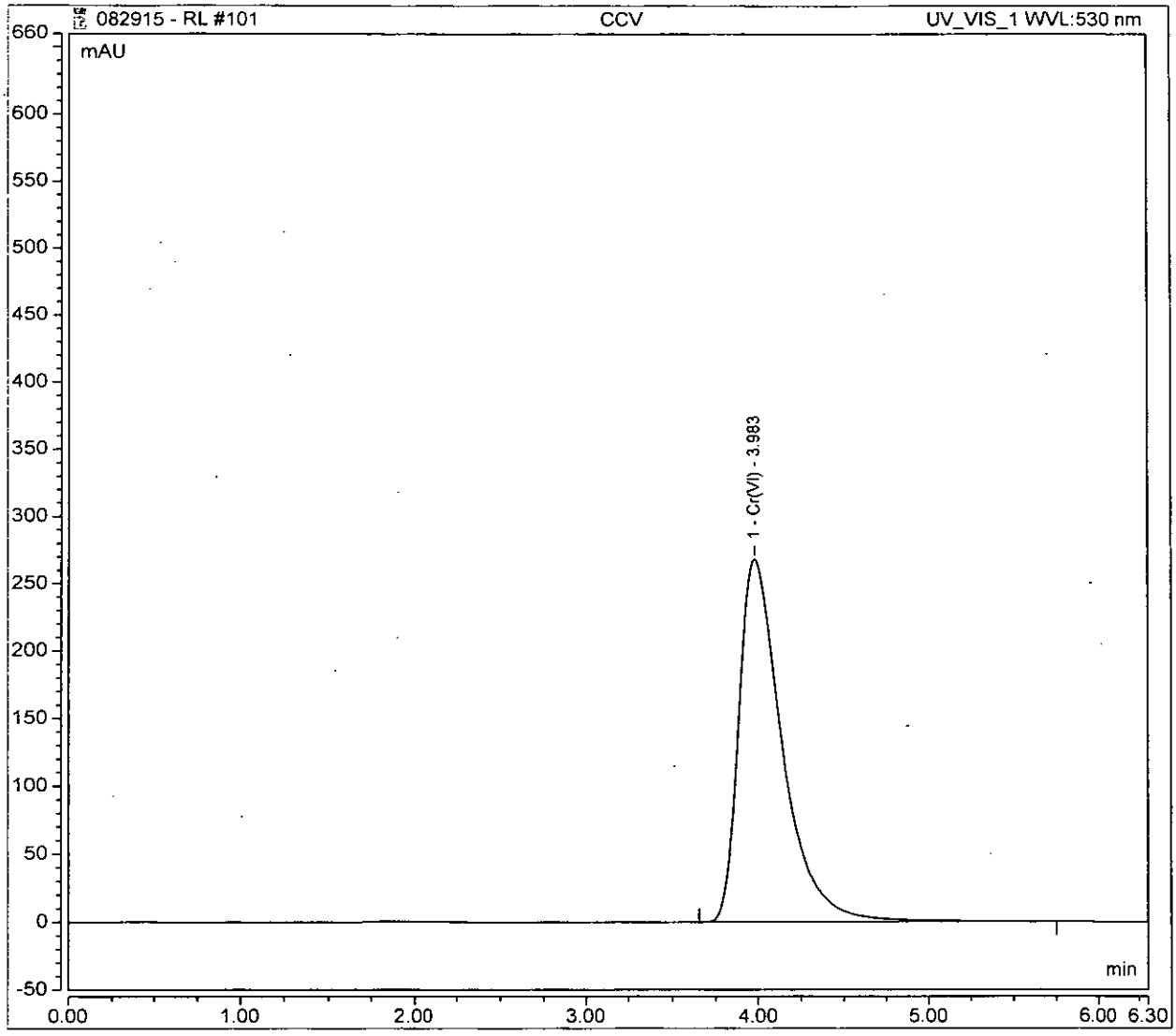

Chromeleon (c) Dionex 1996-2009
Version 7.1.1.1127

00214

Peak Integration Report

Sample Name:	**CCB**	*Inj. Vol.:*	**300.00**
Injection Type:	**Unknown**	*Dilution Factor:*	**1.0000**
Processing Method:	**5-082915 RL**	*Injection Number:*	**102**
Inj. Date / Time:	**29-Aug-2015 / 23:52**	*Sample Comment:*	**7199/218.6 RL**

No.	Time min	Peak Name	Peak Type	Area mAU*min	Height mAU	Amount n.a.

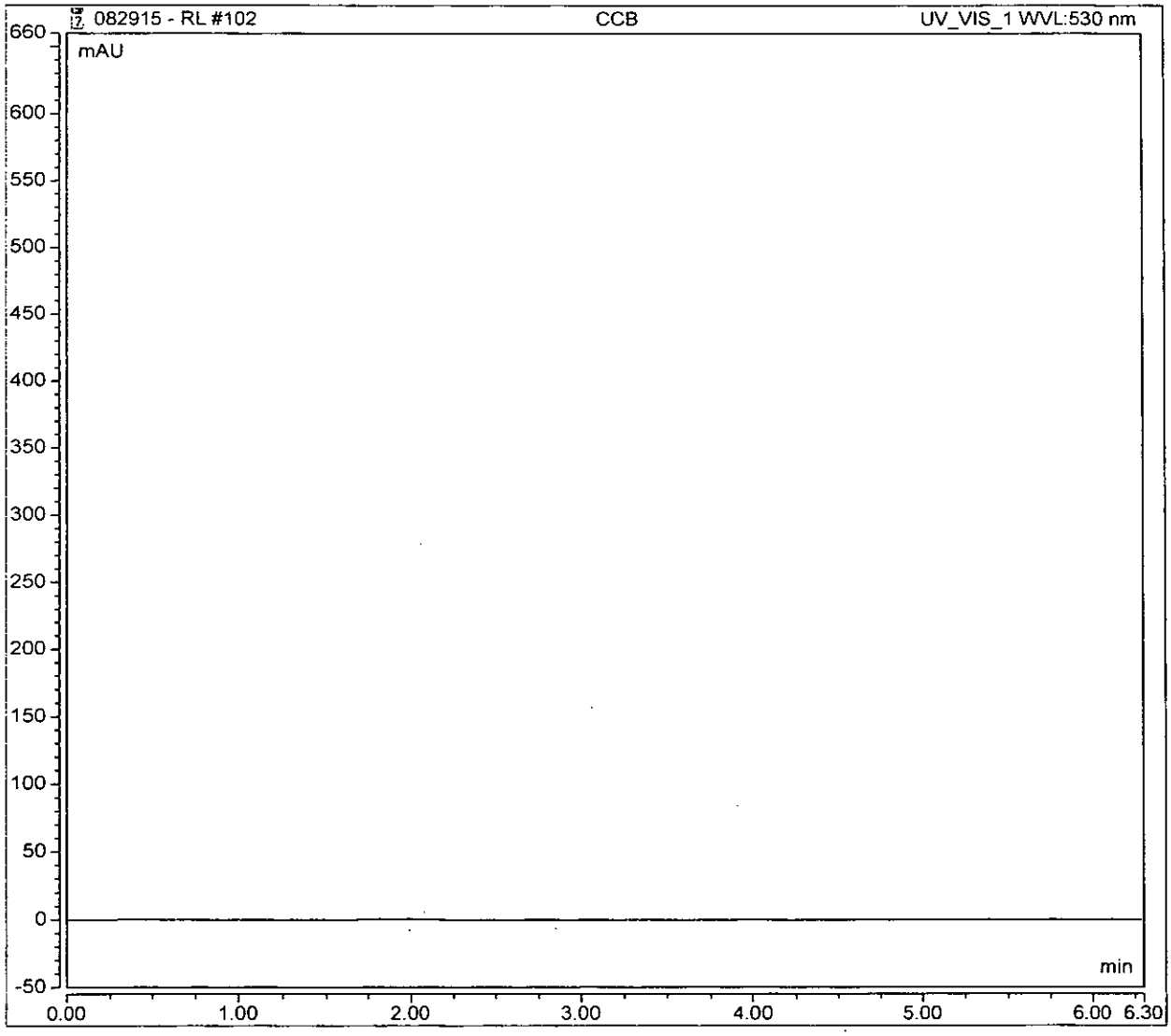

Peak Integration Report

Sample Name:	**R1506797-016**	*Inj. Vol.:*	**300.00**
Injection Type:	**Unknown**	*Dilution Factor:*	**1.0000**
Processing Method:	**5-082915 RL**	*Injection Number:*	**103**
Inj. Date / Time:	**30-Aug-2015 / 00:01**	*Sample Comment:*	**7199**

No.	Time min	Peak Name	Peak Type	Area mAU*min	Height mAU	Amount ppm
1	3.83	Cr(VI)	BMB	0.552	1.427	0.0037

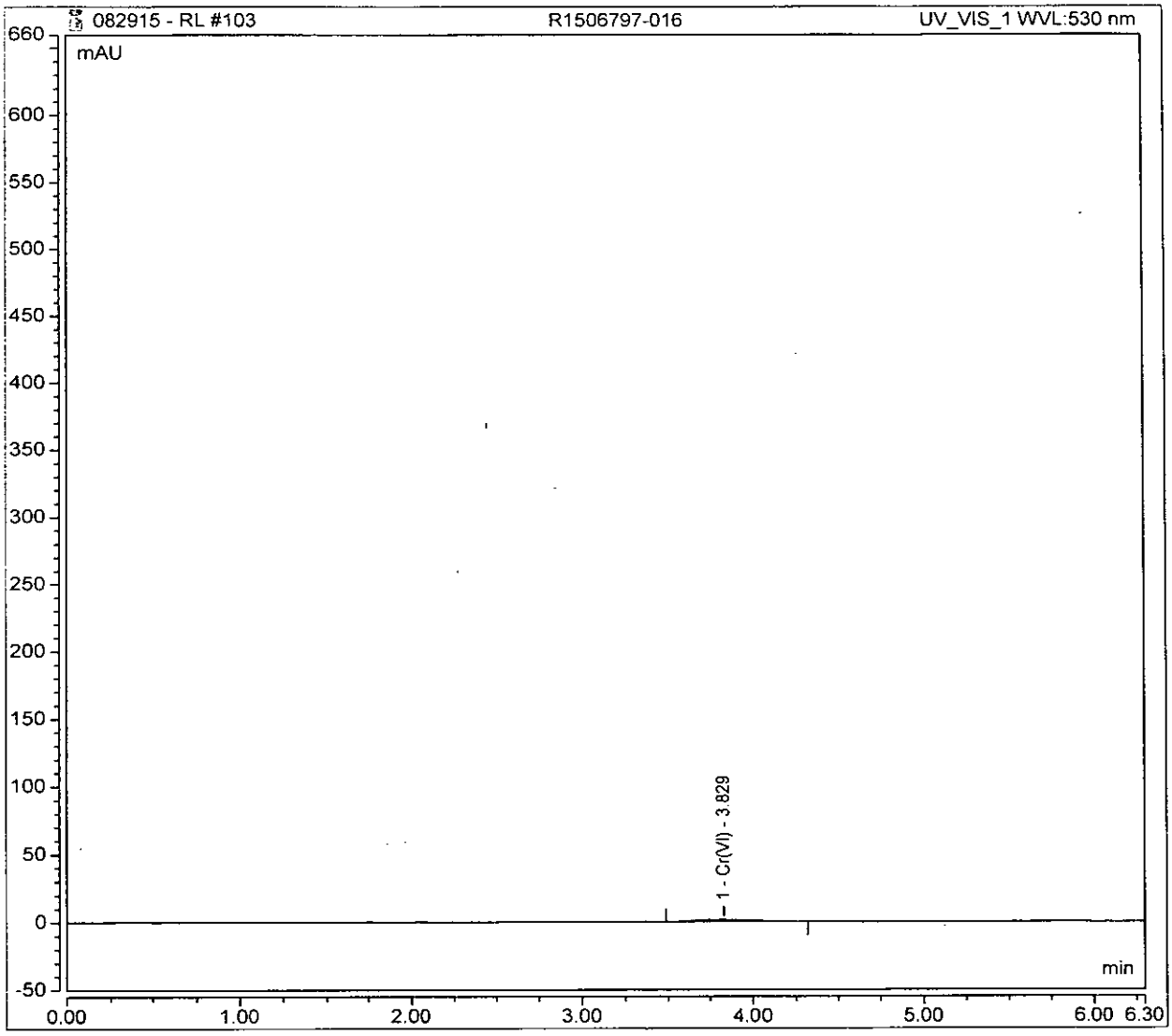

Chromeleon (c) Dionex 1996-2009
Version 7.1.1.1127

Peak Integration Report

Sample Name:	**R1506797-016**	*Inj. Vol.:*	**300.00**
Injection Type:	**Unknown**	*Dilution Factor:*	**1.0000**
Processing Method:	**5-082915 RL**	*Injection Number:*	**104**
Inj. Date / Time:	**30-Aug-2015 / 00:09**	*Sample Comment:*	**7199 REPLICATE**

No.	Time min	Peak Name	Peak Type	Area mAU*min	Height mAU	Amount ppm
1	3.82	Cr(VI)	BMB	0.552	1.400	0.0037

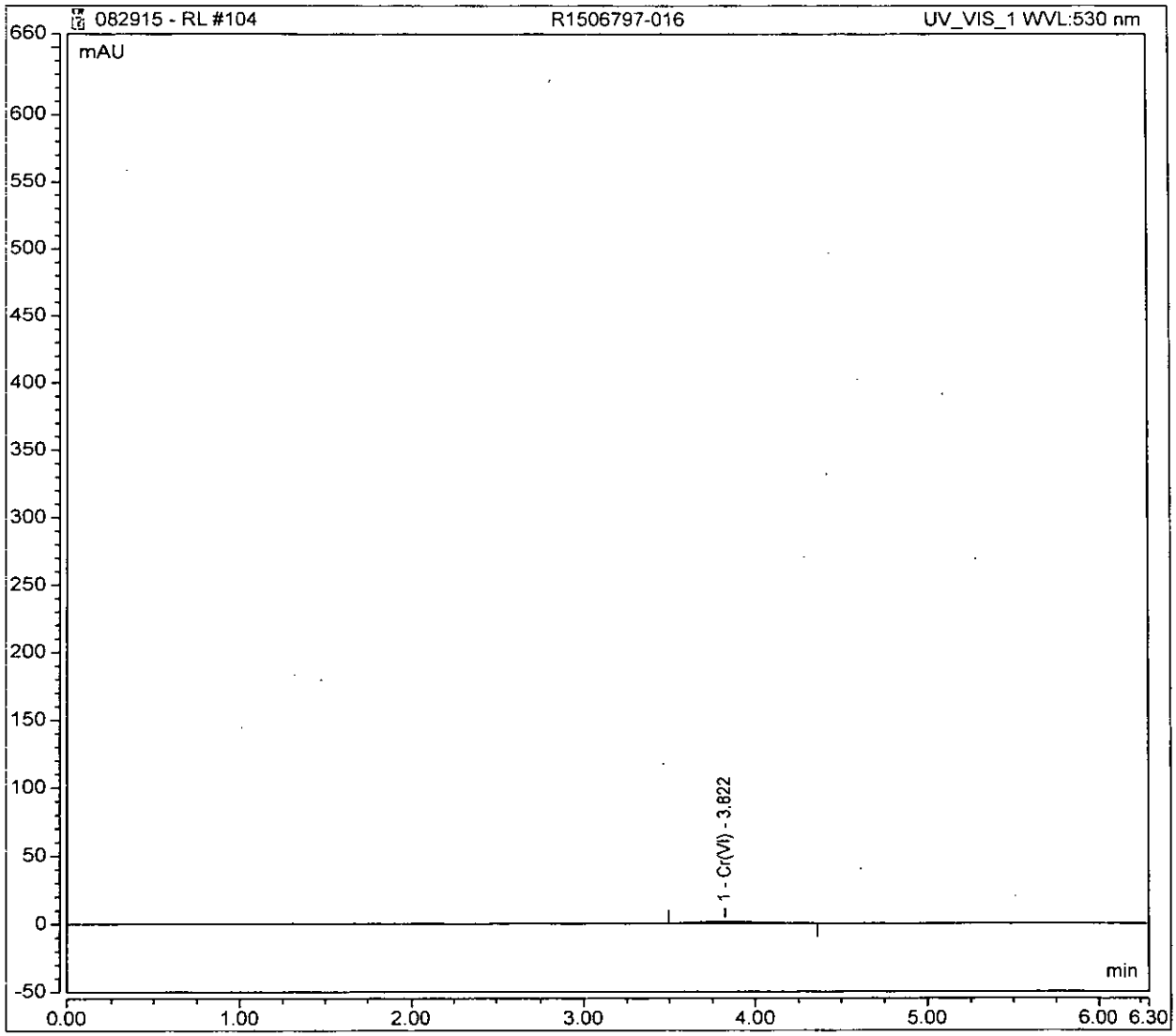

Peak Integration Report

Sample Name:	CCV	*Inj. Vol.:*	300.00
Injection Type:	Unknown	*Dilution Factor:*	1.0000
Processing Method:	5-082915 RL	*Injection Number:*	105
Inj. Date / Time:	30-Aug-2015 / 00:16	*Sample Comment:*	7199/218.6 RL

No.	Time min	Peak Name	Peak Type	Area mAU*min	Height mAU	Amount ppm
1	3.98	Cr(VI)	BMB	79.555	267.488	0.5164

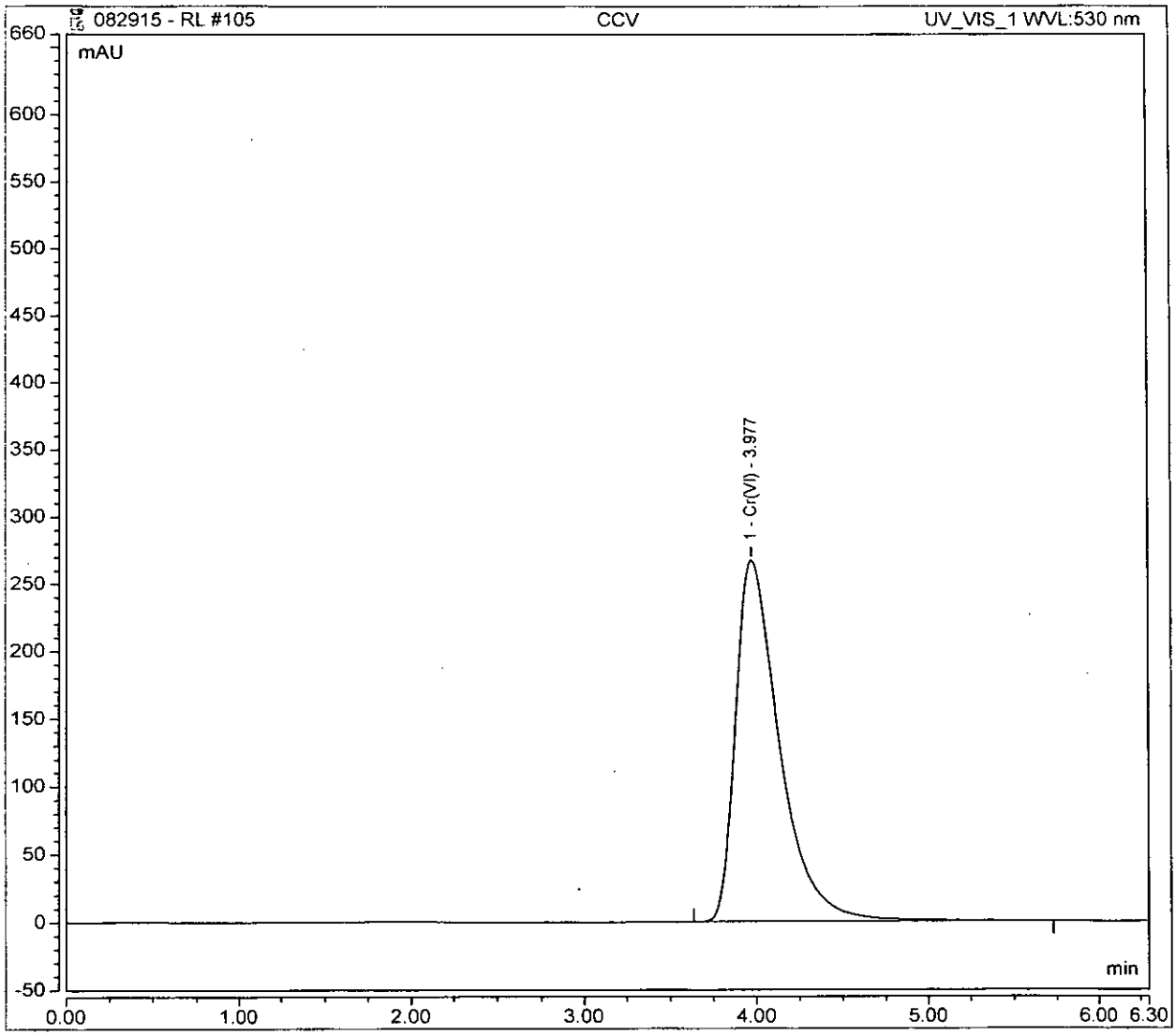

Peak Integration Report

Sample Name:	CCB	*Inj. Vol.:*	300.00
Injection Type:	Unknown	*Dilution Factor:*	1.0000
Processing Method:	5-082915 RL	*Injection Number:*	106
Inj. Date / Time:	30-Aug-2015 / 00:25	*Sample Comment:*	7199/218.6 RL

No.	Time min	Peak Name	Peak Type	Area mAU*min	Height mAU	Amount n.a.

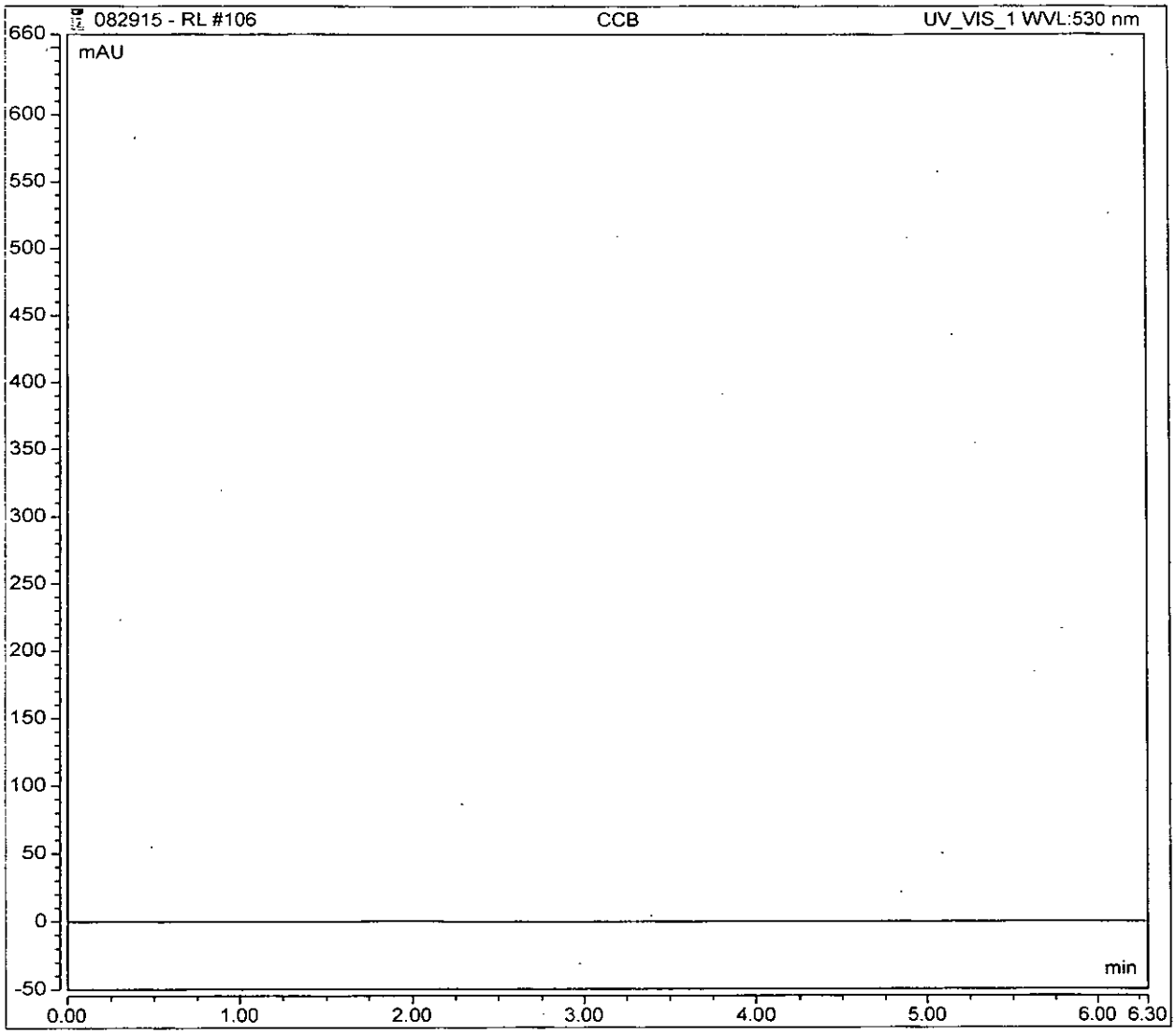

Peak Integration Report

Sample Name:	**CCV**	*Inj. Vol.:*	**300.00**
Injection Type:	**Unknown**	*Dilution Factor:*	**1.0000**
Processing Method:	**5-082915 RL**	*Injection Number:*	**107**
Inj. Date / Time:	**30-Aug-2015 / 14:05**	*Sample Comment:*	**7199/218.6 RL**

No.	Time min	Peak Name	Peak Type	Area mAU*min	Height mAU	Amount ppm
1	3.98	Cr(VI)	BMB	78.393	263.614	0.5089

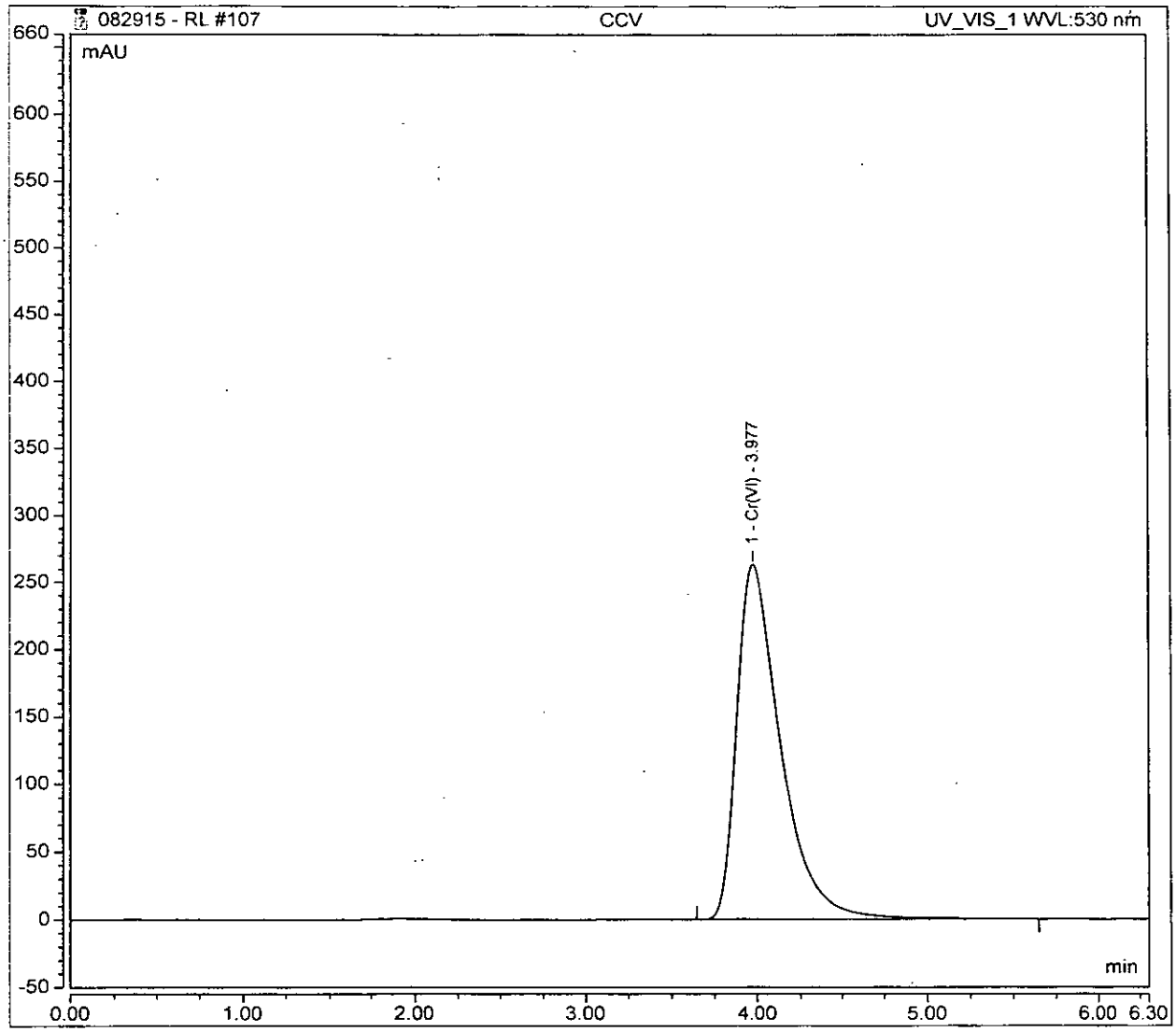

Chromeleon (c) Dionex 1996-2009
Version 7.1.1.1127

00220

Peak Integration Report

Sample Name:	**CCB**	*Inj. Vol.:*	**300.00**
Injection Type:	**Unknown**	*Dilution Factor:*	**1.0000**
Processing Method:	**5-082915 RL**	*Injection Number:*	**108**
Inj. Date / Time:	**30-Aug-2015 / 14:13**	*Sample Comment:*	**7199/218.6 RL**

No.	Time min	Peak Name	Peak Type	Area mAU*min	Height mAU	Amount n.a.

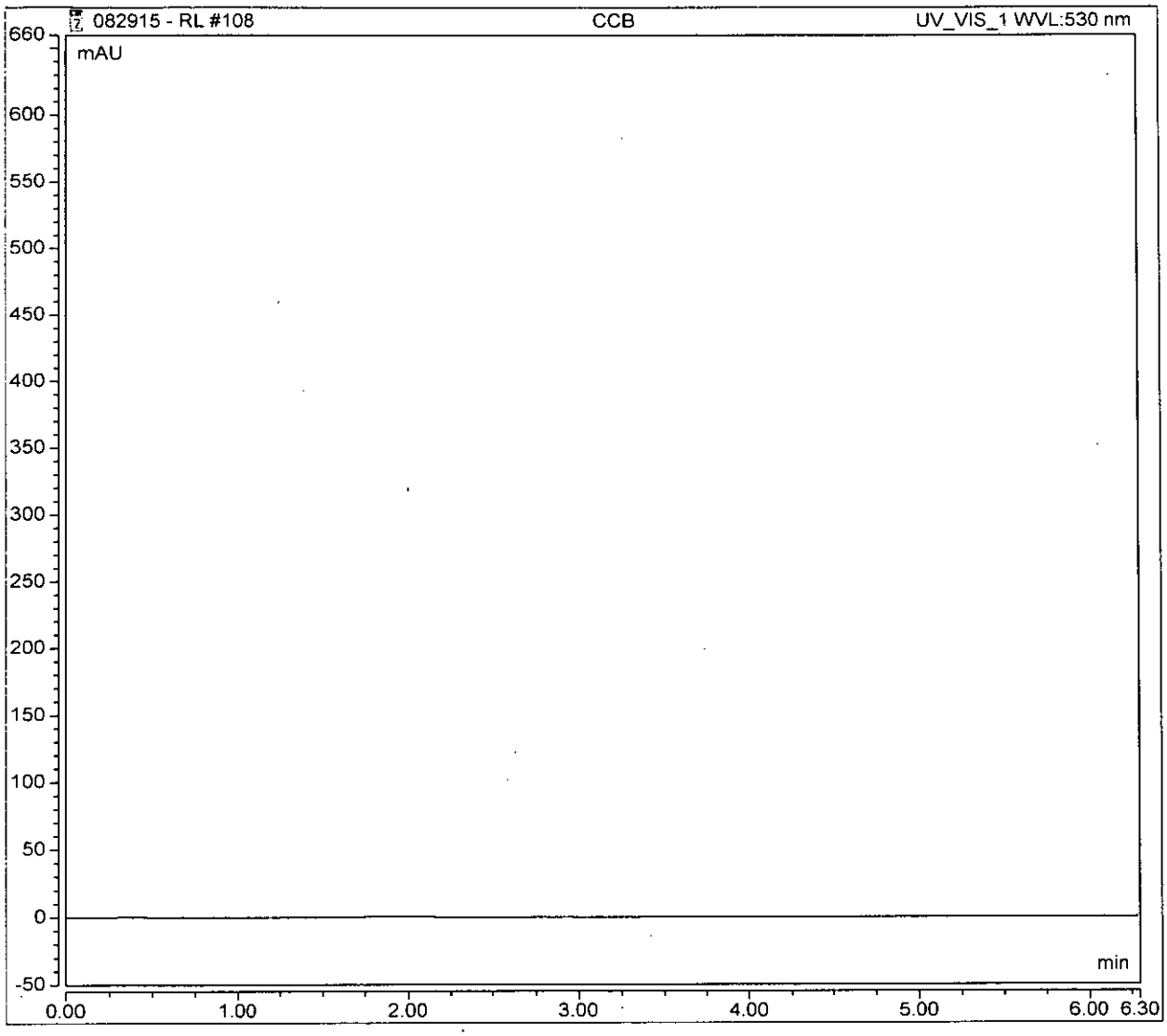

Chromeleon (c) Dionex 1996-2009
Version 7.1.1.1127

00221

Peak Integration Report

Sample Name:	**R1506803-006**	*Inj. Vol.:*	**300.00**
Injection Type:	**Unknown**	*Dilution Factor:*	**1.0000**
Processing Method:	**5-082915 RL**	*Injection Number:*	**109**
Inj. Date / Time:	**30-Aug-2015 / 14:22**	*Sample Comment:*	**7199**

No.	Time min	Peak Name	Peak Type	Area mAU*min	Height mAU	Amount ppm
1	3.84	Cr(VI)	BMB	0.607	1.572	0.0040

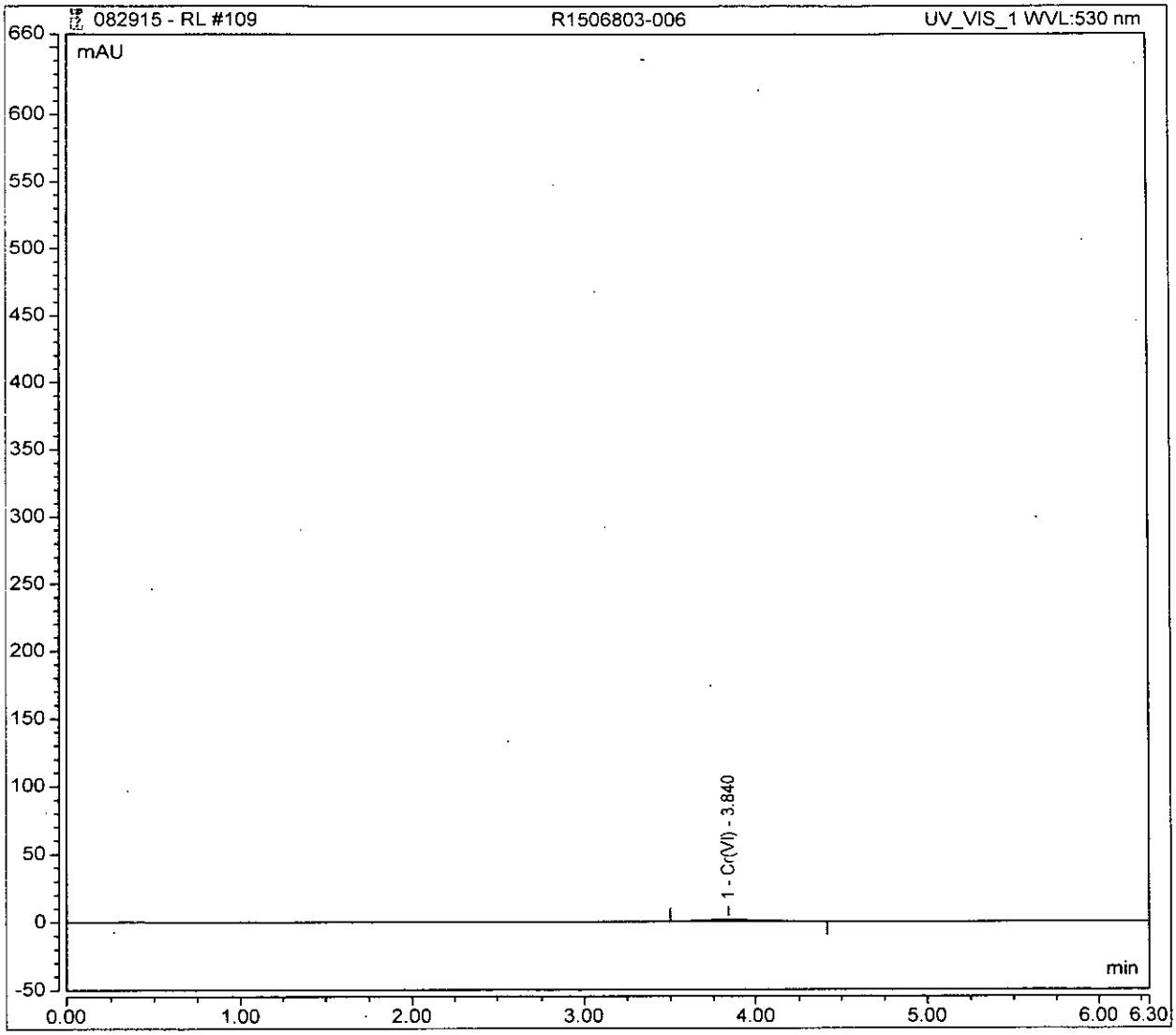

Chromeleon (c) Dionex 1996-2009
Version 7.1.1.1127

00222

Peak Integration Report

Sample Name:	**R1506803-006**	*Inj. Vol.:*	**300.00**
Injection Type:	**Unknown**	*Dilution Factor:*	**1.0000**
Processing Method:	**5-082915 RL**	*Injection Number:*	**110**
Inj. Date / Time:	**30-Aug-2015 / 14:30**	*Sample Comment:*	**7199 REPLICATE**

No.	Time min	Peak Name	Peak Type	Area mAU*min	Height mAU	Amount ppm
1	3.84	Cr(VI)	BMB	0.617	1.606	0.0041

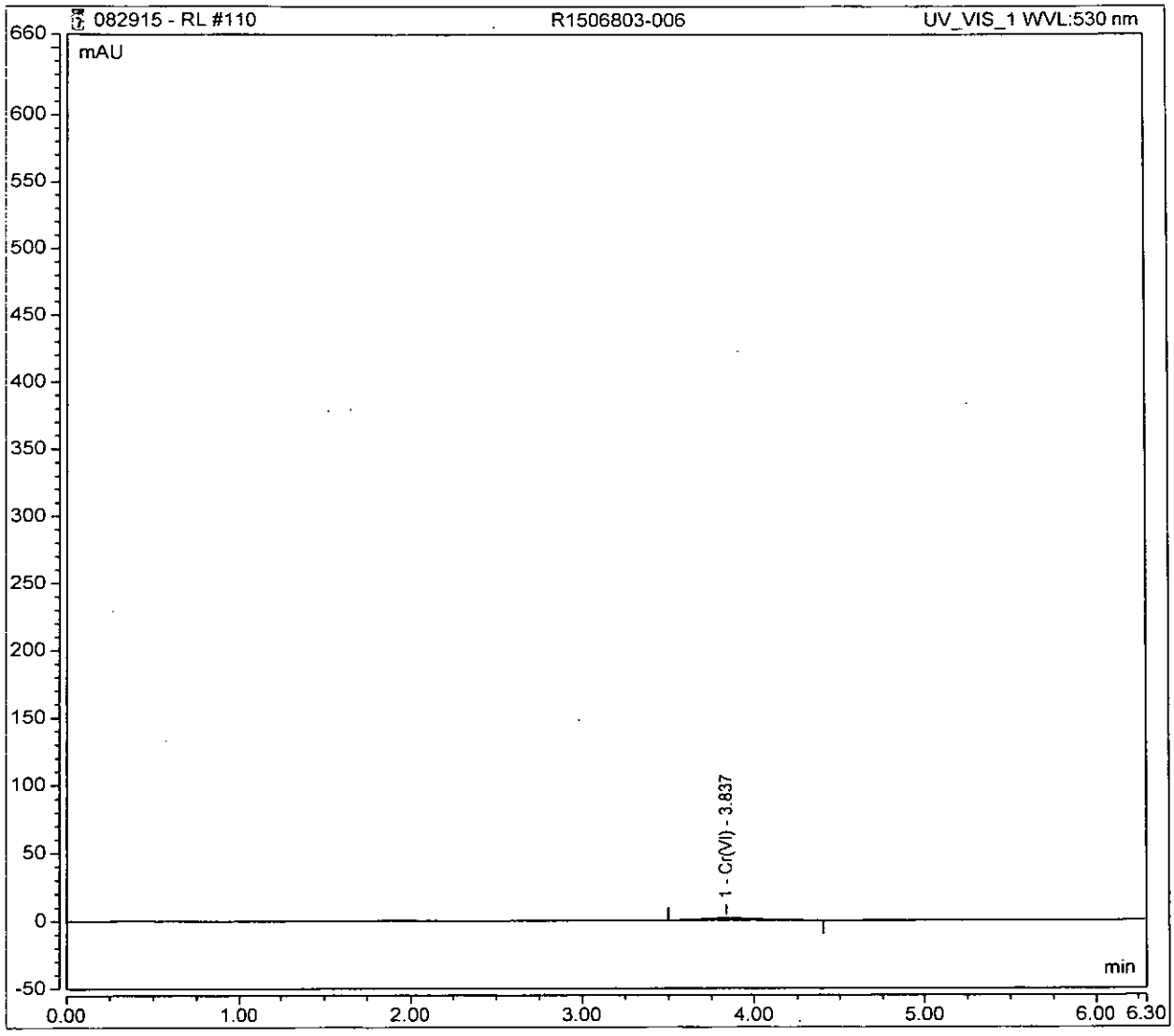

Chromeleon (c) Dionex 1996-2009
Version 7.1.1.1127

00223

Peak Integration Report

Sample Name:	**R1506803-007**	*Inj. Vol.:*	**300.00**
Injection Type:	**Unknown**	*Dilution Factor:*	**1.0000**
Processing Method:	**5-082915 RL**	*Injection Number:*	**111**
Inj. Date / Time:	**30-Aug-2015 / 14:37**	*Sample Comment:*	**7199**

No.	Time min	Peak Name	Peak Type	Area mAU*min	Height mAU	Amount ppm
1	3.83	Cr(VI)	BMB	0.825	2.138	0.0055

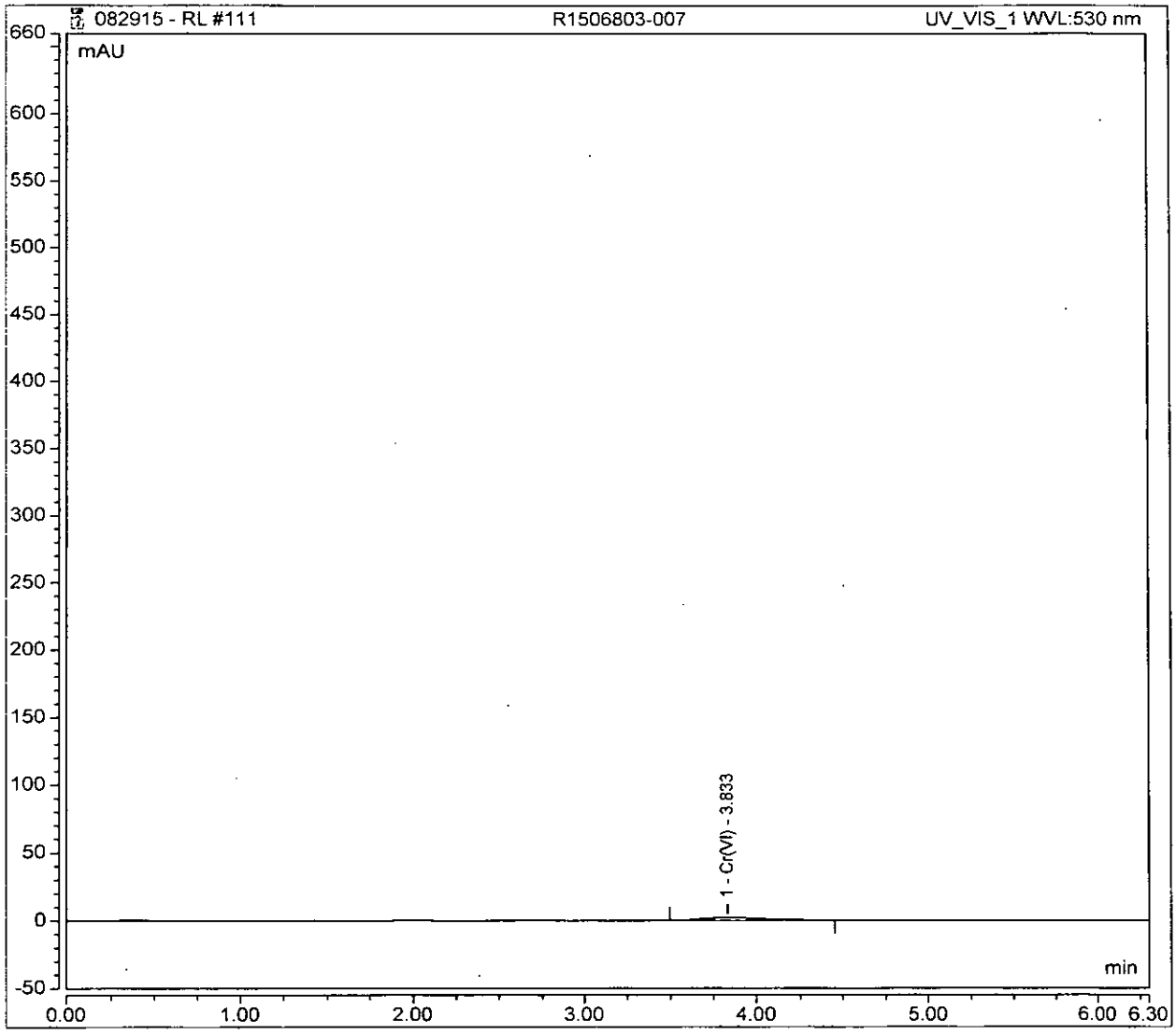

Peak Integration Report

Sample Name:	**R1506803-007**	*Inj. Vol.:*	**300.00**
Injection Type:	**Unknown**	*Dilution Factor:*	**1.0000**
Processing Method:	**5-082915 RL**	*Injection Number:*	**112**
Inj. Date / Time:	**30-Aug-2015 / 14:46**	*Sample Comment:*	**7199 REPLICATE**

No.	Time min	Peak Name	Peak Type	Area mAU*min	Height mAU	Amount ppm
1	3.83	Cr(VI)	BMB	0.828	2.147	0.0055

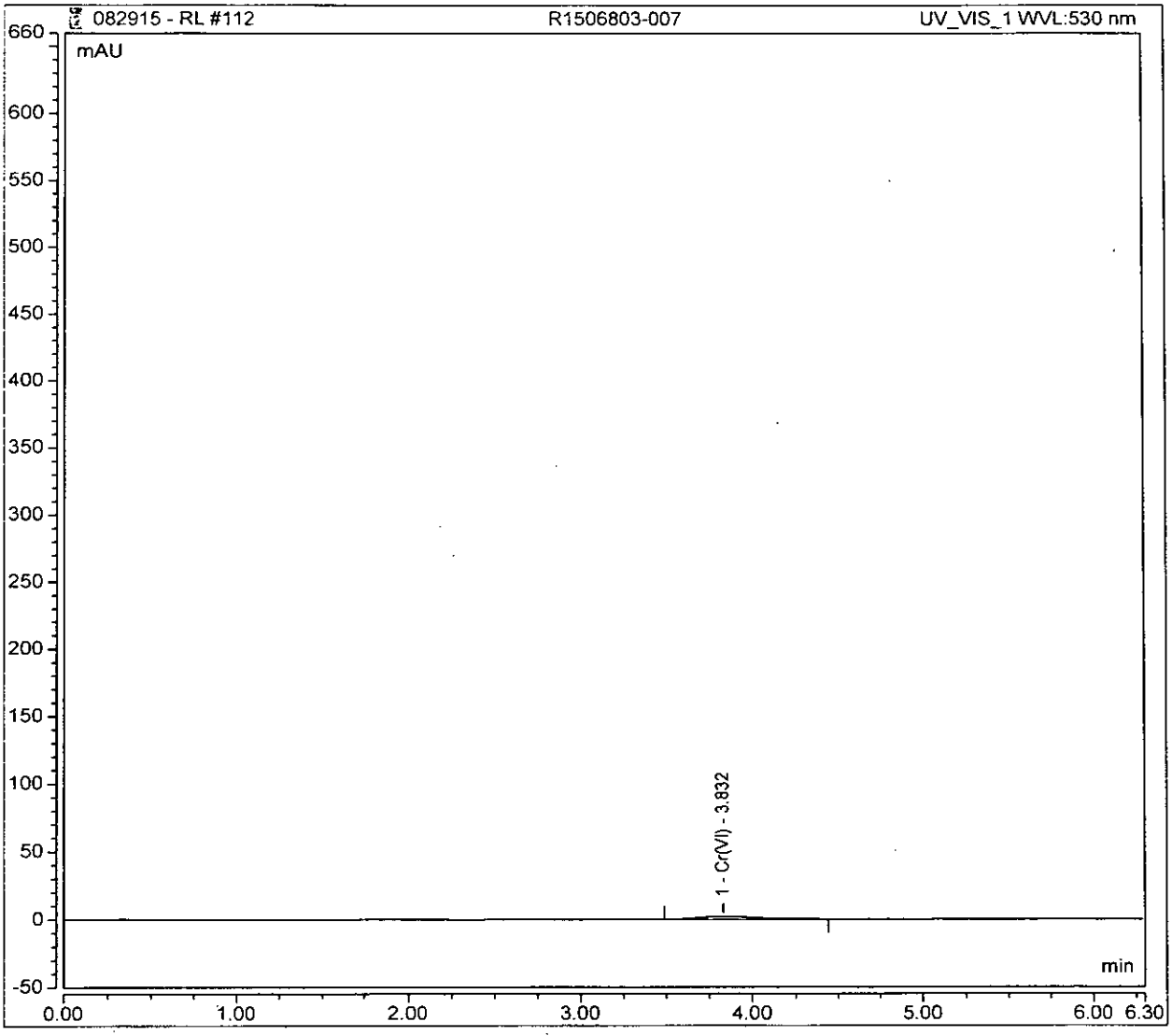

Chromeleon (c) Dionex 1996-2009
Version 7.1.1.1127

00225

Peak Integration Report

Sample Name:	**CCV**	*Inj. Vol.:*	**300.00**
Injection Type:	**Unknown**	*Dilution Factor:*	**1.0000**
Processing Method:	**5-082915 RL**	*Injection Number:*	**113**
Inj. Date / Time:	**30-Aug-2015 / 14:53**	*Sample Comment:*	**7199/218.6 RL**

No.	Time min	Peak Name	Peak Type	Area mAU*min	Height mAU	Amount ppm
1	3.97	Cr(VI)	BMB	79.434	269.258	0.5156

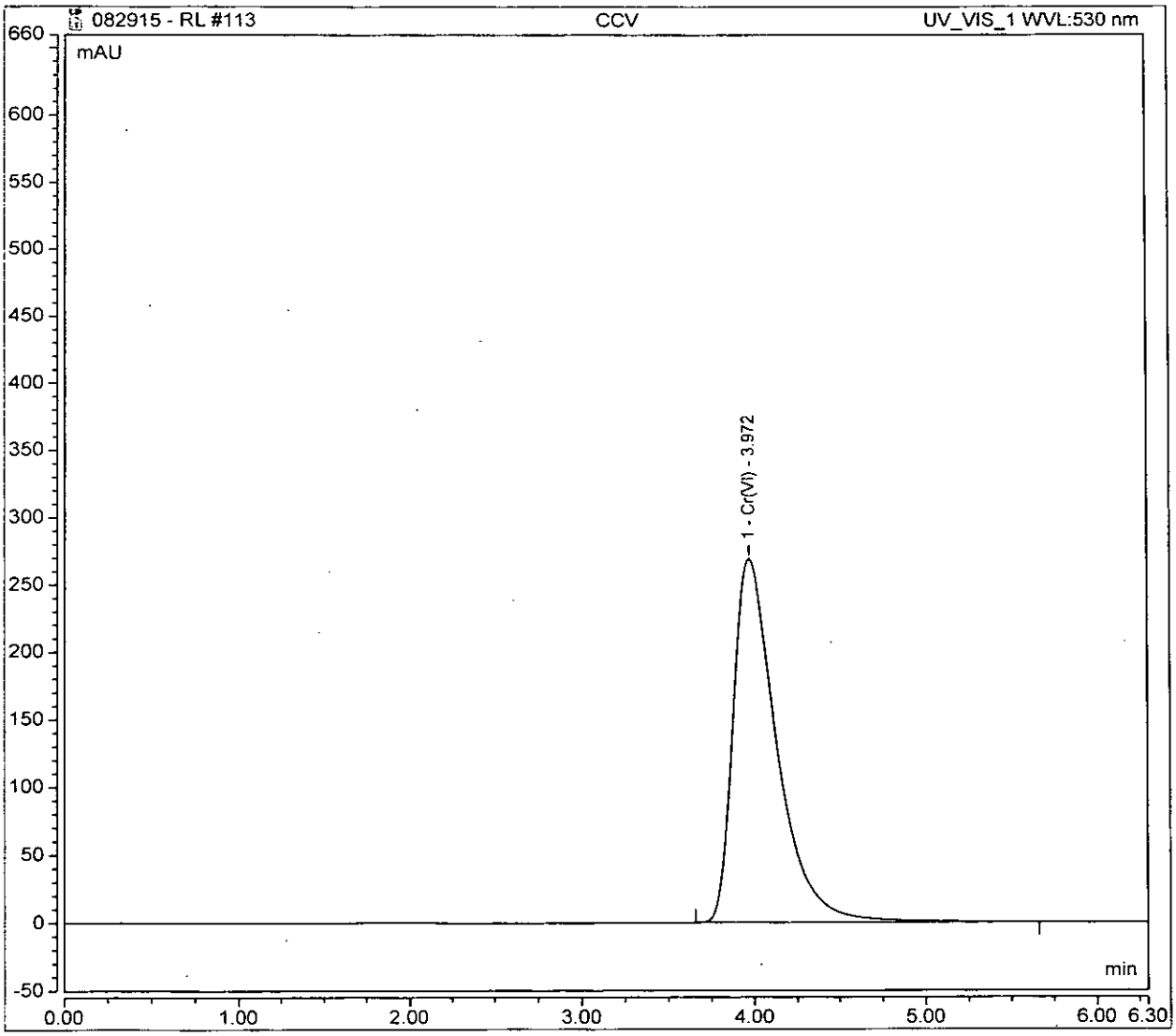

Chromeleon (c) Dionex 1996-2009
Version 7.1.1.1127

00226

Peak Integration Report

Sample Name:	CCB	*Inj. Vol.:*	300.00
Injection Type:	Unknown	*Dilution Factor:*	1.0000
Processing Method:	5-082915 RL	*Injection Number:*	114
Inj. Date / Time:	30-Aug-2015 / 15:02	*Sample Comment:*	7199/218.6 RL

No.	Time min	Peak Name	Peak Type	Area mAU*min	Height mAU	Amount n.a.

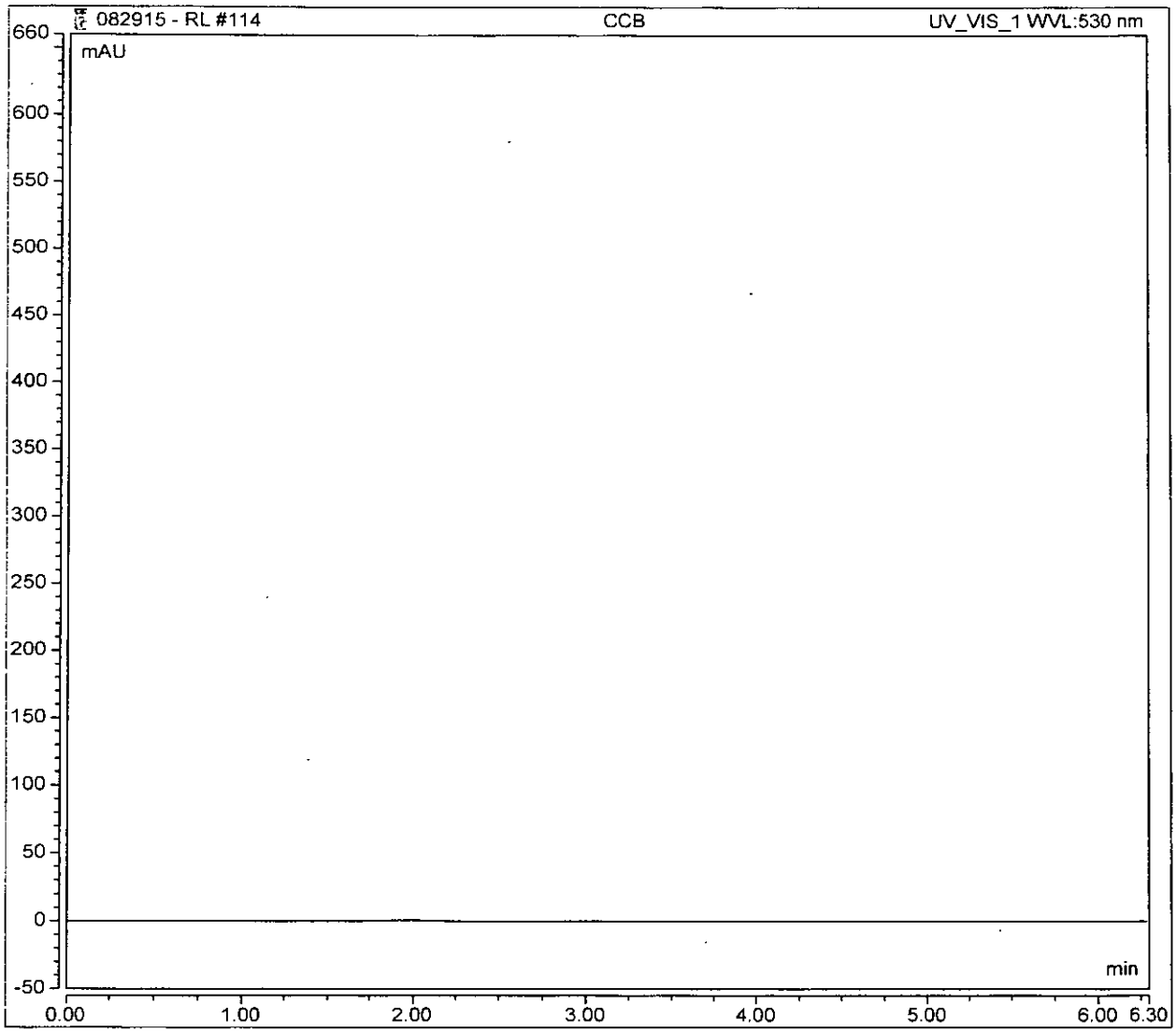

Chromeleon (c) Dionex 1996-2009
Version 7.1.1.1127

00227

Peak Integration Report

Sample Name:	**STANDARD 1**	*Inj. Vol.:*	**300.00**
Injection Type:	**Calibration Standard**	*Dilution Factor:*	**1.0000**
Processing Method:	**5-082915 RL**	*Injection Number:*	**1**
Inj. Date / Time:	**29-Aug-2015 / 10:23**	*Sample Comment:*	**7199/218.6 RL**

No.	Time min	Peak Name	Peak Type	Area mAU*min	Height mAU	Amount n.a.

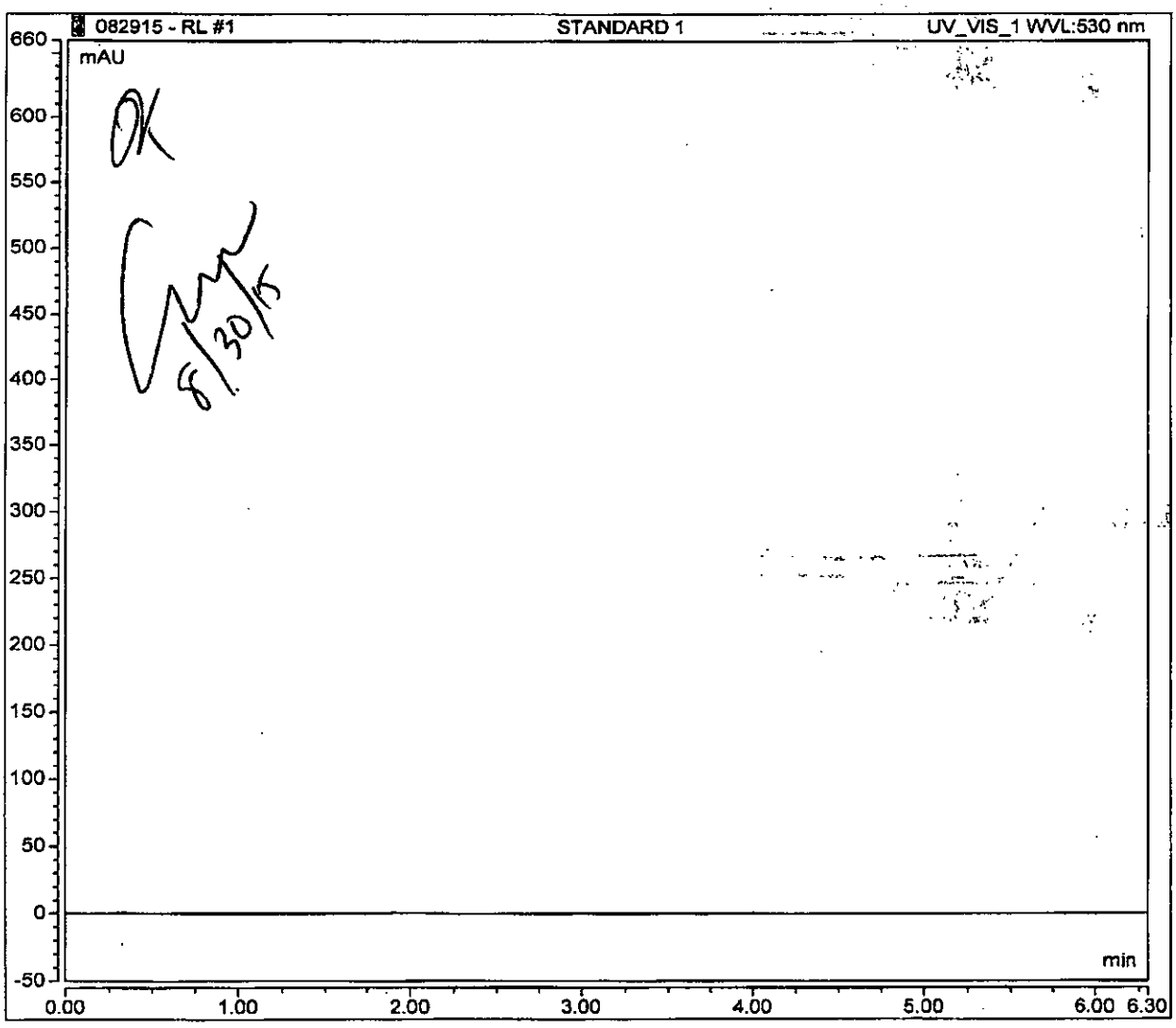

OK

8/30/15

Chromeleon (c) Dionex 1996-2009
Version 7.1.1.1127

00228

Peak Integration Report

Sample Name:	**STANDARD 2**	*Inj. Vol.:*	**300.00**
Injection Type:	**Calibration Standard**	*Dilution Factor:*	**1.0000**
Processing Method:	**5-082915 RL**	*Injection Number:*	**2**
Inj. Date / Time:	**29-Aug-2015 / 10:31**	*Sample Comment:*	**7199/218.6 RL**

No.	Time min	Peak Name	Peak Type	Area mAU*min	Height mAU	Amount ppm
1	4.04	Cr(VI)	BMB	1.493	5.208	0.0098

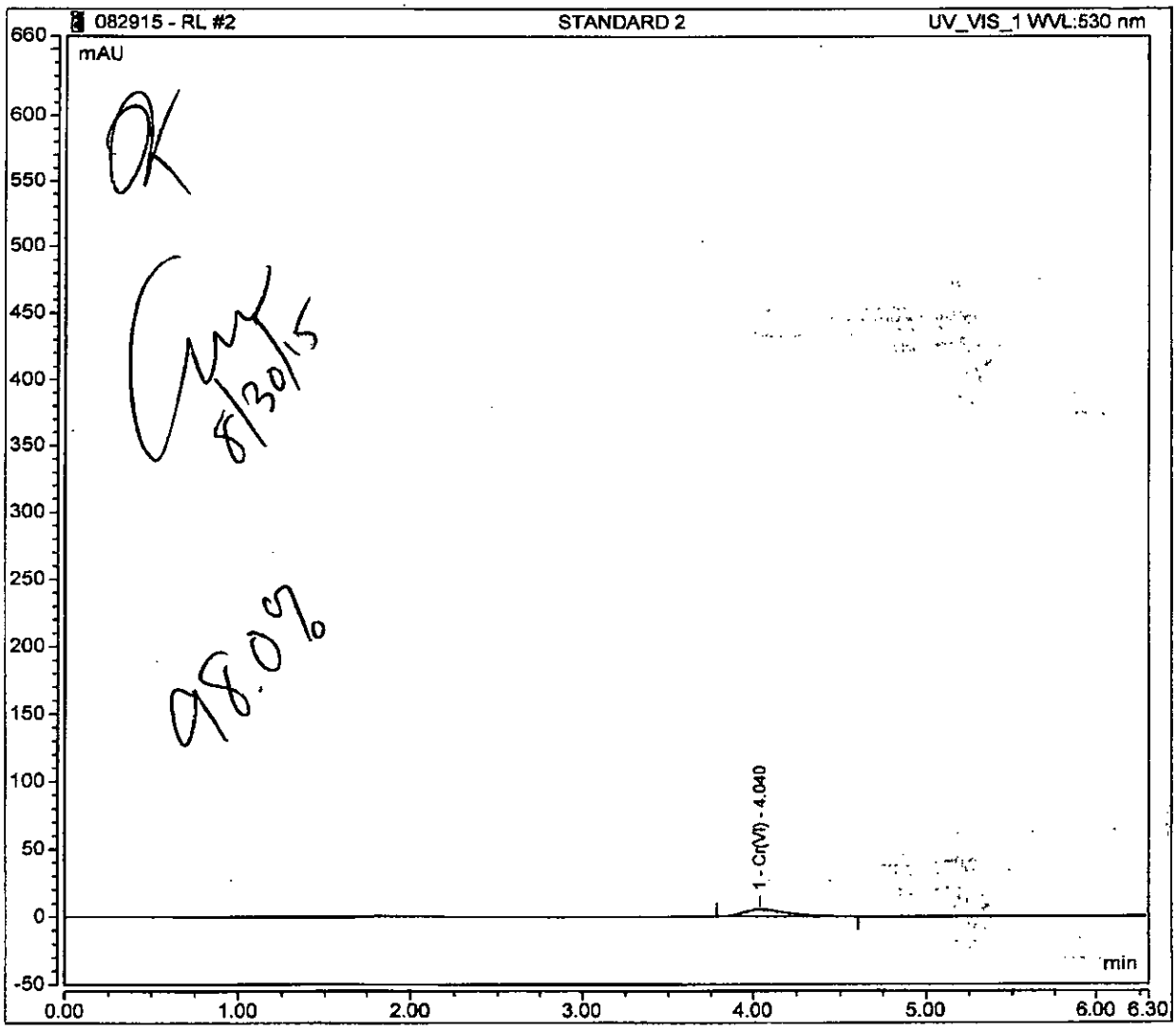

OK

8/30/15

98.0%

Chromeleon (c) Dionex 1996-2009
Version 7.1.1.1127

00229

Peak Integration Report

Sample Name:	**STANDARD 3**	*Inj. Vol.:*	**300.00**
Injection Type:	**Calibration Standard**	*Dilution Factor:*	**1.0000**
Processing Method:	**5-082915 RL**	*Injection Number:*	**3**
Inj. Date / Time:	**29-Aug-2015 / 10:40**	*Sample Comment:*	**7199/218.6 RL**

No.	Time min	Peak Name	Peak Type	Area mAU*min	Height mAU	Amount ppm
1	4.04	Cr(VI)	BMB	15.579	52.263	0.1012

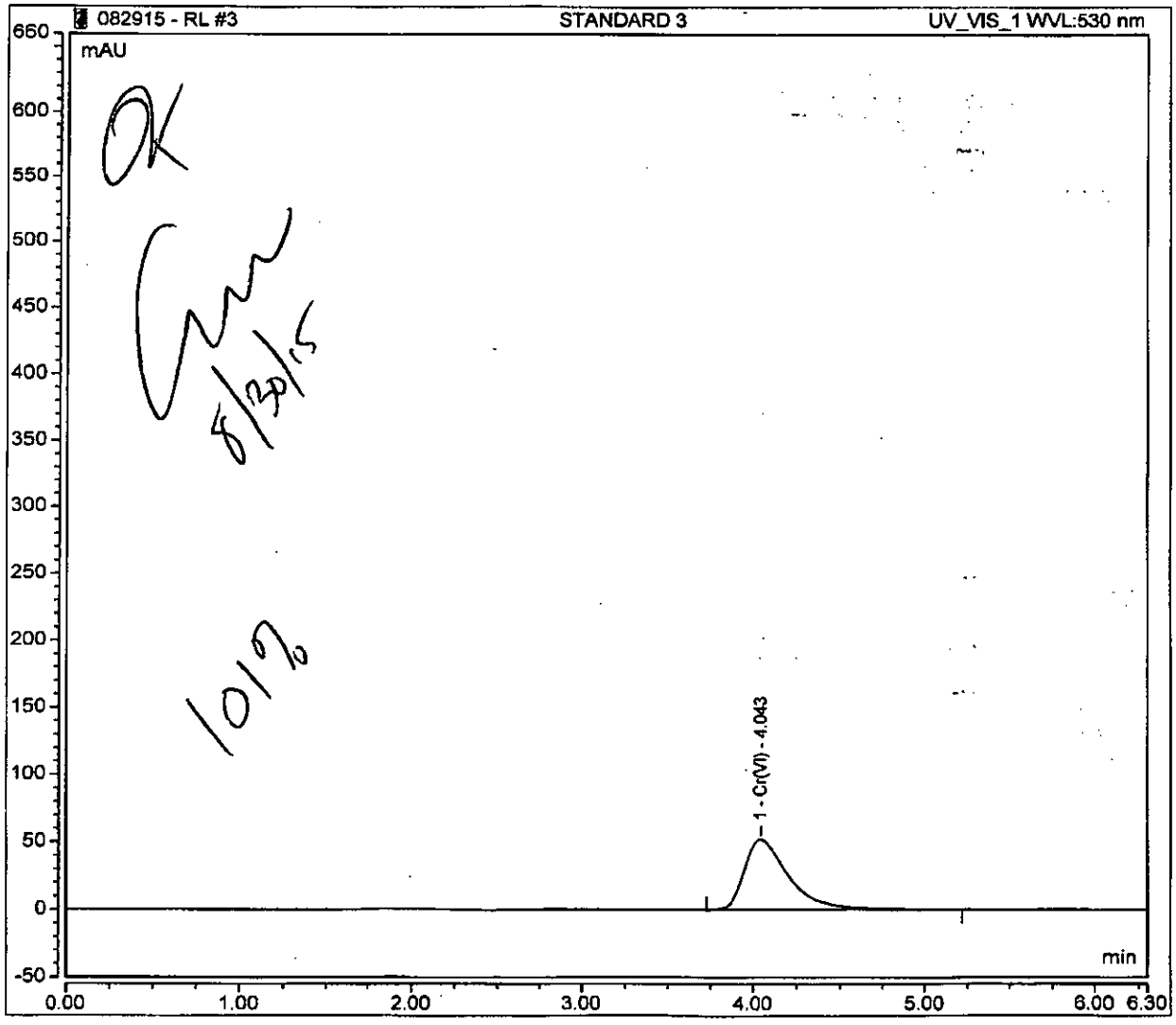

OK

8/30/15

1017

Chromeleon (c) Dionex 1996-2009
Version 7.1.1.1127

00230

Peak Integration Report

Sample Name:	**STANDARD 4**	*Inj. Vol.:*	**300.00**
Injection Type:	**Calibration Standard**	*Dilution Factor:*	**1.0000**
Processing Method:	**5-082915 RL**	*Injection Number:*	**4**
Inj. Date / Time:	**29-Aug-2015 / 10:48**	*Sample Comment:*	**7199/218.6 RL**

No.	Time min	Peak Name	Peak Type	Area mAU*min	Height mAU	Amount ppm
1	4.04	Cr(VI)	BMB	153.913	511.163	0.9990

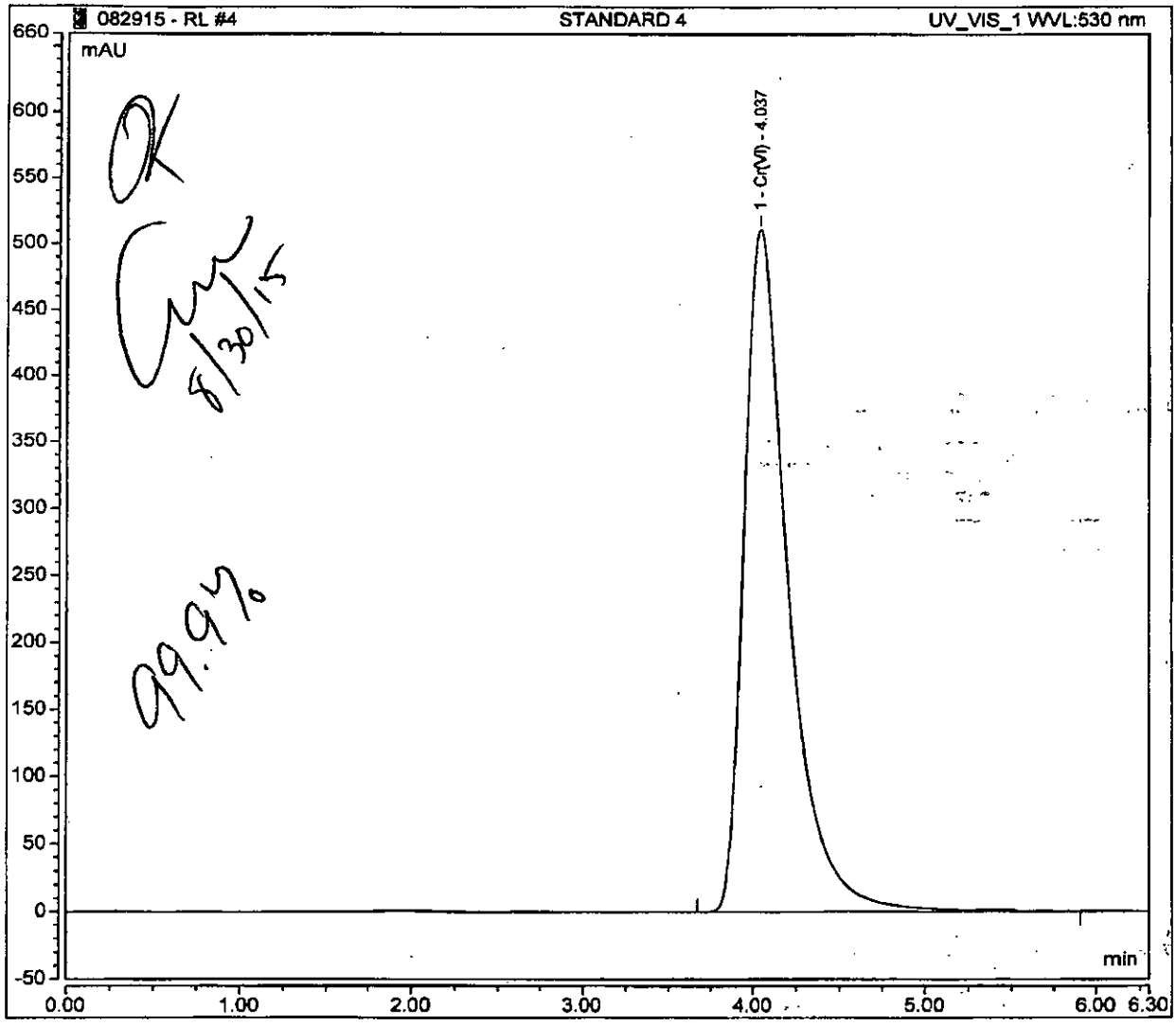

OK
8/30/15
99.9%

Peak Integration Report

Sample Name:	ICV	*Inj. Vol.:*	300.00
Injection Type:	Unknown	*Dilution Factor:*	1.0000
Processing Method:	5-082915 RL	*Injection Number:*	5
Inj. Date / Time:	29-Aug-2015 / 10:57	*Sample Comment:*	7199/218.6 RL

No.	Time min	Peak Name	Peak Type	Area mAU*min	Height mAU	Amount ppm
1	4.04	Cr(VI)	BMB	77.443	259.614	0.5027

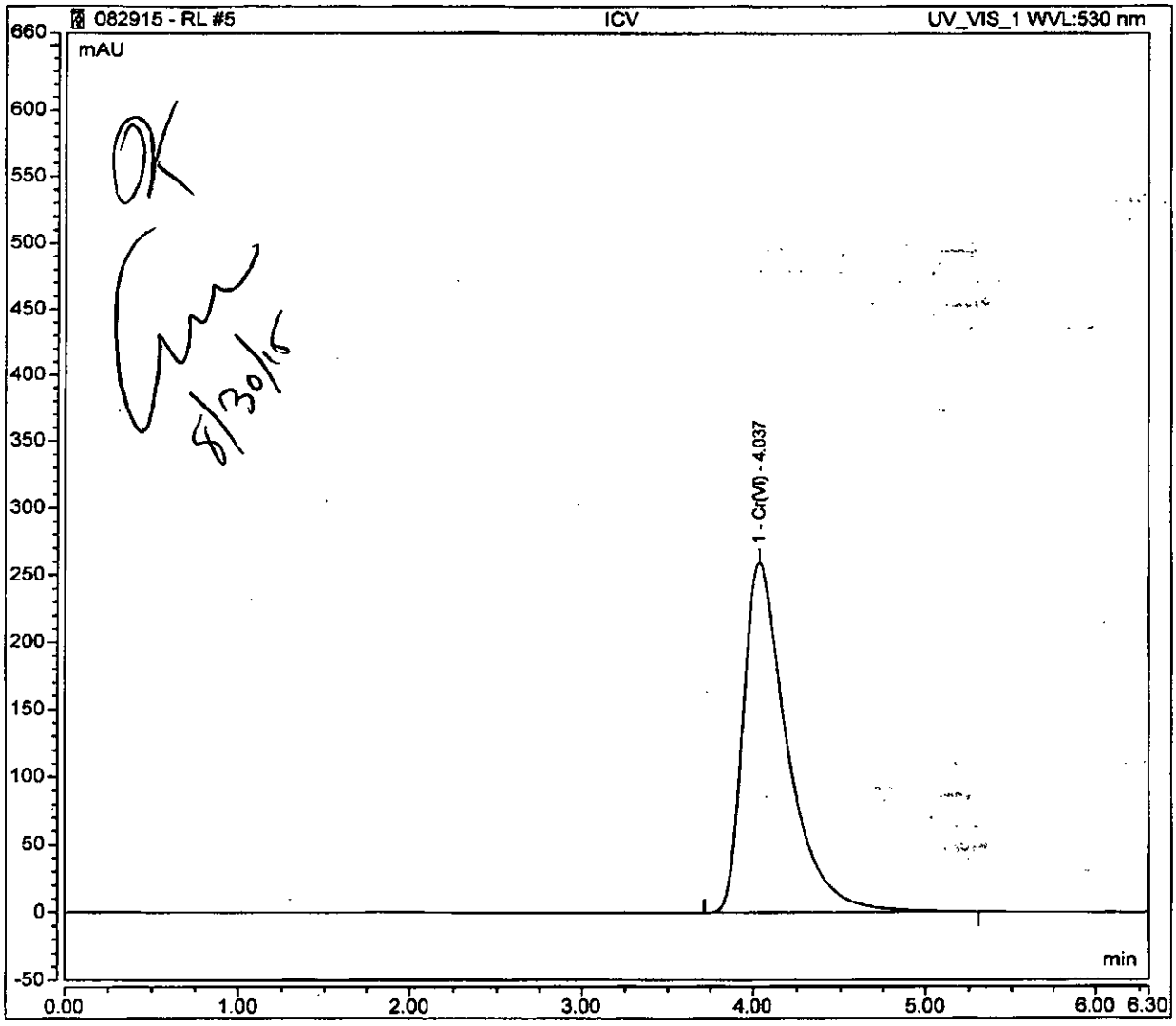

OK
8/30/15

Chromeleon (c) Dionex 1996-2009
Version 7.1.1.1127

00232

Peak Integration Report

Sample Name:	**ICB**	*Inj. Vol.:*	**300.00**
Injection Type:	**Unknown**	*Dilution Factor:*	**1.0000**
Processing Method:	**5-082915 RL**	*Injection Number:*	**6**
Inj. Date / Time:	**29-Aug-2015 / 11:05**	*Sample Comment:*	**7199/218.6 RL**

No.	Time min	Peak Name	Peak Type	Area mAU*min	Height mAU	Amount n.a.

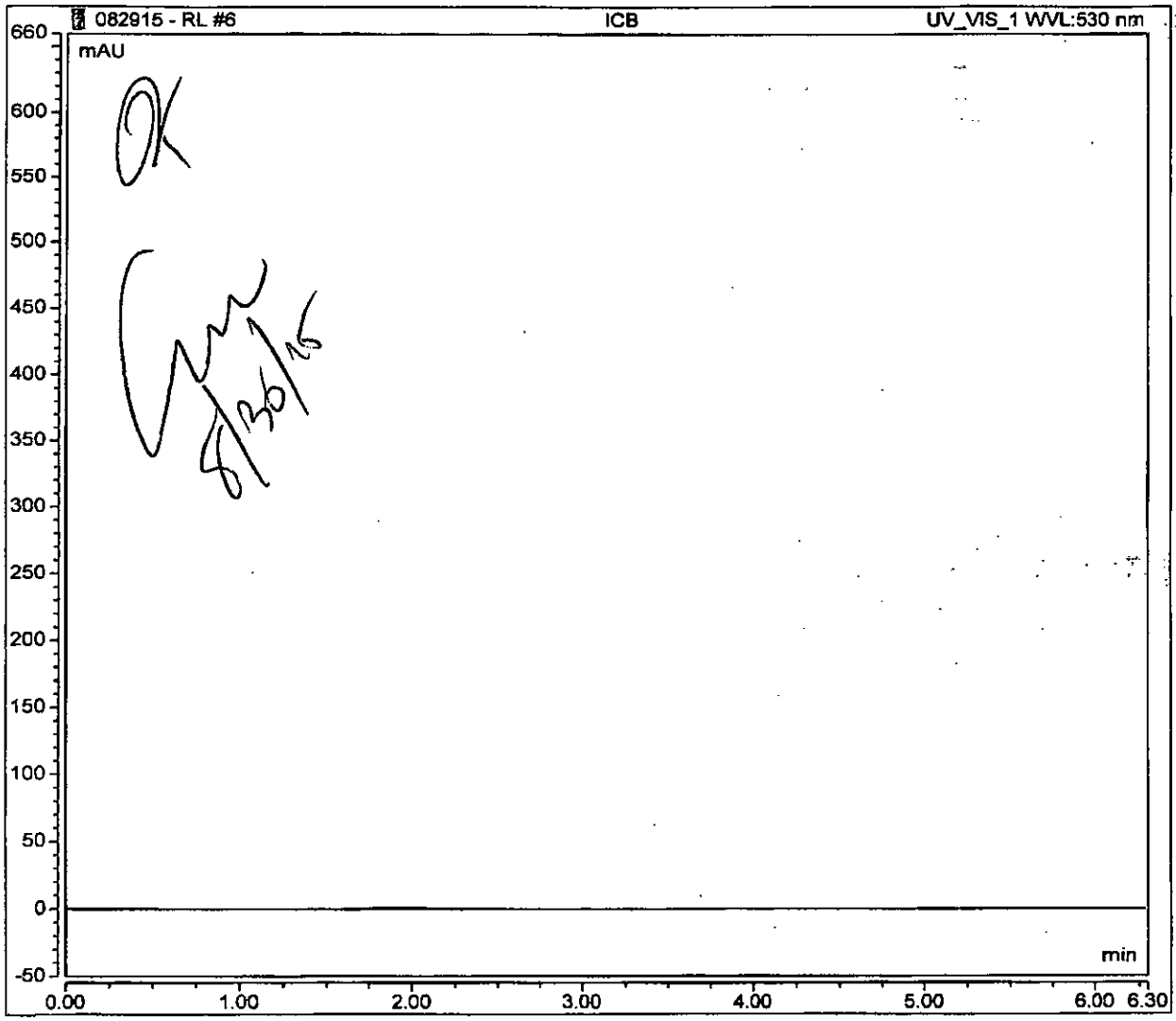

OK

8/30/15

Chromeleon (c) Dionex 1996-2009
Version 7.1.1.1127

00233

Calibration Batch Report

Processing Method:	5-082915 RL	*Injection Volume:*	300.00
Instrument Method:	Cr(VI) w ASDV - RL	*Operator:*	ALRCE.GenChem02

Calibration Summary

Peak Name	Eval.Type	Cal.Type	Points	Offset (C0)	Slope (C1)	Curve (C2)	Coeff.Det. %
Cr(VI)	Area	Lin, AddZero, 1/A	4.000	-0.015	154.082	0.000	99.9980
		AVERAGE:		-0.0155	154.0824	0.0000	99.9980

Injection Name Cr(VI)	Ret.Time min Cr(VI)	Area mAU*min Cr(VI)	Height mAU Cr(VI)	Amount ppm Cr(VI)
	UV_VIS_1	UV_VIS_1	UV_VIS_1	UV_VIS_1
STANDARD 1	n.a.	n.a.	n.a.	n.a.
STANDARD 2	4.040	1.4927	5.208	0.010
STANDARD 3	4.043	15.5792	52.263	0.101
STANDARD 4	4.037	153.9130	511.163	0.999
Average	4.040			
Rel. Std. Dev.	0.072 %			

Ret.Time min	Param. Name	Param. Value	Inj. Type	Channel
0.000	Inhibit Integration	On	Any	All Channels
3.000	Inhibit Integration	Off	Any	All Channels
3.000	Peak Slice	1.00 [s]	Any	All Channels
3.000	Minimum Area	0.0010 [Signal*min]	Any	All Channels
3.000	Minimum Height	0.750 [Signal]	Any	All Channels
3.000	Maximum Width	0.750 [min]	Any	All Channels
6.000	Inhibit Integration	On	Any	All Channels

Method Name: 5-082915 RL

Chromeleon (c) Dionex 1996-2009
Version 7.1.1.1127

D234

Corr. Coefficient: 99.998
Calibration Type: Lin, AddZero, 1/A

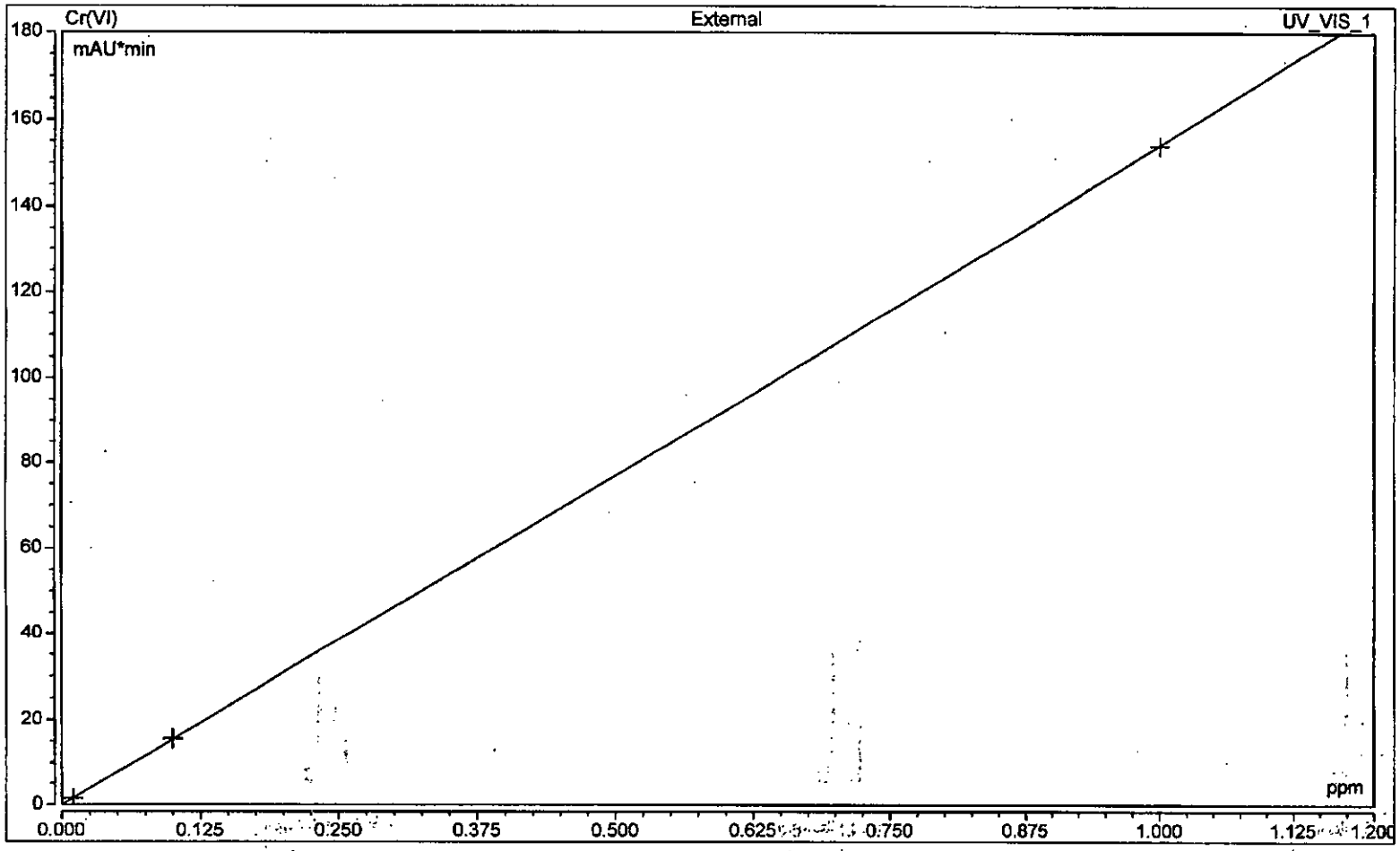

00235

Chromeleon (c) Dionex 1996-2009
Version 7.1.1.1127

ALS Environmental

1575 Jefferson Road, Building 300, Suite 360, Rochester, New York 14623

Ion Chromatography Cover Sheet

Instrument: Dionex ICS-1000, IC#5

Column: AS7 Analytical Column (S/N 016483), NG-1 Guard Column (S/N 024474)
4mm, Guard Column installed 07/04/14, Analytical Column installed 07/04/14

Curve Date: 08/29/15 **Loop size:** 100 uL Loop

Analyst: CWoods **Analysis Date:** 8/29/15

Pipets: Top, Bottom

CALIBRATION CURVE IS LINEAR FOR THIS METHOD (Method Filename: 5-082915RL)

Standards Prep Dates & Log ID's:

Std Type	*Date Rec'd*	*Log ID*		*Std Type*	*Prep Date*	*Log ID*
Calibration Standard Stock	09/23/14	WC140066D		Calibration Stds	08/29/15	SAME AS WC126190E
LCS / MS Soluble Stock	09/23/14	WC140066D		Soil Soluble MS	Daily	SAME AS WC126191D
ICV Standard Stock	02/05/15	WC140152H		I/CCV	Daily	SAME AS WC126190F
LCS / MS Insoluble Stock	01/18/13 Soils Only	WC112202F Soils Only		Soil Insoluble LCS MS	Daily	SAME AS WC126191C WC126191E
LCS for Waters	Daily	SAME AS WC126191A		MS for Waters	Daily	SAME AS WC126191B

Retention times must be within 10% of original RT as determined by Standard 3 – 4.043 minutes

All analyses are reviewed to ensure that peak integration is performed properly from baseline to baseline.

CMW 4/23/14

Received from Hach

(A) (2) x 500mL Pyridine/Barbituric Acid Reagent, CAT# 52013, Hach Lot# 4211, CAS#'s 628-13-7, 67-52-7, 110-86-1, 7732-18-5. Store @ 4°C. Expires 1/31/2015 As per manufacturer. 75000

(B) Same as above; (1) x 500mL. Lot# 4204. 75000

Received from VWR

(C) (6) x 1L Sodium Hypochlorite Solution, CAT SS290-1, CAS# 7681-52-9 and 7732-18-5, Fisher Lot 144413. Store @ RT away from sunlight. Expires 4/30/2015, As per manufacturer. 75000

(D) (1) x 500mL 1000ppm Chromium Reference Standard Solution. CAT# SC192-500. CAS#'s 7778-50-9 + 7732-18-5. Lot# 144217. Store @ RT. Expires 8/31/2016 As per manufacturer. 75000

(E) (1) x 4L Phosphoric Acid, 85%. CAT# 2796-45, CAS#'s 7732-18-5 + 7664-38-2. Macron Lot 0000072383. Store @ RT. Expires 2/27/2016 as per manufacturer. 75000

(F) (1) x 2.5Kg Sodium Hydroxide Pellets. CAT# 7708-06, CAS# 1310-73-2. Macron Lot# 0000085584. Store @ RT. Expires 9/6/2016 as per manufacturer. 75000

(G) (1) x 25g Silver Sulfate, ACS, 98%. CAT# 11417, Alfa Aesar 24559 Lot. CAS# 10294-26-5. Store @ R.T. No expiry listed - Exp 9/23/19. 75000

CMW 4/28/14

Rec

(A) (6

CAS#

00000

manu

(B) (1)

CAS#

2406

manuf

(C) (1)

CAS#

0900

Expire

(D) (4)

CT ba

cable

Rece

(E) (12)

CAT#

08131

152

WC140

2/5/15 Received from VWR

UMD (A) (3) x 1L Formaldehyde Solution. Cat # BDH0500-1LP, lot ~~Lab Chem~~ BDH 2/5/15 UMD # 312352, Cas # 50-00-0, 67-56-1. Expires per manufacturer: 10/2016.

(B) (1) x 500mL Eriochrome black T. Cat # LC14040-1, lot # (Lab Chem) D302-16, Cas # 1787-61-7, 109-86-4. Expires per manufacturer: 10/30/2017.

(C) (1) x 500g Sulfanilamide. Cat # V153-07 JT Baker lot # 0000085314, Cas # 63-74-1. Expires per manufacturer: 10/30/2018

(D) (1) x 1L Phosphate Buffer pH 7.0. Cat # BDH7447-1. BDH lot # 510105. Cas # 7778-77-0, 7558-79-4, 7732-18-5. Expires per manufacturer: 1/5/2016

(E) (2) x 1L Sodium Thiosulfate Solution 0.1N. Cat # SX0821-8. EMD lot # 54198, Cas # 10102-17-7, 497-19-8, 7732-18-5. Expires per manufacturer: 1/31/2016.

(F) (4) x 500G Phenol, liquified. Cat # 0025-04. Macron lot # 0000083557, Cas # 108-95-2, 7732-18-5. Expires per manufacturer: 3/17/2020

2/5/15 (G) TSS Reference

(K) 0.2141 g (Kaolin) (WC92201B) diluted w/ 1000g of DI Stored in plastic bottle @ 4°C. Exp: 5/10/15

2/5/15 (H) UMD 2/5/15 Received from VWR

UMD (H) (1) x 500mL Cr^{+6} Chromium 1000 µg/mL. ~~Cas #~~ 2/5/15 UMD Cat # 100012-7 High purity Standards lot # 1402709, ~~Cas #~~ UMD 2/5/15. Expires per manufacturer: 7/26/16.

(I) (1) x 25g Silver sulfate powder. Cat # 11417. Alfa Aesar lot # 24559, Cas # 10294-26-5. Expires 5 years from date of receipt: 2/5/2020

(J) (1) x 100g Mercury (II) sulfate. Cat # 36286. Alfa Aesar lot # Z22A045, Cas # 7783-35-9. Expires 5 years from date of receipt: 2/5/2020.

2/5/15 NM

(A) Pho
Diss
Nalt
with

(B) 50
Diss
(WC
phos

(C) 10
Volu
into
Bri

2/5/15 NM

(D) C
mL
8.
8.
9.
9.
9.
9.
9.
10.

(E) C
1m
D

WC112 - 202
BOOK PAGE

TITLE PROJECT

Continued from page

1/18/13 NM (A) Color Reagent - TPAY
To a tared 1-L plastic bottle add:
~347.0 g WFDI
- 13.2 g conc. instra-analyzed H_2SO_4 (WC112174C)
- 36.0 g stock #PT (WC112103C)
- 106.5 g stock Ammonium Molybdate (WC112154B)
Store @ 4°C. Exp. 8/22/13, or when discolored.

(B) NH_3 Carrier/Diluent
remains as WC112-194D. Exp 1/18/13 Prepared solution x2.

1/18/13 NM Received from VWR:
(C) (2) X 500g Zinc Acetate, Dihydrate, cat # 8740-04 macron lot # 23728, CAS # 5970-45-6, store @ RT Exp. 1/18/18. #53860

(D) (2) X 1 L Formaldehyde, cat # BDH0500-1LP BDH lot # 211991, CAS # 50-00-0, 67-56-1, 7732-18-5, store @ flammable cabinet Exp. 12/2013 per manufacturer #53862

(E) (2) X 25g, Silver Sulfate, cat. # 11417, Alfa Aesar #53863 lot # 10559, CAS # 10294-26-5, Exp. 1/18/18 Store @ RT

(F) (1) X 50g Lead (III) Chromate 98%, Cat # A10678, Alfa Aesar lot # 10160719, CAS # 7758-97-6, store @ RT Exp. 1/18/18.

Continued to page

SIGNATURE DATE

DISCLOSED TO AND UNDERSTOOD BY DATE

Cr^{6+} 7199/218.6RL Calibration on IC#8 Cont'd

CMW 3/9/14

Ⓐ LCS Water (True Value = 0.20ppm)
To 9.8mL of buffered DI add 0.20mL of 10ppm Working Standard (WC126190C). Prepare fresh.

Ⓑ Matrix Spike for Waters (True Value = (0.20× dilution)ppm)
To 10.0mL of sample add 0.20mL of 10ppm working Standard (WC126190C). Prepare fresh.

Ⓒ LCS Soil
To ~2.50g of sand, add ~10mg of lead (II) Chromate (WC112202F). Digest + analyze as normal sample.

$$\text{True Value} = \left[\frac{(\text{mass of } PbCrO_4 (mg))}{0.0025\ Kg\ \text{Sand}} \times 0.1617\%\right] mg/Kg$$

Ⓓ Solube Matrix Spike for Soils
To about 2.5g of sample, add 1.0mL of 100ppm Working Standard (WC126190A). Digest + analyze as normal sample.

$$\text{True Value} = \frac{1.0mL \times 100ppm}{\text{Mass Sample}(g)} \times 40.0 mg/Kg$$

Ⓔ Insolube Matrix Spike for Soils
To about 2.5g sample, add ~10.0 mg $PbCrO_4$ (WC112202F) Digest + analyze as normal sample.

$$\text{True Value} = \frac{\text{Mass } PbCrO_4 (mg)}{\text{Mass Sample}(Kg)} \times 0.1617\% \approx 644 mg/Kg$$

3/9/14

190
PAGE
WC126
LOG BOOK #

Cr^{6+} 7199/218.6RL Calibration on IC#8

AMW 3/9/04

(A) 100ppm Cr^{6+} Working Standard
Perform a 1/10 serial dilution into buffered DI of the 1000ppm Cr^{6+} Standard Stock (WC112232F). Prepare Fresh.

(B) 100ppm Cr^{6+} Working Reference
Perform a 1/10 serial dilution into buffered DI of the 1000ppm Cr^{6+} Reference Stock (WC126117H). Prepare Fresh.

(C) 10ppm Cr^{6+} Working Standard
Perform a 1/10 serial dilution into buffered DI of the 100ppm Cr^{6+} Working Standard (WC126190A). Prepare fresh.

(D) 10ppm Cr^{6+} Working Reference
Perform a 1/10 serial dilution into buffered DI of the 100ppm Cr^{6+} Working Reference (WC126190B). Prepare fresh.

(E) Calibration Standards

Std #	mLs Buffered DI	mLs 10ppm Std (WC126190C)	Conc. (ppm)
1	10.0	0.0	0.0
~~2~~	~~1/2 dilution of std #3~~	~~Control~~	~~0.005~~
2-3	1/10 serial dilution of Std #4		0.01
3-4 Cal Stds	9.9	0.1	0.10
4-5	9.0	1.0	1.0

(F) ICV/CCV (True Value = 0.50ppm)
To 9.5mL of buffered DI add 0.50mL of 10ppm Working Reference (WC126190D). Prepare fresh.

(G) ICB/CCB
Analyze buffered DI as sample.

3/9/04

Analytical Results Summary

Instrument Name: R-IC-08 **Analyst:** BKALKMAN **Analysis Lot:** 460224 **Method/Testcode:** 218.6 LL/Cr6 D LL

Lab Code	Target Analytes	QC	Parent Sample	Matrix	Raw Result	Sample Amt.	Final Result	Dil	MDL	PQL	% Rec	% RSD	Date Analyzed	QC?	Tier
RQ1510102-01	Chromium, Hexavalent, Dissolved	CCV		Water	0.48 ppb	10 mL	0.479 ppb	1					8/31/15 10:32:00	N	IV
RQ1510102-04	Chromium, Hexavalent, Dissolved	CCB		Water	0.00 ppb	10 mL	0.020 µg/L U	1	0.010	0.020			8/31/15 10:46:00	N	IV
RQ1510102-08	Chromium, Hexavalent, Dissolved	MB		Water	0.00 ppb	10 mL	0.020 µg/L U	1	0.010	0.020			8/31/15 10:46:00	N	IV
RQ1510102-07	Chromium, Hexavalent, Dissolved	LCS		Water	0.20 ppb	10 mL	0.203 µg/L	1	0.010	0.020	101		8/31/15 10:58:00	N	IV
R1506803-020	Chromium, Hexavalent, Dissolved	N/A		Water	0.05 ppb	10 mL	0.049 µg/L	1	0.010	0.020			8/31/15 11:34:00	N	IV
R1506803-021	Chromium, Hexavalent, Dissolved	N/A		Water	0.04 ppb	10 mL	0.043 µg/L	1	0.010	0.020			8/31/15 11:46:00	N	IV
R1506803-022	Chromium, Hexavalent, Dissolved	N/A		Water	0.00 ppb	10 mL	0.020 µg/L U	1	0.010	0.020			8/31/15 11:58:00	N	IV
R1506803-023	Chromium, Hexavalent, Dissolved	N/A		Water	0.00 ppb	10 mL	0.020 µg/L U	1	0.010	0.020			8/31/15 12:10:00	N	IV
R1506803-024	Chromium, Hexavalent, Dissolved	N/A		Water	0.00 ppb	10 mL	0.020 µg/L U	1	0.010	0.020			8/31/15 12:22:00	N	IV
R1506803-025	Chromium, Hexavalent, Dissolved	N/A		Water	0.06 ppb	10 mL	0.058 µg/L	1	0.010	0.020			8/31/15 12:34:00	N	IV
R1506803-026	Chromium, Hexavalent, Dissolved	N/A		Water	0.07 ppb	10 mL	0.068 µg/L	1	0.010	0.020			8/31/15 12:46:00	N	IV
R1506803-027	Chromium, Hexavalent, Dissolved	N/A		Water	0.07 ppb	10 mL	0.066 µg/L	1	0.010	0.020			8/31/15 12:58:00	N	IV
RQ1510102-02	Chromium, Hexavalent, Dissolved	CCV		Water	0.49 ppb	10 mL	0.493 ppb	1					8/31/15 13:10:00	N	IV
RQ1510102-05	Chromium, Hexavalent, Dissolved	CCB		Water	0.00 ppb	10 mL	0.020 µg/L U	1	0.010	0.020			8/31/15 13:22:00	N	IV
R1506803-019	Chromium, Hexavalent, Dissolved	N/A		Water	0.04 ppb	10 mL	0.038 µg/L	1	0.010	0.020			8/31/15 13:34:00	N	IV
RQ1510102-03	Chromium, Hexavalent, Dissolved	CCV		Water	0.50 ppb	10 mL	0.502 ppb	1					8/31/15 15:33:00	N	IV
RQ1510102-06	Chromium, Hexavalent, Dissolved	CCB		Water	0.00 ppb	10 mL	0.020 µg/L U	1	0.010	0.020			8/31/15 15:45:00	N	IV

Reviewed & Approved
By: [signature]
Date: 8/31/15

00242

# indicates Final Result is not yet adjusted for Solids because it has not yet been determined.

08-31-15 IC#8 218.6LL Analyst: CWoods Pipets: Up Down

Injection Number	Injection Name	Type	Level	Processing Method	Inject Time	Dilution	Comment
1	STANDARD 1	Calibration Standard	01	8-080715LL	07/08/15 11:20	1.0	218.6 LL
2	STANDARD 2	Calibration Standard	02	8-080715LL	07/08/15 11:30	1.0	218.6 LL
3	STANDARD 3	Calibration Standard	03	8-080715LL	07/08/15 11:40	1.0	218.6 LL
4	STANDARD 4	Calibration Standard	04	8-080715LL	07/08/15 11:52	1.0	218.6 LL
5	STANDARD 5	Calibration Standard	05	8-080715LL	07/08/15 12:04	1.0	218.6 LL
6	STANDARD 6	Calibration Standard	06	8-080715LL	07/08/15 12:16	1.0	218.6 LL
7	STANDARD 7	Calibration Standard	07	8-080715LL	07/08/15 12:28	1.0	218.6 LL
8	STANDARD 1 REPEAT	Calibration Standard	01	8-080715LL	07/08/15 12:41	1.0	218.6 LL
9	STANDARD 2 REPEAT	Calibration Standard	02	8-080715LL	07/08/15 12:53	1.0	218.6 LL
10	CCV	Unknown		8-080715LL	31/08/15 10:32	1.0	218.6 LL
11	CCB	Unknown		8-080715LL	31/08/15 10:46	1.0	218.6 LL
12	LCS	Unknown		8-080715LL	31/08/15 10:58	1.0	218.6 LL
13	R1506803-019	Unknown		8-080715LL	31/08/15 11:22	100.0	218.6 LL
14	R1506803-020	Unknown		8-080715LL	31/08/15 11:34	1.0	218.6 LL
15	R1506803-021	Unknown		8-080715LL	31/08/15 11:46	1.0	218.6 LL
16	R1506803-022	Unknown		8-080715LL	31/08/15 11:58	1.0	218.6 LL
17	R1506803-023	Unknown		8-080715LL	31/08/15 12:10	1.0	218.6 LL
18	R1506803-024	Unknown		8-080715LL	31/08/15 12:22	1.0	218.6 LL
19	R1506803-025	Unknown		8-080715LL	31/08/15 12:34	1.0	218.6 LL
20	R1506803-026	Unknown		8-080715LL	31/08/15 12:46	1.0	218.6 LL
21	R1506803-027	Unknown		8-080715LL	31/08/15 12:58	1.0	218.6 LL
22	CCV	Unknown		8-080715LL	31/08/15 13:10	1.0	218.6 LL
23	CCB	Unknown		8-080715LL	31/08/15 13:22	1.0	218.6 LL
24	R1506803-019 REPEAT	Unknown		8-080715LL	31/08/15 13:34	1.0	218.6 LL
25	R1507139-001	Unknown		8-080715LL	31/08/15 13:46	1.0	218.6 LL
26	R1507139-002	Unknown		8-080715LL	31/08/15 13:58	1.0	218.6 LL
27	R1507139-003	Unknown		8-080715LL	31/08/15 14:10	1.0	218.6 LL
28	R1507139-004	Unknown		8-080715LL	31/08/15 14:22	1.0	218.6 LL
29	R1507139-005	Unknown		8-080715LL	31/08/15 14:33	1.0	218.6 LL
30	R1507139-006	Unknown		8-080715LL	31/08/15 14:45	1.0	218.6 LL
31	R1507139-007	Unknown		8-080715LL	31/08/15 14:57	1.0	218.6 LL
32	R1507139-008	Unknown		8-080715LL	31/08/15 15:09	1.0	218.6 LL
33	R1507139-009	Unknown		8-080715LL	31/08/15 15:21	1.0	218.6 LL
34	CCV	Unknown		8-080715LL	31/08/15 15:33	1.0	218.6 LL
35	CCB	Unknown		8-080715LL	31/08/15 15:45	1.0	218.6 LL

Reviewed & Approved
By:
Date: 8/31/15

00243

36	LCS	Unknown		8-080715LL	31/08/15 15:57	1.0	218.6 LL
37	R1507139-010	Unknown		8-080715LL	31/08/15 16:09	1.0	218.6 LL
38	K1509407-001	Unknown		8-080715LL	31/08/15 16:21	1.0	218.6 LL
39	K1509407-001 MS	Unknown		8-080715LL	31/08/15 16:33	1.0	218.6 LL
40	K1509407-001 MSD	Unknown		8-080715LL	31/08/15 16:45	1.0	218.6 LL
41	K1509407-002	Unknown		8-080715LL	31/08/15 16:57	1.0	218.6 LL
42	K1509407-002 MS	Unknown		8-080715LL	31/08/15 17:09	1.0	218.6 LL
43	K1509407-002 MSD	Unknown		8-080715LL	31/08/15 17:21	1.0	218.6 LL
44	K1509407-003	Unknown		8-080715LL	31/08/15 17:33	1.0	218.6 LL
45	K1509407-004	Unknown		8-080715LL	31/08/15 17:45	1.0	218.6 LL
46	CCV	Unknown		8-080715LL	31/08/15 19:08	1.0	218.6 LL
47	CCB	Unknown		8-080715LL	31/08/15 19:20	1.0	218.6 LL

00244

Date/Time Received	Sample ID	Analysis	Matrix	Date/Time Sampled	Sample Filtered	Filter Lot ID	Chlorine Residual (mg/L) 218.7 only	pH at Receipt	pH Adjustment	Analyst/ Date/ Time pH Adjustment	Solution Used For PH Adjust	Solution Lot ID
8/28 0755	MW-12A 7139-004	7199 218.6 RL ~~218.6 LL~~ 218.7	Water Drinking Water	8/27 1440	Yes No Field	—	—	11.816	—	8/28 JKS 1000	Buffer	
											10%H2SO4	8/31/15 —
											10%NH4OH	
											NH4OH(conc)	
8/28 0755	MW-6 7139-002	7199 218.6 RL ~~218.6 LL~~ 218.7	Water Drinking Water	8/27 1220	Yes No Field	—	—	9.252	9.303	8/28 JKS 1003	Buffer	80635
											10%H2SO4	15 Days
											10%NH4OH	
											NH4OH(conc)	
8/28 0755	MW-5 7139-001	7199 218.6 RL ~~218.6 LL~~ 218.7	Water Drinking Water	8/27 1130	Yes No Field	—	—	9.112	9.308	8/28 JKS 1007	Buffer	80635
											10%H2SO4	35 Days
											10%NH4OH	
											NH4OH(conc)	
8/28 0755	MW-11 7139-005	7199 218.6 RL ~~218.6 LL~~ 218.7	Water Drinking Water	8/27 1540	Yes No Field	—	—	9.313	—	8/28 JKS 1011	Buffer	
											10%H2SO4	8/31/15
											10%NH4OH	
											NH4OH(conc)	
8/29 0850	MW-13B 7139-010	7199 218.6 RL ~~218.6 LL~~ 218.7	Water Drinking Water	8/28/15 1650	Yes No Field	—	—	9.147	9.310	8/29 JKS 0940	Buffer	80635 exp 4/16
											10%H2SO4	
											10%NH4OH	
											NH4OH(conc)	
8/29 0850	MW-4 7139-007	7199 218.6 RL ~~218.6 LL~~ 218.7	Water Drinking Water	8/28/15 1440	Yes No Field	—	—	8.788	9.362	8/29 JKS 0943	Buffer	80635
											10%H2SO4	
											10%NH4OH	
											NH4OH(conc)	
8/29 0850	MW-13A 7139-009	7199 218.6 RL ~~218.6 LL~~ 218.7	Water Drinking Water	8/28/15 1610	Yes No Field	—	—	8.829	9.330	8/29 0948 JKS	Buffer	80635
											10%H2SO4	
											10%NH4OH	
											NH4OH(conc)	
8/29 0850	MW-3 7139-008	7199 218.6 RL ~~218.6 LL~~ 218.7	Water Drinking Water	8/28/15 1335	Yes No Field	—	—	9.387	—	8/29 0953 JKS	Buffer	80635
											10%H2SO4	
											10%NH4OH	
											NH4OH(conc)	

	Drinking water 218.7	Drinking water 218.6	Non-Pot Water 218.6	Water 7199
Filter	No	Required	Required	Optional
pH	>8.0	9.0-9.5	9.3-9.7	unpreserved - adjust to 9.0-9.5
Res Chlorine	<0.1 mg/L	NA	NA	NA
Holding Time	14 days	5 days	28 days	24 hours

Date/Time Received	Sample ID	Analysis	Matrix	Date/Time Sampled	Sample Filtered	Filter Lot ID	Chlorine Residual (mg/L) 218.7 only	pH at Receipt	pH Adjustment	Analyst/ Date/ Time pH Adjustment	Solution Used For PH Adjust	Solution Lot ID
8-20-15 07:50	15231 MW-8 6803-022	7199 218.6 RL 218.6 LL 218.7	Water Drinking Water	8-19-15 11:58	Yes No Field	—	—	9.220	9.317	KE 8-20-15 11:29	Buffer 10%H2SO4 10%NH4OH NH4OH(conc)	WC140185A
	15231 MW-9 6803-023	7199 218.6 RL 218.6 LL 218.7	Water Drinking Water	8-19-15 12:10	Yes No Field	—	—	9.302	—	KE 8-20-15 11:33	Buffer 10%H2SO4 10%NH4OH NH4OH(conc)	WC140185A
	15231 MW-7 6803-024	7199 218.6 RL 218.6 LL 218.7	Water Drinking Water	8-19-15 14:33	Yes No Field	—	—	9.396	—	KE 8-20-15 11:35	Buffer 10%H2SO4 10%NH4OH NH4OH(conc)	—
	15231 MW-11 6803-025	7199 218.6 RL 218.6 LL 218.7	Water Drinking Water	8-19-15 15:18	Yes No Field	—	—	9.400	—	KE 8-20-15 11:37	Buffer 10%H2SO4 10%NH4OH NH4OH(conc)	—
	15231 Dup 6803-027	7199 218.6 RL 218.6 LL 218.7	Water Drinking Water	8-19-15 12:00	Yes No Field	—	—	9.476	—	KE 8-20-15 11:39	Buffer 10%H2SO4 10%NH4OH NH4OH(conc)	—
	15231 6803-026 MW-10	7199 218.6 RL 218.6 LL 218.7	Water Drinking Water	8-19-15 16:23	Yes No Field	—	—	9.536	—	KE 8-20-15 11:41	Buffer 10%H2SO4 10%NH4OH NH4OH(conc)	—
8/28 ~~0940~~ 0755	MW-2 MS-7139-006	7199 218.6 RL 218.6 LL 218.7	Water Drinking Water	8/27/15 1700	Yes No Field	—	—	8.874	9.316	8/28 JFS 0945	Buffer 10%H2SO4 10%NH4OH NH4OH(conc)	80635
8	MW-12B 7139-003	7199 218.6 RL 218.6 LL 218.7	Water Drinking Water	8/27/15 1400	Yes No Field	—	—	9.293	9.315	8/28 JFS 0953	Buffer 10%H2SO4 10%NH4OH NH4OH(conc)	80635

80 Dup.

60 Deeps

	Drinking water 218.7	Drinking water 218.6	Non-Pot Water 218.6	Water 7199
Filter	No	Required	Required	Optional
pH	>8.0	9.0-9.5	9.3-9.7	unpreserved - adjust to 9.0-9.5
Res Chlorine	<0.1 mg/L	NA	NA	NA
Holding Time	14 days	5 days	28 days	24 hours

Date/Time Received	Sample ID	Analysis	Matrix	Date/Time Sampled	Sample Filtered	Filter Lot ID	Chlorine Residual (mg/L) 218.7 only	pH at Receipt	pH Adjustment	Analyst/ Date/ Time pH Adjustment	Solution Used For PH Adjust	Solution Lot ID
7/29/15 0910	5969-020 D11960	7199 218.6 RL 218.6 LL 218.7	Water Drinking Water	7/28/15 1030	Yes No Field	—	—	9.801	—	@ 7/29/15 1600	Buffer 10%H2SO4 10%NH4OH NH4OH(conc)	
7/30/15 0900	D11915 6057-016	7199 218.6 RL 218.6 LL 218.7	Water Drinking Water	7/29/15 1000	Yes No Field	—	—	9.123	—	@ 7/30/15 1017 JFS	Buffer 10%H2SO4 10%NH4OH NH4OH(conc)	WS 140185A 4/2/14
7/30/15 0900	D11919 6057-018	7199 218.6 RL 218.6 LL 218.7	Water Drinking Water	1315	Yes No Field	—	—	9.388	—	@ 7/30/15 1018 JFS	Buffer 10%H2SO4 10%NH4OH NH4OH(conc)	
7/30/15 0900	D11916 6057-017	7199 218.6 RL 218.6 LL 218.7	Water Drinking Water	0815	Yes No Field	—	—	9.340	—	@ 7/30/15 1021 JFS	Buffer 10%H2SO4 10%NH4OH NH4OH(conc)	
7/30/15 0900	D11924 6057-019	7199 218.6 RL 218.6 LL 218.7	Water Drinking Water	1135	Yes No Field	—	—	9.070	—	@ 7/30/15 1023 JFS	Buffer 10%H2SO4 10%NH4OH NH4OH(conc)	2
D 8/19/15 8/19/15 0745	6803-019	7199 218.6 RL 218.6 LL 218.7	Water Drinking Water	8/18/15 1108	Yes No Field	—	—	9.003	9.409	8/19/15 @ 0822	Buffer 10%H2SO4 10%NH4OH NH4OH(conc)	WS 140185A
	-020	7199 218.6 RL 218.6 LL 218.7	Water Drinking Water	8/18/15 1448	Yes No Field	—	—	9.565	—	8/19/15 @ 0824	Buffer 10%H2SO4 10%NH4OH NH4OH(conc)	
	-021	7199 218.6 RL 218.6 LL 218.7	Water Drinking Water	8/18/15 1653	Yes No Field	—	—	9.545	—	8/19/15 @ 0827	Buffer 10%H2SO4 10%NH4OH NH4OH(conc)	

	Drinking water 218.7	Drinking water 218.6	Non-Pot Water 218.6	Water 7199
Filter	No	Required	Required	Optional
pH	>8.0	9.0-9.5	9.3-9.7	unpreserved - adjust to 9.0-9.5
Res Chlorine	<0.1 mg/L	NA	NA	NA
Holding Time	14 days	5 days	28 days	24 hours

ALS Environmental
Rochester, NY

Analyst: CWoods
Date: 8/31/15
pH Meter ID: pHat Albert
Adjustment Solutions: Buffer **Lot:** —

Method 218.6-LL **Method 218.6-RL** **Method 7199** **Method 218.7**

Folder Number	Sample ID	Matrix (Water or DW)	Sample pH at analysis	Analysis Date
R150	6803-019	Water	9.43	8/31/15
	-020		9.55	
	-021		9.53	
	-022		9.33	
	-023		9.30	
	-024		9.43	
	-025		9.41	
	-026		9.55	
	-027		9.44	
	7139-001		9.31	
	-002		9.34	
	-003		9.33	
	-004		11.84	
	-005		9.32	
	-006		9.33	
	-007		9.35	
	-008		9.39	
	-009		9.35	
			8/31/15	

Sample pH must be between 9.3 and 9.7 for 218.6 Water.
Sample pH must be between 9.0 and 9.5 for 7199 and 218.6 Drinking Water.

Sample Dilutions

Analyst: CWoods Date: 8/31/15

Instrument: IC8 Analysis: 218.6LL

	Sample ID	1st Dilution				2nd Dilution			3nd Dilution		
		mL's of Sample	mL's of Diluent	Matrix of Diluent	Dilution Factor	mL's of 1st Dilution	mL's of Diluent	Dilution Factor	mL's of 2nd Dilution	mL's of Diluent	Dilution Factor
1	6803-019	1	9	Buffered DI	10	1	9	100			
2											
3											
4											
5											
6											
7											
8											
9											
10											
11											
12											
13											
14											
15											
16											
17											
18											
19											
20											
21											
22											
23											
24											
25											
26											
27											
28											

CW 8/31/15

Peak Integration Report

Sample Name:	CCV	*Inj. Vol.:*	500.00
Injection Type:	Unknown	*Dilution Factor:*	1.0000
Processing Method:	8-080715LL	*Injection Number:*	10
Inj. Date / Time:	31-Aug-2015 / 10:32	*Sample Comment:*	218.6 LL

No.	Time min	Peak Name	Peak Type	Area mAU*min	Height mAU	Amount ppb
1	6.46	Cr(VI)	BMB	0.506	1.030	0.4794
TOTAL:				0.51	1.03	0.48

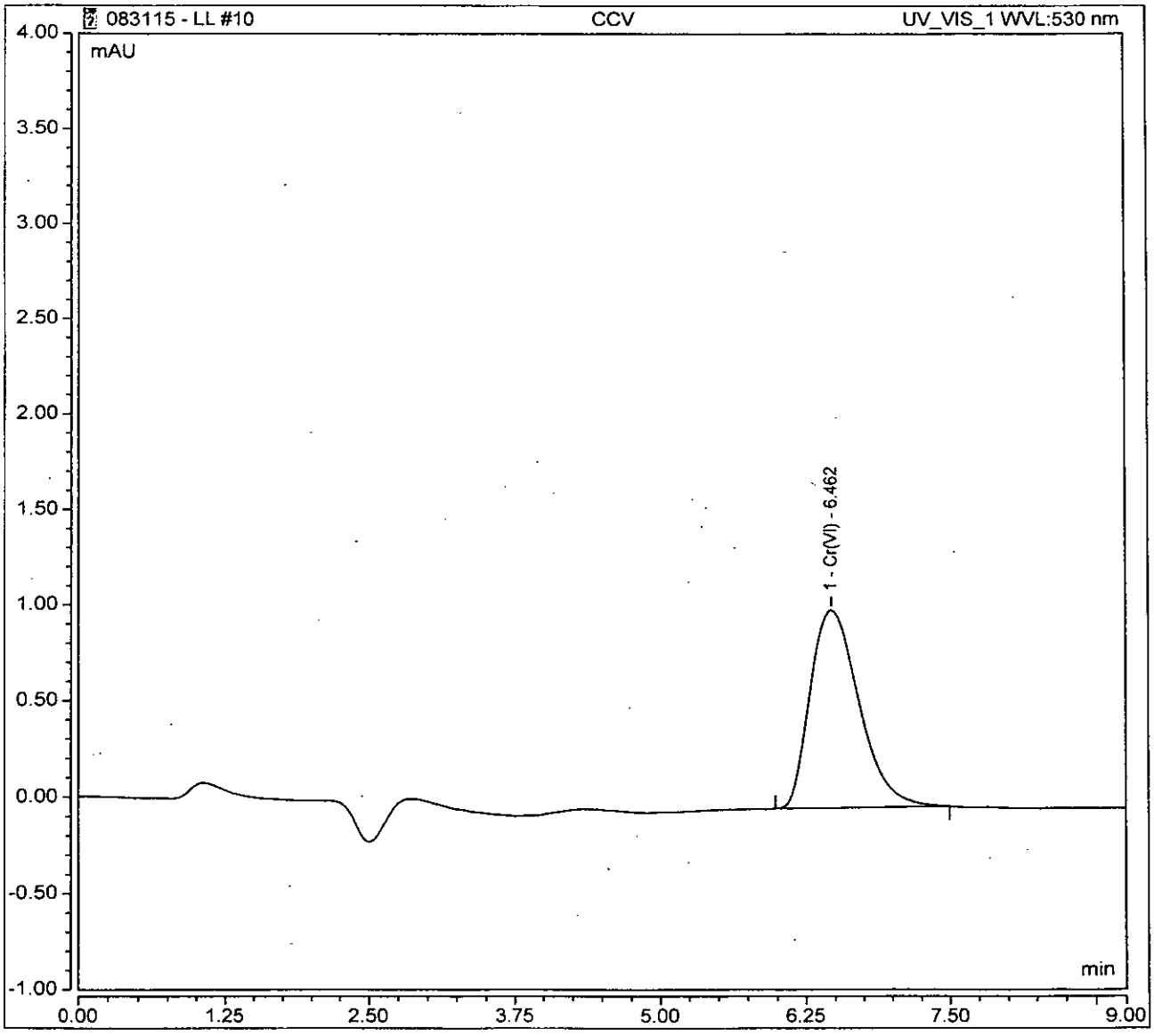

Chromeleon (c) Dionex 1996-2009
Version 6.1.1.1127

Peak Integration Report

Sample Name:	**CCB**	*Inj. Vol.:*	**500.00**
Injection Type:	**Unknown**	*Dilution Factor:*	**1.0000**
Processing Method:	**8-080715LL**	*Injection Number:*	**11**
Inj. Date / Time:	**31-Aug-2015 / 10:46**	*Sample Comment:*	**218.6 LL**

No.	Time min	Peak Name	Peak Type	Area mAU*min	Height mAU	Amount n.a.
TOTAL:				0.00	0.00	0.00

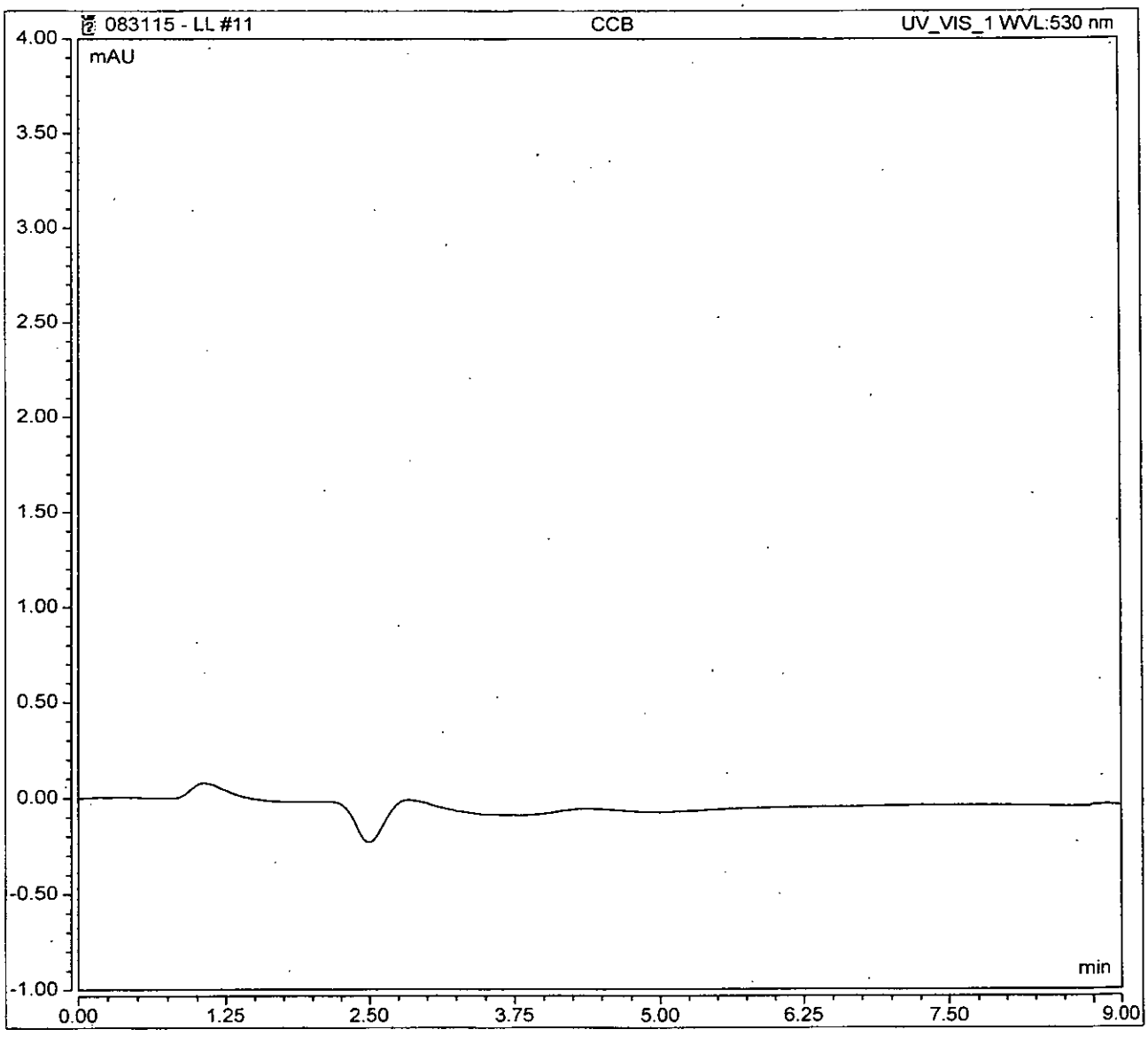

Chromeleon (c) Dionex 1996-2009
Version 7.1.1.1127

Peak Integration Report

Sample Name:	**LCS**	*Inj. Vol.:*	**500.00**
Injection Type:	**Unknown**	*Dilution Factor:*	**1.0000**
Processing Method:	**8-080715LL**	*Injection Number:*	**12**
Inj. Date / Time:	**31-Aug-2015 / 10:58**	*Sample Comment:*	**218.6 LL**

No.	Time min	Peak Name	Peak Type	Area mAU*min	Height mAU	Amount ppb
1	6.47	Cr(VI)	BMB	0.213	0.438	0.2027
TOTAL:				0.21	0.44	0.20

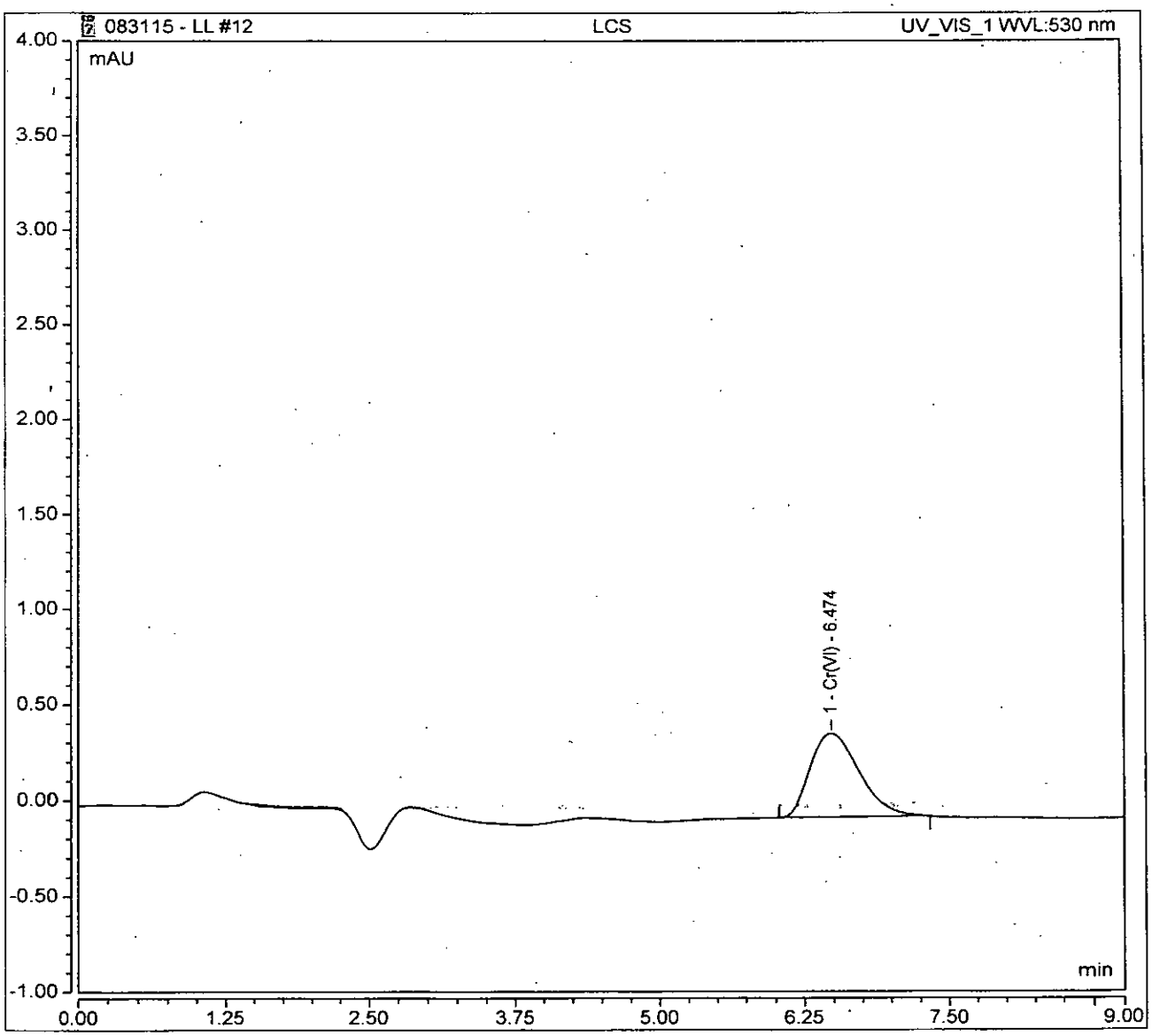

Peak Integration Report

Sample Name:	**R1506803-019**	*Inj. Vol.:*	**500.00**
Injection Type:	**Unknown**	*Dilution Factor:*	**100.0000**
Processing Method:	**8-080715LL**	*Injection Number:*	**13**
Inj. Date / Time:	**31-Aug-2015 / 11:22**	*Sample Comment:*	**218.6 LL**

No.	Time min	Peak Name	Peak Type	Area mAU*min	Height mAU	Amount n.a.
TOTAL:				0.00	0.00	0.00

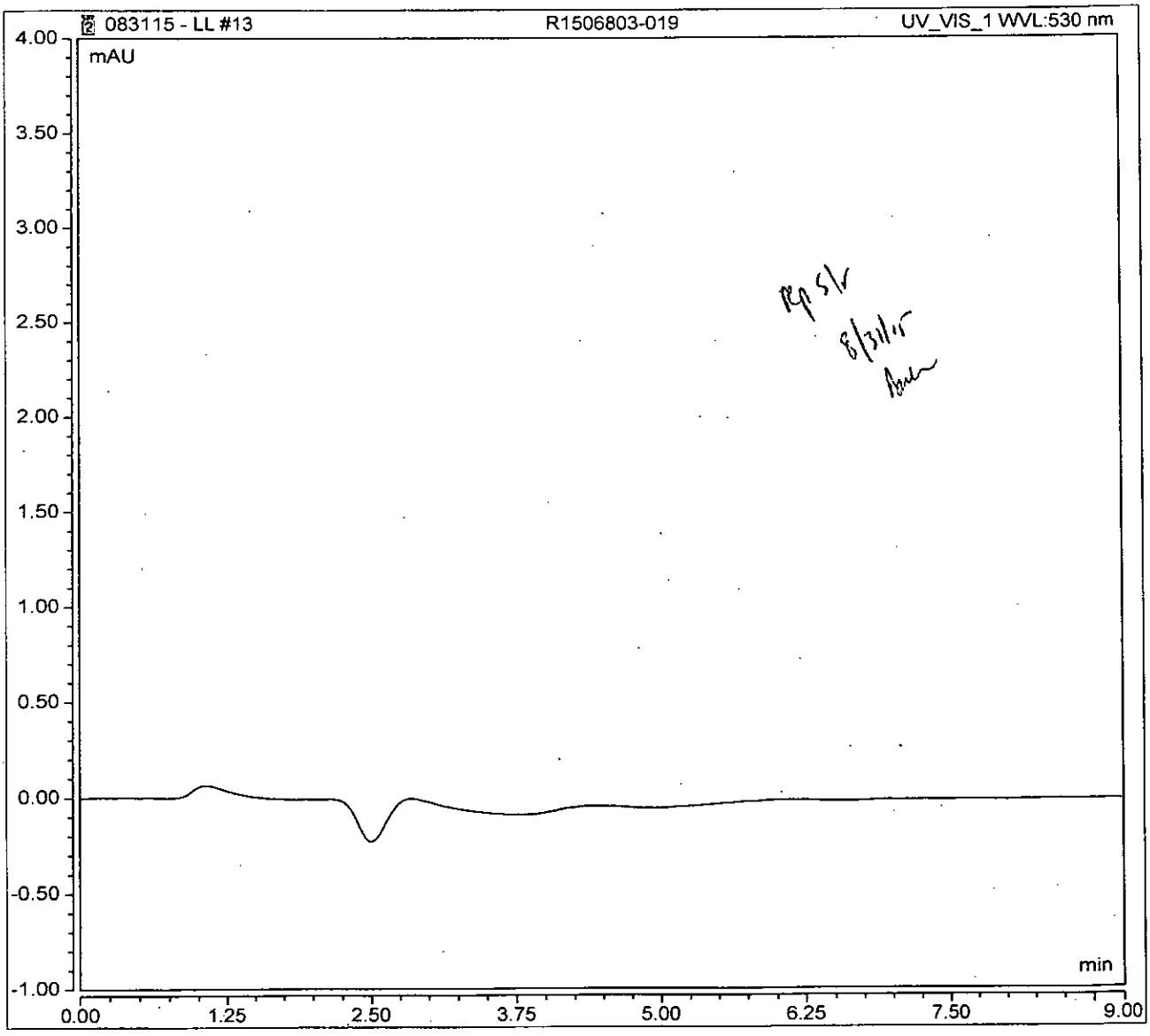

Chromeleon (c) Dionex 1996-2009
Version 7.1.1.1127

Peak Integration Report

Sample Name:	**R1506803-020**	*Inj. Vol.:*	**500.00**
Injection Type:	**Unknown**	*Dilution Factor:*	**1.0000**
Processing Method:	**8-080715LL**	*Injection Number:*	**14**
Inj. Date / Time:	**31-Aug-2015 / 11:34**	*Sample Comment:*	**218.6 LL**

No.	Time min	Peak Name	Peak Type	Area mAU*min	Height mAU	Amount n.a.
TOTAL:				0.00	0.00	0.00

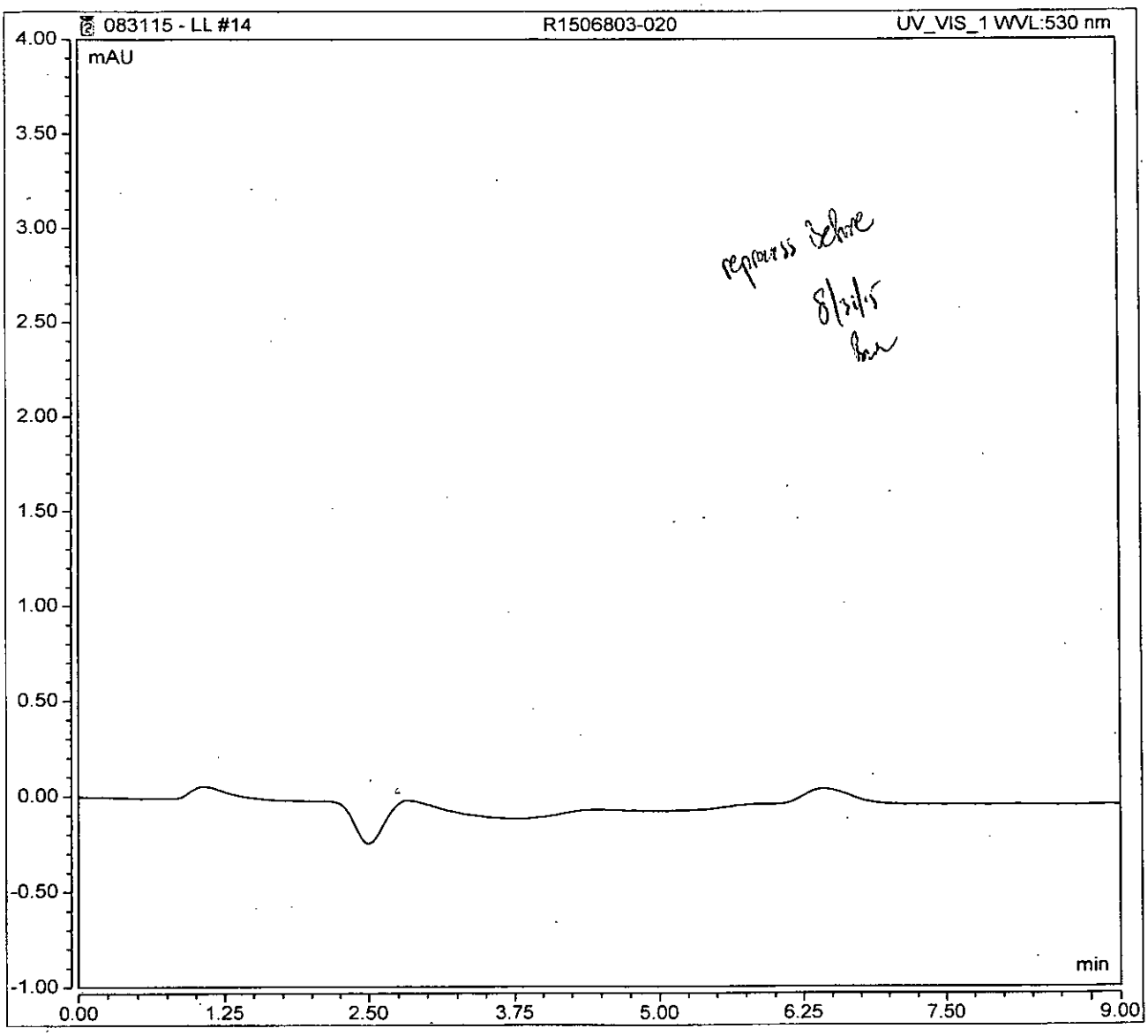

Chromeleon (c) Dionex 1996-2009
Version 7.1.1.1127

Peak Integration Report

Sample Name:	**R1506803-020**	*Inj. Vol.:*	**500.00**
Injection Type:	**Unknown**	*Dilution Factor:*	**1.0000**
Processing Method:	**8-080715LL**	*Injection Number:*	**14**
Inj. Date / Time:	**31-Aug-2015 / 11:34**	*Sample Comment:*	**218.6 LL**

No.	Time min	Peak Name	Peak Type	Area mAU*min	Height mAU	Amount n.a.
TOTAL:				0.00	0.00	0.00

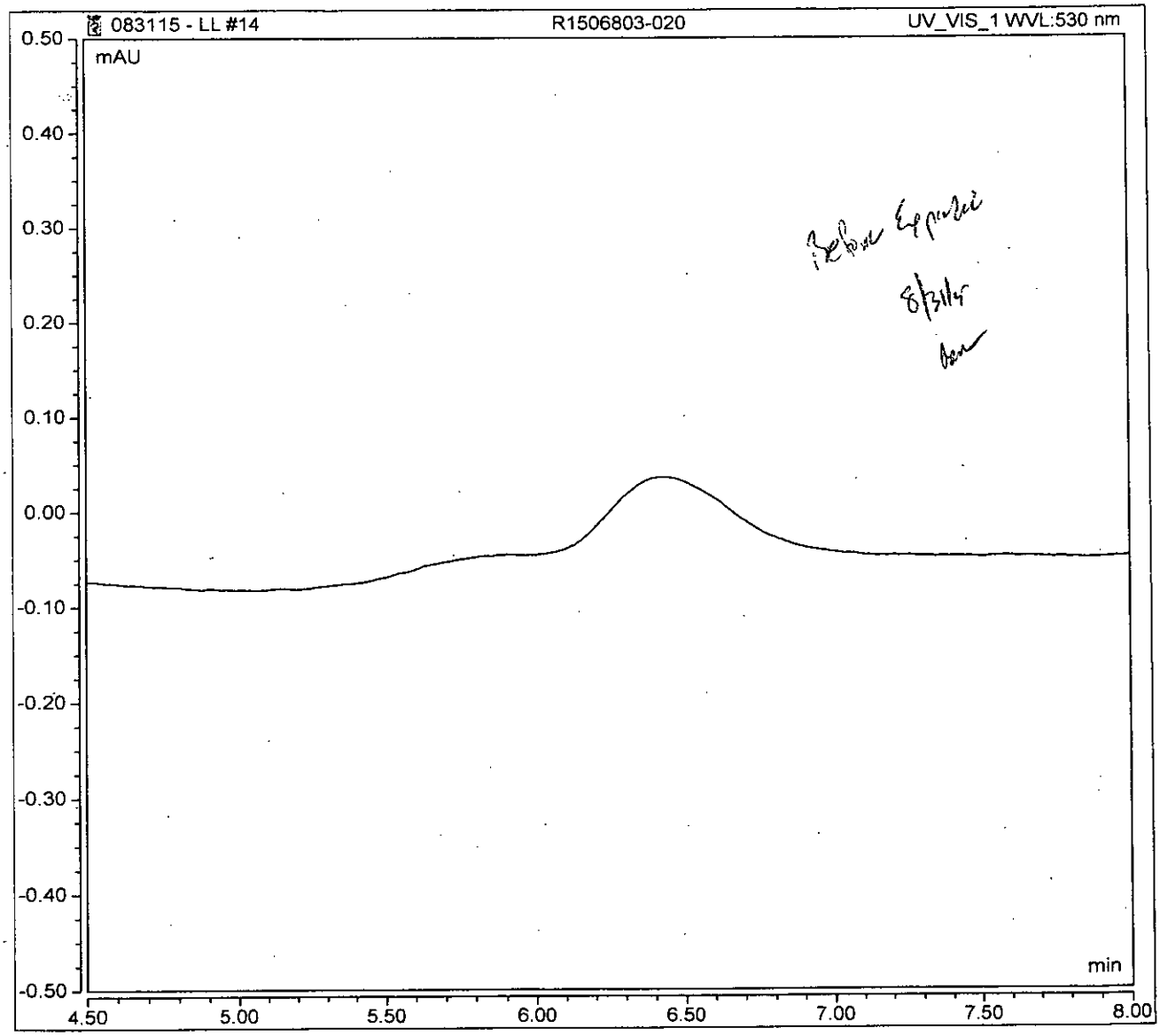

Chromeleon (c) Dionex 1996-2009
Version 6.1.1.1127

Peak Integration Report

Sample Name:	**R1506803-020**	*Inj. Vol.:*	**500.00**
Injection Type:	**Unknown**	*Dilution Factor:*	**1.0000**
Processing Method:	**8-080715LL**	*Injection Number:*	**14**
Inj. Date / Time:	**31-Aug-2015 / 11:34**	*Sample Comment:*	**218.6 LL**

No.	Time min	Peak Name	Peak Type	Area mAU*min	Height mAU	Amount ppb
2	6.43	Cr(VI)	MB*	0.050	0.095	0.0489
TOTAL:				0.05	0.10	0.05

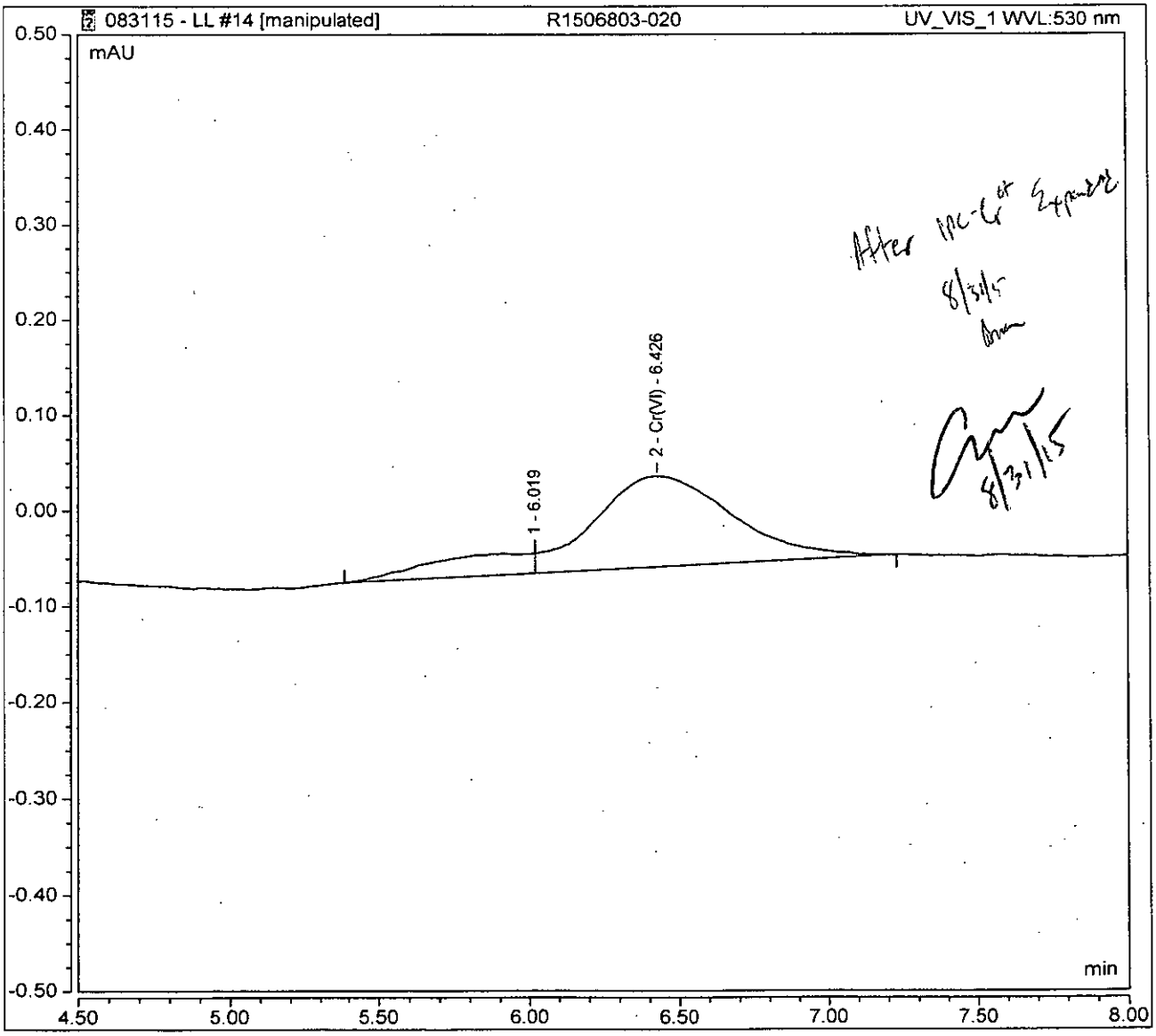

Chromeleon (c) Dionex 1996-2009
Version 7.1.1.1127

Peak Integration Report

Sample Name:	**R1506803-021**	*Inj. Vol.:*	**500.00**
Injection Type:	**Unknown**	*Dilution Factor:*	**1.0000**
Processing Method:	**8-080715LL**	*Injection Number:*	**15**
Inj. Date / Time:	**31-Aug-2015 / 11:46**	*Sample Comment:*	**218.6 LL**

No.	Time min	Peak Name	Peak Type	Area mAU*min	Height mAU	Amount ppb
1	6.42	Cr(VI)	BMB	0.044	0.100	0.0429
TOTAL:				0.04	0.10	0.04

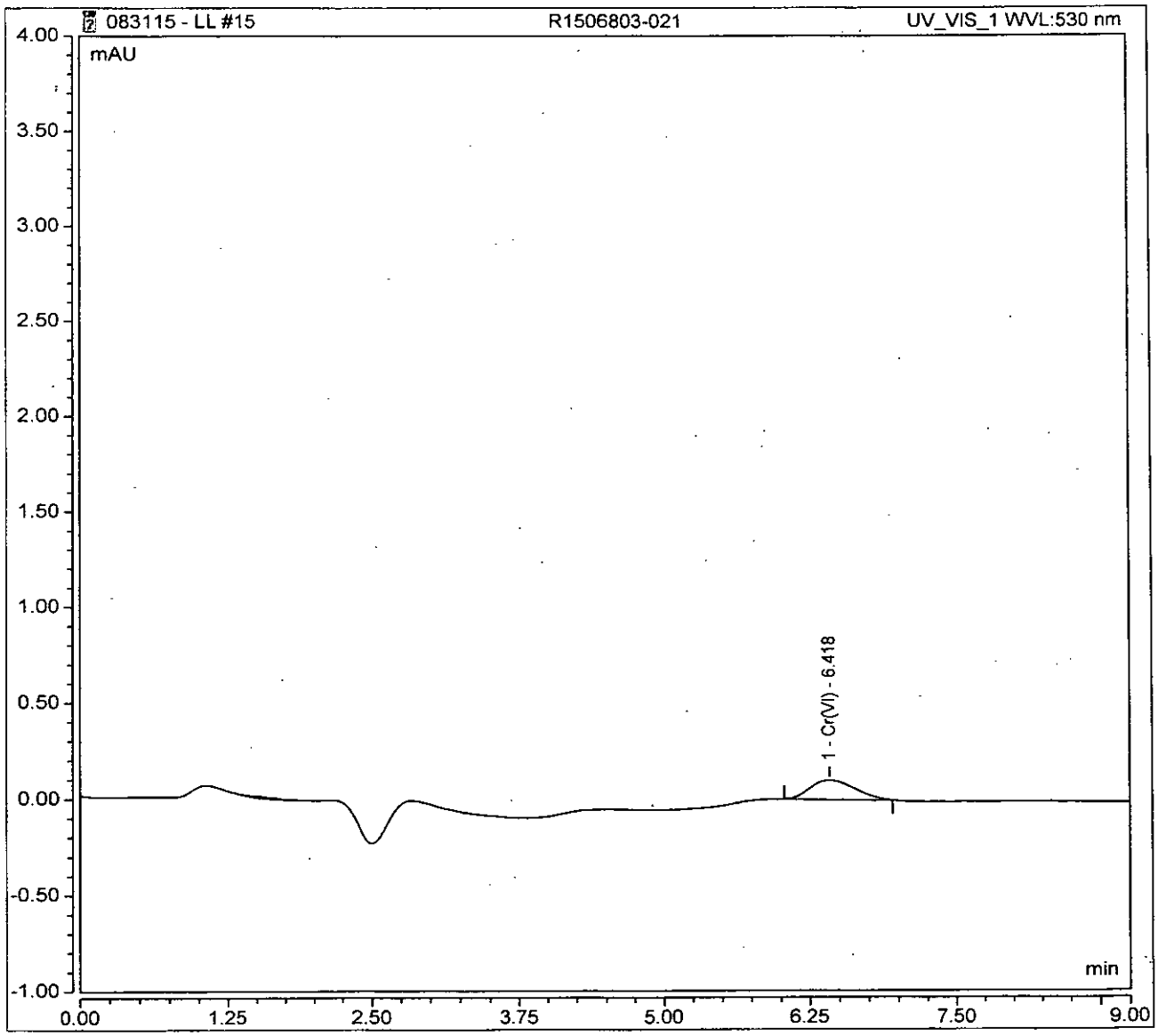

Chromeleon (c) Dionex 1996-2009
Version 7.1.1.1127

Peak Integration Report

Sample Name:	**R1506803-022**	*Inj. Vol.:*	**500.00**
Injection Type:	**Unknown**	*Dilution Factor:*	**1.0000**
Processing Method:	**8-080715LL**	*Injection Number:*	**16**
Inj. Date / Time:	**31-Aug-2015 / 11:58**	*Sample Comment:*	**218.6 LL**

No.	Time min	Peak Name	Peak Type	Area mAU*min	Height mAU	Amount n.a.
TOTAL:				0.00	0.00	0.00

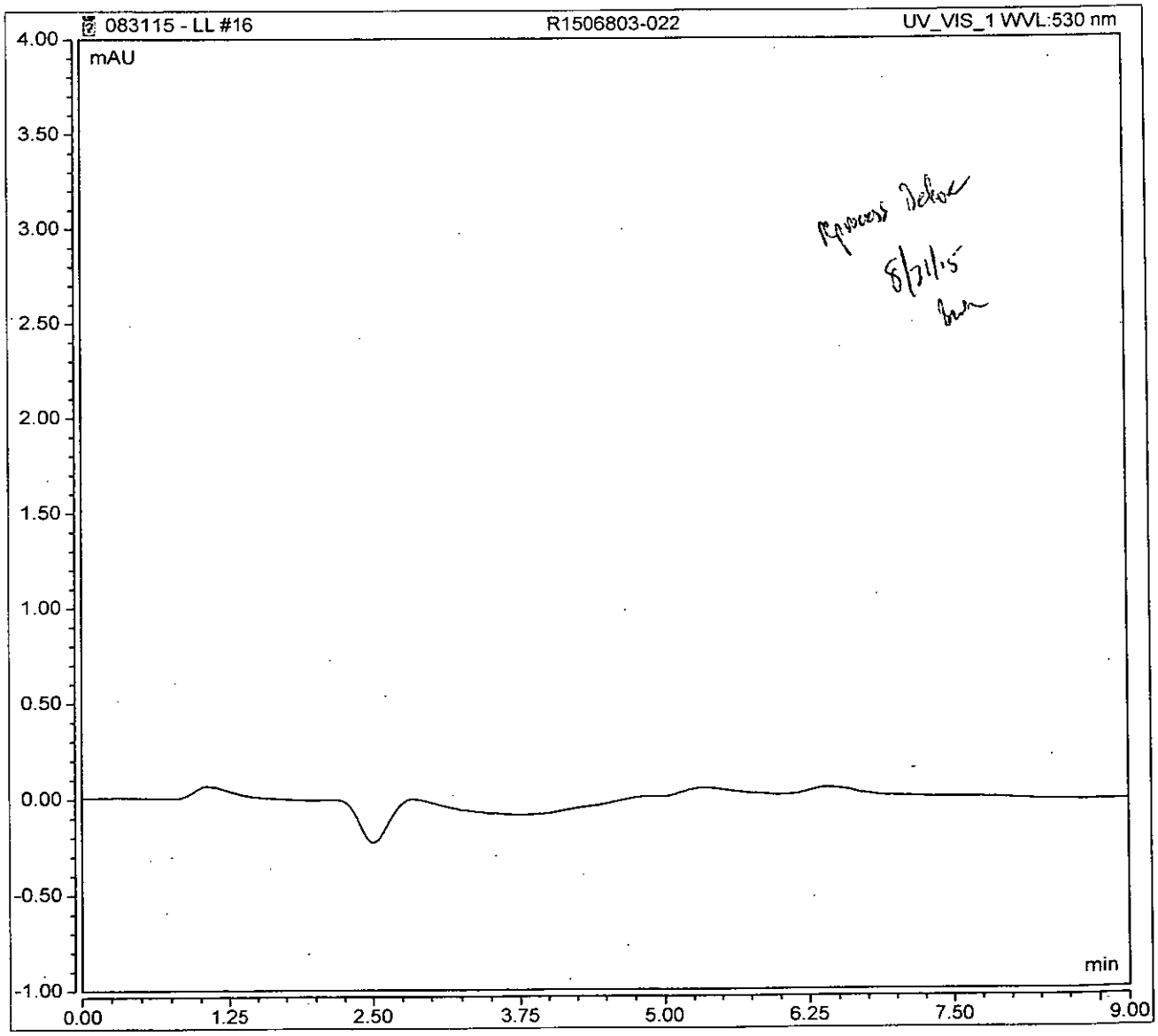

Peak Integration Report

Sample Name:	**R1506803-022**	*Inj. Vol.:*	**500.00**
Injection Type:	**Unknown**	*Dilution Factor:*	**1.0000**
Processing Method:	**8-080715LL**	*Injection Number:*	**16**
Inj. Date / Time:	**31-Aug-2015 / 11:58**	*Sample Comment:*	**218.6 LL**

No.	Time min	Peak Name	Peak Type	Area mAU*min	Height mAU	Amount n.a.
TOTAL:				0.00	0.00	0.00

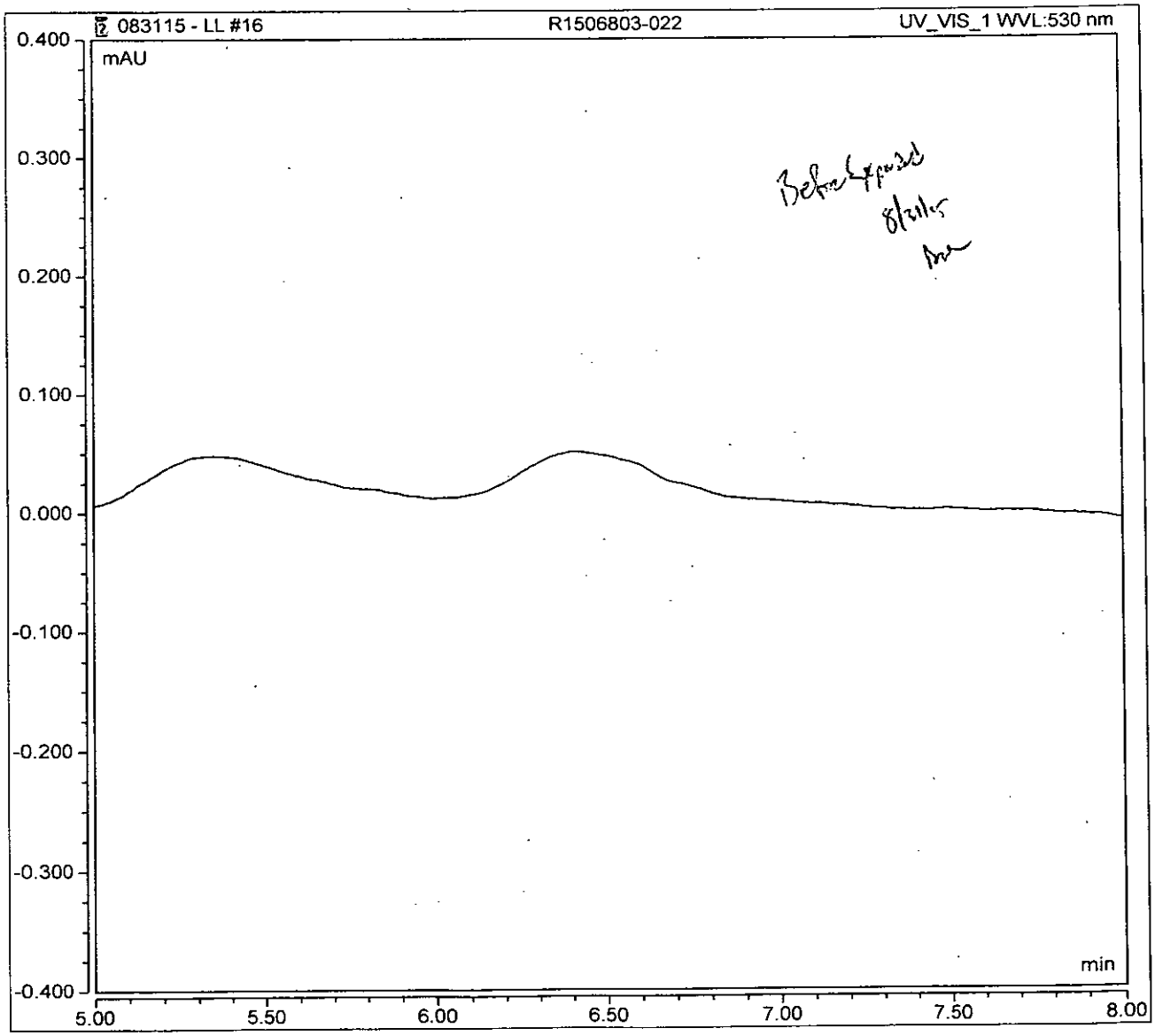

Chromeleon (c) Dionex 1996-2009
Version 6.1.1.1127

Peak Integration Report

Sample Name:	**R1506803-022**	*Inj. Vol.:*	**500.00**
Injection Type:	**Unknown**	*Dilution Factor:*	**1.0000**
Processing Method:	**8-080715LL**	*Injection Number:*	**16**
Inj. Date / Time:	**31-Aug-2015 / 11:58**	*Sample Comment:*	**218.6 LL**

No.	Time min	Peak Name	Peak Type	Area mAU*min	Height mAU	Amount ppb
1	6.40	Cr(VI)	BMB*	0.017	0.039	0.0169
TOTAL:				0.02	0.04	0.02

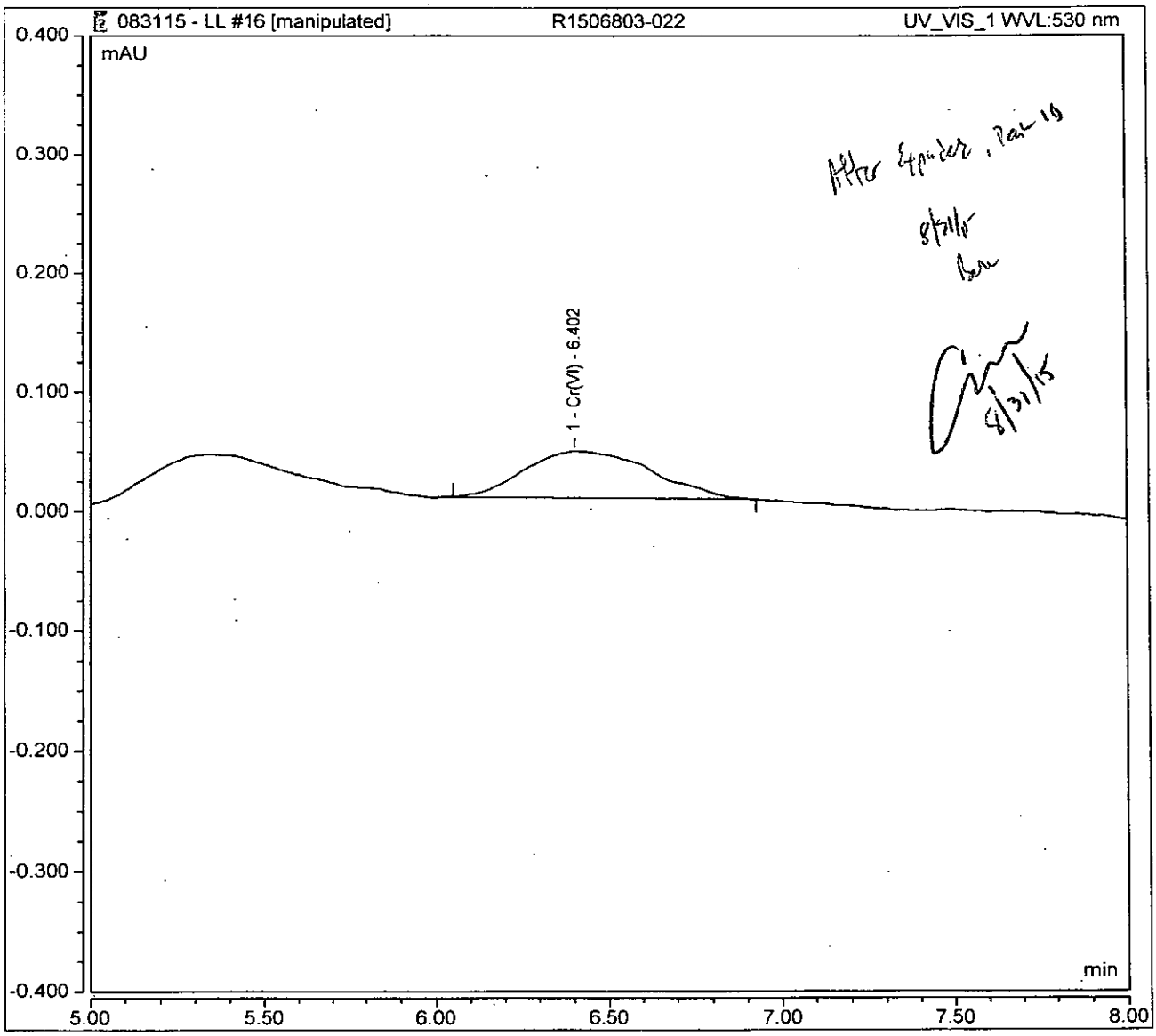

Chromeleon (c) Dionex 1996-2009
Version 6.80.1.1127

Peak Integration Report

Sample Name:	**R1506803-023**	*Inj. Vol.:*	**500.00**
Injection Type:	**Unknown**	*Dilution Factor:*	**1.0000**
Processing Method:	**8-080715LL**	*Injection Number:*	**17**
Inj. Date / Time:	**31-Aug-2015 / 12:10**	*Sample Comment:*	**218.6 LL**

No.	Time min	Peak Name	Peak Type	Area mAU*min	Height mAU	Amount n.a.
TOTAL:				0.00	0.00	0.00

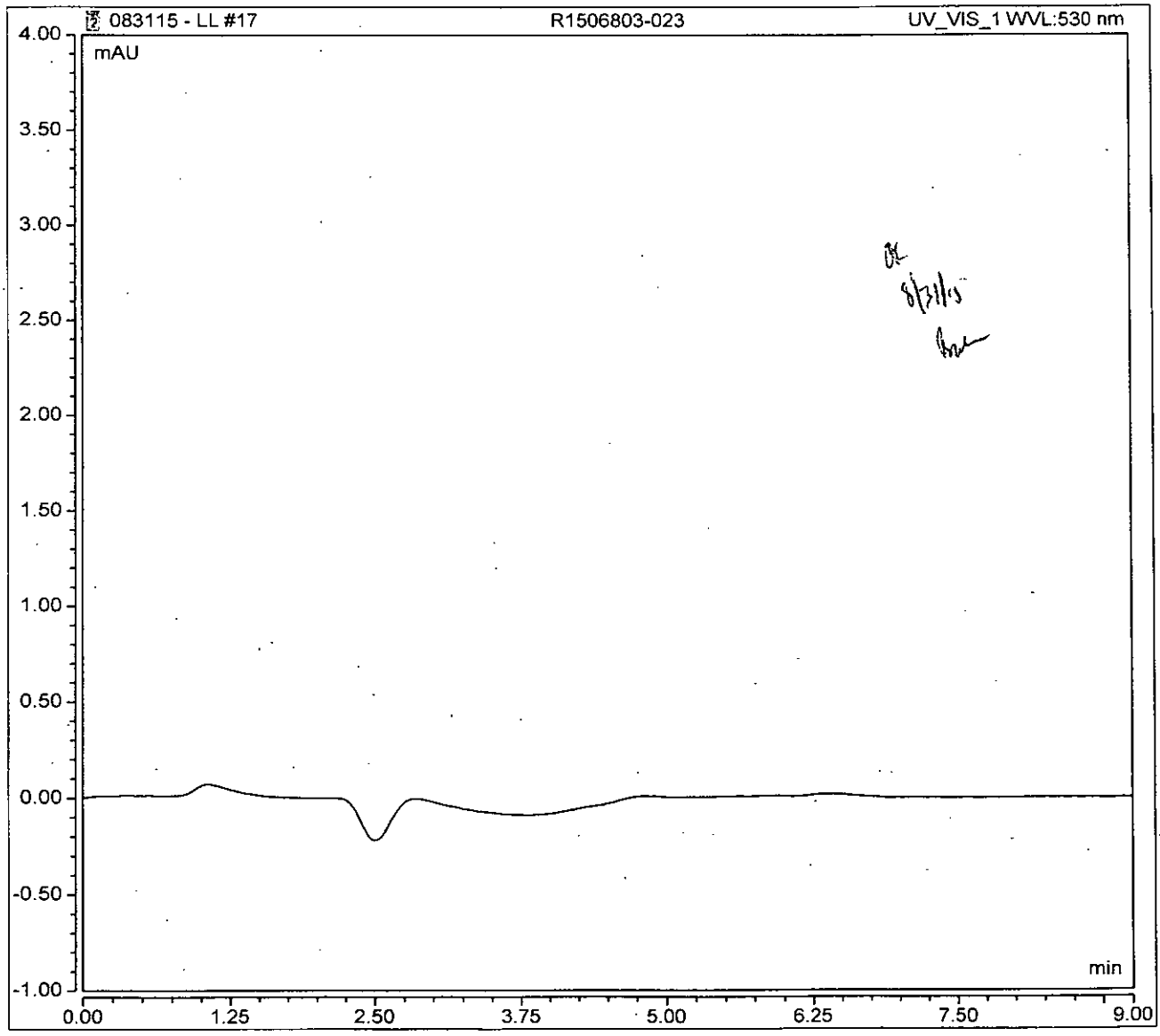

Peak Integration Report

Sample Name:	**R1506803-024**	*Inj. Vol.:*	**500.00**
Injection Type:	**Unknown**	*Dilution Factor:*	**1.0000**
Processing Method:	**8-080715LL**	*Injection Number:*	**18**
Inj. Date / Time:	**31-Aug-2015 / 12:22**	*Sample Comment:*	**218.6 LL**

No.	Time min	Peak Name	Peak Type	Area mAU*min	Height mAU	Amount n.a.
TOTAL:				0.00	0.00	0.00

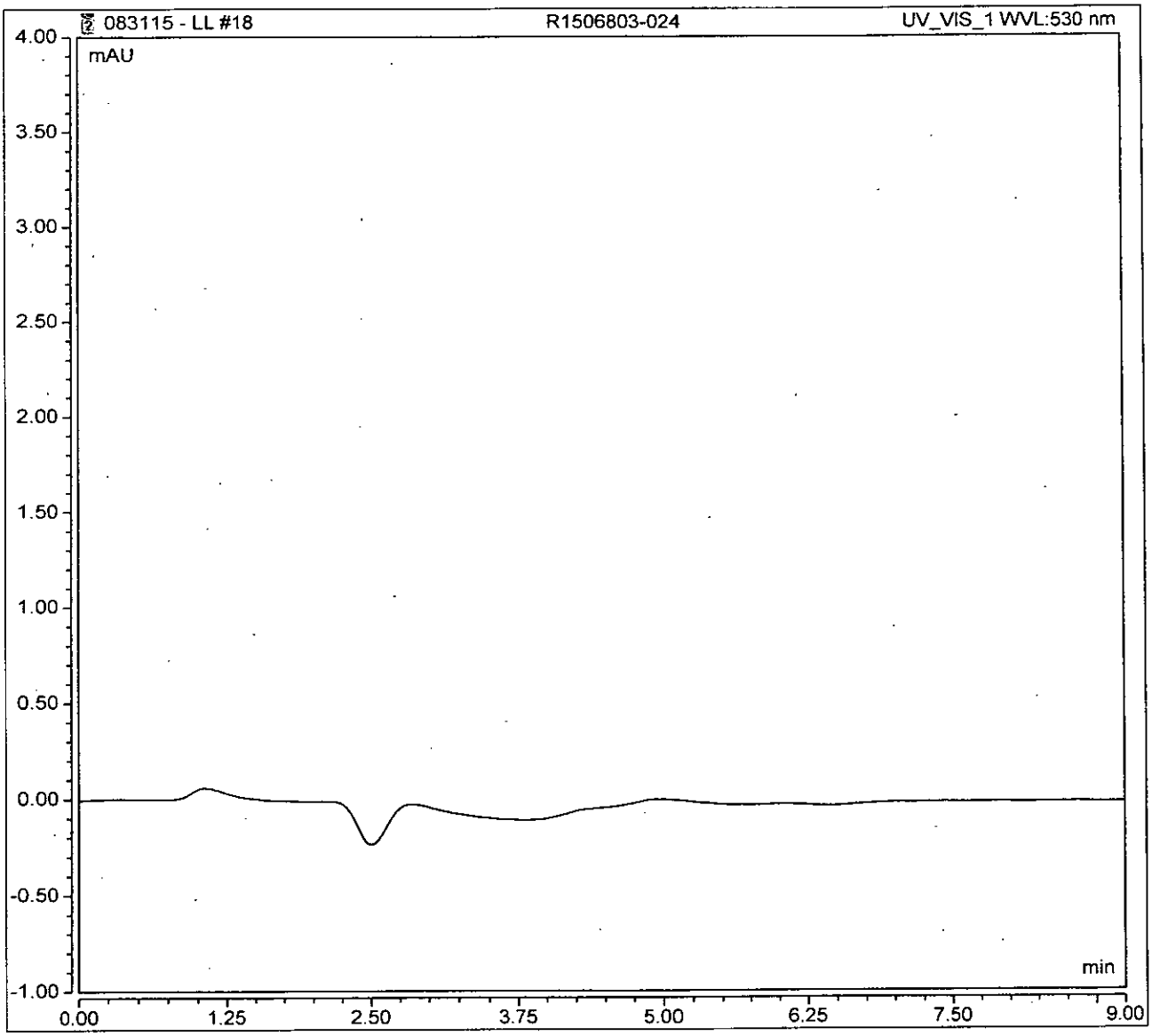

Chromeleon (c) Dionex 1996-2009
Version 7.1.1.1127

Peak Integration Report

Sample Name:	**R1506803-025**	*Inj. Vol.:*	**500.00**
Injection Type:	**Unknown**	*Dilution Factor:*	**1.0000**
Processing Method:	**8-080715LL**	*Injection Number:*	**19**
Inj. Date / Time:	**31-Aug-2015 / 12:34**	*Sample Comment:*	**218.6 LL**

No.	Time min	Peak Name	Peak Type	Area mAU*min	Height mAU	Amount ppb
1	6.39	Cr(VI)	BMB	0.060	0.127	0.0579
TOTAL:				0.06	0.13	0.06

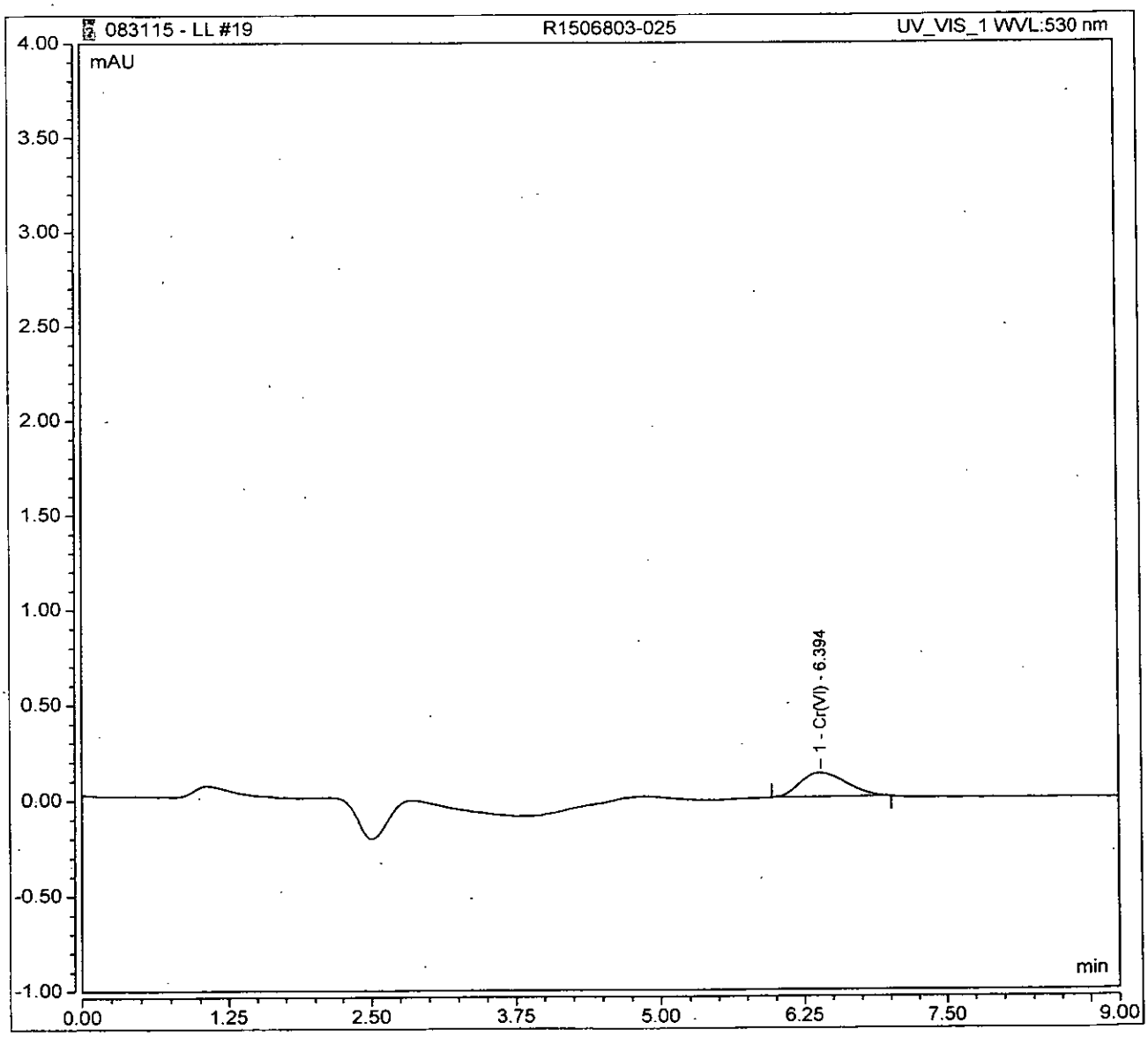

Peak Integration Report

Sample Name:	**R1506803-026**	*Inj. Vol.:*	**500.00**
Injection Type:	**Unknown**	*Dilution Factor:*	**1.0000**
Processing Method:	**8-080715LL**	*Injection Number:*	**20**
Inj. Date / Time:	**31-Aug-2015 / 12:46**	*Sample Comment:*	**218.6 LL**

No.	Time min	Peak Name	Peak Type	Area mAU*min	Height mAU	Amount ppb
1	6.41	Cr(VI)	BMB	0.070	0.150	0.0677
TOTAL:				0.07	0.15	0.07

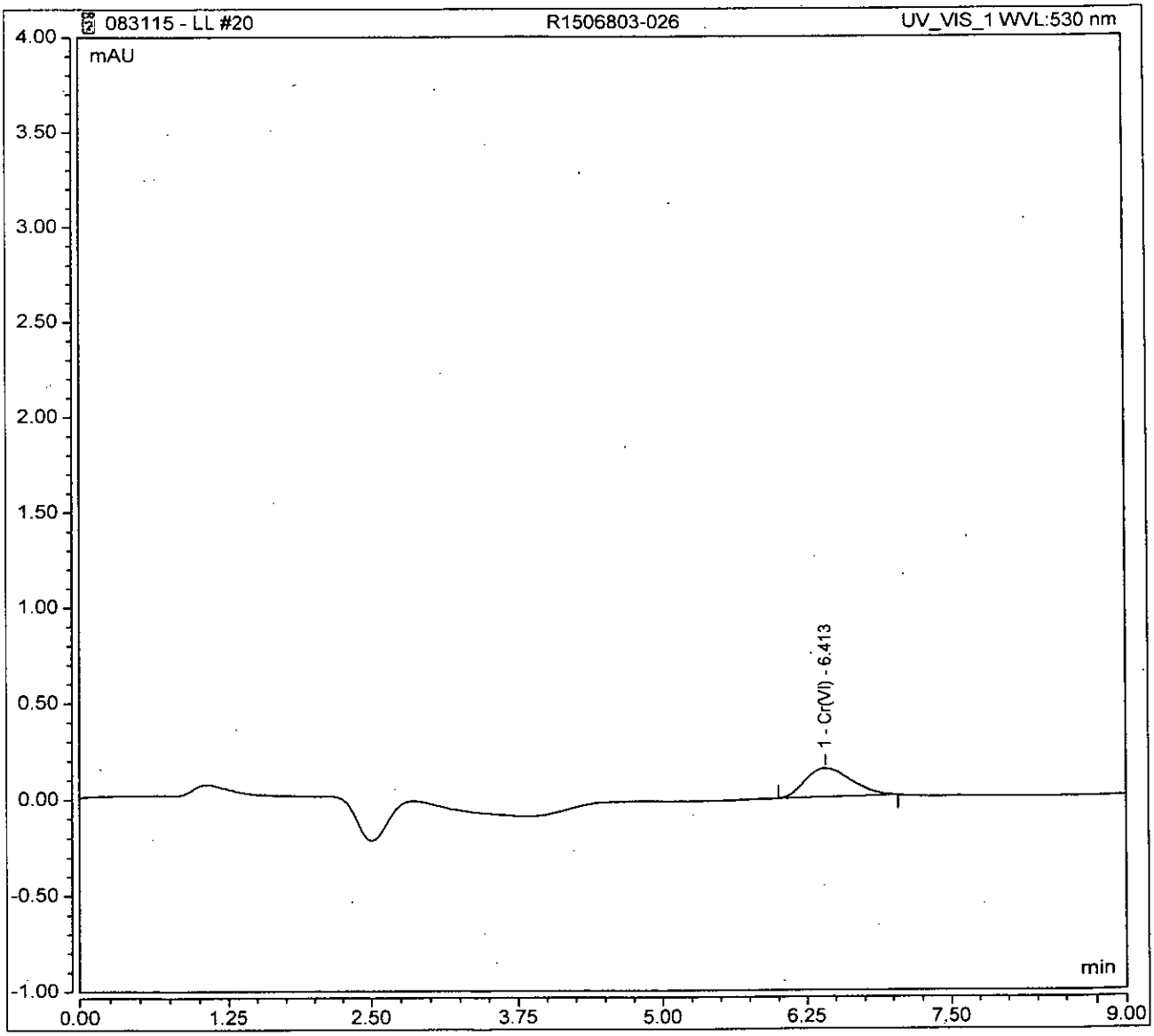

Chromeleon (c) Dionex 1996-2009
Version 7.1.1.1127

Peak Integration Report

Sample Name:	**R1506803-027**	*Inj. Vol.:*	**500.00**
Injection Type:	**Unknown**	*Dilution Factor:*	**1.0000**
Processing Method:	**8-080715LL**	*Injection Number:*	**21**
Inj. Date / Time:	**31-Aug-2015 / 12:58**	*Sample Comment:*	**218.6 LL**

No.	Time min	Peak Name	Peak Type	Area mAU*min	Height mAU	Amount ppb
1	6.43	Cr(VI)	BMB	0.069	0.147	0.0661
TOTAL:				0.07	0.15	0.07

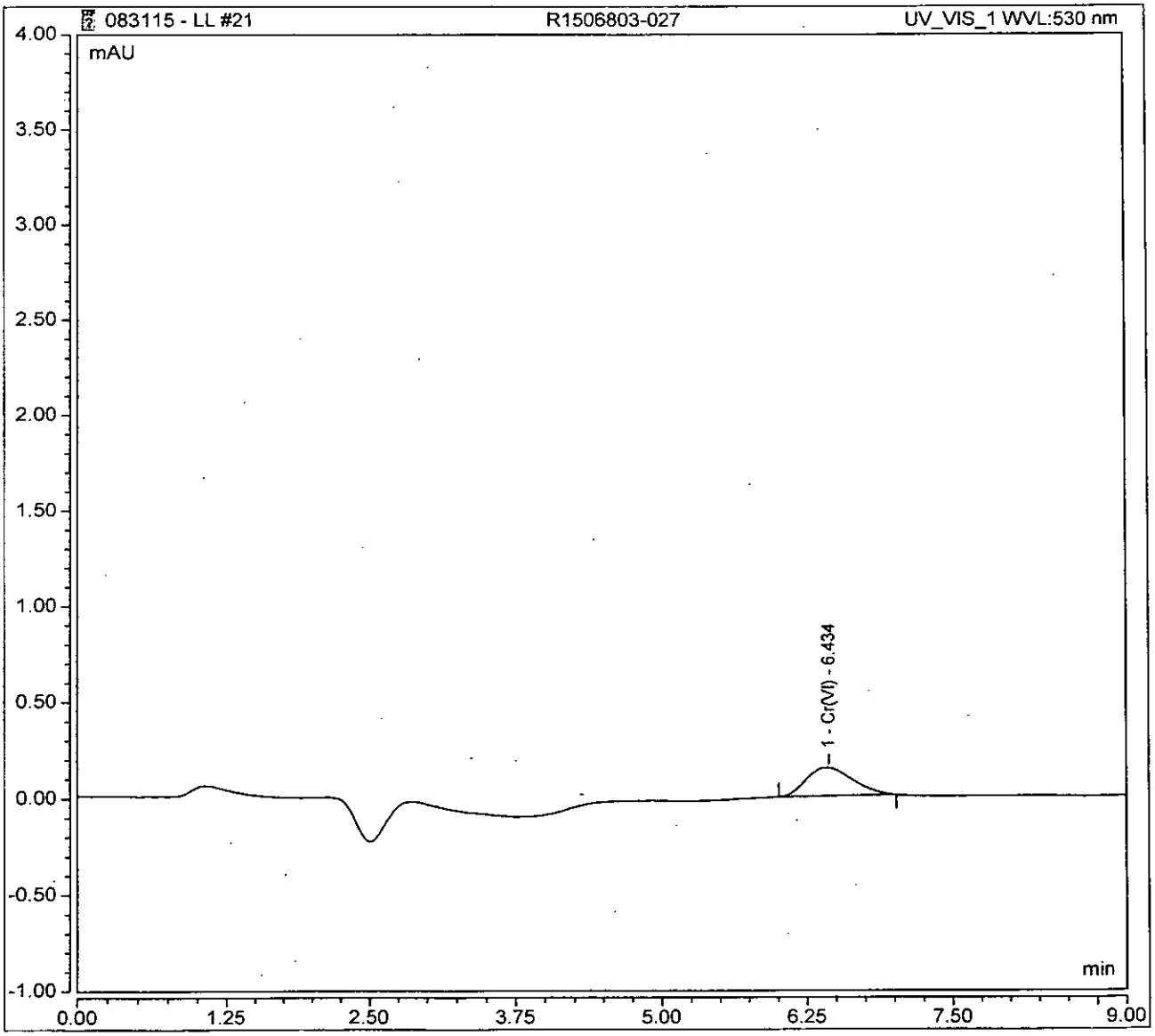

Chromeleon (c) Dionex 1996-2009
Version 6.1.1.1127

Peak Integration Report

Sample Name:	CCV	*Inj. Vol.:*	500.00
Injection Type:	Unknown	*Dilution Factor:*	1.0000
Processing Method:	8-080715LL	*Injection Number:*	22
Inj. Date / Time:	31-Aug-2015 / 13:10	*Sample Comment:*	218.6 LL

No.	Time min	Peak Name	Peak Type	Area mAU*min	Height mAU	Amount ppb
1	6.44	Cr(VI)	BMB	0.521	1.062	0.4932
TOTAL:				0.52	1.06	0.49

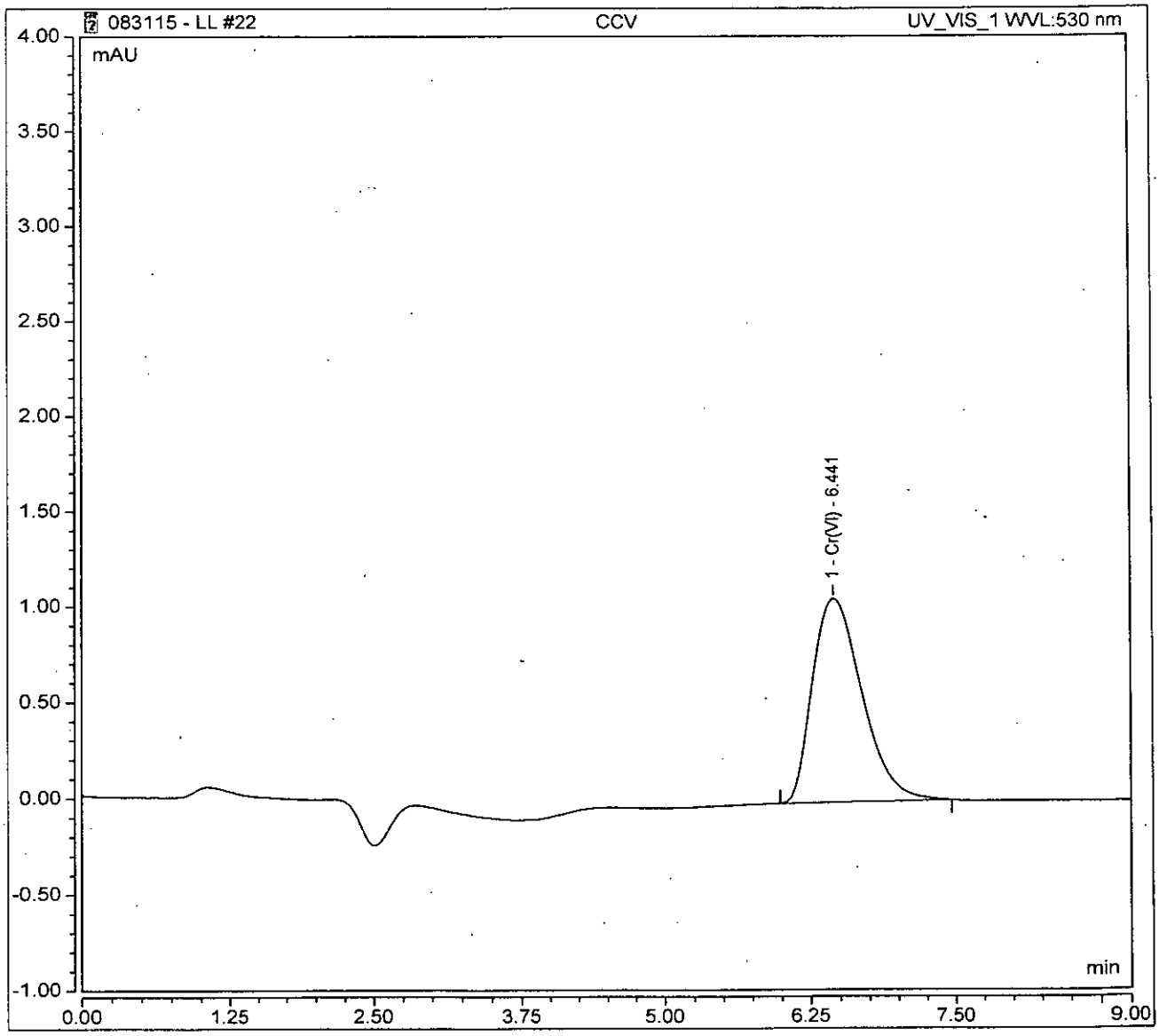

Chromeleon (c) Dionex 1996-2009
Version 6.1.1.1127

Peak Integration Report

Sample Name:	**CCB**	*Inj. Vol.:*	**500.00**
Injection Type:	**Unknown**	*Dilution Factor:*	**1.0000**
Processing Method:	**8-080715LL**	*Injection Number:*	**23**
Inj. Date / Time:	**31-Aug-2015 / 13:22**	*Sample Comment:*	**218.6 LL**

No.	Time min	Peak Name	Peak Type	Area mAU*min	Height mAU	Amount n.a.
TOTAL:				0.00	0.00	0.00

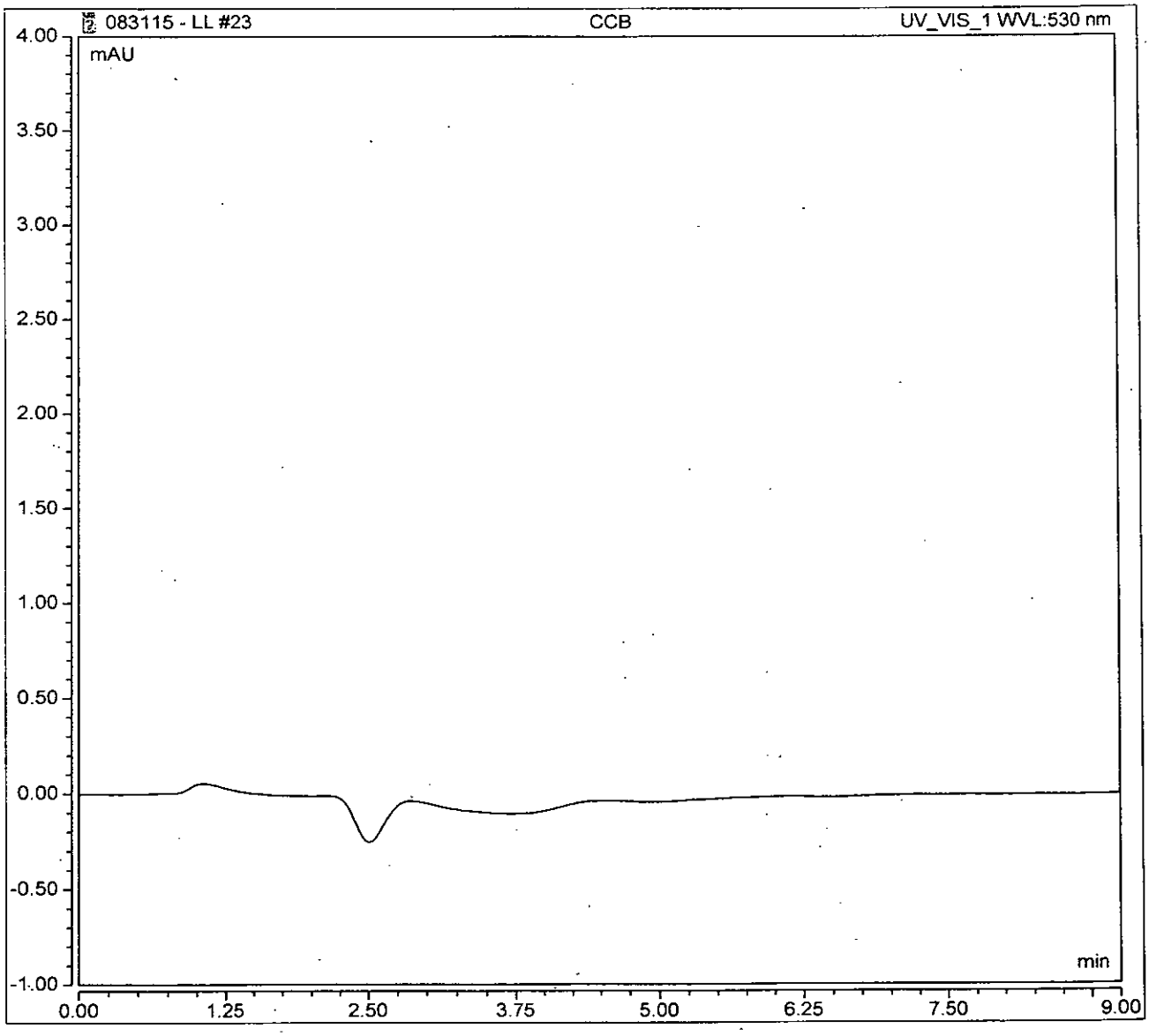

Chromeleon (c) Dionex 1996-2009
Version 7.1.1.1127

Peak Integration Report

Sample Name:	**R1506803-019 REPEAT**	*Inj. Vol.:*	**500.00**
Injection Type:	**Unknown**	*Dilution Factor:*	**1.0000**
Processing Method:	**8-080715LL**	*Injection Number:*	**24**
Inj. Date / Time:	**31-Aug-2015 / 13:34**	*Sample Comment:*	**218.6 LL**

No.	Time min	Peak Name	Peak Type	Area mAU*min	Height mAU	Amount ppb
1	6.38	Cr(VI)	BMB	0.039	0.090	0.0383
TOTAL:				0.04	0.09	0.04

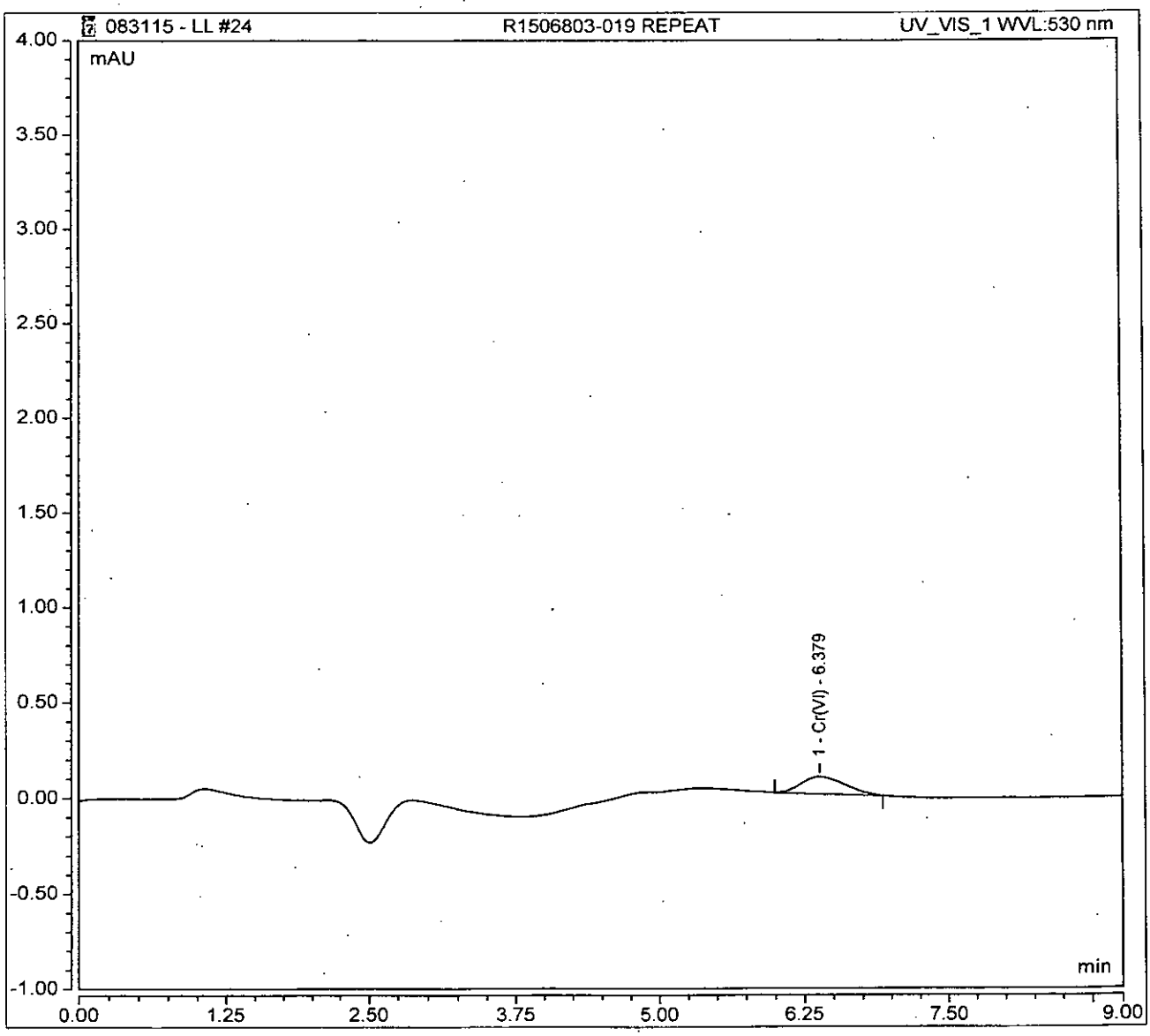

Chromeleon (c) Dionex 1996-2009
Version 7.1.1.1127

Peak Integration Report

Sample Name:	**R1507139-001**	*Inj. Vol.:*	**500.00**
Injection Type:	**Unknown**	*Dilution Factor:*	**1.0000**
Processing Method:	**8-080715LL**	*Injection Number:*	**25**
Inj. Date / Time:	**31-Aug-2015 / 13:46**	*Sample Comment:*	**218.6 LL**

No.	Time min	Peak Name	Peak Type	Area mAU*min	Height mAU	Amount ppb
2	6.38	Cr(VI)	BMB	0.530	1.075	0.5020
TOTAL:				0.53	1.07	0.50

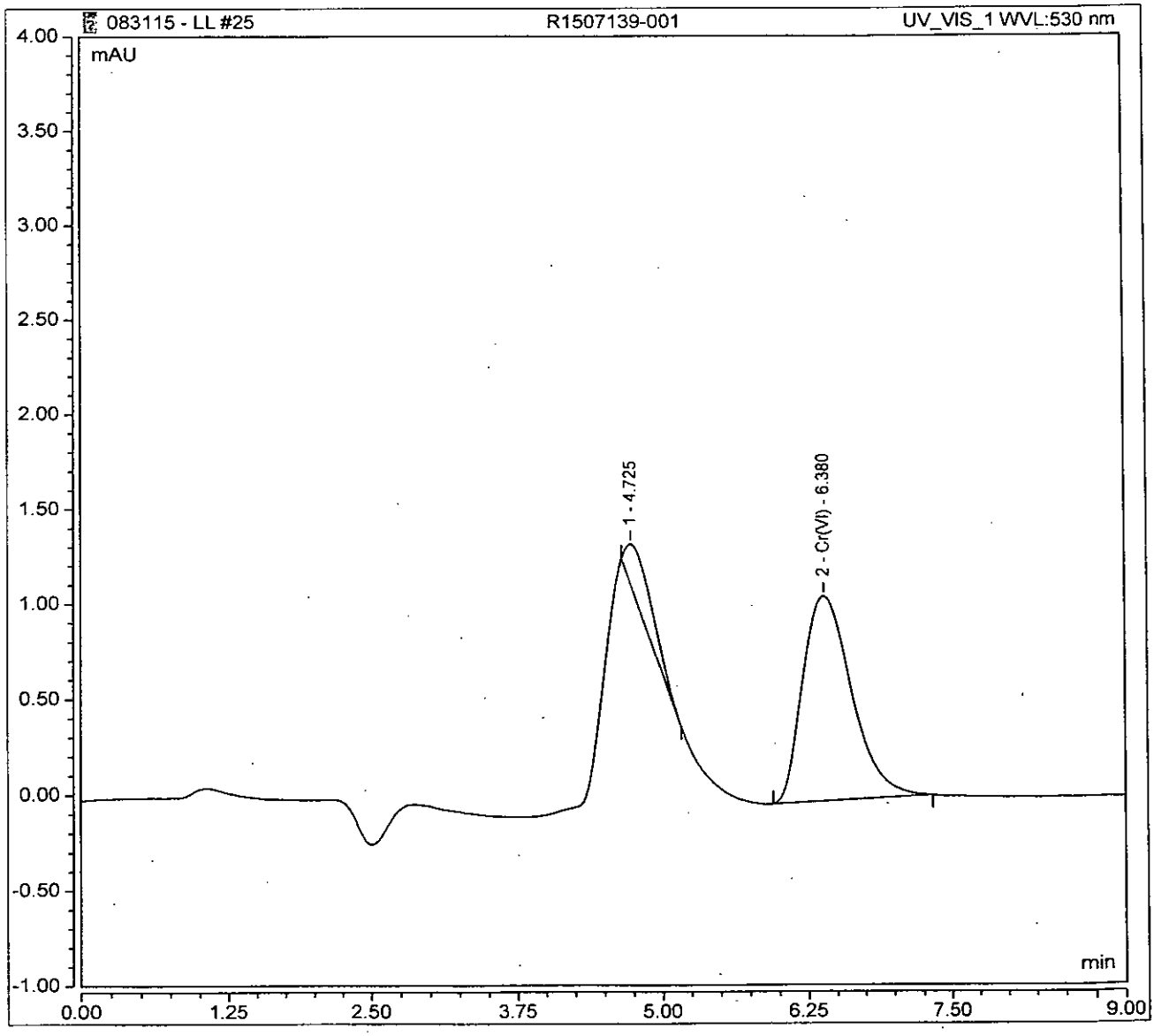

Chromeleon (c) Dionex 1996-2009
Version 7.1.1.1127

Peak Integration Report

Sample Name:	**R1507139-002**	*Inj. Vol.:*	**500.00**
Injection Type:	**Unknown**	*Dilution Factor:*	**1.0000**
Processing Method:	**8-080715LL**	*Injection Number:*	**26**
Inj. Date / Time:	**31-Aug-2015 / 13:58**	*Sample Comment:*	**218.6 LL**

No.	Time min	Peak Name	Peak Type	Area mAU*min	Height mAU	Amount ppb
2	6.42	Cr(VI)	BMB	0.106	0.220	0.1014
TOTAL:				0.11	0.22	0.10

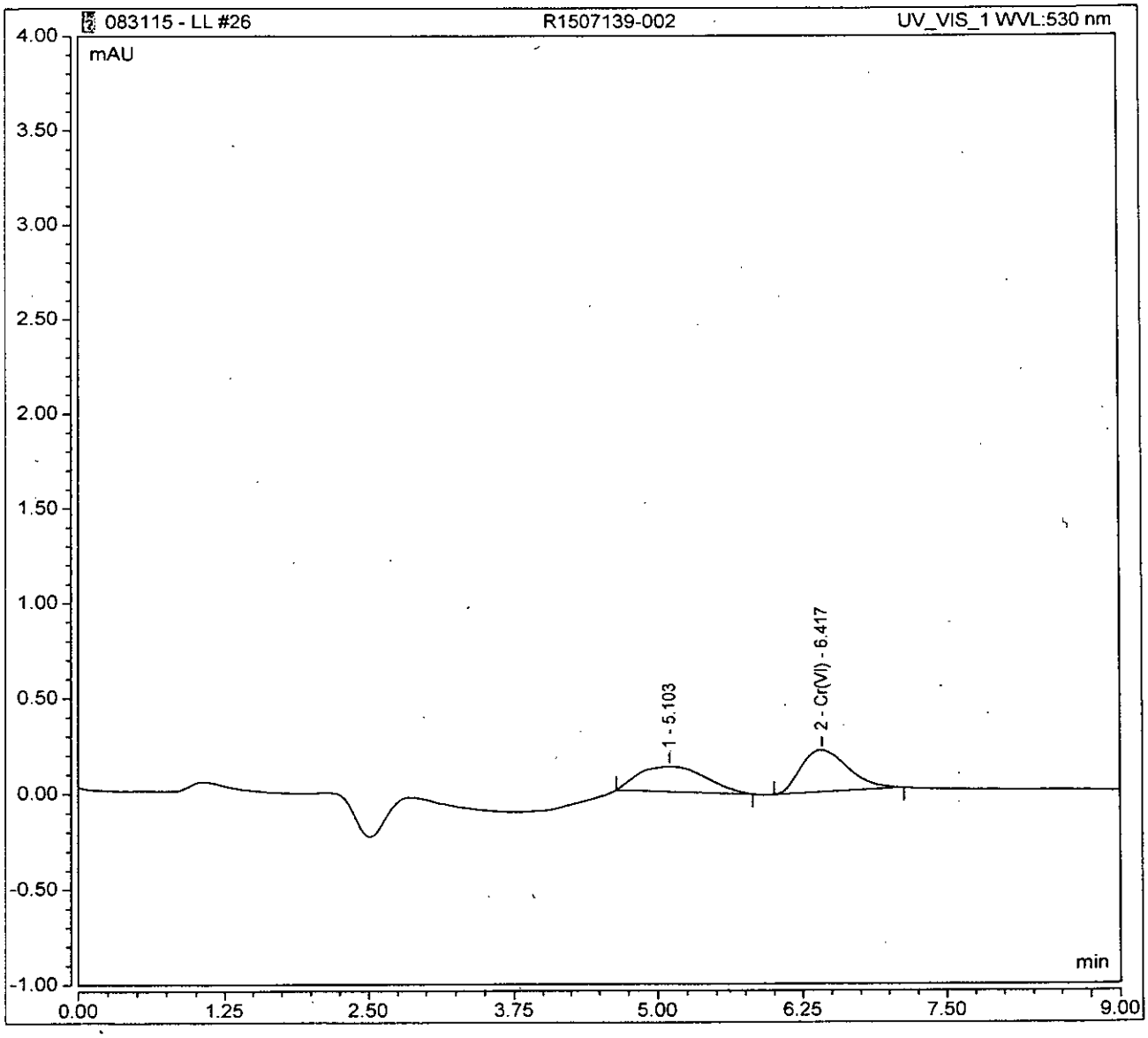

Chromeleon (c) Dionex 1996-2009
Version 7.1.1.1127

Peak Integration Report

Sample Name:	**R1507139-003**	*Inj. Vol.:*	**500.00**
Injection Type:	**Unknown**	*Dilution Factor:*	**1.0000**
Processing Method:	**8-080715LL**	*Injection Number:*	**27**
Inj. Date / Time:	**31-Aug-2015 / 14:10**	*Sample Comment:*	**218.6 LL**

No.	Time min	Peak Name	Peak Type	Area mAU*min	Height mAU	Amount ppb
1	6.44	Cr(VI)	BMB	0.061	0.132	0.0589
TOTAL:				0.06	0.13	0.06

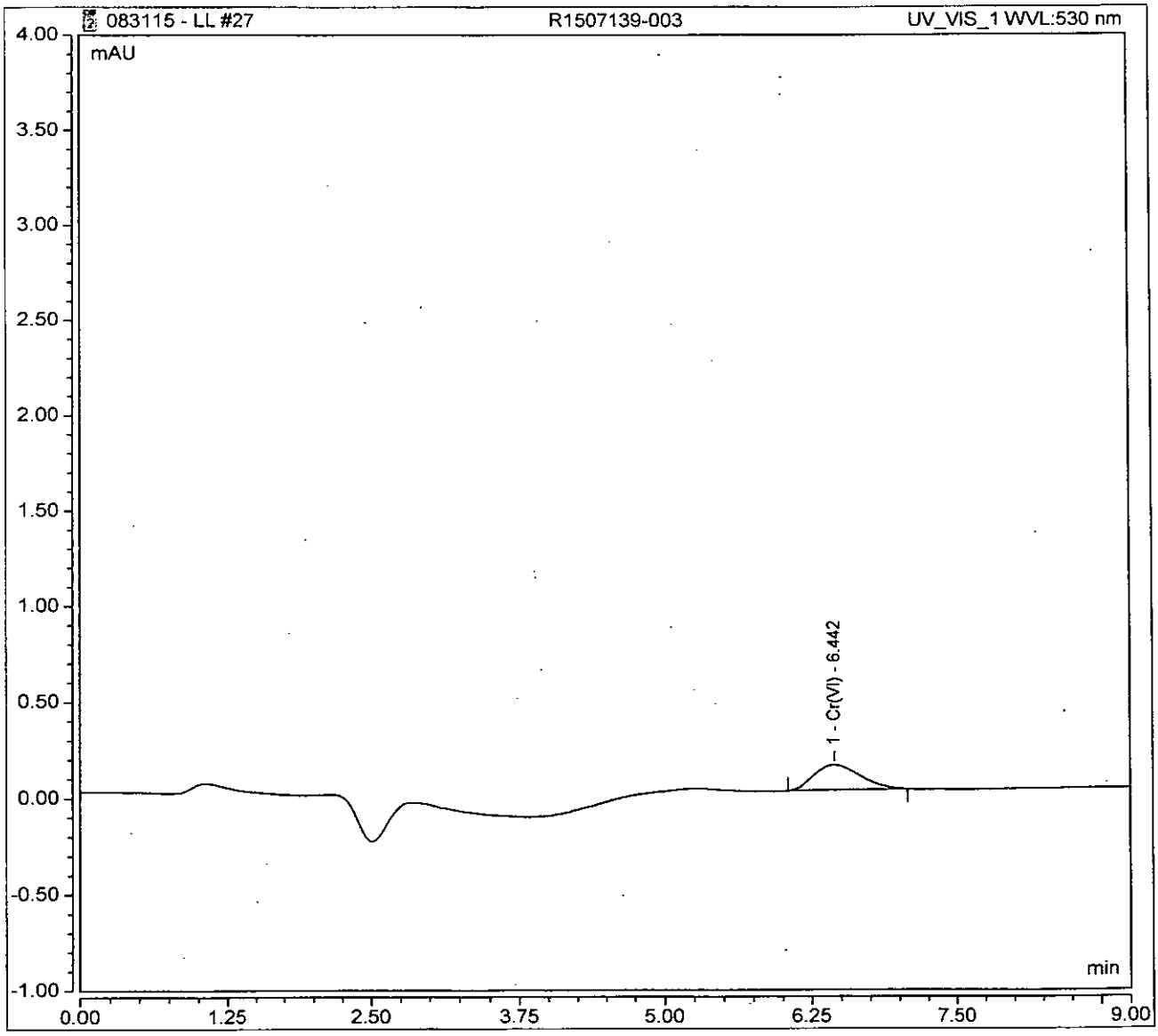

Chromeleon (c) Dionex 1996-2009
Version 7.1.1.1127

Peak Integration Report

Sample Name:	**R1507139-004**	*Inj. Vol.:*	**500.00**
Injection Type:	**Unknown**	*Dilution Factor:*	**1.0000**
Processing Method:	**8-080715LL**	*Injection Number:*	**28**
Inj. Date / Time:	**31-Aug-2015 / 14:22**	*Sample Comment:*	**218.6 LL**

No.	Time min	Peak Name	Peak Type	Area mAU*min	Height mAU	Amount ppb
1	6.32	Cr(VI)	BMB	0.396	0.813	0.3755
TOTAL:				0.40	0.81	0.38

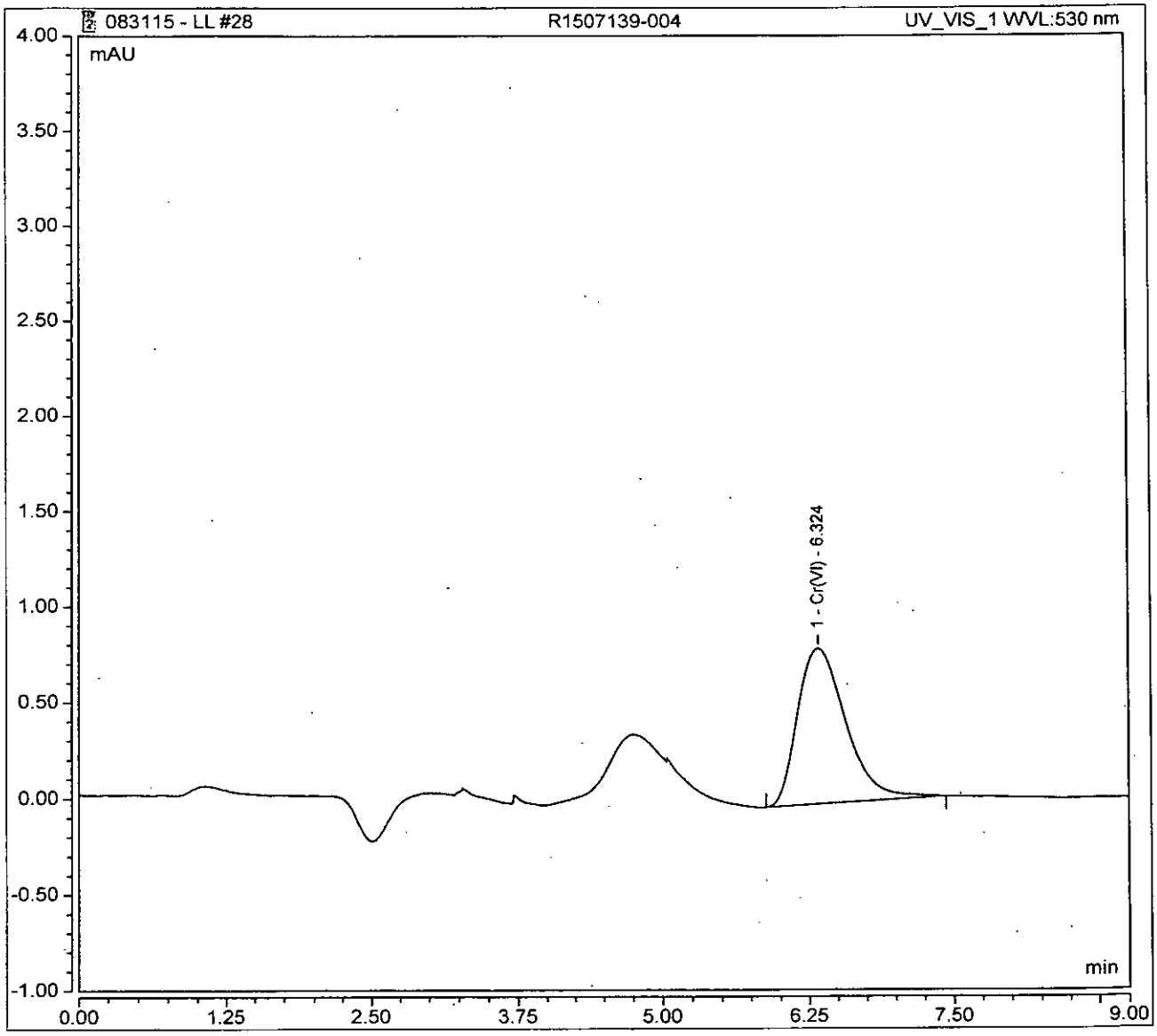

Chromeleon (c) Dionex 1996-2009
Version 7.1.1.1127

Peak Integration Report

Sample Name:	**R1507139-005**	*Inj. Vol.:*	**500.00**
Injection Type:	**Unknown**	*Dilution Factor:*	**1.0000**
Processing Method:	**8-080715LL**	*Injection Number:*	**29**
Inj. Date / Time:	**31-Aug-2015 / 14:33**	*Sample Comment:*	**218.6 LL**

No.	Time min	Peak Name	Peak Type	Area mAU*min	Height mAU	Amount ppb
2	6.41	Cr(VI)	BMB	3.819	7.819	3.6072
TOTAL:				3.82	7.82	3.61

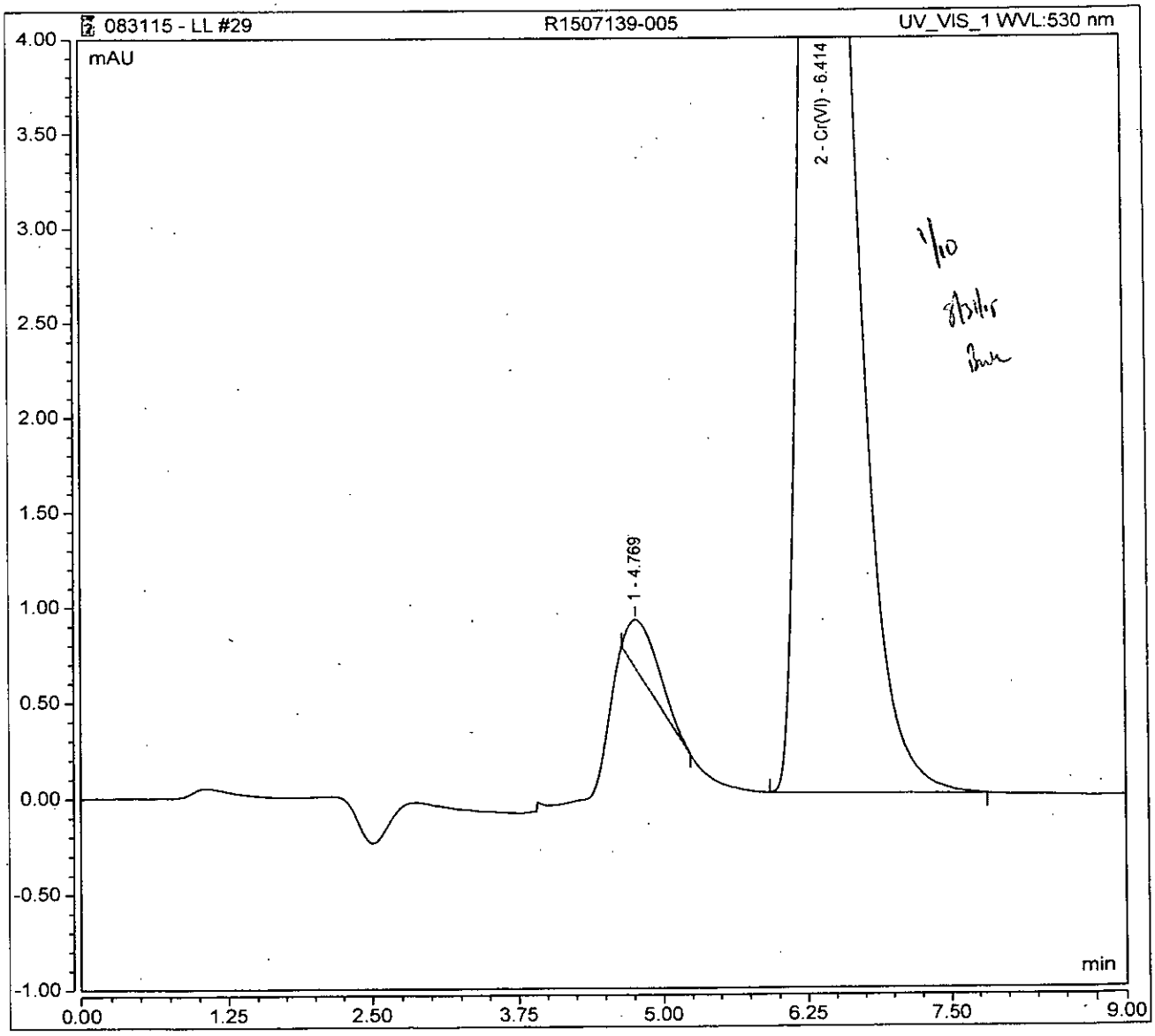

Chromeleon (c) Dionex 1996-2009
Version 6.1.1.1127

Peak Integration Report

Sample Name:	**R1507139-006**	*Inj. Vol.:*	**500.00**
Injection Type:	**Unknown**	*Dilution Factor:*	**1.0000**
Processing Method:	**8-080715LL**	*Injection Number:*	**30**
Inj. Date / Time:	**31-Aug-2015 / 14:45**	*Sample Comment:*	**218.6 LL**

No.	Time min	Peak Name	Peak Type	Area mAU*min	Height mAU	Amount n.a.
TOTAL:				0.00	0.00	0.00

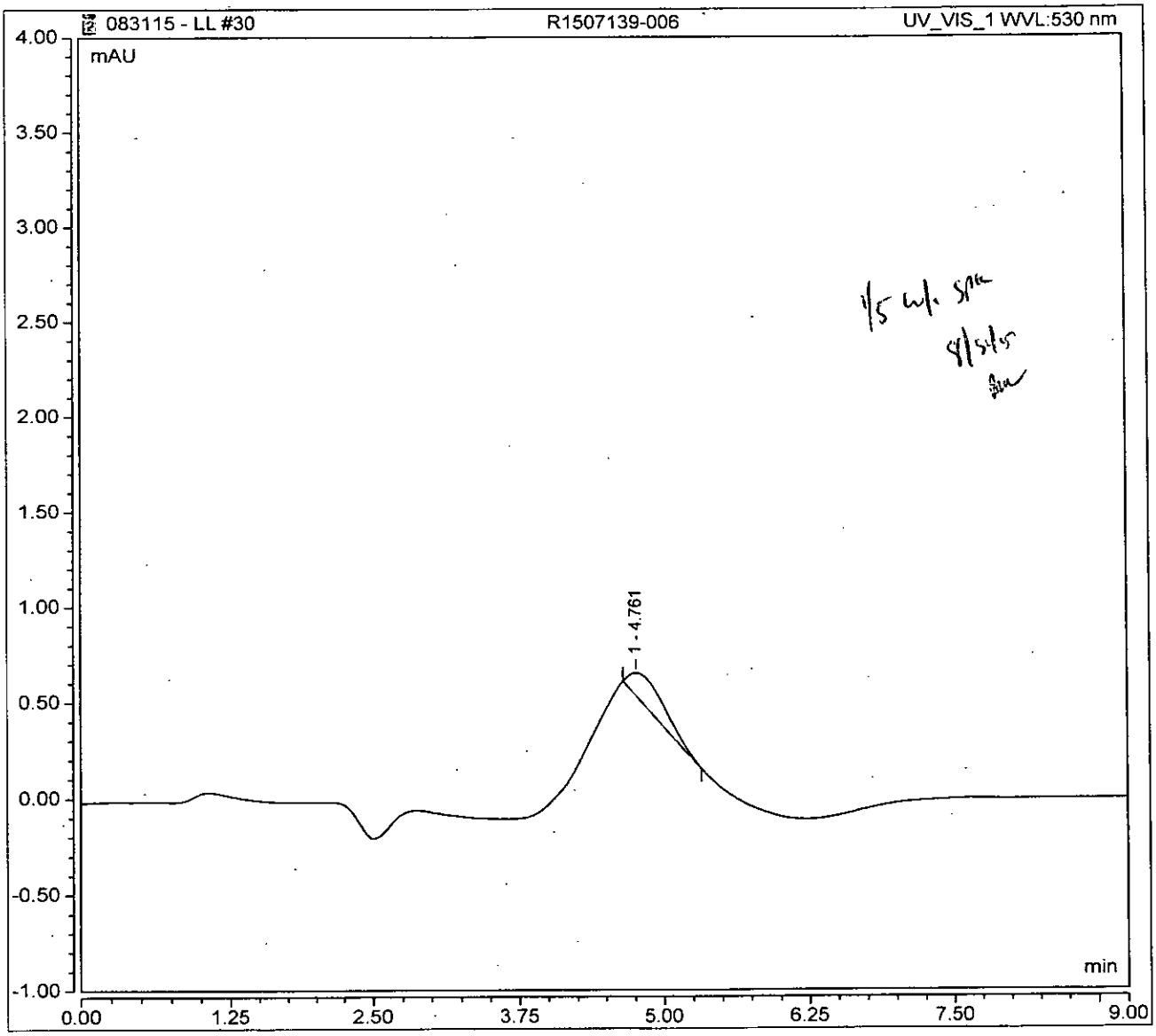

Chromeleon (c) Dionex 1996-2009
Version 7.1.1.1127

Peak Integration Report

Sample Name:	**R1507139-007**	*Inj. Vol.:*	**500.00**
Injection Type:	**Unknown**	*Dilution Factor:*	**1.0000**
Processing Method:	**8-080715LL**	*Injection Number:*	**31**
Inj. Date / Time:	**31-Aug-2015 / 14:57**	*Sample Comment:*	**218.6 LL**

No.	Time min	Peak Name	Peak Type	Area mAU*min	Height mAU	Amount n.a.
TOTAL:				0.00	0.00	0.00

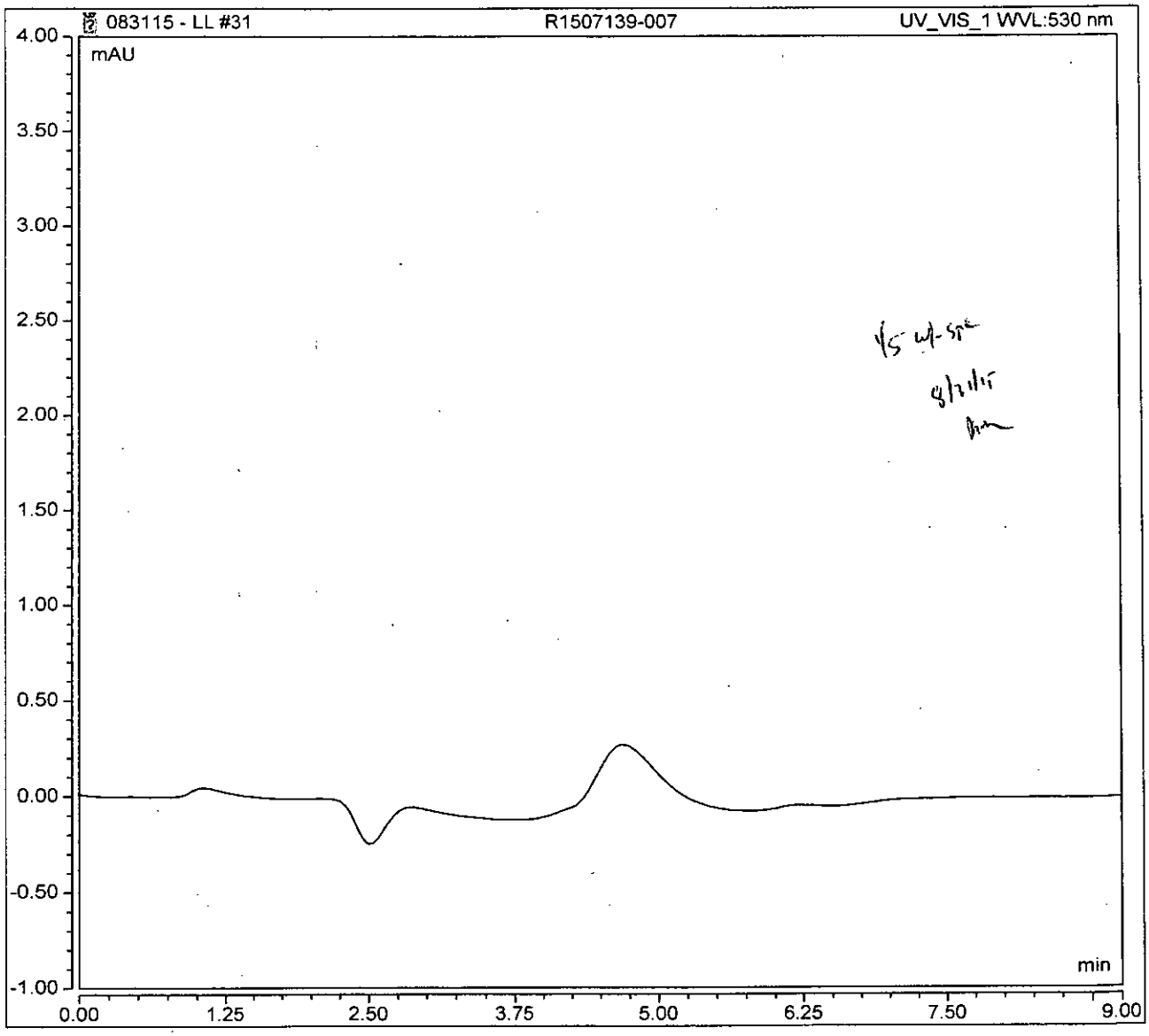

Chromeleon (c) Dionex 1996-2009
Version 6.1.1.1127

Peak Integration Report

Sample Name:	**R1507139-008**	*Inj. Vol.:*	**500.00**
Injection Type:	**Unknown**	*Dilution Factor:*	**1.0000**
Processing Method:	**8-080715LL**	*Injection Number:*	**32**
Inj. Date / Time:	**31-Aug-2015 / 15:09**	*Sample Comment:*	**218.6 LL**

No.	Time min	Peak Name	Peak Type	Area mAU*min	Height mAU	Amount n.a.
TOTAL:				0.00	0.00	0.00

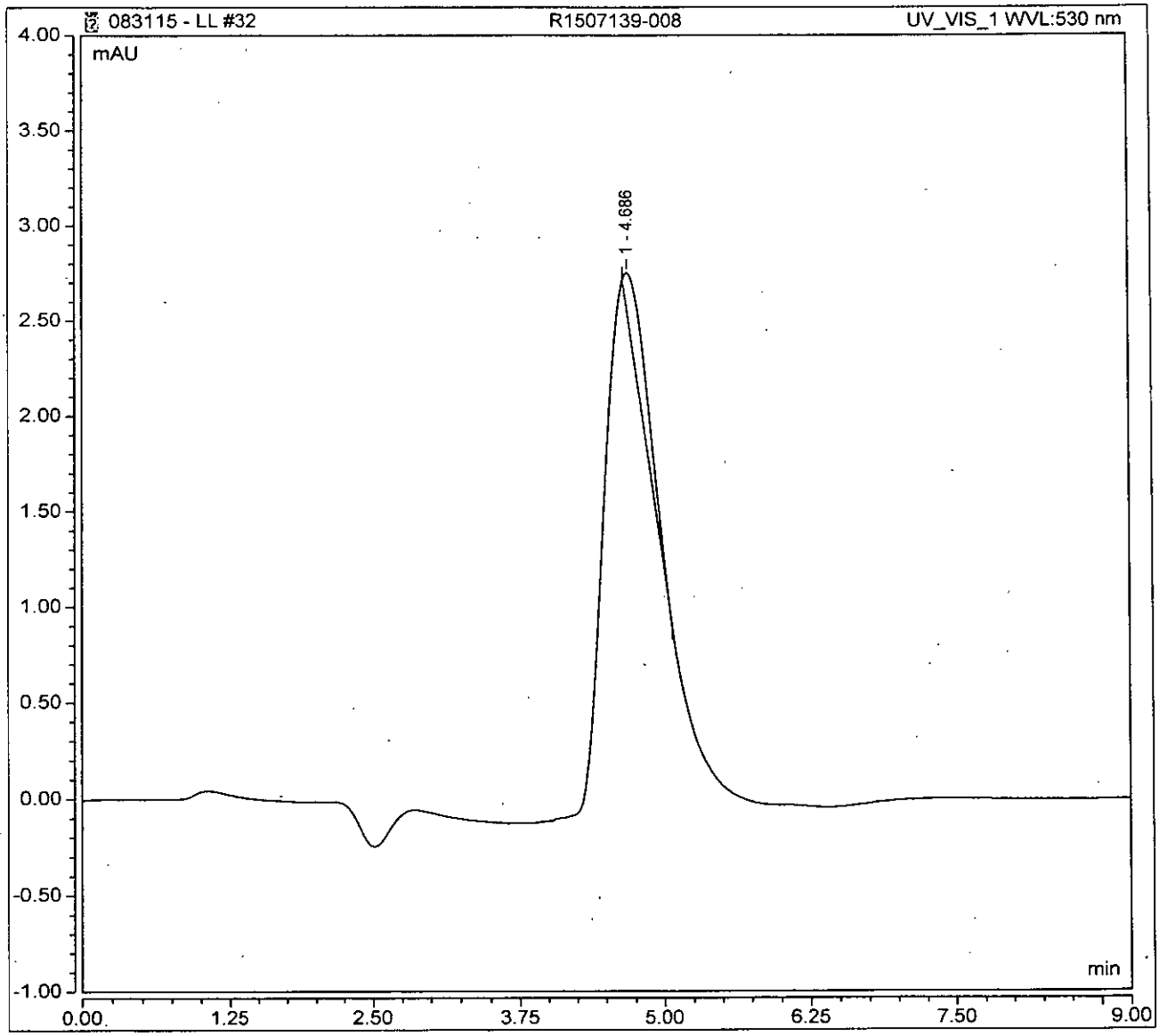

Peak Integration Report

Sample Name:	**R1507139-009**	*Inj. Vol.:*	**500.00**
Injection Type:	**Unknown**	*Dilution Factor:*	**1.0000**
Processing Method:	**8-080715LL**	*Injection Number:*	**33**
Inj. Date / Time:	**31-Aug-2015 / 15:21**	*Sample Comment:*	**218.6 LL**

No.	Time min	Peak Name	Peak Type	Area mAU*min	Height mAU	Amount ppb
1	6.39	Cr(VI)	BMB	0.151	0.304	0.1440
TOTAL:				0.15	0.30	0.14

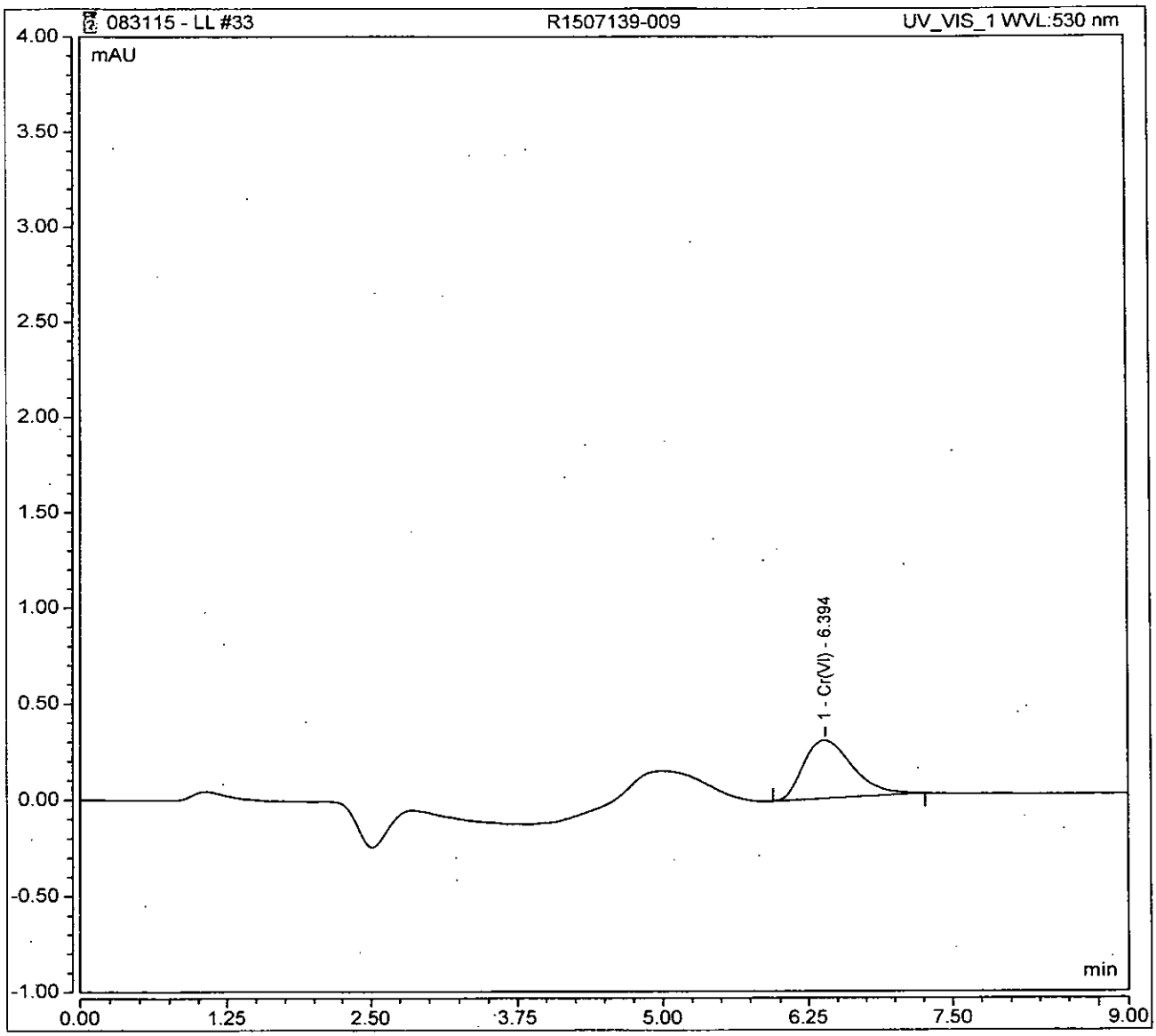

Chromeleon (c) Dionex 1996-2009
Version 7.1.1.1127

Peak Integration Report

Sample Name:	**CCV**	*Inj. Vol.:*	**500.00**
Injection Type:	**Unknown**	*Dilution Factor:*	**1.0000**
Processing Method:	**8-080715LL**	*Injection Number:*	**34**
Inj. Date / Time:	**31-Aug-2015 / 15:33**	*Sample Comment:*	**218.6 LL**

No.	Time min	Peak Name	Peak Type	Area mAU*min	Height mAU	Amount ppb
1	6.43	Cr(VI)	BMB	0.530	1.080	0.5016
TOTAL:				0.53	1.08	0.50

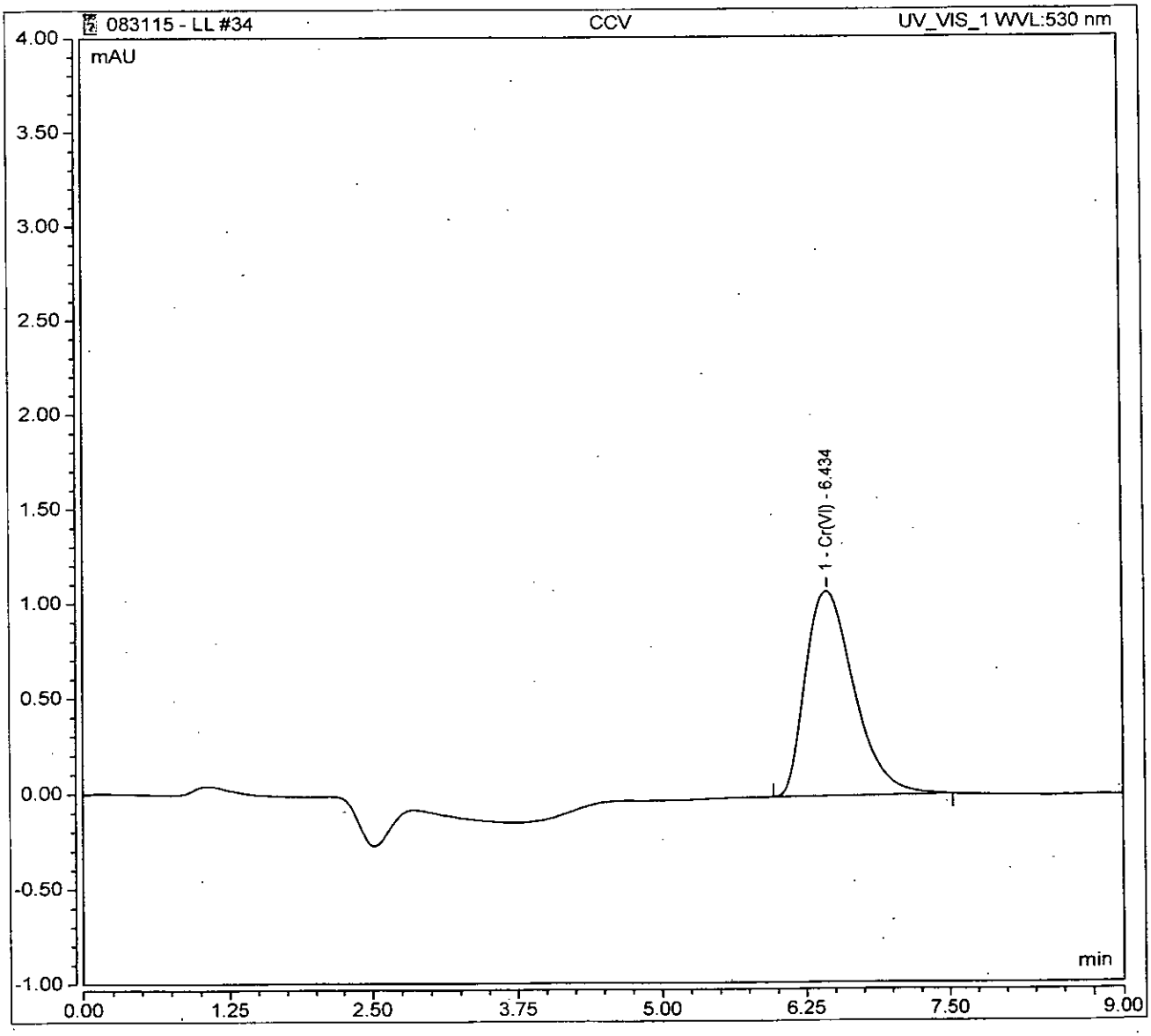

Chromeleon (c) Dionex 1996-2009
Version 7.1.1.1127

Peak Integration Report

Sample Name:	CCB	*Inj. Vol.:*	500.00
Injection Type:	Unknown	*Dilution Factor:*	1.0000
Processing Method:	8-080715LL	*Injection Number:*	35
Inj. Date / Time:	31-Aug-2015 / 15:45	*Sample Comment:*	218.6 LL

No.	Time min	Peak Name	Peak Type	Area mAU*min	Height mAU	Amount n.a.
TOTAL:				0.00	0.00	0.00

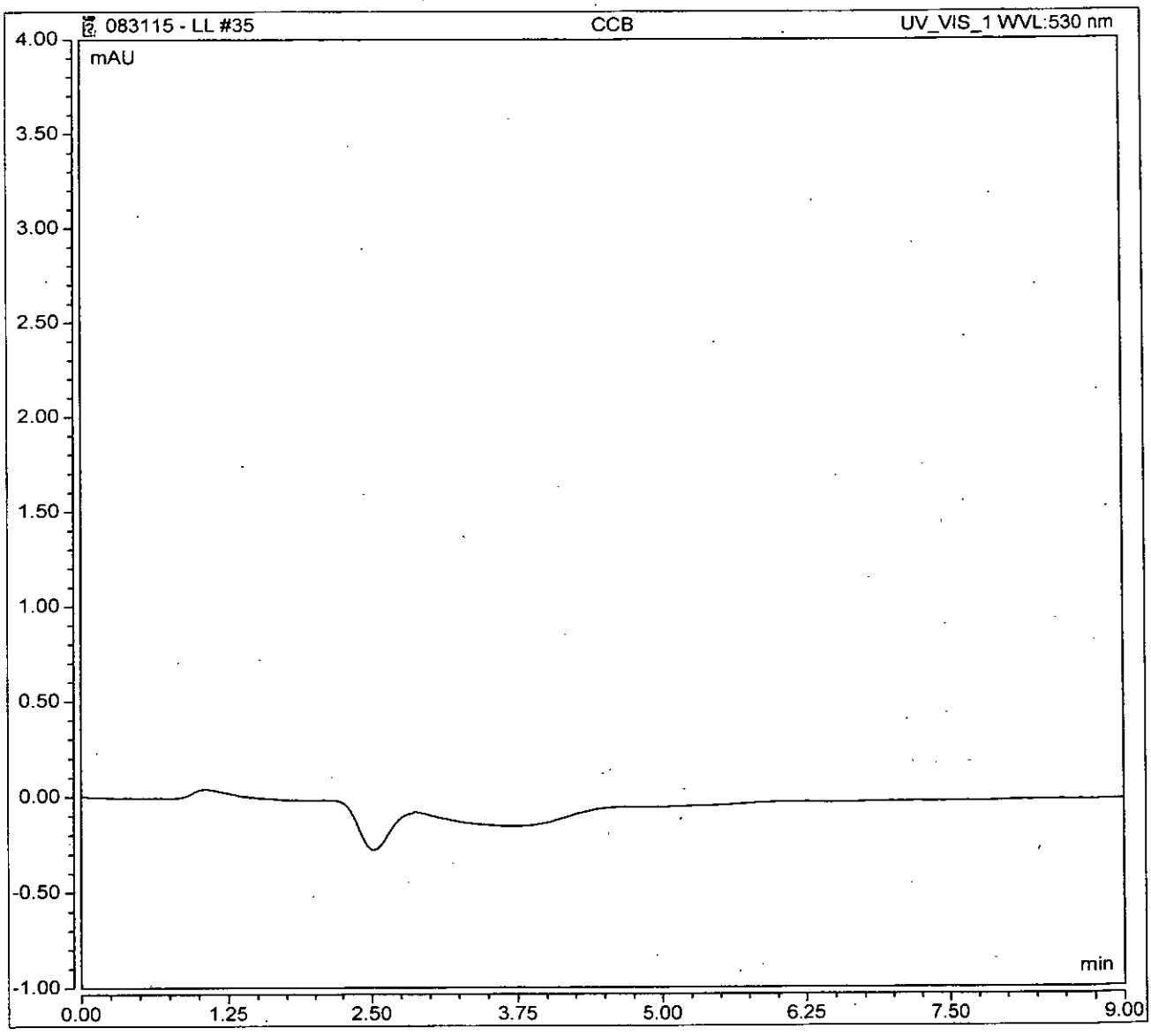

ALS Environmental

1565 Jefferson Road, Building 300, Suite 360; Rochester, NY 14623

Ion Chromatography Cover Sheet

Instrument: IC#8 – Dionex 2100, AXP Reagent Pump, ICS Series UV/Vis VWD

Column: AS7 Analytical Column (S/N 001384) / AG7 Guard Column (S/N 001363)

Analytical Column installed 07/09/14

Curve Date: 08/07/15 **Loop size:** _200 uL Loop_____

Analyst: _____ **Analysis Date:** _____

CALIBRATION CURVE FOR THIS METHOD IS LINEAR

Method Filename: 8-080715LL

Standards Prep Dates & Log ID's:

Std Type	*Date Rec'd*	*Log ID*		*Std Type*	*Prep Date*	*Log ID*
Calibration Standard Stock	09/23/14	WC140066D		Calibration Stds	08/07/15	Same as WC126208E
LCS / MS Soluble Stock	09/23/14	WC140066D		I/CCB	Daily	Same as WC126209B
I/CCV Standard Stock	02/05/15	WC140152H		I/CCV	Daily	Same as WC126209A
LCS	Daily	Same as WC126209C		Matrix Spike	Daily	Same as WC126209D

Retention times must be within ten percent of original RT as determined by Standard 5 – 6.491 minutes

All analyses are reviewed to ensure that peak integration is performed properly from baseline to baseline.

Peak Integration Report

Sample Name:	**STANDARD 1**	*Inj. Vol.:*	**500.00**
Injection Type:	**Calibration Standard**	*Dilution Factor:*	**1.0000**
Processing Method:	**8-080715LL**	*Injection Number:*	**1**
Inj. Date / Time:	**07-Aug-2015 / 11:20**	*Sample Comment:*	**218.6 LL**

No.	Time min	Peak Name	Peak Type	Area mAU*min	Height mAU	Amount n.a.
TOTAL:				0.00	0.00	0.00

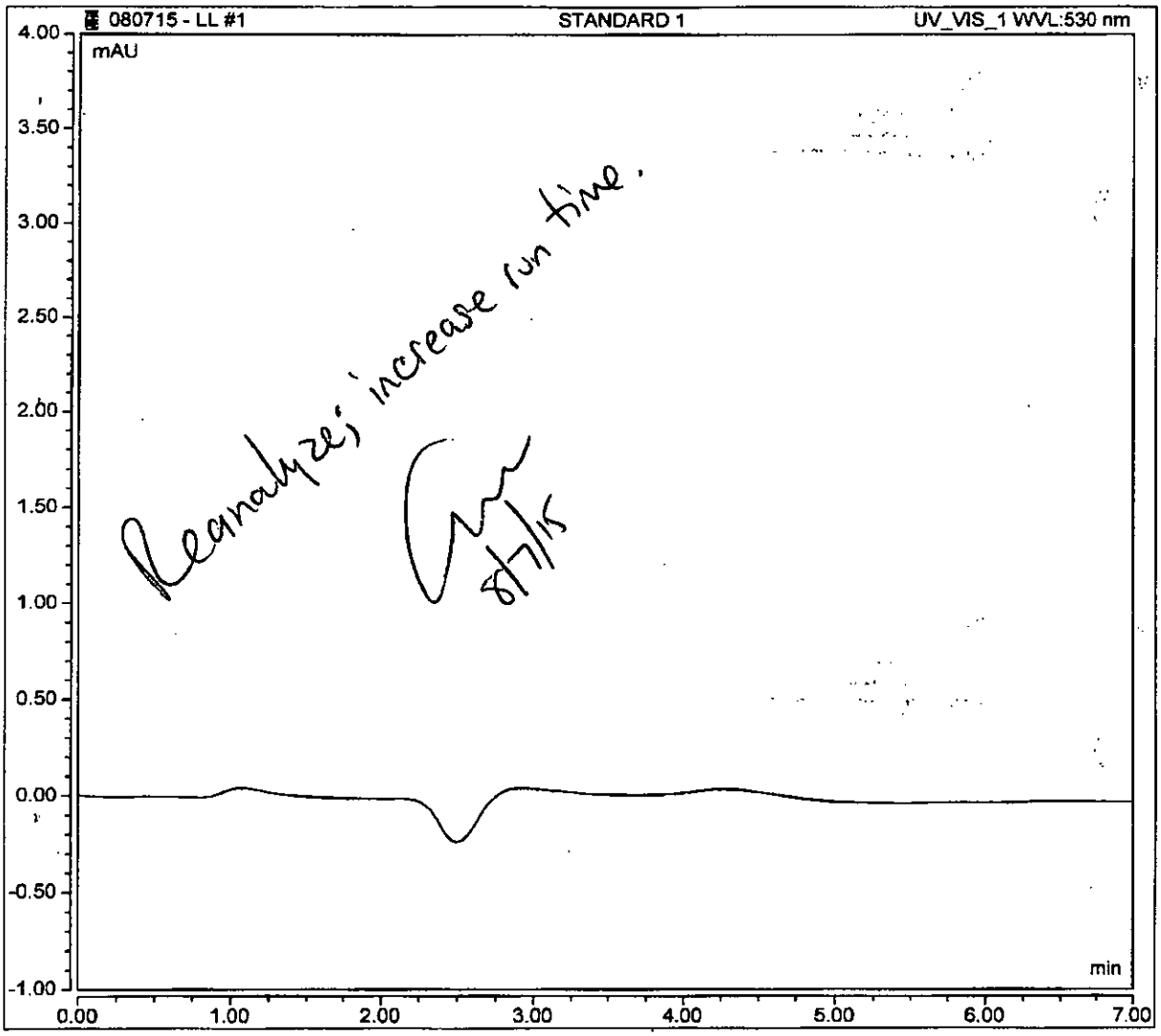

Chromeleon (c) Dionex 1996-2009
Version 7.1.1.1127

00281

Peak Integration Report

Sample Name:	**STANDARD 2**	*Inj. Vol.:*	**500.00**
Injection Type:	**Calibration Standard**	*Dilution Factor:*	**1.0000**
Processing Method:	**8-080715LL**	*Injection Number:*	**2**
Inj. Date / Time:	**07-Aug-2015 / 11:30**	*Sample Comment:*	**218.6 LL**

No.	Time min	Peak Name	Peak Type	Area mAU*min	Height mAU	Amount n.a.
		TOTAL:		0.00	0.00	0.00

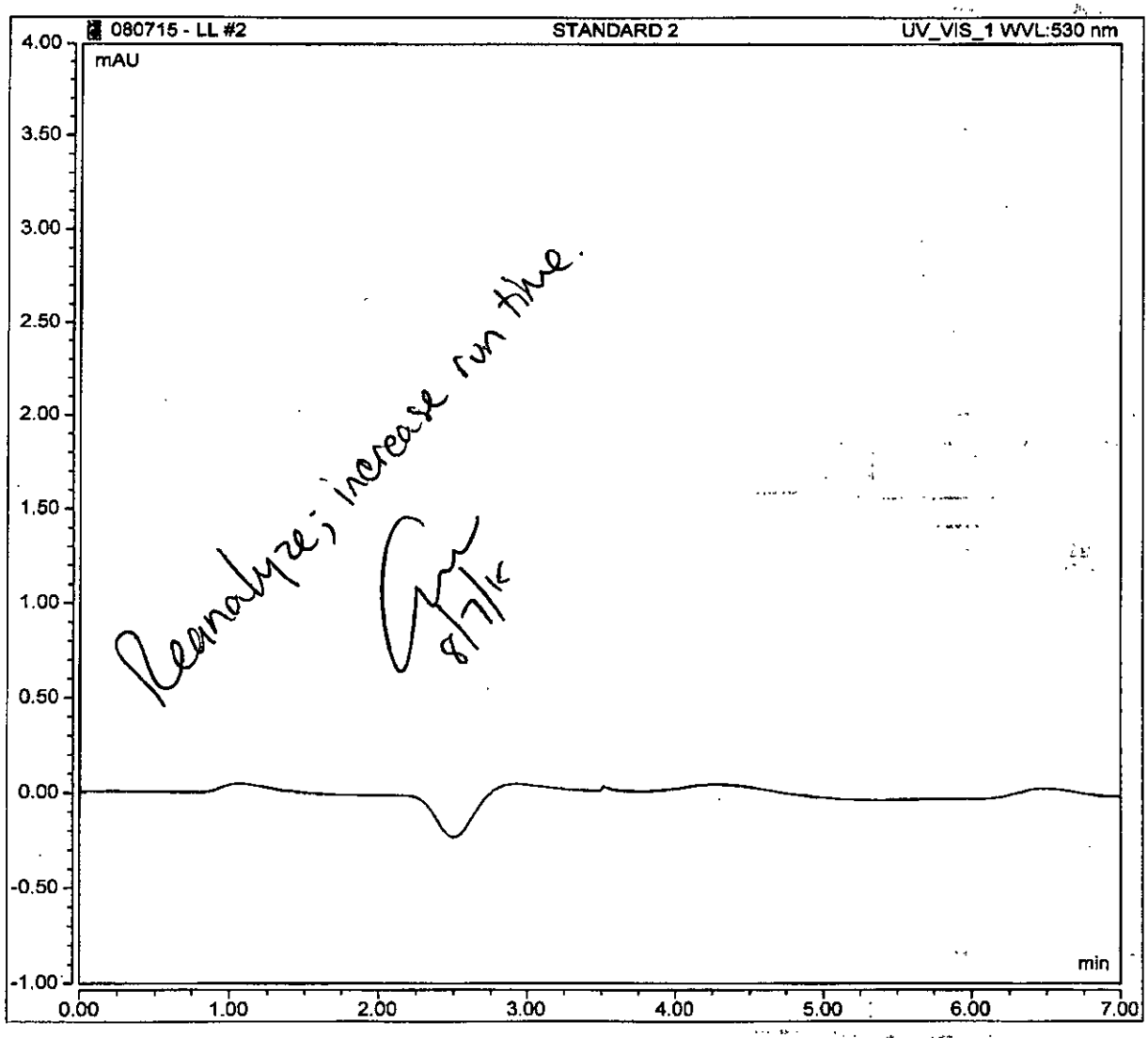

Peak Integration Report

Sample Name:	**STANDARD 3**	*Inj. Vol.:*	**500.00**
Injection Type:	**Calibration Standard**	*Dilution Factor:*	**1.0000**
Processing Method:	**8-080716LL**	*Injection Number:*	**3**
Inj. Date / Time:	**07-Aug-2015 / 11:40**	*Sample Comment:*	**218.6 LL**

No.	Time min	Peak Name	Peak Type	Area mAU*min	Height mAU	Amount ppb
1	6.49	Cr(VI)	BMB	0.102	0.217	0.0975
TOTAL:				0.10	0.22	0.10

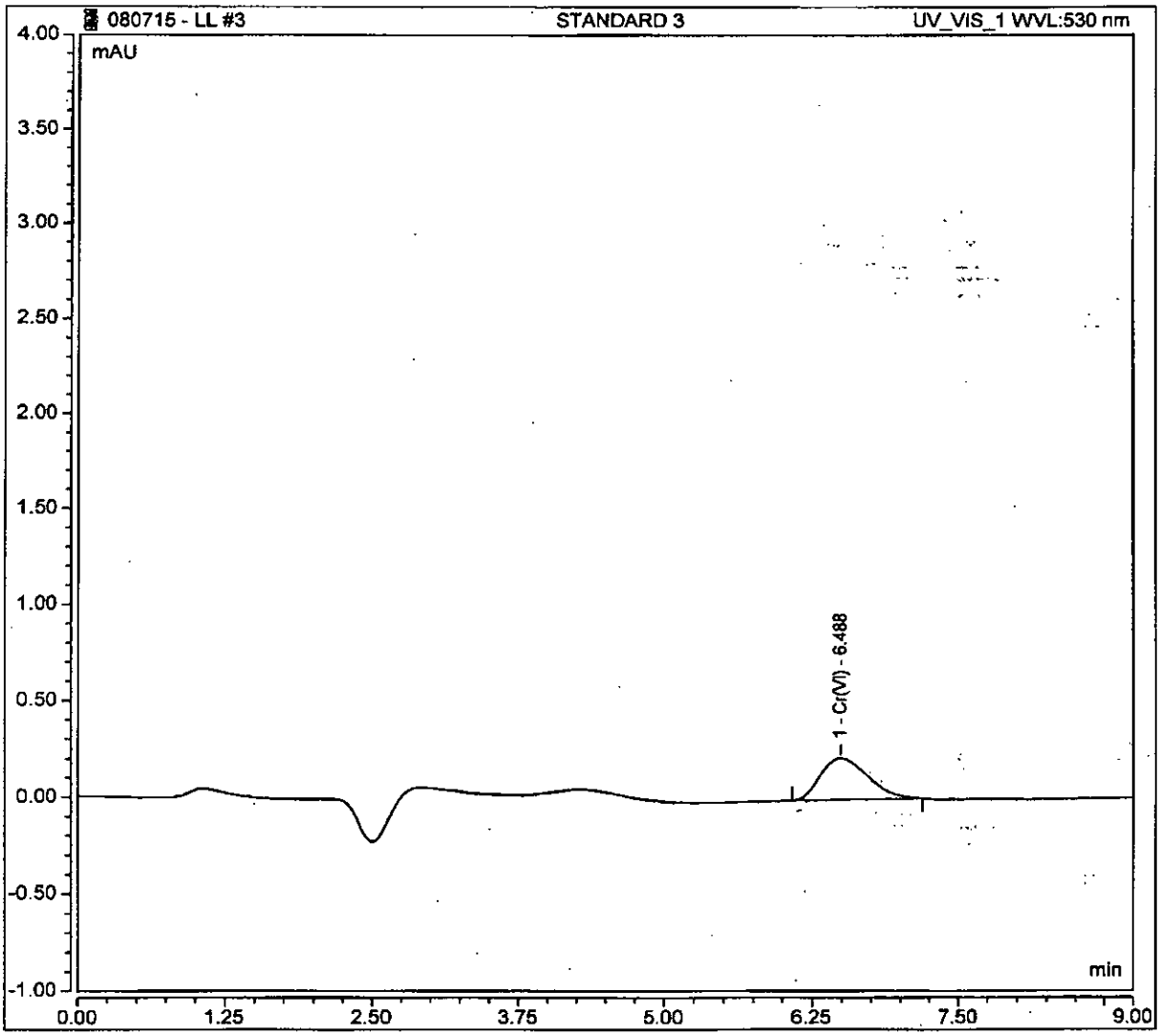

CK 8/12/15
98%

Chromeleon (c) Dionex 1996-2009
Version 7.1.1.1127

00283

Peak Integration Report

Sample Name:	**STANDARD 4**	*Inj. Vol.:*	**500.00**
Injection Type:	**Calibration Standard**	*Dilution Factor:*	**1.0000**
Processing Method:	**8-080716LL**	*Injection Number:*	**4**
Inj. Date / Time:	**07-Aug-2015 / 11:52**	*Sample Comment:*	**218.6 LL**

No.	Time min	Peak Name	Peak Type	Area mAU*min	Height mAU	Amount ppb
1	6.49	Cr(VI)	BMB	0.207	0.435	0.1963
TOTAL:				0.21	0.43	0.20

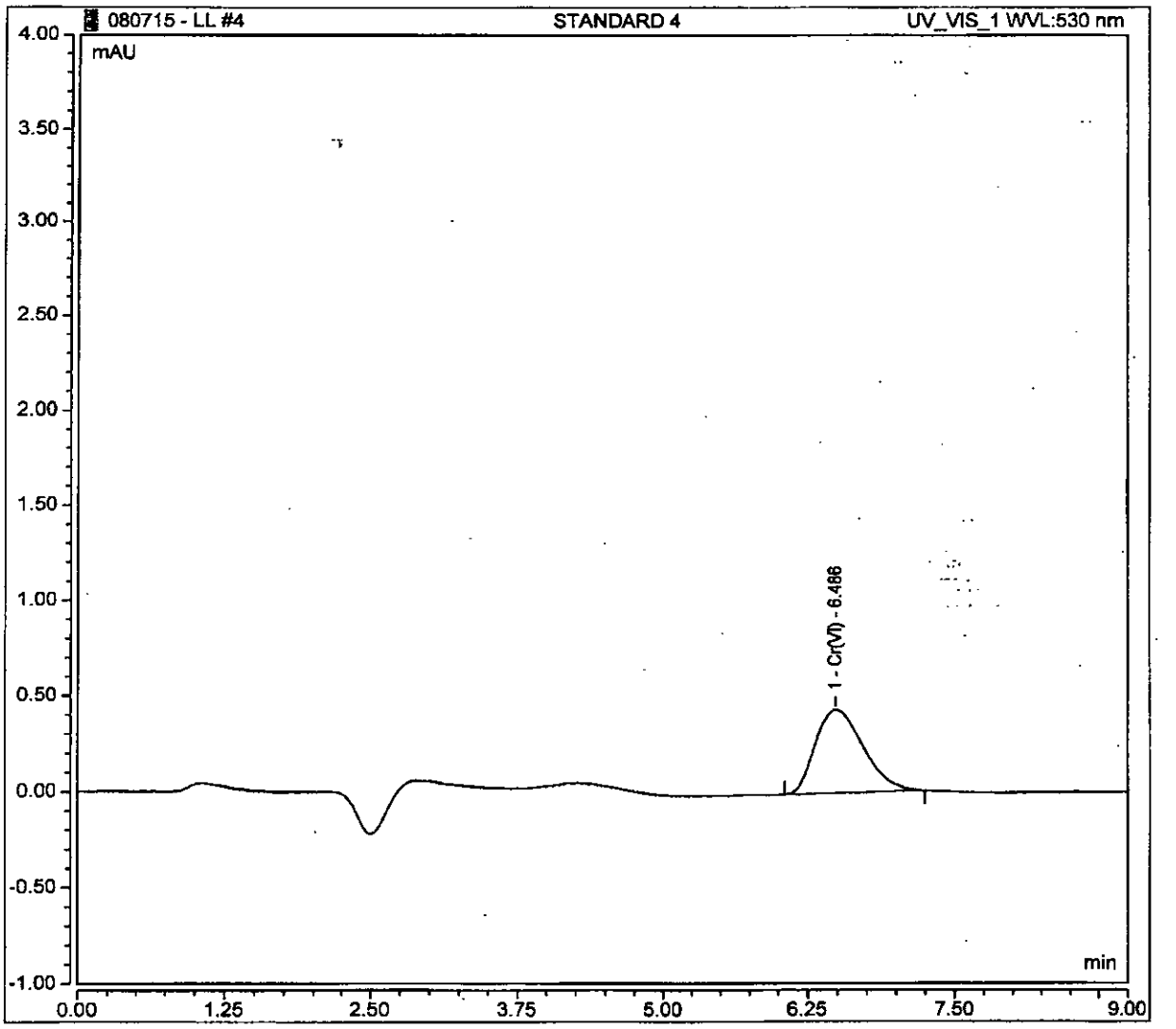

CL 8/12/15
98.1.

Chromeleon (c) Dionex 1996-2009
Version 7.1.1.1127

00284

Peak Integration Report

Sample Name:	**STANDARD 5**	*Inj. Vol.:*	**500.00**
Injection Type:	**Calibration Standard**	*Dilution Factor:*	**1.0000**
Processing Method:	**8-080715LL**	*Injection Number:*	**5**
Inj. Date / Time:	**07-Aug-2015 / 12:04**	*Sample Comment:*	**218.6 LL**

No.	Time min	Peak Name	Peak Type	Area mAU*min	Height mAU	Amount ppb
1	6.49	Cr(VI)	BMB	0.520	1.083	0.4925
TOTAL:				0.52	1.08	0.49

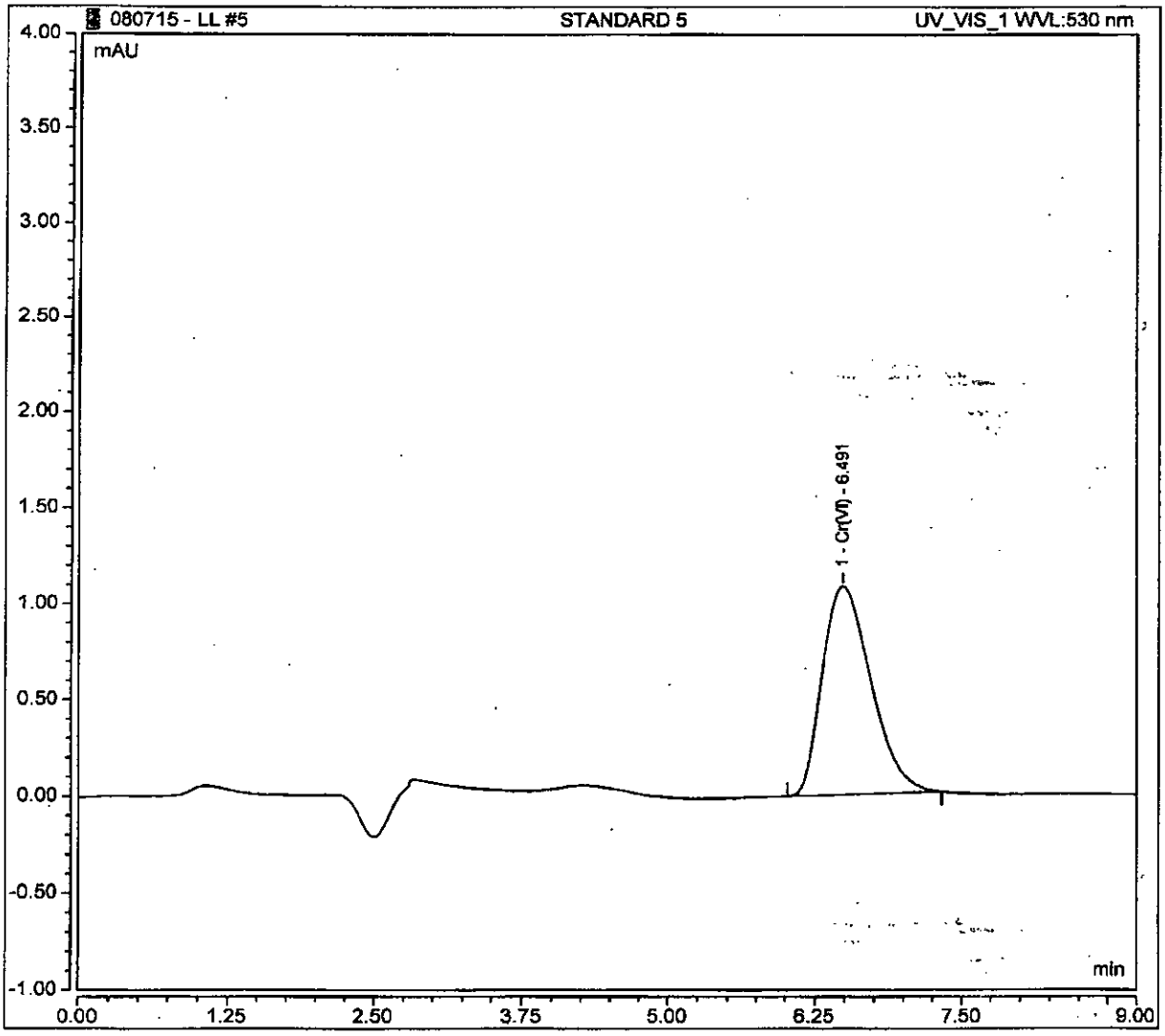

CK 8/12/15
99%

Peak Integration Report

Sample Name:	**STANDARD 6**	*Inj. Vol.:*	**500.00**
Injection Type:	**Calibration Standard**	*Dilution Factor:*	**1.0000**
Processing Method:	**8-080715LL**	*Injection Number:*	**6**
Inj. Date / Time:	**07-Aug-2015 / 12:16**	*Sample Comment:*	**218.6 LL**

No.	Time min	Peak Name	Peak Type	Area mAU*min	Height mAU	Amount ppb
1	6.49	Cr(VI)	BMB	0.743	1.532	0.7030
TOTAL:				0.74	1.53	0.70

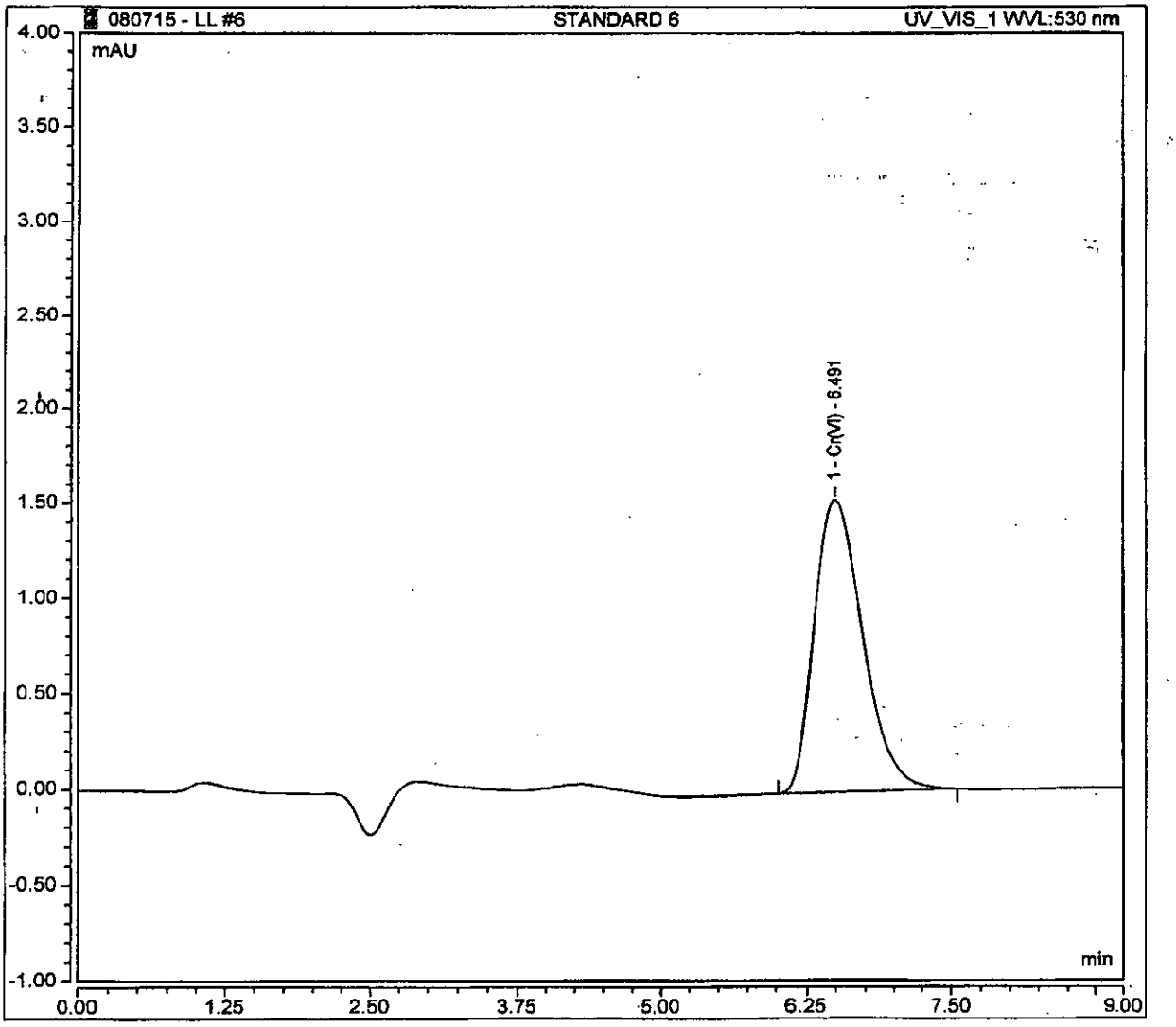

CK 8/12/15
100%

Chromeleon (c) Dionex 1996-2009
Version 7.1.1.1127

00286

Peak Integration Report

Sample Name:	**STANDARD 7**	*Inj. Vol.:*	**500.00**
Injection Type:	**Calibration Standard**	*Dilution Factor:*	**1.0000**
Processing Method:	**8-080715LL**	*Injection Number:*	**7**
Inj. Date / Time:	**07-Aug-2015 / 12:28**	*Sample Comment:*	**218.6 LL**

No.	Time min	Peak Name	Peak Type	Area mAU*min	Height mAU	Amount ppb
1	6.49	Cr(VI)	BMB	1.069	2.193	1.0107
TOTAL:				1.07	2.19	1.01

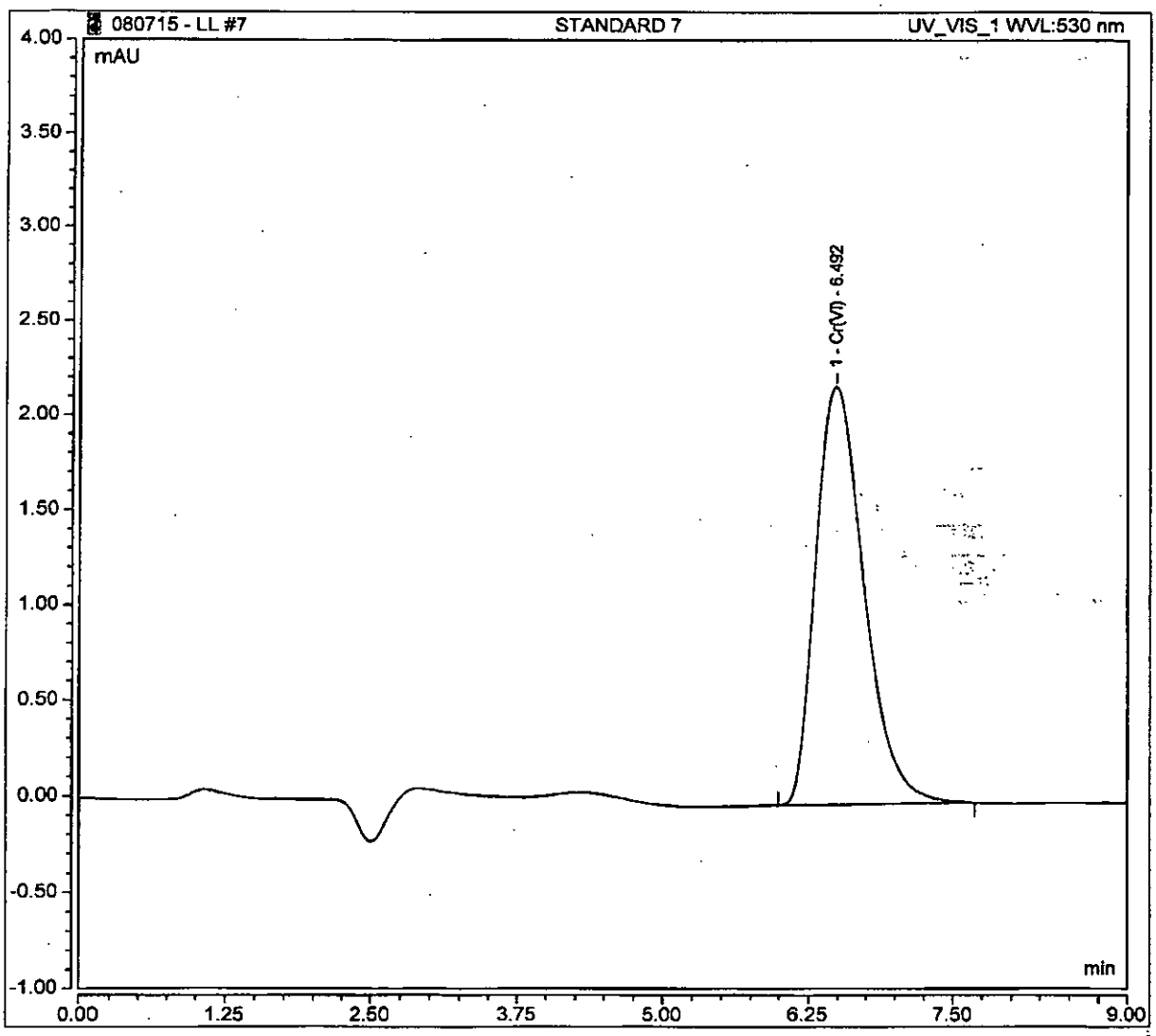

CL 8/12/15
101.

Peak Integration Report

Sample Name:	**STANDARD 1 REPEAT**	*Inj. Vol.:*	**500.00**
Injection Type:	**Calibration Standard**	*Dilution Factor:*	**1.0000**
Processing Method:	**8-080715LL**	*Injection Number:*	**8**
Inj. Date / Time:	**07-Aug-2015 / 12:41**	*Sample Comment:*	**218.6 LL**

No.	Time min	Peak Name	Peak Type	Area mAU*min	Height mAU	Amount n.a.
TOTAL:				0.00	0.00	0.00

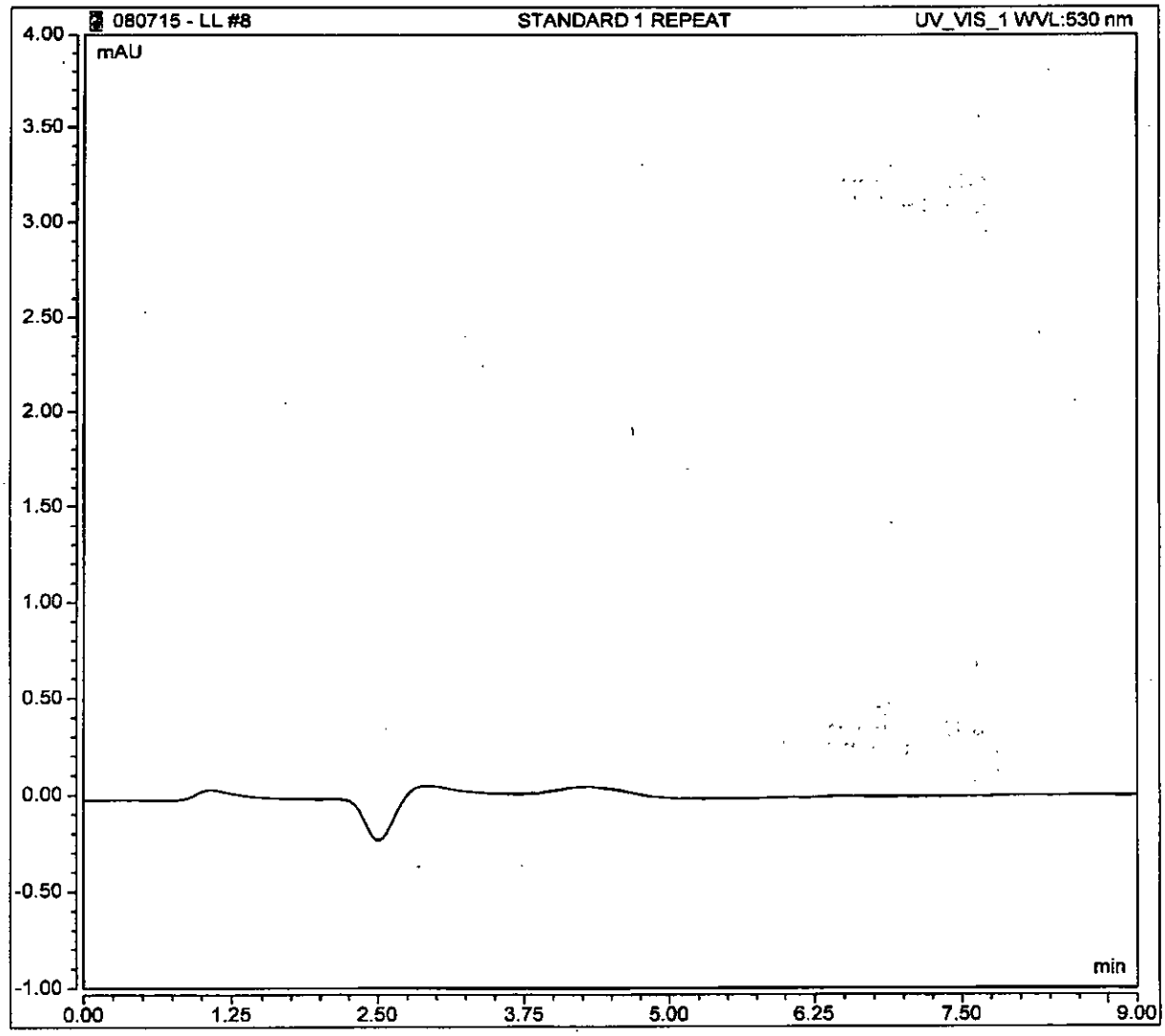

CK 8/12/15

Peak Integration Report

Sample Name:	**STANDARD 2 REPEAT**	*Inj. Vol.:*	**500.00**
Injection Type:	**Calibration Standard**	*Dilution Factor:*	**1.0000**
Processing Method:	**8-080715LL**	*Injection Number:*	**9**
Inj. Date / Time:	**07-Aug-2015 / 12:53**	*Sample Comment:*	**218.6 LL**

No.	Time min	Peak Name	Peak Type	Area mAU*min	Height mAU	Amount ppb
1	6.49	Cr(VI)	BMB	0.019	0.045	0.0196
TOTAL:				0.02	0.05	0.02

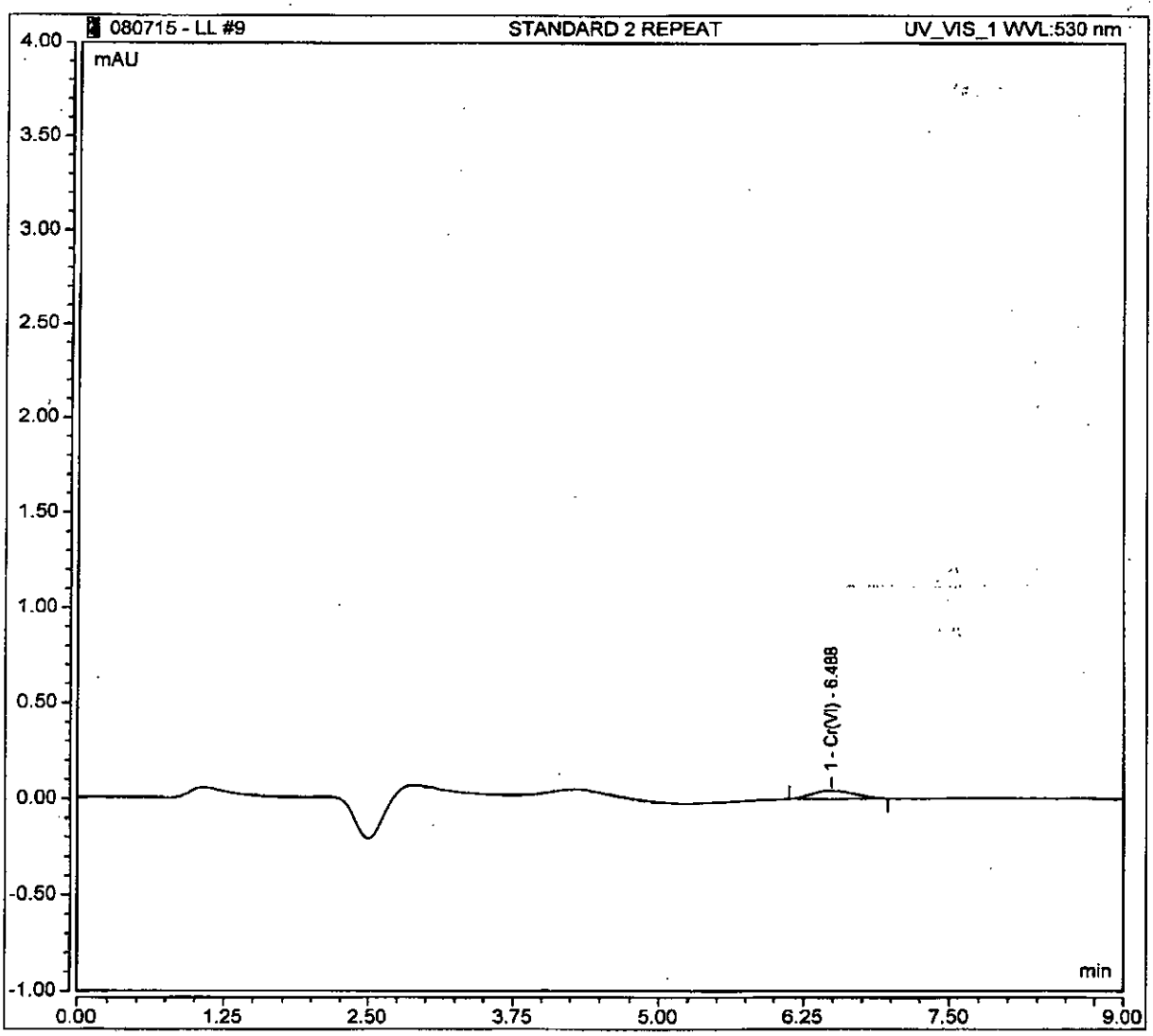

CK 8/12/15
98%

Peak Integration Report

Sample Name:	**ICV**	*Inj. Vol.:*	**500.00**
Injection Type:	**Unknown**	*Dilution Factor:*	**1.0000**
Processing Method:	**8-080715LL**	*Injection Number:*	**10**
Inj. Date / Time:	**07-Aug-2015 / 13:59**	*Sample Comment:*	**218.6 LL**

No.	Time min	Peak Name	Peak Type	Area mAU*min	Height mAU	Amount ppb
1	6.49	Cr(VI)	BMB	0.528	1.083	0.4996
TOTAL:				0.53	1.08	0.50

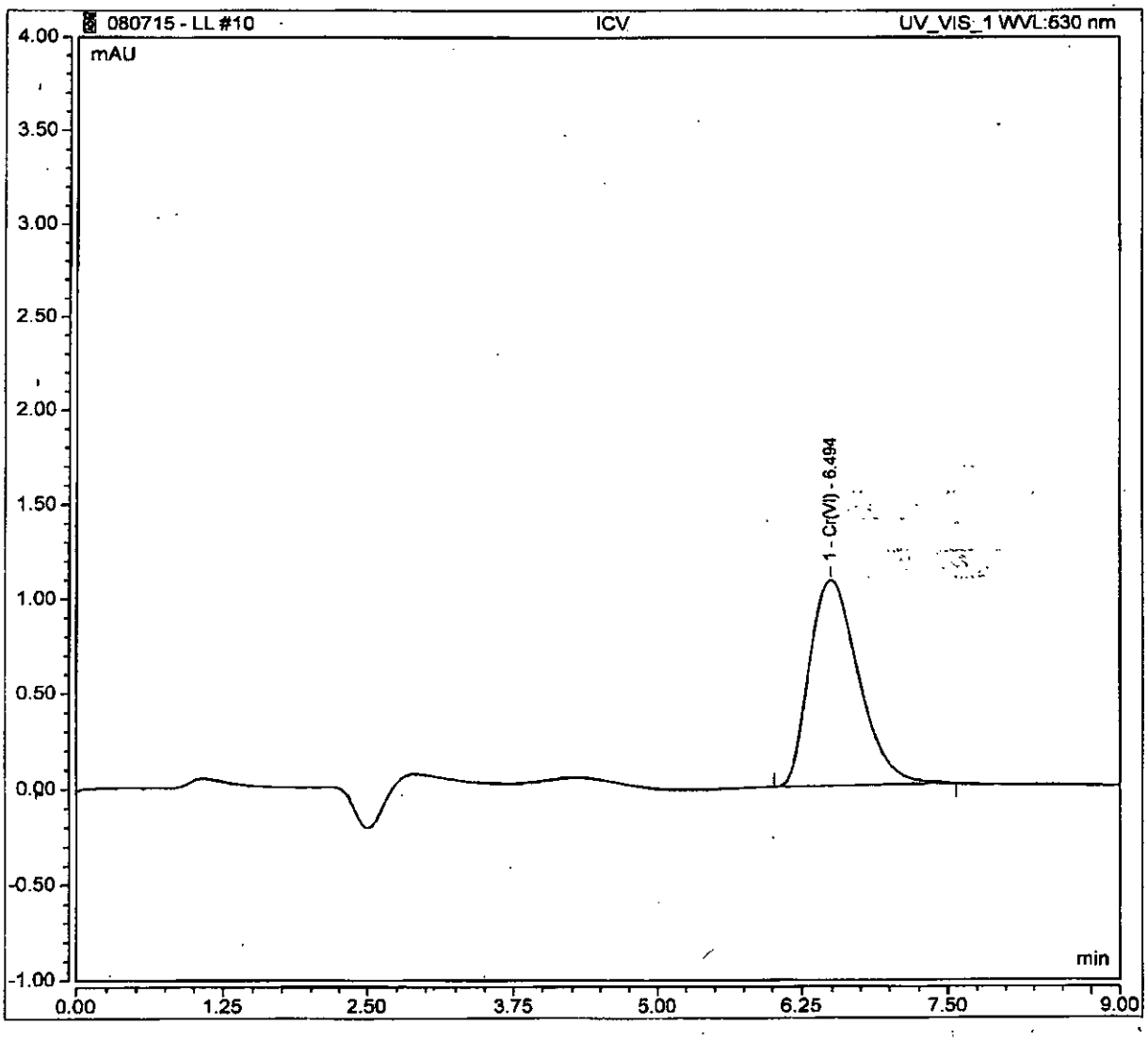

CK 8/12/15

Chromeleon (c) Dionex 1996-2009
Version 7.1.1.1127

00290

Peak Integration Report

Sample Name:	ICB	*Inj. Vol.:*	500.00
Injection Type:	Unknown	*Dilution Factor:*	1.0000
Processing Method:	8-080715LL	*Injection Number:*	11
Inj. Date / Time:	07-Aug-2015 / 14:11	*Sample Comment:*	218.6 LL

No.	Time min	Peak Name	Peak Type	Area mAU*min	Height mAU	Amount n.a.
TOTAL:				0.00	0.00	0.00

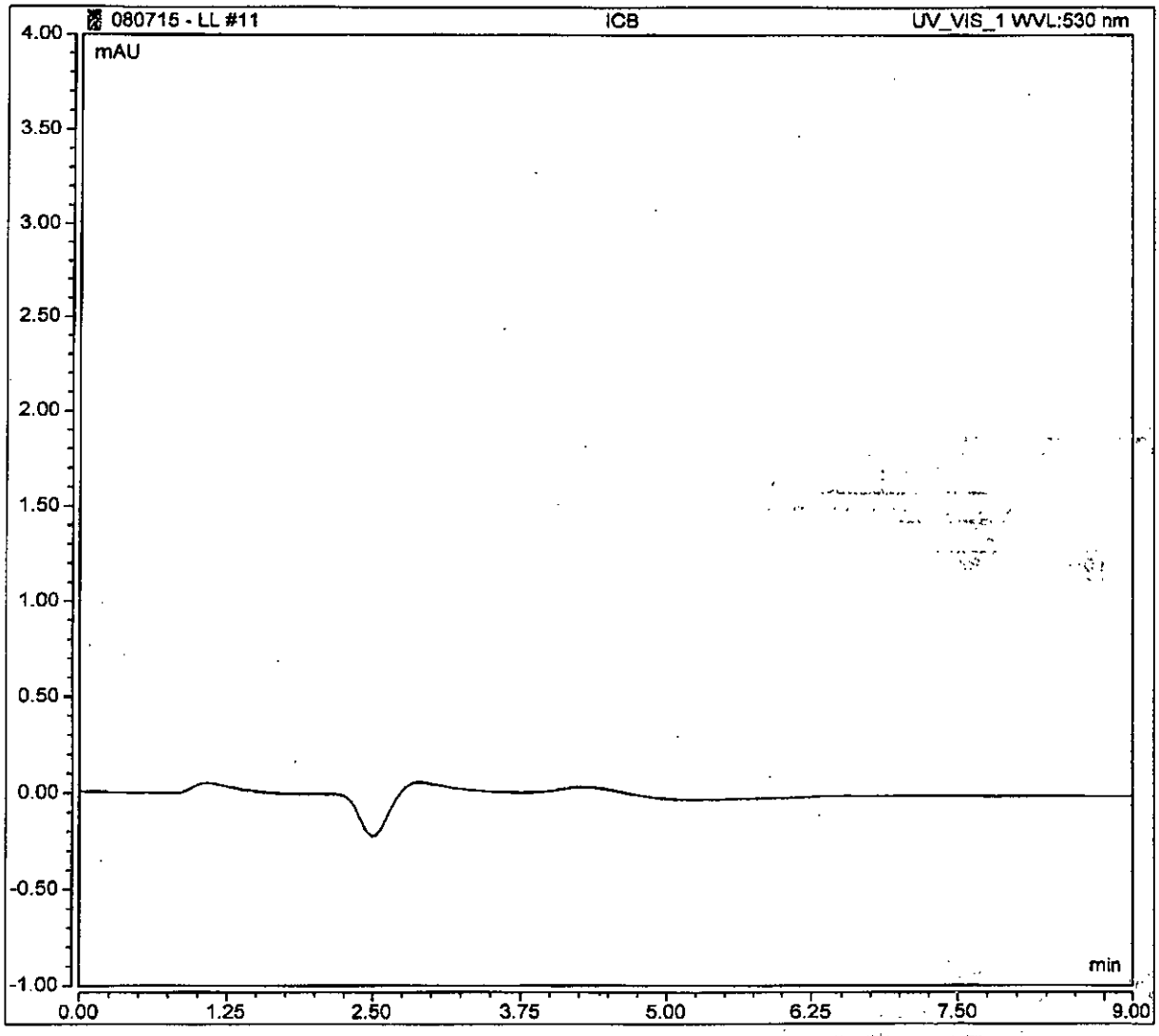

8/12/15

Calibration Batch Report

Processing Method:	**8-080715LL**	*Injection Volume:*	**500.00**
Instrument Method:	**Cr(VI) w ASDV - LL**	*Operator:*	**ALRCE.GenChem02**

Calibration Summary

Peak Name	Eval.Type	Cal.Type	Points	Offset (C0)	Slope (C1)	Curve (C2)	Coeff.Det. %
Cr(VI)	Area	Lin, AddZero, 1/A	7.000	0.001	0.944	0.000	99.98

Injection Name Cr(VI)	Ret.Time min Cr(VI)	Area mAU*min Cr(VI)	Height mAU Cr(VI)	Amount ppb Cr(VI)	Calibration Point Status Cr(VI)
	UV_VIS_1	UV_VIS_1	UV_VIS_1	UV_VIS_1	UV_VIS_1
STANDARD 1	n.a.	n.a.	n.a.	n.a.	Disabled
STANDARD 2	n.a.	n.a.	n.a.	n.a.	Disabled
STANDARD 3	6.488	0.1019	0.217	0.0975	Ok
STANDARD 4	6.486	0.2065	0.435	0.1963	Ok
STANDARD 5	6.491	0.5203	1.083	0.4925	Ok
STANDARD 6	6.491	0.7431	1.532	0.7030	Ok
STANDARD 7	6.492	1.0691	2.193	1.0107	Ok
STANDARD 1 REPEAT	n.a.	n.a.	n.a.	n.a.	Missing Peak
STANDARD 2 REPEAT	6.488	0.0194	0.045	0.0196	Ok
Average	6.489				
Rel. Std. Dev.	0.034 %				

Ret. Time min	Param. Name	Param. Value	Inj. Type	Channel
0.000	Inhibit Integration	On	Any	All Channels
0.000	Valley To Valley	On	Any	All Channels
0.000	Minimum Area	0.0001 [Signal*min]	Any	All Channels
0.000	Minimum Height	0.001 [Signal]	Any	All Channels
4.650	Inhibit Integration	Off	Any	All Channels
8.000	Inhibit Integration	On	Any	All Channels

09292

Chromeleon (c) Dionex 1996-2009
Version 7.1.1.1127

Method Name: 8-080715LL
Corr. Coefficient: 99.98
Calibration Type: Lin, AddZero, 1/A

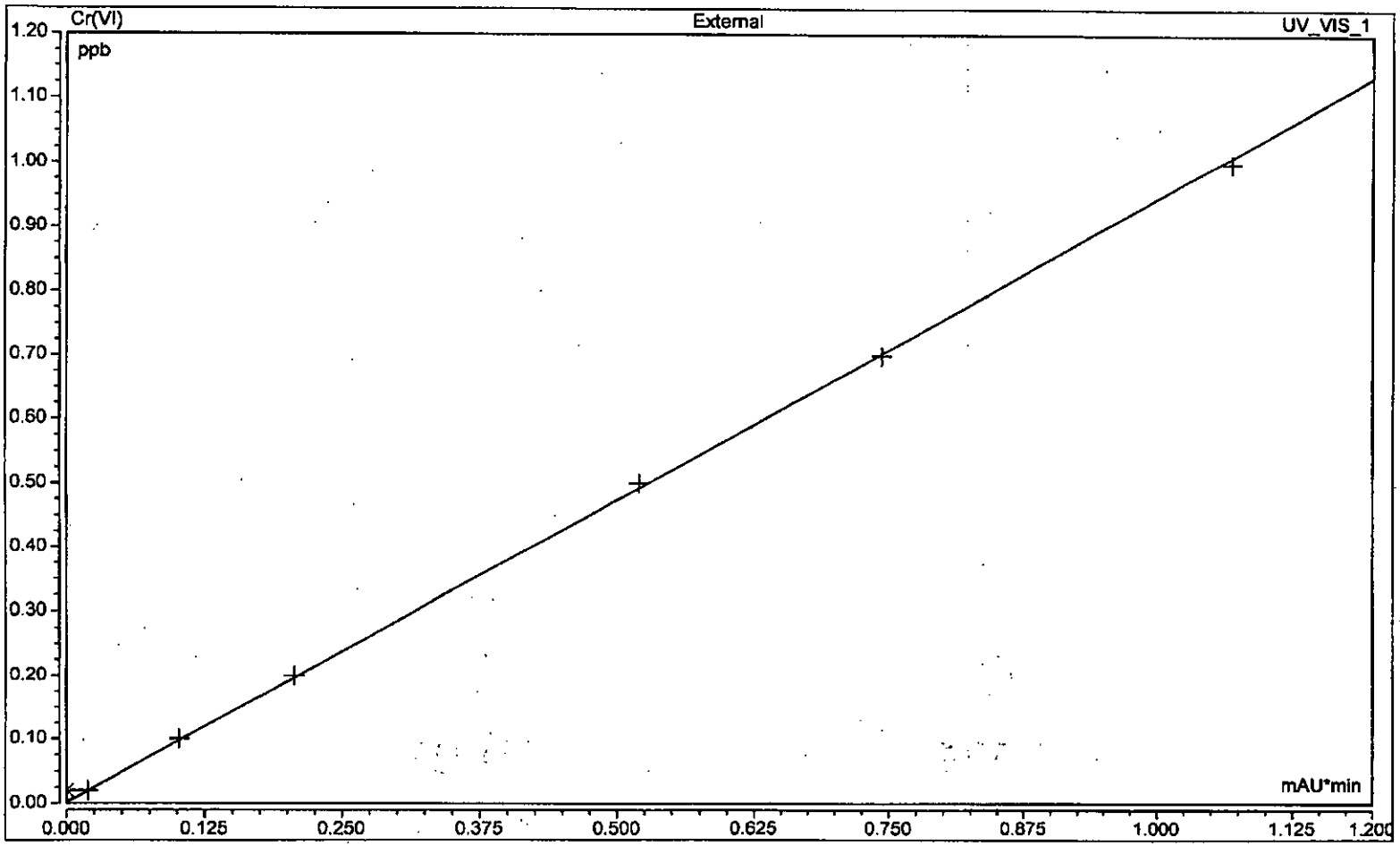

00293

Chromeleon (c) Dionex 1996-2009
Version 7.1.1.1127

ALS Environmental

1565 Jefferson Road, Building 300, Suite 360; Rochester, NY 14623

Ion Chromatography Cover Sheet

Instrument: IC#8 – Dionex 2100, AXP Reagent Pump, ICS Series UV/Vis VWD

Column: AS7 Analytical Column (S/N 001384) / AG7 Guard Column (S/N 001363)
Analytical Column installed 07/09/14

Curve Date: 08/07/15 **Loop size:** _200 uL Loop_____

Analyst: CWoods **Analysis Date:** 8/7/15

CALIBRATION CURVE FOR THIS METHOD IS LINEAR

Method Filename: 8-080715LL

Pipets: Up, Down

Standards Prep Dates & Log ID's:

Std Type	*Date Rec'd*	*Log ID*		*Std Type*	*Prep Date*	*Log ID*
Calibration Standard Stock	09/23/14	WC140066D		Calibration Stds	08/07/15	Same as WC126208E
LCS / MS Soluble Stock	09/23/14	WC140066D		I/CCB	Daily	Same as WC126209B
I/CCV Standard Stock	02/05/15	WC140152H		I/CCV	Daily	Same as WC126209A
LCS	Daily	Same as WC126209C		Matrix Spike	Daily	Same as WC126209D

Retention times must be within ten percent of original RT as determined by Standard 5 – 6.491 minutes

All analyses are reviewed to ensure that peak integration is performed properly from baseline to baseline.

208
PAGE
WQ26
LOG BOOK #

Calibration for 218611

3

(A) 1000ppb Cr^{6+} Standard
In a 1L Vol flask add about 500mL DI. To this add 1.0mL of 1000ppm Cr^{6+} Standard Stock (WC11223ZF). Bring to volume w/ DI. Mix Thoroughly. Prepare fresh.

(B) 1000ppb Cr^{6+} Reference
In a 1L Vol flask add about 500mL DI. To this add 1.0mL of 1000ppm Cr^{6+} Reference Stock (WC12611TH). Bring to volume w/ DI. Mix Thoroughly. Prepare fresh.

(C) 10ppb Cr^{6+} Standard Working Stock - In a 100mL vol flask add about 50mL of DI and add 1.0mL of Cr^{6+} buffer soln. To this add 1.0mL of 1000ppb Cr^{6+} Standard (WC12620BA). Bring to volume w/ DI. Mix Thoroughly. Prepare fresh.

(D) 10ppb Cr^{6+} Reference Working Stock - In a 100mL vol flask add about 50mL of DI and add 10mL of Cr^{6+} buffer soln. To this add 1.0mL of 1000ppb Cr^{6+} Reference (WC12620BB) Bring to volume w/ DI. Mix Thoroughly. Prepare fresh.

(E) Calibration Standards

Std #	mLs buffered DI	mLs 10ppb Std (WC12620BC)	Conc. (ppb)
1	10.0	—	0.00
2	1/10 serial dilution of std #4		0.020
3	9.9	0.1	0.10
4	9.8	0.2	0.20
5	9.5	0.5	0.50
6	9.3	0.7	0.70
7	9.0	1.0	1.0

3/28/14

[redacted]

[redacted]

Calibration for 218 old. Continued

3/28/14

A ICV/CCV (TV = 0.50 ppb)
To 9.5mLs of buffered DI add 0.5mL of 10ppb Cr^{6+} Reference Working Stock ~~[illegible]~~ (WC126208B)
Mix + analyze.

B ICB/CCB/MB - Analyze 10mL of buffered DI.

C LCS (TV = 0.20 ppb) -
To 9.8mL of buffered DI add 0.2mL of 10ppb Cr^{6+} Standard Working Stock (WC126208C). Mix + analyze.

D Matrix Spike (TV = 0.20 × dilution (ppb))
To 10mL of sample add 0.20mL of 10 ppb Cr^{6+} Standard Working Stock (WC126208C).
Mix + analyze.

Received from Hach

(A) (2) x 500mL Pyridine/Barbituric Acid Reagent, CAT# 52013, Hach Lot# 4211, CAS#'s 628-13-7, 67-52-7, 110-86-1, 7732-18-5. Store @ 4°C. Expires 1/31/2015 as per manufacturer.

(B) Same as above; (1) x 500mL Lot# 4204.

Received from VWR

(C) (6) x 1L Sodium Hypochlorite Solution, CAT SS290-1, CAS# 7681-52-9 and 7732-18-5, Fisher Lot 144413. Store @ RT away from sunlight. Expires 4/30/2015, as per manufacturer.

(D) (1) x 500mL 1000ppm Chromium Reference Standard Solution. CAT# SC192-500. CAS#'s 7778-50-9 + 7732-18-5. Lot# 144217. Store @ RT. Expires 8/31/2016 as per manufacturer.

(E) (1) x 4L Phosphoric Acid, 85%. CAT# 2796-45, CAS#'s 7732-18-5 + 7664-38-2. Macron Lot 0000072583. Store @ RT. Expires 2/27/2016 as per manufacturer.

Received

(A) (6) x 2.5L
CAS#'s 7732-
00000 77397.
manufacturer.

(B) (1) x 500mL
CAS#'s 5141-89-
2406623. S
manufacturer.

(C) (1) x 500g L
CAS#'s 108-95
000008355.
Expires 3/17/20

(D) (4) x 4L Met
JT Baker Lot #
cabinet. Expire

Received

(E) (12) x 20.6K

00297

Received from VWR

(A) (3) × 1L Formaldehyde Solution. Cat # BDH0500-1LP, lot ~~LabChem~~ BDH 2/5/15 UMD # 312352, Cas # 50-00-0; 67-56-1. Expires per manufacturer: 10/2016.

(B) (1) × 500mL Eriochrome black T. Cat # LC14040-1, lot # D302-16 (LabChem), Cas # 1787-61-7, 109-86-4. Expires per manufacturer: 10/30/2017.

(C) (1) × 500g Sulfanilamide. Cat # V153-07 JT Baker lot # 0000085314, Cas # 63-74-1. Expires per manufacturer: 10/30/2018

(D) (1) × 1L Phosphate Buffer pH 7.0 Cat # BDH7447-1. BDH lot # 510105. Cas # 7778-77-0, 7558-79-4, 7732-18-5. Expires per manufacturer: 1/5/2016

(E) (2) × 1L Sodium Thiosulfate Solution 0.1N. Cat # SX0821-8. EMD lot # 54198, Cas # 10102-17-7, 497-19-8, 7732-18-5. Expires per manufacturer: 1/31/2016.

(F) (4) × 500G Phenol, liquified. Cat # 0025-04. Macron lot # 0000083557, Cas # 108-95-2, 7732-18-5. Expires per manufacturer: 3/17/2020

2/5/15 (G) TSS Reference

(K) 0.2141 g (Kaolin)(WC922018) diluted w/ 1000g of DI Stored in plastic bottle @ 4°C. Exp: 5/14/15

2/5/15 ~~(H)~~ UMD 2/5/15 Received from VWR

UMD (H) (1) × 500mL Cr^{+6} Chromium 1000 µg/mL. ~~Cas #~~ 2/5/15 UMD Cat # 100012-7 Highpurity Standards lot # 1402709, ~~Cas #~~ UMD 2/5/15. Expires per manufacturer: 7/26/16.

(I) (1) × 25g Silver sulfate powder. Cat # 11417. Alfa Aesar lot # 24559, Cas # 10294-26-5. Expires 5 years from date of receipt: 2/5/2020

(J) (1) × 100g Mercury (II) sulfate. Cat # 36286. Alfa Aesar lot # 772A045 Cas # 7783-35-9. Expires 5 years from date of

Analytical Results Summary

Instrument Name: R-Balance-17 **Analyst:** KWONG **Analysis Lot:** 459055 **Method/Testcode:** ALS SOP/Total Solids

Lab Code	Target Analytes	QC	Parent Sample	Matrix	Raw Result	Sample Amt.	Final Result	Dil	MDL	PQL	% Rec	% RSD	Date Analyzed	QC?	Tier
R1506920-001	Total Solids	N/A		Soil	51.04 Percent		51.0 Percent	1					7/30/15 14:51	N	I
R1506951-001	Total Solids	N/A		Soil	63.36 Percent		63.4 Percent	1					8/24/15 10:38	N	II
RQ1509739-01	Total Solids	DUP	R1506951-001	Soil	66.14 Percent		66.1 Percent	1				4	8/24/15 10:38	N	II
R1506803-006	Total Solids	N/A		Soil	82.59 Percent		82.6 Percent	1					8/24/15 10:38	N	IV
R1506803-007	Total Solids	N/A		Soil	91.32 Percent		91.3 Percent	1					8/24/15 10:38	N	IV
R1506803-008	Total Solids	N/A		Soil	83.27 Percent		83.3 Percent	1					8/24/15 10:38	N	IV
R1506803-009	Total Solids	N/A		Soil	88.40 Percent		88.4 Percent	1					8/24/15 10:38	N	IV
R1506803-010	Total Solids	N/A		Soil	88.54 Percent		88.5 Percent	1					8/24/15 10:38	N	IV
R1506803-011	Total Solids	N/A		Soil	87.45 Percent		87.5 Percent	1					8/24/15 10:38	N	IV
R1506803-012	Total Solids	N/A		Soil	78.02 Percent		78.0 Percent	1					8/24/15 10:38	N	IV
R1506803-013	Total Solids	N/A		Soil	85.34 Percent		85.3 Percent	1					8/24/15 10:38	N	IV
R1506803-014	Total Solids	N/A		Soil	83.66 Percent		83.7 Percent	1					8/24/15 10:38	N	IV
R1506803-015	Total Solids	N/A		Soil	78.91 Percent		78.9 Percent	1					8/24/15 10:38	N	IV
R1506803-016	Total Solids	N/A		Soil	87.55 Percent		87.5 Percent	1					8/24/15 10:38	N	IV
R1506803-017	Total Solids	N/A		Soil	81.74 Percent		81.7 Percent	1					8/24/15 10:38	N	IV
R1506803-018	Total Solids	N/A		Soil	77.48 Percent		77.5 Percent	1					8/24/15 10:38	N	IV
R1506803-028	Total Solids	N/A		Soil	33.56 Percent		33.6 Percent	1					8/24/15 10:38	N	IV
R1506803-029	Total Solids	N/A		Soil	37.21 Percent		37.2 Percent	1					8/24/15 10:38	N	IV
R1506803-030	Total Solids	N/A		Soil	39.24 Percent		39.2 Percent	1					8/24/15 10:38	N	IV
R1506803-031	Total Solids	N/A		Soil	68.70 Percent		68.7 Percent	1					8/24/15 10:38	N	IV
R1506803-032	Total Solids	N/A		Soil	40.32 Percent		40.3 Percent	1					8/24/15 10:38	N	IV
RQ1509739-02	Total Solids	DUP	R1506803-032	Soil	39.24 Percent		39.2 Percent	1				3	8/24/15 10:38	N	IV

459055

# indicates Final Result is not yet adjusted for Solids because it has not yet been determined.

Analyte: % Volatile Solids
Method: SM20 2540G
Analytes: Dry Weight % Solid
Method : EPA-600 160.3

Analyst: **KAW** Date: 8/24/15
Pipet: NA Time: 10:38
Thermolyne F48025-6048000 Muffle Furnace
Balance ID R-BALANCE-17 **Oven ID** 2
Class 1 Weight Initial: 9.99 Final: 10.01

% Volatile Solids:
% VS = (A - D) / (A - B) * 100

% Solids:
% Solid = (A - B) / (C - B) * 100

Where: A = wgt (g) of dried residue + dish
B = wgt (g) of tared dish
C = wgt (g) of wet sample + dish
D = wgt (g) of residue + dish after ign. @550 C.

	Misc.	Order #	Dish ID	Before Ignition / Wet Weight (g)		After Ignition / Dry Weight (g)		% Volatile Solids	% Solids
1		MB	1	C)		Dry wgt (A):	1.2900		1.00
				B)	1.3000	550 wgt (D):			
2		R1506780-013	22	C)	11.4000	Dry wgt (A):	10.0400		86.55
				B)	1.2900	550 wgt (D):			
3		R1506780-014	23	C)	11.3800	Dry wgt (A):	10.4600		90.88
				B)	1.2900	550 wgt (D):			
4	1.0758	R1506780-014 DUP	24	C)	11.3600	Dry wgt (A):	10.5400		91.87
				B)	1.2800	550 wgt (D):			
5		R1506916-001	25	C)	11.6100	Dry wgt (A):	2.8500		15.20
				B)	1.2800	550 wgt (D):			
6	Sample Melted Tin.	R1506956-002	26	C)	12.0400	Dry wgt (A):			KAW 8/25/15
				B)	1.2900	550 wgt (D):			
7		R1506581-005	27	C)	11.6100	Dry wgt (A):	6.4600		50.15
				B)	1.2800	550 wgt (D):			
8		R1506789-001	28	C)	12.0400	Dry wgt (A):	5.6400		40.41
				B)	1.3000	550 wgt (D):			
9		R1506789-002	29	C)	11.3600	Dry wgt (A):	4.0700		27.75
				B)	1.2700	550 wgt (D):			
10		R1506789-003	30	C)	11.4900	Dry wgt (A):	6.1900		48.09
				B)	1.2800	550 wgt (D):			
11		R1506789-004	31	C)	11.3100	Dry wgt (A):	5.3300		40.26
				B)	1.3000	550 wgt (D):			
12		R1506795-001	32	C)	11.6600	Dry wgt (A):	9.8400		82.45
				B)	1.2900	550 wgt (D):			
13		R1506835-001	33	C)	11.6300	Dry wgt (A):	3.3100		19.38
				B)	1.3100	550 wgt (D):			
14		R1506835-002	34	C)	11.3300	Dry wgt (A):	4.0900		27.82
				B)	1.3000	550 wgt (D):			
15		R1506835-003	35	C)	11.6900	Dry wgt (A):	2.4400		11.06
				B)	1.2900	550 wgt (D):			
16		R1506941-001	36	C)	11.5300	Dry wgt (A):	1.7200		4.48
				B)	1.2600	550 wgt (D):			
17		R1506765-034	37	C)	11.3800	Dry wgt (A):	8.1400		67.89
				B)	1.2900	550 wgt (D):			
18	0.0523	R1506765-034 DUP	38	C)	11.3600	Dry wgt (A):	8.1300		67.92
				B)	1.2900	550 wgt (D):			
19		R1506765-035	39	C)	11.7800	Dry wgt (A):	7.5900		60.10
				B)	1.2800	550 wgt (D):			
20		R1506765-036	40	C)	11.3800	Dry wgt (A):	9.6400		82.72
				B)	1.3100	550 wgt (D):			

Analyte: % Volatile Solids
Method: SM20 2540G
Analytes: Dry Weight % Solid
Method : EPA-600 160.3

Analyst: KAW Date: 8/24/15
Pipet: NA Time: 10:38
Thermolyne F48025-6048000 Muffle Furnace
Balance ID R-BALANCE-17 **Oven ID** 2
Class 1 Weight Initial: 9.99 Final: 10.01

% Volatile Solids:
% VS = (A - D) / (A - B) * 100

% Solids:
% Solid = (A - B) / (C - B) * 100

Where: A = wgt (g) of dried residue + dish
B = wgt (g) of tared dish
C = wgt (g) of wet sample + dish
D = wgt (g) of residue + dish after ign. @550 C.

	Misc.	Order #	Dish ID	Before Ignition / Wet Weight (g)		After Ignition / Dry Weight (g)		% Volatile Solids	% Solids
41		R1506803-028	61	C)	11.7100	Dry wgt (A):	4.8000		33.56
				B)	1.3100	550 wgt (D):			
42		R1506803-029	62	C)	11.6600	Dry wgt (A):	5.1800		37.21
				B)	1.3400	550 wgt (D):			
43		R1506803-030	63	C)	11.5500	Dry wgt (A):	5.3400		39.24
				B)	1.3300	550 wgt (D):			
44		R1506803-031	67	C)	11.9600	Dry wgt (A):	8.6200		68.70
				B)	1.2900	550 wgt (D):			
45		R1506803-032	68	C)	11.4200	Dry wgt (A):	5.3800		40.32
				B)	1.3000	550 wgt (D):			
46	2.6978	R1506803-032 DUP	69	C)	11.3500	Dry wgt (A):	5.2500		39.24
				B)	1.3100	550 wgt (D):			

Analyte: % Volatile Solids
Method: SM20 2540G
Analytes: Dry Weight % Solid
Method : EPA-600 160.3

Analyst: KA
Pipet: NA
Thermolyne F48025-6048000 Muffle Furnace
Balance ID R-BALANCE-02
Class 1 Weight Initial: 99.9999

Date: 7/30/15
Time: 14:51
Oven ID 2
Final: 100.00

% Volatile Solids:

% VS = (A - D) / (A - B) * 100

% Solids:

% Solid = (A - B) / (C - B) * 100

Where: A = wgt (g) of dried residue + dish
B = wgt (g) of tared dish
C = wgt (g) of wet sample + dish
D = wgt (g) of residue + dish after ign. @550 C.

	Misc.	Order #	Dish ID	Before Ignition / Wet Weight (g)		After Ignition / Dry Weight (g)		% Volatile Solids	% Solids
1		MB	Y4	C)		Dry wgt (A):	85.7587	0	1.00
				B)	85.7585	550 wgt (D):	85.7590		
2		R1506039-001	BUD	C)	108.5419	Dry wgt (A):	96.2498	53.99	51.04
				B)	83.4363	550 wgt (D):	89.3314		

R1506920-001

EPS

October 2015

January 15, 2016 Service Request No:R1509132

Mr. William Crowe
Environmental Planning Specialists
1050 Crown Pointe Parkway
Suite 550
Atlanta, GA 30338

Laboratory Results for: PPC

Dear Mr.Crowe,

Enclosed are the results of the sample(s) submitted to our laboratory October 28, 2015
For your reference, these analyses have been assigned our service request number **R1509132.**

All analyses were performed according to our laboratory's quality assurance program. The test results meet requirements of the NELAP standards except as noted in the case narrative report. All results are intended to be considered in their entirety, and ALS Environmental is not responsible for use of less than the complete report. Results apply only to the items submitted to the laboratory for analysis and individual items (samples) analyzed, as listed in the report. The measurement uncertainty of the results included in this report is within that expected when using the prescribed method(s) for analysis of these samples, and represented by Laboratory Control Sample control limits. Any events, such as QC failures, which may add to the uncertainty are explained in the report narrative.

Please contact me if you have any questions. My extension is 7472. You may also contact me via email at Janice.Jaeger@alsglobal.com.

Respectfully submitted,

ALS Group USA, Corp. dba ALS Environmental

Janice Jaeger
Project Manager

ADDRESS 1565 Jefferson Road, Building 300, Suite 360, Rochester, NY 14623
PHONE +1 585 288 5380 | FAX +1 585 288 8475
ALS Group USA, Corp.
dba ALS Environmental

CASE NARRATIVE

This report contains analytical results for the following samples:

Service Request Number: R1509132

SAMPLE #	CLIENT SAMPLE ID	DATE	TIME
R1509132-001	15299-SB-31	10/26/2015	0943
R1509132-002	15299-SB-33	10/26/2015	0953
R1509132-003	15299-SB-32	10/26/2015	0948
R1509132-004	15299-SB-30	10/26/2015	0938
R1509132-005	15299-SB-29	10/26/2015	1046
R1509132-006	15299-SB-35	10/26/2015	1017
R1509132-007	15299-SB-34	10/26/2015	1030
R1509132-008	15299-SB-26	10/26/2015	1105
R1509132-009	15299-SB-28	10/26/2015	1156
R1509132-010	15299-SB-27	10/26/2015	1233
R1509132-011	15299-SD-10	10/26/2015	1450
R1509132-012	15299-SD-11	10/26/2015	1455
R1509132-013	15299-SD-12	10/26/2015	1500
R1509132-014	15299-SD-13	10/26/2015	1505
R1509132-015	15299-SD-14	10/26/2015	1510
R1509132-016	15300-MW-15	10/27/2015	1030
R1509132-017	15300-MW-16	10/27/2015	1145
R1509132-018	15300-MW-14	10/27/2015	1230

All samples were received in good condition unless otherwise noted on the cooler receipt and preservation check form located at the end of this report.

All samples were preserved in accordance with approved analytical methods.

All samples have been analyzed by the approved methods cited on the analytical results pages.

All holding times and associated QC were within limits.

No analytical or QC problems were encountered.

All sampling activities performed by ALS personnel have been in accordance with “ALS Field Procedures and Measurements Manual” or by client specifications.

REPORT QUALIFIERS AND DEFINITIONS

U	Analyte was analyzed for but not detected. The sample quantitation limit has been corrected for dilution and for percent moisture, unless otherwise noted in the case narrative.
J	Estimated value due to either being a Tentatively Identified Compound (TIC) or that the concentration is between the MRL and the MDL. Concentrations are not verified within the linear range of the calibration. For DoD: concentration >40% difference between two GC columns (pesticides/Arclors).
B	Analyte was also detected in the associated method blank at a concentration that may have contributed to the sample result.
E	Inorganics- Concentration is estimated due to the serial dilution was outside control limits.
E	Organics- Concentration has exceeded the calibration range for that specific analysis.
D	Concentration is a result of a dilution, typically a secondary analysis of the sample due to exceeding the calibration range or that a surrogate has been diluted out of the sample and cannot be assessed.
*	Indicates that a quality control parameter has exceeded laboratory limits. Under the ñNotesò column of the Form I, this qualifier denotes analysis was performed out of Holding Time.
H	Analysis was performed out of hold time for tests that have an ñimmediateò hold time criteria.
#	Spike was diluted out.
+	Correlation coefficient for MSA is <0.995.
N	Inorganics- Matrix spike recovery was outside laboratory limits.
N	Organics- Presumptive evidence of a compound (reported as a TIC) based on the MS library search.
S	Concentration has been determined using Method of Standard Additions (MSA).
W	Post-Digestion Spike recovery is outside control limits and the sample absorbance is <50% of the spike absorbance.
P	Concentration >40% (25% for CLP) difference between the two GC columns.
C	Confirmed by GC/MS
Q	DoD reports: indicates a pesticide/Aroclor is not confirmed (Ó100% Difference between two GC columns).
X	See Case Narrative for discussion.
MRL LOQ	Method Reporting Limit. Also known as: Limit of Quantitation (LOQ) The lowest concentration at which the method analyte may be reliably quantified under the method conditions.
MDL	Method Detection Limit. A statistical value derived from a study designed to provide the lowest concentration that will be detected 99% of the time. Values between the MDL and MRL are estimated (see J qualifier).
LOD	Limit of Detection. A value at or above the MDL which has been verified to be detectable.
ND	Non-Detect. Analyte was not detected at the concentration listed. Same as U qualifier.

Rochester Lab ID # for State Certifications[1]

Connecticut ID # PH0556	Maine ID #NY0032	New Hampshire ID # 294100 A/B
Delaware Accredited	Nebraska Accredited	
DoD ELAP #65817	New Jersey ID # NY004	Pennsylvania ID# 68-786
Florida ID # E87674	New York ID # 10145	Rhode Island ID # 158
Illinois ID #200047	North Carolina #676	Virginia #460167

[1] Analyses were performed according to our laboratoryôs NELAP-approved quality assurance program and any applicable state or agency requirements. The test results meet requirements of the current NELAP/TNI standards or state or agency requirements, where applicable, except as noted in the case narrative. Since not all analyte/method/matrix combinations are offered for state/NELAC accreditation, this report may contain results which are not accredited. For a specific list of accredited analytes, contact the laboratory or go to http://www.alsglobal.com/en/Our-Services/Life-Sciences/Environmental/Downloads/North-America-Downloads

The preparation methods associated with this report are found in these tables unless discussed in the case narrative.

Water/Liquid Matrix

Analytical Method	Preparation Method
200.7	200.2
200.8	200.2
6010C	3005A/3010A
6020A	ILM05.3
9014 Cyanide Reactivity	SW846 Ch7, 7.3.4.2
9034 Sulfide Reactivity	SW846 Ch7, 7.3.4.2
9034 Sulfide Acid Soluble	9030B
9056A Bomb (Halogens)	5050A
9066 Manual Distillation	9065
SM 4500-CN-E Residual Cyanide	SM 4500-CN-G
SM 4500-CN-E WAD Cyanide	SM 4500-CN-I

Solid/Soil/Non-Aqueous Matrix

Analytical Method	Preparation Method
6010C	3050B
6020A	3050B
6010C TCLP (1311) extract	3005A/3010A
6010 SPLP (1312) extract	3005A/3010A
7196A	3060A
7199	3060A
9056A Halogens/Halides	5050
300.0 Anions/ 350.1/ 353.2/ SM 2320B/ SM 5210B/ 9056A Anions	DI extraction

For analytical methods not listed, the preparation method is the same as the analytical method reference.

Analytical Report

Client:	Environmental Planning Specialists	**Service Request:**	R1509132
Project:	PPC	**Date Collected:**	10/26/15 09:43
Sample Matrix:	Soil	**Date Received:**	10/27/15 08:10
Sample Name:	15299-SB-31	**Basis:**	Dry
Lab Code:	R1509132-001		

General Chemistry Parameters

Analyte Name	Analysis Method	Result	Units	PQL	MDL	Dil.	Date Analyzed	Date Extracted	Q
Chromium, Hexavalent	7199	**2.40**	mg/Kg	0.47	0.05	1	11/09/15 19:13	11/03/15	
Chromium, Hexavalent	7199	**2.40**	mg/Kg	0.47	0.05	1	11/09/15 19:21	11/03/15	

Analytical Report

Client:	Environmental Planning Specialists	**Service Request:**	R1509132
Project:	PPC	**Date Collected:**	10/26/15 09:43
Sample Matrix:	Soil	**Date Received:**	10/27/15 08:10
Sample Name:	15299-SB-31	**Basis:**	As Received
Lab Code:	R1509132-001		

General Chemistry Parameters

Analyte Name	Analysis Method	Result	Units	PQL	MDL	Dil.	Date Analyzed	Date Extracted	Q
Total Solids	ALS SOP	**85.0**	Percent	-	-	1	10/28/15 10:18	NA	

Analytical Report

Client:	Environmental Planning Specialists	**Service Request:**	R1509132
Project:	PPC	**Date Collected:**	10/26/15 09:53
Sample Matrix:	Soil	**Date Received:**	10/27/15 08:10
Sample Name:	15299-SB-33	**Basis:**	Dry
Lab Code:	R1509132-002		

General Chemistry Parameters

Analyte Name	Analysis Method	Result	Units	PQL	MDL	Dil.	Date Analyzed	Date Extracted	Q
Chromium, Hexavalent	7199	**3.52**	mg/Kg	0.47	0.05	1	11/09/15 19:28	11/03/15	
Chromium, Hexavalent	7199	**3.50**	mg/Kg	0.47	0.05	1	11/09/15 19:37	11/03/15	

Analytical Report

Client:	Environmental Planning Specialists	**Service Request:**	R1509132
Project:	PPC	**Date Collected:**	10/26/15 09:53
Sample Matrix:	Soil	**Date Received:**	10/27/15 08:10
Sample Name:	15299-SB-33	**Basis:**	As Received
Lab Code:	R1509132-002		

General Chemistry Parameters

Analyte Name	Analysis Method	Result	Units	PQL	MDL	Dil.	Date Analyzed	Date Extracted	Q
Total Solids	ALS SOP	**82.8**	Percent	-	-	1	10/28/15 10:18	NA	

Analytical Report

Client:	Environmental Planning Specialists	**Service Request:**	R1509132
Project:	PPC	**Date Collected:**	10/26/15 09:48
Sample Matrix:	Soil	**Date Received:**	10/27/15 08:10
Sample Name:	15299-SB-32	**Basis:**	Dry
Lab Code:	R1509132-003		

General Chemistry Parameters

Analyte Name	Analysis Method	Result	Units	PQL	MDL	Dil.	Date Analyzed	Date Extracted	Q
Chromium, Hexavalent	7199	**4.60**	mg/Kg	0.49	0.06	1	11/09/15 19:44	11/03/15	
Chromium, Hexavalent	7199	**4.61**	mg/Kg	0.49	0.06	1	11/09/15 19:52	11/03/15	

Analytical Report

Client:	Environmental Planning Specialists	**Service Request:**	R1509132
Project:	PPC	**Date Collected:**	10/26/15 09:48
Sample Matrix:	Soil	**Date Received:**	10/27/15 08:10
Sample Name:	15299-SB-32	**Basis:**	As Received
Lab Code:	R1509132-003		

General Chemistry Parameters

Analyte Name	Analysis Method	Result	Units	PQL	MDL	Dil.	Date Analyzed	Date Extracted	Q
Total Solids	ALS SOP	**81.0**	Percent	-	-	1	10/28/15 10:18	NA	

Analytical Report

Client:	Environmental Planning Specialists	**Service Request:**	R1509132
Project:	PPC	**Date Collected:**	10/26/15 09:38
Sample Matrix:	Soil	**Date Received:**	10/27/15 08:10
Sample Name:	15299-SB-30	**Basis:**	Dry
Lab Code:	R1509132-004		

General Chemistry Parameters

Analyte Name	Analysis Method	Result	Units	PQL	MDL	Dil.	Date Analyzed	Date Extracted	Q
Chromium, Hexavalent	7199	**3.04**	mg/Kg	0.50	0.06	1	11/09/15 20:08	11/03/15	
Chromium, Hexavalent	7199	**3.04**	mg/Kg	0.50	0.06	1	11/09/15 19:59	11/03/15	

Analytical Report

Client:	Environmental Planning Specialists	**Service Request:**	R1509132
Project:	PPC	**Date Collected:**	10/26/15 09:38
Sample Matrix:	Soil	**Date Received:**	10/27/15 08:10
Sample Name:	15299-SB-30	**Basis:**	As Received
Lab Code:	R1509132-004		

General Chemistry Parameters

Analyte Name	Analysis Method	Result	Units	PQL	MDL	Dil.	Date Analyzed	Date Extracted	Q
Total Solids	ALS SOP	**78.7**	Percent	-	-	1	10/28/15 10:18	NA	

Analytical Report

Client:	Environmental Planning Specialists	**Service Request:**	R1509132
Project:	PPC	**Date Collected:**	10/26/15 10:46
Sample Matrix:	Soil	**Date Received:**	10/27/15 08:10
Sample Name:	15299-SB-29	**Basis:**	Dry
Lab Code:	R1509132-005		

General Chemistry Parameters

Analyte Name	Analysis Method	Result	Units	PQL	MDL	Dil.	Date Analyzed	Date Extracted	Q
Chromium, Hexavalent	7199	**0.37 J**	mg/Kg	0.46	0.05	1	11/09/15 20:32	11/03/15	
Chromium, Hexavalent	7199	**0.37 J**	mg/Kg	0.46	0.05	1	11/09/15 20:41	11/03/15	

Analytical Report

Client:	Environmental Planning Specialists	**Service Request:**	R1509132
Project:	PPC	**Date Collected:**	10/26/15 10:46
Sample Matrix:	Soil	**Date Received:**	10/27/15 08:10
Sample Name:	15299-SB-29	**Basis:**	As Received
Lab Code:	R1509132-005		

General Chemistry Parameters

Analyte Name	Analysis Method	Result	Units	PQL	MDL	Dil.	Date Analyzed	Date Extracted	Q
Total Solids	ALS SOP	**86.1**	Percent	-	-	1	10/28/15 10:18	NA	

Analytical Report

Client:	Environmental Planning Specialists	**Service Request:**	R1509132
Project:	PPC	**Date Collected:**	10/26/15 10:17
Sample Matrix:	Soil	**Date Received:**	10/27/15 08:10
Sample Name:	15299-SB-35	**Basis:**	Dry
Lab Code:	R1509132-006		

General Chemistry Parameters

Analyte Name	Analysis Method	Result	Units	PQL	MDL	Dil.	Date Analyzed	Date Extracted	Q
Chromium, Hexavalent	7199	**3.57**	mg/Kg	0.49	0.06	1	11/09/15 20:48	11/03/15	
Chromium, Hexavalent	7199	**3.56**	mg/Kg	0.49	0.06	1	11/09/15 20:56	11/03/15	

Analytical Report

Client:	Environmental Planning Specialists	**Service Request:**	R1509132
Project:	PPC	**Date Collected:**	10/26/15 10:17
Sample Matrix:	Soil	**Date Received:**	10/27/15 08:10
Sample Name:	15299-SB-35	**Basis:**	As Received
Lab Code:	R1509132-006		

General Chemistry Parameters

Analyte Name	Analysis Method	Result	Units	PQL	MDL	Dil.	Date Analyzed	Date Extracted	Q
Total Solids	ALS SOP	**78.8**	Percent	-	-	1	10/28/15 10:18	NA	

Analytical Report

Client:	Environmental Planning Specialists	**Service Request:**	R1509132
Project:	PPC	**Date Collected:**	10/26/15 10:30
Sample Matrix:	Soil	**Date Received:**	10/27/15 08:10
Sample Name:	15299-SB-34	**Basis:**	Dry
Lab Code:	R1509132-007		

General Chemistry Parameters

Analyte Name	Analysis Method	Result	Units	PQL	MDL	Dil.	Date Analyzed	Date Extracted	Q
Chromium, Hexavalent	7199	**3.10**	mg/Kg	0.48	0.05	1	11/09/15 22:29	11/03/15	
Chromium, Hexavalent	7199	**3.10**	mg/Kg	0.48	0.05	1	11/09/15 22:21	11/03/15	

Analytical Report

Client:	Environmental Planning Specialists	**Service Request:**	R1509132
Project:	PPC	**Date Collected:**	10/26/15 10:30
Sample Matrix:	Soil	**Date Received:**	10/27/15 08:10
Sample Name:	15299-SB-34	**Basis:**	As Received
Lab Code:	R1509132-007		

General Chemistry Parameters

Analyte Name	Analysis Method	Result	Units	PQL	MDL	Dil.	Date Analyzed	Date Extracted	Q
Total Solids	ALS SOP	**83.4**	Percent	-	-	1	10/28/15 10:18	NA	

Analytical Report

Client:	Environmental Planning Specialists	**Service Request:**	R1509132
Project:	PPC	**Date Collected:**	10/26/15 11:05
Sample Matrix:	Soil	**Date Received:**	10/27/15 08:10
Sample Name:	15299-SB-26	**Basis:**	Dry
Lab Code:	R1509132-008		

General Chemistry Parameters

Analyte Name	Analysis Method	Result	Units	PQL	MDL	Dil.	Date Analyzed	Date Extracted	Q
Chromium, Hexavalent	7199	**2.14**	mg/Kg	0.43	0.05	1	11/09/15 22:36	11/03/15	
Chromium, Hexavalent	7199	**2.16**	mg/Kg	0.43	0.05	1	11/09/15 22:44	11/03/15	

Analytical Report

Client:	Environmental Planning Specialists	**Service Request:**	R1509132
Project:	PPC	**Date Collected:**	10/26/15 11:05
Sample Matrix:	Soil	**Date Received:**	10/27/15 08:10
Sample Name:	15299-SB-26	**Basis:**	As Received
Lab Code:	R1509132-008		

General Chemistry Parameters

Analyte Name	Analysis Method	Result	Units	PQL	MDL	Dil.	Date Analyzed	Date Extracted	Q
Total Solids	ALS SOP	**92.6**	Percent	-	-	1	10/28/15 10:18	NA	

Analytical Report

Client:	Environmental Planning Specialists	**Service Request:**	R1509132
Project:	PPC	**Date Collected:**	10/26/15 11:56
Sample Matrix:	Soil	**Date Received:**	10/27/15 08:10
Sample Name:	15299-SB-28	**Basis:**	Dry
Lab Code:	R1509132-009		

General Chemistry Parameters

Analyte Name	Analysis Method	Result	Units	PQL	MDL	Dil.	Date Analyzed	Date Extracted	Q
Chromium, Hexavalent	7199	**0.29 J**	mg/Kg	0.45	0.05	1	11/09/15 22:51	11/03/15	
Chromium, Hexavalent	7199	**0.29 J**	mg/Kg	0.45	0.05	1	11/09/15 23:00	11/03/15	

Analytical Report

Client:	Environmental Planning Specialists	**Service Request:**	R1509132
Project:	PPC	**Date Collected:**	10/26/15 11:56
Sample Matrix:	Soil	**Date Received:**	10/27/15 08:10
Sample Name:	15299-SB-28	**Basis:**	As Received
Lab Code:	R1509132-009		

General Chemistry Parameters

Analyte Name	Analysis Method	Result	Units	PQL	MDL	Dil.	Date Analyzed	Date Extracted	Q
Total Solids	ALS SOP	**85.5**	Percent	-	-	1	10/28/15 10:18	NA	

Analytical Report

Client:	Environmental Planning Specialists	**Service Request:**	R1509132
Project:	PPC	**Date Collected:**	10/26/15 12:33
Sample Matrix:	Soil	**Date Received:**	10/27/15 08:10
Sample Name:	15299-SB-27	**Basis:**	Dry
Lab Code:	R1509132-010		

General Chemistry Parameters

Analyte Name	Analysis Method	Result	Units	PQL	MDL	Dil.	Date Analyzed	Date Extracted	Q
Chromium, Hexavalent	7199	**2.65**	mg/Kg	0.46	0.05	1	11/09/15 23:07	11/03/15	
Chromium, Hexavalent	7199	**2.64**	mg/Kg	0.46	0.05	1	11/09/15 23:15	11/03/15	

Analytical Report

Client:	Environmental Planning Specialists	**Service Request:**	R1509132
Project:	PPC	**Date Collected:**	10/26/15 12:33
Sample Matrix:	Soil	**Date Received:**	10/27/15 08:10
Sample Name:	15299-SB-27	**Basis:**	As Received
Lab Code:	R1509132-010		

General Chemistry Parameters

Analyte Name	Analysis Method	Result	Units	PQL	MDL	Dil.	Date Analyzed	Date Extracted	Q
Total Solids	ALS SOP	**87.2**	Percent	-	-	1	10/28/15 10:18	NA	

Analytical Report

Client:	Environmental Planning Specialists	**Service Request:**	R1509132
Project:	PPC	**Date Collected:**	10/26/15 14:50
Sample Matrix:	Soil	**Date Received:**	10/27/15 08:10
Sample Name:	15299-SD-10	**Basis:**	Dry
Lab Code:	R1509132-011		

General Chemistry Parameters

Analyte Name	Analysis Method	Result	Units	PQL	MDL	Dil.	Date Analyzed	Date Extracted	Q
Chromium, Hexavalent	7199	**5.27**	mg/Kg	0.76	0.08	1	11/09/15 23:40	11/03/15	
Chromium, Hexavalent	7199	**5.27**	mg/Kg	0.76	0.08	1	11/09/15 23:48	11/03/15	

Analytical Report

Client:	Environmental Planning Specialists	**Service Request:**	R1509132
Project:	PPC	**Date Collected:**	10/26/15 14:50
Sample Matrix:	Soil	**Date Received:**	10/27/15 08:10
Sample Name:	15299-SD-10	**Basis:**	As Received
Lab Code:	R1509132-011		

General Chemistry Parameters

Analyte Name	Analysis Method	Result	Units	PQL	MDL	Dil.	Date Analyzed	Date Extracted	Q
Total Solids	ALS SOP	**51.9**	Percent	-	-	1	10/28/15 10:18	NA	

Analytical Report

Client:	Environmental Planning Specialists	**Service Request:**	R1509132
Project:	PPC	**Date Collected:**	10/26/15 14:55
Sample Matrix:	Soil	**Date Received:**	10/27/15 08:10
Sample Name:	15299-SD-11	**Basis:**	Dry
Lab Code:	R1509132-012		

General Chemistry Parameters

Analyte Name	Analysis Method	Result	Units	PQL	MDL	Dil.	Date Analyzed	Date Extracted	Q
Chromium, Hexavalent	7199	**6.12**	mg/Kg	0.73	0.08	1	11/10/15 00:04	11/03/15	
Chromium, Hexavalent	7199	**6.32**	mg/Kg	0.73	0.08	1	11/09/15 23:55	11/03/15	

Analytical Report

Client:	Environmental Planning Specialists	**Service Request:**	R1509132
Project:	PPC	**Date Collected:**	10/26/15 14:55
Sample Matrix:	Soil	**Date Received:**	10/27/15 08:10
Sample Name:	15299-SD-11	**Basis:**	As Received
Lab Code:	R1509132-012		

General Chemistry Parameters

Analyte Name	Analysis Method	Result	Units	PQL	MDL	Dil.	Date Analyzed	Date Extracted	Q
Total Solids	ALS SOP	**53.9**	Percent	-	-	1	10/28/15 10:18	NA	

Analytical Report

Client:	Environmental Planning Specialists	**Service Request:**	R1509132
Project:	PPC	**Date Collected:**	10/26/15 15:00
Sample Matrix:	Soil	**Date Received:**	10/27/15 08:10
Sample Name:	15299-SD-12	**Basis:**	Dry
Lab Code:	R1509132-013		

General Chemistry Parameters

Analyte Name	Analysis Method	Result	Units	PQL	MDL	Dil.	Date Analyzed	Date Extracted	Q
Chromium, Hexavalent	7199	**1.37**	mg/Kg	0.72	0.08	1	11/10/15 00:19	11/03/15	
Chromium, Hexavalent	7199	**1.36**	mg/Kg	0.72	0.08	1	11/10/15 00:11	11/03/15	

Analytical Report

Client:	Environmental Planning Specialists	**Service Request:**	R1509132
Project:	PPC	**Date Collected:**	10/26/15 15:00
Sample Matrix:	Soil	**Date Received:**	10/27/15 08:10
Sample Name:	15299-SD-12	**Basis:**	As Received
Lab Code:	R1509132-013		

General Chemistry Parameters

Analyte Name	Analysis Method	Result	Units	PQL	MDL	Dil.	Date Analyzed	Date Extracted	Q
Total Solids	ALS SOP	**54.4**	Percent	-	-	1	10/28/15 10:18	NA	

Analytical Report

Client:	Environmental Planning Specialists	**Service Request:**	R1509132
Project:	PPC	**Date Collected:**	10/26/15 15:05
Sample Matrix:	Soil	**Date Received:**	10/27/15 08:10
Sample Name:	15299-SD-13	**Basis:**	Dry
Lab Code:	R1509132-014		

General Chemistry Parameters

Analyte Name	Analysis Method	Result	Units	PQL	MDL	Dil.	Date Analyzed	Date Extracted	Q
Chromium, Hexavalent	7199	**0.25 J**	mg/Kg	0.61	0.07	1	11/10/15 00:34	11/03/15	
Chromium, Hexavalent	7199	**0.25 J**	mg/Kg	0.61	0.07	1	11/10/15 00:26	11/03/15	

Analytical Report

Client:	Environmental Planning Specialists	**Service Request:**	R1509132
Project:	PPC	**Date Collected:**	10/26/15 15:05
Sample Matrix:	Soil	**Date Received:**	10/27/15 08:10
Sample Name:	15299-SD-13	**Basis:**	As Received
Lab Code:	R1509132-014		

General Chemistry Parameters

Analyte Name	Analysis Method	Result	Units	PQL	MDL	Dil.	Date Analyzed	Date Extracted	Q
Total Solids	ALS SOP	**64.6**	Percent	-	-	1	10/28/15 10:18	NA	

Analytical Report

Client:	Environmental Planning Specialists	**Service Request:**	R1509132
Project:	PPC	**Date Collected:**	10/26/15 15:10
Sample Matrix:	Soil	**Date Received:**	10/27/15 08:10
Sample Name:	15299-SD-14	**Basis:**	Dry
Lab Code:	R1509132-015		

General Chemistry Parameters

Analyte Name	Analysis Method	Result	Units	PQL	MDL	Dil.	Date Analyzed	Date Extracted	Q
Chromium, Hexavalent	7199	**0.82**	mg/Kg	0.62	0.07	1	11/10/15 00:41	11/03/15	
Chromium, Hexavalent	7199	**0.83**	mg/Kg	0.62	0.07	1	11/10/15 00:50	11/03/15	

Analytical Report

Client:	Environmental Planning Specialists	**Service Request:**	R1509132
Project:	PPC	**Date Collected:**	10/26/15 15:10
Sample Matrix:	Soil	**Date Received:**	10/27/15 08:10
Sample Name:	15299-SD-14	**Basis:**	As Received
Lab Code:	R1509132-015		

General Chemistry Parameters

Analyte Name	Analysis Method	Result	Units	PQL	MDL	Dil.	Date Analyzed	Date Extracted	Q
Total Solids	ALS SOP	**62.8**	Percent	-	-	1	10/28/15 10:18	NA	

Analytical Report

Client:	Environmental Planning Specialists	**Service Request:**	R1509132
Project:	PPC	**Date Collected:**	10/27/15 10:30
Sample Matrix:	Water	**Date Received:**	10/28/15 08:15
Sample Name:	15300-MW-15	**Basis:**	NA
Lab Code:	R1509132-016		

General Chemistry Parameters

Analyte Name	Analysis Method	Result	Units	PQL	MDL	Dil.	Date Analyzed	Q
Chromium, Hexavalent, Dissolved	218.6 LL	0.020 U	ug/L	0.020	0.010	1	11/06/15 23:42	

Analytical Report

Client:	Environmental Planning Specialists	**Service Request:**	R1509132
Project:	PPC	**Date Collected:**	10/27/15 11:45
Sample Matrix:	Water	**Date Received:**	10/28/15 08:15
Sample Name:	15300-MW-16	**Basis:**	NA
Lab Code:	R1509132-017		

General Chemistry Parameters

Analyte Name	Analysis Method	Result	Units	PQL	MDL	Dil.	Date Analyzed	Q
Chromium, Hexavalent, Dissolved	218.6 LL	0.020 U	ug/L	0.020	0.010	1	11/06/15 23:57	

Analytical Report

Client:	Environmental Planning Specialists	**Service Request:**	R1509132
Project:	PPC	**Date Collected:**	10/27/15 12:30
Sample Matrix:	Water	**Date Received:**	10/28/15 08:15
Sample Name:	15300-MW-14	**Basis:**	NA
Lab Code:	R1509132-018		

General Chemistry Parameters

Analyte Name	Analysis Method	Result	Units	PQL	MDL	Dil.	Date Analyzed	Q
Chromium, Hexavalent, Dissolved	218.6 LL	0.020 U	ug/L	0.020	0.010	1	11/07/15 00:11	

Analytical Report

Client:	Environmental Planning Specialists	**Service Request:**	R1509132
Project:	PPC	**Date Collected:**	NA
Sample Matrix:	Water	**Date Received:**	NA
Sample Name:	Method Blank	**Basis:**	NA
Lab Code:	R1509132-MB1		

General Chemistry Parameters

Analyte Name	Analysis Method	Result	Units	PQL	MDL	Dil.	Date Analyzed	Q
Chromium, Hexavalent, Dissolved	218.6 LL	0.020 U	ug/L	0.020	0.010	1	11/06/15 19:51	

Analytical Report

Client:	Environmental Planning Specialists	**Service Request:**	R1509132
Project:	PPC	**Date Collected:**	NA
Sample Matrix:	Soil	**Date Received:**	NA
Sample Name:	Method Blank	**Basis:**	Dry
Lab Code:	R1509132-MB2		

General Chemistry Parameters

Analyte Name	Analysis Method	Result		Units	PQL	MDL	Dil.	Date Analyzed	Date Extracted	Q
Chromium, Hexavalent	7199	0.40	U	mg/Kg	0.40	0.05	1	11/09/15 18:34	11/03/15	
Chromium, Hexavalent	7199	0.40	U	mg/Kg	0.40	0.05	1	11/09/15 18:27	11/03/15	

Client: Environmental Planning Specialists
Project: PPC
Sample Matrix: Water

Service Request: R1509132
Date Analyzed: 11/06/15

Lab Control Sample Summary
General Chemistry Parameters

Units:ug/L
Basis:NA

Lab Control Sample
R1509132-LCS2

Analyte Name	Analytical Method	Result	Spike Amount	% Rec	% Rec Limits
Chromium, Hexavalent, Dissolved	218.6 LL	0.201	0.200	101	90-110

Client: Environmental Planning Specialists
Project: PPC
Sample Matrix: Soil

Service Request: R1509132
Date Analyzed: 11/09/15

Lab Control Sample Summary
General Chemistry Parameters

Units:mg/Kg
Basis: Dry

Lab Control Sample
R1509132-LCS1

Analyte Name	Analytical Method	Result	Spike Amount	% Rec	% Rec Limits
Chromium, Hexavalent	7199	630	650	97	80-120
Chromium, Hexavalent	7199	642	650	99	80-120

QA/QC Report

Client:	Environmental Planning Specialists	**Service Request:**	R1509132
Project	PPC	**Date Collected:**	10/26/15
Sample Matrix:	Soil	**Date Received:**	10/27/15
		Date Analyzed:	11/09/15

Replicate Sample Summary
General Chemistry Parameters

Sample Name:	15299-SB-35	**Units:**	mg/Kg
Lab Code:	R1509132-006	**Basis:**	Dry

Analyte Name	Analysis Method	PQL	MDL	Sample Result	Duplicate Sample R1509132-006DUP Result	Average	RPD	RPD Limit
Chromium, Hexavalent	7199	0.49	0.06	3.56	3.62	3.59	2	20
Chromium, Hexavalent	7199	0.49	0.06	3.57	3.64	3.60	2	20

Results flagged with an asterisk (*) indicate values outside control criteria.

Results flagged with a pound (#) indicate the control criteria is not applicable.

Percent recoveries and relative percent differences (RPD) are determined by the software using values in the calculation which have not been rounded.

ALS Group USA, Corp.

dba ALS Environmental

QA/QC Report

Client:	Environmental Planning Specialists	**Service Request:**	R1509132
Project	PPC	**Date Collected:**	10/26/15
Sample Matrix:	Soil	**Date Received:**	10/27/15
		Date Analyzed:	10/28/15

Replicate Sample Summary

General Chemistry Parameters

Sample Name:	15299-SB-32	**Units:**	Percent
Lab Code:	R1509132-003	**Basis:**	As Received

Analyte Name	Analysis Method	PQL	Sample Result	Duplicate Sample R1509132-003DUP Result	Average	RPD	RPD Limit
Total Solids	ALS SOP	-	81.0	81.3	81.1	<1	20

Results flagged with an asterisk (*) indicate values outside control criteria.

Results flagged with a pound (#) indicate the control criteria is not applicable.

Percent recoveries and relative percent differences (RPD) are determined by the software using values in the calculation which have not been rounded.

ALS Group USA, Corp.

dba ALS Environmental

QA/QC Report

Client:	Environmental Planning Specialists	**Service Request:**	R1509132
Project	PPC	**Date Collected:**	10/26/15
Sample Matrix:	Soil	**Date Received:**	10/27/15
		Date Analyzed:	10/28/15

Replicate Sample Summary
General Chemistry Parameters

Sample Name:	15299-SB-29	**Units:**	Percent
Lab Code:	R1509132-005	**Basis:**	As Received

Analyte Name	Analysis Method	PQL	Sample Result	Duplicate Sample R1509132-005DUP Result	Average	RPD	RPD Limit
Total Solids	ALS SOP	-	86.1	87.9	87.0	2	20

Results flagged with an asterisk (*) indicate values outside control criteria.

Results flagged with a pound (#) indicate the control criteria is not applicable.

Percent recoveries and relative percent differences (RPD) are determined by the software using values in the calculation which have not been rounded.

Client:	Environmental Planning Specialists	**Service Request:**	R1509132
Project:	PPC	**Date Collected:**	10/26/15
Sample Matrix:	Soil	**Date Received:**	10/27/15
		Date Analyzed:	11/9/15
		Date Extracted:	11/3/15

Matrix Spike Summary
Chromium, Hexavalent

Sample Name:	15299-SB-35	**Units:**	mg/Kg
Lab Code:	R1509132-006	**Basis:**	Dry
Analysis Method:	7199		
Prep Method:	EPA 3060A		

Matrix Spike
R1509132-006MS1

Analyte Name	Sample Result	Result	Spike Amount	% Rec	% Rec Limits
Chromium, Hexavalent	3.57	49.3	49.6	92	75-125
Chromium, Hexavalent	3.56	49.2	49.6	92	75-125

Results flagged with an asterisk (*) indicate values outside control criteria.

Results flagged with a pound (#) indicate the control criteria is not applicable.

Percent recoveries and relative percent differences (RPD) are determined by the software using values in the calculation which have not been rounded.

Client:	Environmental Planning Specialists	**Service Request:**	R1509132
Project:	PPC	**Date Collected:**	10/26/15
Sample Matrix:	Soil	**Date Received:**	10/27/15
		Date Analyzed:	11/9/15
		Date Extracted:	11/3/15

Matrix Spike Summary
Chromium, Hexavalent

Sample Name:	15299-SB-35	**Units:**	mg/Kg
Lab Code:	R1509132-006	**Basis:**	Dry
Analysis Method:	7199		
Prep Method:	EPA 3060A		

Matrix Spike
R1509132-006MS2

Analyte Name	Sample Result	Result	Spike Amount	% Rec	% Rec Limits
Chromium, Hexavalent	3.56	740	793	93	75-125
Chromium, Hexavalent	3.57	742	793	93	75-125

Results flagged with an asterisk (*) indicate values outside control criteria.

Results flagged with a pound (#) indicate the control criteria is not applicable.

Percent recoveries and relative percent differences (RPD) are determined by the software using values in the calculation which have not been rounded.

CHAIN OF CUSTODY/LABORATORY ANALYSIS REQUEST FORM

31841

ALS Environmental

1565 Jefferson Road, Building 300, Suite 360 • Rochester, NY 14623 | +1 585 288 5380 +1 585 288 8475 (fax) PAGE 1 OF 2

Project Name: PPC	Project Number:
Project Manager: Kirk Kessler	Report CC:
Company/Address: EPS 1050 Crown Pointe Atlanta GA	
Phone #: 404-315-9113	Email: mweber-goeke@enviplanning.com
Sampler's Signature: M. Weber-Goeke	Sampler's Printed Name: M. WEBER-GOEKE

ANALYSIS REQUESTED *(Include Method Number and Container Preservative)*

PRESERVATIVE: Ice

CLIENT SAMPLE ID	FOR OFFICE USE ONLY LAB ID	SAMPLING DATE	SAMPLING TIME	MATRIX	NUMBER OF CONTAINERS	Cr6+ 7199	REMARKS/ ALTERNATE DESCRIPTION
15299-SB-31		10/26/15	0943	Soil	1	X	
15299-SB-33		10/26/15	0953	Soil	1	X	
15299-SB-32		10/26/15	0948	Soil	1	X	
15299-SB-30		10/26/15	0938	Soil	1	X	
15299-SB-29		10/26/15	1046	Soil	1	X	
15299-SB-35		10/26/15	1017	Soil	1	X	
15299-SB-34		10/26/15	1030	Soil	1	X	
15299-SB-26		10/26/15	1105	Soil	1	X	
15299-SB-28		10/26/15	1156	Soil	1	X	
15299-SB-27		10/26/15	1233	Soil	1	X	

Preservative Key
0. NONE
1. HCL
2. HNO_3
3. H_2SO_4
4. NaOH
5. Zn. Acetate
6. MeOH
7. $NaHSO_4$
8. Other _____

GC/MS VOAs ○ 8260 ○ 624 ○ CLP
GC/MS SVOAs ○ 8270 ○ 625
GC VOAs ○ 8021 ○ 601/602
PESTICIDES ○ 8081 ○ 608
PCBs ○ 8082 ○ 608
METALS, TOTAL (List in comments below)
METALS, DISSOLVED (List in comments below)

SPECIAL INSTRUCTIONS/COMMENTS
Metals

See QAPP ☐

TURNAROUND REQUIREMENTS
_____ RUSH (SURCHARGES APPLY)
_____ 1 day _____ 2 day _____ 3 day
_____ 4 day __X__ 5 day

REQUESTED REPORT DATE: _____

REPORT REQUIREMENTS
_____ I. Results Only
__X__ II. Results + QC Summaries (LCS, DUP, MS/MSD as required)
_____ III. Results + QC and Calibration Summaries
_____ IV. Data Validation Report with Raw Data

Edata __X__ Yes _____ No

INVOICE INFORMATION
PO #
BILL TO:

STATE WHERE SAMPLES WERE COLLECTED

RELINQUISHED BY	RECEIVED BY	RELINQUISHED BY	RECEIVED BY	RELINQUISHED BY	RECEIVED BY
Signature: M. Weber-Goeke	Signature:	Signature	Signature	Signature	
Printed Name: M. WEBER-GOEKE	Printed Name:	Printed Name	Printed Name	Printed Name	
Firm: EPS	Firm: ALS	Firm	Firm	Firm	
Date/Time: 10/26/15 1700	Date/Time: 10/27/15 0810	Date/Time	Date/Time	Date/Time	Date/Time

R1509132 5
Environmental Planning Specialists
Hexavalent chromium

Distribution: White - Lab Copy; Yellow - Return to Originator

© 2012 by ALS Group

ALS Environmental

CHAIN OF CUSTODY/LABORATORY ANALYSIS REQUEST FORM

31839

1565 Jefferson Road, Building 300, Suite 360 • Rochester, NY 14623 | +1 585 288 5380 +1 585 288 8475 (fax) PAGE 2 OF 2

Project Name: PPC	Project Number:
Project Manager: Kirk Kessler	Report CC:
Company/Address: EPS 1050 Crown Point Atlanta GA	
Phone #: 404-315-9113	Email: mweber-goeke@enviroplanning.com
Sampler's Signature: M. Weber-Goeke	Sampler's Printed Name: M. WEBER-GOEKE

ANALYSIS REQUESTED *(Include Method Number and Container Preservative)*

PRESERVATIVE: Ice

CLIENT SAMPLE ID	FOR OFFICE USE ONLY LAB ID	SAMPLING DATE	SAMPLING TIME	MATRIX	NUMBER OF CONTAINERS	GC/MS VOAs ○ 8260 ○ 624 ○ CLP	GC/MS SVOAs ○ 8270 ○ 625	GC VOAs ○ 8021 ○ 601/602	PESTICIDES ○ 8081 ○ 608	PCBs ○ 8082 ○ 608	METALS, TOTAL (List in comments below)	METALS, DISSOLVED (List in comments below)	Cr 6+ 7199								REMARKS/ ALTERNATE DESCRIPTION
15299-SD-10		10/26/15	1450	SD	1								X								
15299-SD-11		10/26/15	1455	SD	1								X								
15299-SD-12		10/26/15	1500	SD	1								X								
15299-SD-13		10/26/15	1505	SD	1								X								
15299-SD-14		10/26/15	1510	SD	1								X								

Preservative Key
0. NONE
1. HCL
2. HNO_3
3. H_2SO_4
4. NaOH
5. Zn. Acetate
6. MeOH
7. $NaHSO_4$
8. Other _____

SPECIAL INSTRUCTIONS/COMMENTS
Metals

See QAPP ☐

TURNAROUND REQUIREMENTS
_____ RUSH (SURCHARGES APPLY)
_____ 1 day _____ 2 day _____ 3 day
_____ 4 day ~~X~~ 5 day

REQUESTED REPORT DATE
_____

REPORT REQUIREMENTS
____ I. Results Only
__X__ II. Results + QC Summaries (LCS, DUP, MS/MSD as required)
____ III. Results + QC and Calibration Summaries
____ IV. Data Validation Report with Raw Data

Edata __X__ Yes ____ No

INVOICE INFORMATION
PO #
BILL TO:

STATE WHERE SAMPLES WERE COLLECTED

RELINQUISHED BY	RECEIVED BY	RELINQUISHED BY	RECEIVED BY	RELINQUISHED BY	RECEIVED BY
Signature: M. Weber-Goeke	Signature:	Signature	Signature	Signature	
Printed Name: M. WEBER-GOEKE	Printed Name:	Printed Name	Printed Name	Printed Name	
Firm: EPS	Firm: ALS	Firm	Firm	Firm	
Date/Time: 10/26/15 1700	Date/Time: 10/27/15 0810	Date/Time	Date/Time	Date/Time	Date/Time

R1509132 5
Environmental Planning Specialists
Hexavalent chromium

Distribution: White - Lab Copy; Yellow - Return to Originator

© 2012 by ALS Group

Cooler Receipt and Preservation Check Form

R1509132 5
Environmental Planning Specialists
Hexavalent chromium

Project/Client EPS Folder Number .

Cooler received on 10/27/15 by: @ COURIER: ALS UPS (FEDEX) VELOCITY CLIENT

1	Were **Custody seals** on outside of cooler?	(Y) N	5a	**Perchlorate** samples have required headspace?	Y N (NA)
2	**Custody papers** properly completed (ink, signed)?	(Y) N	5b	Did VOA vials, Alk,or Sulfide have sig* **bubbles**?	Y N (NA)
3	Did all bottles arrive in good **condition** (unbroken)?	(Y) N	6	Where did the bottles originate?	(ALS/ROC) CLIENT
4	Circle: (Wet Ice) **Dry Ice Gel packs** present?	(Y) N	7	Soil VOA received as: Bulk Encore 5035set	(NA)

8. Temperature Readings Date: 10/27/15 Time: 0810 ID: (IR#3) IR#5 From: (Temp Blank) Sample Bottle

Observed Temp (°C)	2.7						
Correction Factor (°C)	+0.5						
Corrected Temp (°C)	3.2						
Within 0-6°C?	(Y) N	Y N	Y N	Y N	Y N	Y N	Y N
If <0°C, were samples frozen?	Y N	Y N	Y N	Y N	Y N	Y N	Y N

If out of Temperature, note packing/ice condition: _____ Ice melted Poorly Packed Same Day Rule

&Client Approval to Run Samples: _____ Standing Approval Client aware at drop-off Client notified by: _____

All samples held in storage location: R-002 by @ on 10/27/15 at 0817
5035 samples placed in storage location: _____ by _____ on _____ at _____

PC Secondary Review: JMW 10/27/15

Cooler Breakdown: Date: 10/27/15 Time: 0832 by: @

1. Were all bottle labels complete (*i.e.* analysis, preservation, etc.)? (YES) NO
2. Did all bottle labels and tags agree with custody papers? (YES) NO
3. Were correct containers used for the tests indicated? (YES) NO
4. Air Samples: Cassettes / Tubes Intact Canisters Pressurized Tedlar® Bags Inflated (N/A)

Explain any discrepancies:

pH	Reagent	Yes	No	Lot Received	Exp	Sample ID	Vol. Added	Lot Added	Final pH
≥12	NaOH								
≤2	HNO_3								
≤2	H_2SO_4								
<4	$NaHSO_4$								
Residual Chlorine (-)	For CN Phenol and 522			If +, contact PM to add $Na_2S_2O_3$ (CN), ascorbic (phenol).					
	$Na_2S_2O_3$	-	-						
	ZnAcetate	-	-						
	HCl	**	**						

**Not to be tested before analysis – pH tested and recorded by VOAs on a separate worksheet

Yes=All samples OK

No=Samples were preserved at The lab as listed

PM OK to Adjust: _____

Bottle lot numbers: 082415-18NS
Other Comments:

PC Secondary Review: JMW 10/27/15 *significant air bubbles: VOA > 5-6 mm : WC >1 in. diameter

ALS Environmental

CHAIN OF CUSTODY/LABORATORY ANALYSIS REQUEST FORM

31840

1565 Jefferson Road, Building 300, Suite 360 • Rochester, NY 14623 | +1 585 288 5380 +1 585 288 8475 (fax) PAGE 1 OF 1

Project Name: PPC	Project Number:
Project Manager: Kirk Kessler	Report CC:
Company/Address: EPS, INC. 1050 Crown Pointe Parkway Atlanta, GA	
Phone #: 404-315-9113	Email: mweber-goeke@enplanning.com
Sampler's Signature: M.Weber-Goeke	Sampler's Printed Name: M. WEBER-GOEKE

ANALYSIS REQUESTED *(Include Method Number and Container Preservative)*

PRESERVATIVE: 2, 4

CLIENT SAMPLE ID	FOR OFFICE USE ONLY LAB ID	SAMPLING DATE	SAMPLING TIME	MATRIX	NUMBER OF CONTAINERS	GC/MS VOAs ○ 8260 ○ 624 ○ CLP	GC/MS SVOAs ○ 8270 ○ 625	GC VOAs ○ 8021 ○ 601/602	PESTICIDES ○ 8081 ○ 608	PCBs ○ 8082 ○ 608	METALS, TOTAL (List in comments below)	METALS, DISSOLVED (List in comments below)	Cr6+ 218.6							REMARKS/ ALTERNATE DESCRIPTION
15300-MW-15		10/27/15	1030	GW	1								X							filtered in field
15300-MW-16		10/27/15	1145	GW	1								X							filtered in field
15300-MW-14		10/27/15	1230	GW	1								X							filtered in field

Preservative Key
0. NONE
1. HCL
2. HNO_3
3. H_2SO_4
4. NaOH
5. Zn. Acetate
6. MeOH
7. $NaHSO_4$
8. Other _____

SPECIAL INSTRUCTIONS/COMMENTS
Metals

See QAPP ☐

TURNAROUND REQUIREMENTS
_____ RUSH (SURCHARGES APPLY)
_____ 1 day _____ 2 day _____ 3 day
_____ 4 day __X__ 5 day
REQUESTED REPORT DATE _____

REPORT REQUIREMENTS
____ I. Results Only
__X__ II. Results + QC Summaries (LCS, DUP, MS/MSD as required)
____ III. Results + QC and Calibration Summaries
____ IV. Data Validation Report
Edata __X__ Yes

INVOICE INFORMATION
PO #
BILL TO:

R1509132 5
Environmental Planning Specialists
PPC

STATE WHERE SAMPLES WERE COLLECTED

RELINQUISHED BY	RECEIVED BY	RELINQUISHED BY	RECEIVED BY	RELINQUISHED BY	RECEIVED BY
Signature: M.Weber-Goeke	Signature:	Signature	Signature	Signature	Signature
Printed Name: M. WEBER-GOEKE	Printed Name: Matt Stone	Printed Name	Printed Name	Printed Name	Printed Name
Firm: EPS, INC.	Firm: ALS	Firm	Firm	Firm	Firm
Date/Time: 10/27/15 1330	Date/Time: 10/28/15 0815	Date/Time	Date/Time	Date/Time	Date/Time

Distribution: White - Lab Copy; Yellow - Return to Originator

© 2012 by ALS Group

R1509132 5
Environmental Planning Specialists
PPC

Cooler Receipt and Preservation Check Form

Project/Client EPS Folder Number R15-9132

Cooler received on 10/28/15 by: MDS

COURIER: ALS UPS (FEDEX) VELOCITY CLIENT

1	Were **Custody seals** on outside of cooler?	(Y) N		5a	**Perchlorate** samples have required headspace?	Y N (NA)	
2	**Custody papers** properly completed (ink, signed)?	(Y) N		5b	Did VOA vials, Alk,or Sulfide have sig* **bubbles**?	Y N (NA)	
3	Did all bottles arrive in good **condition** (unbroken)?	(Y) N		6	Where did the bottles originate?	(ALS/ROC)	CLIENT
4	Circle: (**Wet Ice**) **Dry Ice** **Gel packs** present?	(Y) N		7	Soil VOA received as:	Bulk Encore 5035set	(NA)

8. Temperature Readings Date: 10/28/15 Time: 0844 ID: (IR#3) IR#5 From: (Temp Blank) Sample Bottle

Observed Temp (°C)	3.6						
Correction Factor (°C)	+1.0						
Corrected Temp (°C)	4.6						
Within 0-6°C?	(Y) N	Y N	Y N	Y N	Y N	Y N	Y N
If <0°C, were samples frozen?	Y N	Y N	Y N	Y N	Y N	Y N	Y N

If out of Temperature, note packing/ice condition: _____ Ice melted Poorly Packed Same Day Rule

&Client Approval to Run Samples: _____ Standing Approval Client aware at drop-off Client notified by: _____

All samples held in storage location: R-002 by MDS on 10/28/15 at 0844
5035 samples placed in storage location: _____ by _____ on _____ at _____

PC Secondary Review: JMS 10/29/15

Cooler Breakdown: Date: 10/28/15 Time: 0905 by: MARC

1. Were all bottle labels complete (*i.e.* analysis, preservation, etc.)? (YES) NO
2. Did all bottle labels and tags agree with custody papers? (YES) NO
3. Were correct containers used for the tests indicated? (YES) NO
4. Air Samples: Cassettes / Tubes Intact Canisters Pressurized Tedlar® Bags Inflated (N/A)

Explain any discrepancies:

pH	Reagent	Yes	No	Lot Received	Exp	Sample ID	Vol. Added	Lot Added	Final pH
≥12	NaOH								
≤2	HNO_3								
≤2	H_2SO_4								
<4	$NaHSO_4$								
Residual Chlorine (-)	For CN Phenol and 522			If +, contact PM to add $Na_2S_2O_3$ (CN), ascorbic (phenol).					
	$Na_2S_2O_3$	-	-						
	ZnAcetate	-	-						
	HCl	**	**						

**Not to be tested before analysis – pH tested and recorded by VOAs on a separate worksheet

Yes=All samples OK

No=Samples were preserved at The lab as listed

PM OK to Adjust: _____

Bottle lot numbers: 081015-IAAO

Other Comments:

Cr+6 Buffer: 85124 ; 10116

3 218.6
10/27
1030-1230

PC Secondary Review: JMS 10/29/15 *significant air bubbles: VOA > 5-6 mm : WC >1 in. diameter

APPENDIX F
Professional Geologist Summary of Hours

Environmental Planning Specialists, Inc.

Precision Machine of Savannah - PG Hours (Kirk Kessler)

January through September 2016

PMS:Remediation	Jan 16	Feb 16	Mar 16	Apr 16	May 16	Jun 16	Jul 16	Aug 16	Sep 16	TOTAL
TOTAL	0.00	0.00	3.00	36.50	0.00	0.50	14.50	1.50	8.00	64.00