VOLUNTARY REMEDIATION PROGRAM
COMPLIANCE STATUS REPORT
THOMASVILLE NATIONAL BANK
301 N. BROAD STREET
THOMASVILLE, THOMAS COUNTY, GEORGIA
HSI NO. 10902

DOCUMENT PREPARED FOR:

THOMASVILLE NATIONAL BANK
301 N. BROAD STREET
THOMASVILLE, GEORGIA

DOCUMENT PRESENTED TO:

GEORGIA DEPARTMENT OF NATURAL RESOURCES
ENVIRONMENTAL PROTECTION DIVISION
LAND PROTECTION BRANCH
2 MARTIN LUTHER KING JR. DRIVE SE, SUITE 1054 EAST
ATLANTA, GEORGIA 30334

DOCUMENT PREPARED BY:

1760 OAKBROOK DRIVE, SUITE 365
NORCROSS, GEORGIA 30093
(770) 449-6100 · (770) 449-6119 FAX
WWW.PEACHTREEENVIRONMENTAL.COM

January 2019

CERTIFICATION

I certify that this document, and all attachments, were prepared under my direction or supervision according to a system designed to assure that qualified personnel properly gather and evaluate the information submitted. Based on my inquiry of the person or persons who manage the system, or those persons directly responsible for gathering the information, the information submitted is, to the best of my knowledge and belief, true, accurate, and complete. I am aware that there are significant penalties for submitting false information, including the possibility of fine and imprisonment for knowing violations. Based on my review of the findings of this report with respect to risk reduction standards (RRS) of the Rules for Hazardous Site Response, Rule 396-3-19.07, I have determined that soils at the 301 N. Broad Street, Thomasville, Thomas County, Georgia property, which is the subject of this CSR, does not meet Types 1 through 4 Risk Reduction Standards and Thomasville National Bank is pursuing a Type 5 remedy.

Thomasville National Bank

By: _____
Hollie Lloyd

Title: SVP/CFO

Date: 2-1-2019

QUALIFIED GROUNDWATER SCIENTIST CERTIFICATION

I certify that I am a qualified groundwater scientist who has received a baccalaureate or post graduate degree in the natural sciences or engineering and have sufficient training and experience in groundwater hydrology and related fields, as demonstrated by state registration and completion of accredited university courses, that enable me to make sound professional judgments regarding groundwater monitoring and contaminant fate and transport. I further certify that this report was prepared by me or by a subordinate working under my direction.

Larry Carter, P.G.

COMPLIANCE STATUS REPORT
THOMASVILLE NATIONAL BANK (FORMER ROSE CITY CLEANERS) PROPERTY
THOMASVILLE, THOMAS COUNTY, GEORGIA
HSI #10902

TABLE OF CONTENTS

CERTIFICATION i

QUALIFIED GROUNDWATER SCIENTIST CERTIFICATION ii

1.0 INTRODUCTION 1

1.1 History of the Property 1

2.0 DESCRIPTION OF THE RELEASE SOURCE 4

3.0 GEOLOGIC SETTING 5

3.1 Topography 5

3.2 Site Geology 5

3.3 Site Hydrogeology 5

4.0 PRIOR INVESTIGATIONS 7

4.1 Environmental Phase II Site Assessment (March 1995) 7

5.0 SOIL ASSESSMENT 8

5.1 General Approach Used 8

5.1.2 Compliance Status Report and Corrective Action Plan for Thomasville National Bank (Former Rose Cleaners), September 2011 8

5.1.3 Voluntary Investigation and Remediation Plan (VIRP) for Thomasville National Bank (Former Rose Cleaners), August 2012 9

5.1.4 Second Semiannual Progress Report, Thomasville National Bank (Former Rose Cleaners) Property, Thomasville, Thomas County, Georgia – February 2014 9

5.1.5 Fourth Semiannual Progress Report for Thomasville National Bank (Former Rose City Cleaners Property) – January 2015 11

5.1.6 Fifth Semiannual Progress Report for Thomasville National Bank (Former Rose City Cleaners Property) – July 2015 11

5.1.7 Sixth Semiannual Progress Report for Thomasville National Bank (Former Rose City Cleaners Property) – January 2016 11

5.1.8 Ninth Semiannual Progress Report for Thomasville National Bank (Former Rose City Cleaners Property) – August 2017 13

5.1.9 Forensic Analytical Consulting Services (FACS) Indoor Air Sampling for Thomasville National Bank – January 16, 2018 and March 19, 2018 14

5.1.10 Vapor Intrusion Assessment for Thomasville National Bank, Atlas Geo-Sampling (Atlas) – August 2018 15
5.2 Nature and Extent of Soil Contamination 16
6.0 GROUNDWATER ASSESSMENT 18
6.1 Previous Investigations 18
6.2 General Approach Used 18
6.3 Groundwater Sampling 18
6.4 Analytical Results 19
7.0 POTENTIAL RECEPTORS 21
8.0 RISK-REDUCTION STANDARDS 22
8.1 Types 1 and 2 Risk Reduction Standards 22
8.2 Area Averaging and Type 4 Compliance 22
8.3 Type 5 Risk Reduction Standard 22
9.0 ACTIONS TAKEN TO COMPLY WITH RRS 24
9.1 Chemical Injection 24
9.2 Type 5 Engineered and Institutional Controls 24

LIST OF FIGURES

Figure 1	Property Location / USGS Topographic Map
Figure 2	Property Layout Map
Figure 3	Stratigraphic Cross Section Map
Figure 4	Stratigraphic Cross Section A – A’
Figure 5	Stratigraphic Cross Section B – B’
Figure 6	Stratigraphic Cross Section C – C’
Figure 7	Groundwater Contour Map December 2018
Figure 8	Soil Analytical Results Map
Figure 9	Extent of PCE Map
Figure 10	Soil Cross Section Map
Figure 11	Soil Cross Section A – A’
Figure 12	Soil Cross Section B – B’
Figure 13	Soil Cross Section C – C’
Figure 14	Groundwater Analytical Results December 2018
Figure 15	Tetrachloroethene Concentration Map December 2018
Figure 16	Trichloroethene Concentration Map December 2018
Figure 17	cis-DCE Concentration Map – December 2018

LIST OF TABLES

Table 1	Summary of Groundwater Elevations
Table 2	Summary of Soil Analytical Results
Table 3	Summary of Groundwater Analytical Results

LIST OF APPENDICES

Appendix A	Underground Storage Tank No Further Action Letter
Appendix B	Boring Logs and Monitoring Well Diagrams
Appendix C	Soil Laboratory Analytical Results
Appendix D	FACS Report and Atlas Report
Appendix E	December 2018 Monitoring Well Purging and Sampling Information Sheets
Appendix F	December 2018 Groundwater Analytical Results
Appendix G	Risk Reduction Standard Calculations
Appendix H	Redox-Tech Injection Report

ACRONYMS

AES	Analytical Environmental Services, Inc.
bgs	Below Ground Surface
CAP	Corrective Action Plan
cis-DCE	cis-1,2-Dichloroethene
CSR	Compliance Status Report
COCs	Constituents of Concern
CSM	Conceptual Site Model
EPD	Environmental Protection Division
ERD-ZVI	Enhanced Reductive De-Chlorination-Zero Valent Iron
HSI	Hazardous Site Inventory
HSRA	Hazardous Site Response Act
J&E	Johnson & Ettinger
MCL	Maximum Contaminant Levels
$\mu g/m^3$	Micrograms per Cubic Meter
µg/L	Micrograms per Liter
MNA	Monitored Natural Attenuation
NAPL	Non-aqueous phase liquid
Peachtree	Peachtree Environmental
PCE	Tetrachloroethene
RN	Release Notification
RRS	Risk Reduction Standard
SESD	Science and Ecological Services Division
TCL	Target Compound List
TCE	Trichloroethene
TNB	Thomasville National Bank
USEPA	United States Environmental Protection Agency
USGS	United States Geological Survey
UST	Underground Storage Tank
USTMP	Underground Storage Tank Management Program
VIRP	Voluntary Investigation and Remediation Plan
VISL	Vapor Intrusion Screening Level
VRP	Voluntary Remediation Program
VOCs	Volatile Organic Compounds

1.0 INTRODUCTION

PEACHTREE ENVIRONMENTAL (Peachtree) is submitting this Compliance Status Report on behalf of **THOMASVILLE NATIONAL BANK** (TNB), for the former Rose City Cleaner property located at 301 North Broad Street, in Thomasville, Thomas County, Georgia (the "VRP Property"). The VRP Property is listed on the Hazardous Site Inventory (HSI) as Site #10902.

TNB is a full-service bank that occupies one building. The 301 North Broad Street parcel consists of the main TNB bank building with walk-up and drive through teller services and administrative offices; 325 North Broad Street is occupied by the TNB Administration building. Asphalt-paved parking lots are located north, south, east, and west of the 301 North Broad Street building and south and east of the 325 Broad Street building. Landscaped/grassed areas are located on the perimeter of the Property, adjacent to the buildings, in in the parking lots.

The VRP Property is located at 30° 50' 21.63" North (latitude) and 83° 58' 56.80" West (longitude). A VRP Property Location / U.S. Geological Survey (USGS) Topographic Map is included as **Figure 1**. The VRP Property consists of two parcels of land totaling approximately 1.52 acres, as follows:

- 301 North Broad Street - Parcel ID: 005 006004 (1.0 Acres); and
- 325 North Broad Street - Parcel ID: 005 006003 (0.52 Acres).

The VRP Property is bordered by:

- Northeast - Broad Street with commercial establishments beyond Broad Street;
- Southeast - Washington Street and a City of Thomasville government complex beyond;
- Southwest - North Madison Street with commercial and governmental complexes; and
- Northwest - Undeveloped and commercial properties to the West.

A VRP Property Layout Map is provided as **Figure 2**.

1.1 HISTORY OF THE PROPERTY

The VRP Property reportedly operated as a gasoline service station and dry cleaner (Rose City Dry Cleaners) from the 1920's to the 1990's.

The former Underground Storage Tank (UST) system owner, Mr. Carlos Gay, had a reported a release of regulated fuel constituents on May 4, 1995. Corrective action measures were implemented by the former property owner, which included the removal of two (2) 6,000-gallon and one (1) 4,000-gallon capacity gasoline USTs from a single tank pit. Subsequently, approximately 370 cubic yards of impacted soils were removed from the UST pit and sent for off-site disposal. At a later date, two additional USTs were reportedly removed from a second UST pit on the Property. The size and contents of these latter USTs are unknown.

The UST release was addressed through the Georgia Underground Storage Tank Management Program (USTMP) branch of the Environmental Protection Division (EPD). The USTMP issued

a regulatory status of "No Further Action" (NFA) for the UST release on May 31, 2001. A copy of the NFA letter is included in **Appendix A**.
Limited information is available on the past dry-cleaning operations at the former Rose City Cleaners. Due to the relatively high concentrations of dry cleaner fluid tetrachloroethene (PCE) and its breakdown products in soil and groundwater, it was presumed that the facility performed dry cleaning operations at some time in its past. However, based on historical information provided by TNB personnel and others, the former dry cleaners served as a drop off location only, and no on-site dry-cleaning activities were performed. No information is available concerning the location(s) of the dry-cleaning machines within the facility or its on-site "disposal" practices, if any.

The relationships between the other two establishments on site and the dry cleaner, if any, are unknown. The Bumper to Bumper facility was connected directly to the southwestern wall of dry cleaner, but no information on mutual access has been discovered. There was also a car repair establishment that appears to have been connected to the Bumper to Bumper establishment along its northwest wall. No information is available regarding the exact nature of the Bumper to Bumper activities. The possibility exists for the former Bumper to Bumper facility and the former car repair facility to have used chlorinated solvents.

According to a review of Thomas County tax records, Thomasville National Bank purchased the Property in December 1995. The approximate footprint of the former dry cleaner and other establishments previously on site relative to the existing TNB building is depicted on **Figure 2**.

A HSRA RN was filed with the Georgia EPD by Huber Engineering Company, Inc. (Huber) on behalf of Thomas County for the then-proposed Thomas County Courthouse facility property located south of the TNB facility. The RN, dated April 8, 2008, was prepared based on the identification of various VOCs and Lead detected in groundwater samples on the proposed courthouse property.

Based on its review of the initial RN for the proposed courthouse property and subsequent information provided by Huber on June 27, 2008, the Georgia EPD issued TNB a letter dated January 16, 2009 requesting that they file a separate RN. TNB provided a RN for the TNB property dated February 16, 2009. Based on its review of the RN provided by TNB, the Georgia EPD requested in a letter dated May 11, 2009 that TNB prepare and submit a revised RN to include soil and groundwater analytical testing data for volatile organic compounds.

On March 25, 2011, the Georgia EPD issued a letter requesting that a Compliance Status Report (CSR) and compliance certification statement be prepared and submitted for the Property by September 26, 2011, in accordance with Section 391-3-19-.06(3)(a) and 391-3-19-.07 of the HSRA Rules. The letter also stated that, in lieu of the submittal of a CSR, a Corrective Action Plan (CAP) could be submitted by the September 26, 2011 submittal deadline.

A CSR/CAP report was submitted to the Georgia EPD on September 26, 2011, providing a Compliance Certification that soils met the regulatory criteria for Type 1/3 Residential Risk Reduction Standards (RRS). In addition, the report provided a corrective action strategy for a 2-

year Monitored Natural Attenuation (MNA) demonstration for addressing groundwater impacts. Georgia EPD approved the MNA approach on November 1, 2012.

In December 2012, a Voluntary Investigation and Remediation Plan (VIRP) and VRP application were submitted in place of the Annual Groundwater Monitoring Report. Georgia EPD approved the VRP Application in February 2013.

Since that time, additional subsurface investigations have been performed by Peachtree in order to identify potential contaminant sources and delineate the extent of soil and groundwater impacts.

2.0 DESCRIPTION OF THE RELEASE SOURCE

A Phase I Environmental Site Assessment (Phase I ESA) was performed by Plainsman Environmental Management Services, Inc. (PEMS) for TNB in March 1995. The Phase I ESA found that the Property had been occupied by a gasoline station since 1928. At the time that the Phase I ESA was performed, the Property was occupied by an automobile parts store, an automobile repair shop, and a dry cleaner (Rose Cleaners), which was reportedly a drop off/pick up location only. The Phase I ESA noted three known USTs near the northwest corner of the Property and three suspect USTs near the northeastern corner of the Property. Containers of used oil were stored outside of the automotive repair shop. Floor drains were observed in all structures. Waste paint and paint solvents were observed in the Bumper to Bumper Auto Parts space.

PEMS performed a Phase II ESA at the Property in 1995. The Phase II ESA included collecting eight soil samples using a hand auger at twelve-feet bgs for benzene, toluene, ethylbenzene, xylenes (BTEX) and total petroleum hydrocarbons (TPH) analysis. No BTEX constituents were detected in the soil samples. TPH was detected in two soil samples.

The former Underground Storage Tank (UST) system owner, Mr. Carlos Gay, reported a release of regulated petroleum constituents on May 4, 1995. Corrective action measures were then implemented, which included the removal of two 6,000-gallon and one 4,000-gallon gasoline USTs from a single tank pit, and excavation and off-site disposal of approximately 370 cubic yards of impacted soils. Later, two additional USTs were reportedly removed from a second UST pit on the Property. The location of the second tank pit is unknown. The size and contents of these USTs are unknown. USTMP branch of the EPD issued a regulatory status of “No Further Action” for the UST release on May 31, 2001. A copy of the No Further Action letter is included in **Appendix A**.

Several subsurface investigations (performed from 1999 to December 2018), which included collecting soil and groundwater samples for laboratory analysis, have been performed on the Property by Peachtree. VOCs have been detected in soil and groundwater at the VRP Property. Although the source of the chlorinated VOC constituent impacts has not been definitively located at this time, an evaluation of soil and groundwater data collected to date suggests that the contaminant source is located below the bank building, which is also the location of the former building that occupied the Property. The petroleum fuel constituents detected in soil and groundwater are believed to be releases from the former petroleum fueling systems at the gas station.

3.0 GEOLOGIC SETTING

3.1 TOPOGRAPHY

The Property elevation slopes gently to the southwest, with an approximate elevation of 225 feet above the North Atlantic Vertical Datum (NAVD) (**Figure 1**). Based on Peachtree's site reconnaissance, storm water on the Property appears to flow toward the south and southwest, entering grated drop inlets located in the parking lot and eventually discharging into a tributary located approximately 1,300 feet southwest of the Property. No surface waters were observed on or adjacent to the Property.

3.2 SITE GEOLOGY

Thomas County, Georgia is in the Coastal Plain Physiographic Province of Georgia. The Coastal Plain extends south from the Fall Line, a line traversing across Georgia from Augusta to Macon and west to Columbus. This line is the intersection of the Piedmont providence and historically was a Mesozoic shoreline still marked by a line of sand hills. Most of this area is characterized by broad, flat to level plains underlain by a variety of limestone, minor dolomite, phosphatic sand, marl, clay fullers earth, gravel, sand, clay, and sandy clay. The rocks exposed in the Coastal Plain range from Late Cretaceous to Recent age and consist of alternating layers of sand, clay, and limestone. These sedimentary rocks of the Coastal Plain crop out at progressively younger ages from the Fall Line seaward. The Coastal Plain sediments gently dip to the south and southeast and thicken in the down dip direction forming wedge-shape strata. The elevations in the Coastal Plain range from approximately 750 feet above mean sea level to sea level on the Atlantic Coast.

According to the Geologic Map of Georgia, Thomas County and the City of Thomasville are located in a geologic formation called the Miccosukee Formation. This geologic unit is comprised of Neogene age Coastal Plain sedimentary rock. The primary rock type is clay or mud with sand and gravel secondary components.

3.3 SITE HYDROGEOLOGY

Water table conditions in the Coastal Plain region exist in coastal sediments near the land surface, principally in the residuum; however, artesian conditions exist in the deeper lying aquifers where permeable strata are confined between beds of lower permeabilities. These aquifers are recharged by rainfall when water enters the ground and percolates downward. The combination of higher and lower permeability zones in the subsurface can also result in "perched" groundwater zones or deeper confined aquifer conditions.

Soils beneath the VRP Property consist primarily of surficial red-brown to orange silty clays to clayey silts that extend from ground surface to approximately ten feet bgs, where they transition into sandy clays that extend to approximately 17 feet bgs. Orange and white fine sand, which appears to be the principal water-bearing portion of the shallow aquifer, occurs below the clay and silt and extends to approximately 34 feet bgs to 42 feet bgs. The sand is underlain by tan and gray clay, the regional confining layer in this area, which extends to depths of approximately

42 feet bgs to 46 feet bgs. The limestone aquifer occurs below the clay confining unit and extends to a depth of at least 85 feet bgs. The subsurface stratigraphy interpreted by Peachtree is presented on cross sections attached to this report. A cross-section location map and associated cross-sections A-A', B-B', and C-C' are provided as **Figure 3** and **Figures 4**, **5,** and **6,** respectively.

Groundwater occurs under water table (unconfined) conditions within the shallow aquifer (orange and white fine sand). Depths to groundwater as measured from the surveyed top of well casings ranged between 1.25 feet bgs (MW-12) to 24.61 feet bgs (MW-19) in December 2018. Groundwater elevations collected during the most recent sampling event in December 2018 and previous monitoring events are summarized on **Table 1**. A water table map based on the December 2018 shallow groundwater elevation data is included as **Figure 7**. The groundwater flow direction is to the southwest toward an unnamed tributary located approximately 1,300 feet southwest of the Property. One deep monitoring well (DW-1) was installed at the VRP Property on January 16 and 17, 2015. A water level could not be obtained from DW-1 because the well had been paved over during recent parking lot paving in this area. A comparison of water level elevations collected during previous sampling events indicate that the water level elevation in DW-1 is approximately 22-feet lower than the shallow monitoring wells (MW-3, MW-4, and MW-5) located in this area.

4.0 PRIOR INVESTIGATIONS

4.1 ENVIRONMENTAL PHASE II SITE ASSESSMENT (MARCH 1995)

As previously discussed, PEMS conducted a Phase II ESA at the Property in March 1995, prior to the acquisition of the Property by TNB. PEMS advanced twelve hand auger borings on the Property to depths of twelve feet bgs. One soil sample was collected from eight of the soil borings for laboratory analysis at a depth of twelve feet bgs. A boring location map was not provided in the report reviewed by Peachtree. It appeared that the borings were advanced in areas where surficial staining was observed. The soil samples were analyzed for BTEX using EPA Method 8020 and TPH using EPA Method 418.1. No BTEX constituents were detected in the samples analyzed. TPH was detected in two soil samples at concentrations of 427 ppm and 121 ppm.

5.0 SOIL ASSESSMENT

5.1 General Approach Used

Several assessments have been performed by Peachtree to assess the presence and extent of soil contamination at the Property. These assessments are summarized below:

5.1.2 Compliance Status Report and Corrective Action Plan for Thomasville National Bank (Former Rose Cleaners), September 2011

In August 2009, a limited subsurface investigation was performed by Peachtree at the Property on behalf of TNB as a result of the discovery of chlorinated VOC impact on the adjacent property to the south. A total of five (5) soil borings (SB-1 through SB-5) were installed at the Property utilizing direct-push technology. Subsequent to soil boring completion, each soil boring location was converted into monitoring wells (MW-1 to MW-5) via drilling out the soil boring location with hollow stem augers. Soil samples were collected from each of the borings at depths of 1-foot to 20 feet below ground surface (ft-bgs) and field screened for volatile organic vapors utilizing a photo-ionization detector (PID). A total of ten (10) soil samples and five (5) groundwater samples were submitted to Analytical Environmental Services, Inc. (AES) for laboratory analysis of VOCs via EPA Method 8260B.

In September 2011, Peachtree returned to the Property to conduct supplemental soil and groundwater sampling in order to define the extent of soil impact. A total of six (6) additional soil borings (SB-6 through SB-11) were installed at the Property utilizing direct-push technology. Soil samples were collected from each of the borings at depths ranging from 1 foot to 20 feet below ground surface (ft-bgs) and field screened for volatile organic vapors utilizing a photo-ionization detector (PID). A total of twelve (12) soil samples were submitted for laboratory analysis of VOCs via EPA Method 8260B. Soil boring and monitoring well locations and corresponding analytical results are depicted on **Figure 8**. Soil boring logs and monitoring well diagrams are in **Appendix B**. Soil laboratory data sheets are in **Appendix C**.

During the August 2009 and September 2011 soil investigations, direct push technology (DPT) sampling methods were used to collect the soil samples in order to minimize investigation-derived waste. The method also allowed sampling of discrete intervals with minimal interference from flowing sands and/or cave-ins that sometime occur during auger operations. The direct-push sampling method involved pushing a closed, five-foot sampling core barrel equipped with an inner acetate liner to a desired depth. Once the desired strata was penetrated, the core barrel was withdrawn from the borehole and the inner acetate liner sleeve was removed with the sample core interval. The acetate sleeve was then cut open to expose the soil core for sample collection purposes and documentation of lithologic observations.

Tetrachloroethene, Toluene, Ethylbenzene, Cyclohexane, Methylcyclohexane, Isopropyl benzene, m, p-Xylene, and o-Xylene were detected in the soil samples analyzed. The VOC

concentrations were compared to their respective HSRA Notification Concentrations (NCs) and none of the detected VOCs exceeded their respective NCs. The soil analytical results are in **Table 2**.

Tetrachloroethene, Trichloroethene, cis-1,2-Dichloroethene, Benzene, Toluene, Ethylbenzene, Cyclohexane, Methylcyclohexane, Methyl-tert-butyl-ether, Isopropyl benzene, m, p-Xylene, and o-Xylene were detected in the groundwater samples analyzed. The VOC detected in groundwater were compared to EPA Maximum Contaminant Levels (MCLs) for drinking water. Seven of the twelve compounds detected exceeded their respective MCLs. Results of the August 2009 investigation were utilized to prepare and submit a revised RN for the TNB property. The revised RN was submitted on October 2, 2009. The groundwater analytical results are in **Table 3**.

5.1.3 Voluntary Investigation and Remediation Plan (VIRP) for Thomasville National Bank (Former Rose Cleaners), August 2012

The VIRP contained previous soil and groundwater sampling data and additional soil and groundwater sampling data collected in June 2012. Peachtree implemented groundwater horizontal delineation field activities on June 27, 2012. Field activities included: the installation and sampling of three (3) monitoring wells (MW-6, MW-7, and MW-8) in an attempt to horizontally delineate groundwater impacts at the VRP Property; sampling of monitoring wells MW-1 to MW-5; and collection of Monitored Natural Attenuation (MNA) parameter data. The soil and groundwater results for the June 2012 sampling are in **Table 2** and **Table 3**, respectively. Soil boring and monitoring well locations are depicted on **Figures 2** and **3**. Soil boring logs and monitoring well schematics are in **Appendix B**. Soil laboratory data sheets are in **Appendix C**.

5.1.4 Second Semiannual Progress Report, Thomasville National Bank (Former Rose Cleaners) Property, Thomasville, Thomas County, Georgia – February 2014

Information regarding additional horizontal groundwater delineation activities and supplemental soil sampling in suspected source locations was implemented In November 21, 2013 and discussed in the Second Semiannual Progress Report. Field activities included: the collection of ten soil samples from eight soil borings (B-1 through B-8) installed at suspected source locations at the Property, the installation and sampling of five monitoring wells (MW-9, MW-10, MW-11, MW-12, and MW-13) in an attempt to horizontally delineate groundwater impacts at the VRP Property; sampling of existing monitoring wells MW-1 to MW-8; aquifer slug testing; and collection of Monitored Natural Attenuation (MNA) parameter data.

Soil samples were collected from the VRP Property on November 21, 2013. The soil sampling efforts were designed to investigate the potential source areas associated with the former dry cleaning operation. Specifically, eight soil borings (B-1 through B-8) were installed around the perimeter of the bank building in former dumpster locations, suspected dumping locations (former back door), and in exterior locations not previously investigated.

Each soil boring was installed to a depth of 15 ft-bgs. The soil sample locations with corresponding analytical results are depicted on **Figure 8.** Soil boring logs and monitoring well schematics are in **Appendix B**. Soil laboratory data sheets are in **Appendix C**.

Direct push technology (DPT) sampling methods were used to collect the soil samples. Soil samples were placed in a zip-lock bag and screened with a PID. The soil samples submitted for laboratory analysis were selected based upon screening the soils with a PID. The soil samples were placed into laboratory-supplied sample containers, logged on the chain of custody sheet and placed in a sample cooler for hand-delivery to AES for VOC analysis by EPA Method 8260B.

Monitoring well MW-6 at the Property was constructed of 1-inch diameter, flush coupled, Schedule 40 PVC. The remaining monitoring wells (MW-7 through MW-13) installed at the VRP Property in June 2012 and November 2013 were constructed of 2-inch diameter, flush coupled, Schedule 40 PVC. The monitoring wells were installed with a screen slot size of 0.010 inches and length of 10 feet. Completion depth of the monitoring wells ranged from approximately 15 ft-bgs at MW-12 to 35 ft-bgs at MW-8.

In each monitoring well, the screened interval was set across the water table to allow for seasonal water level fluctuations. A sand pack was placed extending from the bottom to at least two feet above the screen and was constructed with a minimum 2-foot thick bentonite seal placed above the sand pack. The annular space was filled with a hydrated bentonite to the surface. Each of the 2-inch monitoring wells (MW-7 through MW-13) were fitted with a flush-mounted, bolt-down steel protective cover, while monitoring well MW-6 was installed as a 1-inch piezometer with a removable, steel protective cover. A distinctive marking was placed on the top of each well casing which serves as a benchmark for surveying/water level measuring purposes. The elevation of each monitoring well was surveyed following installation.

Soil borings for monitoring wells MW-7 through MW-13 were advanced utilizing hollow-stem auger drilling methods while MW-6 was advanced utilizing direct push methods. Following installation, monitoring wells were developed by purging with a submersible pump (MW-7 through MW-13) or peristaltic pump (MW-6) until the water was relatively free of suspended solids, and the pH, temperature and conductivity in the water had equilibrated. Water quality parameters of pH, temperature, and conductivity were measured throughout the purging process using a Horiba U-22 Water Quality Monitor; while turbidity measurements were recorded during the purging process using a LaMotte Turbidity Meter. These instruments provided real-time measurements of temperature, pH, specific conductivity and turbidity of the purge water as it was removed from the wells. Groundwater samples were collected from monitoring wells MW-1 through MW-13, placed into laboratory-provided containers and submitted to AES for VOC analysis by EPA Method 8260B.

5.1.5 Fourth Semiannual Progress Report for Thomasville National Bank (Former Rose City Cleaners Property) – January 2015

A downgradient delineation monitoring well (MW-14) was installed on January 26, 2015, in the City of Thomasville right-of-way to provide delineation in the downgradient direction from the TNB Property. Monitoring well MW-14 was installed 430 feet southwest of MW-12. This location is downgradient of MW-12, based on the past three water table maps, beyond the leading edge of the PCE plume and approximately 130 feet upgradient of the unnamed stream to the south. The location of monitoring well MW-14 is depicted on **Figure 3**. Soil boring logs and monitoring well schematics are in **Appendix B**.

Monitoring well MW-14 was installed by hollow-stem auger on January 26, 2015. The well was constructed of 2-inch diameter, flush coupled, Schedule 40 PVC. The monitoring well was constructed with a 10-feet factory-slotted screen with screen slot size of 0.010 inches. The completion depth was 13.5 feet bgs. The screened interval was set across the water table to allow for seasonal water level fluctuations. A sand pack was placed extending from the bottom to about one foot above the screen, with a 1.5-foot thick hydrated bentonite seal placed above the sand pack. The annular space was filled with a hydrated bentonite to just below land surface. The well was fitted with a flush-mounted, bolt-down steel protective cover. The elevation of the monitoring well was surveyed following installation. Groundwater samples were collected from all monitoring wells (MW-1 through MW-15) and submitted to AES for VOC analysis by EPA Method 8260B.

5.1.6 Fifth Semiannual Progress Report for Thomasville National Bank (Former Rose City Cleaners Property) – July 2015

On June 27, 2015, Peachtree advanced exploratory boring EB-1 in the vicinity of MW-5, in order to evaluate the deeper stratigraphy in this area. Boring EB-1 was advanced approximately 30-feet southwest of MW-5. Continuous soil samples were collected from EB-1 using hollow-stem augers, five-foot macro core samplers, and split-spoon samplers, and visually described by Peachtree's on-site geologist. Particular attention was paid to clay layers that could be confining layers above the limestone in this area. Boring EB-1 initially encountered red-brown, orange, and tan clay from just below the asphalt in this area, which extended to approximately twelve-feet below ground surface (bgs). An orange and tan sand fine-to-medium sand was encountered below the clay and extended to approximately 42-feet bgs, at which point a tan pliable clay was encountered. This clay extended to the boring refusal depth of 64-feet bgs. A split-spoon sampler was used in order to collect a sample of the refusal material, which was described as limestone. Boring EB-1 was tremie-grouted using Portland cement and bentonite from the bottom up. A copy of the EB-1 boring log is included in **Appendix B**. No monitoring well was installed in boring EB-1.

5.1.7 Sixth Semiannual Progress Report for Thomasville National Bank (Former Rose City Cleaners Property) – January 2016

The Sixth Semiannual Progress Report contained information regarding the installation of additional wells on the TNB property in order to further evaluate the extent of groundwater

impact and to assess potential sources of contamination. On December 5, 6, and 7, 2015, four (4) monitoring wells designated as MW-15, MW-16, MW-17, and MW-18 were installed at the VRP Property. The wells were installed adjacent to the north, south, east, and west sides of the bank building, as close to the building as possible (see **Figure 2**). The wells were installed in order to evaluate the presence of potential source areas and to facilitate the collection of groundwater samples to further evaluate the extent and concentrations of groundwater contamination. In addition, one deep monitoring well (DW-1) was installed in the parking lot southwest of the building.

Borings for the shallow monitoring wells were initially advanced using Direct Push Technology (DPT) methods. The DPT borings were advanced to depths of 30-feet bgs and 40-feet bgs. Continuous soil samples were collected from the initial borings, visually described by the on-site Peachtree geologist for stratigraphic description purposes, and field-screened using a photoionization detector (PID). PID readings ranged from 0 parts per million (ppm) to 9.5 ppm. One (1) soil sample was collected from each boring for laboratory analysis. Generally, the soil sample exhibiting the highest PID reading was submitted for laboratory analysis by USEPA Method 8260B. No VOC constituents were detected in the soil samples analyzed. Soil analytical results are in **Table 2** and depicted on **Figure 8**. Soil laboratory data sheets are in **Appendix C**.

Upon completion of the DPT borings, each boring was then enlarged using conventional hollow stem augers to facilitate the installation of monitoring wells. Monitoring wells were then installed in each boring using PVC well materials. Five-feet of 0.010-inch slot PVC screen was utilized in monitoring well MW-15, while ten-feet of 0.010-inch slot PVC screen was utilized in MW-16, MW-17, and MW-18. Solid PVC riser extended from the top of the screen to just below the ground surface. A sand pack was placed around the screen and extended to approximately two to three-feet above the top of the screen, at which point a bentonite seal was emplaced. The annular space was then grouted with a cement grout. The wells were completed with the installation of flush-mounted well covers. The wells were developed using a peristaltic pump to remove accumulated solids and to promote formation recharge.

In order to assess groundwater quality in the deep limestone aquifer, one deep monitoring well (DW-1) was installed at the VRP Property on January 16 and 17, 2015. The DW-1 location is shown on **Figure 2**. This well was installed within the main groundwater contaminant plume in an area exhibiting the highest dissolved VOC concentrations. On January 16 and 17, 2016, DW-1 was installed into the limestone aquifer. On January 16, 2015, the boring for the well was initially advanced using conventional 4.25-inch inside diameter (ID) hollow stem augers (HSA). Stratigraphic information obtained from the exploratory boring previously installed in this area was used to determine well construction parameters. The initial boring was advanced to a depth of 42-feet bgs, at which point, a split-spoon sample was collected in order to verify that the top of clay had been reached. The boring was then advanced 52-feet bgs and approximately ten-feet into the clay confining layer. A second split-spoon soil sample was collected in order to verify that the boring was terminated into the clay layer. The 4.25-inch diameter augers were removed

and the boring reamed out using 6.25-inch ID hollow stem augers to a depth of 52-feet bgs. A four-inch diameter PVC surface casing was installed through the augers and pushed into the clay approximately two-feet to form a seal. The annular space around the casing was tremie-grouted with a cement/bentonite grout while the augers were still in-place. The augers were then removed and the annular space topped off with grout.

The surface casing was allowed to cure overnight. On January 17, 2016, the boring was advanced inside of the surface casing, using mud rotary methods, to a depth of 85-feet bgs, and approximately 19-feet into the limestone. The limestone was encountered approximately 66-feet bgs. The drilling tools were removed and a monitoring well was then installed in the borehole using two-inch diameter Schedule 40 PVC well materials, with 15-feet of 0.010-inch slot PVC screen and solid PVC riser. A sand pack was placed around the screen and extended approximately four-feet above the top of the screen, at which point a three-foot bentonite seal was emplaced. The remaining annular space was then tremie-grouted with a cement/bentonite grout. The deep monitoring well, referred to as DW-1, was completed with the installation of a flush-mounted well cover. The well was developed using a new electric submersible pump. A copy of the DW-1 monitoring well construction diagram is included in **Appendix B**.

Peachtree personnel collected groundwater samples from the shallow monitoring well network at the Property on December 5, 6, and 7, 2015, and from DW-1 on January 18, 2016. The top of casing elevations were established on the newly-installed monitoring wells MW-15, MW-16, MW-17, and MW-18 and on DW-1 using typical survey methods. Prior to well purging and sampling, the depth to water in each monitoring well was measured from the top of the casing using an electronic water level indicator. Each well measurement was recorded to one-hundredth of a foot.

Groundwater sampling was conducted in general accordance with standard USEPA protocol (i.e., SESDPROC-301-R3, March 2013; Section 4.3.1.3). Groundwater samples were collected from the peristaltic pump utilized for the shallow wells following well purging and appropriate recharge. Following purging activities, the polyethylene tubing was removed from the well, and the groundwater sample collected from the end of the tubing that was in the well (i.e., the groundwater sample did not pass through the peristaltic pump head). The groundwater sample from DW-1 was collected from the end of the polyethylene discharge tubing.

Samples were poured directly into clean 40 ml glass vials with Teflon® septa. The samples were placed on ice in a cooler and transported to AES, following chain-of-custody procedures for VOC analysis by EPA Method 8260B.

5.1.8 Ninth Semiannual Progress Report for Thomasville National Bank (Former Rose City Cleaners Property) – August 2017

The Ninth Semiannual Progress Report contained additional soil and groundwater data collect in August 2016 by Peachtree. The soil and groundwater data were collected in

order to further delineate the extent of soil and groundwater impact and to assess potential sources of contamination. On August 20 and 21, 2016, Peachtree advanced four soil borings (EB-2, EB-3, EB-4, and EB-5) and installed six one-inch diameter monitoring wells (MW-19. MW-20, MW-21, MW-22, MW-23, and MW-24) on the Property. Boring EB-2 and monitoring well MW-19 are located southwest of the building, adjacent to and within the current bank drive-thru area. The remaining soil borings (EB-3, EB-4, and EB-5) and monitoring wells (MW-20, MW-21, MW-22, MW-23, and MW-24) were located adjacent to or in front of the current building close to the footprint of the former dry cleaner. Monitoring well MW-20 was installed in the parking area in front of the building to serve as an up-gradient (background) well. Boring and monitoring well locations are shown on **Figure 2**. Groundwater samples were collected from monitoring wells MW-19. MW-20, MW-21, MW-22, MW-23, and MW-24 using a peristaltic pump and submitted for VOC analysis.

The first five-feet in each boring were advanced using a hand auger. The soil borings were then advanced using direct push technology (DPT) methods. Continuous soil samples were collected from each boring, visually classified by a Peachtree geologist, and field-screened using a photoionization detector (PID), which detects the presence of volatile organic vapors that could be indicative of contamination.

Field-screening was performed on the soil samples using a PID. The soil sample with the highest PID reading from each boring was submitted for VOC analysis by EPA Method 8260B. Nine soil samples at various depts. bgs were submitted for VOC analysis from borings EB-2 (25 feet), EB-3 (15 feet), EB-4 (20 feet), EB-5 (10 feet), MW-19 (15 feet), MW-21 (15 feet), MW-22 (20 feet), MW-23 (20 feet), and MW-24 (20 feet). The soil samples were placed on ice and delivered under chain-of-custody protocol to AES for VOC analysis by EPA Method 8260B. The soil analytical results are in **Table 2** and depicted on **Figure 8**. Soil laboratory data sheets are in **Appendix C**.

5.1.9 Forensic Analytical Consulting Services (FACS) Indoor Air Sampling for Thomasville National Bank – January 16, 2018 and March 19, 2018

In order to evaluate potential vapor intrusion concerns, on December 9, 2017, Forensic Analytical Consulting Services (FACS) collected the first of two sets of indoor air quality samples within the TNB building during non-business hours. The HVAC units were turned off during the sampling activities. Three air samples were collected on the first floor on December 9, 2011 over an eight-hour period using air-flow regulators and one-liter mini-canisters. In addition, one outside air quality sample was collected outside an air duct on the second floor. The samples were submitted to SGS Galston Laboratory for analysis by EPA Method TO-15. On December 11, 2017 FACS collected the second set of indoor air quality samples over an eight-hour period within the TNB building during regular business hours. The HVAC systems were operating during these sampling activities. On December 11, 2017, three indoor samples and one outdoor sample were collected at the same locations as those in the December 9, 2017 sampling event and submitted for VOC analysis using EPA Method TO-15. Six of the eight samples were analyzed.

The following VOC constituents and their concentration ranges were detected in one or more of the interior samples: acetone (12.35 micrograms per cubic meter [µg/m^3] to 92.64 µg/m^3), benzene (3.38 µg/m^3), cyclohexane (7.92 µg/m^3), ethyl acetate (4.32 µg/m^3 to 5.77 µg/m^3), Freon-12 (4.95 µg/m^3), heptane (16.39 µg/m^3), hexane (35.25 µg/m^3), isopropyl alcohol (13.27 µg/m^3), propylene (15.49 µg/m^3), PCE (156 µg/m^3 to 434.07 µg/m^3), toluene (1.30 µg/m^3 to 10.93 µg/m^3), and vinyl acetate (4.80 µg/m^3 to 16.90 µg/m^3). Chloromethane, cyclohexane, ethyl acetate, heptane, methyl ethyl ketone, PCE, toluene, and vinyl acetate were also detected at lower concentrations in the outside air samples.

To evaluate the impact of building pressurization on indoor PCE concentrations, FACS recommended a temporary modification to the HVAC systems to increase building pressurization. Air Conditioning Technology & Services, Inc. was contracted by TNB to temporarily install an air scrubber in-line with HVAC units 3 and 4. After the building operated under positive pressure for several days, additional interior air samples were collected. On February 28, 2018, FACS collected four additional interior air samples over an eight-hour period in a manner previously described and submitted the samples for tetrachloroethylene analysis using EPA Method TO-15. PCE concentrations ranged from 312 µg/m^3 to 353 µg/m^3. FACS concluded that positive building pressurization achieved an 18% reduction in PCE concentrations compared to the December 2017 results. However, FACS stated that the PCE concentrations exceeded the November 2017 US EPA Regional Screening Levels, but were far below the OSHA Permissible Exposure Limits. FACS concluded that based upon the test results, additional mitigation measures would be needed to reduce PCE concentrations within the TNB building, beyond modification of the HVAC system.

FACS also recommended considering sub-slab testing to help design a sub-slab vapor extraction system to prevent vapor intrusion into the indoor air. A copy of the FACS reports are included in **Appendix D.**

5.1.10 Vapor Intrusion Assessment for Thomasville National Bank, Atlas Geo-Sampling (Atlas) – August 2018

In order to further evaluate potential vapor intrusion concerns, on August 24, 2018, Atlas conducted indoor air quality sampling at the TNB building. Four indoor air samples and two ambient (outdoor) air samples were collected by Atlas. The air samples were collected in individual six-liter summa canisters equipped with eight-hour collection time flow controllers. The canisters were provided by H&P Mobile Geochemistry (H&P) of Carlsbad, California. Chemical products were removed by TNB personnel approximately 24 hours prior to the start of the sample collection. The HVAC was operated in a manner consistent with normal operations. The indoor air samples were collected during a period when no employees or customers were present in the building and were collected prior to the installation of sub-slab implants. The samples were analyzed by EPA Method TO-15. PCE concentrations in the indoor air samples ranged from 87 mg/m^3 to 98 mg/m^3.

The analytical results for the indoor air samples were input into the EPA Vapor Intrusion Screening Level (VISL) calculator to evaluate whet her there were any exceedances for individual chemical compounds as well as comparison to the cancer risk (10^{-5}) and non-cancer hazard quotient. A review of the VISL output for the four indoor air samples did not indicate an exceedance for any chemical compound or an exceedance of the acceptable cancer risk or no-hazard quotient.

Six sub-slab implants were installed within the main bank building on August 26, 2018 and were sampled on August 27, 2018. The sub-slab samples were collected in 400 mL summa canisters provided by H&P. The canisters were equipped with 100 mL/min flow controllers. Appropriate QA/QC procedures (helium leak test, secondary leak test, purge of ambient air, etc.) were performed prior to sample collection. The samples were analyzed by EPA Method TO-15. PCE concentrations in the sub-slab samples ranged from 180,000 micrograms per cubic meter (mg/m^3) to 2,7000,000 mg/m^3. Results of the sub-slab samples were input into the EPA VISL calculator to evaluate whether there were any exceedances for individual chemical compounds as well as comparison to the cancer risk (10^{-5}) and non-cancer hazard quotient.

An off-site shallow vapor assessment was conducted downgradient of the TNB property. The assessment consisted of collecting shallow soil vapor samples (2.5-feet bgs) at locations along the centerline of the plume and at select locations approximately 100-feet from the edge of the plume. The data was used to determine if the structures within this radius were at risk of vapor intrusion from the dissolved groundwater plume. Appropriate procedures previously described were performed prior to sample collection. The vapor samples were collected in 400 mL summa canisters. The samples were analyzed by EPA Method TO-15. PCE concentrations in the off-site vapor samples ranged from ND to 4,600 mg/m^3. Results of the off-site vapor samples were input into the EPA VISL calculator to evaluate whether there were any exceedances for individual chemical compounds as well as comparison to the cancer risk (10^{-5}) and non-cancer hazard quotient. The VISL output for the off-site soil vapor results did not indicate an exceedance for any chemical compound or an exceedance of the acceptable cancer risk or non-hazard quotient. A copy of the Atlas report is included in **Appendix D**.

5.2 Nature and Extent of Soil Contamination

The results of the soil analyses are summarized in **Table 2**. The VOC constituents PCE, TCE, and cis-1,2-dichloroethene were the only chlorinated compounds detected in the soil samples analyzed. PCE was detected in fifteen of the forty-four soil samples analyzed and TCE was detected in three of the forty-four soil samples analyzed. PCE concentrations ranged from 0.0084 mg/kg to 6.2 mg/kg. TCE concentrations ranged from 0.0057 mg/kg to 0.019 mg/kg. Cis-1,2-dichloroethene was detected in three soil samples at concentrations ranging from 0.0052 mg/kg to 0.082 mg/kg. Gasoline constituents including cyclohexane, ethylbenzene, isopropyl benzene, xylenes, methylcyclohexane, and toluene were also detected in some of the soil samples. PCE and TCE were detected in soil samples ranging in depth from 0-2 feet bgs to twenty feet bgs and on the northern portion of the Property in the immediate vicinity of the bank building and former

building. As previously discussed, it is believed that the main area of soil impact is located beneath the bank building where no soil sampling has been performed. The lateral extent of PCE in soil is depicted on **Figure 9.** A cross-section location map through the impacted soil area and associated cross-sections A-A', B-B', and C-C' are provided as **Figure 10** and **Figures 11**, **12**, and **13**, respectively. Based on the detection of VOCs at deeper depths (15 feet ft 25 feet bgs) relative to the depth to groundwater in the source area, (approximately 23 to 24 feet bgs), it is assumed that the PCE and TCE impacts extend down to the groundwater table.

6.0 GROUNDWATER ASSESSMENT

6.1 PREVIOUS INVESTIGATIONS

No known previous investigations have been performed to assess groundwater conditions at the Property.

6.2 GENERAL APPROACH USED

Monitoring wells have been installed by Peachtree on the Property and adjoining properties to the north, east, and south from 1999 to 2016. To date, a total of 25 monitoring wells have been installed on the Property and adjoining properties to assess the lateral and vertical extent of groundwater contamination and to evaluate the groundwater flow direction. Monitoring wells MW-1, MW-2, MW-3, MW-4, MW-5, MW-6, MW-15, MW-16, MW-17, MW-18, MW-19, MW-20, MW-21, MW-22, MW-23, MW-24, and DW-1 (deep well) have been installed on the Property. Monitoring wells MW-7, MW-8, MW-9, MW-10, MW-11, MW-12, MW-13, and MW-14 were installed on adjoining properties. Monitoring well locations are depicted on **Figure 3**.

Groundwater sampling has been performed on a semi-annual basis from August 2013 to the more recent sampling event performed in December 2018. Semi-annual reports were submitted to EPD. The results of the December 2018 sampling event are included with this CSR. The groundwater samples were submitted to AES for total VOC analysis by EPA Method 8260B. The groundwater analytical results for the sampling events are on **Table 3**.

6.3 GROUNDWATER SAMPLING

Prior to well purging and sampling, the depth to water in each monitoring well was measured from the top of the casing using an electronic water-level indicator. Each well measurement was recorded to one-hundredth of a foot. After water levels were measured, the wells were purged using the multiple-volume purge method and the low-flow method using a peristaltic pump in accordance with SESDPROC-301-R4. The deep monitoring well (DW-1) was purged with an electric submersible pump or bladder pump. Field parameters (pH, specific conductivity, temperature, dissolved oxygen, and oxidation-reduction potential) were measured using a flow-through cell equipped with a Horiba U52 or U53 multi-parameter flow through cell. Flow rates were generally kept within a range of 100 ml/min to 400 ml/min to minimize drawdown. The recorded well data are included on the Monitoring Well Purging & Sampling Information Sheets submitted in each semi-annual report. The Monitoring Well Purging & Sampling Information Sheets for the December 2018 sampling event are in **Appendix E.** Purging was terminated and the wells were sampled when the field parameters stabilized[1]. The purge water was placed into a 55-gallon drum for proper disposal.

[1] Groundwater stabilization occurs when three consecutive well measurements of specific conductivity are approximately ± 10 %, pH values are within 0.1 pH unit of the last three value averages, and groundwater turbidity (NTU) values are < 10 NTUs (EPA/542/S-02/001).

6.4 ANALYTICAL RESULTS

During the December 2018 sampling event, chlorinated and non-chlorinated VOC constituents were detected in the groundwater samples analyzed. The non-chlorinated constituents, which are frequently associated with petroleum products, were detected in the on-site monitoring wells and are attributed to a release of petroleum fuel when the Property previously operated as a gasoline station. The chlorinated constituents detected in December 2018 above RRSs in groundwater samples included PCE (17 micrograms per liter [µg/L] to 3.800 µg/L), cis-1,2-DCE (19 µg/L to 1.400 µg/L), TCE (5.1 µg/L to 400 µg/L), trans-1,2-dichloroethene (5.5 µg/L to 8.6 µg/L), trans-1,2-dichloroethene (19 µg/L to 1,400 µg/L), and vinyl chloride (2.2 µg/L to 8.6 µg/L). Groundwater analytical results are summarized in **Table 3** and depicted on **Figure 14**.

The groundwater sample collected from MW-19 (beneath the drive-thru canopy southwest of the building) continued to exhibit the highest PCE concentration (3,800 µg/L). This well is located near the apparent source area of the groundwater contaminant plume, which extends in a down-gradient direction to the southwest. Monitoring well MW-19 has consistently exhibited the highest PCE concentrations since this well was initially sampled in August 2016, with PCE concentrations ranging from 3,700 µg/L to 8,000 µg/L, and more recently 3,800 µg/L in December 2018. Fluctuations in VOC concentrations have been observed since semi-annual monitoring began in 2009. No distinctive upward or downward concentration trends have been observed.

Horizontal Extent of Impacted Groundwater

The principal VOCs detected in groundwater at the VRP Property are PCE and its associated breakdown products and various petroleum-related constituents. Concentrations of the chlorinated VOCs cis-1,2-dichloroethene, tetrachloroethene, trichloroethene, and vinyl chloride were detected above their Type 1/3 RRS. The December 2018 results are presented on **Figure 14**. Concentration maps for PCE, TCE, and cis-1,2-DCE are included as **Figures 15, 16,** and **17** respectively**.** Concentrations of the VOCs benzene, cyclohexane, ethylbenzene, isopropyl benzene, methylcyclohexane, toluene, and/or xylenes are associated with previous petroleum hydrocarbon releases and were detected in groundwater from monitoring wells located adjacent to the on-site building and in MW-5, MW-6, MW-16, MW-17, MW-18, MW-19, MW-21, and MW-22. Since the primary constituents are chlorinated constituents, the petroleum hydrocarbons are not included in the concentration maps. Of these petroleum constituents, concentrations of benzene, cyclohexane, and isopropyl benzene were above their respective Type 1/3 RRS. A summary of the historic groundwater analytical data is provided in **Table 3**. The laboratory analytical report for the June 2018 sampling event is contained in **Appendix F.**

The groundwater analytical results from the December 2018 sampling event and previous sampling events confirm that the horizontal extent of impacted shallow groundwater has been completely delineated.

Vertical Extent of Impacted Groundwater

The vertical extent of groundwater impact has been delineated by previous (2015 to 2017) sampling of deep monitoring well DW-1. No VOC constituents have been detected in groundwater

samples collected from DW-1. This monitoring well has been removed from the sampling plan, as approved by EPD.

7.0 POTENTIAL RECEPTORS

The only constituent detected in soil above the Type 1 and Type 3 RRS was PCE detected the soil sample collected from boring B-21 at a depth of 15 feet bgs. This boring is on the northeast corner of the TNB building. A PCE concentration of 6.2 milligrams per kilogram (mg/kg) was detected in this sample. Considering the depth of this sample and the low concentrations (below Type 1 RRS) of other VOCs detected in the shallow (0-7 feet) soil samples and deep (10 to 23 feet), there was no soil on site to present an unacceptable direct exposure to on-site employees, customers, or workers. The main source of contamination is under the TNB building. It is likely that soils underneath the building contain concentrations of VOC constituents that exceed the Type 1 and Type 3 RRS. The building will serve as a cap and a Type 5 engineered control, preventing direct exposure to impacted soil by employees, customers, or workers. Results of the indoor air quality sampling and sub-slab sampling indicates a complete exposure pathway to employees and customers within the bank building.

As previously discussed, results of the off-site vapor samples collected by Atlas were input into the EPA VISL calculator to evaluate whether there were any exceedances for individual chemical compounds as well as comparison to the cancer risk (10^{-5}) and non-cancer hazard quotient. The VISL output for the off-site soil vapor results did not indicate an exceedance for any chemical compound or an exceedance of the acceptable cancer risk or non-hazard quotient.

The groundwater contaminant plume underlies some of the Properties downgradient of the Property, creating the potential for vapor intrusion into these buildings. As previously discussed, an off-site shallow vapor assessment was conducted on right-of-ways associated with the courthouse and residential structures downgradient of the TNB property. Based on the results of this assessment, the off-site soil vapor results did not indicate an exceedance for any chemical compound or an exceedance of the acceptable cancer risk or non-hazard quotient.

A groundwater use restriction covenant will be placed on the Property and properties underlain by the plume to prohibit groundwater use.

8.0 RISK-REDUCTION STANDARDS

8.1 Types 1 and 2 Risk Reduction Standards

The RRS are based on property use (i.e., residential or non-residential) and, when applicable, site-specific conditions. Types 1 and 2 RRS are appropriate for residential sites; Types 3 and 4 are appropriate for non-residential sites. The current and future use of the property is commercial.

Type 1 (default residential) RRS for soil were calculated for the regulated substances detected in soil samples using the procedures in § 319-3-19.07(6)(c) of the HSRA Rules. Of the VOC constituents detected in the on-site soils, only PCE exceeded the Type 1 RRS. Type 3 (default non-residential), and Type 4 (site specific non-residential) RRS for soil were calculated for regulated substances detected and exceeding Type 1 RRS. The RRS calculations were made using the RRS calculator and guidance provided by the EPA and are provided in **Appendix G-1**.

8.2 Area Averaging and Type 4 Compliance

Of the contaminants detected in the soil on-site, tetrachloroethene (PCE) was the only constituent to exceed Type 1 RRS (0.045 mg/kg). With a maximum concentration of 6.2 mg/kg, PCE was also found to exceed Type 3 (0.045 mg/kg) and 4 RRS (2.000 mg/kg). Given that the exceedance of Type 4 only occurred in one sample (MW-21-15) of the forty-four taken across the site, an area averaging approach was taken. Following the guidance laid out in the “Area Averaging Approach to Soil Cleanups” provided by the Land Protection Branch of the EPD the site was divided into three Exposure Domains, indoor areas, outdoor paved areas, and outdoor unpaved areas.

The one Type 4 exceedance of PCE is found within the outdoor unpaved exposure domain along with twenty-one other subsurface soil samples taken. This exposure domain is comprised of approximately 0.5 acres, or 25% of the total area of the site and contains the landscaped lawn in front of the building, grassed areas along the sidewalks surrounding three quarters of the property, and traffic islands located throughout the parking lot. Consistent with the definition of an exposure domain found the EPD guidance, exposure to subsurface soils within this area is spatially random.

The ProUCL software provided by the EPA was used to calculate the 95% upper confidence limit (UCL) for the mean of the PCE concentrations in subsurface soil within the outdoor unpaved exposure domain. The suggested UCL to use is the 95% Chebychev (Mean, Sd), providing a value of 0.761 mg/kg. The input and output for the calculations are provided in **Appendix G-2**.

The UCL value of 0.761 mg/kg falls below the calculated Type 4 RRS of 2.000 mg/kg.

8.3 Type 5 Risk Reduction Standard

A Type 5 RRS was discussed with and approved by EPD in a meeting held on February 16, 2017 between TNB representatives Hollie Lloyd, Bert Hodges, and Stephen Cheney, Peachtree representatives Steven Hart, John Martiniere, and Larry Carter, and EPD representatives Yue

Han and David Brownlee. Type 5 requires that the corrective measures prevent exposures to receptors which exceed the upper bound on an estimated excess cancer risk of 10^{-5} (10^{-4} for Class C carcinogens) for individual carcinogenic substances and individual exposure pathways. The cumulative excess cancer risk for multiple carcinogenic substances and exposure pathways shall likewise not be greater than 10^{-5}. For systemic toxicants, the measures are required to prevent exposures which exceed a hazard quotient of one.

Currently, the Property is not in compliance with Type 1 through 4 RRS, and TNB is pursuing a Type 5 approach. Engineering controls, which are discussed in Section 9.2, are planned to bring the Property and downgradient properties underlain by the plume into compliance with Type 5 standards.

9.0 ACTIONS TAKEN TO COMPLY WITH RRS

9.1 CHEMICAL INJECTION

Corrective actions taken to accomplish compliance with risk reductions standards involved performing a chemical injection pilot test at the Property to evaluate the effectiveness on reducing the concentrations of VOC constituents in groundwater. A remediation pilot test of ERD-ZVI injection using Redox-Tech's ABC+, a mixture of ABC® (Anaerobic BioChem, a mixture of lactates, fatty acids, and a phosphate buffer) and ZVI, was performed by Redox Tech LLC from March 17, 2015 through March 19, 2015. The purpose of the injection was to verify the treatability effectiveness of injection, refine the technology assessment performance criteria, and evaluate the short-term attainment of preliminary remediation goals.

Over a three-day period 9,750 pounds of ABC+ was injected into the ten (10) injection points using a Redox Tech injection trailer. Each of the ten (10) injection points had a total of seven (7) intervals from thirty (30) feet below ground surface (bgs) to twelve (12) feet bgs. Three (3) of the intervals received fifty (50) gallons of solution and four (4) of the intervals received 100 gallons of solution. The ERD-ZVI material is expected to actively reduce contaminants for up to 12 months.

The injection pressures stayed around 50 psi during the injections. "Blow by" (fluid leaking around the rods and appearing at the ground surface near the rods) was not observed at any of the locations. "Daylighting" (fluid appearing at the ground surface but some distance away from rods) was observed at one of the locations at the very end of the injection interval. A copy of the Redox Tech LLC report is included in **Appendix H**.

9.2 TYPE 5 ENGINEERED AND INSTITUTIONAL CONTROLS

As previously discussed, the primary source of groundwater contamination is impacted soil located under the building and not accessible for excavation. The building will serve as a cap, thus bringing the soil in this area into compliance with Type 5 engineered and institutional controls.

Type 5 RRS allow the use of engineered control measures such as a cap to control the regulated substances on the property where the regulated substances are located (§ 391-3-19-.07(10)(a)). The building will prevent direct exposure to the soils and reduce infiltration of rainfall through the affected soils. Therefore, the corrective action selected for the Type 5 Area encompasses maintenance of the building and other impervious surfaces for compliance with the Type 5 RRS. In addition, the use of groundwater at the property and downgradient properties underlain by the contaminant plume as a potable water source will be prohibited by an Environmental Covenant.

The Environmental Covenants are currently being pursued by TNB and will be submitted to EPD for approval before they are implemented. Annual Inspections will be performed in accordance with an approved Monitoring and Maintenance Plan to evaluate the integrity of the controls implemented at the Property.

Before buildings or other covers are demolished or removed from the Type 5 Area, an amendment to the approved CAP will be submitted to the Georgia EPD describing measures that will be taken to maintain the foundations and control exposure to contaminated soil and infiltration of precipitation. If the foundations or other impervious surfaces are to be removed from the Type 5 Area, an amendment to the approved CAP will first be submitted to Georgia EPD describing the corrective action that will be used to bring the underlying portions of the property where such foundations or impervious surface have been removed into compliance with the Type 1, 2, 3, or 4 RRS as defined in Georgia Rules of Hazardous Site Response Section 391-3-19-.07.

A Maintenance and Monitoring Plan will be required for the Property. The Maintenance and Monitoring Plan will include a Permit System to protect the paved areas in the event of excavations for utility repair or other purposes, and a Contingency Plan to address instances of unintended non-compliance with the approved CAP or Permit System, responses to be taken prior to approval of a CAP addendum or permit, and responses to unintended breaching, damage, or removal of engineered controls.

A legal notice will be placed on the property deed and will prohibit excavation or other disturbance of the building, paved areas or other infrastructure in the Type 5 Area, except for necessary and unavoidable utility work to be performed under the site-specific Maintenance & Monitoring Plan.

The responsibilities of all Parties to the agreement will be established in the Maintenance & Monitoring Plan. The Environmental Covenants for the Property and downgradient properties underlain by the contaminant plume will conform to the Georgia Uniform Environmental Covenants Act, and will include the following:

- Groundwater use is prohibited;
- The buildings and impervious cover in the Type 5 Area will be maintained and inspected;
- A permit system to approve, monitor and control post-construction ground penetrations in the Type 5 Area has been developed;
- A contingency plan in the event that the engineered controls in the Type 5 Area are breached;
- Reporting and recordkeeping requirements; and
- Regulatory agency right of access will be granted when requested.

As previously discussed, VOC constituents were detected in indoor air samples and sub-slab samples collected at the TNB building. Therefore, the exposure pathway for vapor intrusion is complete. Vapor Intrusion System Diagnostic Testing will be performed by Clean Vapor, LLC on February 22, 23, and 24, 2019. The purpose of the diagnostic testing will be to evaluate the subsurface conditions underneath the slab as they pertain to the permeability of the subsurface

materials and how they respond to vacuum influence, such that an effective sub-slab active soil depressurization (ASD) can be designed. Once designed an ASD will be installed to prevent migration of VOCs into the building.

PEACHTREE ENVIRONMENTAL

FIGURES

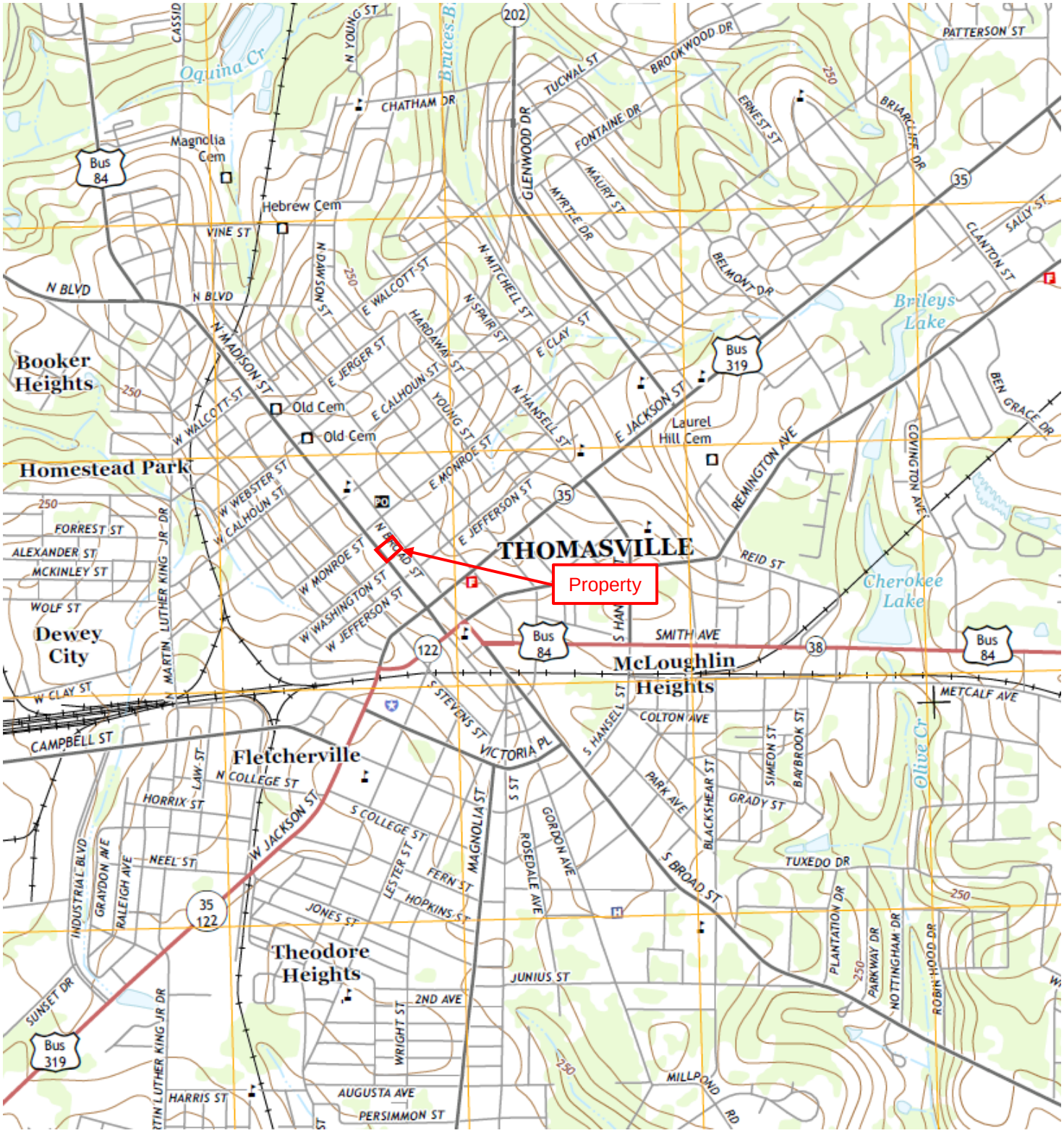

N

Thomasville National Bank, Thomasville, Thomas County, Georgia

FIGURE 1
SITE LOCATION MAP

Base Map: 2014 USGS Thomasville, Georgia Quadrangle, Approx. Scale = 1: 24,000

PEACHTREE ENVIRONMENTAL

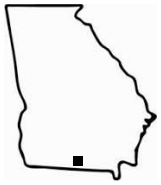

Quadrangle Location

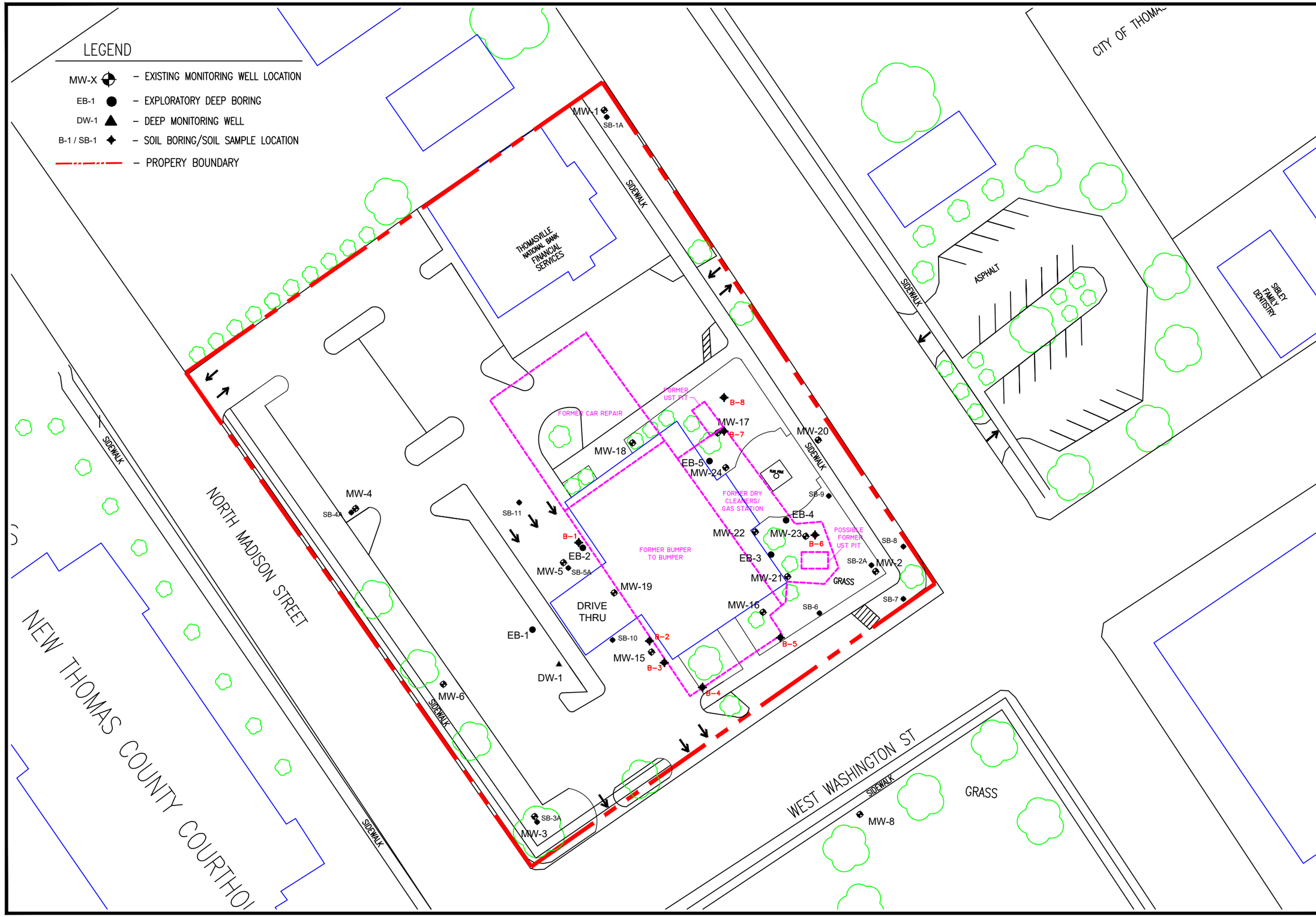

PEACHTREE ENVIRONMENTAL

Thomasville National Bank
301 North Broad Street
Thomasville, Georgia

SITE MAP

Semi-annual Progress Report

0 25 50
FEET

PROJECT NO.	FIGURE
3151	2

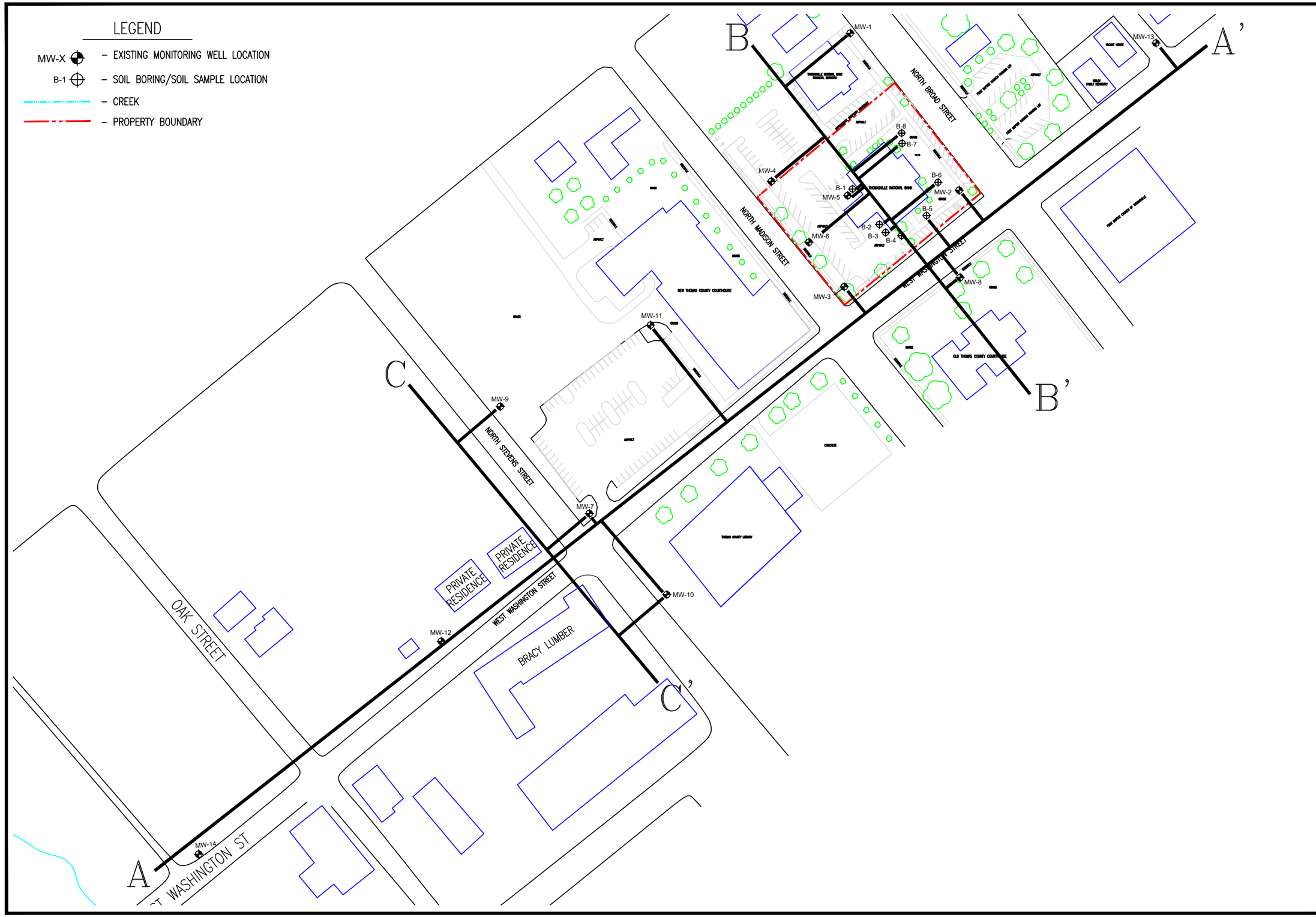

PEACHTREE ENVIRONMENTAL

Thomasville National Bank
301 North Broad Street
Thomasville, Georgia

CROSS SECTION INDEX MAP

Compliance Status Report

0 175 350
FEET

PROJECT NO.	FIGURE
3151	3

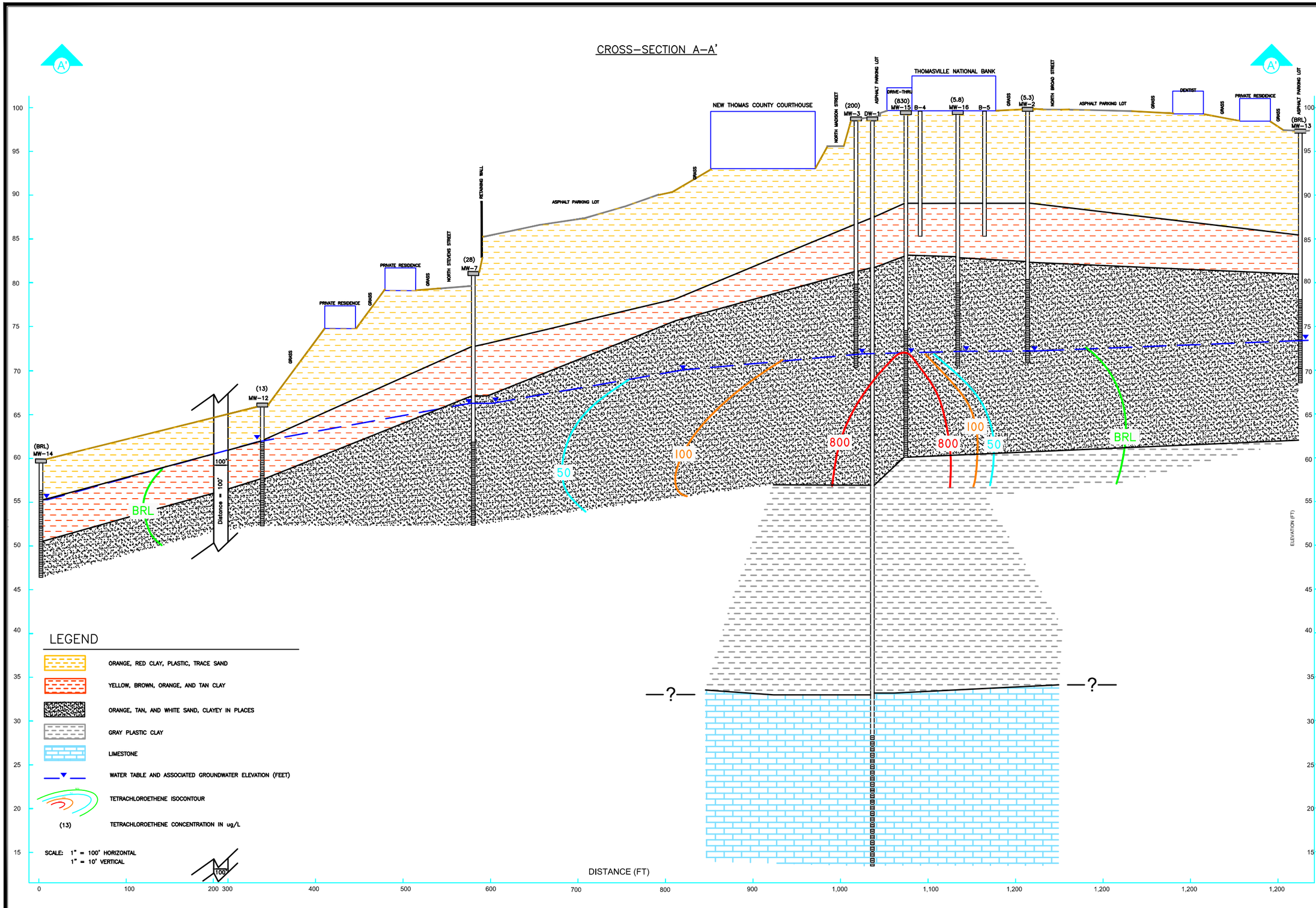

PEACHTREE ENVIRONMENTAL

Thomasville National Bank
301 North Broad Street
Thomasville, Georgia

CROSS SECTION A - A'

Compliance Status Report

0 50 100
FEET

PROJECT NO.	FIGURE
3151	4

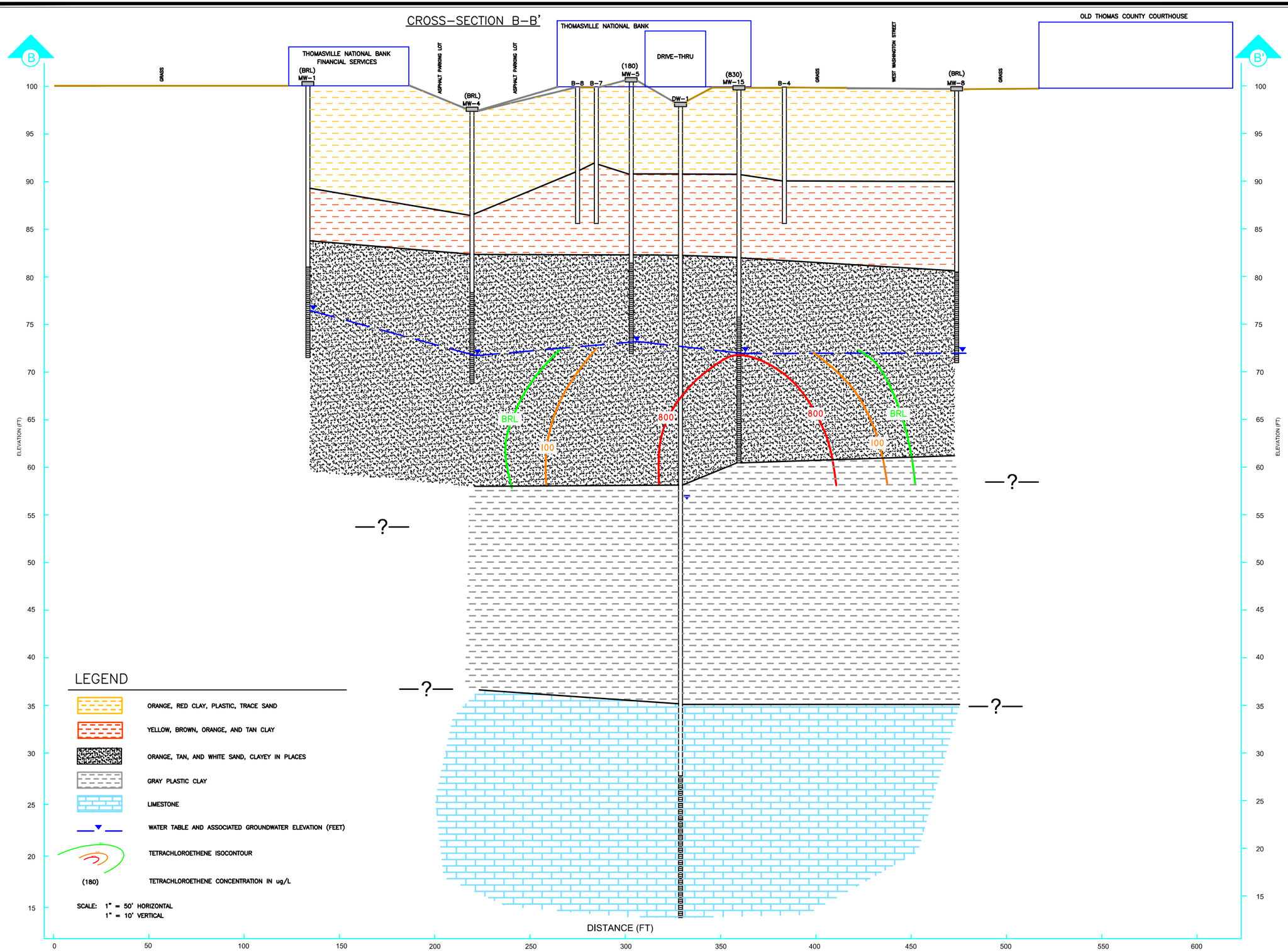

PEACHTREE ENVIRONMENTAL

Thomasville National Bank
301 North Broad Street
Thomasville, Georgia

CROSS SECTION B - B'

Compliance Status Report

0 25 50
FEET

PROJECT NO.	FIGURE
3151	5

CROSS-SECTION C–C'



PEACHTREE ENVIRONMENTAL

Thomasville National Bank
301 North Broad Street
Thomasville, Georgia

CROSS SECTION C - C'

Compliance Status Report

0 20 40
FEET

PROJECT NO.	FIGURE
3151	6

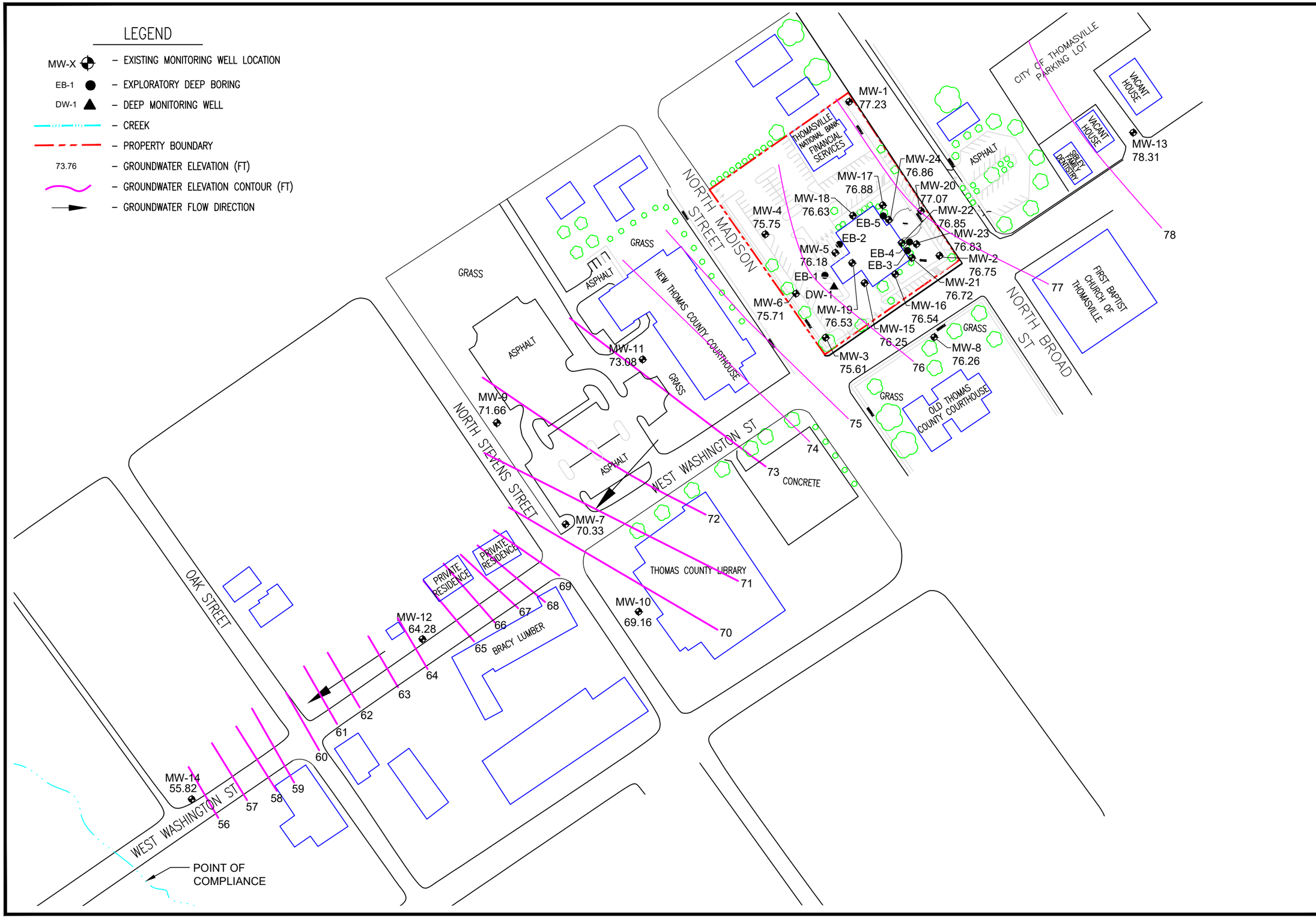

PEACHTREE ENVIRONMENTAL

Thomasville National Bank
301 North Broad Street
Thomasville, Georgia

GROUNDWATER ELEVATION MAP
DECEMBER 2018

Compliance Status Report

PROJECT NO.	FIGURE
3151	7

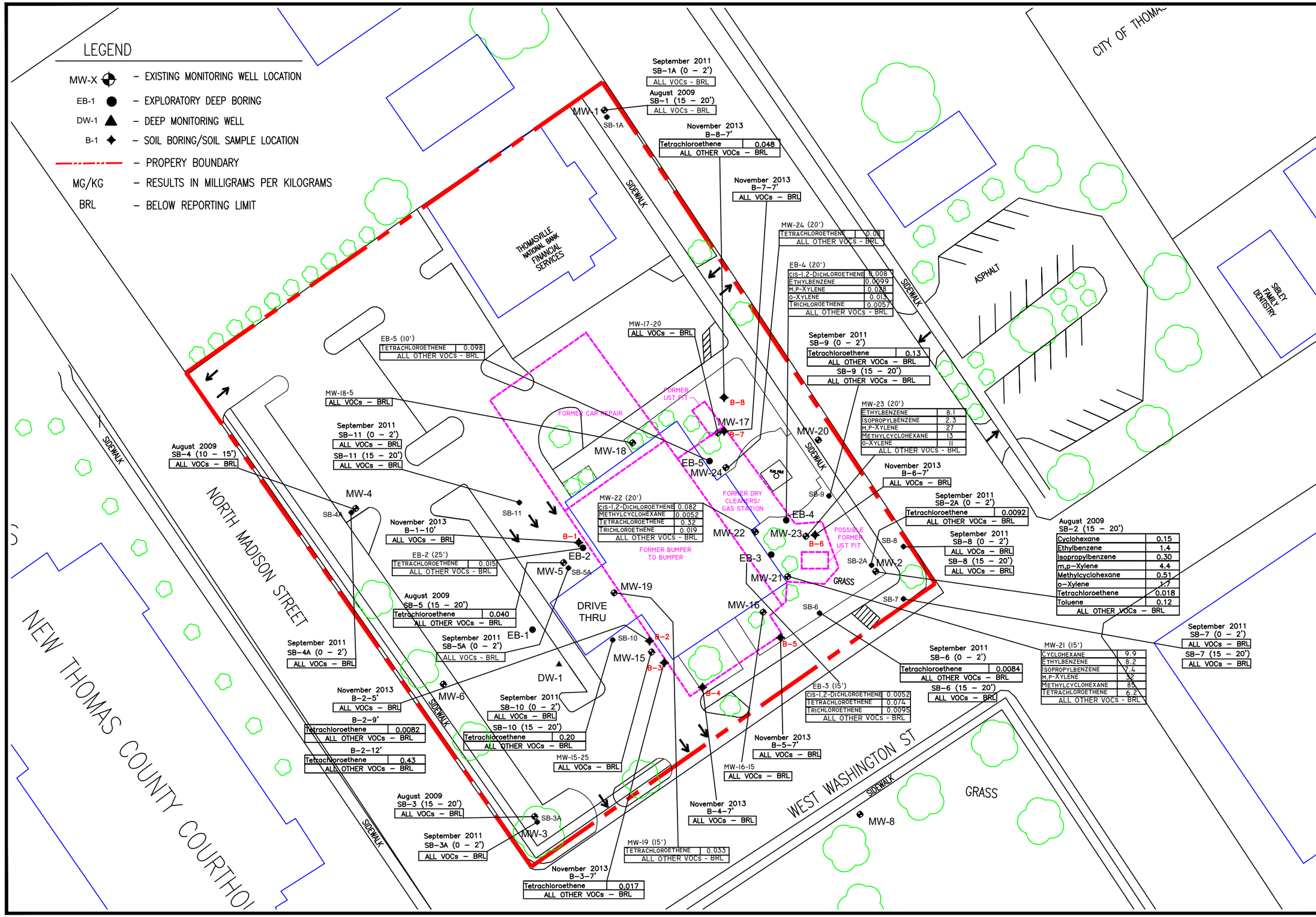

PEACHTREE ENVIRONMENTAL

Thomasville National Bank
301 North Broad Street
Thomasville, Georgia

SOIL CONCENTRATION MAP
AUG 2009, SEPT 2011, NOV 2013

Compliance Status Report

PROJECT NO.	FIGURE
3151	8

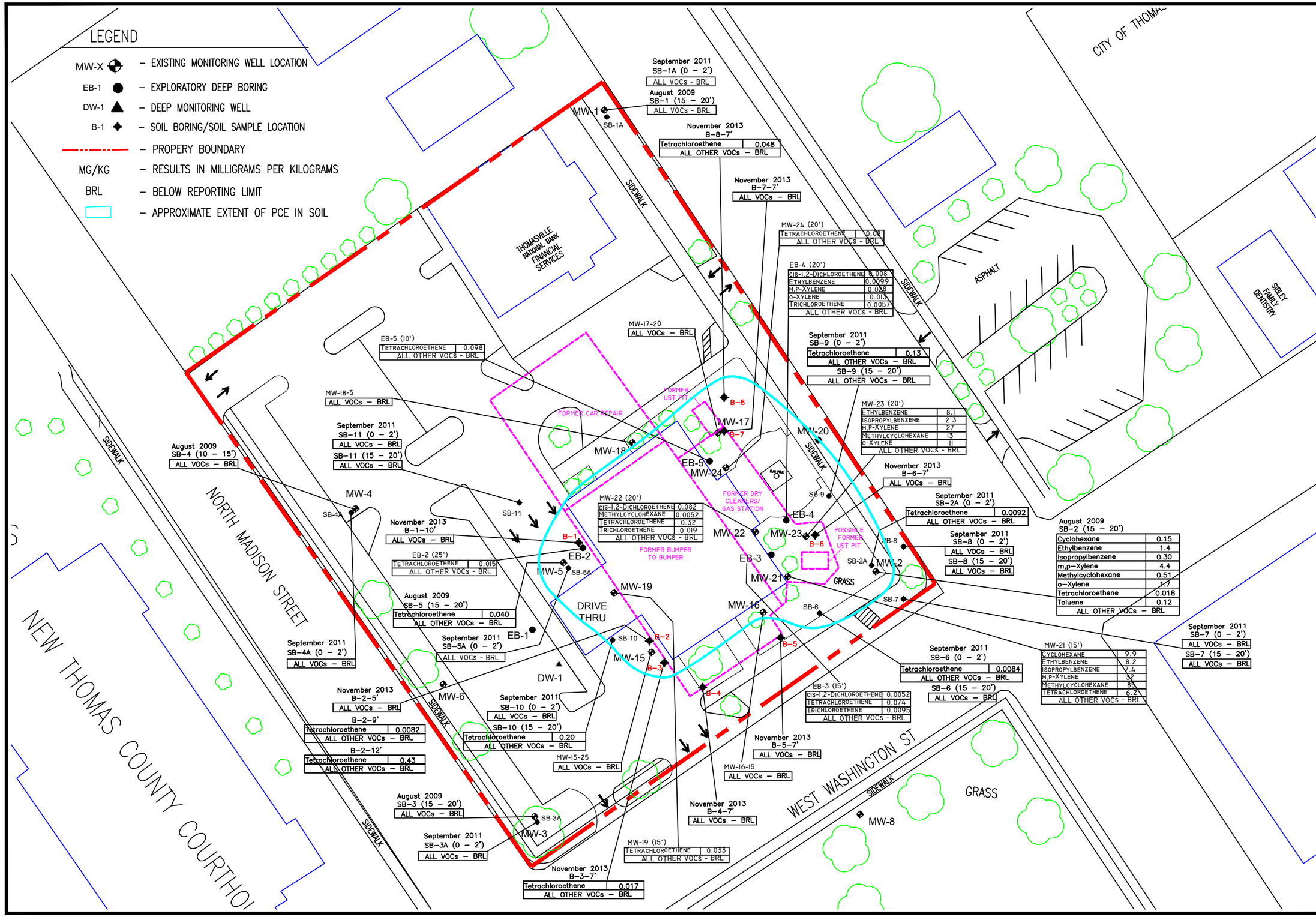

PEACHTREE ENVIRONMENTAL

Thomasville National Bank
301 North Broad Street
Thomasville, Georgia

EXTENT OF PCE MAP
AUG 2009, SEPT 2011, NOV 2013

Compliance Status Report

PROJECT NO.	FIGURE
3151	9

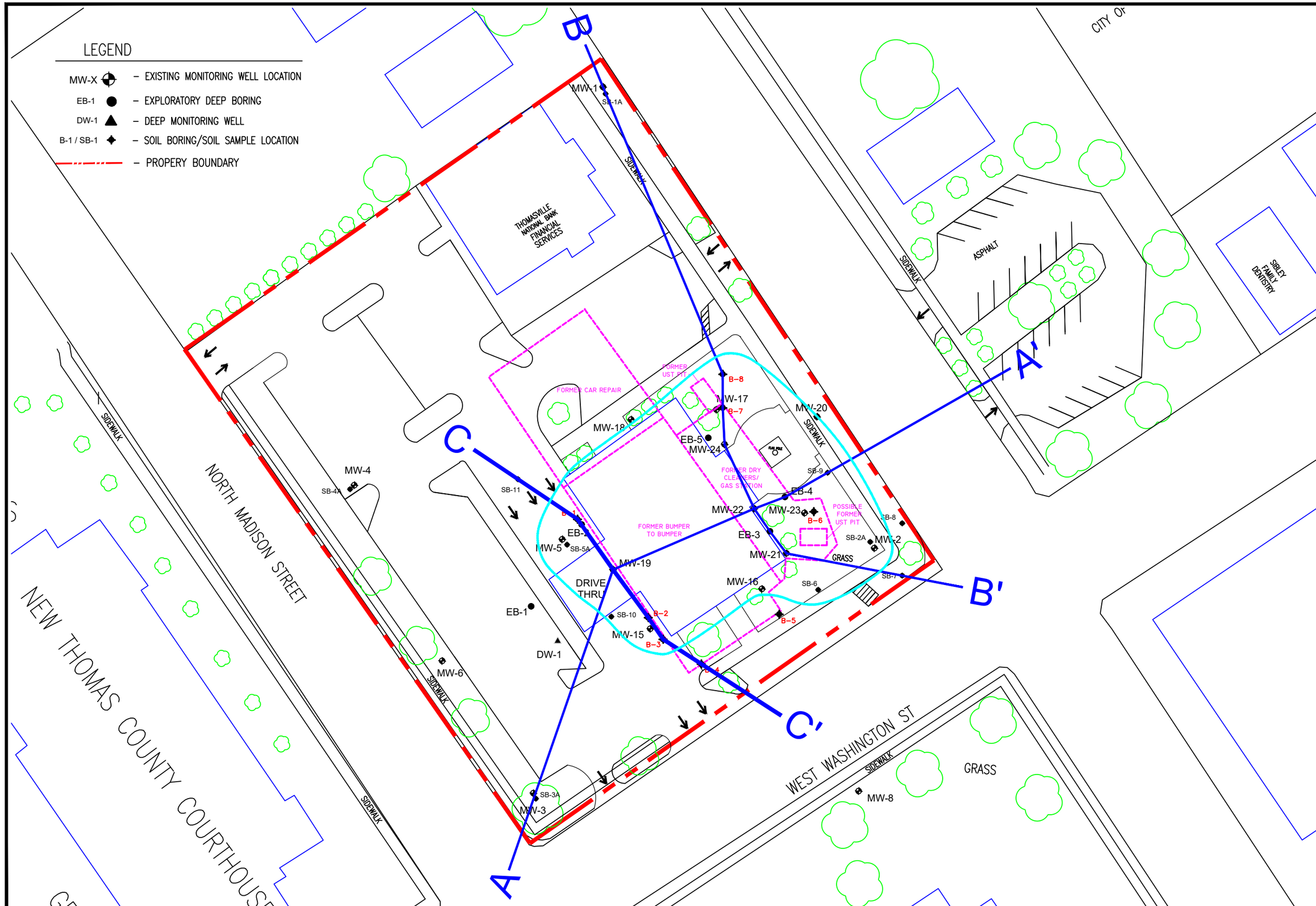

PEACHTREE ENVIRONMENTAL

Thomasville National Bank
301 North Broad Street
Thomasville, Georgia

SOIL CROSS SECTION MAP LOCATION

Compliance Status Report

PROJECT NO.	FIGURE
3151	10

A - A'

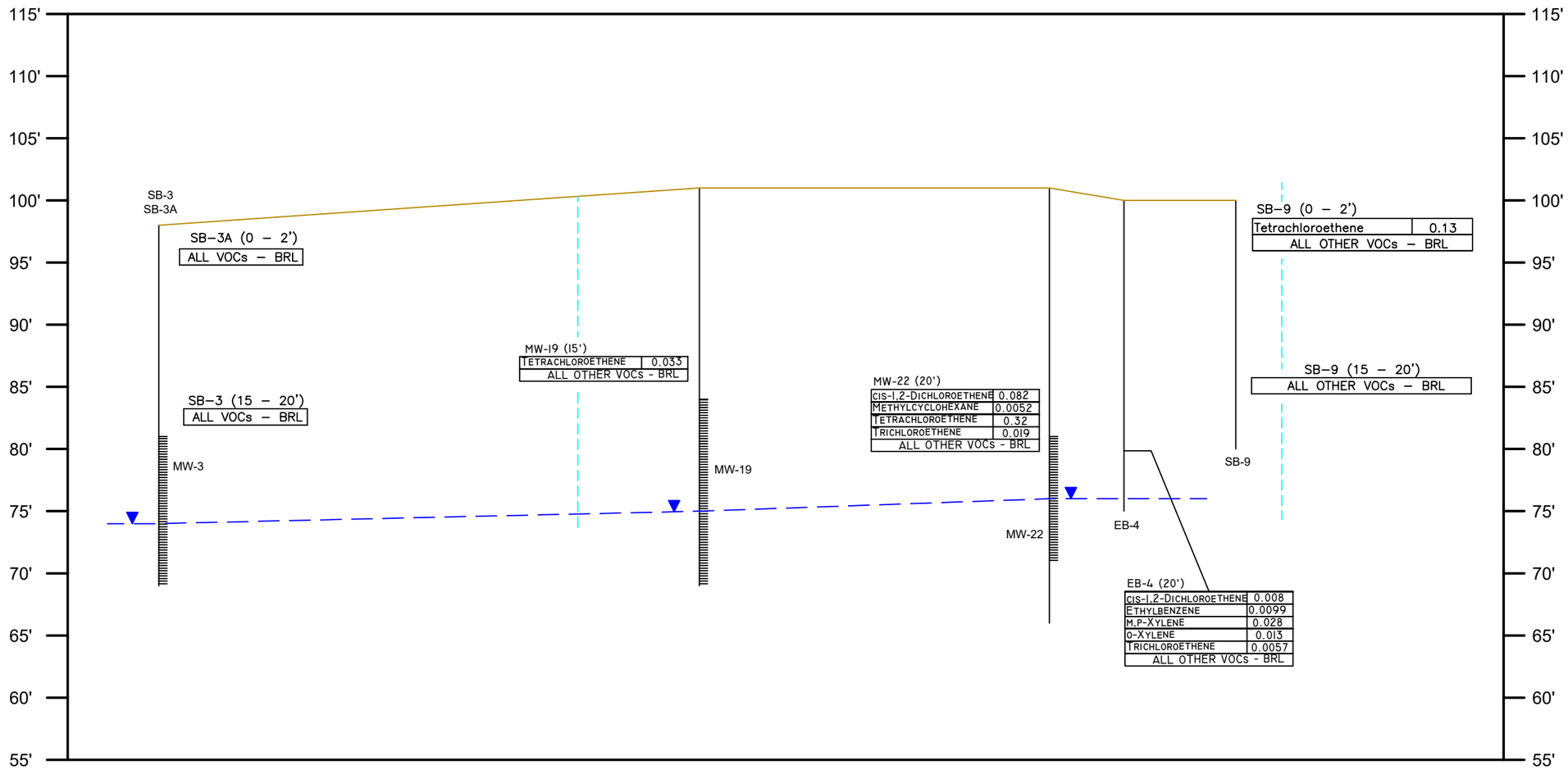

LEGEND

- WATER LEVEL MEASURED IN DECEMBER 2018
- APPROXIMATE EXTENT OF PCE IMPACTED SOIL
- mg/kg RESULTS IN MILLIGRAMS PER KILOGRAMS

PEACHTREE ENVIRONMENTAL

Thomasville National Bank
301 North Broad Street
Thomasville, Georgia

SOIL CROSS SECTION A-A'

Compliance Status Report

10 5 0 FEET

0 15 30 FEET

PROJECT NO.	FIGURE
3151	11

B - B'

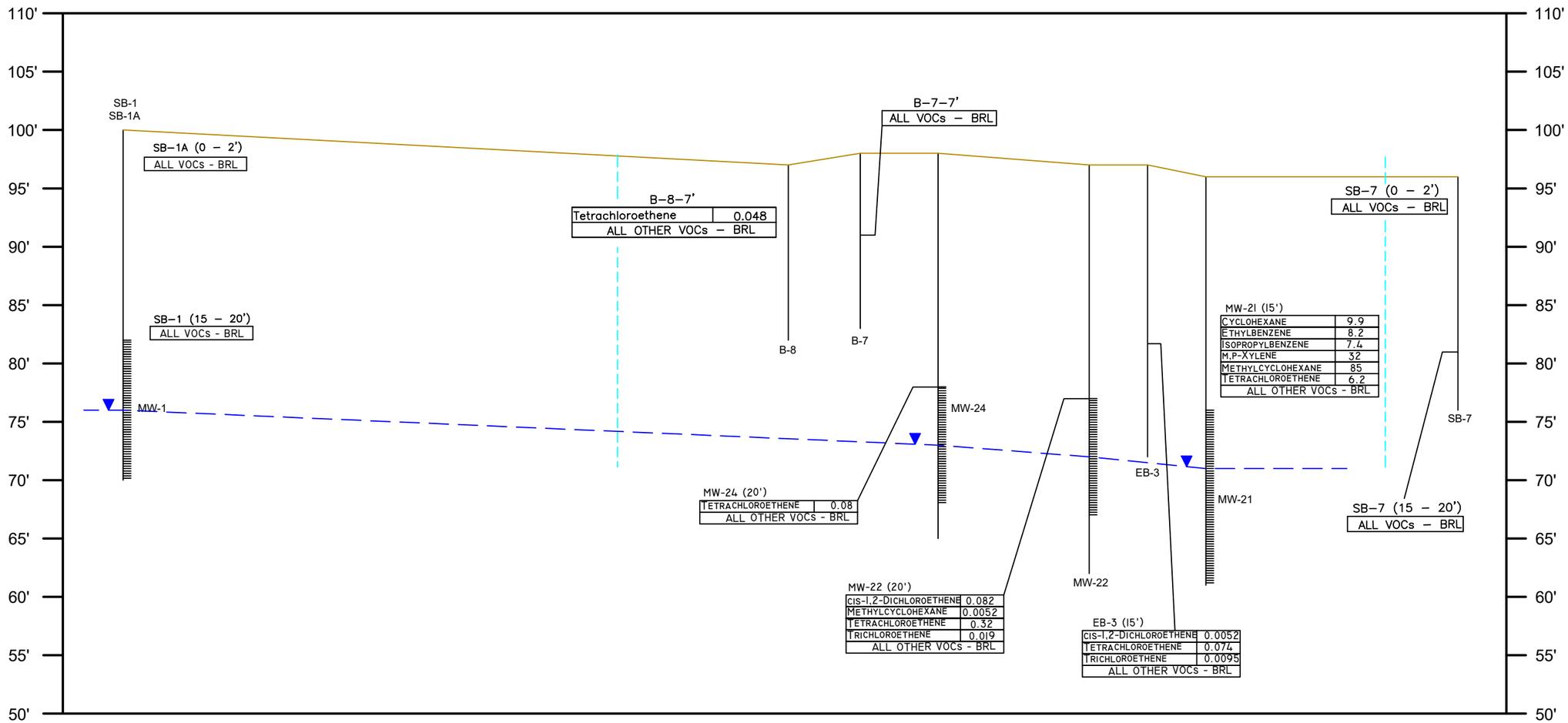

LEGEND

- WATER LEVEL MEASURED IN DECEMBER 2018
- APPROXIMATE EXTENT OF PCE IMPACTED SOIL
- mg/kg RESULTS IN MILLIGRAMS PER KILOGRAMS

PEACHTREE ENVIRONMENTAL

Thomasville National Bank
301 North Broad Street
Thomasville, Georgia

SOIL CROSS SECTION B-B'

Compliance Status Report

10 5 0 FEET

0 15 30 FEET

PROJECT NO.	FIGURE
3151	12

C - C'

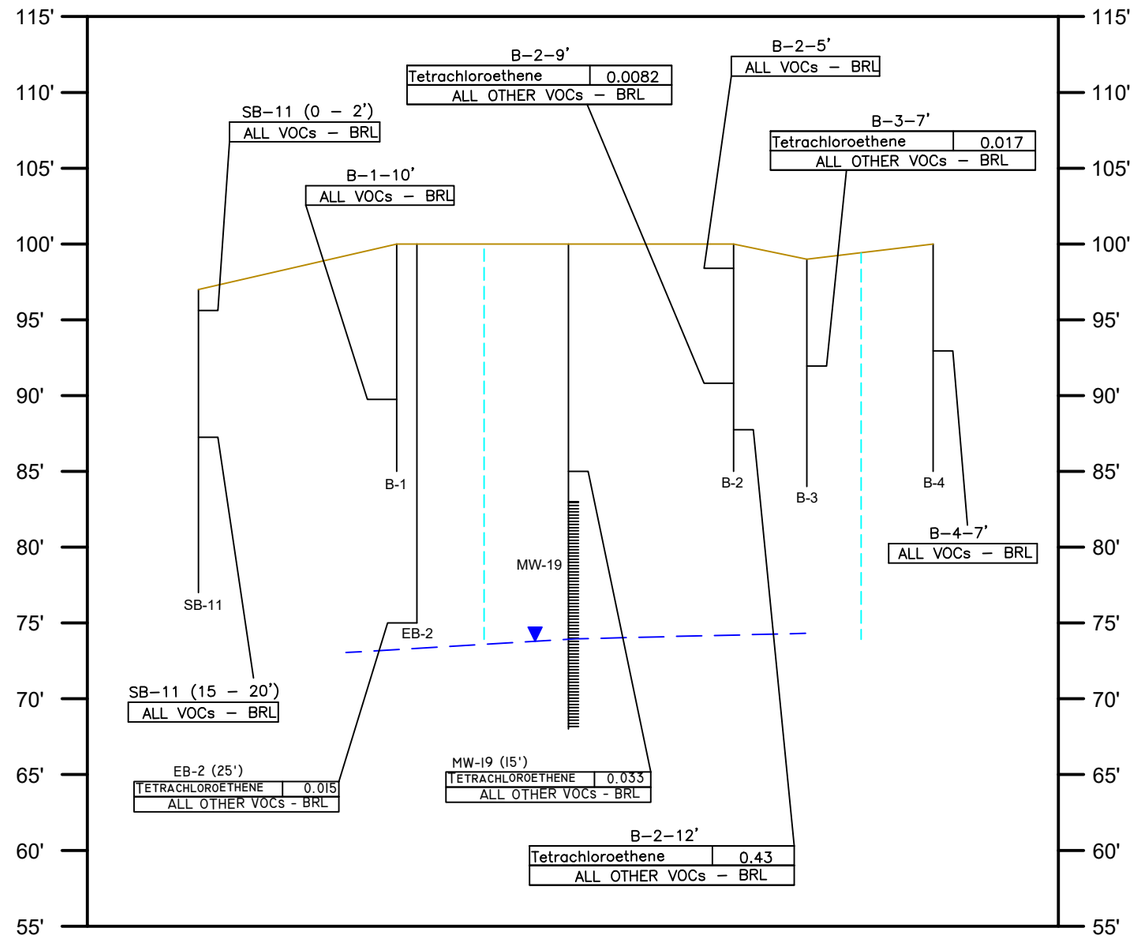

LEGEND

- WATER LEVEL MEASURED IN DECEMBER 2018
- APPROXIMATE EXTENT OF PCE IMPACTED SOIL
- mg/kg RESULTS IN MILLIGRAMS PER KILOGRAMS

PEACHTREE ENVIRONMENTAL

Thomasville National Bank
301 North Broad Street
Thomasville, Georgia

SOIL CROSS SECTION C-C'

Compliance Status Report

10
5
0
FEET

0 15 30
FEET

PROJECT NO.	FIGURE
3151	13

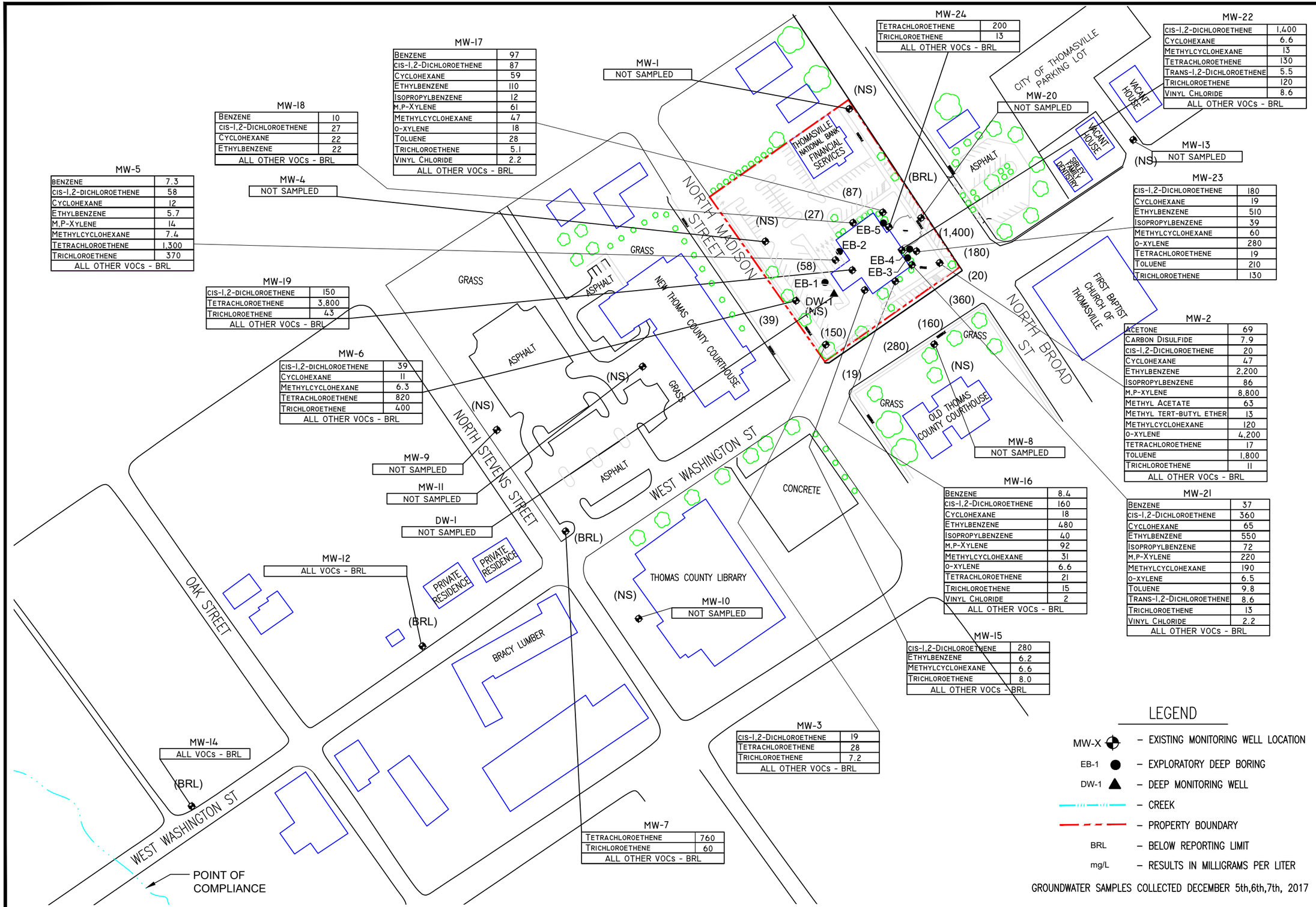

MW-1
NOT SAMPLED

MW-2

Acetone	69
Carbon Disulfide	7.9
cis-1,2-Dichloroethene	20
Cyclohexane	47
Ethylbenzene	2,200
Isopropylbenzene	86
m,p-Xylene	8,800
Methyl Acetate	63
Methyl tert-butyl ether	13
Methylcyclohexane	120
o-Xylene	4,200
Tetrachloroethene	17
Toluene	1,800
Trichloroethene	11
ALL OTHER VOCs - BRL	

MW-3

cis-1,2-Dichloroethene	19
Tetrachloroethene	28
Trichloroethene	7.2
ALL OTHER VOCs - BRL	

MW-4
NOT SAMPLED

MW-5

Benzene	7.3
cis-1,2-Dichloroethene	58
Cyclohexane	12
Ethylbenzene	5.7
m,p-Xylene	14
Methylcyclohexane	7.4
Tetrachloroethene	1,300
Trichloroethene	370
ALL OTHER VOCs - BRL	

MW-6

cis-1,2-Dichloroethene	39
Cyclohexane	11
Methylcyclohexane	6.3
Tetrachloroethene	820
Trichloroethene	400
ALL OTHER VOCs - BRL	

MW-7

Tetrachloroethene	760
Trichloroethene	60
ALL OTHER VOCs - BRL	

MW-8
NOT SAMPLED

MW-9
NOT SAMPLED

MW-10
NOT SAMPLED

MW-11
NOT SAMPLED

MW-12
ALL VOCs - BRL

MW-13
NOT SAMPLED

MW-14
ALL VOCs - BRL

MW-15

cis-1,2-Dichloroethene	280
Ethylbenzene	6.2
Methylcyclohexane	6.6
Trichloroethene	8.0
ALL OTHER VOCs - BRL	

MW-16

Benzene	8.4
cis-1,2-Dichloroethene	160
Cyclohexane	18
Ethylbenzene	480
Isopropylbenzene	40
m,p-Xylene	92
Methylcyclohexane	31
o-Xylene	6.6
Tetrachloroethene	21
Trichloroethene	15
Vinyl Chloride	2
ALL OTHER VOCs - BRL	

MW-17

Benzene	97
cis-1,2-Dichloroethene	87
Cyclohexane	59
Ethylbenzene	110
Isopropylbenzene	12
m,p-Xylene	61
Methylcyclohexane	47
o-Xylene	18
Toluene	28
Trichloroethene	5.1
Vinyl Chloride	2.2
ALL OTHER VOCs - BRL	

MW-18

Benzene	10
cis-1,2-Dichloroethene	27
Cyclohexane	22
Ethylbenzene	22
ALL OTHER VOCs - BRL	

MW-19

cis-1,2-Dichloroethene	150
Tetrachloroethene	3,800
Trichloroethene	43
ALL OTHER VOCs - BRL	

MW-20
NOT SAMPLED

MW-21

Benzene	37
cis-1,2-Dichloroethene	360
Cyclohexane	65
Ethylbenzene	550
Isopropylbenzene	72
m,p-Xylene	220
Methylcyclohexane	190
o-Xylene	6.5
Toluene	9.8
Trans-1,2-Dichloroethene	8.6
Trichloroethene	13
Vinyl Chloride	2.2
ALL OTHER VOCs - BRL	

MW-22

cis-1,2-Dichloroethene	1,400
Cyclohexane	6.6
Methylcyclohexane	13
Tetrachloroethene	130
Trans-1,2-Dichloroethene	5.5
Trichloroethene	120
Vinyl Chloride	8.6
ALL OTHER VOCs - BRL	

MW-23

cis-1,2-Dichloroethene	180
Cyclohexane	19
Ethylbenzene	510
Isopropylbenzene	39
Methylcyclohexane	60
o-Xylene	280
Tetrachloroethene	19
Toluene	210
Trichloroethene	130

MW-24

Tetrachloroethene	200
Trichloroethene	13
ALL OTHER VOCs - BRL	

LEGEND

- MW-X – EXISTING MONITORING WELL LOCATION
- EB-1 – EXPLORATORY DEEP BORING
- DW-1 – DEEP MONITORING WELL
- CREEK
- PROPERTY BOUNDARY
- BRL – BELOW REPORTING LIMIT
- mg/L – RESULTS IN MILLIGRAMS PER LITER

GROUNDWATER SAMPLES COLLECTED DECEMBER 5th,6th,7th, 2017

0 75 150
FEET

PEACHTREE ENVIRONMENTAL

Thomasville National Bank
301 North Broad Street
Thomasville, Georgia

VOC IMPACT IN GROUNDWATER
DECEMBER 2018

Compliance Status Report

PROJECT NO.	FIGURE
3151	14

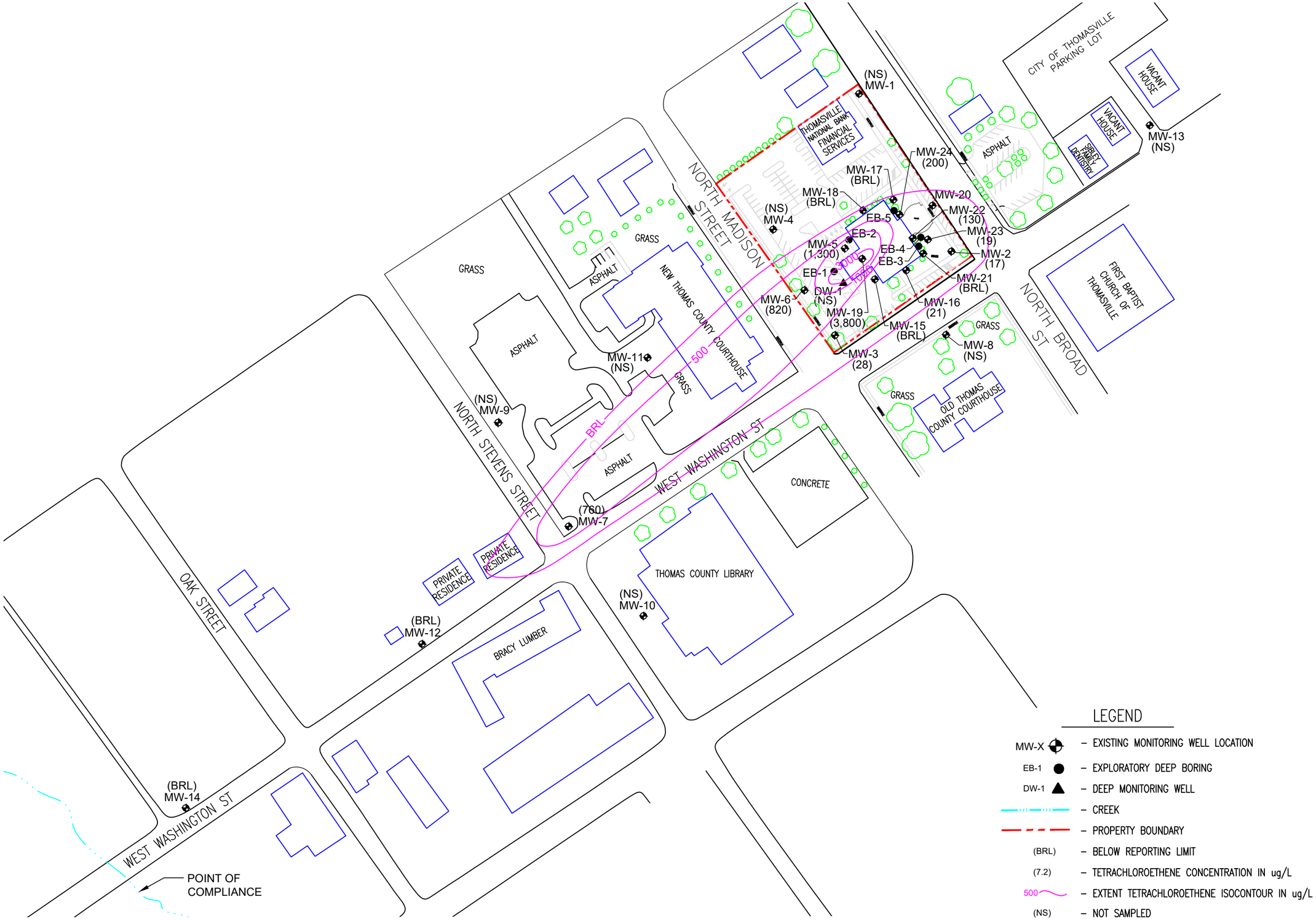

PEACHTREE ENVIRONMENTAL

Thomasville National Bank
301 North Broad Street
Thomasville, Georgia

TETRACHLOROETHENE ISOCONTOUR MAP DECEMBER 2018

Compliance Status Report

PROJECT NO.	FIGURE
3151	15

PEACHTREE ENVIRONMENTAL

Thomasville National Bank
301 North Broad Street
Thomasville, Georgia

TRICHLOROETHENE ISOCONTOUR MAP DECEMBER 2018

Compliance Status Report

PROJECT NO.	FIGURE
3151	16

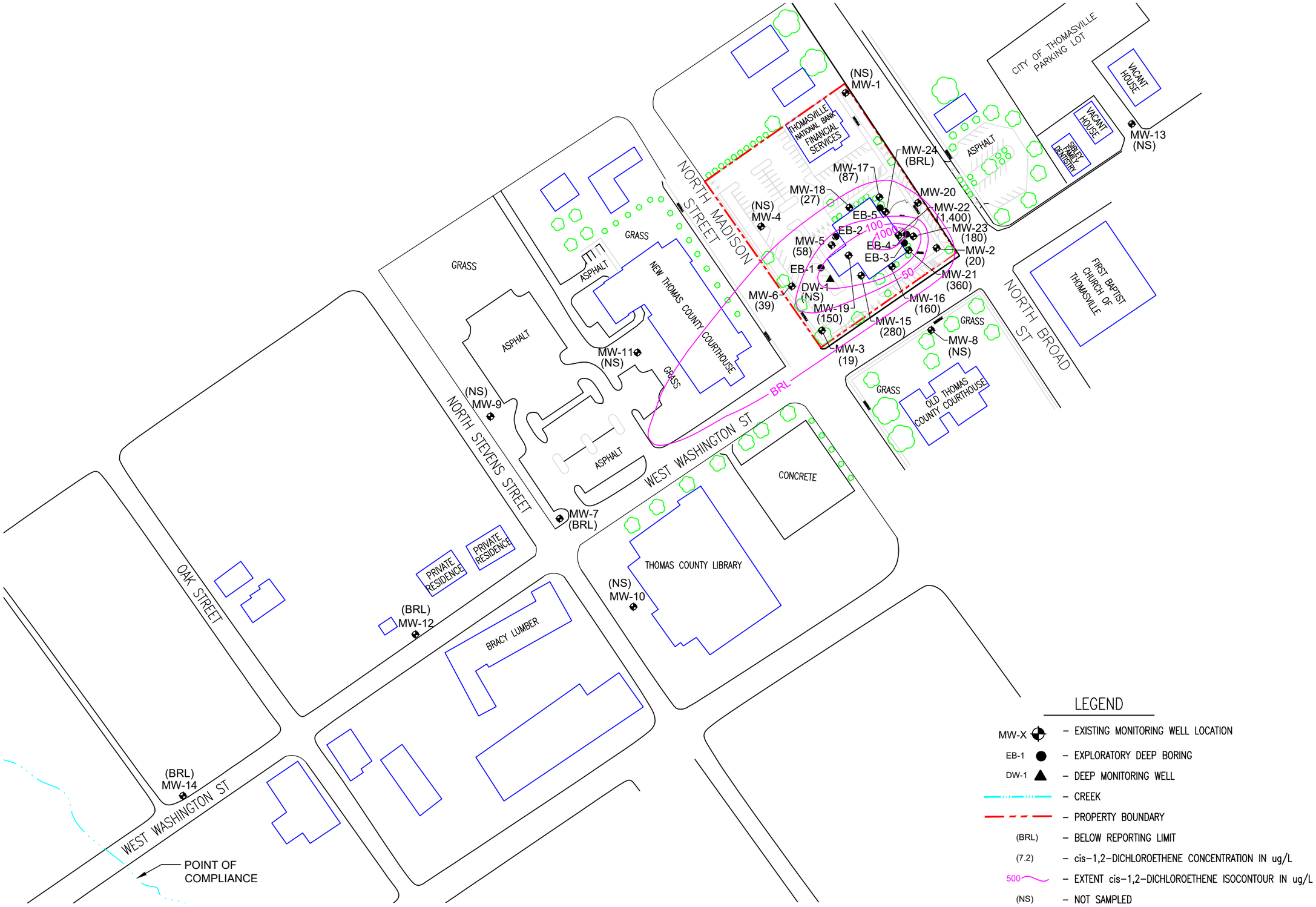

PEACHTREE ENVIRONMENTAL

Thomasville National Bank
301 North Broad Street
Thomasville, Georgia

CIS - 1,2 - DICHLOROETHENE ISOCONTOUR MAP DECEMBER 2018

Compliance Status Report

PROJECT NO.	FIGURE
3151	17

PEACHTREE ENVIRONMENTAL

TABLES

Thomasville National Bank

301 North Broad Street, Thomasville, Thomas County, Georgia

HSI# 10902

TABLE 1

Summary of Water Measurements and Monitoring Well Top of Casing Elevations

Well I.D.	Top of Casing Elevation (feet)	Date	Depth to Groundwater (feet)	Water Level Elevation (feet)
MW-1	100.00	08/21/09	24.00	76.00
		09/01/11	27.25	72.75
		06/27/12	27.08	72.92
		06/06/13	25.42	74.58
		11/22/13	24.61	75.39
		06/24/14	22.36	77.64
		12/15/14	24.67	75.33
		06/27/15	24.12	75.88
		12/05/15	26.71	73.29
		06/07/16	24.54	75.46
		12/08/16	25.92	74.08
		06/28/17	25.96	74.04
		12/06/17	25.78	74.22
		06/06/18	24.78	75.22
		12/11/18	22.77	77.23
MW-2	100.00	08/21/09	24.75	75.25
		09/01/11	27.42	72.58
		06/27/12	27.34	72.66
		06/06/13	25.74	74.26
		11/22/13	25.14	74.86
		06/24/14	23.17	76.83
		12/16/14	~24 (fp)	~
		06/28/15	24.77	75.23
		12/06/15	27.03	72.97
		06/06/16	25.08	74.92
		12/08/16	26.29	73.71
		06/28/17	26.19	73.81
		12/06/17	25.84	74.16
		06/06/18	25.03	74.97
		12/11/18	23.25	76.75
MW-3	98.22	08/21/09	24.11	74.11
		09/01/11	26.61	71.61
		06/27/12	26.49	71.73
		06/06/13	25.00	73.22
		11/22/13	24.37	73.85
		06/24/14	22.47	75.75
		12/16/14	24.33	73.89
		06/28/15	24.04	74.18
		12/05/15	26.16	72.06
		06/08/16	24.41	73.81
		12/09/16	25.52	72.70
		06/17/17	24.22	74.00
		12/06/17	25.12	73.10
		06/06/18	24.28	73.94
		12/11/18	22.61	75.61

Thomasville National Bank

301 North Broad Street, Thomasville, Thomas County, Georgia

HSI# 10902

TABLE 1

Summary of Water Measurements and Monitoring Well Top of Casing Elevations

Well I.D.	Top of Casing Elevation (feet)	Date	Depth to Groundwater (feet)	Water Level Elevation (feet)
MW-4	97.36	08/21/09	23.21	74.15
		09/01/11	25.91	71.45
		06/27/12	25.72	71.64
		06/06/13	24.15	73.21
		11/22/13	23.50	73.86
		06/24/14	21.39	75.97
		12/15/14	23.37	73.99
		06/28/15	23.05	74.31
		12/05/15	25.42	71.94
		06/08/16	23.48	73.88
		12/09/16	24.71	72.65
		06/28/17	24.51	72.85
		12/06/17	24.45	72.91
		06/06/18	23.47	73.89
		12/11/18	21.61	75.75
MW-5	100.40	08/21/09	25.72	74.68
		09/01/11	28.40	72.00
		06/27/12	28.28	72.12
		06/06/13	26.75	73.65
		11/22/13	26.03	74.37
		06/24/14	24.04	76.36
		06/24/14	26.02	74.38
		06/28/15	25.61	74.79
		12/06/15	27.94	72.46
		06/08/16	26.00	74.40
		08/20/16	25.67	74.73
		12/07/16	27.19	73.21
		06/29/17	27.08	73.32
		12/05/17	26.90	73.50
		06/05/18	26.10	74.30
		12/11/18	24.22	76.18
MW-6	97.92	06/27/12	26.20	71.72
		06/06/13	24.75	73.17
		11/22/13	24.07	73.85
		06/24/14	22.08	75.84
		12/15/14	23.94	73.98
		06/28/15	23.61	74.31
		12/05/15	25.94	71.98
		06/08/16	24.05	73.87
		12/09/16	25.24	72.68
		06/27/17	25.03	72.89
		12/06/17	24.95	72.97
		06/06/18	23.98	73.94
		12/11/18	22.21	75.71

Thomasville National Bank

301 North Broad Street, Thomasville, Thomas County, Georgia

HSI# 10902

TABLE 1

Summary of Water Measurements and Monitoring Well Top of Casing Elevations

Well I.D.	Top of Casing Elevation (feet)	Date	Depth to Groundwater (feet)	Water Level Elevation (feet)
MW-7	80.74	06/27/12	12.41	68.33
		06/06/13	11.94	68.80
		11/22/13	12.47	68.27
		06/24/14	11.14	69.60
		12/15/14	11.28	69.46
		06/29/15	11.65	69.09
		12/06/15	12.98	67.76
		06/08/15	11.65	69.09
		12/09/16	12.51	68.23
		06/29/17	11.58	69.16
		12/07/17	12.18	68.56
		06/06/18	11.92	68.82
		12/11/18	10.41	70.33
MW-8	99.90	06/27/12	27.53	72.37
		06/06/13	26.10	73.80
		11/22/13	25.48	74.42
		06/24/14	23.65	76.25
		12/15/14	25.48	74.42
		06/28/15	25.17	74.73
		12/05/15	27.27	72.63
		06/08/16	25.50	74.40
		12/09/16	26.59	73.31
		06/28/17	26.32	73.58
		12/06/17	26.20	73.70
		06/06/18	25.25	74.65
		12/11/18	23.64	76.26
MW-9	81.19	11/22/13	12.71	68.48
		06/24/14	11.15	70.04
		12/16/14	11.38	69.81
		06/29/15	12.23	68.96
		06/29/15	12.23	68.96
		12/06/15	13.36	67.83
		06/09/16	11.40	69.79
		12/09/16	12.55	68.64
		06/28/17	11.50	69.69
		12/06/17	12.74	68.45
		06/06/18	10.85	70.34
		12/11/18	9.53	71.66
MW-10	85.67	11/22/13	18.17	67.50
		06/24/14	16.49	69.18
		12/16/14	17.82	67.85
		06/29/15	17.72	67.95
		12/06/15	18.45	67.22
		06/08/16	17.28	68.39
		12/09/16	18.36	67.31
		06/28/17	17.34	68.33
		12/07/17	18.13	67.54
		06/06/18	17.15	68.52
		12/11/18	16.51	69.16
MW-11	90.65	11/22/13	19.91	70.74
		06/24/14	17.86	72.79
		12/15/14	19.40	71.25
		06/28/15	19.33	71.32
		12/05/15	21.27	69.38
		06/08/16	19.20	71.45
		12/09/16	20.53	70.12
		06/29/17	19.83	70.82
		12/06/17	20.04	70.61
		06/06/18	19.08	71.57
		12/11/18	17.57	73.08

Thomasville National Bank

301 North Broad Street, Thomasville, Thomas County, Georgia

HSI# 10902

TABLE 1

Summary of Water Measurements and Monitoring Well Top of Casing Elevations

Well I.D.	Top of Casing Elevation (feet)	Date	Depth to Groundwater (feet)	Water Level Elevation (feet)
MW-12	65.53	11/22/13	3.57	61.96
		06/24/14	2.89	62.64
		12/16/14	2.61	62.92
		06/29/15	3.58	61.95
		12/06/15	3.34	62.19
		06/09/16	2.32	63.21
		12/09/16	3.08	62.45
		06/29/17	1.85	63.68
		12/07/17	3.28	62.25
		06/06/18	1.99	63.54
		12/11/18	1.25	64.28
MW-13	97.16	11/22/13	21.54	75.62
		06/24/14	19.55	77.61
		12/15/14	21.48	75.68
		06/28/15	21.25	75.91
		12/05/15	23.40	73.76
		06/07/16	21.00	76.16
		12/08/16	22.61	74.55
		06/27/17	22.03	75.13
		12/06/17	22.24	74.92
		06/06/18	20.65	76.51
		12/11/18	18.85	78.31
MW-14	59.92	01/27/15	4.22	55.70
		06/29/15	5.69	54.23
		12/06/15	4.51	55.41
		06/09/16	4.27	55.65
		12/09/16	4.49	55.43
		06/29/17	4.05	55.87
		12/07/17	4.52	55.40
		06/06/18	4.39	55.53
		12/11/18	4.10	55.82
MW-15	100.39	12/07/15	27.71	72.68
		06/08/16	25.75	74.64
		08/20/16	25.43	74.96
		12/10/16	27.05	73.34
		06/29/17	26.83	73.56
		12/05/17	26.60	73.79
		06/05/18	25.82	74.57
		12/11/18	24.14	76.25
MW-16	99.54	12/07/15	26.67	72.87
		06/08/16	24.84	74.70
		12/08/16	25.96	73.58
		06/28/17	25.83	73.71
		12/05/17	25.58	73.96
		06/05/18	24.78	74.76
		12/11/18	23.00	76.54
MW-17	100.70	12/07/15	27.59	73.11
		06/07/16	25.54	75.16
		06/07/16	25.54	75.16
		12/08/16	26.75	73.95
		06/28/17	26.79	73.91
		12/05/17	23.51	77.19
		06/06/18	25.73	74.97
		12/11/18	23.82	76.88

Thomasville National Bank

301 North Broad Street, Thomasville, Thomas County, Georgia

HSI# 10902

TABLE 1

Summary of Water Measurements and Monitoring Well Top of Casing Elevations

Well I.D.	Top of Casing Elevation (feet)	Date	Depth to Groundwater (feet)	Water Level Elevation (feet)
MW-18	99.89	12/07/15	26.69	73.20
		06/07/16	25.00	74.89
		12/08/16	26.24	73.65
		06/28/17	26.18	73.71
		12/05/17	25.94	73.95
		06/05/18	25.17	74.72
		12/11/18	23.26	76.63
DW-1	98.30	01/17/15	46.23	52.07
		06/08/16	45.50	52.80
		12/09/16	46.68	51.62
		06/28/17	46.89	51.41
		12/06/17	45.19	53.11
		06/05/18	44.69	53.61
		Well Not Accessable		
MW-19	101.14	08/20/16	26.08	75.06
		12/10/16	27.70	73.44
		06/28/17	27.61	73.53
		12/6/170	27.33	73.81
		06/06/18	26.57	74.57
		12/11/18	24.61	76.53
MW-20	100.22	08/21/16	24.38	75.84
		12/06/18	26.19	74.03
		12/11/18	23.15	77.07
MW-21	100.69	08/21/16	25.22	75.47
		12/08/16	26.90	73.79
		06/28/17	26.84	73.85
		12/05/17	26.52	74.14
		06/06/18	25.70	74.99
		12/11/18	23.97	76.72
MW-22	101.00	08/21/16	25.61	75.39
		12/08/16	26.15	74.85
		12/11/18	24.15	76.85
MW-23	100.68	08/21/16	25.25	75.43
		12/08/16	26.82	73.86
		12/11/18	23.85	76.83
MW-24	100.76	08/21/16	25.16	75.60
		12/08/16	26.85	73.91
		06/06/18	25.77	74.99
		12/11/18	23.90	76.86

Top of casing elevation for MW-1 used as project benchmark, assigned an elevation of 100.00 feet;
remaining elevations surveyed relative to MW-1 by Peachtree Environmental personnel.
Top of casing elevation for MW-2 was determined to be 100.18 on December 7 ,2015 by Peachtree Environmental personnel.

THOMASVILLE NATIONAL BANK
301 NORTH BROAD STREE, THOMASVILLE, GEORGIA
HSI#10902

TABLE 2
SOIL ANALYTICAL RESULTS

SAMPLE DESIGNATION	TYPE 1 RRS	TYPE 4 RRS	TNB-0809-SB1 (15 - 20')	TNB-0809-SB1A (0 - 2')	TNB-0809-SB2 (15 - 20')	TNB-0809-SB2A 05 - 2')
SAMPLE DATE			8/20/2009	9/01/2011	8/20/2009	9/01/2011
ANALYTES	LABORATORY RESULTS (mg/Kg)					
TCL Volatile Organics						
cis-1,2-Dichloroethene	**0.412**	**NC**	<0.0069	<0.0081	<0.0089	<0.0077
Cyclohexane	**259.82**	**NC**	<0.0069	<0.0081	**0.15**	<0.0077
Ethylbenzene	**15.694**	**NC**	<0.0069	<0.0081	**1.4**	<0.0077
Isopropylbenzene	**14.738**	**NC**	<0.0069	<0.0081	**0.30**	<0.0077
m,p-Xylene	**198.001**	**NC**	<0.014	<0.0081	**4.4**	<0.0077
Methylcyclohexane	**NR**	**NR**	<0.0069	<0.0081	**0.51**	<0.0077
o-Xylene	**198.001**	**NC**	<0.0069	<0.0081	**1.7**	**0.0**
Tetrachloroethene	**0.045**	**2.000**	<0.0069	<0.0081	**0.018**	<0.0077
Toluene	**13.841**	**NC**	<0.0069	<0.0081	**0.12**	<0.0077
Trichloroethene	**0.036**	**NC**	<0.0069	<0.0081	<0.0089	<0.0077

NOTES:

Bolded numbers denote concentrations above laboratory detection limits

NC - Type 4 RRS were not calculated for analyte
Analyte was not detected above laboratory detection limits)

NR - Not Regulated, Compound not regulated by HSRA

THOMASVILLE NATIONAL BANK
301 NORTH BROAD STREE, THOMASVILLE, GEORGIA
HSI#10902

TABLE 2
SOIL ANALYTICAL RESULTS

SAMPLE DESIGNATION	TYPE 1 RRS	TNB-0809-SB3 (15 - 20')	TNB-0809-SB3A (15 - 20')	TNB-0809-SB4 (10 - 15')	TNB-0809-SB4A (0 - 2')	TNB-0809-SB5 (15 - 20')
SAMPLE DATE		8/20/2009	9/01/2011	8/21/2009	9/01/2011	8/20/2009
ANALYTES	LABORATORY RESULTS (mg/Kg)					
TCL Volatile Organics						
cis-1,2-Dichloroethene	**0.412**	<0.015	<0.0066	<0.0083	<0.0074	<0.0063
Cyclohexane	**259.82**	<0.015	<0.0066	<0.0083	<0.0074	<0.0063
Ethylbenzene	**15.694**	<0.015	<0.0066	<0.0083	<0.0074	<0.0063
Isopropylbenzene	**14.738**	<0.015	<0.0066	<0.0083	<0.0074	<0.0063
m,p-Xylene	**198.001**	<0.031	<0.0066	<0.017	<0.0074	<0.013
Methylcyclohexane	**NR**	<0.015	<0.0066	<0.0083	<0.0074	<0.0063
o-Xylene	**198.001**	<0.015	<0.0066	<0.0083	<0.0074	<0.0063
Tetrachloroethene	**0.045**	<0.015	<0.0066	<0.0083	<0.0074	**0.040**
Toluene	**13.841**	<0.015	<0.0066	<0.0083	<0.0074	<0.0063
Trichloroethene	**0.036**	<0.015	<0.0066	<0.0083	<0.0074	<0.0063

NOTES:

Bolded numbers denote concentrations above laboratory detection limits

NC - Type 4 RRS were not calculated for analyte
Analyte was not detected above laboratory detection limits)

NR - Not Regulated, Compound not regulated by HSRA

THOMASVILLE NATIONAL BANK
301 NORTH BROAD STREE, THOMASVILLE, GEORGIA
HSI#10902

TABLE 2
SOIL ANALYTICAL RESULTS

SAMPLE DESIGNATION	TYPE 1 RRS	TNB-0809-SB5A (0 - 2')	TNB-0911-SB6 (0 - 2')	TNB-0809-SB6 (15 - 20')	TNB-0911-SB7 (0 - 2')	TNB-0809-SB7 (15 - 20')
SAMPLE DATE		9/01/2011	9/1/2011	9/1/2011	9/1/2011	8/20/2009
ANALYTES	LABORATORY RESULTS (mg/Kg)					
TCL Volatile Organics						
cis-1,2-Dichloroethene	**0.412**	<0.0069	<0.0061	<0.0069	<0.0074	<0.0081
Cyclohexane	**259.82**	<0.0069	<0.0061	<0.0069	<0.0074	<0.0081
Ethylbenzene	**15.694**	<0.0069	<0.0061	<0.0069	<0.0074	<0.0081
Isopropylbenzene	**14.738**	<0.0069	<0.0061	<0.0069	<0.0074	<0.0081
m,p-Xylene	**198.001**	<0.0069	<0.012	<0.014	<0.015	<0.016
Methylcyclohexane	**NR**	<0.0069	<0.0061	<0.0069	<0.0074	<0.0081
o-Xylene	**198.001**	<0.0069	<0.0061	<0.0069	<0.0074	<0.0081
Tetrachloroethene	**0.045**	<0.0069	**0.0084**	<0.0069	<0.0074	<0.0081
Toluene	**13.841**	<0.0069	<0.0061	<0.0069	<0.0074	<0.0081
Trichloroethene	**0.036**	<0.0069	<0.0061	<0.0069	<0.0074	<0.0081

NOTES:

Bolded numbers denote concentrations above laboratory detection limits

NC - Type 4 RRS were not calculated for analyte
Analyte was not detected above laboratory detection limits)

NR - Not Regulated, Compound not regulated by HSRA

THOMASVILLE NATIONAL BANK
301 NORTH BROAD STREE, THOMASVILLE, GEORGIA
HSI#10902

TABLE 2
SOIL ANALYTICAL RESULTS

SAMPLE DESIGNATION	TYPE 1 RRS	TNB-0911-SB8 (0 - 2')	TNB-0809-SB8 (15 - 20')	TNB-0911-SB9 (0 - 2')	TNB-0809-SB9 (15 - 20')	TNB-0911-SB10 (0 - 2')
SAMPLE DATE		9/1/2011	8/20/2009	9/1/2011	9/1/2011	9/1/2011
ANALYTES	LABORATORY RESULTS (mg/Kg)					
TCL Volatile Organics						
cis-1,2-Dichloroethene	**0.412**	<0.0070	<0.0071	<0.0063	<0.0084	<0.0064
Cyclohexane	**259.82**	<0.0070	<0.0071	<0.0063	<0.0084	<0.0064
Ethylbenzene	**15.694**	<0.0070	<0.0071	<0.0063	<0.0084	<0.0064
Isopropylbenzene	**14.738**	<0.0070	<0.0071	<0.0063	<0.0084	<0.0064
m,p-Xylene	**198.001**	<0.014	<0.014	<0.013	<0.017	<0.013
Methylcyclohexane	**NR**	<0.0070	<0.0071	<0.0063	<0.0084	<0.0064
o-Xylene	**198.001**	<0.0070	<0.0071	<0.0063	<0.0084	<0.0064
Tetrachloroethene	**0.045**	<0.0070	<0.0071	**0.13**	<0.0084	<0.0064
Toluene	**13.841**	<0.0070	<0.0071	<0.0063	<0.0084	<0.0064
Trichloroethene	**0.036**	<0.0070	<0.0071	<0.0063	<0.0084	<0.0064

NOTES:

Bolded numbers denote concentrations above laboratory detection limits

NC - Type 4 RRS were not calculated for analyte
Analyte was not detected above laboratory detection limits)

NR - Not Regulated, Compound not regulated by HSRA

THOMASVILLE NATIONAL BANK
301 NORTH BROAD STREE, THOMASVILLE, GEORGIA
HSI#10902

TABLE 2
SOIL ANALYTICAL RESULTS

SAMPLE DESIGNATION	TYPE 1 RRS	TNB-0809-SB10 (15 - 20')	TNB-0911-SB11 (0 - 2')	TNB-1113-B-1-10'	TNB-1113-B-2-5'	TNB-1113-B-2-9'
SAMPLE DATE		9/1/2011	9/1/2011	11/21/2013	11/21/2013	11/21/2013
ANALYTES	LABORATORY RESULTS (mg/Kg)					
TCL Volatile Organics						
cis-1,2-Dichloroethene	**0.412**	<0.0080	<0.0073	<0.0042	<0.0073	<0.0073
Cyclohexane	**259.82**	<0.0080	<0.0073	<0.0042	<0.0073	<0.0073
Ethylbenzene	**15.694**	<0.0080	<0.0073	<0.0042	<0.0073	<0.0073
Isopropylbenzene	**14.738**	<0.0080	<0.0073	<0.0042	<0.0073	<0.0073
m,p-Xylene	**198.001**	<0.016	<0.015	<0.0085	<0.015	<0.015
Methylcyclohexane	**NR**	<0.0080	<0.0073	<0.0042	<0.0073	<0.0073
o-Xylene	**198.001**	<0.0080	<0.0073	<0.0042	<0.0073	<0.0073
Tetrachloroethene	**0.045**	**0.20**	<0.0073	<0.0042	<0.0073	<0.0073
Toluene	**13.841**	<0.0080	<0.0073	<0.0042	<0.0073	<0.0073
Trichloroethene	**0.036**	<0.0080	<0.0073	<0.0042	<0.0073	<0.0073

NOTES:

Bolded numbers denote concentrations above laboratory detection limits

NC - Type 4 RRS were not calculated for analyte
Analyte was not detected above laboratory detection limits)

NR - Not Regulated, Compound not regulated by HSRA

THOMASVILLE NATIONAL BANK
301 NORTH BROAD STREE, THOMASVILLE, GEORGIA
HSI#10902

TABLE 2
SOIL ANALYTICAL RESULTS

SAMPLE DESIGNATION	TYPE 1 RRS	TNB-1113-B-2-12'	TNB-1113-B-3-7'	TNB-1113-B-4-7'	TNB-1113-B-5-7'	TNB-1113-B-6-7'
SAMPLE DATE		11/21/2013	11/21/2013	11/21/2013	11/21/2013	11/21/2013
ANALYTES	LABORATORY RESULTS (mg/Kg)					
TCL Volatile Organics						
cis-1,2-Dichloroethene	**0.412**	<0.0035	<0.0045	<0.0039	<0.0043	<0.0044
Cyclohexane	**259.82**	<0.0035	<0.0045	<0.0039	<0.0043	<0.0044
Ethylbenzene	**15.694**	<0.0035	<0.0045	<0.0039	<0.0043	<0.0044
Isopropylbenzene	**14.738**	<0.0035	<0.0045	<0.0039	<0.0043	<0.0044
m,p-Xylene	**198.001**	<0.0070	<0.0089	<0.0078	<0.0085	<0.0089
Methylcyclohexane	**NR**	<0.0035	<0.0045	<0.0039	<0.0043	<0.0044
o-Xylene	**198.001**	<0.0035	<0.0045	<0.0039	<0.0043	<0.0044
Tetrachloroethene	**0.045**	**0.43**	**0.017**	<0.0039	<0.0043	<0.0044
Toluene	**13.841**	<0.0035	<0.0045	<0.0039	<0.0043	<0.0044
Trichloroethene	**0.036**	<0.0035	<0.0045	<0.0039	<0.0043	<0.0044

NOTES:

Bolded numbers denote concentrations above laboratory detection limits

NC - Type 4 RRS were not calculated for analyte
Analyte was not detected above laboratory detection limits)

NR - Not Regulated, Compound not regulated by HSRA

THOMASVILLE NATIONAL BANK
301 NORTH BROAD STREE, THOMASVILLE, GEORGIA
HSI#10902

TABLE 2
SOIL ANALYTICAL RESULTS

SAMPLE DESIGNATION	TYPE 1 RRS	TNB-1113-B-7-7'	TNB-1113-B-8-7'	MW-15-25	MW-16-15	MW-17-20
SAMPLE DATE		11/21/2013	11/21/2013	12/05/2015	12/05/2015	12/06/2015
ANALYTES	LABORATORY RESULTS (mg/Kg)					
TCL Volatile Organics						
cis-1,2-Dichloroethene	**0.412**	<0.0041	<0.0035	<0.0056	<0.0048	<0.0040
Cyclohexane	**259.82**	<0.0041	<0.0035	<0.0056	<0.0048	<0.0040
Ethylbenzene	**15.694**	<0.0041	<0.0035	<0.0056	<0.0048	<0.0040
Isopropylbenzene	**14.738**	<0.0041	<0.0035	<0.0056	<0.0048	<0.0040
m,p-Xylene	**198.001**	<0.0081	<0.0070	<0.0056	<0.0048	<0.0040
Methylcyclohexane	**NR**	<0.0041	<0.0035	<0.0056	<0.0048	<0.0040
o-Xylene	**198.001**	<0.0041	<0.0035	<0.0056	<0.0048	<0.0040
Tetrachloroethene	**0.045**	<0.0041	**0.048**	<0.0056	<0.0048	<0.0040
Toluene	**13.841**	<0.0041	<0.0035	<0.0056	<0.0048	<0.0040
Trichloroethene	**0.036**	<0.0041	<0.0035	<0.0056	<0.0048	<0.0040

NOTES:

Bolded numbers denote concentrations above laboratory detection limits

NC - Type 4 RRS were not calculated for analyte
Analyte was not detected above laboratory detection limits)

NR - Not Regulated, Compound not regulated by HSRA

THOMASVILLE NATIONAL BANK
301 NORTH BROAD STREE, THOMASVILLE, GEORGIA
HSI#10902

TABLE 2
SOIL ANALYTICAL RESULTS

SAMPLE DESIGNATION	TYPE 1 RRS	MW-18	MW-19-15	MW-21-15	MW-22-20	MW-23-20
SAMPLE DATE		12/06/2015	08/20/2016	08/20/2016	08/21/2016	08/31/2016
ANALYTES	LABORATORY RESULTS (mg/Kg)					
TCL Volatile Organics						
cis-1,2-Dichloroethene	**0.412**	<0.0049	<0.0054	<2.1	**0.082**	<2..2
Cyclohexane	**259.82**	<0.0049	<0.0054	**9.9**	<0.0042	<2.2
Ethylbenzene	**15.694**	<0.0049	<0.0054	**8.2**	<0.0042	**8.1**
Isopropylbenzene	**14.738**	<0.0049	<0.0054	**7.4**	<0.0042	**2.3**
m,p-Xylene	**198.001**	<0.0049	<0.0054	**32**	<0.0042	**27**
Methylcyclohexane	**NR**	<0.0049	<0.0054	**85**	**0.0052**	**13**
o-Xylene	**198.001**	<0.0049	<0.0054	<2.1	<0.0042	**11**
Tetrachloroethene	**0.045**	<0.0049	**0.033**	**6.2**	**0.32**	<2.2
Toluene	**13.841**	<0.0049	<0.0054	<2.1	<0.0042	<2.2
Trichloroethene	**0.036**	<0.0049	<0.0054	<2.1	**0.019**	<2.2

NOTES:

Bolded numbers denote concentrations above laboratory detection limits

NC - Type 4 RRS were not calculated for analyte
Analyte was not detected above laboratory detection limits)

NR - Not Regulated, Compound not regulated by HSRA

THOMASVILLE NATIONAL BANK
301 NORTH BROAD STREE, THOMASVILLE, GEORGIA
HSI#10902

TABLE 2
SOIL ANALYTICAL RESULTS

SAMPLE DESIGNATION	TYPE 1 RRS	MW-24-20	EB-2-25	EB-3-15	EB-4-20	EB-5-10
SAMPLE DATE		08/21/2016	08/20/2016	08/20/2016	08/21/2016	08/21/2016
ANALYTES	LABORATORY RESULTS (mg/Kg)					
TCL Volatile Organics						
cis-1,2-Dichloroethene	**0.412**	<0.0055	<0.0042	**0.0052**	**0.008**	<0.0039
Cyclohexane	**259.82**	<0.0055	<0.0042	<0.0045	<0.0048	<0.0039
Ethylbenzene	**15.694**	<0.0055	<0.0042	<0.0045	**0.0099**	<0.0039
Isopropylbenzene	**14.738**	<0.0055	<0.0042	<0.0045	<0.0048	<0.0039
m,p-Xylene	**198.001**	<0.0055	<0.0042	<0.0045	**0.028**	<0.0039
Methylcyclohexane	**NR**	<0.0055	<0.0042	<0.0045	<0.0048	<0.0039
o-Xylene	**198.001**	<0.0055	<0.0042	<0.0045	**0.013**	<0.0039
Tetrachloroethene	**0.045**	**0.08**	**0.015**	**0.074**	<0.0048	**0.098**
Toluene	**13.841**	<0.0055	<0.0042	<0.0045	<0.0048	<0.0039
Trichloroethene	**0.036**	<0.0055	<0.0042	**0.0095**	**0.0057**	<0.0039

NOTES:

Bolded numbers denote concentrations above laboratory detection limits

NC - Type 4 RRS were not calculated for analyte
Analyte was not detected above laboratory detection limits)

NR - Not Regulated, Compound not regulated by HSRA

Thomasville National Bank
301 North Broad Street, Thomasville,Thomas County, Georgia
HSI# 10902

TABLE 3
Summary of Groundwater Analytical Results

WELL		MW-1										
Sample Date		8/20/2009	9/1/2011	6/28/2012	6/6/2013	11/20/2013	6/24/2014	12/15/2014	6/27/2015	12/5/2015	6/7/2016	12/8/2016
Results reported in µg/L	TYPE 1/3 RRS											
TCL Volatile Organics												
Acetone	2,000	ND 50	ND 50	ND 50	ND 50	ND 50	ND 50	ND 50	ND 50	ND 50	ND 50	ND 50
Benzene	5	ND 5.0	ND 5.0	ND 5.0	ND 5.0	ND 5.0	ND 5.0	ND 5.0	ND 5.0	ND 5.0	ND 5.0	ND 5.0
2-Butanone (MEK)	2,000	ND 50	ND 50	ND 50	ND 50	ND 50	ND 50	ND 50	ND 50	ND 50	ND 50	ND 50
Carbon Disulfide	5	ND 5.0	ND 5.0	ND 5.0	ND 5.0	ND 5.0	ND 5.0	ND 5.0	ND 5.0	ND 5.0	ND 5.0	ND 5.0
Chloroform	80	ND 5.0	ND 5.0	ND 5.0	ND 5.0	ND 5.0	ND 5.0	ND 5.0	ND 5.0	ND 5.0	ND 5.0	ND 5.0
cis-1,2-Dichloroethene	70	ND 5.0	ND 5.0	ND 5.0	ND 5.0	ND 5.0	ND 5.0	ND 5.0	ND 5.0	ND 5.0	ND 5.0	ND 5.0
Cyclohexane	5	ND 5.0	ND 5.0	ND 5.0	ND 5.0	ND 5.0	ND 5.0	ND 5.0	ND 5.0	ND 5.0	ND 5.0	ND 5.0
Ethylbenzene	1,000	ND 5.0	ND 5.0	ND 5.0	ND 5.0	ND 5.0	ND 5.0	ND 5.0	ND 5.0	ND 5.0	ND 5.0	ND 5.0
Isopropylbenzene	5	ND 5.0	ND 5.0	ND 5.0	ND 5.0	ND 5.0	ND 5.0	ND 5.0	ND 5.0	ND 5.0	ND 5.0	ND 5.0
m,p-Xylene	10,000	ND 5.0	ND 5.0	ND 5.0	ND 5.0	ND 5.0	ND 5.0	ND 5.0	ND 5.0	ND 5.0	ND 5.0	ND 5.0
Methyl acetate	NR	ND 5.0	ND 5.0	ND 5.0	ND 5.0	ND 5.0	ND 5.0	ND 5.0	ND 5.0	ND 5.0	ND 5.0	ND 5.0
Methyl tert-butyl ether	NR	ND 5.0	ND 5.0	ND 5.0	ND 5.0	ND 5.0	ND 5.0	ND 5.0	ND 5.0	ND 5.0	ND 5.0	ND 5.0
Methylcyclohexane	NR	ND 5.0	ND 5.0	ND 5.0	ND 5.0	ND 5.0	ND 5.0	ND 5.0	ND 5.0	ND 5.0	ND 5.0	ND 5.0
o-Xylene	10,000	ND 5.0	ND 5.0	ND 5.0	ND 5.0	ND 5.0	ND 5.0	ND 5.0	ND 5.0	ND 5.0	ND 5.0	ND 5.0
Tetrachloroethene	5	ND 5.0	ND 5.0	ND 5.0	ND 5.0	ND 5.0	ND 5.0	ND 5.0	ND 5.0	ND 5.0	ND 5.0	ND 5.0
Toluene	1,000	ND 5.0	ND 5.0	ND 5.0	ND 5.0	ND 5.0	ND 5.0	ND 5.0	ND 5.0	ND 5.0	ND 5.0	ND 5.0
Trans-1,2-Dichloroethene	NR	ND 5.0	ND 5.0	ND 5.0	ND 5.0	ND 5.0	ND 5.0	ND 5.0	ND 5.0	ND 5.0	ND 5.0	ND 5.0
Trichloroethene	5	ND 5.0	ND 5.0	ND 5.0	ND 5.0	ND 5.0	ND 5.0	ND 5.0	ND 5.0	ND 5.0	ND 5.0	ND 5.0
Vinyl chloride	2	ND 2.0	ND 2.0	ND 2.0	ND 2.0	ND 2.0	ND 2.0	ND 2.0	ND 2.0	ND 2.0	ND 2.0	ND 2.0

NOTES:

10 - concentration is above laboratory reporting limits.

50 - concentration is above Type 1/3 RRS.

Type 1/3 used for xylene isomers is taken from Total xylenes

Thomasville National Bank
301 North Broad Street, Thomasville,Thomas County, Georgia
HSI# 10902

Table 3TABLE 3
Summary of Groundwater Analytical Results

WELL				MW-2								
Sample Date		6/28/2017	12/6/2017	8/20/2009	9/1/2011	6/28/2012	6/6/2013	11/20/2013	6/25/2014	12/16/2014	6/28/2015	12/6/2015
Results reported in µg/L	TYPE 1/3 RRS											
TCL Volatile Organics												
Acetone	2,000	ND 50	ND 50	ND 50	ND 50	ND 50	ND 50	ND 50	ND 50	ND 50	ND 50	ND 50
Benzene	5	ND 5.0	ND 5.0	15	12	8.8	6.6	11	ND 5.0	ND 5.0	ND 5.0	ND 5.0
2-Butanone (MEK)	2,000	ND 50	ND 50	ND 50	ND 50	ND 50	ND 50	ND 50	ND 50	ND 50	ND 50	ND 50
Carbon Disulfide	5	ND 5.0	ND 5.0	ND 5.0	ND 5.0	ND 5.0	ND 5.0	ND 5.0	ND 5.0	ND 5.0	ND 5.0	ND 5.0
Chloroform	80	ND 5.0	ND 5.0	ND 5.0	ND 5.0	ND 5.0	ND 5.0	ND 5.0	ND 5.0	ND 5.0	ND 5.0	ND 5.0
cis-1,2-Dichloroethene	70	ND 5.0	ND 5.0	12	10	33	9.9	16	ND 5.0	ND 5.0	7.8	ND 5.0
Cyclohexane	5	ND 5.0	ND 5.0	130	190	6.3	67	89	ND 5.0	ND 5.0	ND 5.0	55
Ethylbenzene	1,000	23	ND 5.0	500	740	280	490	1,100	2,100	2,600	740	600
Isopropylbenzene	5	ND 5.0	ND 5.0	41	77	36	65	60	ND 5.0	ND 5.0	55	51
m,p-Xylene	10,000	88	ND 5.0	1,700	2,800	1,000	1,800	4,100	8,000	9,900	2,900	2,100
Methyl acetate	NR	ND 5.0	ND 5.0	ND 5.0	ND 5.0	ND 5.0	ND 5.0	ND 5.0	ND 5.0	ND 5.0	ND 5.0	ND 5.0
Methyl tert-butyl ether	NR	ND 5.0	ND 5.0	90	23	12	25	22	ND 5.0	ND 5.0	8.0	ND 5.0
Methylcyclohexane	NR	ND 5.0	ND 5.0	190	190	52	100	150	100	ND 5.0	100	130
o-Xylene	10,000	31	ND 5.0	730	1,100	440	680	1,900	3,700	4,400	1,200	870
Tetrachloroethene	5	ND 5.0	ND 5.0	19	18	680	14	13	ND 5.0	ND 5.0	11	9.1
Toluene	1,000	19	ND 5.0	1,600	1,400	620	1,000	2,600	2,400	4,000	1,200	760
Trans-1,2-Dichloroethene	NR	ND 5.0	ND 5.0	ND 5.0	ND 5.0	ND 5.0	ND 5.0	ND 5.0	ND 5.0	ND 5.0	ND 5.0	ND 5.0
Trichloroethene	5	ND 5.0	ND 5.0	12	10	150	5.2	10	ND 5.0	ND 5.0	6.9	ND 5.0
Vinyl chloride	2	ND 2.0	ND 2.0	ND 2.0	ND 2.0	ND 2.0	ND 2.0	ND 2.0	ND 2.0	ND 2.0	ND 2.0	ND 2.0

NOTES:

10 - concentration is above laboratory reporting limits.

50 - concentration is above Type 1/3 RRS.

Type 1/3 used for xylene isomers is taken from Total xylenes

Thomasville National Bank
301 North Broad Street, Thomasville,Thomas County, Georgia
HSI# 10902

TABLE 3
Summary of Groundwater Analytical Results

WELL												
Sample Date		6/8/2016	12/8/2016	6/28/2017	12/6/2017	6/6/2018	12/12/2018	8/20/2009	9/1/2011	6/27/2012	6/7/2013	11/21/2013
Results reported in µg/L	TYPE 1/3 RRS											
TCL Volatile Organics												
Acetone	2,000	ND 50	ND 50	ND 50	ND 50	ND 5.0	69	ND 50	ND 50	ND 50	ND 50	ND 50
Benzene	5	ND 5.0	ND 5.0	ND 5.0	ND 5.0	ND 5.0	ND 5.0	ND 5.0	13	ND 5.0	ND 5.0	ND 5.0
2-Butanone (MEK)	2,000	ND 50	ND 50	ND 50	ND 50	ND 50	ND 50	ND 50	ND 50	ND 50	ND 50	ND 50
Carbon Disulfide	5	ND 5.0	ND 5.0	ND 5.0	ND 5.0	ND 5.0	7.9	ND 5.0	ND 5.0	ND 5.0	ND 5.0	ND 5.0
Chloroform	80	ND 5.0	ND 5.0	ND 5.0	ND 5.0	ND 5.0	ND 5.0	ND 5.0	ND 5.0	ND 5.0	ND 5.0	ND 5.0
cis-1,2-Dichloroethene	70	6.0	ND 5.0	ND 5.0	ND 5.0	ND 5.0	20	15	140	26	ND 5.0	18
Cyclohexane	5	48	47	49	34	42	47	ND 5.0	13	ND 5.0	ND 5.0	ND 5.0
Ethylbenzene	1,000	500	660	450	370	420	2,200	ND 5.0	62	ND 5.0	ND 5.0	ND 5.0
Isopropylbenzene	5	36	30	38	21	32	86	ND 5.0	20	ND 5.0	ND 5.0	ND 5.0
m,p-Xylene	10,000	1,900	2,500	1,700	1,400	1,700	8,800	ND 5.0	ND 5.0	ND 5.0	ND 5.0	ND 5.0
Methyl acetate	NR	ND 5.0	ND 5.0	ND 5.0	ND 5.0	ND 5.0	63	ND 5.0	ND 5.0	ND 5.0	ND 5.0	ND 5.0
Methyl tert-butyl ether	NR	ND 5.0	ND 5.0	12	56	85	13	ND 5.0	ND 5.0	ND 5.0	ND 5.0	ND 5.0
Methylcyclohexane	NR	140	150	140	79	120	120	ND 5.0	16	7.2	ND 5.0	ND 5.0
o-Xylene	10,000	760	1,000	690	610	670	4,200	ND 5.0	ND 5.0	ND 5.0	ND 5.0	ND 5.0
Tetrachloroethene	5	9.4	10	9.8	6.8	7.6	17	60	10	7.6	76	310
Toluene	1,000	630	670	540	430	370	1,800	ND 5.0	ND 5.0	ND 5.0	ND 5.0	ND 5.0
Trans-1,2-Dichloroethene	NR	ND 5.0	ND 5.0	ND 5.0	ND 5.0	ND 5.0	ND 5.0	ND 5.0	ND 5.0	ND 5.0	ND 5.0	ND 5.0
Trichloroethene	5	ND 5.0	ND 5.0	ND 5.0	ND 5.0	ND 5.0	11	15	5	ND 5.0	ND 5.0	13
Vinyl chloride	2	ND 2.0	ND 2.0	ND 2.0	ND 2.0	ND 2.0	ND 2.0	ND 2.0	ND 2.0	ND 2.0	ND 2.0	ND 2.0

NOTES:

10 - concentration is above laboratory reporting limits.

50 - concentration is above Type 1/3 RRS.

Type 1/3 used for xylene isomers is taken from Total xylenes

Thomasville National Bank
301 North Broad Street, Thomasville,Thomas County, Georgia
HSI# 10902

TABLE 3
Summary of Groundwater Analytical Results

WELL		MW-3										
Sample Date		6/25/2014	12/16/2014	6/28/2015	12/5/2015	6/8/2016	12/9/2016	6/27/2017	12/6/2017	6/6/2018	12/12/2018	8/21/2009
Results reported in µg/L	TYPE 1/3 RRS											
TCL Volatile Organics												
Acetone	2,000	ND 50	ND 50	ND 50	ND 50	ND 50	ND 50	ND 50	ND 50	ND 50	ND 50	ND 50
Benzene	5	ND 5.0	ND 5.0	ND 5.0	ND 5.0	ND 5.0	ND 5.0	ND 5.0	ND 5.0	ND 50	ND 5.0	ND 5.0
2-Butanone (MEK)	2,000	ND 50	ND 50	ND 50	ND 50	ND 50	ND 50	ND 50	ND 50	ND 50	ND 5.0	ND 50
Carbon Disulfide	5	ND 5.0	ND 5.0	ND 5.0	ND 5.0	ND 5.0	ND 5.0	ND 5.0	ND 5.0	ND 5.0	ND 5.0	ND 5.0
Chloroform	80	ND 5.0	ND 5.0	ND 5.0	ND 5.0	ND 5.0	ND 5.0	ND 5.0	ND 5.0	ND 5.0	ND 5.0	ND 5.0
cis-1,2-Dichloroethene	70	33	49	14	190	81	88	69	19	9.4	19	ND 5.0
Cyclohexane	5	ND 5.0	ND 5.0	ND 5.0	ND 5.0	ND 5.0	ND 5.0	ND 5.0	ND 5.0	ND 5.0	ND 5.0	ND 5.0
Ethylbenzene	1,000	ND 5.0	ND 5.0	ND 5.0	ND 5.0	ND 5.0	ND 5.0	ND 5.0	ND 5.0	ND 5.0	ND 5.0	ND 5.0
Isopropylbenzene	5	ND 5.0	ND 5.0	ND 5.0	ND 5.0	ND 5.0	ND 5.0	ND 5.0	ND 5.0	ND 5.0	ND 5.0	ND 5.0
m,p-Xylene	10,000	ND 5.0	ND 5.0	ND 5.0	ND 5.0	ND 5.0	ND 5.0	ND 5.0	ND 5.0	ND 5.0	ND 5.0	ND 5.0
Methyl acetate	NR	ND 5.0	ND 5.0	ND 5.0	ND 5.0	ND 5.0	ND 5.0	ND 5.0	ND 5.0	ND 5.0	ND 5.0	ND 5.0
Methyl tert-butyl ether	NR	ND 5.0	ND 5.0	ND 5.0	ND 5.0	ND 5.0	ND 5.0	ND 5.0	ND 5.0	ND 5.0	ND 5.0	ND 5.0
Methylcyclohexane	NR	ND 5.0	ND 5.0	ND 5.0	ND 5.0	ND 5.0	6.5	ND 5.0	ND 5.0	ND 5.0	ND 5.0	ND 5.0
o-Xylene	10,000	ND 5.0	ND 5.0	ND 5.0	ND 5.0	ND 5.0	ND 5.0	ND 5.0	ND 5.0	ND 5.0	ND 5.0	ND 5.0
Tetrachloroethene	5	80	320	600	200	31	42	13	16	17	28	ND 5.0
Toluene	1,000	ND 5.0	ND 5.0	ND 5.0	ND 5.0	ND 5.0	ND 5.0	ND 5.0	ND 5.0	ND 5.0	ND 5.0	ND 5.0
Trans-1,2-Dichloroethene	NR	ND 5.0	ND 5.0	ND 5.0	ND 5.0	ND 5.0	ND 5.0	ND 5.0	ND 5.0	ND 5.0	ND 5.0	ND 5.0
Trichloroethene	5	5.3	20	23	52	11	57	14	5.1	ND 5.0	7.2	ND 5.0
Vinyl chloride	2	ND 2.0	ND 2.0	ND 2.0	ND 2.0	ND 2.0	ND 2.0	ND 2.0	ND 2.0	ND 2.0	ND 2.0	ND 2.0

NOTES:

10 - concentration is above laboratory reporting limits.

50 - concentration is above Type 1/3 RRS.

Type 1/3 used for xylene isomers is taken from Total xylenes

Thomasville National Bank
301 North Broad Street, Thomasville,Thomas County, Georgia
HSI# 10902

TABLE 3
Summary of Groundwater Analytical Results

WELL		MW-4										
Sample Date		9/1/2011	6/27/2012	6/25/2014	11/21/2013	6/25/2014	12/15/2014	6/28/2015	12/5/2015	6/8/2016	12/9/2016	6/28/2017
Results reported in µg/L	TYPE 1/3 RRS											
TCL Volatile Organics												
Acetone	2,000	ND 50	ND 50	ND 50	ND 50	ND 50	ND 50	ND 50	ND 50	ND 50	ND 50	ND 50
Benzene	5	ND 5.0	12	ND 5.0	ND 5.0	ND 5.0	ND 5.0	ND 5.0	ND 5.0	ND 5.0	ND 5.0	ND 5.0
2-Butanone (MEK)	2,000	ND 50	ND 50	ND 50	ND 50	ND 50	ND 50	ND 50	ND 50	ND 50	ND 50	ND 50
Carbon Disulfide	5	ND 5.0	ND 5.0	ND 5.0	ND 5.0	ND 5.0	ND 5.0	ND 5.0	ND 5.0	ND 5.0	ND 5.0	ND 5.0
Chloroform	80	ND 5.0	ND 5.0	ND 5.0	ND 5.0	ND 5.0	ND 5.0	ND 5.0	ND 5.0	ND 5.0	ND 5.0	ND 5.0
cis-1,2-Dichloroethene	70	ND 5.0	ND 5.0	ND 5.0	ND 5.0	ND 5.0	ND 5.0	ND 5.0	ND 5.0	ND 5.0	ND 5.0	ND 5.0
Cyclohexane	5	ND 5.0	ND 5.0	ND 5.0	ND 5.0	ND 5.0	ND 5.0	ND 5.0	ND 5.0	ND 5.0	ND 5.0	ND 5.0
Ethylbenzene	1,000	ND 5.0	13	ND 5.0	ND 5.0	ND 5.0	ND 5.0	ND 5.0	ND 5.0	ND 5.0	ND 5.0	ND 5.0
Isopropylbenzene	5	ND 5.0	ND 5.0	ND 5.0	ND 5.0	ND 5.0	ND 5.0	ND 5.0	ND 5.0	ND 5.0	ND 5.0	ND 5.0
m,p-Xylene	10,000	ND 5.0	ND 5.0	ND 5.0	ND 5.0	ND 5.0	ND 5.0	ND 5.0	ND 5.0	5.3	ND 5.0	ND 5.0
Methyl acetate	NR	ND 5.0	ND 5.0	ND 5.0	ND 5.0	ND 5.0	ND 5.0	ND 5.0	ND 5.0	ND 5.0	ND 5.0	ND 5.0
Methyl tert-butyl ether	NR	ND 5.0	ND 5.0	ND 5.0	ND 5.0	ND 5.0	ND 5.0	ND 5.0	ND 5.0	ND 5.0	ND 5.0	ND 5.0
Methylcyclohexane	NR	ND 5.0	ND 5.0	ND 5.0	ND 5.0	ND 5.0	ND 5.0	ND 5.0	ND 5.0	ND 5.0	ND 5.0	ND 5.0
o-Xylene	10,000	ND 5.0	ND 5.0	ND 5.0	ND 5.0	ND 5.0	ND 5.0	ND 5.0	ND 5.0	ND 5.0	ND 5.0	ND 5.0
Tetrachloroethene	5	ND 5.0	ND 5.0	ND 5.0	ND 5.0	ND 5.0	ND 5.0	ND 5.0	ND 5.0	ND 5.0	ND 5.0	ND 5.0
Toluene	1,000	ND 5.0	ND 5.0	ND 5.0	ND 5.0	ND 5.0	ND 5.0	ND 5.0	ND 5.0	ND 5.0	ND 5.0	ND 5.0
Trans-1,2-Dichloroethene	NR	ND 5.0	ND 5.0	ND 5.0	ND 5.0	ND 5.0	ND 5.0	ND 5.0	ND 5.0	ND 5.0	ND 5.0	ND 5.0
Trichloroethene	5	ND 5.0	ND 5.0	ND 5.0	ND 5.0	ND 5.0	ND 5.0	ND 5.0	ND 5.0	ND 5.0	ND 5.0	ND 5.0
Vinyl chloride	2	ND 2.0	ND 2.0	ND 2.0	ND 2.0	ND 2.0	ND 2.0	ND 2.0	ND 2.0	ND 2.0	ND 2.0	ND 2.0

NOTES:

10 - concentration is above laboratory reporting limits.

50 - concentration is above Type 1/3 RRS.

Type 1/3 used for xylene isomers is taken from Total xylenes

Thomasville National Bank
301 North Broad Street, Thomasville,Thomas County, Georgia
HSI# 10902

TABLE 3
Summary of Groundwater Analytical Results

WELL			MW-5									
Sample Date		12/6/2017	8/20/2009	9/1/2011	6/28/2012	6/7/2013	11/21/2013	6/25/2014	12/16/2014	6/28/2015	12/6/2015	6/8/2016
Results reported in µg/L	TYPE 1/3 RRS											
TCL Volatile Organics												
Acetone	2,000	ND 50	ND 50	ND 50	ND 50	ND 50	ND 50	ND 50	ND 50	ND 50	ND 50	ND 50
Benzene	5	ND 5.0	22	14	20	7.9	9.3	13	17	ND 5.0	12	15
2-Butanone (MEK)	2,000	ND 50	ND 50	ND 50	ND 50	ND 50	ND 50	ND 50	ND 50	ND 50	ND 50	ND 50
Carbon Disulfide	5	ND 5.0	ND 5.0	ND 5.0	ND 5.0	ND 5.0	ND 5.0	ND 5.0	ND 5.0	ND 5.0	ND 5.0	ND 5.0
Chloroform	80	ND 5.0	ND 5.0	ND 5.0	ND 5.0	ND 5.0	ND 5.0	ND 5.0	ND 5.0	ND 5.0	ND 5.0	ND 5.0
cis-1,2-Dichloroethene	70	ND 5.0	23	9.5	30	16	11	9.0	14	ND 5.0	15	19
Cyclohexane	5	ND 5.0	73	ND 5.0	ND 5.0	ND 5.0	5.2	5.8	14	ND 5.0	27	15
Ethylbenzene	1,000	ND 5.0	ND 5.0	ND 5.0	ND 5.0	ND 5.0	ND 5.0	ND 5.0	ND 5.0	7.6	ND 5.0	ND 5.0
Isopropylbenzene	5	ND 5.0	9.6	ND 5.0	ND 5.0	ND 5.0	ND 5.0	ND 5.0	ND 5.0	ND 5.0	ND 5.0	ND 5.0
m,p-Xylene	10,000	ND 5.0	ND 5.0	ND 5.0	ND 5.0	ND 5.0	ND 5.0	ND 5.0	ND 5.0	28	ND 5.0	ND 5.0
Methyl acetate	NR	ND 5.0	ND 5.0	ND 5.0	ND 5.0	ND 5.0	ND 5.0	ND 5.0	ND 5.0	ND 5.0	ND 5.0	ND 5.0
Methyl tert-butyl ether	NR	ND 5.0	ND 5.0	ND 5.0	ND 5.0	ND 5.0	ND 5.0	ND 5.0	ND 5.0	ND 5.0	ND 5.0	ND 5.0
Methylcyclohexane	NR	ND 5.0	110	9.1	ND 5.0	ND 5.0	5.4	5.2	13	ND 5.0	11	9.3
o-Xylene	10,000	ND 5.0	ND 5.0	ND 5.0	ND 5.0	ND 5.0	ND 5.0	ND 5.0	ND 5.0	11	ND 5.0	ND 5.0
Tetrachloroethene	5	ND 5.0	480	170	34	990	5,200	1,100	560	980	180	1,100
Toluene	1,000	ND 5.0	ND 5.0	ND 5.0	ND 5.0	ND 5.0	ND 5.0	ND 5.0	ND 5.0	7.0	ND 5.0	ND 5.0
Trans-1,2-Dichloroethene	NR	ND 5.0	ND 5.0	ND 5.0	ND 5.0	ND 5.0	ND 5.0	ND 5.0	ND 5.0	ND 5.0	ND 5.0	ND 5.0
Trichloroethene	5	ND 5.0	30	6.8	11	53	36	25	28	21	67	110
Vinyl chloride	2	ND 2.0	ND 2.0	ND 2.0	ND 2.0	ND 2.0	ND 2.0	ND 2.0	ND 2.0	ND 2.0	ND 2.0	ND 2.0

NOTES:

10 - concentration is above laboratory reporting limits.

50 - concentration is above Type 1/3 RRS.

Type 1/3 used for xylene isomers is taken from Total xylenes

Thomasville National Bank
301 North Broad Street, Thomasville,Thomas County, Georgia
HSI# 10902

TABLE 3
Summary of Groundwater Analytical Results

WELL												
Sample Date		8/20/2016	12/7/2016	6/29/2017	12/5/2017	6/5/2018	12/11/2018	6/27/2012	6/7/2013	11/21/2013	6/25/2014	12/15/2014
Results reported in µg/L	TYPE 1/3 RRS											
TCL Volatile Organics												
Acetone	2,000	ND 50	ND 50	ND 50	ND 50	ND 50	ND 5.0	ND 50	ND 50	ND 50	ND 50	ND 50
Benzene	5	11	29	27	15	5.6	7.3	33	15	ND 5.0	ND 5.0	ND 5.0
2-Butanone (MEK)	2,000	ND 50	ND 50	ND 50	ND 50	ND 50	ND 50	ND 50	ND 50	ND 50	ND 50	ND 50
Carbon Disulfide	5	ND 5.0	ND 5.0	ND 5.0	ND 5.0	ND 5.0	ND 5.0	ND 5.0	ND 5.0	ND 5.0	ND 5.0	ND 5.0
Chloroform	80	ND 5.0	ND 5.0	ND 5.0	ND 5.0	ND 5.0	ND 5.0	ND 5.0	ND 5.0	ND 5.0	ND 5.0	ND 5.0
cis-1,2-Dichloroethene	70	14	29	37	25	37	58	44	56	33	ND 5.0	ND 5.0
Cyclohexane	5	ND 5.0	13	10	12	ND 5.0	12	ND 5.0	6.9	6.3	ND 5.0	ND 5.0
Ethylbenzene	1,000	ND 5.0	ND 5.0	ND 5.0	ND 5.0	ND 5.0	5.7	ND 5.0	ND 5.0	ND 5.0	ND 5.0	ND 5.0
Isopropylbenzene	5	ND 5.0	ND 5.0	ND 5.0	ND 5.0	ND 5.0	ND 50	ND 5.0	ND 5.0	ND 5.0	ND 5.0	ND 5.0
m,p-Xylene	10,000	ND 5.0	ND 5.0	ND 5.0	ND 5.0	ND 5.0	14	ND 5.0	ND 5.0	ND 5.0	ND 5.0	ND 5.0
Methyl acetate	NR	ND 5.0	ND 5.0	ND 5.0	ND 5.0	ND 5.0	ND 5.0	ND 5.0	ND 5.0	ND 5.0	ND 5.0	ND 5.0
Methyl tert-butyl ether	NR	ND 5.0	ND 5.0	ND 5.0	ND 5.0	ND 5.0	ND 5.0	ND 5.0	ND 5.0	ND 5.0	ND 5.0	ND 5.0
Methylcyclohexane	NR	ND 5.0	6.4	6	8.6	ND 5.0	7.4	6.3	ND 5.0	ND 5.0	ND 5.0	ND 5.0
o-Xylene	10,000	ND 5.0	ND 5.0	ND 5.0	ND 5.0	ND 5.0	ND 5.0	ND 5.0	ND 5.0	ND 5.0	ND 5.0	ND 5.0
Tetrachloroethene	5	1,500	240	100	1,400	890	1,300	340	660	680	450	72
Toluene	1,000	ND 5.0	ND 5.0	ND 5.0	ND 5.0	ND 5.0	ND 5.0	ND 5.0	ND 5.0	ND 5.0	ND 5.0	ND 5.0
Trans-1,2-Dichloroethene	NR	ND 5.0	ND 5.0	ND 5.0	ND 5.0	ND 5.0	ND 5.0	ND 5.0	ND 5.0	ND 5.0	ND 5.0	ND 5.0
Trichloroethene	5	120	46	52	74	170	370	67	100	150	89	16
Vinyl chloride	2	ND 2.0	ND 2.0	ND 2.0	ND 2.0	ND 2.0	ND 2.0	ND 2.0	ND 2.0	ND 2.0	ND 2.0	ND 2.0

NOTES:

10 - concentration is above laboratory reporting limits.

50 - concentration is above Type 1/3 RRS.

Type 1/3 used for xylene isomers is taken from Total xylenes

Thomasville National Bank
301 North Broad Street, Thomasville,Thomas County, Georgia
HSI# 10902

TABLE 3
Summary of Groundwater Analytical Results

WELL		MW-6										
Sample Date		6/28/2015	12/5/2015	6/8/2016	12/9/2016	6/27/2017	12/6/2017	6/6/2018	12/12/2018	6/29/2012	6/7/2013	11/21/2013
Results reported in µg/L	TYPE 1/3 RRS											
TCL Volatile Organics												
Acetone	2,000	ND 50	ND 50	ND 50	ND 50	ND 50	ND 50	ND 50	ND 50	ND 50	ND 50	ND 50
Benzene	5	ND 5.0	ND 5.0	ND 5.0	ND 5.0	7.6	6.8	ND 5.0	ND 5.0	ND 5.0	ND 5.0	ND 5.0
2-Butanone (MEK)	2,000	ND 50	ND 50	ND 50	ND 50	ND 50	ND 50	ND 50	ND 50	ND 50	ND 50	ND 50
Carbon Disulfide	5	ND 5.0	ND 5.0	ND 5.0	ND 5.0	ND 5.0	ND 5.0	ND 5.0	ND 5.0	ND 5.0	ND 5.0	ND 5.0
Chloroform	80	ND 5.0	ND 5.0	ND 5.0	ND 5.0	ND 5.0	ND 5.0	ND 5.0	ND 5.0	ND 5.0	ND 5.0	ND 5.0
cis-1,2-Dichloroethene	70	ND 5.0	ND 5.0	ND 5.0	9.7	19	39	57	39	ND 5.0	ND 5.0	ND 5.0
Cyclohexane	5	ND 5.0	ND 5.0	ND 5.0	ND 5.0	ND 5.0	5.6	ND 5.0	11	ND 5.0	ND 5.0	ND 5.0
Ethylbenzene	1,000	ND 5.0	ND 5.0	ND 5.0	ND 5.0	ND 5.0	ND 5.0	6.7	ND 5.0	ND 5.0	ND 5.0	ND 5.0
Isopropylbenzene	5	ND 5.0	ND 5.0	ND 5.0	ND 5.0	ND 5.0	ND 5.0	ND 5.0	ND 5.0	ND 5.0	ND 5.0	ND 5.0
m,p-Xylene	10,000	ND 5.0	ND 5.0	ND 5.0	ND 5.0	ND 5.0	ND 5.0	25	ND 5.0	ND 5.0	ND 5.0	ND 5.0
Methyl acetate	NR	ND 5.0	ND 5.0	ND 5.0	ND 5.0	ND 5.0	ND 5.0	ND 5.0	ND 5.0	ND 5.0	ND 5.0	ND 5.0
Methyl tert-butyl ether	NR	ND 5.0	ND 5.0	ND 5.0	ND 5.0	ND 5.0	ND 5.0	ND 5.0	ND 5.0	ND 5.0	ND 5.0	ND 5.0
Methylcyclohexane	NR	ND 5.0	ND 5.0	ND 5.0	ND 5.0	ND 5.0	ND 5.0	ND 5.0	6.3	ND 5.0	ND 5.0	ND 5.0
o-Xylene	10,000	ND 5.0	ND 5.0	ND 5.0	ND 5.0	ND 5.0	ND 5.0	8.8	ND 5.0	ND 5.0	ND 5.0	ND 5.0
Tetrachloroethene	5	49	240	500	390	490	600	1,100	820	150	280	180
Toluene	1,000	ND 5.0	ND 5.0	ND 5.0	ND 5.0	ND 5.0	ND 5.0	7.7	ND 5.0	ND 5.0	ND 5.0	ND 5.0
Trans-1,2-Dichloroethene	NR	ND 5.0	ND 5.0	ND 5.0	ND 5.0	ND 5.0	ND 5.0	ND 5.0	ND 5.0	ND 5.0	ND 5.0	ND 5.0
Trichloroethene	5	9.8	77	92	120	190	400	770	400	22	47	21
Vinyl chloride	2	ND 2.0	ND 2.0	ND 2.0	ND 2.0	ND 2.0	ND 2.0	ND 2.0	ND 2.0	ND 2.0	ND 2.0	ND 2.0

NOTES:

10 - concentration is above laboratory reporting limits.

50 - concentration is above Type 1/3 RRS.

Type 1/3 used for xylene isomers is taken from Total xylenes

Thomasville National Bank
301 North Broad Street, Thomasville,Thomas County, Georgia
HSI# 10902

TABLE 3
Summary of Groundwater Analytical Results

WELL		MW-7										
Sample Date		6/25/2014	12/16/2014	6/29/2015	12/6/2015	6/8/2016	12/9/2016	6/29/2017	12/7/2017	6/6/2018	12/13/2018	6/29/2012
Results reported in µg/L	TYPE 1/3 RRS											
TCL Volatile Organics												
Acetone	2,000	ND 50	ND 50	ND 50	ND 50	ND 50	ND 50	ND 50	ND 50	ND 50	ND 50	ND 50
Benzene	5	ND 5.0	ND 5.0	ND 5.0	ND 5.0	ND 5.0	ND 5.0	ND 5.0	ND 5.0	ND 5.0	ND 5.0	ND 5.0
2-Butanone (MEK)	2,000	ND 50	ND 50	ND 50	ND 50	ND 50	ND 50	ND 50	ND 50	ND 50	ND 5.0	ND 50
Carbon Disulfide	5	ND 5.0	ND 5.0	ND 5.0	ND 5.0	ND 5.0	ND 5.0	ND 5.0	ND 5.0	ND 5.0	ND 5.0	ND 5.0
Chloroform	80	ND 5.0	ND 5.0	ND 5.0	ND 5.0	ND 5.0	ND 5.0	ND 5.0	ND 5.0	ND 5.0	ND 5.0	ND 5.0
cis-1,2-Dichloroethene	70	ND 5.0	ND 5.0	ND 5.0	ND 5.0	5.9	ND 5.0	ND 5.0	ND 5.0	ND 5.0	ND 5.0	ND 5.0
Cyclohexane	5	ND 5.0	ND 5.0	ND 5.0	ND 5.0	ND 5.0	ND 5.0	ND 5.0	ND 5.0	ND 5.0	ND 5.0	ND 5.0
Ethylbenzene	1,000	ND 5.0	ND 5.0	ND 5.0	ND 5.0	ND 5.0	ND 5.0	ND 5.0	ND 5.0	ND 5.0	ND 5.0	ND 5.0
Isopropylbenzene	5	ND 5.0	ND 5.0	ND 5.0	ND 5.0	ND 5.0	ND 5.0	ND 5.0	ND 5.0	ND 5.0	ND 5.0	ND 5.0
m,p-Xylene	10,000	ND 5.0	ND 5.0	ND 5.0	ND 5.0	ND 5.0	ND 5.0	ND 5.0	ND 5.0	ND 5.0	ND 5.0	ND 5.0
Methyl acetate	NR	ND 5.0	ND 5.0	ND 5.0	ND 5.0	ND 5.0	ND 5.0	ND 5.0	ND 5.0	ND 5.0	ND 5.0	ND 5.0
Methyl tert-butyl ether	NR	ND 5.0	ND 5.0	ND 5.0	ND 5.0	ND 5.0	ND 5.0	ND 5.0	ND 5.0	ND 5.0	ND 5.0	ND 5.0
Methylcyclohexane	NR	ND 5.0	ND 5.0	ND 5.0	ND 5.0	ND 5.0	ND 5.0	ND 5.0	ND 5.0	ND 5.0	ND 5.0	ND 5.0
o-Xylene	10,000	ND 5.0	ND 5.0	ND 5.0	ND 5.0	ND 5.0	ND 5.0	ND 5.0	ND 5.0	ND 5.0	ND 5.0	ND 5.0
Tetrachloroethene	5	99	170	83	28	140	140	430	330	420	760	ND 5.0
Toluene	1,000	ND 5.0	ND 5.0	ND 5.0	ND 5.0	ND 5.0	ND 5.0	ND 5.0	ND 5.0	ND 5.0	ND 5.0	ND 5.0
Trans-1,2-Dichloroethene	NR	ND 5.0	ND 5.0	ND 5.0	ND 5.0	ND 5.0	ND 5.0	ND 5.0	ND 5.0	ND 5.0	ND 5.0	ND 5.0
Trichloroethene	5	6.8	21	16	ND 5.0	17	16	51	60	94	60	ND 5.0
Vinyl chloride	2	ND 2.0	ND 2.0	ND 2.0	ND 2.0	ND 2.0	ND 2.0	ND 2.0	ND 2.0	ND 2.0	ND 2.0	ND 2.0

NOTES:

10 - concentration is above laboratory reporting limits.

50 - concentration is above Type 1/3 RRS.

Type 1/3 used for xylene isomers is taken from Total xylenes

Thomasville National Bank
301 North Broad Street, Thomasville,Thomas County, Georgia
HSI# 10902

TABLE 3
Summary of Groundwater Analytical Results

WELL		MW-8										
Sample Date		6/6/2013	11/21/2013	6/25/2014	12/15/2014	6/28/2015	12/5/2015	6/8/2016	12/9/2016	6/28/2017	12/6/2017	11/20/2013
Results reported in µg/L	TYPE 1/3 RRS											
TCL Volatile Organics												
Acetone	2,000	ND 50	ND 50	ND 50	ND 50	ND 50	ND 50	ND 50	ND 50	ND 50	ND 50	ND 50
Benzene	5	ND 5.0	ND 5.0	ND 5.0	ND 5.0	ND 5.0	ND 5.0	ND 5.0	ND 5.0	ND 5.0	ND 5.0	ND 5.0
2-Butanone (MEK)	2,000	ND 50	ND 50	ND 50	ND 50	ND 50	ND 50	ND 50	ND 50	ND 50	ND 50	ND 50
Carbon Disulfide	5	ND 5.0	ND 5.0	ND 5.0	ND 5.0	ND 5.0	ND 5.0	ND 5.0	ND 5.0	ND 5.0	ND 5.0	ND 5.0
Chloroform	80	ND 5.0	ND 5.0	ND 5.0	ND 5.0	ND 5.0	ND 5.0	ND 5.0	ND 5.0	ND 5.0	ND 5.0	ND 5.0
cis-1,2-Dichloroethene	70	ND 5.0	ND 5.0	ND 5.0	ND 5.0	ND 5.0	ND 5.0	ND 5.0	ND 5.0	ND 5.0	ND 5.0	ND 5.0
Cyclohexane	5	ND 5.0	ND 5.0	ND 5.0	ND 5.0	ND 5.0	ND 5.0	ND 5.0	ND 5.0	ND 5.0	ND 5.0	ND 5.0
Ethylbenzene	1,000	ND 5.0	ND 5.0	ND 5.0	ND 5.0	ND 5.0	ND 5.0	ND 5.0	ND 5.0	ND 5.0	ND 5.0	ND 5.0
Isopropylbenzene	5	ND 5.0	ND 5.0	ND 5.0	ND 5.0	ND 5.0	ND 5.0	ND 5.0	ND 5.0	ND 5.0	ND 5.0	ND 5.0
m,p-Xylene	10,000	ND 5.0	ND 5.0	ND 5.0	ND 5.0	ND 5.0	ND 5.0	ND 5.0	ND 5.0	ND 5.0	ND 5.0	ND 5.0
Methyl acetate	NR	ND 5.0	ND 5.0	ND 5.0	ND 5.0	ND 5.0	ND 5.0	ND 5.0	ND 5.0	ND 5.0	ND 5.0	ND 5.0
Methyl tert-butyl ether	NR	ND 5.0	ND 5.0	ND 5.0	ND 5.0	ND 5.0	ND 5.0	ND 5.0	ND 5.0	ND 5.0	ND 5.0	ND 5.0
Methylcyclohexane	NR	ND 5.0	ND 5.0	ND 5.0	ND 5.0	ND 5.0	ND 5.0	ND 5.0	ND 5.0	ND 5.0	ND 5.0	ND 5.0
o-Xylene	10,000	ND 5.0	ND 5.0	ND 5.0	ND 5.0	ND 5.0	ND 5.0	ND 5.0	ND 5.0	ND 5.0	ND 5.0	ND 5.0
Tetrachloroethene	5	ND 5.0	ND 5.0	ND 5.0	ND 5.0	ND 5.0	ND 5.0	ND 5.0	ND 5.0	ND 5.0	ND 5.0	ND 5.0
Toluene	1,000	ND 5.0	ND 5.0	ND 5.0	ND 5.0	ND 5.0	ND 5.0	ND 5.0	ND 5.0	ND 5.0	ND 5.0	ND 5.0
Trans-1,2-Dichloroethene	NR	ND 5.0	ND 5.0	ND 5.0	ND 5.0	ND 5.0	ND 5.0	ND 5.0	ND 5.0	ND 5.0	ND 5.0	ND 5.0
Trichloroethene	5	ND 5.0	ND 5.0	5.3	ND 5.0	ND 5.0	ND 5.0	ND 5.0	ND 5.0	ND 5.0	ND 5.0	ND 5.0
Vinyl chloride	2	ND 2.0	ND 2.0	ND 2.0	ND 2.0	ND 2.0	ND 2.0	ND 2.0	ND 2.0	ND 2.0	ND 2.0	ND 2.0

NOTES:

10 - concentration is above laboratory reporting limits.

50 - concentration is above Type 1/3 RRS.

Type 1/3 used for xylene isomers is taken from Total xylenes

Thomasville National Bank
301 North Broad Street, Thomasville,Thomas County, Georgia
HSI# 10902

TABLE 3
Summary of Groundwater Analytical Results

WELL		MW-9										
Sample Date		6/25/2014	12/16/2014	6/29/2015	12/6/2015	6/9/2016	12/9/2016	6/28/2017	12/6/2017	11/20/2013	6/25/2014	12/16/2014
Results reported in µg/L	TYPE 1/3 RRS											
TCL Volatile Organics												
Acetone	2,000	ND 50	ND 50	ND 50	ND 50	ND 50	ND 50	ND 50	ND 50	ND 50	ND 50	ND 50
Benzene	5	ND 5.0	ND 5.0	ND 5.0	ND 5.0	ND 5.0	ND 5.0	ND 5.0	ND 5.0	15	ND 5.0	ND 5.0
2-Butanone (MEK)	2,000	ND 50	ND 50	ND 50	ND 50	ND 50	ND 50	ND 50	ND 50	ND 50	ND 50	ND 50
Carbon Disulfide	5	ND 5.0	ND 5.0	ND 5.0	ND 5.0	ND 5.0	ND 5.0	ND 5.0	ND 5.0	ND 5.0	ND 5.0	ND 5.0
Chloroform	80	ND 5.0	ND 5.0	ND 5.0	ND 5.0	ND 5.0	ND 5.0	ND 5.0	ND 5.0	ND 5.0	ND 5.0	ND 5.0
cis-1,2-Dichloroethene	70	ND 5.0	ND 5.0	ND 5.0	ND 5.0	ND 5.0	ND 5.0	ND 5.0	ND 5.0	ND 5.0	ND 5.0	ND 5.0
Cyclohexane	5	ND 5.0	ND 5.0	ND 5.0	ND 5.0	ND 5.0	ND 5.0	ND 5.0	ND 5.0	ND 5.0	ND 5.0	ND 5.0
Ethylbenzene	1,000	ND 5.0	ND 5.0	ND 5.0	ND 5.0	ND 5.0	ND 5.0	ND 5.0	ND 5.0	13	ND 5.0	ND 5.0
Isopropylbenzene	5	ND 5.0	ND 5.0	ND 5.0	ND 5.0	ND 5.0	ND 5.0	ND 5.0	ND 5.0	ND 5.0	ND 5.0	ND 5.0
m,p-Xylene	10,000	ND 5.0	ND 5.0	ND 5.0	ND 5.0	ND 5.0	ND 5.0	ND 5.0	ND 5.0	ND 5.0	ND 5.0	ND 5.0
Methyl acetate	NR	ND 5.0	ND 5.0	ND 5.0	ND 5.0	ND 5.0	ND 5.0	ND 5.0	ND 5.0	ND 5.0	ND 5.0	ND 5.0
Methyl tert-butyl ether	NR	ND 5.0	ND 5.0	ND 5.0	ND 5.0	ND 5.0	ND 5.0	ND 5.0	ND 5.0	ND 5.0	ND 5.0	ND 5.0
Methylcyclohexane	NR	ND 5.0	ND 5.0	ND 5.0	ND 5.0	ND 5.0	ND 5.0	ND 5.0	ND 5.0	ND 5.0	ND 5.0	ND 5.0
o-Xylene	10,000	ND 5.0	ND 5.0	ND 5.0	ND 5.0	ND 5.0	ND 5.0	ND 5.0	ND 5.0	ND 5.0	ND 5.0	ND 5.0
Tetrachloroethene	5	ND 5.0	ND 5.0	ND 5.0	ND 5.0	ND 5.0	ND 5.0	ND 5.0	ND 5.0	ND 5.0	ND 5.0	ND 5.0
Toluene	1,000	ND 5.0	ND 5.0	ND 5.0	ND 5.0	ND 5.0	ND 5.0	ND 5.0	ND 5.0	ND 5.0	ND 5.0	ND 5.0
Trans-1,2-Dichloroethene	NR	ND 5.0	ND 5.0	ND 5.0	ND 5.0	ND 5.0	ND 5.0	ND 5.0	ND 5.0	ND 5.0	ND 5.0	ND 5.0
Trichloroethene	5	ND 5.0	ND 5.0	ND 5.0	ND 5.0	ND 5.0	ND 5.0	ND 5.0	ND 5.0	ND 5.0	ND 5.0	ND 5.0
Vinyl chloride	2	ND 2.0	ND 2.0	ND 2.0	ND 2.0	ND 2.0	ND 2.0	ND 2.0	ND 2.0	ND 2.0	ND 2.0	ND 2.0

NOTES:

10 - concentration is above laboratory reporting limits.

50 - concentration is above Type 1/3 RRS.

Type 1/3 used for xylene isomers is taken from Total xylenes

Thomasville National Bank
301 North Broad Street, Thomasville,Thomas County, Georgia
HSI# 10902

TABLE 3
Summary of Groundwater Analytical Results

WELL		MW-10										
Sample Date		6/28/2015	6/29/2015	12/6/2015	6/8/2016	12/9/2016	06/28/17	12/7/2017	11/20/13	6/25/2014	12/15/14	6/28/15
Results reported in µg/L	TYPE 1/3 RRS											
TCL Volatile Organics												
Acetone	2,000	ND 50	ND 50	ND 50	ND 50	ND 50	ND 50	ND 50	ND 50	ND 50	ND 50	ND 50
Benzene	5	ND 5.0	ND 5.0	ND 5.0	ND 5.0	ND 5.0	ND 5.0	ND 5.0	ND 5.0	ND 5.0	ND 5.0	ND 5.0
2-Butanone (MEK)	2,000	ND 50	ND 50	ND 50	ND 50	ND 50	ND 50	ND 50	ND 50	ND 50	ND 50	ND 50
Carbon Disulfide	5	ND 5.0	ND 5.0	ND 5.0	ND 5.0	ND 5.0	ND 5.0	ND 5.0	ND 5.0	ND 5.0	ND 5.0	ND 5.0
Chloroform	80	ND 5.0	ND 5.0	ND 5.0	ND 5.0	ND 5.0	ND 5.0	ND 5.0	ND 5.0	ND 5.0	ND 5.0	ND 5.0
cis-1,2-Dichloroethene	70	ND 5.0	ND 5.0	ND 5.0	ND 5.0	ND 5.0	ND 5.0	ND 5.0	ND 5.0	ND 5.0	ND 5.0	ND 5.0
Cyclohexane	5	ND 5.0	ND 5.0	ND 5.0	ND 5.0	ND 5.0	ND 5.0	ND 5.0	ND 5.0	ND 5.0	ND 5.0	ND 5.0
Ethylbenzene	1,000	ND 5.0	ND 5.0	ND 5.0	ND 5.0	ND 5.0	ND 5.0	ND 5.0	ND 5.0	ND 5.0	ND 5.0	ND 5.0
Isopropylbenzene	5	ND 5.0	ND 5.0	ND 5.0	ND 5.0	ND 5.0	ND 5.0	ND 5.0	ND 5.0	ND 5.0	ND 5.0	ND 5.0
m,p-Xylene	10,000	ND 5.0	ND 5.0	ND 5.0	ND 5.0	ND 5.0	ND 5.0	ND 5.0	ND 5.0	ND 5.0	ND 5.0	ND 5.0
Methyl acetate	NR	ND 5.0	ND 5.0	ND 5.0	ND 5.0	ND 5.0	ND 5.0	ND 5.0	ND 5.0	ND 5.0	ND 5.0	ND 5.0
Methyl tert-butyl ether	NR	ND 5.0	ND 5.0	ND 5.0	ND 5.0	ND 5.0	ND 5.0	ND 5.0	ND 5.0	ND 5.0	ND 5.0	ND 5.0
Methylcyclohexane	NR	ND 5.0	ND 5.0	ND 5.0	ND 5.0	ND 5.0	ND 5.0	ND 5.0	ND 5.0	ND 5.0	ND 5.0	ND 5.0
o-Xylene	10,000	ND 5.0	ND 5.0	ND 5.0	ND 5.0	ND 5.0	ND 5.0	ND 5.0	ND 5.0	ND 5.0	ND 5.0	ND 5.0
Tetrachloroethene	5	ND 5.0	ND 5.0	ND 5.0	ND 5.0	ND 5.0	ND 5.0	ND 5.0	ND 5.0	ND 5.0	ND 5.0	ND 5.0
Toluene	1,000	ND 5.0	ND 5.0	ND 5.0	ND 5.0	ND 5.0	ND 5.0	ND 5.0	ND 5.0	ND 5.0	ND 5.0	ND 5.0
Trans-1,2-Dichloroethene	NR	ND 5.0	ND 5.0	ND 5.0	ND 5.0	ND 5.0	ND 5.0	ND 5.0	ND 5.0	ND 5.0	ND 5.0	ND 5.0
Trichloroethene	5	ND 5.0	ND 5.0	ND 5.0	ND 5.0	ND 5.0	ND 5.0	ND 5.0	ND 5.0	ND 5.0	ND 5.0	ND 5.0
Vinyl chloride	2	ND 2.0	ND 2.0	ND 2.0	ND 2.0	ND 2.0	ND 2.0	ND 2.0	ND 2.0	ND 2.0	ND 2.0	ND 2.0

NOTES:

10 - concentration is above laboratory reporting limits.

50 - concentration is above Type 1/3 RRS.

Type 1/3 used for xylene isomers is taken from Total xylenes

Thomasville National Bank
301 North Broad Street, Thomasville,Thomas County, Georgia
HSI# 10902

TABLE 3
Summary of Groundwater Analytical Results

WELL		MW-11					MW-12							
Sample Date		12/5/15	6/8/16	12/9/16	6/29/17	12/6/17	11/22/13	6/25/14	12/16/14	6/29/15	12/5/15	6/8/16	12/9/16	6/29/17
Results reported in µg/L	TYPE 1/3 RRS													
TCL Volatile Organics														
Acetone	2,000	ND 50	ND 50	ND 50	ND 50	ND 50	ND 50	ND 50	ND 50	ND 50	ND 50	ND 50	ND 50	ND 50
Benzene	5	ND 5.0	ND 5.0	ND 5.0	ND 5.0	ND 5.0	ND 5.0	ND 5.0	ND 5.0	ND 5.0	ND 5.0	ND 5.0	ND 5.0	ND 5.0
2-Butanone (MEK)	2,000	ND 50	ND 50	ND 50	ND 50	ND 50	ND 50	ND 50	ND 50	ND 50	ND 50	ND 50	ND 50	ND 50
Carbon Disulfide	5	ND 5.0	ND 5.0	ND 5.0	ND 5.0	ND 5.0	ND 5.0	ND 5.0	ND 5.0	ND 5.0	ND 5.0	ND 5.0	ND 5.0	ND 5.0
Chloroform	80	ND 5.0	ND 5.0	ND 5.0	ND 5.0	ND 5.0	ND 5.0	ND 5.0	ND 5.0	ND 5.0	ND 5.0	ND 5.0	ND 5.0	ND 5.0
cis-1,2-Dichloroethene	70	ND 5.0	ND 5.0	ND 5.0	ND 5.0	ND 5.0	ND 5.0	ND 5.0	5.2	ND 5.0	ND 5.0	ND 5.0	ND 5.0	ND 5.0
Cyclohexane	5	ND 5.0	ND 5.0	ND 5.0	ND 5.0	ND 5.0	ND 5.0	ND 5.0	ND 5.0	ND 5.0	ND 5.0	ND 5.0	ND 5.0	ND 5.0
Ethylbenzene	1,000	ND 5.0	ND 5.0	ND 5.0	ND 5.0	ND 5.0	ND 5.0	ND 5.0	ND 5.0	ND 5.0	ND 5.0	ND 5.0	ND 5.0	ND 5.0
Isopropylbenzene	5	ND 5.0	ND 5.0	ND 5.0	ND 5.0	ND 5.0	ND 5.0	ND 5.0	ND 5.0	ND 5.0	ND 5.0	ND 5.0	ND 5.0	ND 5.0
m,p-Xylene	10,000	ND 5.0	ND 5.0	ND 5.0	ND 5.0	ND 5.0	ND 5.0	ND 5.0	ND 5.0	ND 5.0	ND 5.0	ND 5.0	ND 5.0	ND 5.0
Methyl acetate	NR	ND 5.0	ND 5.0	ND 5.0	ND 5.0	ND 5.0	ND 5.0	ND 5.0	ND 5.0	ND 5.0	ND 5.0	ND 5.0	ND 5.0	ND 5.0
Methyl tert-butyl ether	NR	ND 5.0	ND 5.0	ND 5.0	ND 5.0	ND 5.0	ND 5.0	ND 5.0	ND 5.0	ND 5.0	ND 5.0	ND 5.0	ND 5.0	ND 5.0
Methylcyclohexane	NR	ND 5.0	ND 5.0	ND 5.0	ND 5.0	ND 5.0	ND 5.0	ND 5.0	ND 5.0	ND 5.0	ND 5.0	ND 5.0	ND 5.0	ND 5.0
o-Xylene	10,000	ND 5.0	ND 5.0	ND 5.0	ND 5.0	ND 5.0	ND 5.0	ND 5.0	ND 5.0	ND 5.0	ND 5.0	ND 5.0	ND 5.0	ND 5.0
Tetrachloroethene	5	ND 5.0	ND 5.0	ND 5.0	ND 5.0	ND 5.0	40	22	11	6.5	13	19	16	5.6
Toluene	1,000	ND 5.0	ND 5.0	ND 5.0	ND 5.0	ND 5.0	ND 5.0	ND 5.0	ND 5.0	ND 5.0	ND 5.0	ND 5.0	ND 5.0	ND 5.0
Trans-1,2-Dichloroethene	NR	ND 5.0	ND 5.0	ND 5.0	ND 5.0	ND 5.0	ND 5.0	ND 5.0	ND 5.0	ND 5.0	ND 5.0	ND 5.0	ND 5.0	ND 5.0
Trichloroethene	5	ND 5.0	ND 5.0	ND 5.0	ND 5.0	ND 5.0	ND 5.0	ND 5.0	ND 5.0	ND 5.0	ND 5.0	ND 5.0	ND 5.0	ND 5.0
Vinyl chloride	2	ND 2.0	ND 2.0	ND 2.0	ND 2.0	ND 2.0	ND 2.0	ND 2.0	ND 2.0	ND 2.0	ND 2.0	ND 2.0	ND 2.0	ND 2.0

NOTES:

10 - concentration is above laboratory reporting limits.

50 - concentration is above Type 1/3 RRS.

Type 1/3 used for xylene isomers is taken from Total xylenes

Thomasville National Bank
301 North Broad Street, Thomasville,Thomas County, Georgia
HSI# 10902

TABLE 3
Summary of Groundwater Analytical Results

WELL					MW-13									
Sample Date		12/7/17	6/6/18	12/13/18	11/22/13	6/24/14	12/15/14	6/28/15	12/5/15	6/7/16	12/8/16	6/27/17	12/6/17	1/27/15
Results reported in µg/L TCL Volatile Organics	TYPE 1/3 RRS													
Acetone	2,000	ND 50	ND 50	ND 50	ND 50	ND 50	ND 50	ND 50	ND 50	ND 50	ND 50	ND 50	ND 50	ND 50
Benzene	5	ND 5.0	ND 5.0	ND 5.0	ND 5.0	ND 5.0	ND 5.0	ND 5.0	ND 5.0	ND 5.0	ND 5.0	ND 5.0	ND 5.0	ND 5.0
2-Butanone (MEK)	2,000	ND 50	ND 50	ND 50	ND 50	ND 50	ND 50	ND 50	ND 50	ND 50	ND 50	ND 50	ND 50	ND 50
Carbon Disulfide	5	ND 5.0	ND 5.0	ND 5.0	ND 5.0	ND 5.0	ND 5.0	ND 5.0	ND 5.0	ND 5.0	ND 5.0	ND 5.0	ND 5.0	ND 5.0
Chloroform	80	ND 5.0	ND 5.0	ND 5.0	ND 5.0	ND 5.0	ND 5.0	ND 5.0	ND 5.0	ND 5.0	ND 5.0	ND 5.0	ND 5.0	ND 5.0
cis-1,2-Dichloroethene	70	ND 5.0	ND 5.0	ND 5.0	ND 5.0	ND 5.0	ND 5.0	ND 5.0	ND 5.0	ND 5.0	ND 5.0	ND 5.0	ND 5.0	ND 5.0
Cyclohexane	5	ND 5.0	ND 5.0	ND 5.0	ND 5.0	ND 5.0	ND 5.0	ND 5.0	ND 5.0	ND 5.0	ND 5.0	ND 5.0	ND 5.0	ND 5.0
Ethylbenzene	1,000	ND 5.0	ND 5.0	ND 5.0	ND 5.0	ND 5.0	ND 5.0	ND 5.0	ND 5.0	ND 5.0	ND 5.0	ND 5.0	ND 5.0	ND 5.0
Isopropylbenzene	5	ND 5.0	ND 5.0	ND 5.0	ND 5.0	ND 5.0	ND 5.0	ND 5.0	ND 5.0	ND 5.0	ND 5.0	ND 5.0	ND 5.0	ND 5.0
m,p-Xylene	10,000	ND 5.0	ND 5.0	ND 5.0	ND 5.0	ND 5.0	ND 5.0	ND 5.0	ND 5.0	ND 5.0	ND 5.0	ND 5.0	ND 5.0	ND 5.0
Methyl acetate	NR	ND 5.0	ND 5.0	ND 5.0	ND 5.0	ND 5.0	ND 5.0	ND 5.0	ND 5.0	ND 5.0	ND 5.0	ND 5.0	ND 5.0	ND 5.0
Methyl tert-butyl ether	NR	ND 5.0	ND 5.0	ND 5.0	ND 5.0	ND 5.0	ND 5.0	ND 5.0	ND 5.0	ND 5.0	ND 5.0	ND 5.0	ND 5.0	ND 5.0
Methylcyclohexane	NR	ND 5.0	ND 5.0	ND 5.0	ND 5.0	ND 5.0	ND 5.0	ND 5.0	ND 5.0	ND 5.0	ND 5.0	ND 5.0	ND 5.0	ND 5.0
o-Xylene	10,000	ND 5.0	ND 5.0	ND 5.0	ND 5.0	ND 5.0	ND 5.0	ND 5.0	ND 5.0	ND 5.0	ND 5.0	ND 5.0	ND 5.0	ND 5.0
Tetrachloroethene	5	13	ND 5.0	ND 5.0	ND 5.0	ND 5.0	ND 5.0	ND 5.0	ND 5.0	ND 5.0	ND 5.0	ND 5.0	ND 5.0	ND 5.0
Toluene	1,000	ND 5.0	ND 5.0	ND 5.0	ND 5.0	ND 5.0	ND 5.0	ND 5.0	ND 5.0	ND 5.0	ND 5.0	ND 5.0	ND 5.0	ND 5.0
Trans-1,2-Dichloroethene	NR	ND 5.0	ND 5.0	ND 5.0	ND 5.0	ND 5.0	ND 5.0	ND 5.0	ND 5.0	ND 5.0	ND 5.0	ND 5.0	ND 5.0	ND 5.0
Trichloroethene	5	ND 5.0	ND 5.0	ND 5.0	ND 5.0	ND 5.0	ND 5.0	ND 5.0	ND 5.0	ND 5.0	ND 5.0	ND 5.0	ND 5.0	ND 5.0
Vinyl chloride	2	ND 2.0	ND 2.0	ND 2.0	ND 2.0	ND 2.0	ND 2.0	ND 2.0	ND 2.0	ND 2.0	ND 2.0	ND 2.0	ND 2.0	ND 2.0

NOTES:

10 - concentration is above laboratory reporting limits.

50 - concentration is above Type 1/3 RRS.

Type 1/3 used for xylene isomers is taken from Total xylenes

Thomasville National Bank
301 North Broad Street, Thomasville,Thomas County, Georgia
HSI# 10902

TABLE 3
Summary of Groundwater Analytical Results

WELL		MW-14								MW-15				
Sample Date		6/29/15	12/6/15	6/8/16	12/9/16	6/29/17	12/7/17	6/6/18	12/13/18	12/7/15	6/8/16	8/20/16	12/9/16	6/27/17
Results reported in µg/L	TYPE 1/3 RRS													
TCL Volatile Organics														
Acetone	2,000	ND 50	ND 50	ND 50	ND 50	ND 50	ND 50	ND 50	ND 50	ND 50	ND 50	ND 50	ND 50	ND 50
Benzene	5	ND 5.0	ND 5.0	ND 5.0	ND 5.0	ND 5.0	ND 5.0	ND 5.0	ND 5.0	ND 5.0	ND 5.0	ND 5.0	ND 5.0	ND 5.0
2-Butanone (MEK)	2,000	ND 50	ND 50	ND 50	ND 50	ND 50	ND 50	ND 50	ND 50	ND 50	ND 50	ND 50	ND 50	ND 50
Carbon Disulfide	5	ND 5.0	ND 5.0	ND 5.0	ND 5.0	ND 5.0	ND 5.0	ND 5.0	ND 5.0	ND 5.0	ND 5.0	ND 5.0	ND 5.0	ND 5.0
Chloroform	80	ND 5.0	ND 5.0	ND 5.0	ND 5.0	ND 5.0	ND 5.0	ND 5.0	ND 5.0	ND 5.0	ND 5.0	ND 5.0	ND 5.0	ND 5.0
cis-1,2-Dichloroethene	70	ND 5.0	ND 5.0	ND 5.0	ND 5.0	ND 5.0	ND 5.0	ND 5.0	ND 5.0	76	1500	880	600	430
Cyclohexane	5	ND 5.0	ND 5.0	ND 5.0	ND 5.0	ND 5.0	ND 5.0	ND 5.0	ND 5.0	ND 5.0	ND 5.0	ND 5.0	ND 5.0	ND 5.0
Ethylbenzene	1,000	ND 5.0	ND 5.0	ND 5.0	ND 5.0	ND 5.0	ND 5.0	ND 5.0	ND 5.0	ND 5.0	ND 5.0	ND 5.0	ND 5.0	ND 5.0
Isopropylbenzene	5	ND 5.0	ND 5.0	ND 5.0	ND 5.0	ND 5.0	ND 5.0	ND 5.0	ND 5.0	ND 5.0	ND 5.0	ND 5.0	ND 5.0	ND 5.0
m,p-Xylene	10,000	ND 5.0	ND 5.0	ND 5.0	ND 5.0	ND 5.0	ND 5.0	ND 5.0	ND 5.0	ND 5.0	ND 5.0	ND 5.0	ND 5.0	ND 5.0
Methyl acetate	NR	ND 5.0	ND 5.0	ND 5.0	ND 5.0	ND 5.0	ND 5.0	ND 5.0	ND 5.0	ND 5.0	ND 5.0	ND 5.0	ND 5.0	ND 5.0
Methyl tert-butyl ether	NR	ND 5.0	ND 5.0	ND 5.0	ND 5.0	ND 5.0	ND 5.0	ND 5.0	ND 5.0	ND 5.0	ND 5.0	ND 5.0	ND 5.0	ND 5.0
Methylcyclohexane	NR	ND 5.0	ND 5.0	ND 5.0	ND 5.0	ND 5.0	ND 5.0	ND 5.0	ND 5.0	ND 5.0	ND 5.0	ND 5.0	ND 5.0	ND 5.0
o-Xylene	10,000	ND 5.0	ND 5.0	ND 5.0	ND 5.0	ND 5.0	ND 5.0	ND 5.0	ND 5.0	ND 5.0	ND 5.0	ND 5.0	ND 5.0	ND 5.0
Tetrachloroethene	5	ND 5.0	ND 5.0	ND 5.0	ND 5.0	ND 5.0	ND 5.0	ND 5.0	ND 5.0	830	23	ND 5.0	ND 5.0	23
Toluene	1,000	ND 5.0	ND 5.0	ND 5.0	ND 5.0	ND 5.0	ND 5.0	ND 5.0	ND 5.0	ND 5.0	ND 5.0	ND 5.0	ND 5.0	ND 5.0
Trans-1,2-Dichloroethene	NR	ND 5.0	ND 5.0	ND 5.0	ND 5.0	ND 5.0	ND 5.0	ND 5.0	ND 5.0	ND 5.0	19	7.0	ND 5.0	ND 5.0
Trichloroethene	5	ND 5.0	ND 5.0	ND 5.0	ND 5.0	ND 5.0	ND 5.0	ND 5.0	ND 5.0	180	15	ND 5.0	5.7	18
Vinyl chloride	2	ND 2.0	ND 2.0	ND 2.0	ND 2.0	ND 2.0	ND 2.0	ND 2.0	ND 2.0	ND 2.0	4.0	3.4	6.1	3

NOTES:

10 - concentration is above laboratory reporting limits.

50 - concentration is above Type 1/3 RRS.

Type 1/3 used for xylene isomers is taken from Total xylenes

Thomasville National Bank
301 North Broad Street, Thomasville,Thomas County, Georgia
HSI# 10902

TABLE 3
Summary of Groundwater Analytical Results

WELL					MW-16									
Sample Date		12/5/17	6/5/18	12/11/18	12/7/15	6/8/16	12/8/16	6/28/17	12/5/17	6/5/18	12/12/18	12/7/15	6/7/16	12/8/16
Results reported in µg/L	TYPE 1/3 RRS													
TCL Volatile Organics														
Acetone	2,000	ND 50	ND 50	ND 50	ND 50	ND 50	ND 50	ND 50	ND 50	ND 50	ND 50	ND 50	ND 50	ND 50
Benzene	5	ND 5.0	6.6	ND 5.0	34	ND 5.0	13	14	5.7	5.3	8.4	260	150	47
2-Butanone (MEK)	2,000	ND 50	86	ND 50	ND 50	ND 50	ND 50	ND 50	ND 50	ND 50	ND 5.0	ND 50	ND 50	ND 50
Carbon Disulfide	5	ND 5.0	ND 5.0	ND 5.0	ND 5.0	ND 5.0	ND 5.0	ND 5.0	ND 5.0	ND 5.0	ND 5.0	ND 5.0	ND 5.0	ND 5.0
Chloroform	80	ND 5.0	ND 5.0	ND 5.0	ND 5.0	ND 5.0	ND 5.0	ND 5.0	ND 5.0	ND 5.0	ND 5.0	ND 5.0	ND 5.0	ND 5.0
cis-1,2-Dichloroethene	70	370	520	280	390	19	160	210	120	170	160	190	69	36
Cyclohexane	5	ND 5.0	ND 5.0	ND 5.0	16	ND 5.0	22	11	ND 5.0	ND 5.0	18	52	83	18
Ethylbenzene	1,000	ND 5.0	ND 5.0	6.2	440	15	230	450	310	140	480	240	190	98
Isopropylbenzene	5	ND 5.0	ND 5.0	ND 5.0	31	ND 5.0	52	42	17	8.8	40	14	17	7.2
m,p-Xylene	10,000	ND 5.0	ND 5.0	ND 5.0	200	ND 5.0	20	32	15	5.8	92	630	380	62
Methyl acetate	NR	ND 5.0	ND 5.0	ND 5.0	ND 5.0	ND 5.0	ND 5.0	ND 5.0	ND 5.0	ND 5.0	ND 5.0	ND 5.0	ND 5.0	ND 5.0
Methyl tert-butyl ether	NR	ND 5.0	ND 5.0	ND 5.0	ND 5.0	ND 5.0	ND 5.0	ND 5.0	ND 5.0	ND 5.0	ND 5.0	ND 5.0	ND 5.0	ND 5.0
Methylcyclohexane	NR	ND 5.0	ND 5.0	6.6	27	7.0	37	18	11	13	31	32	70	19
o-Xylene	10,000	ND 5.0	ND 5.0	ND 5.0	33	ND 5.0	ND 5.0	ND 5.0	ND 5.0	ND 5.0	6.6	140	180	15
Tetrachloroethene	5	46	ND 5.0	ND 5.0	5.8	ND 5.0	ND 5.0	ND 5.0	ND 5.0	ND 5.0	21	ND 5.0	6.2	6.7
Toluene	1,000	ND 5.0	ND 5.0	ND 5.0	10	ND 5.0	8.5	5.6	ND 5.0	ND 5.0	ND 5.0	36	320	16
Trans-1,2-Dichloroethene	NR	ND 5.0	ND 5.0	ND 5.0	6.6	ND 5.0	ND 5.0	ND 5.0	ND 5.0	ND 5.0	ND 5.0	ND 5.0	ND 5.0	ND 5.0
Trichloroethene	5	30	ND 5.0	8	ND 5.0	ND 5.0	ND 5.0	ND 5.0	ND 5.0	ND 5.0	15	12	7.5	ND 5.0
Vinyl chloride	2	2.9	3.4	ND 2.0	ND 2.0	ND 2.0	ND 2.0	ND 2.0	ND 2.0	2.4	2	3.1	ND 2.0	ND 2.0

NOTES:

10 - concentration is above laboratory reporting limits.

50 - concentration is above Type 1/3 RRS.

Type 1/3 used for xylene isomers is taken from Total xylenes

Thomasville National Bank
301 North Broad Street, Thomasville,Thomas County, Georgia
HSI# 10902

TABLE 3
Summary of Groundwater Analytical Results

WELL		MW-17				MW-18								
Sample Date		6/28/17	12/5/17	6/6/18	12/12/18	12/7/15	6/7/16	12/8/16	6/28/17	12/5/17	6/15/18	12/12/18	8/20/16	12/10/16
Results reported in µg/L	TYPE 1/3 RRS													
TCL Volatile Organics														
Acetone	2,000	ND 50	ND 50	ND 50	ND 50	52	ND 50	ND 50	ND 50	ND 50	ND 50	ND 50	ND 50	ND 50
Benzene	5	46	16	71	97	ND 5.0	12	15	26	41	38	10	ND 5.0	ND 5.0
2-Butanone (MEK)	2,000	ND 50	ND 50	ND 50	ND 50	91	ND 50	ND 50	ND 50	ND 50	ND 50	ND 50	ND 50	ND 50
Carbon Disulfide	5	ND 5.0	ND 5.0	ND 5.0	ND 5.0	ND 5.0	ND 5.0	ND 5.0	ND 5.0	ND 5.0	ND 5.0	ND 5.0	ND 5.0	ND 5.0
Chloroform	80	ND 5.0	ND 5.0	ND 5.0	ND 5.0	ND 5.0	ND 5.0	ND 5.0	ND 5.0	ND 5.0	ND 5.0	ND 5.0	ND 5.0	ND 5.0
cis-1,2-Dichloroethene	70	43	13	71	87	7.2	21	19	34	25	35	27	7.9	16
Cyclohexane	5	18	5.5	32	59	ND 5.0	14	22	15	12	ND 5.0	22	ND 5.0	ND 5.0
Ethylbenzene	1,000	37	9.3	87	110	35	37	130	45	24	15	22	ND 5.0	ND 5.0
Isopropylbenzene	5	ND 5.0	ND 5.0	5.8	12	5.5	9.5	20	5.7	ND 5.0	ND 5.0	ND 5.0	ND 5.0	ND 5.0
m,p-Xylene	10,000	5.5	ND 5.0	14	61	5.3	ND 5.0	6.0	7.2	ND 5.0	ND 5.0	ND 5.0	ND 5.0	ND 5.0
Methyl acetate	NR	ND 5.0	ND 5.0	ND 5.0	ND 5.0	ND 5.0	ND 5.0	ND 5.0	ND 5.0	ND 5.0	ND 5.0	ND 5.0	ND 5.0	ND 5.0
Methyl tert-butyl ether	NR	ND 5.0	ND 5.0	ND 5.0	ND 5.0	ND 5.0	ND 5.0	ND 5.0	ND 5.0	ND 5.0	ND 5.0	ND 5.0	ND 5.0	ND 5.0
Methylcyclohexane	NR	16	7.2	19	47	ND 5.0	6.8	11	11	11	ND 5.0	ND 5.0	ND 5.0	ND 5.0
o-Xylene	10,000	ND 5.0	ND 5.0	ND 5.0	18	ND 5.0	ND 5.0	ND 5.0	ND 5.0	ND 5.0	ND 5.0	ND 5.0	ND 5.0	ND 5.0
Tetrachloroethene	5	ND 5.0	ND 5.0	ND 5.0	ND 5.0	5.3	ND 5.0	ND 5.0	ND 5.0	ND 5.0	ND 5.0	ND 5.0	3,700	6,800
Toluene	1,000	ND 5.0	ND 5.0	14	28	ND 5.0	ND 5.0	ND 5.0	ND 5.0	ND 5.0	ND 5.0	ND 5.0	ND 5.0	ND 5.0
Trans-1,2-Dichloroethene	NR	ND 5.0	ND 5.0	ND 5.0	ND 5.0	ND 5.0	ND 5.0	ND 5.0	ND 5.0	ND 5.0	ND 5.0	ND 5.0	ND 5.0	ND 5.0
Trichloroethene	5	ND 5.0	ND 5.0	ND 5.0	5.1	ND 5.0	ND 5.0	ND 5.0	ND 5.0	ND 5.0	ND 5.0	ND 5.0	13	60
Vinyl chloride	2	ND 2.0	ND 2.0	2.4	2.2	ND 2.0	ND 2.0	ND 2.0	ND 2.0	ND 2.0	ND 2.0	ND 2.0	ND 2.0	ND 2.0

NOTES:

10 - concentration is above laboratory reporting limits.

50 - concentration is above Type 1/3 RRS.

Type 1/3 used for xylene isomers is taken from Total xylenes

Thomasville National Bank
301 North Broad Street, Thomasville,Thomas County, Georgia
HSI# 10902

TABLE 3
Summary of Groundwater Analytical Results

WELL		MW-19				MW-20		MW-21						
Sample Date		6/27/17	12/6/17	6/6/18	6/6/18	8/21/16	12/8/16	8/21/16	12/8/16	6/28/17	12/5/17	6/6/18	12/12/18	8/21/16
Results reported in µg/L	TYPE 1/3 RRS													
TCL Volatile Organics														
Acetone	2,000	ND 50	ND 50	ND 50	ND 50	ND 50	ND 50	ND 50	ND 50	ND 50	ND 50	ND 50	ND 50	ND 50
Benzene	5	ND 5.0	ND 5.0	ND 5.0	ND 5.0	ND 5.0	ND 5.0	ND 5.0	13	26	33	23	37	ND 5.0
2-Butanone (MEK)	2,000	ND 50	ND 50	ND 50	ND 50	ND 50	ND 50	ND 50	ND 50	ND 50	ND 50	ND 50	ND 50	ND 50
Carbon Disulfide	5	ND 5.0	ND 5.0	ND 5.0	ND 5.0	ND 5.0	ND 5.0	ND 5.0	ND 5.0	ND 5.0	ND 5.0	ND 5.0	ND 5.0	ND 5.0
Chloroform	80	ND 5.0	ND 5.0	ND 50	ND 5.0	ND 5.0	ND 5.0	ND 5.0	ND 5.0	ND 5.0	ND 5.0	ND 5.0	ND 5.0	ND 5.0
cis-1,2-Dichloroethene	70	42	880	2100	150	ND 5.0	ND 5.0	280	140	290	260	350	360	76
Cyclohexane	5	ND 5.0	ND 5.0	ND 5.0	ND 5.0	ND 5.0	ND 5.0	27	26	23	16	37	65	ND 5.0
Ethylbenzene	1,000	ND 5.0	ND 5.0	ND 5.0	ND 5.0	ND 5.0	ND 5.0	480	350	190	240	310	550	ND 5.0
Isopropylbenzene	5	ND 5.0	ND 5.0	ND 5.0	ND 5.0	ND 5.0	ND 5.0	32	38	26	28	38	72	ND 5.0
m,p-Xylene	10,000	ND 5.0	ND 5.0	ND 5.0	ND 5.0	ND 5.0	ND 5.0	760	540	120	59	42	220	ND 5.0
Methyl acetate	NR	ND 5.0	ND 5.0	ND 5.0	ND 5.0	ND 5.0	ND 5.0	ND 5.0	ND 5.0	ND 5.0	ND 5.0	ND 5.0	ND 5.0	ND 5.0
Methyl tert-butyl ether	NR	ND 5.0	ND 5.0	ND 5.0	ND 5.0	ND 5.0	ND 5.0	ND 5.0	ND 5.0	ND 5.0	ND 5.0	ND 5.0	ND 5.0	ND 5.0
Methylcyclohexane	NR	ND 5.0	ND 5.0	ND 5.0	ND 5.0	ND 5.0	ND 5.0	72	60	45	35	82	190	ND 5.0
o-Xylene	10,000	ND 5.0	ND 5.0	ND 5.0	ND 5.0	ND 5.0	ND 5.0	20	12	ND 5.0	ND 5.0	ND 5.0	6.5	ND 5.0
Tetrachloroethene	5	8,000	6,200	4,900	3,800	14	18	ND 5.0	ND 5.0	ND 5.0	ND 5.0	ND 5.0	ND 5.0	66
Toluene	1,000	ND 5.0	ND 5.0	ND 5.0	ND 5.0	ND 5.0	ND 5.0	27	27	5.8	5.9	6.3	9.8	ND 5.0
Trans-1,2-Dichloroethene	NR	ND 5.0	ND 5.0	ND 5.0	ND 5.0	ND 5.0	ND 5.0	6.4	ND 5.0	5.6	ND 5.0	5.8	8.6	ND 5.0
Trichloroethene	5	64	110	120	43	ND 5.0	ND 5.0	26	110	14	13	6.7	13	12
Vinyl chloride	2	ND 2.0	ND 2.0	5.9	ND 2.0	ND 2.0	ND 2.0	ND 2.0	ND 2.0	ND 2.0	2.1	3.2	2.2	ND 2.0

NOTES:

10 - concentration is above laboratory reporting limits.

50 - concentration is above Type 1/3 RRS.

Type 1/3 used for xylene isomers is taken from Total xylenes

Thomasville National Bank
301 North Broad Street, Thomasville,Thomas County, Georgia
HSI# 10902

TABLE 3
Summary of Groundwater Analytical Results

WELL		MW-22		MW-23			MW-24				DW-1				
Sample Date		12/8/16	12/13/18	8/21/16	12/8/16	12/12/18	8/21/16	12/8/16	6/6/18	12/12/18	1/18/16	6/8/16	12/9/16	6/28/17	12/6/17
Results reported in µg/L	TYPE 1/3 RRS														
TCL Volatile Organics															
Acetone	2,000	ND 50	ND 50	ND 50	ND 50	ND 50	ND 50	ND 50	ND 50	ND 50	ND 50	ND 50	ND 50	ND 50	ND 50
Benzene	5	ND 5.0	ND 5.0	ND 5.0	ND 5.0	8.9	ND 5.0	ND 5.0	ND 5.0	ND 5.0	ND 5.0	ND 5.0	ND 5.0	ND 5.0	ND 5.0
2-Butanone (MEK)	2,000	ND 50	ND 50	ND 50	ND 50	ND 50	ND 50	ND 50	ND 50	ND 50	ND 50	ND 50	ND 50	ND 50	ND 50
Carbon Disulfide	5	ND 5.0	ND 5.0	ND 5.0	ND 5.0	ND 5.0	ND 5.0	ND 5.0	ND 5.0	ND 5.0	ND 5.0	ND 5.0	ND 5.0	ND 5.0	ND 5.0
Chloroform	80	ND 5.0	ND 5.0	ND 5.0	ND 5.0	ND 5.0	ND 5.0	ND 5.0	ND 5.0	ND 5.0	ND 5.0	ND 5.0	ND 5.0	ND 5.0	ND 5.0
cis-1,2-Dichloroethene	70	92	1,400	13	12	180	ND 5.0	ND 5.0	ND 5.0	ND 5.0	ND 5.0	ND 5.0	ND 5.0	ND 5.0	ND 5.0
Cyclohexane	5	ND 5.0	6.6	ND 5.0	ND 5.0	19	ND 5.0	ND 5.0	ND 5.0	ND 5.0	ND 5.0	ND 5.0	ND 5.0	ND 5.0	ND 5.0
Ethylbenzene	1,000	ND 5.0	ND 5.0	31	6.1	510	ND 5.0	ND 5.0	ND 5.0	ND 5.0	ND 5.0	ND 5.0	ND 5.0	ND 5.0	ND 5.0
Isopropylbenzene	5	ND 5.0	ND 5.0	ND 5.0	ND 5.0	39	ND 5.0	ND 5.0	ND 5.0	ND 5.0	ND 5.0	ND 5.0	ND 5.0	ND 5.0	ND 5.0
m,p-Xylene	10,000	ND 5.0	ND 5.0	86	20	1300	ND 5.0	ND 5.0	ND 5.0	ND 5.0	ND 5.0	ND 5.0	ND 5.0	ND 5.0	ND 5.0
Methyl acetate	NR	ND 5.0	ND 5.0	ND 5.0	ND 5.0	ND 5.0	ND 5.0	ND 5.0	ND 5.0	ND 5.0	ND 5.0	ND 5.0	ND 5.0	ND 5.0	ND 5.0
Methyl tert-butyl ether	NR	ND 5.0	ND 5.0	ND 5.0	ND 5.0	ND 5.0	ND 5.0	ND 5.0	ND 5.0	ND 5.0	ND 5.0	ND 5.0	ND 5.0	ND 5.0	ND 5.0
Methylcyclohexane	NR	ND 5.0	13	24	ND 5.0	60	ND 5.0	ND 5.0	ND 5.0	ND 5.0	ND 5.0	ND 5.0	ND 5.0	ND 5.0	ND 5.0
o-Xylene	10,000	ND 5.0	ND 5.0	25	7.8	280	ND 5.0	ND 5.0	ND 5.0	ND 5.0	ND 5.0	ND 5.0	ND 5.0	ND 5.0	ND 5.0
Tetrachloroethene	5	96	130	17	8.9	19	140	71	180	200	ND 5.0	ND 5.0	ND 5.0	ND 5.0	ND 5.0
Toluene	1,000	ND 5.0	ND 5.0	21	ND 5.0	210	ND 5.0	ND 5.0	ND 5.0	ND 5.0	ND 5.0	ND 5.0	ND 5.0	ND 5.0	ND 5.0
Trans-1,2-Dichloroethene	NR	ND 5.0	5.5	ND 5.0	ND 5.0	ND 5.0	ND 5.0	ND 5.0	ND 5.0	ND 5.0	ND 5.0	ND 5.0	ND 5.0	ND 5.0	ND 5.0
Trichloroethene	5	39	120	14	12	130	ND 5.0	ND 5.0	6.3	13	ND 5.0	ND 5.0	ND 5.0	ND 5.0	ND 5.0
Vinyl chloride	2	ND 2.0	8.6	ND 2.0	ND 2.0	ND 2.0	ND 2.0	ND 2.0	ND 2.0	ND 2.0	ND 2.0	ND 2.0	ND 2.0	ND 2.0	ND 2.0

NOTES:

10 - concentration is above laboratory reporting limits.

50 - concentration is above Type 1/3 RRS.

Type 1/3 used for xylene isomers is taken from Total xylenes

PEACHTREE ENVIRONMENTAL

APPENDIX A

Underground Storage Tank No Further Action Letter

Georgia Department of Natural Resources

Environmental Protection Division
Underground Storage Tank Management Program
4244 International Parkway, Suite 104, Atlanta, Georgia 30354
Lonice C. Barrett, Commissioner
Harold F. Reheis, Director
(404)362-2687

May 31, 2001

Mr. T. Jack Morse
203 East Washington Street
Thomasville, Georgia 31799

SUBJECT: **No Further Action Required:**
Carlos Gay Estate
108 W. Washington St. and 301 N. Broad Street
Thomasville, Thomas County, GA
Facility ID: 9136051*1

Dear Mr. Morse:

The Georgia Underground Storage Tank Management Program (USTMP) has received your consultant's letter, dated May 16, 2001, that forwarded a properly certified Monitoring Only Report. The report was prepared by Consultech Environmental, Inc.

Based on current requirements of the Georgia Underground Storage Tank Act, the Georgia Rules for Underground Storage Tank Management (GUST Rules) and the data submitted, the USTMP has determined that **no further action is required for contamination resulting from the referenced release.**

However, further corrective action may be required in the future if mandated through more stringent State or Federal statutory or regulatory changes. Additional measures may also be required if existing or future drinking water systems or surface water bodies within two miles of the site are impacted by any dissolved contamination resulting from this release, or if previously unidentified soil contamination, dissolved contamination or free product are identified as originating from this site.

Please submit a Completion Report and Certification, documenting that the associated monitoring wells have been properly abandoned, by **July 2, 2001.** If you have any questions, please contact Ronald J. Wallace at (404) 362-2589.

Sincerely,

Ronald J. Wallace for LCL

Lisa Lewis
Unit Coordinator
Corrective Action Unit II

RJW;
s:\land\landdocs\ronaldw\pending1\9136051.34

cc: James R. Wilson, P.G., Consultech Environmental, Inc.
Lisa L. Lewis, EPD

File (CA): Thomas; 9136051

CONSULTECH ENVIRONMENTAL, INC.

Consulting Engineers, Geologists & Scientists

November 16, 2001

Mr. John B. Guy
Guy & Guy, CPA's, P.C.
414 Gordon Avenue
Thomasville, Georgia 31799

RE: **No Further Action Required**
Carlos Gay Estate
108 W. Washington Street and 301 North Broad Street
Thomasville, Thomas County, Georgia
EPD Facility ID: 9136051
Consultech Project No. C-989

Dear Mr. Guy,

Consultech Environmental, Inc. (Consultech) has enclosed a copy of the No Further Action Required Letter from the Georgia Environmental Protection Division for the above referenced facility. The Completion Report and Permanent Closure of Monitoring Wells was sent to the Georgia EPD in August 2001 and Jack Morse has a copy of all reports sent to Georgia EPD. Here is a summary of all invoices sent to you for payment.

Consultech Invoice #	Date	Description of Activity	Amount
C-989-1	March 31, 1998	CAP-A Addendum Field Activities	$7,271.65
C-989-2	April 30, 1998	CAP-A Addendum Field Activities	$2,389.25
C-989-3	May 31, 1998	CAP-A Addendum Preparation	$2,055.22

1800 MacLeod Drive, Suite F • Lawrenceville, GA 30043-5736
(678) 377-0400 • FAX: (678) 377-0051
www.consultechenv.com

C-989-4	October 30, 1998	CAP-B Field Activities	$11,917.32
C-989-5	November 30, 1998	CAP-B Preparation	$5,416.20
C-989-6	December 31, 1998	CAP-B Preparation	$1,965.63
C-989-7	January 31, 1999	CAP-B Preparation	$503.48
C-989-8	July 31, 1999	CAP-B Addendum Preparation	$1,542.75
C-989-9	October 31, 1999	Semi-Annual Sampling	$1,201.55
C-989-10	November 30, 1999	Semi-Annual Sampling Report	$934.25
C-989-11	April 30, 2000	Semi-Annual Sampling	$1,290.06
C-989-12	May 31, 2000	Semi-Annual Sampling Report	$747.50
C-989-13	September 30, 2000	Semi-Annual Sampling	$852.08
C-989-14	October 31, 2000	Semi-Annual Sampling Report	$1,357.30
C-989-15	April 30, 2001	Semi-Annual Sampling	$1,285.64
C-989-16	May 31, 2001	Semi-Annual Sampling Report	$1,252.49
C-989-17	July 31, 2001	Well Closure Activities	$1,950.50
C-989-18	August 31, 2001	Well Closure Report	$473.42

Total Incurred by Carlos Gay Estate **$ 44,406.29**

The Georgia EPD disallowed GUST Fund reimbursement since Carlos Gay was not in compliance before the confirmed release of petroleum hydrocarbons was reported to the Georgia EPD in May 1995. If you have any questions about the denial of reimbursement please contact Ronald J. Wallace or Lisa Lewis with the Georgia EPD at (404) 362-2687.

I certify that all of the environmental work required by the Georgia EPD has been completed and Consultech has been paid in full after payment of this last invoice for $170.00 for this correspondence. The Georgia EPD can reopen this in the future if mandated through more stringent State or Federal statutory or regulatory changes, otherwise, the site is closed. The Georgia EPD has never reopened any site that I know of so far after receiving a no further action status letter.

Should you have any questions regarding this report or the project, please do not hesitate to contact us at (678) 377-0400.

Sincerely,
CONSULTECH ENVIRONMENTAL, INC.

James R. Wilson

James R. Wilson, P.G.
Vice President
cc: File C-989

JAMES RICHARD WILSON
GEORGIA REGISTERED PROFESSIONAL GEOLOGIST
No. 1201

AFFIDAVIT

STATE OF GEORGIA
COUNTY OF DeKalb

Personally appeared before the undersigned attesting officer JAMES R. WILSON, Vice President of CONSULTECH ENVIRONMENTAL, INC., who, being duly sworn, deposes and says on oath as follows:

1.

I am JAMES R. WILSON, Vice President of CONSULTECH ENVIRONMENTAL, INC., and I make this affidavit upon my personal knowledge.

2.

Consultech Environmental, Inc. was engaged to perform certain corrective action and other requirements of the Georgia Environmental Protection Division regarding property known as 108 West Washington Street and 301 North Broad Street, Thomasville, Thomas County, Georgia, being EPD Facility ID: 9136051 1.

3.

The undersigned states on oath that all requirements of the Environmental Protection Division have been satisfied, and the agreed price for all services performed by Consultech Environmental, Inc. have been paid in full.

Further Affiant sayeth not.

James R. Wilson
JAMES R. WILSON, P.G.
Vice-President Consultech Environmental, Inc.

SWORN to and subscribed before me this 22nd day of March, 2002.

Kimberly Key
NOTARY PUBLIC
My Commission Expires
NOTARIAL SEAL AFFIXED

Notary Public, DeKalb County, Georgia
My Commission Expires May 17, 2004

OWNER'S AFFIDAVIT

STATE OF GEORGIA
COUNTY OF THOMAS

Personally appeared before the undersigned attesting officer, LYNN G. DOWDY, formerly Lynn Monique Gay, as EXECUTOR OF THE LAST WILL AND TESTAMENT OF CARLOS G. GAY, Deceased, hereinafter called "Owner", who, being duly sworn, deposes and says on oath, that improvements were erected, and/or repaired, and/or remodeled as now existing on the property described in that certain deed dated December 21, 1995 from CARLOS G. GAY to THOMASVILLE NATIONAL BANK, recorded in Deed Book 500, page 49, among the Deed Records of Thomas County, Georgia.

Said owner further states on oath that the cost of all labor and materials going into and toward the making of improvements on said property has been paid in full and that no laborers or materialmen have any claim or lien, either actual or inchoate, against the aforesaid property by virtue of their having furnished labor or materials going into and toward the erecting, and/or repairing, and/or remodeling of the improvements now existing upon said property. Owner further states that she has been paid in full the purchase price for said property.

Sworn to and subscribed before me this 10 day of ~~April~~ May, 2002

Lynn G. Dowdy (SEAL)
LYNN G. DOWDY, formerly LYNN MONIQUE GAY
Executor of the Last Will and Testament of
Carlos G. Gay, Deceased

Evelyn S. Williams
NOTARY PUBLIC
My commission expires:
NOTARIAL SEAL

Notary Public, Berrien County, Georgia
My Commission Expires Oct. 4, 2003

PEACHTREE ENVIRONMENTAL

APPENDIX B

Boring Logs and Monitoring Well Diagrams

SOIL BORING / MONITORING WELL: SB-1/MW-1		PAGE 1 OF 1
FACILITY: 301 NORTH BROAD STREET	**DATE STARTED:** 8/20/09	**DATE COMPLETED:** 8/20/09
LOCATION: THOMASVILLE, GEORGIA	**SURFACE:** GRASS	**LOGGED BY:** WHL
INSTALLATION METHOD: DIRECT PUSH / H.S.A.	**ELEVATION AT TOP OF CASING (TOC):** 100.00 FT	
DRILLER: EM SERVICES	**DEPTH TO WATER (TOC):** 24.00 FT	
DRILL RIG TYPE: TRACK-MOUNTED GEOPROBE UNIT	**STATIC WATER COLUMN:** 6.00 FT	

DEPTH (ft)	Samples: Number	Interval & Type	PID Reading	Recovery	Subsurface Soil Description	WL
0					GRASS SURFACE COVER	
2	1	0 - 5'	1.7	50%	GRASS COVER FOLLOWED BY ORANGE/RED CLAY TO APPROXIMATELY 10' BGS.	
4						
6	2	5 - 10'	1.1	100%		
8						
10					ORANGE/TAN/WHITE MOTTLED CLAY WITH SOME KAOLIN EXTENDING TO APPROXIMATELY 15' BGS.	
12	3	10 - 15'	1.0	100%		
14						
16					GRADES TO A FINE TO VERY FINE WHITE/TAN/ORANGE SAND FROM 15' - 20' BGS. MOIST AT 20'.	
18	4	15 - 20'	1.8	100%		
20					SOIL SAMPLING TERMINATED AT 20'	
22					COLLECT SOIL SAMPLE SB-1 (15 - 20')	24.00'
24						
26						
28						
30						
32						
34						
36						
38						
40						
42						
44						
46						
48						
50						
52						
54						
56						
58						

Monitoring Well Details

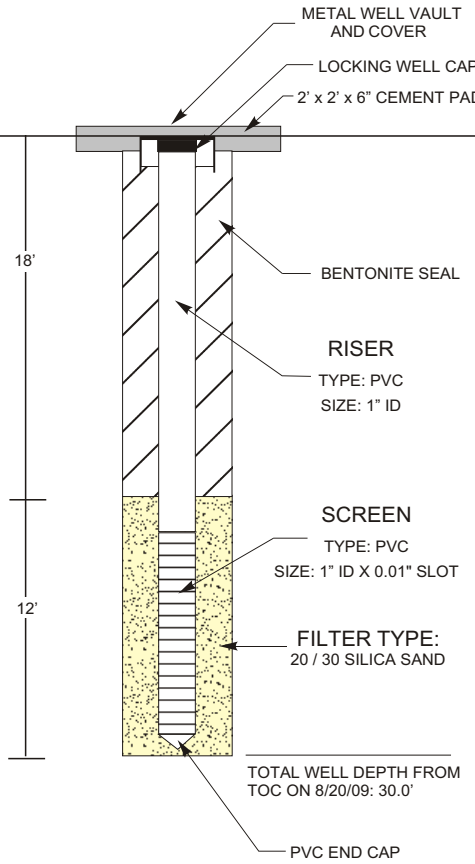

SOIL BORING - SB-1
MONITORING WELL - MW-1

Peachtree Environmental

SOIL BORING / MONITORING WELL: SB-2/MW-2		PAGE 1 OF 1
FACILITY: 301 NORTH BROAD STREET	**DATE STARTED:** 8/20/09	**DATE COMPLETED:** 8/20/09
LOCATION: THOMASVILLE, GEORGIA	**SURFACE:** GRASS	**LOGGED BY:** WHL
INSTALLATION METHOD: DIRECT PUSH / H.S.A.	**ELEVATION AT TOP OF CASING (TOC):** 100.00 FT	
DRILLER: EM SERVICES	**DEPTH TO WATER (TOC):** 24.75 FT	
DRILL RIG TYPE: TRACK-MOUNTED GEOPROBE UNIT	**STATIC WATER COLUMN:** 5.25 FT	

DEPTH (ft)	Samples: Number	Interval & Type	PID Reading	Recovery	Subsurface Soil Description	WL
					GRASS SURFACE COVER	
0–10	1	0 - 5'	0.2	50%	GRASS COVER FOLLOWED BY ORANGE/RED CLAY TO APPROXIMATELY 10' BGS.	
	2	5 - 10'	0.2	100%		
10–14	3	10 - 15'	0.1	100%	ORANGE/TAN/WHITE MOTTLED CLAY WITH SOME KAOLIN EXTENDING TO APPROXIMATELY 15' BGS.	
14–20	4	15 - 20'	509	100%	GRADES TO A FINE TO VERY FINE WHITE/TAN/ORANGE SAND FROM 15' - 20' BGS. STRONG GASOLINE ODOR FROM 15 TO 20 FEET. MOIST AT 20'.	
20–58					SOIL SAMPLING TERMINATED AT 20' COLLECT SOIL SAMPLE SB-2 (15 - 20')	24.75'

Monitoring Well Details

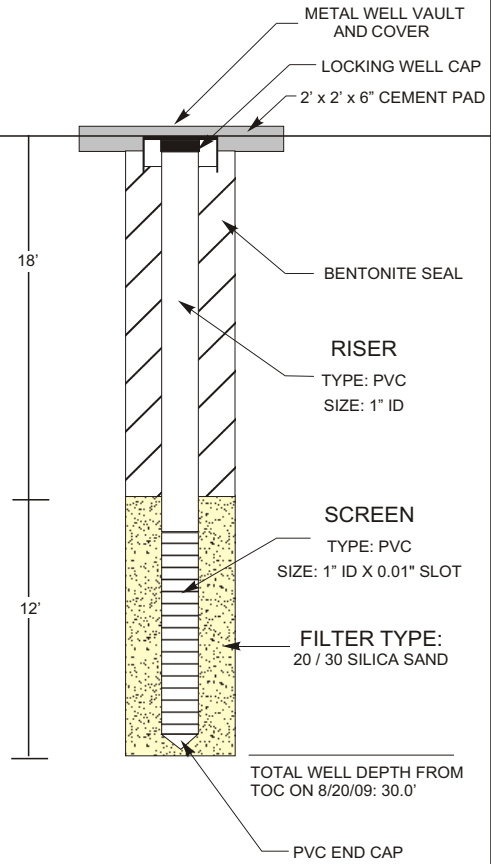

DEPTH (ft): 0, 2, 4, 6, 8, 10, 12, 14, 16, 18, 20, 22, 24, 26, 28, 30, 32, 34, 36, 38, 40, 42, 44, 46, 48, 50, 52, 54, 56, 58

SOIL BORING - SB-2
MONITORING WELL - MW-2

Peachtree Environmental

SOIL BORING / MONITORING WELL: SB-3/MW-3		PAGE 1 OF 1
FACILITY: 301 NORTH BROAD STREET	**DATE STARTED:** 8/20/09	**DATE COMPLETED:** 8/20/09
LOCATION: THOMASVILLE, GEORGIA	**SURFACE:** ASPHALT	**LOGGED BY:** WHL
INSTALLATION METHOD: DIRECT PUSH / H.S.A.	**ELEVATION AT TOP OF CASING (TOC):** 98.22 FT	
DRILLER: EM SERVICES	**DEPTH TO WATER (TOC):** 24.11 FT	
DRILL RIG TYPE: TRACK-MOUNTED GEOPROBE UNIT	**STATIC WATER COLUMN:** 4.89 FT	

DEPTH (ft)	Samples: Number	Interval & Type	PID Reading	Recovery	Subsurface Soil Description	WL
0					ASPHALT SURFACE COVER	
2	1	0 - 5'	1.4	50%	ASPHALT COVER FOLLOWED BY ORANGE/RED CLAY TO APPROXIMATELY 10' BGS.	
4						
6	2	5 - 10'	6.2	100%		
8						
10					ORANGE/TAN/WHITE MOTTLED CLAY WITH SOME KAOLIN EXTENDING TO APPROXIMATELY 15' BGS.	
12	3	10 - 15'	10.8	100%		
14						
16					GRADES TO A FINE TO VERY FINE WHITE/TAN/ORANGE SAND FROM 15' - 20' BGS. MOIST AT 20'.	
18	4	15 - 20'	12.9	100%		
20					SOIL SAMPLING TERMINATED AT 20'	
22					COLLECT SOIL SAMPLE SB-3 (15 - 20')	24.11'
24						
26						
28						
30						
32						
34						
36						
38						
40						
42						
44						
46						
48						
50						
52						
54						
56						
58						

Monitoring Well Details

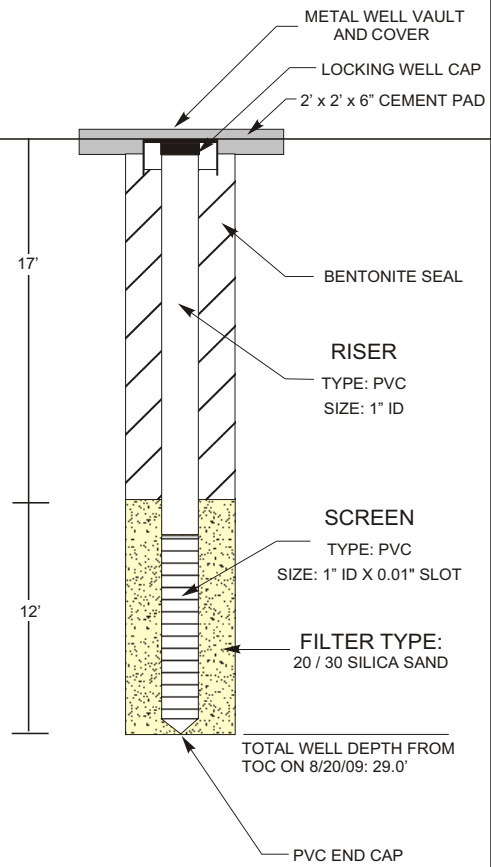

DEPTH (ft): 0, 2, 4, 6, 8, 10, 12, 14, 16, 18, 20, 22, 24, 26, 28, 30, 32, 34, 36, 38, 40, 42, 44, 46, 48, 50, 52, 54, 56, 58

SOIL BORING - SB-3
MONITORING WELL - MW-3

Peachtree Environmental

SOIL BORING / MONITORING WELL: SB-4/MW-4		PAGE 1 OF 1
FACILITY: 301 NORTH BROAD STREET	**DATE STARTED:** 8/21/09	**DATE COMPLETED:** 8/21/09
LOCATION: THOMASVILLE, GEORGIA	**SURFACE:** ASPHALT	**LOGGED BY:** WHL
INSTALLATION METHOD: DIRECT PUSH / H.S.A.	**ELEVATION AT TOP OF CASING (TOC):** 97.36 FT	
DRILLER: EM SERVICES	**DEPTH TO WATER (TOC):** 23.21 FT	
DRILL RIG TYPE: TRACK-MOUNTED GEOPROBE UNIT	**STATIC WATER COLUMN:** 6.79 FT	

DEPTH (ft)	Samples: Number	Interval & Type	PID Reading	Recovery	Subsurface Soil Description	WL
0					ASPHALT SURFACE COVER	
2	1	0 - 5'	3.0	50%	ASPHALT COVER FOLLOWED BY ORANGE/RED CLAY TO APPROXIMATELY 10' BGS.	
4						
6	2	5 - 10'	3.7	100%		
8						
10					ORANGE/TAN/WHITE MOTTLED CLAY WITH SOME KAOLIN EXTENDING TO APPROXIMATELY 15' BGS.	
12	3	10 - 15'	4.0	100%		
14						
16					GRADES TO A FINE TO VERY FINE WHITE/TAN/ORANGE SAND FROM 15' - 20' BGS. MOIST AT 20'.	
18	4	15 - 20'	3.6	100%		
20					SOIL SAMPLING TERMINATED AT 20'	23.21'
22					COLLECT SOIL SAMPLE SB-4 (10 - 15')	
24						
26						
28						
30						
32						
34						
36						
38						
40						
42						
44						
46						
48						
50						
52						
54						
56						
58						

Monitoring Well Details

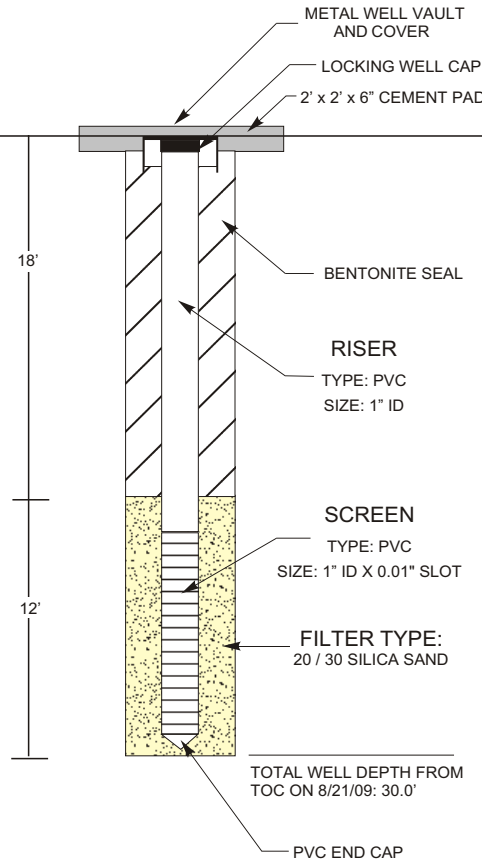

SOIL BORING - SB-4
MONITORING WELL - MW-4

Peachtree Environmental

SOIL BORING / MONITORING WELL: SB-5/MW-5		PAGE 1 OF 1
FACILITY: 301 NORTH BROAD STREET	**DATE STARTED:** 8/20/09	**DATE COMPLETED:** 8/20/09
LOCATION: THOMASVILLE, GEORGIA	**SURFACE:** ASPHALT	**LOGGED BY:** WHL
INSTALLATION METHOD: 3.25-INCH DIRECT PUSH	**ELEVATION AT TOP OF CASING (TOC):** 100.40 FT	
DRILLER: EM SERVICES	**DEPTH TO WATER (TOC):** 25.72 FT	
DRILL RIG TYPE: TRACK-MOUNTED GEOPROBE UNIT	**STATIC WATER COLUMN:** 8.28 FT	

DEPTH (ft)	Samples: Number	Interval & Type	PID Reading	Recovery	Subsurface Soil Description	WL
0					ASPHALT SURFACE COVER	
2	1	0 - 5'	1.7	50%	ASPHALT COVER FOLLOWED BY LIGHT GREY FINE TO VERY FINE SAND TO APPROXIMATELY 5' BGS.	
4						
6	2	5 - 10'	2.7	100%	GRADES TO AN ORANGE/RED/TAN MOTTLED CLAY WITH SOME KAOLIN FROM 5' TO 15' BGS.	
8						
10						
12	3	10 - 15'	3.1	100%		
14						
16					GRADES TO A FINE TO VERY FINE WHITE/TAN/ORANGE SAND FROM 15' - 20' BGS. MOIST AT 20'.	
18	4	15 - 20'	4.3	100%		
20						
22					SOIL SAMPLING TERMINATED AT 20'	
24					COLLECT SOIL SAMPLE SB-5 (15 - 20')	25.72' ▼
26						
28						
30						
32						
34						
36						
38						
40						
42						
44						
46						
48						
50						
52						
54						
56						
58						

Monitoring Well Details

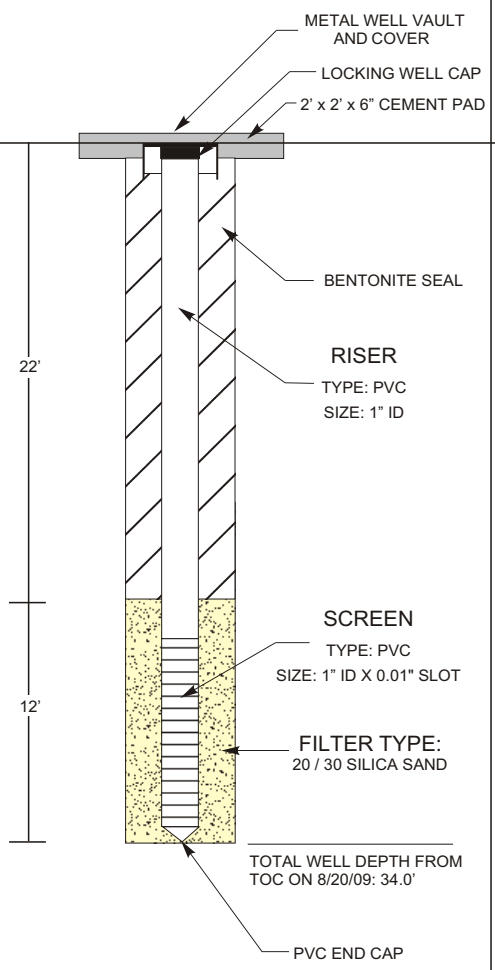

DEPTH (ft): 0, 2, 4, 6, 8, 10, 12, 14, 16, 18, 20, 22, 24, 26, 28, 30, 32, 34, 36, 38, 40, 42, 44, 46, 48, 50, 52, 54, 56, 58

SOIL BORING - SB-5
MONITORING WELL - MW-5

Peachtree Environmental

SOIL BORING: SB-6		PAGE 1 OF 1
FACILITY: 301 NORTH BROAD STREET	**DATE STARTED:** 9/1/11	**DATE COMPLETED:** 9/1/11
LOCATION: THOMASVILLE, GEORGIA	**SURFACE:** GRASS	**LOGGED BY:** WHL
INSTALLATION METHOD: DIRECT PUSH	**ELEVATION AT TOP OF CASING (TOC):** N/A	
DRILLER: EM SERVICES	**DEPTH TO WATER (TOC): N/A**	
DRILL RIG TYPE: TRACK-MOUNTED GEOPROBE UNIT	**STATIC WATER COLUMN: N/A**	

DEPTH (ft)	Samples: Number	Samples: Interval & Type	Samples: PID Reading	Samples: Recovery	Subsurface Soil Description	WL	Monitoring Well Details	DEPTH (ft)
					GRASS SURFACE COVER			
0								0
2	1	0 - 5'	0.1	50%	GRASS COVER FOLLOWED BY ORANGE/RED CLAY TO APPROXIMATELY 10' BGS.		NOT-APPLICABLE. SOIL BORING ONLY WITH NO MONITORING WELL INSTALLED.	2
4								4
6	2	5 - 10'	0.1	100%				6
8								8
10								10
12	3	10 - 15'	0.2	100%	ORANGE/TAN/WHITE MOTTLED CLAY WITH SOME KAOLIN EXTENDING TO APPROXIMATELY 15' BGS.			12
14								14
16								16
18	4	15 - 20'	0.2	100%	GRADES TO A FINE TO VERY FINE WHITE/TAN/ORANGE SAND FROM 15' - 20' BGS. STRONG GASOLINE ODOR FROM 15 TO 20 FEET. MOIST AT 20'.			18
20								20
22					SOIL SAMPLING TERMINATED AT 20'			22
24					COLLECT SOIL SAMPLE SB-6 (0 - 2') AND SB-6 (15 - 20')			24
26								26
28								28
30								30
32								32
34								34
36								36
38								38
40								40
42								42
44								44
46								46
48								48
50								50
52								52
54								54
56								56
58								58

SOIL BORING - SB-6

Peachtree Environmental

SOIL BORING: SB-7		PAGE 1 OF 1
FACILITY: 301 NORTH BROAD STREET	**DATE STARTED:** 9/1/11	**DATE COMPLETED:** 9/1/11
LOCATION: THOMASVILLE, GEORGIA	**SURFACE:** GRASS	**LOGGED BY:** WHL
INSTALLATION METHOD: DIRECT PUSH	**ELEVATION AT TOP OF CASING (TOC):** N/A	
DRILLER: EM SERVICES	**DEPTH TO WATER (TOC): N/A**	
DRILL RIG TYPE: TRACK-MOUNTED GEOPROBE UNIT	**STATIC WATER COLUMN: N/A**	

DEPTH (ft)	Samples: Number	Samples: Interval & Type	Samples: PID Reading	Samples: Recovery	Subsurface Soil Description	WL	Monitoring Well Details	DEPTH (ft)
					GRASS SURFACE COVER			
0								0
2	1	0 - 5'	0.1	50%	GRASS COVER FOLLOWED BY ORANGE/RED CLAY TO APPROXIMATELY 10' BGS.		NOT-APPLICABLE. SOIL BORING ONLY WITH NO MONITORING WELL INSTALLED.	2
4								4
6	2	5 - 10'	0.2	100%				6
8								8
10								10
12	3	10 - 15'	0.2	100%	ORANGE/TAN/WHITE MOTTLED CLAY WITH SOME KAOLIN EXTENDING TO APPROXIMATELY 15' BGS.			12
14								14
16								16
18	4	15 - 20'	6.5	100%	GRADES TO A FINE TO VERY FINE WHITE/TAN/ORANGE SAND FROM 15' - 20' BGS. STRONG GASOLINE ODOR FROM 15 TO 20 FEET. MOIST AT 20'.			18
20								20
22					SOIL SAMPLING TERMINATED AT 20'			22
24					COLLECT SOIL SAMPLE SB-7 (0 - 2') AND SB-7 (15 - 20')			24
26								26
28								28
30								30
32								32
34								34
36								36
38								38
40								40
42								42
44								44
46								46
48								48
50								50
52								52
54								54
56								56
58								58

SOIL BORING - SB-7

Peachtree Environmental

SOIL BORING: SB-8		PAGE 1 OF 1
FACILITY: 301 NORTH BROAD STREET	**DATE STARTED:** 9/1/11	**DATE COMPLETED:** 9/1/11
LOCATION: THOMASVILLE, GEORGIA	**SURFACE:** GRASS	**LOGGED BY:** WHL
INSTALLATION METHOD: DIRECT PUSH	**ELEVATION AT TOP OF CASING (TOC):** N/A	
DRILLER: EM SERVICES	**DEPTH TO WATER (TOC): N/A**	
DRILL RIG TYPE: TRACK-MOUNTED GEOPROBE UNIT	**STATIC WATER COLUMN: N/A**	

DEPTH (ft)	Samples: Number	Samples: Interval & Type	Samples: PID Reading	Samples: Recovery	Subsurface Soil Description	WL	Monitoring Well Details	DEPTH (ft)
					GRASS SURFACE COVER			
0								0
2	1	0 - 5'	0.0	50%	GRASS COVER FOLLOWED BY ORANGE/RED CLAY TO APPROXIMATELY 10' BGS.		NOT-APPLICABLE. SOIL BORING ONLY WITH NO MONITORING WELL INSTALLED.	2
4								4
6	2	5 - 10'	0.1	100%				6
8								8
10								10
12	3	10 - 15'	0.3	100%	ORANGE/TAN/WHITE MOTTLED CLAY WITH SOME KAOLIN EXTENDING TO APPROXIMATELY 15' BGS.			12
14								14
16								16
18	4	15 - 20'	1.2	100%	GRADES TO A FINE TO VERY FINE WHITE/TAN/ORANGE SAND FROM 15' - 20' BGS. STRONG GASOLINE ODOR FROM 15 TO 20 FEET. MOIST AT 20'.			18
20								20
22					SOIL SAMPLING TERMINATED AT 20'			22
24					COLLECT SOIL SAMPLE SB-8 (0 - 2') AND SB-8 (15 - 20')			24
26								26
28								28
30								30
32								32
34								34
36								36
38								38
40								40
42								42
44								44
46								46
48								48
50								50
52								52
54								54
56								56
58								58

SOIL BORING - SB-8

Peachtree Environmental

SOIL BORING: SB-9		PAGE 1 OF 1
FACILITY: 301 NORTH BROAD STREET	**DATE STARTED:** 9/1/11	**DATE COMPLETED:** 9/1/11
LOCATION: THOMASVILLE, GEORGIA	**SURFACE:** GRASS	**LOGGED BY:** WHL
INSTALLATION METHOD: DIRECT PUSH	**ELEVATION AT TOP OF CASING (TOC):** N/A	
DRILLER: EM SERVICES	**DEPTH TO WATER (TOC): N/A**	
DRILL RIG TYPE: TRACK-MOUNTED GEOPROBE UNIT	**STATIC WATER COLUMN: N/A**	

DEPTH (ft)	Samples: Number	Samples: Interval & Type	Samples: PID Reading	Samples: Recovery	Subsurface Soil Description	WL	Monitoring Well Details	DEPTH (ft)
					GRASS SURFACE COVER			
0								0
2	1	0 - 5'	0.7	50%	GRASS COVER FOLLOWED BY ORANGE/RED CLAY TO APPROXIMATELY 10' BGS.		NOT-APPLICABLE. SOIL BORING ONLY WITH NO MONITORING WELL INSTALLED.	2
4								4
6	2	5 - 10'	0.6	100%				6
8								8
10								10
12	3	10 - 15'	0.6	100%	ORANGE/TAN/WHITE MOTTLED CLAY WITH SOME KAOLIN EXTENDING TO APPROXIMATELY 15' BGS.			12
14								14
16								16
18	4	15 - 20'	0.8	100%	GRADES TO A FINE TO VERY FINE WHITE/TAN/ORANGE SAND FROM 15' - 20' BGS. STRONG GASOLINE ODOR FROM 15 TO 20 FEET. MOIST AT 20'.			18
20								20
22					SOIL SAMPLING TERMINATED AT 20'			22
24					COLLECT SOIL SAMPLE SB-9 (0 - 2') AND SB-9 (15 - 20')			24
26								26
28								28
30								30
32								32
34								34
36								36
38								38
40								40
42								42
44								44
46								46
48								48
50								50
52								52
54								54
56								56
58								58

SOIL BORING - SB-9

Peachtree Environmental

SOIL BORING: SB-10		PAGE 1 OF 1
FACILITY: 301 NORTH BROAD STREET	**DATE STARTED:** 9/1/11	**DATE COMPLETED:** 9/1/11
LOCATION: THOMASVILLE, GEORGIA	**SURFACE:** GRASS	**LOGGED BY:** WHL
INSTALLATION METHOD: DIRECT PUSH	**ELEVATION AT TOP OF CASING (TOC):** N/A	
DRILLER: EM SERVICES	**DEPTH TO WATER (TOC): N/A**	
DRILL RIG TYPE: TRACK-MOUNTED GEOPROBE UNIT	**STATIC WATER COLUMN: N/A**	

DEPTH (ft)	Samples: Number	Samples: Interval & Type	Samples: PID Reading	Samples: Recovery	Subsurface Soil Description	WL	Monitoring Well Details	DEPTH (ft)
0								0
2	1	0 - 5'	0.3	50%	ASPHALT COVER FOLLOWED BY LIGHT GREY FINE TO VERY FINE SAND TO APPROXIMATELY 5' BGS.		NOT-APPLICABLE. SOIL BORING ONLY WITH NO MONITORING WELL INSTALLED.	2
4								4
6	2	5 - 10'	1.1	100%	GRADES TO AN ORANGE/RED/TAN MOTTLED CLAY WITH SOME KAOLIN FROM 5' TO 15' BGS.			6
8								8
10								10
12	3	10 - 15'	1.4	100%				12
14								14
16					GRADES TO A FINE TO VERY FINE WHITE/TAN/ORANGE SAND FROM 15' - 20' BGS. MOIST AT 20'.			16
18	4	15 - 20'	1.6	100%				18
20								20
22					SOIL SAMPLING TERMINATED AT 20'			22
24					COLLECT SOIL SAMPLE SB-10 (0 - 2') AND SB-10 (15 - 20')			24
26								26
28								28
30								30
32								32
34								34
36								36
38								38
40								40
42								42
44								44
46								46
48								48
50								50
52								52
54								54
56								56
58								58

SOIL BORING - SB-10

Peachtree Environmental

SOIL BORING: SB-11		PAGE 1 OF 1
FACILITY: 301 NORTH BROAD STREET	**DATE STARTED:** 9/1/11	**DATE COMPLETED:** 9/1/11
LOCATION: THOMASVILLE, GEORGIA	**SURFACE:** GRASS	**LOGGED BY:** WHL
INSTALLATION METHOD: DIRECT PUSH	**ELEVATION AT TOP OF CASING (TOC):** N/A	
DRILLER: EM SERVICES	**DEPTH TO WATER (TOC): N/A**	
DRILL RIG TYPE: TRACK-MOUNTED GEOPROBE UNIT	**STATIC WATER COLUMN: N/A**	

DEPTH (ft)	Samples: Number	Samples: Interval & Type	Samples: PID Reading	Samples: Recovery	Subsurface Soil Description	WL	Monitoring Well Details	DEPTH (ft)
0								0
2	1	0 - 5'	0.0	50%	ASPHALT COVER FOLLOWED BY LIGHT GREY FINE TO VERY FINE SAND TO APPROXIMATELY 5' BGS.		NOT-APPLICABLE. SOIL BORING ONLY WITH NO MONITORING WELL INSTALLED.	2
4								4
6	2	5 - 10'	0.1	100%	GRADES TO AN ORANGE/RED/TAN MOTTLED CLAY WITH SOME KAOLIN FROM 5' TO 15' BGS.			6
8								8
10								10
12	3	10 - 15'	0.3	100%				12
14								14
16								16
18	4	15 - 20'	0.1	100%	GRADES TO A FINE TO VERY FINE WHITE/TAN/ORANGE SAND FROM 15' - 20' BGS. MOIST AT 20'.			18
20								20
22					SOIL SAMPLING TERMINATED AT 20'			22
24					COLLECT SOIL SAMPLE SB-11 (0 - 2') AND SB-11 (15 - 20')			24
26								26
28								28
30								30
32								32
34								34
36								36
38								38
40								40
42								42
44								44
46								46
48								48
50								50
52								52
54								54
56								56
58								58

SOIL BORING - SB-11

Peachtree Environmental

SOIL BORING: B-1		PAGE 1 OF 1
FACILITY: THOMASVILLE NATIONAL BANK	**DATE STARTED:** 11/21/13	**DATE COMPLETED:** 11/21/13
LOCATION: THOMASVILLE, GEORGIA	**SURFACE:** ASPHALT	**LOGGED BY:** JPC
INSTALLATION METHOD: DIRECT PUSH	**ELEVATION AT TOP OF CASING (TOC):** N/A	
DRILLER: EM SERVICES	**DEPTH TO WATER (TOC):** N/A	
DRILL RIG TYPE: TRACK-MOUNTED GEOPROBE UNIT	**STATIC WATER COLUMN:** N/A	

DEPTH (ft)	Samples: Number	Interval & Type	PID Reading	Recovery	Subsurface Soil Description	WL	Monitoring Well Details	DEPTH (ft)
					ASPHALT SURFACE COVER			
0							NOT-APPLICABLE. SOIL BORING ONLY WITH NO MONITORING WELL INSTALLED.	0
2	1	0 - 2'	0.0	50%	ASPHALT COVER FOLLOWED BY TAN, GRAY SAND FROM 6" TO 2', NO ODOR			2
4	2	2' - 4'	0.0	100%				4
6	3	4' - 6'	0.0	100%	ORANGE/RED CLAY, FINE AND VERY PLASTIC WITH TRACE SAND TO APPROXIMATELY 10', NO ODOR			6
8	4	6' - 8'	0.0	100%				8
10	5	8' - 10'	0.0	100%				10
12	6	10' - 12'	0.0	100%	ORANGE, YELLOW, RED MOTTLED CLAY WITH SOME KAOLIN EXTENDING TO 15', NO ODOR			12
14	7	12' - 14'	0.0	100%				14
16	8	15'	0.0	100%	SOIL SAMPLING TERMINATED AT 15'			16
18					COLLECT SOIL SAMPLE B-1 - 10'			18
20								20
22								22
24								24
26								26
28								28
30								30
32								32
34								34
36								36
38								38
40								40
42								42
44								44
46								46
48								48
50								50
52								52
54								54
56								56
58								58

SOIL BORING - B-1

Peachtree Environmental

SOIL BORING: B-2		PAGE 1 OF 1
FACILITY: THOMASVILLE NATIONAL BANK	**DATE STARTED:** 11/21/13	**DATE COMPLETED:** 11/21/13
LOCATION: THOMASVILLE, GEORGIA	**SURFACE:** ASPHALT	**LOGGED BY:** JPC
INSTALLATION METHOD: DIRECT PUSH	**ELEVATION AT TOP OF CASING (TOC):** N/A	
DRILLER: EM SERVICES	**DEPTH TO WATER (TOC):** N/A	
DRILL RIG TYPE: TRACK-MOUNTED GEOPROBE UNIT	**STATIC WATER COLUMN:** N/A	

DEPTH (ft)	Samples: Number	Interval & Type	PID Reading	Recovery	Subsurface Soil Description	WL	Monitoring Well Details	DEPTH (ft)
0					ASPHALT SURFACE COVER			0
2	1	0 - 2'	0.0	50%	ASPHALT COVER FOLLOWED BY TAN, GRAY SAND FROM 6" TO 2', NO ODOR		NOT-APPLICABLE. SOIL BORING ONLY WITH NO MONITORING WELL INSTALLED.	2
4	2	2' - 4'	0.0	100%				4
6	3	4' - 6'	2.4	100%	ORANGE/RED/TAN CLAY, FINE AND VERY PLASTIC WITH TRACE SAND TO APPROXIMATELY 12', NO ODOR			6
8	4	6' - 8'	0.0	100%				8
10	5	8' - 10'	3.3	100%				10
12	6	10' - 12'	4.7	100%				12
14	7	12' - 14'	1.9	100%	ORANGE, YELLOW, RED MOTTLED CLAY WITH SOME KAOLIN EXTENDING TO 15', NO ODOR			14
16	8	15'	0.0	100%	SOIL SAMPLING TERMINATED AT 15'			16
18					COLLECT SOIL SAMPLES B-2 - 5' B-2 - 9' B-2 - 12'			18
20								20
22								22
24								24
26								26
28								28
30								30
32								32
34								34
36								36
38								38
40								40
42								42
44								44
46								46
48								48
50								50
52								52
54								54
56								56
58								58

SOIL BORING - B-2

Peachtree Environmental

SOIL BORING: B-3		PAGE 1 OF 1
FACILITY: THOMASVILLE NATIONAL BANK	**DATE STARTED:** 11/21/13	**DATE COMPLETED:** 11/21/13
LOCATION: THOMASVILLE, GEORGIA	**SURFACE:** ASPHALT	**LOGGED BY:** JPC
INSTALLATION METHOD: DIRECT PUSH	**ELEVATION AT TOP OF CASING (TOC):** N/A	
DRILLER: EM SERVICES	**DEPTH TO WATER (TOC):** N/A	
DRILL RIG TYPE: TRACK-MOUNTED GEOPROBE UNIT	**STATIC WATER COLUMN:** N/A	

DEPTH (ft)	Samples: Number	Samples: Interval & Type	Samples: PID Reading	Samples: Recovery	Subsurface Soil Description	WL	Monitoring Well Details	DEPTH (ft)
0					ASPHALT SURFACE COVER			0
2	1	0 - 2'	0.0	50%	ASPHALT COVER FOLLOWED BY TAN, GRAY SAND FROM 6" TO 2' - OLD ASPHALT LAYER AT 3 -4', NO ODOR		NOT-APPLICABLE. SOIL BORING ONLY WITH NO MONITORING WELL INSTALLED.	2
4	2	2' - 4'	0.0	100%				4
6	3	4' - 6'	0.0	100%	ORANGE/RED CLAY, FINE AND VERY PLASTIC WITH TRACE SAND TO APPROXIMATELY 10', NO ODOR			6
8	4	6' - 8'	0.8	100%				8
10	5	8' - 10'	0.0	100%				10
12	6	10' - 12'	0.0	100%	ORANGE, YELLOW, RED MOTTLED CLAY WITH KAOLIN EXTENDING TO 15', NO ODOR			12
14	7	12' - 14'	0.0	100%				14
16	8	15'	0.0	100%	SOIL SAMPLING TERMINATED AT 15'			16
18					COLLECT SOIL SAMPLE B-3 - 7'			18
20								20
22								22
24								24
26								26
28								28
30								30
32								32
34								34
36								36
38								38
40								40
42								42
44								44
46								46
48								48
50								50
52								52
54								54
56								56
58								58

SOIL BORING - B-3

Peachtree Environmental

SOIL BORING: B-4		PAGE 1 OF 1
FACILITY: THOMASVILLE NATIONAL BANK	**DATE STARTED:** 11/21/13	**DATE COMPLETED:** 11/21/13
LOCATION: THOMASVILLE, GEORGIA	**SURFACE:** GRASS	**LOGGED BY:** JPC
INSTALLATION METHOD: DIRECT PUSH	**ELEVATION AT TOP OF CASING (TOC):** N/A	
DRILLER: EM SERVICES	**DEPTH TO WATER (TOC):** N/A	
DRILL RIG TYPE: TRACK-MOUNTED GEOPROBE UNIT	**STATIC WATER COLUMN:** N/A	

DEPTH (ft)	Samples: Number	Samples: Interval & Type	Samples: PID Reading	Samples: Recovery	Subsurface Soil Description	WL	Monitoring Well Details	DEPTH (ft)
0					GRASS SURFACE COVER			0
2	1	0 - 2'	0.0	50%	GRASS COVER FOLLOWED BY DARK ORGANIC SOILS AND SAND FROM 6" TO 2', NO ODOR		NOT-APPLICABLE. SOIL BORING ONLY WITH NO MONITORING WELL INSTALLED.	2
4	2	2' - 4'	0.0	100%	ORANGE/RED CLAY, FINE AND VERY PLASTIC WITH TRACE SAND TO APPROXIMATELY 10', NO ODOR			4
6	3	4' - 6'	0.0	100%				6
8	4	6' - 8'	0.4	100%				8
10	5	8' - 10'	0.0	100%				10
12	6	10' - 12'	0.0	100%	ORANGE, YELLOW, RED MOTTLED CLAY WITH KAOLIN EXTENDING TO 15', NO ODOR			12
14	7	12' - 14'	0.0	100%				14
16	8	15'	0.0	100%	SOIL SAMPLING TERMINATED AT 15' COLLECT SOIL SAMPLE B-4 - 7'			16
18								18
20								20
22								22
24								24
26								26
28								28
30								30
32								32
34								34
36								36
38								38
40								40
42								42
44								44
46								46
48								48
50								50
52								52
54								54
56								56
58								58

SOIL BORING - B-4

Peachtree Environmental

SOIL BORING: B-5		PAGE 1 OF 1
FACILITY: THOMASVILLE NATIONAL BANK	**DATE STARTED:** 11/21/13	**DATE COMPLETED:** 11/21/13
LOCATION: THOMASVILLE, GEORGIA	**SURFACE:** GRASS	**LOGGED BY:** JPC
INSTALLATION METHOD: DIRECT PUSH	**ELEVATION AT TOP OF CASING (TOC):** N/A	
DRILLER: EM SERVICES	**DEPTH TO WATER (TOC):** N/A	
DRILL RIG TYPE: TRACK-MOUNTED GEOPROBE UNIT	**STATIC WATER COLUMN:** N/A	

DEPTH (ft)	Samples: Number	Samples: Interval & Type	Samples: PID Reading	Samples: Recovery	Subsurface Soil Description	WL	Monitoring Well Details	DEPTH (ft)
0					GRASS SURFACE COVER			0
2	1	0 - 2'	0.0	50%	GRASS COVER FOLLOWED BY DARK ORGANIC SOILS AND SAND FROM 6" TO 2', NO ODOR		NOT-APPLICABLE. SOIL BORING ONLY WITH NO MONITORING WELL INSTALLED.	2
4	2	2' - 4'	0.0	100%				4
6	3	4' - 6'	0.0	100%	RED CLAY, FINE AND VERY PLASTIC WITH TRACE SAND TO APPROXIMATELY 8', NO ODOR			6
8	4	6' - 8'	0.0	100%				8
10	5	8' - 10'	0.0	100%				10
12	6	10' - 12'	0.0	100%	ORANGE, YELLOW, RED MOTTLED CLAY WITH KAOLIN EXTENDING TO 15', NO ODOR			12
14	7	12' - 14'	0.0	100%				14
16	8	15'	0.0	100%	SOIL SAMPLING TERMINATED AT 15'			16
18					COLLECT SOIL SAMPLE B-5 - 7'			18
20								20
22								22
24								24
26								26
28								28
30								30
32								32
34								34
36								36
38								38
40								40
42								42
44								44
46								46
48								48
50								50
52								52
54								54
56								56
58								58

SOIL BORING - B-5

Peachtree Environmental

SOIL BORING: B-6		PAGE 1 OF 1
FACILITY: THOMASVILLE NATIONAL BANK	**DATE STARTED:** 11/21/13	**DATE COMPLETED:** 11/21/13
LOCATION: THOMASVILLE, GEORGIA	**SURFACE:** GRASS	**LOGGED BY:** JPC
INSTALLATION METHOD: DIRECT PUSH	**ELEVATION AT TOP OF CASING (TOC):** N/A	
DRILLER: EM SERVICES	**DEPTH TO WATER (TOC):** N/A	
DRILL RIG TYPE: TRACK-MOUNTED GEOPROBE UNIT	**STATIC WATER COLUMN:** N/A	

DEPTH (ft)	Samples: Number	Samples: Interval & Type	Samples: PID Reading	Samples: Recovery	Subsurface Soil Description	WL	Monitoring Well Details	DEPTH (ft)
0					GRASS SURFACE COVER			0
2	1	0 - 2'	0.0	50%	GRASS COVER FOLLOWED BY DARK ORGANIC SOILS AND SAND FROM 6" TO 2', NO ODOR		NOT-APPLICABLE. SOIL BORING ONLY WITH NO MONITORING WELL INSTALLED.	2
4	2	2' - 4'	0.0	100%	RED CLAY, FINE AND VERY PLASTIC WITH TRACE SAND TO APPROXIMATELY 7, NO ODOR			4
6	3	4' - 6'	0.0	100%				6
8	4	6' - 8'	0.0	100%				8
10	5	8' - 10'	0.0	100%	ORANGE, YELLOW, RED MOTTLED CLAY WITH KAOLIN EXTENDING TO 15', NO ODOR			10
12	6	10' - 12'	0.0	100%				12
14	7	12' - 14'	0.0	100%				14
16	8	15'	0.0	100%	SOIL SAMPLING TERMINATED AT 15'			16
18					COLLECT SOIL SAMPLE B-6 - 7'			18
20								20
22								22
24								24
26								26
28								28
30								30
32								32
34								34
36								36
38								38
40								40
42								42
44								44
46								46
48								48
50								50
52								52
54								54
56								56
58								58

SOIL BORING - B-6

Peachtree Environmental

SOIL BORING: B-7		PAGE 1 OF 1
FACILITY: THOMASVILLE NATIONAL BANK	**DATE STARTED:** 11/21/13	**DATE COMPLETED:** 11/21/13
LOCATION: THOMASVILLE, GEORGIA	**SURFACE:** GRASS	**LOGGED BY:** JPC
INSTALLATION METHOD: DIRECT PUSH	**ELEVATION AT TOP OF CASING (TOC):** N/A	
DRILLER: EM SERVICES	**DEPTH TO WATER (TOC):** N/A	
DRILL RIG TYPE: TRACK-MOUNTED GEOPROBE UNIT	**STATIC WATER COLUMN:** N/A	

DEPTH (ft)	Samples: Number	Samples: Interval & Type	Samples: PID Reading	Samples: Recovery	Subsurface Soil Description	WL	Monitoring Well Details	DEPTH (ft)
0					GRASS SURFACE COVER			0
2	1	0 - 2'	0.0	50%	GRASS COVER FOLLOWED BY DARK ORGANIC SOILS AND SAND FROM 6" TO 2', NO ODOR		NOT-APPLICABLE. SOIL BORING ONLY WITH NO MONITORING WELL INSTALLED.	2
4	2	2' - 4'	0.0	100%	RED CLAY, FINE AND VERY PLASTIC WITH TRACE SAND TO APPROXIMATELY 7, NO ODOR			4
6	3	4' - 6'	0.0	100%				6
8	4	6' - 8'	0.2	100%				8
10	5	8' - 10'	0.0	100%				10
12	6	10' - 12'	0.0	100%	ORANGE, YELLOW, RED MOTTLED CLAY WITH KAOLIN EXTENDING TO 15', NO ODOR			12
14	7	12' - 14'	0.0	100%				14
16	8	15'	0.0	100%	SOIL SAMPLING TERMINATED AT 15'			16
18					COLLECT SOIL SAMPLE B-7 - 7'			18
20								20
22								22
24								24
26								26
28								28
30								30
32								32
34								34
36								36
38								38
40								40
42								42
44								44
46								46
48								48
50								50
52								52
54								54
56								56
58								58

SOIL BORING - B-7

Peachtree Environmental

SOIL BORING: B-8		PAGE 1 OF 1
FACILITY: THOMASVILLE NATIONAL BANK	**DATE STARTED:** 11/21/13	**DATE COMPLETED:** 11/21/13
LOCATION: THOMASVILLE, GEORGIA	**SURFACE:** GRASS	**LOGGED BY:** JPC
INSTALLATION METHOD: DIRECT PUSH	**ELEVATION AT TOP OF CASING (TOC):** N/A	
DRILLER: EM SERVICES	**DEPTH TO WATER (TOC):** N/A	
DRILL RIG TYPE: TRACK-MOUNTED GEOPROBE UNIT	**STATIC WATER COLUMN:** N/A	

DEPTH (ft)	Samples: Number	Samples: Interval & Type	Samples: PID Reading	Samples: Recovery	Subsurface Soil Description	WL	Monitoring Well Details	DEPTH (ft)
0					GRASS SURFACE COVER			0
2	1	0 - 2'	0.0	50%	GRASS COVER FOLLOWED BY DARK ORGANIC SOILS AND SAND FROM 6" TO 2', NO ODOR		NOT-APPLICABLE. SOIL BORING ONLY WITH NO MONITORING WELL INSTALLED.	2
4	2	2' - 4'	0.0	100%	RED CLAY, FINE AND VERY PLASTIC WITH TRACE SAND TO APPROXIMATELY 8.5' PETROLEUM ODOR AT 8'			4
6	3	4' - 6'	0.0	100%				6
8	4	6' - 8'	2.4	100%				8
10	5	8' - 10'	0.0	100%	ORANGE, YELLOW, RED MOTTLED CLAY WITH KAOLIN EXTENDING TO 15', NO ODOR			10
12	6	10' - 12'	0.0	100%				12
14	7	12' - 14'	0.0	100%				14
16	8	15'	0.0	100%	SOIL SAMPLING TERMINATED AT 15' COLLECT SOIL SAMPLE B-8 - 7'			16
18								18
20								20
22								22
24								24
26								26
28								28
30								30
32								32
34								34
36								36
38								38
40								40
42								42
44								44
46								46
48								48
50								50
52								52
54								54
56								56
58								58

SOIL BORING - B-8

Peachtree Environmental

MONITORING WELL: MW-6		PAGE 1 OF 1
FACILITY: THOMASVILLE NATIONAL BANK	**DATE STARTED:** 6/27/12	**DATE COMPLETED:** 6/27/12
LOCATION: THOMASVILLE, GEORGIA	**SURFACE:** PINESTRAW	**LOGGED BY:** JPC
INSTALLATION METHOD: DIRECT PUSH	**ELEVATION AT TOP OF CASING (TOC):** 97.92 FT	
DRILLER: EM SERVICES	**DEPTH TO WATER (TOC):** 26.70 FT	
DRILL RIG TYPE: TRACK-MOUNTED GEOPROBE UNIT	**STATIC WATER COLUMN:** 3.30 FT	

DEPTH (ft)	Samples: Number	Samples: Interval & Type	Samples: PID Reading	Samples: Recovery	Subsurface Soil Description		WL	Monitoring Well Details	DEPTH (ft)
0						PINESTRAW COVER			0
2									2
4									4
6									6
8									8
10									10
12						DIRECT PUSH TO 30' - LITHOLOGY WAS NOT OBSERVED			12
14									14
16									16
18									18
20									20
22									22
24							26.70'		24
26									26
28									28
30						BORING TERMINATED AT 30'			30
32									32
34									34
36									36
38									38
40									40
42									42
44									44
46									46
48									48
50									50
52									52
54									54
56									56
58									58

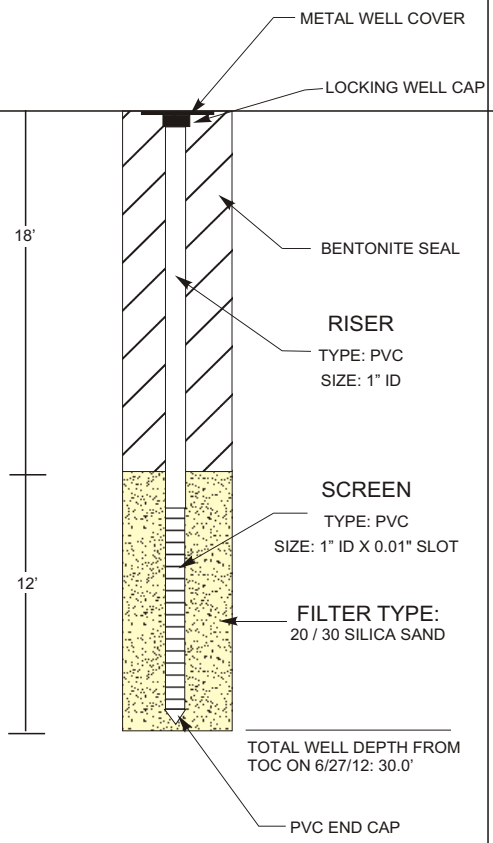

MONITORING WELL - MW-6

Peachtree Environmental

MONITORING WELL: MW-7		PAGE 1 OF 1
FACILITY: THOMASVILLE NATIONAL BANK	**DATE STARTED:** 6/27/12	**DATE COMPLETED:** 6/27/12
LOCATION: THOMASVILLE, GEORGIA	**SURFACE:** GRASS	**LOGGED BY:** JPC
INSTALLATION METHOD: H.S.A.	**ELEVATION AT TOP OF CASING (TOC):** 80.74 FT	
DRILLER: EM SERVICES	**DEPTH TO WATER (TOC):** 12.80 FT	
DRILL RIG TYPE: TRACK-MOUNTED GEOPROBE UNIT	**STATIC WATER COLUMN:** 8.20 FT	

DEPTH (ft)	Samples: Number	Samples: Interval & Type	Samples: PID Reading	Samples: Recovery	Subsurface Soil Description	WL	Monitoring Well Details	DEPTH (ft)
0					GRASS COVER - LITHOLOGY OBSERVED FROM SOIL CUTTINGS		METAL WELL VAULT AND COVER; LOCKING WELL CAP; 2' x 2' x 6" CEMENT PAD	0
2, 4, 6, 8					GRASS, ORGANIC SOILS FOLLOWED BY ORANGE/RED CLAY TO 10', NO ODOR		18'; BENTONITE SEAL	2, 4, 6, 8
10, 12, 14, 16, 18					ORANGE CLAY, TRACE SAND 20', DAMP, NO ODOR	12.80'	RISER TYPE: PVC SIZE: 2" ID	10, 12, 14, 16, 18
20, 22, 24, 26, 28					ORANGE CLAY WITH SAND TO 30', WET, NO ODOR		12'; SCREEN TYPE: PVC SIZE: 2" ID X 0.01" SLOT; FILTER TYPE: 20 / 30 SILICA SAND	20, 22, 24, 26, 28
30					BORING TERMINATED AT 30'		TOTAL WELL DEPTH FROM TOC ON 6/27/12: 30.0'; PVC END CAP	30
32, 34, 36, 38, 40, 42, 44, 46, 48, 50, 52, 54, 56, 58								32, 34, 36, 38, 40, 42, 44, 46, 48, 50, 52, 54, 56, 58

MONITORING WELL - MW-7

Peachtree Environmental

MONITORING WELL: MW-8		PAGE 1 OF 1
FACILITY: THOMASVILLE NATIONAL BANK	**DATE STARTED:** 6/28/12	**DATE COMPLETED:** 6/28/12
LOCATION: THOMASVILLE, GEORGIA	**SURFACE:** GRASS	**LOGGED BY:** JPC
INSTALLATION METHOD: H.S.A.	**ELEVATION AT TOP OF CASING (TOC):** 99.90 FT	
DRILLER: EM SERVICES	**DEPTH TO WATER (TOC):** 27.55 FT	
DRILL RIG TYPE: TRACK-MOUNTED GEOPROBE UNIT	**STATIC WATER COLUMN:** 7.45 FT	

DEPTH (ft)	Samples: Number	Samples: Interval & Type	Samples: PID Reading	Samples: Recovery	Subsurface Soil Description	WL	Monitoring Well Details	DEPTH (ft)
					GRASS COVER - LITHOLOGY OBSERVED FROM SOIL CUTTINGS		METAL WELL VAULT AND COVER; LOCKING WELL CAP; 2' x 2' x 6" CEMENT PAD	
0, 2, 4, 6, 8					GRASS, ORANGE/RED CLAY TO 10', NO ODOR		BENTONITE SEAL	
10, 12, 14, 16, 18					ORANGE, TAN CLAY, TRACE SAND TO 20', NO ODOR		23'; RISER TYPE: PVC SIZE: 2" ID	
20, 22, 24, 26, 28, 30, 32, 34					ORANGE CLAY WITH SAND TO 30', WET, NO OODOR	27.55'	12'; SCREEN TYPE: PVC SIZE: 2" ID X 0.01" SLOT; FILTER TYPE: 20 / 30 SILICA SAND	
36, 38, 40, 42, 44, 46, 48, 50, 52, 54, 56, 58					BORING TERMINATED AT 35'		TOTAL WELL DEPTH FROM TOC ON 6/28/12: 35.0'; PVC END CAP	

MONITORING WELL - MW-8

Peachtree Environmental

MONITORING WELL: MW-9		PAGE 1 OF 1
FACILITY: THOMASVILLE NATIONAL BANK	**DATE STARTED:** 11/18/13	**DATE COMPLETED:** 11/18/13
LOCATION: THOMASVILLE, GEORGIA	**SURFACE:** GRASS	**LOGGED BY:** JPC
INSTALLATION METHOD: H.S.A.	**ELEVATION AT TOP OF CASING (TOC):** 81.19 FT	
DRILLER: EM SERVICES	**DEPTH TO WATER (TOC):** 12.71 FT	
DRILL RIG TYPE: TRACK-MOUNTED GEOPROBE UNIT	**STATIC WATER COLUMN:** 7.29 FT	

DEPTH (ft)	Samples: Number	Samples: Interval & Type	Samples: PID Reading	Samples: Recovery	Subsurface Soil Description	WL	Monitoring Well Details	DEPTH (ft)
0					GRASS COVER - LITHOLOGY OBSERVED FROM SOIL CUTTINGS		METAL WELL VAULT AND COVER; LOCKING WELL CAP; 2' x 2' x 6" CEMENT PAD	0
2, 4, 6, 8					GRASS, ORGANIC SOILS FOLLOWED BY ORANGE/RED CLAY TO 5', ORANGE, RED, YELLOW, MOTTLED CLAY TO 10' NO ODOR		8'; BENTONITE SEAL; RISER TYPE: PVC SIZE: 2" ID	2, 4, 6, 8
10, 12, 14, 16, 18					ORANGE, TAN CLAY, MOIST AT 15', CLAY AND TRACE SAND TO 20', WET, NO ODOR	12.71' ▼	12'; SCREEN TYPE: PVC SIZE: 2" ID X 0.01" SLOT; FILTER TYPE: 20 / 30 SILICA SAND	10, 12, 14, 16, 18
20, 22, 24, 26, 28, 30, 32, 34, 36, 38, 40, 42, 44, 46, 48, 50, 52, 54, 56, 58					BORING TERMINATED AT 20'		TOTAL WELL DEPTH FROM TOC ON 11/18/13: 20.0'; PVC END CAP	20, 22, 24, 26, 28, 30, 32, 34, 36, 38, 40, 42, 44, 46, 48, 50, 52, 54, 56, 58

MONITORING WELL - MW-9

Peachtree Environmental

MONITORING WELL: MW-10		PAGE 1 OF 1
FACILITY: THOMASVILLE NATIONAL BANK	**DATE STARTED:** 11/19/13	**DATE COMPLETED:** 11/19/13
LOCATION: THOMASVILLE, GEORGIA	**SURFACE:** GRASS	**LOGGED BY:** JPC
INSTALLATION METHOD: H.S.A.	**ELEVATION AT TOP OF CASING (TOC):** 85.67 FT	
DRILLER: EM SERVICES	**DEPTH TO WATER (TOC):** 18.17 FT	
DRILL RIG TYPE: TRACK-MOUNTED GEOPROBE UNIT	**STATIC WATER COLUMN:** 7.83 FT	

DEPTH (ft)	Samples: Number	Samples: Interval & Type	Samples: PID Reading	Samples: Recovery	Subsurface Soil Description	WL	Monitoring Well Details	DEPTH (ft)
0					GRASS COVER - LITHOLOGY OBSERVED FROM SOIL CUTTINGS		METAL WELL VAULT AND COVER; LOCKING WELL CAP; 2' x 2' x 6" CEMENT PAD	0
2, 4, 6, 8					GRASS, ORGANIC SOILS, WOOD FRAGMENTS FOLLOWED BY ORANGE/RED CLAY TO 10', NO ODOR		14'; BENTONITE SEAL; RISER TYPE: PVC SIZE: 2" ID	2, 4, 6, 8
10, 12, 14, 16, 18, 20, 22, 24					ORANGE, RED, GRAY CLAY, MOIST AT 16', CLAY AND TRACE SAND TO 20', WET TO 26', NO ODOR	18.17 ▼	12'; SCREEN TYPE: PVC SIZE: 2" ID X 0.01" SLOT; FILTER TYPE: 20 / 30 SILICA SAND	10, 12, 14, 16, 18, 20, 22, 24
26, 28, 30, 32, 34, 36, 38, 40, 42, 44, 46, 48, 50, 52, 54, 56, 58					BORING TERMINATED AT 26'		TOTAL WELL DEPTH FROM TOC ON 11/19/13: 26.0'; PVC END CAP	26, 28, 30, 32, 34, 36, 38, 40, 42, 44, 46, 48, 50, 52, 54, 56, 58

MONITORING WELL - MW-10

Peachtree Environmental

MONITORING WELL: MW-11		PAGE 1 OF 1
FACILITY: THOMASVILLE NATIONAL BANK	**DATE STARTED:** 11/19/13	**DATE COMPLETED:** 11/19/13
LOCATION: THOMASVILLE, GEORGIA	**SURFACE:** PINESTRAW	**LOGGED BY:** JPC
INSTALLATION METHOD: H.S.A.	**ELEVATION AT TOP OF CASING (TOC):** 90.65 FT	
DRILLER: EM SERVICES	**DEPTH TO WATER (TOC):** 19.91 FT	
DRILL RIG TYPE: TRACK-MOUNTED GEOPROBE UNIT	**STATIC WATER COLUMN:** 6.09 FT	

DEPTH (ft)	Samples: Number	Samples: Interval & Type	Samples: PID Reading	Samples: Recovery	Subsurface Soil Description	WL	Monitoring Well Details	DEPTH (ft)
0					PINESTRAW COVER - LITHOLOGY OBSERVED FROM SOIL CUTTINGS		METAL WELL VAULT AND COVER; LOCKING WELL CAP; 2' x 2' x 6" CEMENT PAD	0
2, 4, 6, 8					GRASS, ORGANIC SOILS, ORANGE/RED CLAY TO 10', NO ODOR		BENTONITE SEAL; 14'; RISER TYPE: PVC SIZE: 2" ID	2, 4, 6, 8
10, 12, 14, 16, 18, 20, 22, 24					ORANGE, RED CLAY, COMPACTED AT 15', MOIST AT 20', CLAY AND TRACE SAND TO 20', WET TO 26', NO ODOR	19.91 ▼	12'; SCREEN TYPE: PVC SIZE: 2" ID X 0.01" SLOT; FILTER TYPE: 20 / 30 SILICA SAND	10, 12, 14, 16, 18, 20, 22, 24
26, 28, 30, 32, 34, 36, 38, 40, 42, 44, 46, 48, 50, 52, 54, 56, 58					BORING TERMINATED AT 26'		TOTAL WELL DEPTH FROM TOC ON 11/19/13: 26.0'; PVC END CAP	26, 28, 30, 32, 34, 36, 38, 40, 42, 44, 46, 48, 50, 52, 54, 56, 58

MONITORING WELL - MW-11

Peachtree Environmental

MONITORING WELL: MW-12		PAGE 1 OF 1
FACILITY: THOMASVILLE NATIONAL BANK	**DATE STARTED:** 11/20/13	**DATE COMPLETED:** 11/20/13
LOCATION: THOMASVILLE, GEORGIA	**SURFACE:** GRASS	**LOGGED BY:** JPC
INSTALLATION METHOD: H.S.A.	**ELEVATION AT TOP OF CASING (TOC):** 65.53 FT	
DRILLER: EM SERVICES	**DEPTH TO WATER (TOC):** 3.57 FT	
DRILL RIG TYPE: TRACK-MOUNTED GEOPROBE UNIT	**STATIC WATER COLUMN:** 11.43 FT	

DEPTH (ft)	Samples: Number	Samples: Interval & Type	Samples: PID Reading	Samples: Recovery	Subsurface Soil Description	WL	Monitoring Well Details	DEPTH (ft)
0					GRASS COVER - LITHOLOGY OBSERVED FROM SOIL CUTTINGS			0
2						3.57'		2
4								4
6					GRASS, ORGANIC SOILS FOLLOWED BY ORANGE/RED CLAY TO 5', WET, ORANGE, RED, YELLOW, GRAY, ALLUVIAL CLAY TO 15', NO ODOR			6
8								8
10								10
12								12
14								14
16					BORING TERMINATED AT 15'			16
18								18
20								20
22								22
24								24
26								26
28								28
30								30
32								32
34								34
36								36
38								38
40								40
42								42
44								44
46								46
48								48
50								50
52								52
54								54
56								56
58								58

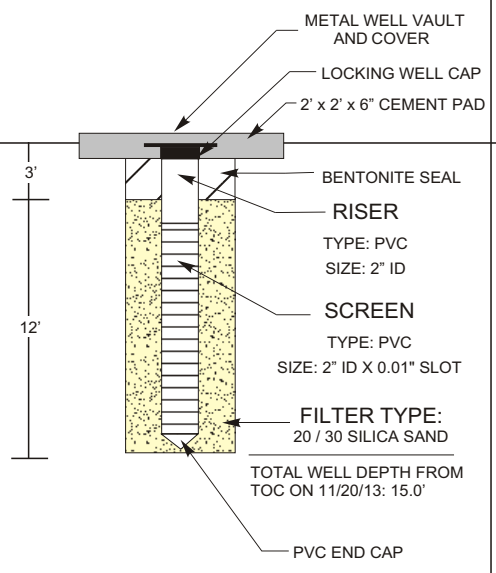

MONITORING WELL - MW-12

Peachtree Environmental

MONITORING WELL: MW-13		PAGE 1 OF 1
FACILITY: THOMASVILLE NATIONAL BANK	**DATE STARTED:** 11/21/13	**DATE COMPLETED:** 11/21/13
LOCATION: THOMASVILLE, GEORGIA	**SURFACE:** ASPHALT	**LOGGED BY:** JPC
INSTALLATION METHOD: H.S.A.	**ELEVATION AT TOP OF CASING (TOC):** 97.16 FT	
DRILLER: EM SERVICES	**DEPTH TO WATER (TOC):** 21.54 FT	
DRILL RIG TYPE: TRACK-MOUNTED GEOPROBE UNIT	**STATIC WATER COLUMN:** 8.46 FT	

DEPTH (ft)	Samples: Number	Samples: Interval & Type	Samples: PID Reading	Samples: Recovery	Subsurface Soil Description	WL	Monitoring Well Details	DEPTH (ft)
0					ASPHALT COVER - LITHOLOGY OBSERVED FROM SOIL CUTTINGS		METAL WELL VAULT AND COVER; LOCKING WELL CAP; 2' x 2' x 6" CEMENT PAD	0
2, 4, 6, 8					ASPHALT, TANSAND TO 1', FOLLOWED BY ORANGE/RED CLAY TO 10', NO ODOR		18'; BENTONITE SEAL	2, 4, 6, 8
10, 12, 14, 16, 18					ORANGE, YELLOW CLAY, TRACE SAND TO 20', DAMP, NO ODOR		RISER TYPE: PVC SIZE: 2" ID	10, 12, 14, 16, 18
20, 22, 24, 26, 28					ORANGE CLAY WITH SAND, WET 25' - 30', NO ODOR	21.54'	12'; SCREEN TYPE: PVC SIZE: 2" ID X 0.01" SLOT; FILTER TYPE: 20 / 30 SILICA SAND	20, 22, 24, 26, 28
30					BORING TERMINATED AT 30'		TOTAL WELL DEPTH FROM TOC ON 11/21/13: 30.0'; PVC END CAP	30
32, 34, 36, 38, 40, 42, 44, 46, 48, 50, 52, 54, 56, 58								32, 34, 36, 38, 40, 42, 44, 46, 48, 50, 52, 54, 56, 58

MONITORING WELL - MW-13

Peachtree Environmental

Peachtree Environmental		**Project No.**	3151	**Soil Boring / Well ID**	**EB-1**
		Site Location	Thomasville, GA	**Date Started**	6/27/2015
		Client	TNB	**Date Completed**	6/27/2015
Drilling Company	Geo Lab	**Soil Sampling Method**	Direct Push	**Well Screen / Riser Type**	N/A
Drilling Method	HAS	**Groundwater Depth (feet)**	26'	**Well Diameter (inches)**	N/A
Logged By	BDW	**Well Type**	N/A	**Temporary / Stick-Up / Flush**	N/A

Depth (feet)	Sample Collection	Water Encountered	Well Construction	PID Meter Response (ppm)	Soil Description and Strata Depth	Analysis	Comments
0					Ground surface - Asphalt, Gravel 6"		
					Tan, silty Clay		
5					Red, orange, silty Clay		5' macro core soil sampling to be used in place of 2' split spoon to save time
10					Red, orange, and tan Clay (dense)		
					Tan, orange, and white Clay (dense)		
15				3,7,8,10 100%	Orange Sand		Blow counts were obtained every 5' on initial 2' of penetration of macro core
20				2,9,9,11 100%	Orange and tan, clayey Sand, sandy Clay		
25		▽		2,10,7,10 80%	Orange and tan Sand, medium to fine		Soil Wet
30				1,3,3,4 0%	No Recovery 30'-35'		
35				2,3,4,6 70%	Light orange, fine Sand		Put shoe on sleeve to capture sample - Very Wet
40				2,5,3,4 100%	Tan, Clay-homongeneous and pliable		
45				3,4,4,7 90%			
50							

Peachtree Environmental		**Project No.**	3151	**Soil Boring / Well ID**	**EB-1 (Continued)**
		Site Location	Thomasville, GA	**Date Started**	6/27/2015
		Client	TNB	**Date Completed**	6/27/2015
Drilling Company	Geo Lab	**Soil Sampling Method**	Direct Push	**Well Screen / Riser Type**	N/A
Drilling Method	HAS	**Groundwater Depth (feet)**	26'	**Well Diameter (inches)**	N/A
Logged By	BDW	**Well Type**	N/A	**Temporary / Stick-Up / Flush**	N/A

Depth (feet)	Sample Collection	Water Encountered	Well Construction	PID Meter Response (ppm)	Soil Description and Strata Depth	Analysis	Comments
50				3,3,3,6 100%			
55				3,4,5,6 100%	Homogenueous, gray Clay - denser but still pliable		
60				4,8,12,16			
					HSA refulsal on light gray Limestone @ 63'		
65							

Peachtree Environmental		**Project No.**	3151	**Soil Boring/ Well ID**	**MW-14**
		Site Location	Thomasville, Georgia	**Date Started**	1/26/2015
		Client	TNB	**Date Completed**	1/26/2015

Drilling Company	Redox-Tech, LLC	**Soil Sampling Method**	HSA	**Well Screen/Riser Type**	Schedule 40 PVC
Drilling Method	Geoprobe	**Estimated Groundwater**	4 ft	**Well Diameter**	2"
Logged By	TAL	**Well Type**	monitoring	**Temporary/Stick-Up/Flush**	flush

Depth (feet)	Sample Collection	Water Encountered	Well Construction	PID Meter Response (ppm)	Soil Description and Strata Depth	Analysis	Comments
0					Dark gray Silty SAND (SM) -fine		
5		∇			Light gray Clayey SAND (SC)		
10							
15					boring terminated at 14 ft and completed as monitoring well		10 ft screen from 3.5 to 13.5 ft 6 bags filter sand for sand pack 13.5 to 2.5 ft 1 bag bentonite for seal above sand 2.5 to 0.5ft
20							
25							
30							
35							
40							

Project No.	3151	**Soil Boring / Well ID**	**MW-15**
Site Location	Thomasville, GA	**Date Started**	12/5/2015
Client	TNB	**Date Completed**	12/6/2015
Drilling Company	GeoLab	**Soil Sampling Method**	Direct Push
Drilling Method	Hollow Stem Augers	**Groundwater Depth (feet)**	27
Logged By	LC	**Well Type**	N/A
Well Screen / Riser Type	PVC	**Temporary / Stick-Up / Flush**	Flush
Well Diameter (inches)	2		

Depth (feet)	Sample Collection	Water Encountered	Well Construction	PID Meter Response (ppm)	Soil Description and Strata Depth	Analysis	Comments
0					Ground surface - Asphalt and Gravel 6"		
					Dark brown, fine sandy CLAY with brick fragments		
5				0	Red brown CLAY, trace sand		
10				0.5	Yellow brown and red brown silty CLAY		
15				2.1			
					Orange fine SAND		
20				1.6	Orange and gray silty CLAY		
					Orange fine sandy SILT, trace clay		
25		▽		3.8	White and tan fine SAND		Soil Sample MW-15-23'-25' (VOCs)
30				9.3			Groundwater Sample MW-15 (VOCs)
35				9.4	Tan, gray and brown plastic CLAY		
40				1.8	Boring Terminated at 40'		
45							
50							

Peachtree Environmental		**Project No.**	3151	**Soil Boring / Well ID**	**MW-16**
		Site Location	Thomasville, GA	**Date Started**	12/5/2015
		Client	TNB	**Date Completed**	12/6/2015
Drilling Company	GeoLab	**Soil Sampling Method**	Direct Push	**Well Screen / Riser Type**	PVC
Drilling Method	Hollow Stem Augers	**Groundwater Depth (feet)**	26	**Well Diameter (inches)**	2
Logged By	LC	**Well Type**	N/A	**Temporary / Stick-Up / Flush**	Flush

Depth (feet)	Sample Collection	Water Encountered	Well Construction	PID Meter Response (ppm)	Soil Description and Strata Depth	Analysis	Comments
0					Ground surface - Pine Straw and Topsoil		
					Red brown, silty CLAY, with gravel		
5				0			
					Tan and red brown silty CLAY		
10				0			
					Tan and red brown sandy SILT, trace clay		Soil Sample MW-16-13'-15' (VOCs)
15				0			
					Dark brown and red browy CLAY		
					Orange brown clayey fine SAND		
20				0			
					Tan clayey fine SAND		
25		▽		0			
					Tan fine SAND		Groundwater Sample MW-16 (VOCs)
30				0.9			
					Boring Terminated at 30'		
35							
40							
45							
50							

Peachtree Environmental		**Project No.**	3151	**Soil Boring / Well ID**	**MW-17**
		Site Location	Thomasville, GA	**Date Started**	12/5/2015
		Client	TNB	**Date Completed**	12/6/2015
Drilling Company	GeoLab	**Soil Sampling Method**	Direct Push	**Well Screen / Riser Type**	PVC
Drilling Method	Hollow Stem Augers	**Groundwater Depth (feet)**	27	**Well Diameter (inches)**	2
Logged By	LC	**Well Type**	N/A	**Temporary / Stick-Up / Flush**	Flush

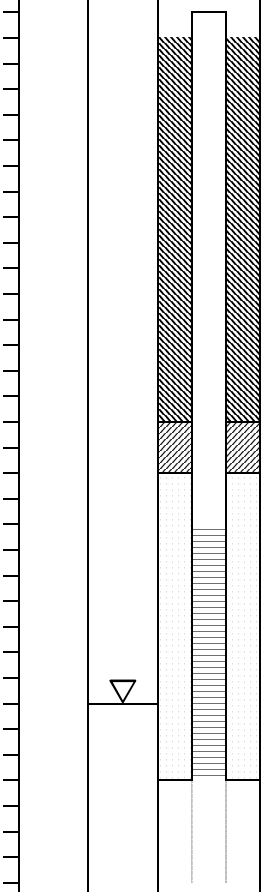

Depth (feet)	Sample Collection	Water Encountered	Well Construction	PID Meter Response (ppm)	Soil Description and Strata Depth	Analysis	Comments
0					Ground surface - Pine Straw and Topsoil		
					Tan fine SAND		
					Red brown silty CLAY		
5				0			
10				0	Tan, gray, and yellow brown silty CLAY		
15				6.9			
					Orange brown and gray fine SAND, trace clay		
20				9.5			Soil Sample MW-17-18'-20'
					Orange brown and gray, silty, sandy CLAY		
25		▽		8.2			
					Tan and gray fine SAND		
30				3.5	Tan and gray brown CLAY		
					Red brown and tan sandy CLAY		Groundwater Sample MW-17 (VOCs)
35							
					Tan fine SAND		
					Tan and gray clayey SAND to sandy CLAY		
40					Boring Terminated at 40'		
45							
50							

Project No.	3151	**Soil Boring / Well ID**	**MW-18**
Site Location	Thomasville, GA	**Date Started**	12/6/2015
Client	TNB	**Date Completed**	12/6/2015
Drilling Company	GeoLab	**Soil Sampling Method**	Direct Push
Drilling Method	Hollow Stem Augers	**Groundwater Depth (feet)**	26
Logged By	LC	**Well Type**	N/A
Well Screen / Riser Type	PVC	**Well Diameter (inches)**	2
Temporary / Stick-Up / Flush	Flush		

Depth (feet)	Sample Collection	Water Encountered	Well Construction	PID Meter Response (ppm)	Soil Description and Strata Depth	Analysis	Comments
0					Ground surface - Pine Straw and Topsoil		
					Tan fine SAND		
					Tan and red brown CLAY		
5				0			Soil Sample MW-18-3'-5' (VOCs)
					Tan and red brown CLAY		
10				0			
					Tan, gray, and red brown clayey SILT		
15				0			
					Orange CLAY		
20				0			
					Orange and tan clayey SAND		
25		▽		0			
					Gray and tan fine SAND		Groundwater Sample MW-18 (VOCs)
30				0	Tan and red brown CLAY		
					Boring Terminated at 30'		
35							
40				1.8			
45							
50							

Peachtree Environmental		**Project No.**	3151	**Soil Boring / Well ID**	**DW-1**
		Site Location	Thomasville, GA	**Date Started**	1/16/2016
		Client	TNB	**Date Completed**	1/17/2016
Drilling Company	Betts	**Soil Sampling Method**	Split-Spoon	**Well Screen / Riser Type**	PVC
Drilling Method	Hollow Stem Augers/Mud Rotary	**Groundwater Depth (feet)**	46.23	**Well Diameter (inches)**	2
Logged By	LC	**Well Type**	Double-Cased	**Temporary / Stick-Up / Flush**	Flush

Depth (feet)	Sample Collection	Water Encountered	Well Construction	PID Meter Response (ppm)	Soil Description and Strata Depth	Analysis	Comments
0			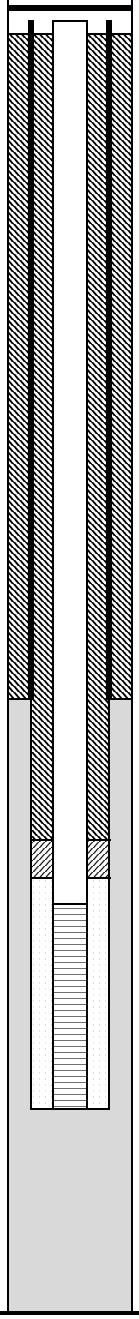		Refer to boring EB-1 for subsurface description from 0 to 40'		
10							
20							
30							
40	▽				Split spoon sample collected at 40' to 42' Gray plastic CLAY		
50					Split spoon sample collected at 50' to 52' Gray plastic CLAY		Groundwater Sample DW-1 (VOCs)
60							
70					White to off-white LIMESTONE		
80							
90					Boring terminated at 85'		
100							

PEACHTREE ENVIRONMENTAL	**Project No.**	3151	**Soil Boring / Well ID**	**MW-19**
	Site Location	Thomasville, GA	**Date Started**	8/20/16
	Client	TNB	**Date Completed**	8/20/16

Drilling Company	Geolab	**Soil Sampling Method**	Direct Push	**Well Screen / Riser Type**	Sch 40 PVC
Drilling Method	Direct Push	**Groundwater Depth (feet)**	26	**Well Diameter (inches)**	1
Logged By	L Carter	**Well Type**	N/A	**Temporary / Stick-Up / Flush**	Flush

Depth (feet)	Water Encountered	Well Construction	PID Meter Response (ppm)	Soil Description and Strata Depth	Sample Collection (Analyses)	Comments
0				FILL: Tan fine to medium SAND		
5			0.4	NATIVE SOIL: Red brown, silty CLAY		
10			0.6	Yellow brown, white and red brown CLAY		
15			1.3			Soil Sample MW-19-15 (VOCs)
20			0.9	Red brown, fine sandy CLAY Red brown fine SAND		
25	▽		1.6	Red brown and yellow brown fine SAND with gray clay lenses		Groundwater Sample MW-19 (VOCs)
30			4.1 0.9	Gray and orange brown CLAY Boring terminated at 32 feet		
35						
40						
45						
50						

PEACHTREE ENVIRONMENTAL	**Project No.**	3151	**Soil Boring / Well ID**	**MW-20**
	Site Location	Thomasville, GA	**Date Started**	8/20/16
	Client	TNB	**Date Completed**	8/20/16

Drilling Company	Geolab	**Soil Sampling Method**	Direct Push	**Well Screen / Riser Type**	Sch 40 PVC
Drilling Method	Direct Push	**Groundwater Depth (feet)**	24	**Well Diameter (inches)**	1
Logged By	L Carter	**Well Type**	N/A	**Temporary / Stick-Up / Flush**	Flush

Depth (feet)	Water Encountered	Well Construction	PID Meter Response (ppm)	Soil Description and Strata Depth	Sample Collection (Analyses)	Comments
0				FILL: Tan fine SAND		
5			0	NATIVE SOIL: Red brown and yellow brown silty CLAY		
10			0			
15			0	Tan and orange brown fine SAND with clay lenses		
20			0	Orange brown sandy CLAY		
				Orange brown and tann fine SAND		
25	▽		0			Groundwater Sample MW-20 (VOCs)
30						
				Boring Terminated at 33 feet		
35						
40						
45						
50						

PEACHTREE ENVIRONMENTAL	**Project No.**	3151	**Soil Boring / Well ID**	**MW-21**
	Site Location	Thomasville, GA	**Date Started**	8/20/16
	Client	TNB	**Date Completed**	8/20/16
Drilling Company	Geolab	**Soil Sampling Method**	Direct Push	**Well Screen / Riser Type**	Sch 40 PVC
Drilling Method	Direct Push	**Groundwater Depth (feet)**	25	**Well Diameter (inches)**	1
Logged By	L Carter	**Well Type**	N/A	**Temporary / Stick-Up / Flush**	Flush

Depth (feet)	Water Encountered	Well Construction	PID Meter Response (ppm)	Soil Description and Strata Depth	Sample Collection (Analyses)	Comments
0				FILL: Tan and dark brown fine SAND		
5			0.4	NATIVE SOIL: Red brown, yellow brown, and gray silty CLAY		
10			29	Tan SILT		
15			1,154	Orange fine SAND with clay lenses		Gasoline Odor Soil Sample MW-21-15 (VOCs)
20			50.1	Tan clayey fine SAND		
25	▽		24.4			Groundwater Sample MW-21 (VOCs)
30				Light brown CLAY		
				Brick red sandy CLAY		
35				Boring terminated at 35 feet		
40						
45						
50						

PEACHTREE ENVIRONMENTAL		**Project No.**	3151	**Soil Boring / Well ID**	**MW-22**
		Site Location	Thomasville, GA	**Date Started**	8/21/16
		Client	TNB	**Date Completed**	8/21/16
Drilling Company	Geolab	**Soil Sampling Method**	Direct Push	**Well Screen / Riser Type**	Sch 40 PVC
Drilling Method	Direct Push	**Groundwater Depth (feet)**	25	**Well Diameter (inches)**	1
Logged By	L Carter	**Well Type**	N/A	**Temporary / Stick-Up / Flush**	Flush

Depth (feet)	Water Encountered	Well Construction	PID Meter Response (ppm)	Soil Description and Strata Depth	Sample Collection (Analyses)	Comments
0				FILL: Tan and brown fine SAND		
5			0.4	NATIVE SOIL: Red brown silty CLAY		
				Red brown, yellow brown, and gray silty CLAY		
10			0.3			
15			6.2	Orange brown and tan sandy CLAY		
20			8.5	Orange brown and tan fine SAND, trace clay		Soil Sample MW-22-20 (VOCs)
25	▽		10.5	Gray, white, and tan fine SAND		Groundwater Sample MW-22 (VOCs)
30				Gray, yellow brown, and red brown CLAY		
35				Boring terminated at 35 feet		
40						
45						
50						

PEACHTREE ENVIRONMENTAL		**Project No.**	3151	**Soil Boring / Well ID**	**MW-23**
		Site Location	Thomasville, GA	**Date Started**	8/21/16
		Client	TNB	**Date Completed**	8/21/16
Drilling Company	Geolab	**Soil Sampling Method**	Direct Push	**Well Screen / Riser Type**	Sch 40 PVC
Drilling Method	Direct Push	**Groundwater Depth (feet)**	25	**Well Diameter (inches)**	1
Logged By	L Carter	**Well Type**	N/A	**Temporary / Stick-Up / Flush**	Flush

Depth (feet)	Water Encountered	Well Construction	PID Meter Response (ppm)	Soil Description and Strata Depth	Sample Collection (Analyses)	Comments
0				Topsoil		
				FILL: Tan and brown fine Sand Rock at 2.5 feet		
5			0.3	NATIVE SOIL: Red brown silty CLAY		
10			4.4	Red brown, yellow brown, and gray silty CLAY		
15			45.4			Gasoline Odor
				Orange brown SAND with clay lenses		
				Orange brown sandy CLAY		
20			1,197	Gray fine SAND		Soil Sample MW-23-20 (VOCs)
25	▽		55.5	Gray, white, and tan fine SAND		Groundwater Sample MW-23 (VOCs)
30				Gray and orange brown CLAY		
35				Boring Terminated at 35 feet		
40						
45						
50						

PEACHTREE ENVIRONMENTAL		**Project No.**	3151	**Soil Boring / Well ID**	**MW-24**
		Site Location	Thomasville, GA	**Date Started**	8/21/16
		Client	TNB	**Date Completed**	8/21/16
Drilling Company	Geolab	**Soil Sampling Method**	Direct Push	**Well Screen / Riser Type**	Sch 40 PVC
Drilling Method	Direct Push	**Groundwater Depth (feet)**	25	**Well Diameter (inches)**	1
Logged By	L Carter	**Well Type**	N/A	**Temporary / Stick-Up / Flush**	Flush

Depth (feet)	Water Encountered	Well Construction	PID Meter Response (ppm)	Soil Description and Strata Depth	Sample Collection (Analyses)	Comments
0				Topsoil		
				FILL: Tan and brown fine Sand		
5			0.1	NATIVE SOIL: Red brown silty CLAY		
				Red brown, yellow brown, and gray silty CLAY		
10			0			
15			1.9	Orange brown, silty sandy CLAY		
				Orange brown clayey SAND with clay lenses		
20			3.9			Soil Sample MW-24-20 (VOCs)
				Orange brown fine SAND		
25	▽		2.1			Groundwater Sample MW-24 (VOCs)
				Gray and orange brown CLAY		
30				Boring Terminated at 30 feet		
35						
40						
45						
50						

PEACHTREE ENVIRONMENTAL	**Project No.**	3151	**Soil Boring / Well ID**	**EB-2**
	Site Location	Thomasville, GA	**Date Started**	8/20/16
	Client	TNB	**Date Completed**	8/20/16

Drilling Company	Geolab	**Soil Sampling Method**	Direct Push	**Well Screen / Riser Type**	
Drilling Method	Direct Push	**Groundwater Depth (feet)**	NE	**Well Diameter (inches)**	
Logged By	L Carter	**Well Type**	N/A	**Temporary / Stick-Up / Flush**	

Depth (feet)	Water Encountered	Well Construction	PID Meter Response (ppm)	Soil Description and Strata Depth	Sample Collection (Analyses)	Comments
0				Asphalt and Gravel		
				FILL: SAND and GRAVEL		
5			0.3	Possible 3" to 4" concrete NATIVE SOIL: Red brown silty CLAY		
10			0.6	Red brown, gray and orange brown silty CLAY		
15			0.5	Red brown and orange brown fine SAND with clay lenses		
20			1.7	Tan clayey fine SAND		
25			4.5	Tan fine SAND		Soil Sample EB-2-25 (VOCs)
				Boring Terminated at 25 feet No monitoring well installed		
30						
35						
40						
45						
50						

PEACHTREE ENVIRONMENTAL	**Project No.**	3151	**Soil Boring / Well ID**	**EB-3**
	Site Location	Thomasville, GA	**Date Started**	8/20/16
	Client	TNB	**Date Completed**	8/20/16
Drilling Company Geolab	**Soil Sampling Method**	Direct Push	**Well Screen / Riser Type**	
Drilling Method Direct Push	**Groundwater Depth (feet)**	NE	**Well Diameter (inches)**	
Logged By L Carter	**Well Type**	N/A	**Temporary / Stick-Up / Flush**	

Depth (feet)	Water Encountered	Well Construction	PID Meter Response (ppm)	Soil Description and Strata Depth	Sample Collection (Analyses)	Comments
0				FILL: Tan and dark brown fine SAND		
				NATIVE SOIL: Red brown silty CLAY		
5			0.2			
				Orange and yellow brown clayey SAND		
10			1.4			
15			2.6			Soil Sample EB-3-15 (VOCs)
			2.5	Black organic material at 17.5 feet		
20			2.4			
25			4.3	Boring Terminated at 25 feet No monitoring well installed		
30						
35						
40						
45						
50						

PEACHTREE ENVIRONMENTAL	**Project No.**	3151	**Soil Boring / Well ID**	**EB-4**
	Site Location	Thomasville, GA	**Date Started**	8/20/16
	Client	TNB	**Date Completed**	8/20/16
Drilling Company	Geolab	**Soil Sampling Method**	Direct Push	**Well Screen / Riser Type**	
Drilling Method	Direct Push	**Groundwater Depth (feet)**	NE	**Well Diameter (inches)**	
Logged By	L Carter	**Well Type**	N/A	**Temporary / Stick-Up / Flush**	

Depth (feet)	Water Encountered	Well Construction	PID Meter Response (ppm)	Soil Description and Strata Depth	Sample Collection (Analyses)	Comments
0				Topsoil FILL: Tan and brown fine SAND		
5			0	NATIVE SOIL: Red brown silty CLAY		
10			0	Red brown, gray, and yellow brown silty CLAY		
15			3.5	Orange brown clayey SAND Orange brown fine SAND		
20			2.0	Orange brown, clayey SAND Gray and gray brown sandy CLAY		Soil Sample EB-4-20 (VOCs)
25			14.6	Boring Terminated at 25 feet No monitoring well installed		
30						
35						
40						
45						
50						

PEACHTREE ENVIRONMENTAL	**Project No.**	3151	**Soil Boring / Well ID**	**EB-5**
	Site Location	Thomasville, GA	**Date Started**	8/20/16
	Client	TNB	**Date Completed**	8/20/16
Drilling Company Geolab	**Soil Sampling Method**	Direct Push	**Well Screen / Riser Type**	
Drilling Method Direct Push	**Groundwater Depth (feet)**	NE	**Well Diameter (inches)**	
Logged By L Carter	**Well Type**	N/A	**Temporary / Stick-Up / Flush**	

Depth (feet)	Water Encountered	Well Construction	PID Meter Response (ppm)	Soil Description and Strata Depth	Sample Collection (Analyses)	Comments
0				Topsoil		
			2.0	FILL: Tan and brown fine SAND		
5			0.3	NATIVE SOIL: Red brown silty CLAY		
				Red brown, gray, and yellow brown silty CLAY		
10			0.4			Soil Sample EB-5-10 (VOCs)
				Red brown and yellow brown SANDY CLAY with s sand seams		
15			0.4			
20			0.7			
				Gray fine SAND		
25			9.0	Boring Terminated at 25 feet No monitoring well installed		
30						
35						
40						
45						
50						

PEACHTREE ENVIRONMENTAL

APPENDIX C

Soil Laboratory Analytical Results

AES

ANALYTICAL ENVIRONMENTAL SERVICES, INC.

August 28, 2009

Michael H. Wilson
Peachtree Environmental
5384 Chaversham Lane
Norcross GA 30092216

TEL: (770) 449-6100
FAX: (770) 449-6119

RE: Thomasville National Bank

Dear Michael H. Wilson: Order No: 0908G47

Analytical Environmental Services, Inc. received 10 samples on August 24, 2009 12:25 pm for the analyses presented in following report.

No problems were encountered during the analyses. Additionally, all results for the associated Quality Control samples were within EPA and/or AES established limits. Any discrepancies associated with the analyses contained herein will be noted and submitted in the form of a project Case Narrative.
AES' certifications are as follows:
-NELAC/Florida Certification number E87582 for analysis of Environmental Water, soil/hazardous waste, and Drinking Water Microbiology, effective 07/01/09-06/30/10.
-AIHA Certification ID #100671 for Industrial Hygiene samples (Organics, Inorganics), Environmental Lead (Paint, Soil, Dust Wipes, Air), and Environmental Microbiology (Fungal) effective until 09/01/11.

These results relate only to the items tested. This report may only be reproduced in full.

If you have any questions regarding these test results, please feel free to call.

Blair Stout

Blair Stout
Project Manager

ANALYTICAL ENVIRONMENTAL SERVICES, INC
3785 Presidential Parkway, Atlanta GA 30340-3704
AES TEL.: (770) 457-8177 / TOLL-FREE (800) 972-4889 / FAX: (770) 457-8188

CHAIN OF CUSTODY

Work Order: 0908G47

Date: 8/20/09 Page 1 of 1

COMPANY: PEACHTREE ENVIRONMENTAL, INC.
ADDRESS: 5384 CHAVERSHAM LANE NORCROSS, GA 30092
PHONE: (770) 449-6100
FAX: (770) 449-6119
SAMPLED BY: WHL / MHW
SIGNATURE: [signature]

ANALYSIS REQUESTED

Visit our website www.aesatlanta.com to check on the status of your results, place bottle orders, etc.

#	SAMPLE ID	SAMPLED DATE	SAMPLED TIME	Grab	Composite	Matrix (See codes)	TOTAL VOCs (S/M+I)	TOTAL VOCs (H+I)	REMARKS	No # of Containers
1	TNB-0809-SB3 (15-20')	8/20/09	0915	X		SO	X			5
2	TNB-0809-SB2 (15-20')	8/20/09	1225	X		SO	X			5
3	TNB-0809-MW3	8/20/09	1305	X		GW		X		2
4	TNB-0809-SB1 (15-20')	8/20/09	1600	X		SO	X			5
5	TNB-0809-MW2	8/20/09	1730	X		GW		X		2
6	TNB-0809-MW1	8/20/09	1825	X		GW		X		2
7	TNB-0809-SB5 (15-20')	8/20/09	1910	X		SO	X			5
8	TNB-0809-MW5	8/20/09	2020	X		GW		X		2
9	TNB-0809-SB4 (10-15')	8/21/09	0855	X		SO	X			5
10	TNB-0809-MW4	8/21/09	1120	X		GW		X		2
11										
12										
13										
14										

PRESERVATION (See codes)

RELINQUISHED BY	DATE/TIME	RECEIVED BY	DATE/TIME
1: [signature]	8/24/09 1225	1: Elvira Zeric	8/24/09 12:20pm
2:		2:	
3:		3:	

SPECIAL INSTRUCTIONS/COMMENTS: Hold extra samples for potential TCLP testing

SHIPMENT METHOD
OUT / / VIA:
IN / / VIA:
CLIENT FedEx UPS MAIL COURIER
GREYHOUND OTHER

PROJECT INFORMATION
PROJECT NAME: THOMASVILLE NATIONAL BANK
PROJECT #: 3151
SITE ADDRESS: THOMASVILLE, GA
SEND REPORT TO: MIKE WILSON / WILL LUCAS
INVOICE TO: (IF DIFFERENT FROM ABOVE)
QUOTE #: PO#: 3151

RECEIPT
Total # of Containers 35

Turnaround Time Request
- Standard 5 Business Days
- 2 Business Day Rush
- Next Business Day Rush
- Same Day Rush (auth req.)
- Other

STATE PROGRAM (if any):
E-mail? Y / N; Fax? Y N
DATA PACKAGE: I II III IV

SAMPLES RECEIVED AFTER 3PM OR SATURDAY ARE CONSIDERED AS RECEIVED ON THE NEXT BUSINESS DAY; IF NO TAT IS MARKED ON COC AES WILL PROCEED AS STANDARD TAT.
SAMPLES ARE DISPOSED OF 30 DAYS AFTER COMPLETION OF REPORT UNLESS OTHER ARRANGEMENTS ARE MADE.

MATRIX CODES: A = Air GW = Groundwater SE = Sediment SO = Soil SW = Surface Water W = Water (Blanks) DW = Drinking Water (Blanks) O = Other (specify) WW = Waste Water
PRESERVATIVE CODES: H+I = Hydrochloric acid + ice I = Ice only N = Nitric acid S+I = Sulfuric acid + ice S/M+I = Sodium Bisulfate/Methanol + ice O = Other (specify) NA = None

White Copy - Original; Yellow Copy - Client

Analytical Environmental Services, Inc

Date: 28-Aug-09

Client: Peachtree Environmental
Project: Thomasville National Bank
Lab ID: 0908G47

Case Narrative

Volatiles Organic Compounds Analysis by Method 8260B:

Percent recoveries for all internal standard compounds on sample 0908G47 were outside control limits biased low due to suspected matrix interference.

Ethylbenzene, Methylcyclohexane, and Xylenes values for sample 0908G47-002A are "E" qualified indicating an estimated value over linear calibration range. The sample was diluted and reanalyzed with the analytes being below the reporting limit due to the level of dilution required.

Analytical Environmental Services, Inc **Date:** 28-Aug-09

Client:	Peachtree Environmental	**Client Sample ID:**	TNB-0809-SB3(15-20')
Project:	Thomasville National Bank	**Collection Date:**	8/20/2009 9:15:00 AM
Lab ID:	0908G47-001	**Matrix:**	Soil

Analyses	Result	Reporting Limit	Qual	Units	BatchID	Dilution Factor	Date Analyzed	Analyst
TCL VOLATILE ORGANICS SW8260B				**(SW5035)**				
1,1,1-Trichloroethane	BRL	0.015		mg/Kg-dry	117656	1	08/27/2009 17:20	NH
1,1,2,2-Tetrachloroethane	BRL	0.015		mg/Kg-dry	117656	1	08/27/2009 17:20	NH
1,1,2-Trichloroethane	BRL	0.015		mg/Kg-dry	117656	1	08/27/2009 17:20	NH
1,1-Dichloroethane	BRL	0.015		mg/Kg-dry	117656	1	08/27/2009 17:20	NH
1,1-Dichloroethene	BRL	0.015		mg/Kg-dry	117656	1	08/27/2009 17:20	NH
1,2,4-Trichlorobenzene	BRL	0.015		mg/Kg-dry	117656	1	08/27/2009 17:20	NH
1,2-Dibromo-3-chloropropane	BRL	0.015		mg/Kg-dry	117656	1	08/27/2009 17:20	NH
1,2-Dibromoethane	BRL	0.015		mg/Kg-dry	117656	1	08/27/2009 17:20	NH
1,2-Dichlorobenzene	BRL	0.015		mg/Kg-dry	117656	1	08/27/2009 17:20	NH
1,2-Dichloroethane	BRL	0.015		mg/Kg-dry	117656	1	08/27/2009 17:20	NH
1,2-Dichloropropane	BRL	0.015		mg/Kg-dry	117656	1	08/27/2009 17:20	NH
1,3-Dichlorobenzene	BRL	0.015		mg/Kg-dry	117656	1	08/27/2009 17:20	NH
1,4-Dichlorobenzene	BRL	0.015		mg/Kg-dry	117656	1	08/27/2009 17:20	NH
2-Butanone	BRL	0.15		mg/Kg-dry	117656	1	08/27/2009 17:20	NH
2-Hexanone	BRL	0.031		mg/Kg-dry	117656	1	08/27/2009 17:20	NH
4-Methyl-2-pentanone	BRL	0.031		mg/Kg-dry	117656	1	08/27/2009 17:20	NH
Acetone	BRL	0.31		mg/Kg-dry	117656	1	08/27/2009 17:20	NH
Benzene	BRL	0.015		mg/Kg-dry	117656	1	08/27/2009 17:20	NH
Bromodichloromethane	BRL	0.015		mg/Kg-dry	117656	1	08/27/2009 17:20	NH
Bromoform	BRL	0.015		mg/Kg-dry	117656	1	08/27/2009 17:20	NH
Bromomethane	BRL	0.015		mg/Kg-dry	117656	1	08/27/2009 17:20	NH
Carbon disulfide	BRL	0.031		mg/Kg-dry	117656	1	08/27/2009 17:20	NH
Carbon tetrachloride	BRL	0.015		mg/Kg-dry	117656	1	08/27/2009 17:20	NH
Chlorobenzene	BRL	0.015		mg/Kg-dry	117656	1	08/27/2009 17:20	NH
Chloroethane	BRL	0.031		mg/Kg-dry	117656	1	08/27/2009 17:20	NH
Chloroform	BRL	0.015		mg/Kg-dry	117656	1	08/27/2009 17:20	NH
Chloromethane	BRL	0.031		mg/Kg-dry	117656	1	08/27/2009 17:20	NH
cis-1,2-Dichloroethene	BRL	0.015		mg/Kg-dry	117656	1	08/27/2009 17:20	NH
cis-1,3-Dichloropropene	BRL	0.015		mg/Kg-dry	117656	1	08/27/2009 17:20	NH
Cyclohexane	BRL	0.015		mg/Kg-dry	117656	1	08/27/2009 17:20	NH
Dibromochloromethane	BRL	0.015		mg/Kg-dry	117656	1	08/27/2009 17:20	NH
Dichlorodifluoromethane	BRL	0.031		mg/Kg-dry	117656	1	08/27/2009 17:20	NH
Ethylbenzene	BRL	0.015		mg/Kg-dry	117656	1	08/27/2009 17:20	NH
Freon-113	BRL	0.031		mg/Kg-dry	117656	1	08/27/2009 17:20	NH
Isopropylbenzene	BRL	0.015		mg/Kg-dry	117656	1	08/27/2009 17:20	NH
m,p-Xylene	BRL	0.031		mg/Kg-dry	117656	1	08/27/2009 17:20	NH
Methyl acetate	BRL	0.015		mg/Kg-dry	117656	1	08/27/2009 17:20	NH
Methyl tert-butyl ether	BRL	0.015		mg/Kg-dry	117656	1	08/27/2009 17:20	NH
Methylcyclohexane	BRL	0.015		mg/Kg-dry	117656	1	08/27/2009 17:20	NH
Methylene chloride	BRL	0.015		mg/Kg-dry	117656	1	08/27/2009 17:20	NH
o-Xylene	BRL	0.015		mg/Kg-dry	117656	1	08/27/2009 17:20	NH

Qualifiers:

- * Value exceeds maximum contaminant level
- BRL Below reporting limit
- H Holding times for preparation or analysis exceeded
- N Analyte not NELAC certified
- B Analyte detected in the associated method blank
- > Greater than Result value
- E Estimated (value above quantitation range)
- S Spike Recovery outside limits due to matrix
- Narr See case narrative
- NC Not confirmed
- < Less than Result value

Analytical Environmental Services, Inc **Date:** 28-Aug-09

Client:	Peachtree Environmental	**Client Sample ID:**	TNB-0809-SB3(15-20')
Project:	Thomasville National Bank	**Collection Date:**	8/20/2009 9:15:00 AM
Lab ID:	0908G47-001	**Matrix:**	Soil

Analyses	Result	Reporting Limit	Qual	Units	BatchID	Dilution Factor	Date Analyzed	Analyst
TCL VOLATILE ORGANICS SW8260B				**(SW5035)**				
Styrene	BRL	0.015		mg/Kg-dry	117656	1	08/27/2009 17:20	NH
Tetrachloroethene	BRL	0.015		mg/Kg-dry	117656	1	08/27/2009 17:20	NH
Toluene	BRL	0.015		mg/Kg-dry	117656	1	08/27/2009 17:20	NH
trans-1,2-Dichloroethene	BRL	0.015		mg/Kg-dry	117656	1	08/27/2009 17:20	NH
trans-1,3-Dichloropropene	BRL	0.015		mg/Kg-dry	117656	1	08/27/2009 17:20	NH
Trichloroethene	BRL	0.015		mg/Kg-dry	117656	1	08/27/2009 17:20	NH
Trichlorofluoromethane	BRL	0.015		mg/Kg-dry	117656	1	08/27/2009 17:20	NH
Vinyl chloride	BRL	0.031		mg/Kg-dry	117656	1	08/27/2009 17:20	NH
Surr: 4-Bromofluorobenzene	104	53.1-130		%REC	117656	1	08/27/2009 17:20	NH
Surr: Dibromofluoromethane	100	61.4-159		%REC	117656	1	08/27/2009 17:20	NH
Surr: Toluene-d8	96.4	69.9-123		%REC	117656	1	08/27/2009 17:20	NH
PERCENT MOISTURE D2216								
Percent Moisture	28.5	0		wt%	R154550	1	08/26/2009 10:00	MS

Qualifiers:

*	Value exceeds maximum contaminant level	E	Estimated (value above quantitation range)
BRL	Below reporting limit	S	Spike Recovery outside limits due to matrix
H	Holding times for preparation or analysis exceeded	Narr	See case narrative
N	Analyte not NELAC certified	NC	Not confirmed
B	Analyte detected in the associated method blank	<	Less than Result value
>	Greater than Result value		

Analytical Environmental Services, Inc **Date:** 28-Aug-09

Client:	Peachtree Environmental	**Client Sample ID:**	TNB-0809-SB2(15-20')
Project:	Thomasville National Bank	**Collection Date:**	8/20/2009 12:25:00 PM
Lab ID:	0908G47-002	**Matrix:**	Soil

Analyses	Result	Reporting Limit	Qual	Units	BatchID	Dilution Factor	Date Analyzed	Analyst
TCL VOLATILE ORGANICS SW8260B				**(SW5035)**				
1,1,1-Trichloroethane	BRL	0.0089		mg/Kg-dry	117619	1	08/27/2009 17:45	NH
1,1,2,2-Tetrachloroethane	BRL	0.0089		mg/Kg-dry	117619	1	08/27/2009 17:45	NH
1,1,2-Trichloroethane	BRL	0.0089		mg/Kg-dry	117619	1	08/27/2009 17:45	NH
1,1-Dichloroethane	BRL	0.0089		mg/Kg-dry	117619	1	08/27/2009 17:45	NH
1,1-Dichloroethene	BRL	0.0089		mg/Kg-dry	117619	1	08/27/2009 17:45	NH
1,2,4-Trichlorobenzene	BRL	0.0089		mg/Kg-dry	117619	1	08/27/2009 17:45	NH
1,2-Dibromo-3-chloropropane	BRL	0.0089		mg/Kg-dry	117619	1	08/27/2009 17:45	NH
1,2-Dibromoethane	BRL	0.0089		mg/Kg-dry	117619	1	08/27/2009 17:45	NH
1,2-Dichlorobenzene	BRL	0.0089		mg/Kg-dry	117619	1	08/27/2009 17:45	NH
1,2-Dichloroethane	BRL	0.0089		mg/Kg-dry	117619	1	08/27/2009 17:45	NH
1,2-Dichloropropane	BRL	0.0089		mg/Kg-dry	117619	1	08/27/2009 17:45	NH
1,3-Dichlorobenzene	BRL	0.0089		mg/Kg-dry	117619	1	08/27/2009 17:45	NH
1,4-Dichlorobenzene	BRL	0.0089		mg/Kg-dry	117619	1	08/27/2009 17:45	NH
2-Butanone	BRL	0.089		mg/Kg-dry	117619	1	08/27/2009 17:45	NH
2-Hexanone	BRL	0.018		mg/Kg-dry	117619	1	08/27/2009 17:45	NH
4-Methyl-2-pentanone	BRL	0.018		mg/Kg-dry	117619	1	08/27/2009 17:45	NH
Acetone	BRL	0.18		mg/Kg-dry	117619	1	08/27/2009 17:45	NH
Benzene	BRL	0.0089		mg/Kg-dry	117619	1	08/27/2009 17:45	NH
Bromodichloromethane	BRL	0.0089		mg/Kg-dry	117619	1	08/27/2009 17:45	NH
Bromoform	BRL	0.0089		mg/Kg-dry	117619	1	08/27/2009 17:45	NH
Bromomethane	BRL	0.0089		mg/Kg-dry	117619	1	08/27/2009 17:45	NH
Carbon disulfide	BRL	0.018		mg/Kg-dry	117619	1	08/27/2009 17:45	NH
Carbon tetrachloride	BRL	0.0089		mg/Kg-dry	117619	1	08/27/2009 17:45	NH
Chlorobenzene	BRL	0.0089		mg/Kg-dry	117619	1	08/27/2009 17:45	NH
Chloroethane	BRL	0.018		mg/Kg-dry	117619	1	08/27/2009 17:45	NH
Chloroform	BRL	0.0089		mg/Kg-dry	117619	1	08/27/2009 17:45	NH
Chloromethane	BRL	0.018		mg/Kg-dry	117619	1	08/27/2009 17:45	NH
cis-1,2-Dichloroethene	BRL	0.0089		mg/Kg-dry	117619	1	08/27/2009 17:45	NH
cis-1,3-Dichloropropene	BRL	0.0089		mg/Kg-dry	117619	1	08/27/2009 17:45	NH
Cyclohexane	0.15	0.0089		mg/Kg-dry	117619	1	08/27/2009 17:45	NH
Dibromochloromethane	BRL	0.0089		mg/Kg-dry	117619	1	08/27/2009 17:45	NH
Dichlorodifluoromethane	BRL	0.018		mg/Kg-dry	117619	1	08/27/2009 17:45	NH
Ethylbenzene	1.4	0.0089	E	mg/Kg-dry	117619	1	08/27/2009 17:45	NH
Freon-113	BRL	0.018		mg/Kg-dry	117619	1	08/27/2009 17:45	NH
Isopropylbenzene	0.30	0.0089		mg/Kg-dry	117619	1	08/27/2009 17:45	NH
m,p-Xylene	4.4	0.018	E	mg/Kg-dry	117619	1	08/27/2009 17:45	NH
Methyl acetate	BRL	0.0089		mg/Kg-dry	117619	1	08/27/2009 17:45	NH
Methyl tert-butyl ether	BRL	0.0089		mg/Kg-dry	117619	1	08/27/2009 17:45	NH
Methylcyclohexane	0.51	0.0089	E	mg/Kg-dry	117619	1	08/27/2009 17:45	NH
Methylene chloride	BRL	0.0089		mg/Kg-dry	117619	1	08/27/2009 17:45	NH
o-Xylene	1.7	0.0089	E	mg/Kg-dry	117619	1	08/27/2009 17:45	NH

Qualifiers:

- * Value exceeds maximum contaminant level
- BRL Below reporting limit
- H Holding times for preparation or analysis exceeded
- N Analyte not NELAC certified
- B Analyte detected in the associated method blank
- > Greater than Result value
- E Estimated (value above quantitation range)
- S Spike Recovery outside limits due to matrix
- Narr See case narrative
- NC Not confirmed
- < Less than Result value

Analytical Environmental Services, Inc **Date:** 28-Aug-09

Client:	Peachtree Environmental	**Client Sample ID:**	TNB-0809-SB2(15-20')
Project:	Thomasville National Bank	**Collection Date:**	8/20/2009 12:25:00 PM
Lab ID:	0908G47-002	**Matrix:**	Soil

Analyses	Result	Reporting Limit	Qual	Units	BatchID	Dilution Factor	Date Analyzed	Analyst
TCL VOLATILE ORGANICS SW8260B				**(SW5035)**				
Styrene	BRL	0.0089		mg/Kg-dry	117619	1	08/27/2009 17:45	NH
Tetrachloroethene	0.018	0.0089		mg/Kg-dry	117619	1	08/27/2009 17:45	NH
Toluene	0.12	0.0089		mg/Kg-dry	117619	1	08/27/2009 17:45	NH
trans-1,2-Dichloroethene	BRL	0.0089		mg/Kg-dry	117619	1	08/27/2009 17:45	NH
trans-1,3-Dichloropropene	BRL	0.0089		mg/Kg-dry	117619	1	08/27/2009 17:45	NH
Trichloroethene	BRL	0.0089		mg/Kg-dry	117619	1	08/27/2009 17:45	NH
Trichlorofluoromethane	BRL	0.0089		mg/Kg-dry	117619	1	08/27/2009 17:45	NH
Vinyl chloride	BRL	0.018		mg/Kg-dry	117619	1	08/27/2009 17:45	NH
Surr: 4-Bromofluorobenzene	159	53.1-130	S	%REC	117619	1	08/27/2009 17:45	NH
Surr: Dibromofluoromethane	108	61.4-159		%REC	117619	1	08/27/2009 17:45	NH
Surr: Toluene-d8	111	69.9-123		%REC	117619	1	08/27/2009 17:45	NH
PERCENT MOISTURE D2216								
Percent Moisture	17.9	0		wt%	R154550	1	08/26/2009 10:00	MS

Qualifiers:

*	Value exceeds maximum contaminant level	E	Estimated (value above quantitation range)
BRL	Below reporting limit	S	Spike Recovery outside limits due to matrix
H	Holding times for preparation or analysis exceeded	Narr	See case narrative
N	Analyte not NELAC certified	NC	Not confirmed
B	Analyte detected in the associated method blank	<	Less than Result value
>	Greater than Result value		

Analytical Environmental Services, Inc **Date:** 28-Aug-09

Client:	Peachtree Environmental	**Client Sample ID:**	TNB-0809-MW3
Project:	Thomasville National Bank	**Collection Date:**	8/20/2009 1:05:00 PM
Lab ID:	0908G47-003	**Matrix:**	Groundwater

Analyses	Result	Reporting Limit	Qual	Units	BatchID	Dilution Factor	Date Analyzed	Analyst
TCL VOLATILE ORGANICS SW8260B				**(SW5030B)**				
1,1,1-Trichloroethane	BRL	5.0		ug/L	117622	1	08/26/2009 07:50	JT
1,1,2,2-Tetrachloroethane	BRL	5.0		ug/L	117622	1	08/26/2009 07:50	JT
1,1,2-Trichloroethane	BRL	5.0		ug/L	117622	1	08/26/2009 07:50	JT
1,1-Dichloroethane	BRL	5.0		ug/L	117622	1	08/26/2009 07:50	JT
1,1-Dichloroethene	BRL	5.0		ug/L	117622	1	08/26/2009 07:50	JT
1,2,4-Trichlorobenzene	BRL	5.0		ug/L	117622	1	08/26/2009 07:50	JT
1,2-Dibromo-3-chloropropane	BRL	5.0		ug/L	117622	1	08/26/2009 07:50	JT
1,2-Dibromoethane	BRL	5.0		ug/L	117622	1	08/26/2009 07:50	JT
1,2-Dichlorobenzene	BRL	5.0		ug/L	117622	1	08/26/2009 07:50	JT
1,2-Dichloroethane	BRL	5.0		ug/L	117622	1	08/26/2009 07:50	JT
1,2-Dichloropropane	BRL	5.0		ug/L	117622	1	08/26/2009 07:50	JT
1,3-Dichlorobenzene	BRL	5.0		ug/L	117622	1	08/26/2009 07:50	JT
1,4-Dichlorobenzene	BRL	5.0		ug/L	117622	1	08/26/2009 07:50	JT
2-Butanone	BRL	50		ug/L	117622	1	08/26/2009 07:50	JT
2-Hexanone	BRL	10		ug/L	117622	1	08/26/2009 07:50	JT
4-Methyl-2-pentanone	BRL	10		ug/L	117622	1	08/26/2009 07:50	JT
Acetone	BRL	50		ug/L	117622	1	08/26/2009 07:50	JT
Benzene	BRL	5.0		ug/L	117622	1	08/26/2009 07:50	JT
Bromodichloromethane	BRL	5.0		ug/L	117622	1	08/26/2009 07:50	JT
Bromoform	BRL	5.0		ug/L	117622	1	08/26/2009 07:50	JT
Bromomethane	BRL	5.0		ug/L	117622	1	08/26/2009 07:50	JT
Carbon disulfide	BRL	5.0		ug/L	117622	1	08/26/2009 07:50	JT
Carbon tetrachloride	BRL	5.0		ug/L	117622	1	08/26/2009 07:50	JT
Chlorobenzene	BRL	5.0		ug/L	117622	1	08/26/2009 07:50	JT
Chloroethane	BRL	10		ug/L	117622	1	08/26/2009 07:50	JT
Chloroform	BRL	5.0		ug/L	117622	1	08/26/2009 07:50	JT
Chloromethane	BRL	10		ug/L	117622	1	08/26/2009 07:50	JT
cis-1,2-Dichloroethene	15	5.0		ug/L	117622	1	08/26/2009 07:50	JT
cis-1,3-Dichloropropene	BRL	5.0		ug/L	117622	1	08/26/2009 07:50	JT
Cyclohexane	BRL	5.0		ug/L	117622	1	08/26/2009 07:50	JT
Dibromochloromethane	BRL	5.0		ug/L	117622	1	08/26/2009 07:50	JT
Dichlorodifluoromethane	BRL	10		ug/L	117622	1	08/26/2009 07:50	JT
Ethylbenzene	BRL	5.0		ug/L	117622	1	08/26/2009 07:50	JT
Freon-113	BRL	10		ug/L	117622	1	08/26/2009 07:50	JT
Isopropylbenzene	BRL	5.0		ug/L	117622	1	08/26/2009 07:50	JT
m,p-Xylene	BRL	10		ug/L	117622	1	08/26/2009 07:50	JT
Methyl acetate	BRL	5.0		ug/L	117622	1	08/26/2009 07:50	JT
Methyl tert-butyl ether	BRL	5.0		ug/L	117622	1	08/26/2009 07:50	JT
Methylcyclohexane	BRL	5.0		ug/L	117622	1	08/26/2009 07:50	JT
Methylene chloride	BRL	5.0		ug/L	117622	1	08/26/2009 07:50	JT
o-Xylene	BRL	5.0		ug/L	117622	1	08/26/2009 07:50	JT

Qualifiers:

- * Value exceeds maximum contaminant level
- BRL Below reporting limit
- H Holding times for preparation or analysis exceeded
- N Analyte not NELAC certified
- B Analyte detected in the associated method blank
- > Greater than Result value
- E Estimated (value above quantitation range)
- S Spike Recovery outside limits due to matrix
- Narr See case narrative
- NC Not confirmed
- < Less than Result value

Analytical Environmental Services, Inc **Date:** 28-Aug-09

Client:	Peachtree Environmental	**Client Sample ID:**	TNB-0809-MW3
Project:	Thomasville National Bank	**Collection Date:**	8/20/2009 1:05:00 PM
Lab ID:	0908G47-003	**Matrix:**	Groundwater

Analyses	Result	Reporting Limit	Qual	Units	BatchID	Dilution Factor	Date Analyzed	Analyst
TCL VOLATILE ORGANICS SW8260B				**(SW5030B)**				
Styrene	BRL	5.0		ug/L	117622	1	08/26/2009 07:50	JT
Tetrachloroethene	60	5.0		ug/L	117622	1	08/26/2009 07:50	JT
Toluene	BRL	5.0		ug/L	117622	1	08/26/2009 07:50	JT
trans-1,2-Dichloroethene	BRL	5.0		ug/L	117622	1	08/26/2009 07:50	JT
trans-1,3-Dichloropropene	BRL	5.0		ug/L	117622	1	08/26/2009 07:50	JT
Trichloroethene	15	5.0		ug/L	117622	1	08/26/2009 07:50	JT
Trichlorofluoromethane	BRL	5.0		ug/L	117622	1	08/26/2009 07:50	JT
Vinyl chloride	BRL	2.0		ug/L	117622	1	08/26/2009 07:50	JT
Surr: 4-Bromofluorobenzene	103	61.3-128		%REC	117622	1	08/26/2009 07:50	JT
Surr: Dibromofluoromethane	123	67.8-130		%REC	117622	1	08/26/2009 07:50	JT
Surr: Toluene-d8	101	70.6-121		%REC	117622	1	08/26/2009 07:50	JT

Qualifiers:

*	Value exceeds maximum contaminant level	E	Estimated (value above quantitation range)
BRL	Below reporting limit	S	Spike Recovery outside limits due to matrix
H	Holding times for preparation or analysis exceeded	Narr	See case narrative
N	Analyte not NELAC certified	NC	Not confirmed
B	Analyte detected in the associated method blank	<	Less than Result value
>	Greater than Result value		

Analytical Environmental Services, Inc **Date:** 28-Aug-09

Client:	Peachtree Environmental	**Client Sample ID:**	TNB-0809-SB1(15-20')
Project:	Thomasville National Bank	**Collection Date:**	8/20/2009 4:00:00 PM
Lab ID:	0908G47-004	**Matrix:**	Soil

Analyses	Result	Reporting Limit	Qual	Units	BatchID	Dilution Factor	Date Analyzed	Analyst
TCL VOLATILE ORGANICS SW8260B				**(SW5035)**				
1,1,1-Trichloroethane	BRL	0.0069		mg/Kg-dry	117656	1	08/25/2009 23:35	SD
1,1,2,2-Tetrachloroethane	BRL	0.0069		mg/Kg-dry	117656	1	08/25/2009 23:35	SD
1,1,2-Trichloroethane	BRL	0.0069		mg/Kg-dry	117656	1	08/25/2009 23:35	SD
1,1-Dichloroethane	BRL	0.0069		mg/Kg-dry	117656	1	08/25/2009 23:35	SD
1,1-Dichloroethene	BRL	0.0069		mg/Kg-dry	117656	1	08/25/2009 23:35	SD
1,2,4-Trichlorobenzene	BRL	0.0069		mg/Kg-dry	117656	1	08/25/2009 23:35	SD
1,2-Dibromo-3-chloropropane	BRL	0.0069		mg/Kg-dry	117656	1	08/25/2009 23:35	SD
1,2-Dibromoethane	BRL	0.0069		mg/Kg-dry	117656	1	08/25/2009 23:35	SD
1,2-Dichlorobenzene	BRL	0.0069		mg/Kg-dry	117656	1	08/25/2009 23:35	SD
1,2-Dichloroethane	BRL	0.0069		mg/Kg-dry	117656	1	08/25/2009 23:35	SD
1,2-Dichloropropane	BRL	0.0069		mg/Kg-dry	117656	1	08/25/2009 23:35	SD
1,3-Dichlorobenzene	BRL	0.0069		mg/Kg-dry	117656	1	08/25/2009 23:35	SD
1,4-Dichlorobenzene	BRL	0.0069		mg/Kg-dry	117656	1	08/25/2009 23:35	SD
2-Butanone	BRL	0.069		mg/Kg-dry	117656	1	08/25/2009 23:35	SD
2-Hexanone	BRL	0.014		mg/Kg-dry	117656	1	08/25/2009 23:35	SD
4-Methyl-2-pentanone	BRL	0.014		mg/Kg-dry	117656	1	08/25/2009 23:35	SD
Acetone	BRL	0.14		mg/Kg-dry	117656	1	08/25/2009 23:35	SD
Benzene	BRL	0.0069		mg/Kg-dry	117656	1	08/25/2009 23:35	SD
Bromodichloromethane	BRL	0.0069		mg/Kg-dry	117656	1	08/25/2009 23:35	SD
Bromoform	BRL	0.0069		mg/Kg-dry	117656	1	08/25/2009 23:35	SD
Bromomethane	BRL	0.0069		mg/Kg-dry	117656	1	08/25/2009 23:35	SD
Carbon disulfide	BRL	0.014		mg/Kg-dry	117656	1	08/25/2009 23:35	SD
Carbon tetrachloride	BRL	0.0069		mg/Kg-dry	117656	1	08/25/2009 23:35	SD
Chlorobenzene	BRL	0.0069		mg/Kg-dry	117656	1	08/25/2009 23:35	SD
Chloroethane	BRL	0.014		mg/Kg-dry	117656	1	08/25/2009 23:35	SD
Chloroform	BRL	0.0069		mg/Kg-dry	117656	1	08/25/2009 23:35	SD
Chloromethane	BRL	0.014		mg/Kg-dry	117656	1	08/25/2009 23:35	SD
cis-1,2-Dichloroethene	BRL	0.0069		mg/Kg-dry	117656	1	08/25/2009 23:35	SD
cis-1,3-Dichloropropene	BRL	0.0069		mg/Kg-dry	117656	1	08/25/2009 23:35	SD
Cyclohexane	BRL	0.0069		mg/Kg-dry	117656	1	08/25/2009 23:35	SD
Dibromochloromethane	BRL	0.0069		mg/Kg-dry	117656	1	08/25/2009 23:35	SD
Dichlorodifluoromethane	BRL	0.014		mg/Kg-dry	117656	1	08/25/2009 23:35	SD
Ethylbenzene	BRL	0.0069		mg/Kg-dry	117656	1	08/25/2009 23:35	SD
Freon-113	BRL	0.014		mg/Kg-dry	117656	1	08/25/2009 23:35	SD
Isopropylbenzene	BRL	0.0069		mg/Kg-dry	117656	1	08/25/2009 23:35	SD
m,p-Xylene	BRL	0.014		mg/Kg-dry	117656	1	08/25/2009 23:35	SD
Methyl acetate	BRL	0.0069		mg/Kg-dry	117656	1	08/25/2009 23:35	SD
Methyl tert-butyl ether	BRL	0.0069		mg/Kg-dry	117656	1	08/25/2009 23:35	SD
Methylcyclohexane	BRL	0.0069		mg/Kg-dry	117656	1	08/25/2009 23:35	SD
Methylene chloride	BRL	0.0069		mg/Kg-dry	117656	1	08/25/2009 23:35	SD
o-Xylene	BRL	0.0069		mg/Kg-dry	117656	1	08/25/2009 23:35	SD

Qualifiers:

*	Value exceeds maximum contaminant level	E	Estimated (value above quantitation range)
BRL	Below reporting limit	S	Spike Recovery outside limits due to matrix
H	Holding times for preparation or analysis exceeded	Narr	See case narrative
N	Analyte not NELAC certified	NC	Not confirmed
B	Analyte detected in the associated method blank	<	Less than Result value
>	Greater than Result value		

Analytical Environmental Services, Inc **Date:** 28-Aug-09

Client:	Peachtree Environmental	**Client Sample ID:**	TNB-0809-SB1(15-20')
Project:	Thomasville National Bank	**Collection Date:**	8/20/2009 4:00:00 PM
Lab ID:	0908G47-004	**Matrix:**	Soil

Analyses	Result	Reporting Limit	Qual	Units	BatchID	Dilution Factor	Date Analyzed	Analyst
TCL VOLATILE ORGANICS SW8260B				**(SW5035)**				
Styrene	BRL	0.0069		mg/Kg-dry	117656	1	08/25/2009 23:35	SD
Tetrachloroethene	BRL	0.0069		mg/Kg-dry	117656	1	08/25/2009 23:35	SD
Toluene	BRL	0.0069		mg/Kg-dry	117656	1	08/25/2009 23:35	SD
trans-1,2-Dichloroethene	BRL	0.0069		mg/Kg-dry	117656	1	08/25/2009 23:35	SD
trans-1,3-Dichloropropene	BRL	0.0069		mg/Kg-dry	117656	1	08/25/2009 23:35	SD
Trichloroethene	BRL	0.0069		mg/Kg-dry	117656	1	08/25/2009 23:35	SD
Trichlorofluoromethane	BRL	0.0069		mg/Kg-dry	117656	1	08/25/2009 23:35	SD
Vinyl chloride	BRL	0.014		mg/Kg-dry	117656	1	08/25/2009 23:35	SD
Surr: 4-Bromofluorobenzene	114	53.1-130		%REC	117656	1	08/25/2009 23:35	SD
Surr: Dibromofluoromethane	98.2	61.4-159		%REC	117656	1	08/25/2009 23:35	SD
Surr: Toluene-d8	94.9	69.9-123		%REC	117656	1	08/25/2009 23:35	SD
PERCENT MOISTURE D2216								
Percent Moisture	10.1	0		wt%	R154550	1	08/26/2009 10:00	MS

Qualifiers:

*	Value exceeds maximum contaminant level	E	Estimated (value above quantitation range)
BRL	Below reporting limit	S	Spike Recovery outside limits due to matrix
H	Holding times for preparation or analysis exceeded	Narr	See case narrative
N	Analyte not NELAC certified	NC	Not confirmed
B	Analyte detected in the associated method blank	<	Less than Result value
>	Greater than Result value		

Analytical Environmental Services, Inc **Date:** 28-Aug-09

Client:	Peachtree Environmental	**Client Sample ID:**	TNB-0809-MW2
Project:	Thomasville National Bank	**Collection Date:**	8/20/2009 5:30:00 PM
Lab ID:	0908G47-005	**Matrix:**	Groundwater

Analyses	Result	Reporting Limit	Qual	Units	BatchID	Dilution Factor	Date Analyzed	Analyst
TCL VOLATILE ORGANICS SW8260B				**(SW5030B)**				
1,1,1-Trichloroethane	BRL	5.0		ug/L	117622	1	08/26/2009 08:18	JT
1,1,2,2-Tetrachloroethane	BRL	5.0		ug/L	117622	1	08/26/2009 08:18	JT
1,1,2-Trichloroethane	BRL	5.0		ug/L	117622	1	08/26/2009 08:18	JT
1,1-Dichloroethane	BRL	5.0		ug/L	117622	1	08/26/2009 08:18	JT
1,1-Dichloroethene	BRL	5.0		ug/L	117622	1	08/26/2009 08:18	JT
1,2,4-Trichlorobenzene	BRL	5.0		ug/L	117622	1	08/26/2009 08:18	JT
1,2-Dibromo-3-chloropropane	BRL	5.0		ug/L	117622	1	08/26/2009 08:18	JT
1,2-Dibromoethane	BRL	5.0		ug/L	117622	1	08/26/2009 08:18	JT
1,2-Dichlorobenzene	BRL	5.0		ug/L	117622	1	08/26/2009 08:18	JT
1,2-Dichloroethane	BRL	5.0		ug/L	117622	1	08/26/2009 08:18	JT
1,2-Dichloropropane	BRL	5.0		ug/L	117622	1	08/26/2009 08:18	JT
1,3-Dichlorobenzene	BRL	5.0		ug/L	117622	1	08/26/2009 08:18	JT
1,4-Dichlorobenzene	BRL	5.0		ug/L	117622	1	08/26/2009 08:18	JT
2-Butanone	BRL	50		ug/L	117622	1	08/26/2009 08:18	JT
2-Hexanone	BRL	10		ug/L	117622	1	08/26/2009 08:18	JT
4-Methyl-2-pentanone	BRL	10		ug/L	117622	1	08/26/2009 08:18	JT
Acetone	BRL	50		ug/L	117622	1	08/26/2009 08:18	JT
Benzene	15	5.0		ug/L	117622	1	08/26/2009 08:18	JT
Bromodichloromethane	BRL	5.0		ug/L	117622	1	08/26/2009 08:18	JT
Bromoform	BRL	5.0		ug/L	117622	1	08/26/2009 08:18	JT
Bromomethane	BRL	5.0		ug/L	117622	1	08/26/2009 08:18	JT
Carbon disulfide	BRL	5.0		ug/L	117622	1	08/26/2009 08:18	JT
Carbon tetrachloride	BRL	5.0		ug/L	117622	1	08/26/2009 08:18	JT
Chlorobenzene	BRL	5.0		ug/L	117622	1	08/26/2009 08:18	JT
Chloroethane	BRL	10		ug/L	117622	1	08/26/2009 08:18	JT
Chloroform	BRL	5.0		ug/L	117622	1	08/26/2009 08:18	JT
Chloromethane	BRL	10		ug/L	117622	1	08/26/2009 08:18	JT
cis-1,2-Dichloroethene	12	5.0		ug/L	117622	1	08/26/2009 08:18	JT
cis-1,3-Dichloropropene	BRL	5.0		ug/L	117622	1	08/26/2009 08:18	JT
Cyclohexane	130	5.0		ug/L	117622	1	08/26/2009 08:18	JT
Dibromochloromethane	BRL	5.0		ug/L	117622	1	08/26/2009 08:18	JT
Dichlorodifluoromethane	BRL	10		ug/L	117622	1	08/26/2009 08:18	JT
Ethylbenzene	500	50		ug/L	117622	10	08/26/2009 18:05	JT
Freon-113	BRL	10		ug/L	117622	1	08/26/2009 08:18	JT
Isopropylbenzene	41	5.0		ug/L	117622	1	08/26/2009 08:18	JT
m,p-Xylene	1700	100		ug/L	117622	10	08/26/2009 18:05	JT
Methyl acetate	BRL	5.0		ug/L	117622	1	08/26/2009 08:18	JT
Methyl tert-butyl ether	90	5.0		ug/L	117622	1	08/26/2009 08:18	JT
Methylcyclohexane	190	5.0		ug/L	117622	1	08/26/2009 08:18	JT
Methylene chloride	BRL	5.0		ug/L	117622	1	08/26/2009 08:18	JT
o-Xylene	730	50		ug/L	117622	10	08/26/2009 18:05	JT

Qualifiers:

- * Value exceeds maximum contaminant level
- BRL Below reporting limit
- H Holding times for preparation or analysis exceeded
- N Analyte not NELAC certified
- B Analyte detected in the associated method blank
- > Greater than Result value
- E Estimated (value above quantitation range)
- S Spike Recovery outside limits due to matrix
- Narr See case narrative
- NC Not confirmed
- < Less than Result value

Analytical Environmental Services, Inc **Date:** 28-Aug-09

Client:	Peachtree Environmental	**Client Sample ID:**	TNB-0809-MW2
Project:	Thomasville National Bank	**Collection Date:**	8/20/2009 5:30:00 PM
Lab ID:	0908G47-005	**Matrix:**	Groundwater

Analyses	Result	Reporting Limit	Qual	Units	BatchID	Dilution Factor	Date Analyzed	Analyst
TCL VOLATILE ORGANICS SW8260B				**(SW5030B)**				
Styrene	BRL	5.0		ug/L	117622	1	08/26/2009 08:18	JT
Tetrachloroethene	19	5.0		ug/L	117622	1	08/26/2009 08:18	JT
Toluene	1600	50		ug/L	117622	10	08/26/2009 18:05	JT
trans-1,2-Dichloroethene	BRL	5.0		ug/L	117622	1	08/26/2009 08:18	JT
trans-1,3-Dichloropropene	BRL	5.0		ug/L	117622	1	08/26/2009 08:18	JT
Trichloroethene	12	5.0		ug/L	117622	1	08/26/2009 08:18	JT
Trichlorofluoromethane	BRL	5.0		ug/L	117622	1	08/26/2009 08:18	JT
Vinyl chloride	BRL	2.0		ug/L	117622	1	08/26/2009 08:18	JT
Surr: 4-Bromofluorobenzene	113	61.3-128		%REC	117622	1	08/26/2009 08:18	JT
Surr: 4-Bromofluorobenzene	113	61.3-128		%REC	117622	10	08/26/2009 18:05	JT
Surr: Dibromofluoromethane	99	67.8-130		%REC	117622	10	08/26/2009 18:05	JT
Surr: Dibromofluoromethane	104	67.8-130		%REC	117622	1	08/26/2009 08:18	JT
Surr: Toluene-d8	96.7	70.6-121		%REC	117622	10	08/26/2009 18:05	JT
Surr: Toluene-d8	107	70.6-121		%REC	117622	1	08/26/2009 08:18	JT

Qualifiers:

*	Value exceeds maximum contaminant level	E	Estimated (value above quantitation range)
BRL	Below reporting limit	S	Spike Recovery outside limits due to matrix
H	Holding times for preparation or analysis exceeded	Narr	See case narrative
N	Analyte not NELAC certified	NC	Not confirmed
B	Analyte detected in the associated method blank	<	Less than Result value
>	Greater than Result value		

Analytical Environmental Services, Inc **Date:** 28-Aug-09

Client:	Peachtree Environmental	**Client Sample ID:**	TNB-0809-MW1
Project:	Thomasville National Bank	**Collection Date:**	8/20/2009 6:25:00 PM
Lab ID:	0908G47-006	**Matrix:**	Groundwater

Analyses	Result	Reporting Limit	Qual	Units	BatchID	Dilution Factor	Date Analyzed	Analyst
TCL VOLATILE ORGANICS SW8260B				**(SW5030B)**				
1,1,1-Trichloroethane	BRL	5.0		ug/L	117622	1	08/26/2009 03:49	JT
1,1,2,2-Tetrachloroethane	BRL	5.0		ug/L	117622	1	08/26/2009 03:49	JT
1,1,2-Trichloroethane	BRL	5.0		ug/L	117622	1	08/26/2009 03:49	JT
1,1-Dichloroethane	BRL	5.0		ug/L	117622	1	08/26/2009 03:49	JT
1,1-Dichloroethene	BRL	5.0		ug/L	117622	1	08/26/2009 03:49	JT
1,2,4-Trichlorobenzene	BRL	5.0		ug/L	117622	1	08/26/2009 03:49	JT
1,2-Dibromo-3-chloropropane	BRL	5.0		ug/L	117622	1	08/26/2009 03:49	JT
1,2-Dibromoethane	BRL	5.0		ug/L	117622	1	08/26/2009 03:49	JT
1,2-Dichlorobenzene	BRL	5.0		ug/L	117622	1	08/26/2009 03:49	JT
1,2-Dichloroethane	BRL	5.0		ug/L	117622	1	08/26/2009 03:49	JT
1,2-Dichloropropane	BRL	5.0		ug/L	117622	1	08/26/2009 03:49	JT
1,3-Dichlorobenzene	BRL	5.0		ug/L	117622	1	08/26/2009 03:49	JT
1,4-Dichlorobenzene	BRL	5.0		ug/L	117622	1	08/26/2009 03:49	JT
2-Butanone	BRL	50		ug/L	117622	1	08/26/2009 03:49	JT
2-Hexanone	BRL	10		ug/L	117622	1	08/26/2009 03:49	JT
4-Methyl-2-pentanone	BRL	10		ug/L	117622	1	08/26/2009 03:49	JT
Acetone	BRL	50		ug/L	117622	1	08/26/2009 03:49	JT
Benzene	BRL	5.0		ug/L	117622	1	08/26/2009 03:49	JT
Bromodichloromethane	BRL	5.0		ug/L	117622	1	08/26/2009 03:49	JT
Bromoform	BRL	5.0		ug/L	117622	1	08/26/2009 03:49	JT
Bromomethane	BRL	5.0		ug/L	117622	1	08/26/2009 03:49	JT
Carbon disulfide	BRL	5.0		ug/L	117622	1	08/26/2009 03:49	JT
Carbon tetrachloride	BRL	5.0		ug/L	117622	1	08/26/2009 03:49	JT
Chlorobenzene	BRL	5.0		ug/L	117622	1	08/26/2009 03:49	JT
Chloroethane	BRL	10		ug/L	117622	1	08/26/2009 03:49	JT
Chloroform	BRL	5.0		ug/L	117622	1	08/26/2009 03:49	JT
Chloromethane	BRL	10		ug/L	117622	1	08/26/2009 03:49	JT
cis-1,2-Dichloroethene	BRL	5.0		ug/L	117622	1	08/26/2009 03:49	JT
cis-1,3-Dichloropropene	BRL	5.0		ug/L	117622	1	08/26/2009 03:49	JT
Cyclohexane	BRL	5.0		ug/L	117622	1	08/26/2009 03:49	JT
Dibromochloromethane	BRL	5.0		ug/L	117622	1	08/26/2009 03:49	JT
Dichlorodifluoromethane	BRL	10		ug/L	117622	1	08/26/2009 03:49	JT
Ethylbenzene	BRL	5.0		ug/L	117622	1	08/26/2009 03:49	JT
Freon-113	BRL	10		ug/L	117622	1	08/26/2009 03:49	JT
Isopropylbenzene	BRL	5.0		ug/L	117622	1	08/26/2009 03:49	JT
m,p-Xylene	BRL	10		ug/L	117622	1	08/26/2009 03:49	JT
Methyl acetate	BRL	5.0		ug/L	117622	1	08/26/2009 03:49	JT
Methyl tert-butyl ether	BRL	5.0		ug/L	117622	1	08/26/2009 03:49	JT
Methylcyclohexane	BRL	5.0		ug/L	117622	1	08/26/2009 03:49	JT
Methylene chloride	BRL	5.0		ug/L	117622	1	08/26/2009 03:49	JT
o-Xylene	BRL	5.0		ug/L	117622	1	08/26/2009 03:49	JT

Qualifiers:

- * Value exceeds maximum contaminant level
- BRL Below reporting limit
- H Holding times for preparation or analysis exceeded
- N Analyte not NELAC certified
- B Analyte detected in the associated method blank
- > Greater than Result value
- E Estimated (value above quantitation range)
- S Spike Recovery outside limits due to matrix
- Narr See case narrative
- NC Not confirmed
- < Less than Result value

Analytical Environmental Services, Inc **Date:** 28-Aug-09

Client:	Peachtree Environmental	**Client Sample ID:**	TNB-0809-MW1
Project:	Thomasville National Bank	**Collection Date:**	8/20/2009 6:25:00 PM
Lab ID:	0908G47-006	**Matrix:**	Groundwater

Analyses	Result	Reporting Limit	Qual	Units	BatchID	Dilution Factor	Date Analyzed	Analyst
TCL VOLATILE ORGANICS SW8260B				**(SW5030B)**				
Styrene	BRL	5.0		ug/L	117622	1	08/26/2009 03:49	JT
Tetrachloroethene	BRL	5.0		ug/L	117622	1	08/26/2009 03:49	JT
Toluene	BRL	5.0		ug/L	117622	1	08/26/2009 03:49	JT
trans-1,2-Dichloroethene	BRL	5.0		ug/L	117622	1	08/26/2009 03:49	JT
trans-1,3-Dichloropropene	BRL	5.0		ug/L	117622	1	08/26/2009 03:49	JT
Trichloroethene	BRL	5.0		ug/L	117622	1	08/26/2009 03:49	JT
Trichlorofluoromethane	BRL	5.0		ug/L	117622	1	08/26/2009 03:49	JT
Vinyl chloride	BRL	2.0		ug/L	117622	1	08/26/2009 03:49	JT
Surr: 4-Bromofluorobenzene	98.8	61.3-128		%REC	117622	1	08/26/2009 03:49	JT
Surr: Dibromofluoromethane	125	67.8-130		%REC	117622	1	08/26/2009 03:49	JT
Surr: Toluene-d8	104	70.6-121		%REC	117622	1	08/26/2009 03:49	JT

Qualifiers:

*	Value exceeds maximum contaminant level	E	Estimated (value above quantitation range)
BRL	Below reporting limit	S	Spike Recovery outside limits due to matrix
H	Holding times for preparation or analysis exceeded	Narr	See case narrative
N	Analyte not NELAC certified	NC	Not confirmed
B	Analyte detected in the associated method blank	<	Less than Result value
>	Greater than Result value		

Analytical Environmental Services, Inc **Date:** 28-Aug-09

Client:	Peachtree Environmental	**Client Sample ID:**	TNB-0809-SB5(15-20')
Project:	Thomasville National Bank	**Collection Date:**	8/20/2009 7:10:00 PM
Lab ID:	0908G47-007	**Matrix:**	Soil

Analyses	Result	Reporting Limit	Qual	Units	BatchID	Dilution Factor	Date Analyzed	Analyst
TCL VOLATILE ORGANICS SW8260B				**(SW5035)**				
1,1,1-Trichloroethane	BRL	0.0063		mg/Kg-dry	117656	1	08/26/2009 00:01	SD
1,1,2,2-Tetrachloroethane	BRL	0.0063		mg/Kg-dry	117656	1	08/26/2009 00:01	SD
1,1,2-Trichloroethane	BRL	0.0063		mg/Kg-dry	117656	1	08/26/2009 00:01	SD
1,1-Dichloroethane	BRL	0.0063		mg/Kg-dry	117656	1	08/26/2009 00:01	SD
1,1-Dichloroethene	BRL	0.0063		mg/Kg-dry	117656	1	08/26/2009 00:01	SD
1,2,4-Trichlorobenzene	BRL	0.0063		mg/Kg-dry	117656	1	08/26/2009 00:01	SD
1,2-Dibromo-3-chloropropane	BRL	0.0063		mg/Kg-dry	117656	1	08/26/2009 00:01	SD
1,2-Dibromoethane	BRL	0.0063		mg/Kg-dry	117656	1	08/26/2009 00:01	SD
1,2-Dichlorobenzene	BRL	0.0063		mg/Kg-dry	117656	1	08/26/2009 00:01	SD
1,2-Dichloroethane	BRL	0.0063		mg/Kg-dry	117656	1	08/26/2009 00:01	SD
1,2-Dichloropropane	BRL	0.0063		mg/Kg-dry	117656	1	08/26/2009 00:01	SD
1,3-Dichlorobenzene	BRL	0.0063		mg/Kg-dry	117656	1	08/26/2009 00:01	SD
1,4-Dichlorobenzene	BRL	0.0063		mg/Kg-dry	117656	1	08/26/2009 00:01	SD
2-Butanone	BRL	0.063		mg/Kg-dry	117656	1	08/26/2009 00:01	SD
2-Hexanone	BRL	0.013		mg/Kg-dry	117656	1	08/26/2009 00:01	SD
4-Methyl-2-pentanone	BRL	0.013		mg/Kg-dry	117656	1	08/26/2009 00:01	SD
Acetone	BRL	0.13		mg/Kg-dry	117656	1	08/26/2009 00:01	SD
Benzene	BRL	0.0063		mg/Kg-dry	117656	1	08/26/2009 00:01	SD
Bromodichloromethane	BRL	0.0063		mg/Kg-dry	117656	1	08/26/2009 00:01	SD
Bromoform	BRL	0.0063		mg/Kg-dry	117656	1	08/26/2009 00:01	SD
Bromomethane	BRL	0.0063		mg/Kg-dry	117656	1	08/26/2009 00:01	SD
Carbon disulfide	BRL	0.013		mg/Kg-dry	117656	1	08/26/2009 00:01	SD
Carbon tetrachloride	BRL	0.0063		mg/Kg-dry	117656	1	08/26/2009 00:01	SD
Chlorobenzene	BRL	0.0063		mg/Kg-dry	117656	1	08/26/2009 00:01	SD
Chloroethane	BRL	0.013		mg/Kg-dry	117656	1	08/26/2009 00:01	SD
Chloroform	BRL	0.0063		mg/Kg-dry	117656	1	08/26/2009 00:01	SD
Chloromethane	BRL	0.013		mg/Kg-dry	117656	1	08/26/2009 00:01	SD
cis-1,2-Dichloroethene	BRL	0.0063		mg/Kg-dry	117656	1	08/26/2009 00:01	SD
cis-1,3-Dichloropropene	BRL	0.0063		mg/Kg-dry	117656	1	08/26/2009 00:01	SD
Cyclohexane	BRL	0.0063		mg/Kg-dry	117656	1	08/26/2009 00:01	SD
Dibromochloromethane	BRL	0.0063		mg/Kg-dry	117656	1	08/26/2009 00:01	SD
Dichlorodifluoromethane	BRL	0.013		mg/Kg-dry	117656	1	08/26/2009 00:01	SD
Ethylbenzene	BRL	0.0063		mg/Kg-dry	117656	1	08/26/2009 00:01	SD
Freon-113	BRL	0.013		mg/Kg-dry	117656	1	08/26/2009 00:01	SD
Isopropylbenzene	BRL	0.0063		mg/Kg-dry	117656	1	08/26/2009 00:01	SD
m,p-Xylene	BRL	0.013		mg/Kg-dry	117656	1	08/26/2009 00:01	SD
Methyl acetate	BRL	0.0063		mg/Kg-dry	117656	1	08/26/2009 00:01	SD
Methyl tert-butyl ether	BRL	0.0063		mg/Kg-dry	117656	1	08/26/2009 00:01	SD
Methylcyclohexane	BRL	0.0063		mg/Kg-dry	117656	1	08/26/2009 00:01	SD
Methylene chloride	BRL	0.0063		mg/Kg-dry	117656	1	08/26/2009 00:01	SD
o-Xylene	BRL	0.0063		mg/Kg-dry	117656	1	08/26/2009 00:01	SD

Qualifiers:

*	Value exceeds maximum contaminant level	E	Estimated (value above quantitation range)
BRL	Below reporting limit	S	Spike Recovery outside limits due to matrix
H	Holding times for preparation or analysis exceeded	Narr	See case narrative
N	Analyte not NELAC certified	NC	Not confirmed
B	Analyte detected in the associated method blank	<	Less than Result value
>	Greater than Result value		

Analytical Environmental Services, Inc **Date:** 28-Aug-09

Client:	Peachtree Environmental	**Client Sample ID:**	TNB-0809-SB5(15-20')
Project:	Thomasville National Bank	**Collection Date:**	8/20/2009 7:10:00 PM
Lab ID:	0908G47-007	**Matrix:**	Soil

Analyses	Result	Reporting Limit	Qual	Units	BatchID	Dilution Factor	Date Analyzed	Analyst
TCL VOLATILE ORGANICS SW8260B				**(SW5035)**				
Styrene	BRL	0.0063		mg/Kg-dry	117656	1	08/26/2009 00:01	SD
Tetrachloroethene	0.040	0.0063		mg/Kg-dry	117656	1	08/26/2009 00:01	SD
Toluene	BRL	0.0063		mg/Kg-dry	117656	1	08/26/2009 00:01	SD
trans-1,2-Dichloroethene	BRL	0.0063		mg/Kg-dry	117656	1	08/26/2009 00:01	SD
trans-1,3-Dichloropropene	BRL	0.0063		mg/Kg-dry	117656	1	08/26/2009 00:01	SD
Trichloroethene	BRL	0.0063		mg/Kg-dry	117656	1	08/26/2009 00:01	SD
Trichlorofluoromethane	BRL	0.0063		mg/Kg-dry	117656	1	08/26/2009 00:01	SD
Vinyl chloride	BRL	0.013		mg/Kg-dry	117656	1	08/26/2009 00:01	SD
Surr: 4-Bromofluorobenzene	113	53.1-130		%REC	117656	1	08/26/2009 00:01	SD
Surr: Dibromofluoromethane	102	61.4-159		%REC	117656	1	08/26/2009 00:01	SD
Surr: Toluene-d8	98.3	69.9-123		%REC	117656	1	08/26/2009 00:01	SD
PERCENT MOISTURE D2216								
Percent Moisture	13.6	0		wt%	R154550	1	08/26/2009 10:00	MS

Qualifiers:

*	Value exceeds maximum contaminant level	E	Estimated (value above quantitation range)
BRL	Below reporting limit	S	Spike Recovery outside limits due to matrix
H	Holding times for preparation or analysis exceeded	Narr	See case narrative
N	Analyte not NELAC certified	NC	Not confirmed
B	Analyte detected in the associated method blank	<	Less than Result value
>	Greater than Result value		

Analytical Environmental Services, Inc **Date:** 28-Aug-09

Client:	Peachtree Environmental	**Client Sample ID:**	TNB-0809-MW5
Project:	Thomasville National Bank	**Collection Date:**	8/20/2009 8:20:00 PM
Lab ID:	0908G47-008	**Matrix:**	Groundwater

Analyses	Result	Reporting Limit	Qual	Units	BatchID	Dilution Factor	Date Analyzed	Analyst
TCL VOLATILE ORGANICS SW8260B				**(SW5030B)**				
1,1,1-Trichloroethane	BRL	5.0		ug/L	117622	1	08/26/2009 04:18	JT
1,1,2,2-Tetrachloroethane	BRL	5.0		ug/L	117622	1	08/26/2009 04:18	JT
1,1,2-Trichloroethane	BRL	5.0		ug/L	117622	1	08/26/2009 04:18	JT
1,1-Dichloroethane	BRL	5.0		ug/L	117622	1	08/26/2009 04:18	JT
1,1-Dichloroethene	BRL	5.0		ug/L	117622	1	08/26/2009 04:18	JT
1,2,4-Trichlorobenzene	BRL	5.0		ug/L	117622	1	08/26/2009 04:18	JT
1,2-Dibromo-3-chloropropane	BRL	5.0		ug/L	117622	1	08/26/2009 04:18	JT
1,2-Dibromoethane	BRL	5.0		ug/L	117622	1	08/26/2009 04:18	JT
1,2-Dichlorobenzene	BRL	5.0		ug/L	117622	1	08/26/2009 04:18	JT
1,2-Dichloroethane	BRL	5.0		ug/L	117622	1	08/26/2009 04:18	JT
1,2-Dichloropropane	BRL	5.0		ug/L	117622	1	08/26/2009 04:18	JT
1,3-Dichlorobenzene	BRL	5.0		ug/L	117622	1	08/26/2009 04:18	JT
1,4-Dichlorobenzene	BRL	5.0		ug/L	117622	1	08/26/2009 04:18	JT
2-Butanone	BRL	50		ug/L	117622	1	08/26/2009 04:18	JT
2-Hexanone	BRL	10		ug/L	117622	1	08/26/2009 04:18	JT
4-Methyl-2-pentanone	BRL	10		ug/L	117622	1	08/26/2009 04:18	JT
Acetone	BRL	50		ug/L	117622	1	08/26/2009 04:18	JT
Benzene	22	5.0		ug/L	117622	1	08/26/2009 04:18	JT
Bromodichloromethane	BRL	5.0		ug/L	117622	1	08/26/2009 04:18	JT
Bromoform	BRL	5.0		ug/L	117622	1	08/26/2009 04:18	JT
Bromomethane	BRL	5.0		ug/L	117622	1	08/26/2009 04:18	JT
Carbon disulfide	BRL	5.0		ug/L	117622	1	08/26/2009 04:18	JT
Carbon tetrachloride	BRL	5.0		ug/L	117622	1	08/26/2009 04:18	JT
Chlorobenzene	BRL	5.0		ug/L	117622	1	08/26/2009 04:18	JT
Chloroethane	BRL	10		ug/L	117622	1	08/26/2009 04:18	JT
Chloroform	BRL	5.0		ug/L	117622	1	08/26/2009 04:18	JT
Chloromethane	BRL	10		ug/L	117622	1	08/26/2009 04:18	JT
cis-1,2-Dichloroethene	23	5.0		ug/L	117622	1	08/26/2009 04:18	JT
cis-1,3-Dichloropropene	BRL	5.0		ug/L	117622	1	08/26/2009 04:18	JT
Cyclohexane	73	5.0		ug/L	117622	1	08/26/2009 04:18	JT
Dibromochloromethane	BRL	5.0		ug/L	117622	1	08/26/2009 04:18	JT
Dichlorodifluoromethane	BRL	10		ug/L	117622	1	08/26/2009 04:18	JT
Ethylbenzene	BRL	5.0		ug/L	117622	1	08/26/2009 04:18	JT
Freon-113	BRL	10		ug/L	117622	1	08/26/2009 04:18	JT
Isopropylbenzene	9.6	5.0		ug/L	117622	1	08/26/2009 04:18	JT
m,p-Xylene	BRL	10		ug/L	117622	1	08/26/2009 04:18	JT
Methyl acetate	BRL	5.0		ug/L	117622	1	08/26/2009 04:18	JT
Methyl tert-butyl ether	BRL	5.0		ug/L	117622	1	08/26/2009 04:18	JT
Methylcyclohexane	110	5.0		ug/L	117622	1	08/26/2009 04:18	JT
Methylene chloride	BRL	5.0		ug/L	117622	1	08/26/2009 04:18	JT
o-Xylene	BRL	5.0		ug/L	117622	1	08/26/2009 04:18	JT

Qualifiers:

- * Value exceeds maximum contaminant level
- BRL Below reporting limit
- H Holding times for preparation or analysis exceeded
- N Analyte not NELAC certified
- B Analyte detected in the associated method blank
- > Greater than Result value
- E Estimated (value above quantitation range)
- S Spike Recovery outside limits due to matrix
- Narr See case narrative
- NC Not confirmed
- < Less than Result value

Analytical Environmental Services, Inc **Date:** 28-Aug-09

Client:	Peachtree Environmental	**Client Sample ID:**	TNB-0809-MW5
Project:	Thomasville National Bank	**Collection Date:**	8/20/2009 8:20:00 PM
Lab ID:	0908G47-008	**Matrix:**	Groundwater

Analyses	Result	Reporting Limit	Qual	Units	BatchID	Dilution Factor	Date Analyzed	Analyst
TCL VOLATILE ORGANICS SW8260B				**(SW5030B)**				
Styrene	BRL	5.0		ug/L	117622	1	08/26/2009 04:18	JT
Tetrachloroethene	480	50		ug/L	117622	10	08/26/2009 17:37	JT
Toluene	BRL	5.0		ug/L	117622	1	08/26/2009 04:18	JT
trans-1,2-Dichloroethene	BRL	5.0		ug/L	117622	1	08/26/2009 04:18	JT
trans-1,3-Dichloropropene	BRL	5.0		ug/L	117622	1	08/26/2009 04:18	JT
Trichloroethene	30	5.0		ug/L	117622	1	08/26/2009 04:18	JT
Trichlorofluoromethane	BRL	5.0		ug/L	117622	1	08/26/2009 04:18	JT
Vinyl chloride	BRL	2.0		ug/L	117622	1	08/26/2009 04:18	JT
Surr: 4-Bromofluorobenzene	111	61.3-128		%REC	117622	1	08/26/2009 04:18	JT
Surr: 4-Bromofluorobenzene	111	61.3-128		%REC	117622	10	08/26/2009 17:37	JT
Surr: Dibromofluoromethane	101	67.8-130		%REC	117622	10	08/26/2009 17:37	JT
Surr: Dibromofluoromethane	108	67.8-130		%REC	117622	1	08/26/2009 04:18	JT
Surr: Toluene-d8	97.5	70.6-121		%REC	117622	10	08/26/2009 17:37	JT
Surr: Toluene-d8	105	70.6-121		%REC	117622	1	08/26/2009 04:18	JT

Qualifiers:

*	Value exceeds maximum contaminant level	E	Estimated (value above quantitation range)
BRL	Below reporting limit	S	Spike Recovery outside limits due to matrix
H	Holding times for preparation or analysis exceeded	Narr	See case narrative
N	Analyte not NELAC certified	NC	Not confirmed
B	Analyte detected in the associated method blank	<	Less than Result value
>	Greater than Result value		

Analytical Environmental Services, Inc **Date:** 28-Aug-09

Client:	Peachtree Environmental	**Client Sample ID:**	TNB-0809-SB4(10-15')
Project:	Thomasville National Bank	**Collection Date:**	8/21/2009 8:55:00 AM
Lab ID:	0908G47-009	**Matrix:**	Soil

Analyses	Result	Reporting Limit	Qual	Units	BatchID	Dilution Factor	Date Analyzed	Analyst
TCL VOLATILE ORGANICS SW8260B				**(SW5035)**				
1,1,1-Trichloroethane	BRL	0.0083		mg/Kg-dry	117656	1	08/26/2009 00:26	SD
1,1,2,2-Tetrachloroethane	BRL	0.0083		mg/Kg-dry	117656	1	08/26/2009 00:26	SD
1,1,2-Trichloroethane	BRL	0.0083		mg/Kg-dry	117656	1	08/26/2009 00:26	SD
1,1-Dichloroethane	BRL	0.0083		mg/Kg-dry	117656	1	08/26/2009 00:26	SD
1,1-Dichloroethene	BRL	0.0083		mg/Kg-dry	117656	1	08/26/2009 00:26	SD
1,2,4-Trichlorobenzene	BRL	0.0083		mg/Kg-dry	117656	1	08/26/2009 00:26	SD
1,2-Dibromo-3-chloropropane	BRL	0.0083		mg/Kg-dry	117656	1	08/26/2009 00:26	SD
1,2-Dibromoethane	BRL	0.0083		mg/Kg-dry	117656	1	08/26/2009 00:26	SD
1,2-Dichlorobenzene	BRL	0.0083		mg/Kg-dry	117656	1	08/26/2009 00:26	SD
1,2-Dichloroethane	BRL	0.0083		mg/Kg-dry	117656	1	08/26/2009 00:26	SD
1,2-Dichloropropane	BRL	0.0083		mg/Kg-dry	117656	1	08/26/2009 00:26	SD
1,3-Dichlorobenzene	BRL	0.0083		mg/Kg-dry	117656	1	08/26/2009 00:26	SD
1,4-Dichlorobenzene	BRL	0.0083		mg/Kg-dry	117656	1	08/26/2009 00:26	SD
2-Butanone	BRL	0.083		mg/Kg-dry	117656	1	08/26/2009 00:26	SD
2-Hexanone	BRL	0.017		mg/Kg-dry	117656	1	08/26/2009 00:26	SD
4-Methyl-2-pentanone	BRL	0.017		mg/Kg-dry	117656	1	08/26/2009 00:26	SD
Acetone	BRL	0.17		mg/Kg-dry	117656	1	08/26/2009 00:26	SD
Benzene	BRL	0.0083		mg/Kg-dry	117656	1	08/26/2009 00:26	SD
Bromodichloromethane	BRL	0.0083		mg/Kg-dry	117656	1	08/26/2009 00:26	SD
Bromoform	BRL	0.0083		mg/Kg-dry	117656	1	08/26/2009 00:26	SD
Bromomethane	BRL	0.0083		mg/Kg-dry	117656	1	08/26/2009 00:26	SD
Carbon disulfide	BRL	0.017		mg/Kg-dry	117656	1	08/26/2009 00:26	SD
Carbon tetrachloride	BRL	0.0083		mg/Kg-dry	117656	1	08/26/2009 00:26	SD
Chlorobenzene	BRL	0.0083		mg/Kg-dry	117656	1	08/26/2009 00:26	SD
Chloroethane	BRL	0.017		mg/Kg-dry	117656	1	08/26/2009 00:26	SD
Chloroform	BRL	0.0083		mg/Kg-dry	117656	1	08/26/2009 00:26	SD
Chloromethane	BRL	0.017		mg/Kg-dry	117656	1	08/26/2009 00:26	SD
cis-1,2-Dichloroethene	BRL	0.0083		mg/Kg-dry	117656	1	08/26/2009 00:26	SD
cis-1,3-Dichloropropene	BRL	0.0083		mg/Kg-dry	117656	1	08/26/2009 00:26	SD
Cyclohexane	BRL	0.0083		mg/Kg-dry	117656	1	08/26/2009 00:26	SD
Dibromochloromethane	BRL	0.0083		mg/Kg-dry	117656	1	08/26/2009 00:26	SD
Dichlorodifluoromethane	BRL	0.017		mg/Kg-dry	117656	1	08/26/2009 00:26	SD
Ethylbenzene	BRL	0.0083		mg/Kg-dry	117656	1	08/26/2009 00:26	SD
Freon-113	BRL	0.017		mg/Kg-dry	117656	1	08/26/2009 00:26	SD
Isopropylbenzene	BRL	0.0083		mg/Kg-dry	117656	1	08/26/2009 00:26	SD
m,p-Xylene	BRL	0.017		mg/Kg-dry	117656	1	08/26/2009 00:26	SD
Methyl acetate	BRL	0.0083		mg/Kg-dry	117656	1	08/26/2009 00:26	SD
Methyl tert-butyl ether	BRL	0.0083		mg/Kg-dry	117656	1	08/26/2009 00:26	SD
Methylcyclohexane	BRL	0.0083		mg/Kg-dry	117656	1	08/26/2009 00:26	SD
Methylene chloride	BRL	0.0083		mg/Kg-dry	117656	1	08/26/2009 00:26	SD
o-Xylene	BRL	0.0083		mg/Kg-dry	117656	1	08/26/2009 00:26	SD

Qualifiers:

- * Value exceeds maximum contaminant level
- BRL Below reporting limit
- H Holding times for preparation or analysis exceeded
- N Analyte not NELAC certified
- B Analyte detected in the associated method blank
- > Greater than Result value
- E Estimated (value above quantitation range)
- S Spike Recovery outside limits due to matrix
- Narr See case narrative
- NC Not confirmed
- < Less than Result value

Analytical Environmental Services, Inc **Date:** 28-Aug-09

Client:	Peachtree Environmental	**Client Sample ID:**	TNB-0809-SB4(10-15')
Project:	Thomasville National Bank	**Collection Date:**	8/21/2009 8:55:00 AM
Lab ID:	0908G47-009	**Matrix:**	Soil

Analyses	Result	Reporting Limit	Qual	Units	BatchID	Dilution Factor	Date Analyzed	Analyst
TCL VOLATILE ORGANICS SW8260B				**(SW5035)**				
Styrene	BRL	0.0083		mg/Kg-dry	117656	1	08/26/2009 00:26	SD
Tetrachloroethene	BRL	0.0083		mg/Kg-dry	117656	1	08/26/2009 00:26	SD
Toluene	BRL	0.0083		mg/Kg-dry	117656	1	08/26/2009 00:26	SD
trans-1,2-Dichloroethene	BRL	0.0083		mg/Kg-dry	117656	1	08/26/2009 00:26	SD
trans-1,3-Dichloropropene	BRL	0.0083		mg/Kg-dry	117656	1	08/26/2009 00:26	SD
Trichloroethene	BRL	0.0083		mg/Kg-dry	117656	1	08/26/2009 00:26	SD
Trichlorofluoromethane	BRL	0.0083		mg/Kg-dry	117656	1	08/26/2009 00:26	SD
Vinyl chloride	BRL	0.017		mg/Kg-dry	117656	1	08/26/2009 00:26	SD
Surr: 4-Bromofluorobenzene	115	53.1-130		%REC	117656	1	08/26/2009 00:26	SD
Surr: Dibromofluoromethane	104	61.4-159		%REC	117656	1	08/26/2009 00:26	SD
Surr: Toluene-d8	97.3	69.9-123		%REC	117656	1	08/26/2009 00:26	SD
PERCENT MOISTURE D2216								
Percent Moisture	26.7	0		wt%	R154550	1	08/26/2009 10:00	MS

Qualifiers:

*	Value exceeds maximum contaminant level	E	Estimated (value above quantitation range)
BRL	Below reporting limit	S	Spike Recovery outside limits due to matrix
H	Holding times for preparation or analysis exceeded	Narr	See case narrative
N	Analyte not NELAC certified	NC	Not confirmed
B	Analyte detected in the associated method blank	<	Less than Result value
>	Greater than Result value		

Analytical Environmental Services, Inc **Date:** 28-Aug-09

Client:	Peachtree Environmental	**Client Sample ID:**	TNB-0809-MW4
Project:	Thomasville National Bank	**Collection Date:**	8/21/2009 11:20:00 AM
Lab ID:	0908G47-010	**Matrix:**	Groundwater

Analyses	Result	Reporting Limit	Qual	Units	BatchID	Dilution Factor	Date Analyzed	Analyst
TCL VOLATILE ORGANICS SW8260B				**(SW5030B)**				
1,1,1-Trichloroethane	BRL	5.0		ug/L	117622	1	08/26/2009 04:46	JT
1,1,2,2-Tetrachloroethane	BRL	5.0		ug/L	117622	1	08/26/2009 04:46	JT
1,1,2-Trichloroethane	BRL	5.0		ug/L	117622	1	08/26/2009 04:46	JT
1,1-Dichloroethane	BRL	5.0		ug/L	117622	1	08/26/2009 04:46	JT
1,1-Dichloroethene	BRL	5.0		ug/L	117622	1	08/26/2009 04:46	JT
1,2,4-Trichlorobenzene	BRL	5.0		ug/L	117622	1	08/26/2009 04:46	JT
1,2-Dibromo-3-chloropropane	BRL	5.0		ug/L	117622	1	08/26/2009 04:46	JT
1,2-Dibromoethane	BRL	5.0		ug/L	117622	1	08/26/2009 04:46	JT
1,2-Dichlorobenzene	BRL	5.0		ug/L	117622	1	08/26/2009 04:46	JT
1,2-Dichloroethane	BRL	5.0		ug/L	117622	1	08/26/2009 04:46	JT
1,2-Dichloropropane	BRL	5.0		ug/L	117622	1	08/26/2009 04:46	JT
1,3-Dichlorobenzene	BRL	5.0		ug/L	117622	1	08/26/2009 04:46	JT
1,4-Dichlorobenzene	BRL	5.0		ug/L	117622	1	08/26/2009 04:46	JT
2-Butanone	BRL	50		ug/L	117622	1	08/26/2009 04:46	JT
2-Hexanone	BRL	10		ug/L	117622	1	08/26/2009 04:46	JT
4-Methyl-2-pentanone	BRL	10		ug/L	117622	1	08/26/2009 04:46	JT
Acetone	BRL	50		ug/L	117622	1	08/26/2009 04:46	JT
Benzene	BRL	5.0		ug/L	117622	1	08/26/2009 04:46	JT
Bromodichloromethane	BRL	5.0		ug/L	117622	1	08/26/2009 04:46	JT
Bromoform	BRL	5.0		ug/L	117622	1	08/26/2009 04:46	JT
Bromomethane	BRL	5.0		ug/L	117622	1	08/26/2009 04:46	JT
Carbon disulfide	BRL	5.0		ug/L	117622	1	08/26/2009 04:46	JT
Carbon tetrachloride	BRL	5.0		ug/L	117622	1	08/26/2009 04:46	JT
Chlorobenzene	BRL	5.0		ug/L	117622	1	08/26/2009 04:46	JT
Chloroethane	BRL	10		ug/L	117622	1	08/26/2009 04:46	JT
Chloroform	BRL	5.0		ug/L	117622	1	08/26/2009 04:46	JT
Chloromethane	BRL	10		ug/L	117622	1	08/26/2009 04:46	JT
cis-1,2-Dichloroethene	BRL	5.0		ug/L	117622	1	08/26/2009 04:46	JT
cis-1,3-Dichloropropene	BRL	5.0		ug/L	117622	1	08/26/2009 04:46	JT
Cyclohexane	BRL	5.0		ug/L	117622	1	08/26/2009 04:46	JT
Dibromochloromethane	BRL	5.0		ug/L	117622	1	08/26/2009 04:46	JT
Dichlorodifluoromethane	BRL	10		ug/L	117622	1	08/26/2009 04:46	JT
Ethylbenzene	BRL	5.0		ug/L	117622	1	08/26/2009 04:46	JT
Freon-113	BRL	10		ug/L	117622	1	08/26/2009 04:46	JT
Isopropylbenzene	BRL	5.0		ug/L	117622	1	08/26/2009 04:46	JT
m,p-Xylene	BRL	10		ug/L	117622	1	08/26/2009 04:46	JT
Methyl acetate	BRL	5.0		ug/L	117622	1	08/26/2009 04:46	JT
Methyl tert-butyl ether	BRL	5.0		ug/L	117622	1	08/26/2009 04:46	JT
Methylcyclohexane	BRL	5.0		ug/L	117622	1	08/26/2009 04:46	JT
Methylene chloride	BRL	5.0		ug/L	117622	1	08/26/2009 04:46	JT
o-Xylene	BRL	5.0		ug/L	117622	1	08/26/2009 04:46	JT

Qualifiers:

- * Value exceeds maximum contaminant level
- BRL Below reporting limit
- H Holding times for preparation or analysis exceeded
- N Analyte not NELAC certified
- B Analyte detected in the associated method blank
- > Greater than Result value
- E Estimated (value above quantitation range)
- S Spike Recovery outside limits due to matrix
- Narr See case narrative
- NC Not confirmed
- < Less than Result value

Analytical Environmental Services, Inc **Date:** 28-Aug-09

Client:	Peachtree Environmental	**Client Sample ID:**	TNB-0809-MW4
Project:	Thomasville National Bank	**Collection Date:**	8/21/2009 11:20:00 AM
Lab ID:	0908G47-010	**Matrix:**	Groundwater

Analyses	Result	Reporting Limit	Qual	Units	BatchID	Dilution Factor	Date Analyzed	Analyst
TCL VOLATILE ORGANICS SW8260B				**(SW5030B)**				
Styrene	BRL	5.0		ug/L	117622	1	08/26/2009 04:46	JT
Tetrachloroethene	BRL	5.0		ug/L	117622	1	08/26/2009 04:46	JT
Toluene	BRL	5.0		ug/L	117622	1	08/26/2009 04:46	JT
trans-1,2-Dichloroethene	BRL	5.0		ug/L	117622	1	08/26/2009 04:46	JT
trans-1,3-Dichloropropene	BRL	5.0		ug/L	117622	1	08/26/2009 04:46	JT
Trichloroethene	BRL	5.0		ug/L	117622	1	08/26/2009 04:46	JT
Trichlorofluoromethane	BRL	5.0		ug/L	117622	1	08/26/2009 04:46	JT
Vinyl chloride	BRL	2.0		ug/L	117622	1	08/26/2009 04:46	JT
Surr: 4-Bromofluorobenzene	101	61.3-128		%REC	117622	1	08/26/2009 04:46	JT
Surr: Dibromofluoromethane	120	67.8-130		%REC	117622	1	08/26/2009 04:46	JT
Surr: Toluene-d8	99	70.6-121		%REC	117622	1	08/26/2009 04:46	JT

Qualifiers:

*	Value exceeds maximum contaminant level	E	Estimated (value above quantitation range)
BRL	Below reporting limit	S	Spike Recovery outside limits due to matrix
H	Holding times for preparation or analysis exceeded	Narr	See case narrative
N	Analyte not NELAC certified	NC	Not confirmed
B	Analyte detected in the associated method blank	<	Less than Result value
>	Greater than Result value		

Analytical Environmental Services, Inc.

Sample/Cooler Receipt Checklist

Client Peachtree Env. Work Order Number 0908G47

Checklist completed by N. Dunday 8/24/09
Signature Date

Carrier name: FedEx __ UPS __ Courier __ Client ✓ US Mail __ Other _____

Shipping container/cooler in good condition?	Yes ✓	No __	Not Present __
Custody seals intact on shipping container/cooler?	Yes __	No __	Not Present ✓
Custody seals intact on sample bottles?	Yes __	No __	Not Present ✓
Container/Temp Blank temperature in compliance? (4°C±2)*	Yes ✓	No __	

Cooler #1 4°C Cooler #2 _____ Cooler #3 _____ Cooler #4 _____ Cooler#5 _____ Cooler #6 _____

Chain of custody present?	Yes ✓	No __
Chain of custody signed when relinquished and received?	Yes ✓	No __
Chain of custody agrees with sample labels?	Yes ✓	No __
Samples in proper container/bottle?	Yes ✓	No __
Sample containers intact?	Yes ✓	No __
Sufficient sample volume for indicated test?	Yes ✓	No __
All samples received within holding time?	Yes ✓	No __
Was TAT marked on the COC?	Yes ✓	No __
Proceed with Standard TAT as per project history?	Yes __	No __ Not Applicable ✓
Water - VOA vials have zero headspace? No VOA vials submitted __	Yes ✓	No __
Water - pH acceptable upon receipt?	Yes ✓	No __ Not Applicable __

Adjusted? _____ Checked by _____

Sample Condition: Good ✓ Other(Explain) _____

(For diffusive samples or AIHA lead) Is a known blank included? Yes __ No ✓

See Case Narrative for resolution of the Non-Conformance.

* Samples do not have to comply with the given range for certain parameters.

\L\Quality Assurance\Checklists Procedures Sign-Off Templates\Checklists\Sample Receipt Checklists\Sample_Cooler_Receipt_Checklist

CLIENT: Peachtree Environmental
Work Order: 0908G47
Project: Thomasville National Bank

ANALYTICAL QC SUMMARY REPORT

TestCode: TCL VOLATILE ORGANICS SW8260B

Sample ID: **MB-117619** SampType: **MBLK** Batch ID: **117619** Units: **mg/Kg** Prep Date: **8/24/2009** RunNo: **154475**
Client ID: TestCode: **TCL VOLATILE ORGANICS SW8260B** Analysis Date: **8/24/2009** SeqNo: **3184504**

Analyte	Result	RPT Limit	SPK value	SPK Ref Val	%REC	LowLimit	HighLimit	RPD Ref Val	%RPD	RPDLimit	Qual
1,1,1-Trichloroethane	BRL	0.0050									
1,1,2,2-Tetrachloroethane	BRL	0.0050									
1,1,2-Trichloroethane	BRL	0.0050									
1,1-Dichloroethane	BRL	0.0050									
1,1-Dichloroethene	BRL	0.0050									
1,2,4-Trichlorobenzene	BRL	0.0050									
1,2-Dibromo-3-chloropropane	BRL	0.0050									
1,2-Dibromoethane	BRL	0.0050									
1,2-Dichlorobenzene	BRL	0.0050									
1,2-Dichloroethane	BRL	0.0050									
1,2-Dichloropropane	BRL	0.0050									
1,3-Dichlorobenzene	BRL	0.0050									
1,4-Dichlorobenzene	BRL	0.0050									
2-Butanone	BRL	0.050									
2-Hexanone	BRL	0.010									
4-Methyl-2-pentanone	BRL	0.010									
Acetone	BRL	0.10									
Benzene	BRL	0.0050									
Bromodichloromethane	BRL	0.0050									
Bromoform	BRL	0.0050									
Bromomethane	BRL	0.0050									
Carbon disulfide	BRL	0.010									
Carbon tetrachloride	BRL	0.0050									
Chlorobenzene	BRL	0.0050									
Chloroethane	BRL	0.010									
Chloroform	BRL	0.0050									
Chloromethane	BRL	0.010									

Qualifiers:

<	Less than Result value	>	Greater than Result value	B	Analyte detected in the associated Method Blank
BRL	Below Reporting Limit	E	Estimated value above quantitation range	H	Holding times for preparation or analysis exceeded
J	Estimated value detected below Reporting Limit	N	Analyte not NELAC certified	R	RPD outside limits due to matrix
Rpt Lim	Reporting Limit	S	Spike Recovery outside limits due to matrix		

CLIENT: Peachtree Environmental
Work Order: 0908G47
Project: Thomasville National Bank

ANALYTICAL QC SUMMARY REPORT

TestCode: TCL VOLATILE ORGANICS SW8260B

Sample ID: **MB-117619** SampType: **MBLK** Batch ID: **117619** Units: **mg/Kg** Prep Date: **8/24/2009** RunNo: **154475**
Client ID: TestCode: **TCL VOLATILE ORGANICS SW8260B** Analysis Date: **8/24/2009** SeqNo: **3184504**

Analyte	Result	RPT Limit	SPK value	SPK Ref Val	%REC	LowLimit	HighLimit	RPD Ref Val	%RPD	RPDLimit	Qual
cis-1,2-Dichloroethene	BRL	0.0050									
cis-1,3-Dichloropropene	BRL	0.0050									
Cyclohexane	BRL	0.0050									
Dibromochloromethane	BRL	0.0050									
Dichlorodifluoromethane	BRL	0.010									
Ethylbenzene	BRL	0.0050									
Freon-113	BRL	0.010									
Isopropylbenzene	BRL	0.0050									
m,p-Xylene	BRL	0.010									
Methyl acetate	BRL	0.0050									
Methyl tert-butyl ether	BRL	0.0050									
Methylcyclohexane	BRL	0.0050									
Methylene chloride	BRL	0.0050									
o-Xylene	BRL	0.0050									
Styrene	BRL	0.0050									
Tetrachloroethene	BRL	0.0050									
Toluene	BRL	0.0050									
trans-1,2-Dichloroethene	BRL	0.0050									
trans-1,3-Dichloropropene	BRL	0.0050									
Trichloroethene	BRL	0.0050									
Trichlorofluoromethane	BRL	0.0050									
Vinyl chloride	BRL	0.010									
Surr: 4-Bromofluorobenzene	0.04635	0	0.05	0	92.7	53.1	130	0	0		
Surr: Dibromofluoromethane	0.04828	0	0.05	0	96.6	61.4	159	0	0		
Surr: Toluene-d8	0.04968	0	0.05	0	99.4	69.9	123	0	0		

Qualifiers:

<	Less than Result value	>	Greater than Result value	B	Analyte detected in the associated Method Blank
BRL	Below Reporting Limit	E	Estimated value above quantitation range	H	Holding times for preparation or analysis exceeded
J	Estimated value detected below Reporting Limit	N	Analyte not NELAC certified	R	RPD outside limits due to matrix
Rpt Lim	Reporting Limit	S	Spike Recovery outside limits due to matrix		

CLIENT: Peachtree Environmental
Work Order: 0908G47
Project: Thomasville National Bank

ANALYTICAL QC SUMMARY REPORT

TestCode: TCL VOLATILE ORGANICS SW8260B

Sample ID: **MB-117656** SampType: **MBLK** Batch ID: **117656** Units: **mg/Kg** Prep Date: **8/25/2009** RunNo: **154569**
Client ID: TestCode: **TCL VOLATILE ORGANICS SW8260B** Analysis Date: **8/25/2009** SeqNo: **3185693**

Analyte	Result	RPT Limit	SPK value	SPK Ref Val	%REC	LowLimit	HighLimit	RPD Ref Val	%RPD	RPDLimit	Qual
1,1,1-Trichloroethane	BRL	0.0050									
1,1,2,2-Tetrachloroethane	BRL	0.0050									
1,1,2-Trichloroethane	BRL	0.0050									
1,1-Dichloroethane	BRL	0.0050									
1,1-Dichloroethene	BRL	0.0050									
1,2,4-Trichlorobenzene	BRL	0.0050									
1,2-Dibromo-3-chloropropane	BRL	0.0050									
1,2-Dibromoethane	BRL	0.0050									
1,2-Dichlorobenzene	BRL	0.0050									
1,2-Dichloroethane	BRL	0.0050									
1,2-Dichloropropane	BRL	0.0050									
1,3-Dichlorobenzene	BRL	0.0050									
1,4-Dichlorobenzene	BRL	0.0050									
2-Butanone	BRL	0.050									
2-Hexanone	BRL	0.010									
4-Methyl-2-pentanone	BRL	0.010									
Acetone	BRL	0.10									
Benzene	BRL	0.0050									
Bromodichloromethane	BRL	0.0050									
Bromoform	BRL	0.0050									
Bromomethane	BRL	0.0050									
Carbon disulfide	BRL	0.010									
Carbon tetrachloride	BRL	0.0050									
Chlorobenzene	BRL	0.0050									
Chloroethane	BRL	0.010									
Chloroform	BRL	0.0050									
Chloromethane	BRL	0.010									
cis-1,2-Dichloroethene	BRL	0.0050									

Qualifiers:

<	Less than Result value	>	Greater than Result value	B	Analyte detected in the associated Method Blank
BRL	Below Reporting Limit	E	Estimated value above quantitation range	H	Holding times for preparation or analysis exceeded
J	Estimated value detected below Reporting Limit	N	Analyte not NELAC certified	R	RPD outside limits due to matrix
Rpt Lim	Reporting Limit	S	Spike Recovery outside limits due to matrix		

CLIENT: Peachtree Environmental
Work Order: 0908G47
Project: Thomasville National Bank

ANALYTICAL QC SUMMARY REPORT

TestCode: TCL VOLATILE ORGANICS SW8260B

Sample ID: **MB-117656** SampType: **MBLK** Batch ID: **117656** Units: **mg/Kg** Prep Date: **8/25/2009** RunNo: **154569**
Client ID: TestCode: **TCL VOLATILE ORGANICS SW8260B** Analysis Date: **8/25/2009** SeqNo: **3185693**

Analyte	Result	RPT Limit	SPK value	SPK Ref Val	%REC	LowLimit	HighLimit	RPD Ref Val	%RPD	RPDLimit	Qual
cis-1,3-Dichloropropene	BRL	0.0050									
Cyclohexane	BRL	0.0050									
Dibromochloromethane	BRL	0.0050									
Dichlorodifluoromethane	BRL	0.010									
Ethylbenzene	BRL	0.0050									
Freon-113	BRL	0.010									
Isopropylbenzene	BRL	0.0050									
m,p-Xylene	BRL	0.010									
Methyl acetate	BRL	0.0050									
Methyl tert-butyl ether	BRL	0.0050									
Methylcyclohexane	BRL	0.0050									
Methylene chloride	BRL	0.0050									
o-Xylene	BRL	0.0050									
Styrene	BRL	0.0050									
Tetrachloroethene	BRL	0.0050									
Toluene	BRL	0.0050									
trans-1,2-Dichloroethene	BRL	0.0050									
trans-1,3-Dichloropropene	BRL	0.0050									
Trichloroethene	BRL	0.0050									
Trichlorofluoromethane	BRL	0.0050									
Vinyl chloride	BRL	0.010									
Surr: 4-Bromofluorobenzene	0.05164	0	0.05	0	103	53.1	130	0	0		
Surr: Dibromofluoromethane	0.05539	0	0.05	0	111	61.4	159	0	0		
Surr: Toluene-d8	0.04755	0	0.05	0	95.1	69.9	123	0	0		

Qualifiers:

<	Less than Result value	>	Greater than Result value	B	Analyte detected in the associated Method Blank
BRL	Below Reporting Limit	E	Estimated value above quantitation range	H	Holding times for preparation or analysis exceeded
J	Estimated value detected below Reporting Limit	N	Analyte not NELAC certified	R	RPD outside limits due to matrix
Rpt Lim	Reporting Limit	S	Spike Recovery outside limits due to matrix		

CLIENT: Peachtree Environmental
Work Order: 0908G47
Project: Thomasville National Bank

ANALYTICAL QC SUMMARY REPORT

TestCode: TCL VOLATILE ORGANICS SW8260B

Sample ID: **LCS-117619** SampType: **LCS** Batch ID: **117619** Units: **mg/Kg** Prep Date: **8/24/2009** RunNo: **154475**
Client ID: TestCode: **TCL VOLATILE ORGANICS SW8260B** Analysis Date: **8/24/2009** SeqNo: **3184505**

Analyte	Result	RPT Limit	SPK value	SPK Ref Val	%REC	LowLimit	HighLimit	RPD Ref Val	%RPD	RPDLimit	Qual
1,1-Dichloroethene	0.07611	0.0050	0.05	0	152	69.5	159	0	0		
Benzene	0.05698	0.0050	0.05	0	114	61.5	132	0	0		
Chlorobenzene	0.05489	0.0050	0.05	0	110	60.3	127	0	0		
Toluene	0.05434	0.0050	0.05	0	109	61.4	135	0	0		
Trichloroethene	0.05684	0.0050	0.05	0	114	63.4	137	0	0		
Surr: 4-Bromofluorobenzene	0.04626	0	0.05	0	92.5	53.1	130	0	0		
Surr: Dibromofluoromethane	0.04984	0	0.05	0	99.7	61.4	159	0	0		
Surr: Toluene-d8	0.04712	0	0.05	0	94.2	69.9	123	0	0		

Sample ID: **LCS-117656** SampType: **LCS** Batch ID: **117656** Units: **mg/Kg** Prep Date: **8/25/2009** RunNo: **154569**
Client ID: TestCode: **TCL VOLATILE ORGANICS SW8260B** Analysis Date: **8/25/2009** SeqNo: **3185695**

Analyte	Result	RPT Limit	SPK value	SPK Ref Val	%REC	LowLimit	HighLimit	RPD Ref Val	%RPD	RPDLimit	Qual
1,1-Dichloroethene	0.06316	0.0050	0.05	0	126	69.5	159	0	0		
Benzene	0.06119	0.0050	0.05	0	122	61.5	132	0	0		
Chlorobenzene	0.05824	0.0050	0.05	0	116	60.3	127	0	0		
Toluene	0.05701	0.0050	0.05	0	114	61.4	135	0	0		
Trichloroethene	0.06426	0.0050	0.05	0	129	63.4	137	0	0		
Surr: 4-Bromofluorobenzene	0.05043	0	0.05	0	101	53.1	130	0	0		
Surr: Dibromofluoromethane	0.05077	0	0.05	0	102	61.4	159	0	0		
Surr: Toluene-d8	0.04931	0	0.05	0	98.6	69.9	123	0	0		

Sample ID: **0908D19-005AMS** SampType: **MS** Batch ID: **117619** Units: **mg/Kg-dry** Prep Date: **8/24/2009** RunNo: **154475**
Client ID: TestCode: **TCL VOLATILE ORGANICS SW8260B** Analysis Date: **8/24/2009** SeqNo: **3184506**

Analyte	Result	RPT Limit	SPK value	SPK Ref Val	%REC	LowLimit	HighLimit	RPD Ref Val	%RPD	RPDLimit	Qual
1,1-Dichloroethene	0.0616	0.0058	0.05768	0	107	63.6	173	0	0		
Benzene	0.05634	0.0058	0.05768	0	97.7	73.4	133	0	0		

Qualifiers:

<	Less than Result value	>	Greater than Result value	B	Analyte detected in the associated Method Blank
BRL	Below Reporting Limit	E	Estimated value above quantitation range	H	Holding times for preparation or analysis exceeded
J	Estimated value detected below Reporting Limit	N	Analyte not NELAC certified	R	RPD outside limits due to matrix
Rpt Lim	Reporting Limit	S	Spike Recovery outside limits due to matrix		

CLIENT: Peachtree Environmental
Work Order: 0908G47
Project: Thomasville National Bank

ANALYTICAL QC SUMMARY REPORT

TestCode: TCL VOLATILE ORGANICS SW8260B

Sample ID: **0908D19-005AMS** SampType: **MS** Batch ID: **117619** Units: **mg/Kg-dry** Prep Date: **8/24/2009** RunNo: **154475**
Client ID: TestCode: **TCL VOLATILE ORGANICS SW8260B** Analysis Date: **8/24/2009** SeqNo: **3184506**

Analyte	Result	RPT Limit	SPK value	SPK Ref Val	%REC	LowLimit	HighLimit	RPD Ref Val	%RPD	RPDLimit	Qual
Chlorobenzene	0.05621	0.0058	0.05768	0	97.5	67.1	133	0	0		
Toluene	0.06002	0.0058	0.05768	0	104	71.4	135	0	0		
Trichloroethene	0.06207	0.0058	0.05768	0	108	75.4	138	0	0		
Surr: 4-Bromofluorobenzene	0.05658	0	0.05768	0	98.1	53.1	130	0	0		
Surr: Dibromofluoromethane	0.05603	0	0.05768	0	97.1	61.4	159	0	0		
Surr: Toluene-d8	0.05635	0	0.05768	0	97.7	69.9	123	0	0		

Sample ID: **0908F27-002AMS** SampType: **MS** Batch ID: **117656** Units: **mg/Kg-dry** Prep Date: **8/25/2009** RunNo: **154569**
Client ID: TestCode: **TCL VOLATILE ORGANICS SW8260B** Analysis Date: **8/25/2009** SeqNo: **3185696**

Analyte	Result	RPT Limit	SPK value	SPK Ref Val	%REC	LowLimit	HighLimit	RPD Ref Val	%RPD	RPDLimit	Qual
1,1-Dichloroethene	0.07216	0.0059	0.0592	0	122	63.6	173	0	0		
Benzene	0.06607	0.0059	0.0592	0	112	73.4	133	0	0		
Chlorobenzene	0.0611	0.0059	0.0592	0	103	67.1	133	0	0		
Toluene	0.06092	0.0059	0.0592	0	103	71.4	135	0	0		
Trichloroethene	0.06824	0.0059	0.0592	0	115	75.4	138	0	0		
Surr: 4-Bromofluorobenzene	0.06172	0	0.0592	0	104	53.1	130	0	0		
Surr: Dibromofluoromethane	0.06331	0	0.0592	0	107	61.4	159	0	0		
Surr: Toluene-d8	0.05786	0	0.0592	0	97.7	69.9	123	0	0		

Sample ID: **0908D19-005AMSD** SampType: **MSD** Batch ID: **117619** Units: **mg/Kg-dry** Prep Date: **8/24/2009** RunNo: **154475**
Client ID: TestCode: **TCL VOLATILE ORGANICS SW8260B** Analysis Date: **8/24/2009** SeqNo: **3184507**

Analyte	Result	RPT Limit	SPK value	SPK Ref Val	%REC	LowLimit	HighLimit	RPD Ref Val	%RPD	RPDLimit	Qual
1,1-Dichloroethene	0.06087	0.0058	0.05768	0	106	63.6	173	0.0616	1.19	20.9	
Benzene	0.058	0.0058	0.05768	0	101	73.4	133	0.05634	2.91	17.3	
Chlorobenzene	0.0564	0.0058	0.05768	0	97.8	67.1	133	0.05621	0.328	17.7	
Toluene	0.05861	0.0058	0.05768	0	102	71.4	135	0.06002	2.37	17.4	

Qualifiers:

<	Less than Result value	>	Greater than Result value	B	Analyte detected in the associated Method Blank
BRL	Below Reporting Limit	E	Estimated value above quantitation range	H	Holding times for preparation or analysis exceeded
J	Estimated value detected below Reporting Limit	N	Analyte not NELAC certified	R	RPD outside limits due to matrix
Rpt Lim	Reporting Limit	S	Spike Recovery outside limits due to matrix		

CLIENT: Peachtree Environmental
Work Order: 0908G47
Project: Thomasville National Bank

ANALYTICAL QC SUMMARY REPORT

TestCode: TCL VOLATILE ORGANICS SW8260B

Sample ID: **0908D19-005AMSD** SampType: **MSD** Batch ID: **117619** Units: **mg/Kg-dry** Prep Date: **8/24/2009** RunNo: **154475**
Client ID: TestCode: **TCL VOLATILE ORGANICS SW8260B** Analysis Date: **8/24/2009** SeqNo: **3184507**

Analyte	Result	RPT Limit	SPK value	SPK Ref Val	%REC	LowLimit	HighLimit	RPD Ref Val	%RPD	RPDLimit	Qual
Trichloroethene	0.05841	0.0058	0.05768	0	101	75.4	138	0.06207	6.07	17	
Surr: 4-Bromofluorobenzene	0.05759	0	0.05768	0	99.9	53.1	130	0.05658	0	0	
Surr: Dibromofluoromethane	0.02617	0	0.05768	0	45.4	61.4	159	0.05603	0	0	S
Surr: Toluene-d8	0.05875	0	0.05768	0	102	69.9	123	0.05635	0	0	

Sample ID: **0908F27-002AMSD** SampType: **MSD** Batch ID: **117656** Units: **mg/Kg-dry** Prep Date: **8/25/2009** RunNo: **154569**
Client ID: TestCode: **TCL VOLATILE ORGANICS SW8260B** Analysis Date: **8/25/2009** SeqNo: **3185698**

Analyte	Result	RPT Limit	SPK value	SPK Ref Val	%REC	LowLimit	HighLimit	RPD Ref Val	%RPD	RPDLimit	Qual
1,1-Dichloroethene	0.07578	0.0059	0.0592	0	128	63.6	173	0.07216	4.90	20.9	
Benzene	0.06895	0.0059	0.0592	0	116	73.4	133	0.06607	4.26	17.3	
Chlorobenzene	0.06211	0.0059	0.0592	0	105	67.1	133	0.0611	1.65	17.7	
Toluene	0.06369	0.0059	0.0592	0	108	71.4	135	0.06092	4.45	17.4	
Trichloroethene	0.07315	0.0059	0.0592	0	124	75.4	138	0.06824	6.95	17	
Surr: 4-Bromofluorobenzene	0.06084	0	0.0592	0	103	53.1	130	0.06172	0	0	
Surr: Dibromofluoromethane	0.06152	0	0.0592	0	104	61.4	159	0.06331	0	0	
Surr: Toluene-d8	0.05883	0	0.0592	0	99.4	69.9	123	0.05786	0	0	

Qualifiers:

<	Less than Result value	>	Greater than Result value	B	Analyte detected in the associated Method Blank
BRL	Below Reporting Limit	E	Estimated value above quantitation range	H	Holding times for preparation or analysis exceeded
J	Estimated value detected below Reporting Limit	N	Analyte not NELAC certified	R	RPD outside limits due to matrix
Rpt Lim	Reporting Limit	S	Spike Recovery outside limits due to matrix		

CLIENT: Peachtree Environmental
Work Order: 0908G47
Project: Thomasville National Bank

ANALYTICAL QC SUMMARY REPORT

TestCode: TCL VOLATILE ORGANICS SW8260B

Sample ID: **MB-117622** SampType: **MBLK** Batch ID: **117622** Units: **ug/L** Prep Date: **8/26/2009** RunNo: **154499**
Client ID: TestCode: **TCL VOLATILE ORGANICS SW8260B** Analysis Date: **8/26/2009** SeqNo: **3183950**

Analyte	Result	RPT Limit	SPK value	SPK Ref Val	%REC	LowLimit	HighLimit	RPD Ref Val	%RPD	RPDLimit	Qual
1,1,1-Trichloroethane	BRL	5.0									
1,1,2,2-Tetrachloroethane	BRL	5.0									
1,1,2-Trichloroethane	BRL	5.0									
1,1-Dichloroethane	BRL	5.0									
1,1-Dichloroethene	BRL	5.0									
1,2,4-Trichlorobenzene	BRL	5.0									
1,2-Dibromo-3-chloropropane	BRL	5.0									
1,2-Dibromoethane	BRL	5.0									
1,2-Dichlorobenzene	BRL	5.0									
1,2-Dichloroethane	BRL	5.0									
1,2-Dichloropropane	BRL	5.0									
1,3-Dichlorobenzene	BRL	5.0									
1,4-Dichlorobenzene	BRL	5.0									
2-Butanone	BRL	50									
2-Hexanone	BRL	10									
4-Methyl-2-pentanone	BRL	10									
Acetone	BRL	50									
Benzene	BRL	5.0									
Bromodichloromethane	BRL	5.0									
Bromoform	BRL	5.0									
Bromomethane	BRL	5.0									
Carbon disulfide	BRL	5.0									
Carbon tetrachloride	BRL	5.0									
Chlorobenzene	BRL	5.0									
Chloroethane	BRL	10									
Chloroform	BRL	5.0									
Chloromethane	BRL	10									
cis-1,2-Dichloroethene	BRL	5.0									

Qualifiers:

<	Less than Result value	>	Greater than Result value	B	Analyte detected in the associated Method Blank
BRL	Below Reporting Limit	E	Estimated value above quantitation range	H	Holding times for preparation or analysis exceeded
J	Estimated value detected below Reporting Limit	N	Analyte not NELAC certified	R	RPD outside limits due to matrix
Rpt Lim	Reporting Limit	S	Spike Recovery outside limits due to matrix		

CLIENT: Peachtree Environmental
Work Order: 0908G47
Project: Thomasville National Bank

ANALYTICAL QC SUMMARY REPORT

TestCode: TCL VOLATILE ORGANICS SW8260B

Sample ID: **MB-117622** SampType: **MBLK** Batch ID: **117622** Units: **ug/L** Prep Date: **8/26/2009** RunNo: **154499**
Client ID: TestCode: **TCL VOLATILE ORGANICS SW8260B** Analysis Date: **8/26/2009** SeqNo: **3183950**

Analyte	Result	RPT Limit	SPK value	SPK Ref Val	%REC	LowLimit	HighLimit	RPD Ref Val	%RPD	RPDLimit	Qual
cis-1,3-Dichloropropene	BRL	5.0									
Cyclohexane	BRL	5.0									
Dibromochloromethane	BRL	5.0									
Dichlorodifluoromethane	BRL	10									
Ethylbenzene	BRL	5.0									
Freon-113	BRL	10									
Isopropylbenzene	BRL	5.0									
m,p-Xylene	BRL	10									
Methyl acetate	BRL	5.0									
Methyl tert-butyl ether	BRL	5.0									
Methylcyclohexane	BRL	5.0									
Methylene chloride	BRL	5.0									
o-Xylene	BRL	5.0									
Styrene	BRL	5.0									
Tetrachloroethene	BRL	5.0									
Toluene	BRL	5.0									
trans-1,2-Dichloroethene	BRL	5.0									
trans-1,3-Dichloropropene	BRL	5.0									
Trichloroethene	BRL	5.0									
Trichlorofluoromethane	BRL	5.0									
Vinyl chloride	BRL	2.0									
Surr: 4-Bromofluorobenzene	50.05	0	50	0	100	61.3	128	0	0		
Surr: Dibromofluoromethane	60.53	0	50	0	121	67.8	130	0	0		
Surr: Toluene-d8	50.42	0	50	0	101	70.6	121	0	0		

Qualifiers:

<	Less than Result value	>	Greater than Result value	B	Analyte detected in the associated Method Blank
BRL	Below Reporting Limit	E	Estimated value above quantitation range	H	Holding times for preparation or analysis exceeded
J	Estimated value detected below Reporting Limit	N	Analyte not NELAC certified	R	RPD outside limits due to matrix
Rpt Lim	Reporting Limit	S	Spike Recovery outside limits due to matrix		

CLIENT: Peachtree Environmental
Work Order: 0908G47
Project: Thomasville National Bank

ANALYTICAL QC SUMMARY REPORT

TestCode: TCL VOLATILE ORGANICS SW8260B

Sample ID: **LCS-117622** SampType: **LCS** Batch ID: **117622** Units: **ug/L** Prep Date: **8/26/2009** RunNo: **154499**
Client ID: TestCode: **TCL VOLATILE ORGANICS SW8260B** Analysis Date: **8/26/2009** SeqNo: **3183949**

Analyte	Result	RPT Limit	SPK value	SPK Ref Val	%REC	LowLimit	HighLimit	RPD Ref Val	%RPD	RPDLimit	Qual
1,1-Dichloroethene	58.21	5.0	50	0	116	64.2	156	0	0		
Benzene	49.69	5.0	50	0	99.4	77.6	130	0	0		
Chlorobenzene	49.06	5.0	50	0	98.1	74.3	125	0	0		
Toluene	51.08	5.0	50	0	102	76.8	132	0	0		
Trichloroethene	51.54	5.0	50	0	103	77.7	134	0	0		
Surr: 4-Bromofluorobenzene	59.36	0	50	0	119	61.3	128	0	0		
Surr: Dibromofluoromethane	57.78	0	50	0	116	67.8	130	0	0		
Surr: Toluene-d8	57.98	0	50	0	116	70.6	121	0	0		

Sample ID: **0908F28-011AMS** SampType: **MS** Batch ID: **117622** Units: **ug/L** Prep Date: **8/26/2009** RunNo: **154605**
Client ID: TestCode: **TCL VOLATILE ORGANICS SW8260B** Analysis Date: **8/27/2009** SeqNo: **3187030**

Analyte	Result	RPT Limit	SPK value	SPK Ref Val	%REC	LowLimit	HighLimit	RPD Ref Val	%RPD	RPDLimit	Qual
1,1-Dichloroethene	78.96	5.0	50	0	158	46.8	169	0	0		
Benzene	56.2	5.0	50	0	112	74.4	134	0	0		
Chlorobenzene	53.95	5.0	50	0	108	73.2	127	0	0		
Toluene	57.77	5.0	50	0	116	73.7	138	0	0		
Trichloroethene	61.15	5.0	50	0	122	66.9	142	0	0		
Surr: 4-Bromofluorobenzene	56.91	0	50	0	114	61.3	128	0	0		
Surr: Dibromofluoromethane	52.29	0	50	0	105	67.8	130	0	0		
Surr: Toluene-d8	51.96	0	50	0	104	70.6	121	0	0		

Sample ID: **0908F28-011AMSD** SampType: **MSD** Batch ID: **117622** Units: **ug/L** Prep Date: **8/26/2009** RunNo: **154605**
Client ID: TestCode: **TCL VOLATILE ORGANICS SW8260B** Analysis Date: **8/27/2009** SeqNo: **3187033**

Analyte	Result	RPT Limit	SPK value	SPK Ref Val	%REC	LowLimit	HighLimit	RPD Ref Val	%RPD	RPDLimit	Qual
1,1-Dichloroethene	76.65	5.0	50	0	153	46.8	169	78.96	2.97	20	
Benzene	53.85	5.0	50	0	108	74.4	134	56.2	4.27	20	

Qualifiers:

<	Less than Result value	>	Greater than Result value	B	Analyte detected in the associated Method Blank
BRL	Below Reporting Limit	E	Estimated value above quantitation range	H	Holding times for preparation or analysis exceeded
J	Estimated value detected below Reporting Limit	N	Analyte not NELAC certified	R	RPD outside limits due to matrix
Rpt Lim	Reporting Limit	S	Spike Recovery outside limits due to matrix		

CLIENT: Peachtree Environmental
Work Order: 0908G47
Project: Thomasville National Bank

ANALYTICAL QC SUMMARY REPORT

TestCode: TCL VOLATILE ORGANICS SW8260B

Sample ID: **0908F28-011AMSD** SampType: **MSD** Batch ID: **117622** Units: **ug/L** Prep Date: **8/26/2009** RunNo: **154605**
Client ID: TestCode: **TCL VOLATILE ORGANICS SW8260B** Analysis Date: **8/27/2009** SeqNo: **3187033**

Analyte	Result	RPT Limit	SPK value	SPK Ref Val	%REC	LowLimit	HighLimit	RPD Ref Val	%RPD	RPDLimit	Qual
Chlorobenzene	52.32	5.0	50	0	105	73.2	127	53.95	3.07	20	
Toluene	55.05	5.0	50	0	110	73.7	138	57.77	4.82	20	
Trichloroethene	58.67	5.0	50	0	117	66.9	142	61.15	4.14	20	
Surr: 4-Bromofluorobenzene	56.24	0	50	0	112	61.3	128	56.91	0	0	
Surr: Dibromofluoromethane	52	0	50	0	104	67.8	130	52.29	0	0	
Surr: Toluene-d8	52.46	0	50	0	105	70.6	121	51.96	0	0	

Qualifiers:

<	Less than Result value	>	Greater than Result value	B	Analyte detected in the associated Method Blank
BRL	Below Reporting Limit	E	Estimated value above quantitation range	H	Holding times for preparation or analysis exceeded
J	Estimated value detected below Reporting Limit	N	Analyte not NELAC certified	R	RPD outside limits due to matrix
Rpt Lim	Reporting Limit	S	Spike Recovery outside limits due to matrix		

FLORIDA DEPARTMENT OF HEALTH

State of Florida

Department of Health, Bureau of Laboratories

This is to certify that

E87582

ANALYTICAL ENVIRONMENTAL SERVICES, INC.
3785 PRESIDENTIAL PARKWAY
ATLANTA, GA 30340

has complied with Florida Administrative Code 64E-1,
for the examination of Environmental samples in the following categories

DRINKING WATER - MICROBIOLOGY, NON-POTABLE WATER - EXTRACTABLE ORGANICS, NON-POTABLE WATER - GENERAL CHEMISTRY, NON-POTABLE WATER - METALS, NON-POTABLE WATER - MICROBIOLOGY, NON-POTABLE WATER - PESTICIDES-HERBICIDES-PCB'S, NON-POTABLE WATER - VOLATILE ORGANICS, SOLID AND CHEMICAL MATERIALS - EXTRACTABLE ORGANICS, SOLID AND CHEMICAL MATERIALS - GENERAL CHEMISTRY, SOLID AND CHEMICAL MATERIALS - METALS, SOLID AND CHEMICAL MATERIALS - PESTICIDES-HERBICIDES-PCB'S, SOLID AND CHEMICAL MATERIALS - VOLATILE ORGANICS

Continued certification is contingent upon successful on-going compliance with the NELAC Standards and FAC Rule 64E-1 regulations. Specific methods and analytes certified are cited on the Laboratory Scope of Accreditation for this laboratory and are on file at the Bureau of Laboratories, P. O. Box 210, Jacksonville, Florida 32231. Clients and customers are urged to verify with this agency the laboratory's certification status in Florida for particular methods and analytes.

EFFECTIVE October 20, 2008 THROUGH June 30, 2009

Max Salfinger, M.D.
Chief, Bureau of Laboratories
Florida Department of Health
DH Form 1697, 7/04
NON-TRANSFERABLE E87582-13-10/20/2008
Supersedes all previously issued certificates

AES

ANALYTICAL ENVIRONMENTAL SERVICES, INC.

September 12, 2011

Michael H. Wilson
Peachtree Environmental
5384 Chaversham Lane
Norcross GA 300922167

TEL: (770) 449-6100
FAX: (770) 449-6119

RE: Thomasville National Bank

Dear Michael H. Wilson: Order No: 1109215

Analytical Environmental Services, Inc. received 17 samples on 9/2/2011 2:00:00 PM for the analyses presented in following report.

No problems were encountered during the analyses. Additionally, all results for the associated Quality Control samples were within EPA and/or AES established limits. Any discrepancies associated with the analyses contained herein will be noted and submitted in the form of a project Case Narrative.
AES' certifications are as follows:
-NELAC/Florida Certification number E87582 for analysis of Environmental Water, soil/hazardous waste, and Drinking Water Microbiology, effective 07/01/11-06/30/12.
-AIHA Certification ID #100671 for Industrial Hygiene samples (Organics, Inorganics), Environmental Lead (Paint, Soil, Dust Wipes, Air), and Environmental Microbiology (Fungal) effective until 09/01/13.

These results relate only to the items tested. This report may only be reproduced in full.

If you have any questions regarding these test results, please feel free to call.

James Forrest
Project Manager

3785 PRESIDENTIAL PARKWAY • ATLANTA, GEORGIA 30340 • TEL: (770) 457-8177 • FAX: (770)457-8188

ANALYTICAL ENVIRONMENTAL SERVICES, INC
3785 Presidential Parkway, Atlanta GA 30340-3704
AES TEL.: (770) 457-8177 / TOLL-FREE (800) 972-4889 / FAX: (770) 457-8188

CHAIN OF CUSTODY

Work Order: 1109215

Date: 9-2-11 Page 1 of 2

COMPANY: Peachtree Environmental, Inc.

ADDRESS: 5384 Chaversham Ln. Norcross, GA 30092

PHONE: 770. 559. 8050

FAX: 770. 559. 8051

SAMPLED BY: Mike Wilson / Will Lucas

SIGNATURE:

ANALYSIS REQUESTED: VOCs - 8260

PRESERVATION (See codes)

Visit our website www.aesatlanta.com to check on the status of your results, place bottle orders, etc.

#	SAMPLE ID	SAMPLED DATE	SAMPLED TIME	Grab	Composite	Matrix (See codes)	VOCs - 8260	REMARKS	No # of Containers
1	TNB-0911-SB1A (0-2ft)	9-1-11	1810	X		SO	X		4
2	TNB-0911-SB2A (0-2ft)		1610						
3	TNB-0911-SB3A (0-2ft)		1830						
4	TNB-0911-SB4A (0-2ft)		1820						
5	TNB-0911-SB5A (0-2ft)		1855						
6	TNB-0911-SB6 (0-2ft)		1620						
7	TNB-0911-SB6 (15-20ft)		1650						
8	TNB-0911-SB7 (0-2ft)		1715						
9	TNB-0911-SB7 (15-20ft)		1800						
10	TNB-0911-SB8 (0-2ft)		1230						
11	TNB-0911-SB8 (15-20ft)		1415						
12	TNB-0911-SB9 (0-2ft)		1430						
13	TNB-0911-SB9 (15-20ft)		1515						
14	TNB-0911-SB10 (0-2ft)		1600						

RELINQUISHED BY	DATE/TIME	RECEIVED BY	DATE/TIME
1:	9-2-11 1400	1:	9/2/11 2:00
2:		2:	
3:		3:	

SPECIAL INSTRUCTIONS/COMMENTS:
*Include Project manager on email data distribution List

SHIPMENT METHOD
OUT / / VIA:
IN / / VIA:
CLIENT FedEx UPS MAIL COURIER
GREYHOUND OTHER_____

PROJECT INFORMATION
PROJECT NAME: Thomasville National Bank
PROJECT #: 3151
SITE ADDRESS: Thomasville, GA
SEND REPORT TO: Mike Wilson *
INVOICE TO: (IF DIFFERENT FROM ABOVE)
QUOTE #: _____ PO#: 3151

RECEIPT
Total # of Containers: 56

Turnaround Time Request
- ⊗ Standard 5 Business Days
- ○ 2 Business Day Rush
- ○ Next Business Day Rush
- ○ Same Day Rush (auth req.)
- ○ Other _____

STATE PROGRAM (if any): _____
E-mail? (Y) N; Fax? Y (N)
DATA PACKAGE: I II III IV

SAMPLES RECEIVED AFTER 3PM OR SATURDAY ARE CONSIDERED AS RECEIVED ON THE NEXT BUSINESS DAY; IF NO TAT IS MARKED ON COC AES WILL PROCEED AS STANDARD TAT.
SAMPLES ARE DISPOSED OF 30 DAYS AFTER COMPLETION OF REPORT UNLESS OTHER ARRANGEMENTS ARE MADE.

MATRIX CODES: A = Air GW = Groundwater SE = Sediment SO = Soil SW = Surface Water W = Water (Blanks) DW = Drinking Water (Blanks) O = Other (specify)
PRESERVATIVE CODES: H+I = Hydrochloric acid + ice I = Ice only N = Nitric acid S+I = Sulfuric acid + ice S/M+I = Sodium Bisulfate/Methanol + ice O = Other (specify) NA = None

White Copy - Original; Yellow Copy - Client

ANALYTICAL ENVIRONMENTAL SERVICES, INC
3785 Presidential Parkway, Atlanta GA 30340-3704
AES TEL.: (770) 457-8177 / TOLL-FREE (800) 972-4889 / FAX: (770) 457-8188

CHAIN OF CUSTODY

Work Order: 1109215

Date: 9-2-11 Page 2 of 2

COMPANY: Peachtree Environmental, Inc.

ADDRESS: 5384 Chaversham LN. Norcross, GA 30092

PHONE: 770. 559. 8050

FAX: 770. 559. 8051

SAMPLED BY: Mike Wilson / Will Lucas

SIGNATURE: [signature]

ANALYSIS REQUESTED: VOCs-8260

Visit our website www.aesatlanta.com to check on the status of your results, place bottle orders, etc.

#	SAMPLE ID	SAMPLED DATE	SAMPLED TIME	Grab	Composite	Matrix (See codes)	VOCs-8260	REMARKS	No # of Containers
1	TNB-0911-SB10 (15-20 ft)	9-1-11	1845	X		SO	X		4
2	TNB-0911-SB11 (0-2 ft)	↓	1900	X		↓	↓		↓
3	TNB-0911-SB11 (15-20 ft)	↓	1945	X		↓	↓		↓
4									
5									
6									
7									
8									
9									
10									
11									
12									
13									
14									

PRESERVATION (See codes)

RELINQUISHED BY	DATE/TIME	RECEIVED BY	DATE/TIME
1: [signature]	9-2-11 1400	1: [signature]	9/2/11 2:00
2:		2:	
3:		3:	

SPECIAL INSTRUCTIONS/COMMENTS:
* Include project manager on email data distribution list.

SHIPMENT METHOD
OUT / / VIA:
IN / / VIA:
CLIENT FedEx UPS MAIL COURIER
GREYHOUND OTHER_____

PROJECT INFORMATION
PROJECT NAME: Thomasville National Bank
PROJECT #: 3151
SITE ADDRESS:
SEND REPORT TO: Mike Wilson *
INVOICE TO: (IF DIFFERENT FROM ABOVE)
QUOTE #: PO#: 3151

RECEIPT
Total # of Containers: 12

Turnaround Time Request
(X) Standard 5 Business Days
( ) 2 Business Day Rush
( ) Next Business Day Rush
( ) Same Day Rush (auth req.)
( ) Other _____

STATE PROGRAM (if any): _____
E-mail? (Y) N; Fax? Y (N)
DATA PACKAGE: I II III IV

SAMPLES RECEIVED AFTER 3PM OR SATURDAY ARE CONSIDERED AS RECEIVED ON THE NEXT BUSINESS DAY; IF NO TAT IS MARKED ON COC AES WILL PROCEED AS STANDARD TAT.
SAMPLES ARE DISPOSED OF 30 DAYS AFTER COMPLETION OF REPORT UNLESS OTHER ARRANGEMENTS ARE MADE.

MATRIX CODES: A = Air GW = Groundwater SE = Sediment SO = Soil SW = Surface Water W = Water (Blanks) DW = Drinking Water (Blanks) O = Other (specify)
PRESERVATIVE CODES: H+I = Hydrochloric acid + ice I = Ice only N = Nitric acid S+I = Sulfuric acid + ice S/M+I = Sodium Bisulfate/Methanol + ice O = Other (specify) NA = None

White Copy - Original; Yellow Copy - Client

Analytical Environmental Services, Inc

Date: 12-Sep-11

Client: Peachtree Environmental
Project: Thomasville National Bank
Lab ID: 1109215

Case Narrative

Sample Receiving Nonconformance:

There were duplicate samples received with the identification TNB-0911-SB9 (0-2ft) and TNB-0911-SB9 (15-20ft). One of the set of samples has the labels pre-printed (1109215-012 & 1109215-013) and the other set has the labels hand written (1109215-018 & 1109215-019). Per email instructions from Mike Wilson on 9/6/11 at 9:16am, the samples with the hand-written labels (1109215-018 & 1109215-019) should be analyzed and reported by the laboratory, and the duplicate samples with the pre-printed labels (1109215-012 & 1109215-013)) should be placed on hold.

There were 4 VOA vials received for TNB-0911-SB9 (0-2ft) with hand written labels instead of 3 VOA vials as indicated on the COC. In addition, we only received 2 VOA vials for TNB-0911-SB9 (15-20ft) with hand written labels instead of three as indicated on the COC. Three of the vials for TNB-0911-SB9 (0-2ft) were red in color and the other vial was orange in color. Per email mail instructions from Mike Wilson on 9/6/11 at 3:12pm, the orange VOA vial should be processed as TNB-0911-SB9 (15-20ft).

Volatile Organic Compounds Analysis by Method 8260B:

Percent recovery for the internal standard compounds Pentafluorobenzene and 1,4-Dichlorobenzene-d4 on sample 1109215-018A was outside control limits biased low due to suspected matrix interference.

Analytical Environmental Services, Inc

Date: 12-Sep-11

Client:	Peachtree Environmental	**Client Sample ID:**	TNB-0911-SB1A(0-2FT)
Project Name:	Thomasville National Bank	**Collection Date:**	9/1/2011 6:10:00 PM
Lab ID:	1109215-001	**Matrix:**	Soil

Analyses	Result	Reporting Limit	Qual	Units	BatchID	Dilution Factor	Date Analyzed	Analyst
TCL VOLATILE ORGANICS SW8260B				**(SW5035)**				
1,1,1-Trichloroethane	BRL	0.0081		mg/Kg-dry	151340	1	09/08/2011 00:21	JE
1,1,2,2-Tetrachloroethane	BRL	0.0081		mg/Kg-dry	151340	1	09/08/2011 00:21	JE
1,1,2-Trichloroethane	BRL	0.0081		mg/Kg-dry	151340	1	09/08/2011 00:21	JE
1,1-Dichloroethane	BRL	0.0081		mg/Kg-dry	151340	1	09/08/2011 00:21	JE
1,1-Dichloroethene	BRL	0.0081		mg/Kg-dry	151340	1	09/08/2011 00:21	JE
1,2,4-Trichlorobenzene	BRL	0.0081		mg/Kg-dry	151340	1	09/08/2011 00:21	JE
1,2-Dibromo-3-chloropropane	BRL	0.0081		mg/Kg-dry	151340	1	09/08/2011 00:21	JE
1,2-Dibromoethane	BRL	0.0081		mg/Kg-dry	151340	1	09/08/2011 00:21	JE
1,2-Dichlorobenzene	BRL	0.0081		mg/Kg-dry	151340	1	09/08/2011 00:21	JE
1,2-Dichloroethane	BRL	0.0081		mg/Kg-dry	151340	1	09/08/2011 00:21	JE
1,2-Dichloropropane	BRL	0.0081		mg/Kg-dry	151340	1	09/08/2011 00:21	JE
1,3-Dichlorobenzene	BRL	0.0081		mg/Kg-dry	151340	1	09/08/2011 00:21	JE
1,4-Dichlorobenzene	BRL	0.0081		mg/Kg-dry	151340	1	09/08/2011 00:21	JE
2-Butanone	BRL	0.081		mg/Kg-dry	151340	1	09/08/2011 00:21	JE
2-Hexanone	BRL	0.016		mg/Kg-dry	151340	1	09/08/2011 00:21	JE
4-Methyl-2-pentanone	BRL	0.016		mg/Kg-dry	151340	1	09/08/2011 00:21	JE
Acetone	BRL	0.16		mg/Kg-dry	151340	1	09/08/2011 00:21	JE
Benzene	BRL	0.0081		mg/Kg-dry	151340	1	09/08/2011 00:21	JE
Bromodichloromethane	BRL	0.0081		mg/Kg-dry	151340	1	09/08/2011 00:21	JE
Bromoform	BRL	0.0081		mg/Kg-dry	151340	1	09/08/2011 00:21	JE
Bromomethane	BRL	0.0081		mg/Kg-dry	151340	1	09/08/2011 00:21	JE
Carbon disulfide	BRL	0.016		mg/Kg-dry	151340	1	09/08/2011 00:21	JE
Carbon tetrachloride	BRL	0.0081		mg/Kg-dry	151340	1	09/08/2011 00:21	JE
Chlorobenzene	BRL	0.0081		mg/Kg-dry	151340	1	09/08/2011 00:21	JE
Chloroethane	BRL	0.016		mg/Kg-dry	151340	1	09/08/2011 00:21	JE
Chloroform	BRL	0.0081		mg/Kg-dry	151340	1	09/08/2011 00:21	JE
Chloromethane	BRL	0.016		mg/Kg-dry	151340	1	09/08/2011 00:21	JE
cis-1,2-Dichloroethene	BRL	0.0081		mg/Kg-dry	151340	1	09/08/2011 00:21	JE
cis-1,3-Dichloropropene	BRL	0.0081		mg/Kg-dry	151340	1	09/08/2011 00:21	JE
Cyclohexane	BRL	0.0081		mg/Kg-dry	151340	1	09/08/2011 00:21	JE
Dibromochloromethane	BRL	0.0081		mg/Kg-dry	151340	1	09/08/2011 00:21	JE
Dichlorodifluoromethane	BRL	0.016		mg/Kg-dry	151340	1	09/08/2011 00:21	JE
Ethylbenzene	BRL	0.0081		mg/Kg-dry	151340	1	09/08/2011 00:21	JE
Freon-113	BRL	0.016		mg/Kg-dry	151340	1	09/08/2011 00:21	JE
Isopropylbenzene	BRL	0.0081		mg/Kg-dry	151340	1	09/08/2011 00:21	JE
m,p-Xylene	BRL	0.0081		mg/Kg-dry	151340	1	09/08/2011 00:21	JE
Methyl acetate	BRL	0.0081		mg/Kg-dry	151340	1	09/08/2011 00:21	JE
Methyl tert-butyl ether	BRL	0.0081		mg/Kg-dry	151340	1	09/08/2011 00:21	JE
Methylcyclohexane	BRL	0.0081		mg/Kg-dry	151340	1	09/08/2011 00:21	JE
Methylene chloride	BRL	0.0081		mg/Kg-dry	151340	1	09/08/2011 00:21	JE
o-Xylene	BRL	0.0081		mg/Kg-dry	151340	1	09/08/2011 00:21	JE

Qualifiers:

*	Value exceeds maximum contaminant level	E	Estimated (value above quantitation range)
BRL	Below reporting limit	S	Spike Recovery outside limits due to matrix
H	Holding times for preparation or analysis exceeded	Narr	See case narrative
N	Analyte not NELAC certified	NC	Not confirmed
B	Analyte detected in the associated method blank	<	Less than Result value
>	Greater than Result value	J	Estimated value detected below Reporting Limit

Analytical Environmental Services, Inc **Date:** 12-Sep-11

Client:	Peachtree Environmental	**Client Sample ID:**	TNB-0911-SB1A(0-2FT)
Project Name:	Thomasville National Bank	**Collection Date:**	9/1/2011 6:10:00 PM
Lab ID:	1109215-001	**Matrix:**	Soil

Analyses	Result	Reporting Limit	Qual	Units	BatchID	Dilution Factor	Date Analyzed	Analyst
TCL VOLATILE ORGANICS SW8260B				**(SW5035)**				
Styrene	BRL	0.0081		mg/Kg-dry	151340	1	09/08/2011 00:21	JE
Tetrachloroethene	BRL	0.0081		mg/Kg-dry	151340	1	09/08/2011 00:21	JE
Toluene	BRL	0.0081		mg/Kg-dry	151340	1	09/08/2011 00:21	JE
trans-1,2-Dichloroethene	BRL	0.0081		mg/Kg-dry	151340	1	09/08/2011 00:21	JE
trans-1,3-Dichloropropene	BRL	0.0081		mg/Kg-dry	151340	1	09/08/2011 00:21	JE
Trichloroethene	BRL	0.0081		mg/Kg-dry	151340	1	09/08/2011 00:21	JE
Trichlorofluoromethane	BRL	0.0081		mg/Kg-dry	151340	1	09/08/2011 00:21	JE
Vinyl chloride	BRL	0.016		mg/Kg-dry	151340	1	09/08/2011 00:21	JE
Surr: 4-Bromofluorobenzene	112	56-137		%REC	151340	1	09/08/2011 00:21	JE
Surr: Dibromofluoromethane	129	73.7-137		%REC	151340	1	09/08/2011 00:21	JE
Surr: Toluene-d8	109	69.2-126		%REC	151340	1	09/08/2011 00:21	JE
PERCENT MOISTURE D2216								
Percent Moisture	10.4	0		wt%	R204696	1	09/07/2011 11:00	AS

Qualifiers:

*	Value exceeds maximum contaminant level	E	Estimated (value above quantitation range)
BRL	Below reporting limit	S	Spike Recovery outside limits due to matrix
H	Holding times for preparation or analysis exceeded	Narr	See case narrative
N	Analyte not NELAC certified	NC	Not confirmed
B	Analyte detected in the associated method blank	<	Less than Result value
>	Greater than Result value	J	Estimated value detected below Reporting Limit

Analytical Environmental Services, Inc

Date: 12-Sep-11

Client:	Peachtree Environmental	**Client Sample ID:**	TNB-0911-SB2A(0-2FT)
Project Name:	Thomasville National Bank	**Collection Date:**	9/1/2011 4:10:00 PM
Lab ID:	1109215-002	**Matrix:**	Soil

Analyses	Result	Reporting Limit	Qual	Units	BatchID	Dilution Factor	Date Analyzed	Analyst
TCL VOLATILE ORGANICS SW8260B				**(SW5035)**				
1,1,1-Trichloroethane	BRL	0.0077		mg/Kg-dry	151340	1	09/08/2011 00:46	JE
1,1,2,2-Tetrachloroethane	BRL	0.0077		mg/Kg-dry	151340	1	09/08/2011 00:46	JE
1,1,2-Trichloroethane	BRL	0.0077		mg/Kg-dry	151340	1	09/08/2011 00:46	JE
1,1-Dichloroethane	BRL	0.0077		mg/Kg-dry	151340	1	09/08/2011 00:46	JE
1,1-Dichloroethene	BRL	0.0077		mg/Kg-dry	151340	1	09/08/2011 00:46	JE
1,2,4-Trichlorobenzene	BRL	0.0077		mg/Kg-dry	151340	1	09/08/2011 00:46	JE
1,2-Dibromo-3-chloropropane	BRL	0.0077		mg/Kg-dry	151340	1	09/08/2011 00:46	JE
1,2-Dibromoethane	BRL	0.0077		mg/Kg-dry	151340	1	09/08/2011 00:46	JE
1,2-Dichlorobenzene	BRL	0.0077		mg/Kg-dry	151340	1	09/08/2011 00:46	JE
1,2-Dichloroethane	BRL	0.0077		mg/Kg-dry	151340	1	09/08/2011 00:46	JE
1,2-Dichloropropane	BRL	0.0077		mg/Kg-dry	151340	1	09/08/2011 00:46	JE
1,3-Dichlorobenzene	BRL	0.0077		mg/Kg-dry	151340	1	09/08/2011 00:46	JE
1,4-Dichlorobenzene	BRL	0.0077		mg/Kg-dry	151340	1	09/08/2011 00:46	JE
2-Butanone	BRL	0.077		mg/Kg-dry	151340	1	09/08/2011 00:46	JE
2-Hexanone	BRL	0.015		mg/Kg-dry	151340	1	09/08/2011 00:46	JE
4-Methyl-2-pentanone	BRL	0.015		mg/Kg-dry	151340	1	09/08/2011 00:46	JE
Acetone	BRL	0.15		mg/Kg-dry	151340	1	09/08/2011 00:46	JE
Benzene	BRL	0.0077		mg/Kg-dry	151340	1	09/08/2011 00:46	JE
Bromodichloromethane	BRL	0.0077		mg/Kg-dry	151340	1	09/08/2011 00:46	JE
Bromoform	BRL	0.0077		mg/Kg-dry	151340	1	09/08/2011 00:46	JE
Bromomethane	BRL	0.0077		mg/Kg-dry	151340	1	09/08/2011 00:46	JE
Carbon disulfide	BRL	0.015		mg/Kg-dry	151340	1	09/08/2011 00:46	JE
Carbon tetrachloride	BRL	0.0077		mg/Kg-dry	151340	1	09/08/2011 00:46	JE
Chlorobenzene	BRL	0.0077		mg/Kg-dry	151340	1	09/08/2011 00:46	JE
Chloroethane	BRL	0.015		mg/Kg-dry	151340	1	09/08/2011 00:46	JE
Chloroform	BRL	0.0077		mg/Kg-dry	151340	1	09/08/2011 00:46	JE
Chloromethane	BRL	0.015		mg/Kg-dry	151340	1	09/08/2011 00:46	JE
cis-1,2-Dichloroethene	BRL	0.0077		mg/Kg-dry	151340	1	09/08/2011 00:46	JE
cis-1,3-Dichloropropene	BRL	0.0077		mg/Kg-dry	151340	1	09/08/2011 00:46	JE
Cyclohexane	BRL	0.0077		mg/Kg-dry	151340	1	09/08/2011 00:46	JE
Dibromochloromethane	BRL	0.0077		mg/Kg-dry	151340	1	09/08/2011 00:46	JE
Dichlorodifluoromethane	BRL	0.015		mg/Kg-dry	151340	1	09/08/2011 00:46	JE
Ethylbenzene	BRL	0.0077		mg/Kg-dry	151340	1	09/08/2011 00:46	JE
Freon-113	BRL	0.015		mg/Kg-dry	151340	1	09/08/2011 00:46	JE
Isopropylbenzene	BRL	0.0077		mg/Kg-dry	151340	1	09/08/2011 00:46	JE
m,p-Xylene	BRL	0.0077		mg/Kg-dry	151340	1	09/08/2011 00:46	JE
Methyl acetate	BRL	0.0077		mg/Kg-dry	151340	1	09/08/2011 00:46	JE
Methyl tert-butyl ether	BRL	0.0077		mg/Kg-dry	151340	1	09/08/2011 00:46	JE
Methylcyclohexane	BRL	0.0077		mg/Kg-dry	151340	1	09/08/2011 00:46	JE
Methylene chloride	BRL	0.0077		mg/Kg-dry	151340	1	09/08/2011 00:46	JE
o-Xylene	BRL	0.0077		mg/Kg-dry	151340	1	09/08/2011 00:46	JE

Qualifiers:

*	Value exceeds maximum contaminant level	E	Estimated (value above quantitation range)
BRL	Below reporting limit	S	Spike Recovery outside limits due to matrix
H	Holding times for preparation or analysis exceeded	Narr	See case narrative
N	Analyte not NELAC certified	NC	Not confirmed
B	Analyte detected in the associated method blank	<	Less than Result value
>	Greater than Result value	J	Estimated value detected below Reporting Limit

Analytical Environmental Services, Inc **Date:** 12-Sep-11

Client:	Peachtree Environmental	**Client Sample ID:**	TNB-0911-SB2A(0-2FT)
Project Name:	Thomasville National Bank	**Collection Date:**	9/1/2011 4:10:00 PM
Lab ID:	1109215-002	**Matrix:**	Soil

Analyses	Result	Reporting Limit	Qual	Units	BatchID	Dilution Factor	Date Analyzed	Analyst
TCL VOLATILE ORGANICS SW8260B				**(SW5035)**				
Styrene	BRL	0.0077		mg/Kg-dry	151340	1	09/08/2011 00:46	JE
Tetrachloroethene	0.0092	0.0077		mg/Kg-dry	151340	1	09/08/2011 00:46	JE
Toluene	BRL	0.0077		mg/Kg-dry	151340	1	09/08/2011 00:46	JE
trans-1,2-Dichloroethene	BRL	0.0077		mg/Kg-dry	151340	1	09/08/2011 00:46	JE
trans-1,3-Dichloropropene	BRL	0.0077		mg/Kg-dry	151340	1	09/08/2011 00:46	JE
Trichloroethene	BRL	0.0077		mg/Kg-dry	151340	1	09/08/2011 00:46	JE
Trichlorofluoromethane	BRL	0.0077		mg/Kg-dry	151340	1	09/08/2011 00:46	JE
Vinyl chloride	BRL	0.015		mg/Kg-dry	151340	1	09/08/2011 00:46	JE
Surr: 4-Bromofluorobenzene	98.1	56-137		%REC	151340	1	09/08/2011 00:46	JE
Surr: Dibromofluoromethane	145	73.7-137	S	%REC	151340	1	09/08/2011 00:46	JE
Surr: Toluene-d8	103	69.2-126		%REC	151340	1	09/08/2011 00:46	JE
PERCENT MOISTURE D2216								
Percent Moisture	21.0	0		wt%	R204696	1	09/07/2011 11:00	AS

Qualifiers:

*	Value exceeds maximum contaminant level	E	Estimated (value above quantitation range)
BRL	Below reporting limit	S	Spike Recovery outside limits due to matrix
H	Holding times for preparation or analysis exceeded	Narr	See case narrative
N	Analyte not NELAC certified	NC	Not confirmed
B	Analyte detected in the associated method blank	<	Less than Result value
>	Greater than Result value	J	Estimated value detected below Reporting Limit

Analytical Environmental Services, Inc

Date: 12-Sep-11

Client:	Peachtree Environmental	**Client Sample ID:**	TNB-0911-SB3A(0-2FT)
Project Name:	Thomasville National Bank	**Collection Date:**	9/1/2011 6:30:00 PM
Lab ID:	1109215-003	**Matrix:**	Soil

Analyses	Result	Reporting Limit	Qual	Units	BatchID	Dilution Factor	Date Analyzed	Analyst
TCL VOLATILE ORGANICS SW8260B				**(SW5035)**				
1,1,1-Trichloroethane	BRL	0.0066		mg/Kg-dry	151340	1	09/08/2011 01:11	JE
1,1,2,2-Tetrachloroethane	BRL	0.0066		mg/Kg-dry	151340	1	09/08/2011 01:11	JE
1,1,2-Trichloroethane	BRL	0.0066		mg/Kg-dry	151340	1	09/08/2011 01:11	JE
1,1-Dichloroethane	BRL	0.0066		mg/Kg-dry	151340	1	09/08/2011 01:11	JE
1,1-Dichloroethene	BRL	0.0066		mg/Kg-dry	151340	1	09/08/2011 01:11	JE
1,2,4-Trichlorobenzene	BRL	0.0066		mg/Kg-dry	151340	1	09/08/2011 01:11	JE
1,2-Dibromo-3-chloropropane	BRL	0.0066		mg/Kg-dry	151340	1	09/08/2011 01:11	JE
1,2-Dibromoethane	BRL	0.0066		mg/Kg-dry	151340	1	09/08/2011 01:11	JE
1,2-Dichlorobenzene	BRL	0.0066		mg/Kg-dry	151340	1	09/08/2011 01:11	JE
1,2-Dichloroethane	BRL	0.0066		mg/Kg-dry	151340	1	09/08/2011 01:11	JE
1,2-Dichloropropane	BRL	0.0066		mg/Kg-dry	151340	1	09/08/2011 01:11	JE
1,3-Dichlorobenzene	BRL	0.0066		mg/Kg-dry	151340	1	09/08/2011 01:11	JE
1,4-Dichlorobenzene	BRL	0.0066		mg/Kg-dry	151340	1	09/08/2011 01:11	JE
2-Butanone	BRL	0.066		mg/Kg-dry	151340	1	09/08/2011 01:11	JE
2-Hexanone	BRL	0.013		mg/Kg-dry	151340	1	09/08/2011 01:11	JE
4-Methyl-2-pentanone	BRL	0.013		mg/Kg-dry	151340	1	09/08/2011 01:11	JE
Acetone	BRL	0.13		mg/Kg-dry	151340	1	09/08/2011 01:11	JE
Benzene	BRL	0.0066		mg/Kg-dry	151340	1	09/08/2011 01:11	JE
Bromodichloromethane	BRL	0.0066		mg/Kg-dry	151340	1	09/08/2011 01:11	JE
Bromoform	BRL	0.0066		mg/Kg-dry	151340	1	09/08/2011 01:11	JE
Bromomethane	BRL	0.0066		mg/Kg-dry	151340	1	09/08/2011 01:11	JE
Carbon disulfide	BRL	0.013		mg/Kg-dry	151340	1	09/08/2011 01:11	JE
Carbon tetrachloride	BRL	0.0066		mg/Kg-dry	151340	1	09/08/2011 01:11	JE
Chlorobenzene	BRL	0.0066		mg/Kg-dry	151340	1	09/08/2011 01:11	JE
Chloroethane	BRL	0.013		mg/Kg-dry	151340	1	09/08/2011 01:11	JE
Chloroform	BRL	0.0066		mg/Kg-dry	151340	1	09/08/2011 01:11	JE
Chloromethane	BRL	0.013		mg/Kg-dry	151340	1	09/08/2011 01:11	JE
cis-1,2-Dichloroethene	BRL	0.0066		mg/Kg-dry	151340	1	09/08/2011 01:11	JE
cis-1,3-Dichloropropene	BRL	0.0066		mg/Kg-dry	151340	1	09/08/2011 01:11	JE
Cyclohexane	BRL	0.0066		mg/Kg-dry	151340	1	09/08/2011 01:11	JE
Dibromochloromethane	BRL	0.0066		mg/Kg-dry	151340	1	09/08/2011 01:11	JE
Dichlorodifluoromethane	BRL	0.013		mg/Kg-dry	151340	1	09/08/2011 01:11	JE
Ethylbenzene	BRL	0.0066		mg/Kg-dry	151340	1	09/08/2011 01:11	JE
Freon-113	BRL	0.013		mg/Kg-dry	151340	1	09/08/2011 01:11	JE
Isopropylbenzene	BRL	0.0066		mg/Kg-dry	151340	1	09/08/2011 01:11	JE
m,p-Xylene	BRL	0.0066		mg/Kg-dry	151340	1	09/08/2011 01:11	JE
Methyl acetate	BRL	0.0066		mg/Kg-dry	151340	1	09/08/2011 01:11	JE
Methyl tert-butyl ether	BRL	0.0066		mg/Kg-dry	151340	1	09/08/2011 01:11	JE
Methylcyclohexane	BRL	0.0066		mg/Kg-dry	151340	1	09/08/2011 01:11	JE
Methylene chloride	BRL	0.0066		mg/Kg-dry	151340	1	09/08/2011 01:11	JE
o-Xylene	BRL	0.0066		mg/Kg-dry	151340	1	09/08/2011 01:11	JE

Qualifiers:

*	Value exceeds maximum contaminant level	E	Estimated (value above quantitation range)
BRL	Below reporting limit	S	Spike Recovery outside limits due to matrix
H	Holding times for preparation or analysis exceeded	Narr	See case narrative
N	Analyte not NELAC certified	NC	Not confirmed
B	Analyte detected in the associated method blank	<	Less than Result value
>	Greater than Result value	J	Estimated value detected below Reporting Limit

Analytical Environmental Services, Inc **Date:** 12-Sep-11

Client:	Peachtree Environmental	**Client Sample ID:**	TNB-0911-SB3A(0-2FT)
Project Name:	Thomasville National Bank	**Collection Date:**	9/1/2011 6:30:00 PM
Lab ID:	1109215-003	**Matrix:**	Soil

Analyses	Result	Reporting Limit	Qual	Units	BatchID	Dilution Factor	Date Analyzed	Analyst
TCL VOLATILE ORGANICS SW8260B				**(SW5035)**				
Styrene	BRL	0.0066		mg/Kg-dry	151340	1	09/08/2011 01:11	JE
Tetrachloroethene	BRL	0.0066		mg/Kg-dry	151340	1	09/08/2011 01:11	JE
Toluene	BRL	0.0066		mg/Kg-dry	151340	1	09/08/2011 01:11	JE
trans-1,2-Dichloroethene	BRL	0.0066		mg/Kg-dry	151340	1	09/08/2011 01:11	JE
trans-1,3-Dichloropropene	BRL	0.0066		mg/Kg-dry	151340	1	09/08/2011 01:11	JE
Trichloroethene	BRL	0.0066		mg/Kg-dry	151340	1	09/08/2011 01:11	JE
Trichlorofluoromethane	BRL	0.0066		mg/Kg-dry	151340	1	09/08/2011 01:11	JE
Vinyl chloride	BRL	0.013		mg/Kg-dry	151340	1	09/08/2011 01:11	JE
Surr: 4-Bromofluorobenzene	115	56-137		%REC	151340	1	09/08/2011 01:11	JE
Surr: Dibromofluoromethane	185	73.7-137	S	%REC	151340	1	09/08/2011 01:11	JE
Surr: Toluene-d8	94.5	69.2-126		%REC	151340	1	09/08/2011 01:11	JE
PERCENT MOISTURE D2216								
Percent Moisture	12.3	0		wt%	R204696	1	09/07/2011 11:00	AS

Qualifiers:

*	Value exceeds maximum contaminant level	E	Estimated (value above quantitation range)
BRL	Below reporting limit	S	Spike Recovery outside limits due to matrix
H	Holding times for preparation or analysis exceeded	Narr	See case narrative
N	Analyte not NELAC certified	NC	Not confirmed
B	Analyte detected in the associated method blank	<	Less than Result value
>	Greater than Result value	J	Estimated value detected below Reporting Limit

Analytical Environmental Services, Inc

Date: 12-Sep-11

Client:	Peachtree Environmental	**Client Sample ID:**	TNB-0911-SB4A(0-2FT)
Project Name:	Thomasville National Bank	**Collection Date:**	9/1/2011 6:20:00 PM
Lab ID:	1109215-004	**Matrix:**	Soil

Analyses	Result	Reporting Limit	Qual	Units	BatchID	Dilution Factor	Date Analyzed	Analyst
TCL VOLATILE ORGANICS SW8260B				**(SW5035)**				
1,1,1-Trichloroethane	BRL	0.0074		mg/Kg-dry	151340	1	09/08/2011 01:37	JE
1,1,2,2-Tetrachloroethane	BRL	0.0074		mg/Kg-dry	151340	1	09/08/2011 01:37	JE
1,1,2-Trichloroethane	BRL	0.0074		mg/Kg-dry	151340	1	09/08/2011 01:37	JE
1,1-Dichloroethane	BRL	0.0074		mg/Kg-dry	151340	1	09/08/2011 01:37	JE
1,1-Dichloroethene	BRL	0.0074		mg/Kg-dry	151340	1	09/08/2011 01:37	JE
1,2,4-Trichlorobenzene	BRL	0.0074		mg/Kg-dry	151340	1	09/08/2011 01:37	JE
1,2-Dibromo-3-chloropropane	BRL	0.0074		mg/Kg-dry	151340	1	09/08/2011 01:37	JE
1,2-Dibromoethane	BRL	0.0074		mg/Kg-dry	151340	1	09/08/2011 01:37	JE
1,2-Dichlorobenzene	BRL	0.0074		mg/Kg-dry	151340	1	09/08/2011 01:37	JE
1,2-Dichloroethane	BRL	0.0074		mg/Kg-dry	151340	1	09/08/2011 01:37	JE
1,2-Dichloropropane	BRL	0.0074		mg/Kg-dry	151340	1	09/08/2011 01:37	JE
1,3-Dichlorobenzene	BRL	0.0074		mg/Kg-dry	151340	1	09/08/2011 01:37	JE
1,4-Dichlorobenzene	BRL	0.0074		mg/Kg-dry	151340	1	09/08/2011 01:37	JE
2-Butanone	BRL	0.074		mg/Kg-dry	151340	1	09/08/2011 01:37	JE
2-Hexanone	BRL	0.015		mg/Kg-dry	151340	1	09/08/2011 01:37	JE
4-Methyl-2-pentanone	BRL	0.015		mg/Kg-dry	151340	1	09/08/2011 01:37	JE
Acetone	BRL	0.15		mg/Kg-dry	151340	1	09/08/2011 01:37	JE
Benzene	BRL	0.0074		mg/Kg-dry	151340	1	09/08/2011 01:37	JE
Bromodichloromethane	BRL	0.0074		mg/Kg-dry	151340	1	09/08/2011 01:37	JE
Bromoform	BRL	0.0074		mg/Kg-dry	151340	1	09/08/2011 01:37	JE
Bromomethane	BRL	0.0074		mg/Kg-dry	151340	1	09/08/2011 01:37	JE
Carbon disulfide	BRL	0.015		mg/Kg-dry	151340	1	09/08/2011 01:37	JE
Carbon tetrachloride	BRL	0.0074		mg/Kg-dry	151340	1	09/08/2011 01:37	JE
Chlorobenzene	BRL	0.0074		mg/Kg-dry	151340	1	09/08/2011 01:37	JE
Chloroethane	BRL	0.015		mg/Kg-dry	151340	1	09/08/2011 01:37	JE
Chloroform	BRL	0.0074		mg/Kg-dry	151340	1	09/08/2011 01:37	JE
Chloromethane	BRL	0.015		mg/Kg-dry	151340	1	09/08/2011 01:37	JE
cis-1,2-Dichloroethene	BRL	0.0074		mg/Kg-dry	151340	1	09/08/2011 01:37	JE
cis-1,3-Dichloropropene	BRL	0.0074		mg/Kg-dry	151340	1	09/08/2011 01:37	JE
Cyclohexane	BRL	0.0074		mg/Kg-dry	151340	1	09/08/2011 01:37	JE
Dibromochloromethane	BRL	0.0074		mg/Kg-dry	151340	1	09/08/2011 01:37	JE
Dichlorodifluoromethane	BRL	0.015		mg/Kg-dry	151340	1	09/08/2011 01:37	JE
Ethylbenzene	BRL	0.0074		mg/Kg-dry	151340	1	09/08/2011 01:37	JE
Freon-113	BRL	0.015		mg/Kg-dry	151340	1	09/08/2011 01:37	JE
Isopropylbenzene	BRL	0.0074		mg/Kg-dry	151340	1	09/08/2011 01:37	JE
m,p-Xylene	BRL	0.0074		mg/Kg-dry	151340	1	09/08/2011 01:37	JE
Methyl acetate	BRL	0.0074		mg/Kg-dry	151340	1	09/08/2011 01:37	JE
Methyl tert-butyl ether	BRL	0.0074		mg/Kg-dry	151340	1	09/08/2011 01:37	JE
Methylcyclohexane	BRL	0.0074		mg/Kg-dry	151340	1	09/08/2011 01:37	JE
Methylene chloride	BRL	0.0074		mg/Kg-dry	151340	1	09/08/2011 01:37	JE
o-Xylene	BRL	0.0074		mg/Kg-dry	151340	1	09/08/2011 01:37	JE

Qualifiers:

*	Value exceeds maximum contaminant level	E	Estimated (value above quantitation range)
BRL	Below reporting limit	S	Spike Recovery outside limits due to matrix
H	Holding times for preparation or analysis exceeded	Narr	See case narrative
N	Analyte not NELAC certified	NC	Not confirmed
B	Analyte detected in the associated method blank	<	Less than Result value
>	Greater than Result value	J	Estimated value detected below Reporting Limit

Analytical Environmental Services, Inc

Date: 12-Sep-11

Client:	Peachtree Environmental	**Client Sample ID:**	TNB-0911-SB4A(0-2FT)
Project Name:	Thomasville National Bank	**Collection Date:**	9/1/2011 6:20:00 PM
Lab ID:	1109215-004	**Matrix:**	Soil

Analyses	Result	Reporting Limit	Qual	Units	BatchID	Dilution Factor	Date Analyzed	Analyst
TCL VOLATILE ORGANICS SW8260B				**(SW5035)**				
Styrene	BRL	0.0074		mg/Kg-dry	151340	1	09/08/2011 01:37	JE
Tetrachloroethene	BRL	0.0074		mg/Kg-dry	151340	1	09/08/2011 01:37	JE
Toluene	BRL	0.0074		mg/Kg-dry	151340	1	09/08/2011 01:37	JE
trans-1,2-Dichloroethene	BRL	0.0074		mg/Kg-dry	151340	1	09/08/2011 01:37	JE
trans-1,3-Dichloropropene	BRL	0.0074		mg/Kg-dry	151340	1	09/08/2011 01:37	JE
Trichloroethene	BRL	0.0074		mg/Kg-dry	151340	1	09/08/2011 01:37	JE
Trichlorofluoromethane	BRL	0.0074		mg/Kg-dry	151340	1	09/08/2011 01:37	JE
Vinyl chloride	BRL	0.015		mg/Kg-dry	151340	1	09/08/2011 01:37	JE
Surr: 4-Bromofluorobenzene	115	56-137		%REC	151340	1	09/08/2011 01:37	JE
Surr: Dibromofluoromethane	142	73.7-137	S	%REC	151340	1	09/08/2011 01:37	JE
Surr: Toluene-d8	95.4	69.2-126		%REC	151340	1	09/08/2011 01:37	JE
PERCENT MOISTURE D2216								
Percent Moisture	11.2	0		wt%	R204696	1	09/07/2011 11:00	AS

Qualifiers:

*	Value exceeds maximum contaminant level	E	Estimated (value above quantitation range)
BRL	Below reporting limit	S	Spike Recovery outside limits due to matrix
H	Holding times for preparation or analysis exceeded	Narr	See case narrative
N	Analyte not NELAC certified	NC	Not confirmed
B	Analyte detected in the associated method blank	<	Less than Result value
>	Greater than Result value	J	Estimated value detected below Reporting Limit

Analytical Environmental Services, Inc

Date: 12-Sep-11

Client:	Peachtree Environmental	**Client Sample ID:**	TNB-0911-SB5A(0-2FT)
Project Name:	Thomasville National Bank	**Collection Date:**	9/1/2011 6:55:00 PM
Lab ID:	1109215-005	**Matrix:**	Soil

Analyses	Result	Reporting Limit	Qual	Units	BatchID	Dilution Factor	Date Analyzed	Analyst
TCL VOLATILE ORGANICS SW8260B				**(SW5035)**				
1,1,1-Trichloroethane	BRL	0.0069		mg/Kg-dry	151340	1	09/08/2011 02:02	JE
1,1,2,2-Tetrachloroethane	BRL	0.0069		mg/Kg-dry	151340	1	09/08/2011 02:02	JE
1,1,2-Trichloroethane	BRL	0.0069		mg/Kg-dry	151340	1	09/08/2011 02:02	JE
1,1-Dichloroethane	BRL	0.0069		mg/Kg-dry	151340	1	09/08/2011 02:02	JE
1,1-Dichloroethene	BRL	0.0069		mg/Kg-dry	151340	1	09/08/2011 02:02	JE
1,2,4-Trichlorobenzene	BRL	0.0069		mg/Kg-dry	151340	1	09/08/2011 02:02	JE
1,2-Dibromo-3-chloropropane	BRL	0.0069		mg/Kg-dry	151340	1	09/08/2011 02:02	JE
1,2-Dibromoethane	BRL	0.0069		mg/Kg-dry	151340	1	09/08/2011 02:02	JE
1,2-Dichlorobenzene	BRL	0.0069		mg/Kg-dry	151340	1	09/08/2011 02:02	JE
1,2-Dichloroethane	BRL	0.0069		mg/Kg-dry	151340	1	09/08/2011 02:02	JE
1,2-Dichloropropane	BRL	0.0069		mg/Kg-dry	151340	1	09/08/2011 02:02	JE
1,3-Dichlorobenzene	BRL	0.0069		mg/Kg-dry	151340	1	09/08/2011 02:02	JE
1,4-Dichlorobenzene	BRL	0.0069		mg/Kg-dry	151340	1	09/08/2011 02:02	JE
2-Butanone	BRL	0.069		mg/Kg-dry	151340	1	09/08/2011 02:02	JE
2-Hexanone	BRL	0.014		mg/Kg-dry	151340	1	09/08/2011 02:02	JE
4-Methyl-2-pentanone	BRL	0.014		mg/Kg-dry	151340	1	09/08/2011 02:02	JE
Acetone	BRL	0.14		mg/Kg-dry	151340	1	09/08/2011 02:02	JE
Benzene	BRL	0.0069		mg/Kg-dry	151340	1	09/08/2011 02:02	JE
Bromodichloromethane	BRL	0.0069		mg/Kg-dry	151340	1	09/08/2011 02:02	JE
Bromoform	BRL	0.0069		mg/Kg-dry	151340	1	09/08/2011 02:02	JE
Bromomethane	BRL	0.0069		mg/Kg-dry	151340	1	09/08/2011 02:02	JE
Carbon disulfide	BRL	0.014		mg/Kg-dry	151340	1	09/08/2011 02:02	JE
Carbon tetrachloride	BRL	0.0069		mg/Kg-dry	151340	1	09/08/2011 02:02	JE
Chlorobenzene	BRL	0.0069		mg/Kg-dry	151340	1	09/08/2011 02:02	JE
Chloroethane	BRL	0.014		mg/Kg-dry	151340	1	09/08/2011 02:02	JE
Chloroform	BRL	0.0069		mg/Kg-dry	151340	1	09/08/2011 02:02	JE
Chloromethane	BRL	0.014		mg/Kg-dry	151340	1	09/08/2011 02:02	JE
cis-1,2-Dichloroethene	BRL	0.0069		mg/Kg-dry	151340	1	09/08/2011 02:02	JE
cis-1,3-Dichloropropene	BRL	0.0069		mg/Kg-dry	151340	1	09/08/2011 02:02	JE
Cyclohexane	BRL	0.0069		mg/Kg-dry	151340	1	09/08/2011 02:02	JE
Dibromochloromethane	BRL	0.0069		mg/Kg-dry	151340	1	09/08/2011 02:02	JE
Dichlorodifluoromethane	BRL	0.014		mg/Kg-dry	151340	1	09/08/2011 02:02	JE
Ethylbenzene	BRL	0.0069		mg/Kg-dry	151340	1	09/08/2011 02:02	JE
Freon-113	BRL	0.014		mg/Kg-dry	151340	1	09/08/2011 02:02	JE
Isopropylbenzene	BRL	0.0069		mg/Kg-dry	151340	1	09/08/2011 02:02	JE
m,p-Xylene	BRL	0.0069		mg/Kg-dry	151340	1	09/08/2011 02:02	JE
Methyl acetate	BRL	0.0069		mg/Kg-dry	151340	1	09/08/2011 02:02	JE
Methyl tert-butyl ether	BRL	0.0069		mg/Kg-dry	151340	1	09/08/2011 02:02	JE
Methylcyclohexane	BRL	0.0069		mg/Kg-dry	151340	1	09/08/2011 02:02	JE
Methylene chloride	BRL	0.0069		mg/Kg-dry	151340	1	09/08/2011 02:02	JE
o-Xylene	BRL	0.0069		mg/Kg-dry	151340	1	09/08/2011 02:02	JE

Qualifiers:

*	Value exceeds maximum contaminant level	E	Estimated (value above quantitation range)
BRL	Below reporting limit	S	Spike Recovery outside limits due to matrix
H	Holding times for preparation or analysis exceeded	Narr	See case narrative
N	Analyte not NELAC certified	NC	Not confirmed
B	Analyte detected in the associated method blank	<	Less than Result value
>	Greater than Result value	J	Estimated value detected below Reporting Limit

Analytical Environmental Services, Inc

Date: 12-Sep-11

Client:	Peachtree Environmental	**Client Sample ID:**	TNB-0911-SB5A(0-2FT)
Project Name:	Thomasville National Bank	**Collection Date:**	9/1/2011 6:55:00 PM
Lab ID:	1109215-005	**Matrix:**	Soil

Analyses	Result	Reporting Limit	Qual	Units	BatchID	Dilution Factor	Date Analyzed	Analyst
TCL VOLATILE ORGANICS SW8260B				**(SW5035)**				
Styrene	BRL	0.0069		mg/Kg-dry	151340	1	09/08/2011 02:02	JE
Tetrachloroethene	BRL	0.0069		mg/Kg-dry	151340	1	09/08/2011 02:02	JE
Toluene	BRL	0.0069		mg/Kg-dry	151340	1	09/08/2011 02:02	JE
trans-1,2-Dichloroethene	BRL	0.0069		mg/Kg-dry	151340	1	09/08/2011 02:02	JE
trans-1,3-Dichloropropene	BRL	0.0069		mg/Kg-dry	151340	1	09/08/2011 02:02	JE
Trichloroethene	BRL	0.0069		mg/Kg-dry	151340	1	09/08/2011 02:02	JE
Trichlorofluoromethane	BRL	0.0069		mg/Kg-dry	151340	1	09/08/2011 02:02	JE
Vinyl chloride	BRL	0.014		mg/Kg-dry	151340	1	09/08/2011 02:02	JE
Surr: 4-Bromofluorobenzene	115	56-137		%REC	151340	1	09/08/2011 02:02	JE
Surr: Dibromofluoromethane	134	73.7-137		%REC	151340	1	09/08/2011 02:02	JE
Surr: Toluene-d8	93	69.2-126		%REC	151340	1	09/08/2011 02:02	JE
PERCENT MOISTURE D2216								
Percent Moisture	16.7	0		wt%	R204696	1	09/07/2011 11:00	AS

Qualifiers:

*	Value exceeds maximum contaminant level	E	Estimated (value above quantitation range)
BRL	Below reporting limit	S	Spike Recovery outside limits due to matrix
H	Holding times for preparation or analysis exceeded	Narr	See case narrative
N	Analyte not NELAC certified	NC	Not confirmed
B	Analyte detected in the associated method blank	<	Less than Result value
>	Greater than Result value	J	Estimated value detected below Reporting Limit

Analytical Environmental Services, Inc

Date: 12-Sep-11

Client:	Peachtree Environmental	**Client Sample ID:**	TNB-0911-SB6(0-2FT)
Project Name:	Thomasville National Bank	**Collection Date:**	9/1/2011 4:20:00 PM
Lab ID:	1109215-006	**Matrix:**	Soil

Analyses	Result	Reporting Limit	Qual	Units	BatchID	Dilution Factor	Date Analyzed	Analyst
TCL VOLATILE ORGANICS SW8260B				**(SW5035)**				
1,1,1-Trichloroethane	BRL	0.0061		mg/Kg-dry	151340	1	09/08/2011 02:27	JE
1,1,2,2-Tetrachloroethane	BRL	0.0061		mg/Kg-dry	151340	1	09/08/2011 02:27	JE
1,1,2-Trichloroethane	BRL	0.0061		mg/Kg-dry	151340	1	09/08/2011 02:27	JE
1,1-Dichloroethane	BRL	0.0061		mg/Kg-dry	151340	1	09/08/2011 02:27	JE
1,1-Dichloroethene	BRL	0.0061		mg/Kg-dry	151340	1	09/08/2011 02:27	JE
1,2,4-Trichlorobenzene	BRL	0.0061		mg/Kg-dry	151340	1	09/08/2011 02:27	JE
1,2-Dibromo-3-chloropropane	BRL	0.0061		mg/Kg-dry	151340	1	09/08/2011 02:27	JE
1,2-Dibromoethane	BRL	0.0061		mg/Kg-dry	151340	1	09/08/2011 02:27	JE
1,2-Dichlorobenzene	BRL	0.0061		mg/Kg-dry	151340	1	09/08/2011 02:27	JE
1,2-Dichloroethane	BRL	0.0061		mg/Kg-dry	151340	1	09/08/2011 02:27	JE
1,2-Dichloropropane	BRL	0.0061		mg/Kg-dry	151340	1	09/08/2011 02:27	JE
1,3-Dichlorobenzene	BRL	0.0061		mg/Kg-dry	151340	1	09/08/2011 02:27	JE
1,4-Dichlorobenzene	BRL	0.0061		mg/Kg-dry	151340	1	09/08/2011 02:27	JE
2-Butanone	BRL	0.061		mg/Kg-dry	151340	1	09/08/2011 02:27	JE
2-Hexanone	BRL	0.012		mg/Kg-dry	151340	1	09/08/2011 02:27	JE
4-Methyl-2-pentanone	BRL	0.012		mg/Kg-dry	151340	1	09/08/2011 02:27	JE
Acetone	BRL	0.12		mg/Kg-dry	151340	1	09/08/2011 02:27	JE
Benzene	BRL	0.0061		mg/Kg-dry	151340	1	09/08/2011 02:27	JE
Bromodichloromethane	BRL	0.0061		mg/Kg-dry	151340	1	09/08/2011 02:27	JE
Bromoform	BRL	0.0061		mg/Kg-dry	151340	1	09/08/2011 02:27	JE
Bromomethane	BRL	0.0061		mg/Kg-dry	151340	1	09/08/2011 02:27	JE
Carbon disulfide	BRL	0.012		mg/Kg-dry	151340	1	09/08/2011 02:27	JE
Carbon tetrachloride	BRL	0.0061		mg/Kg-dry	151340	1	09/08/2011 02:27	JE
Chlorobenzene	BRL	0.0061		mg/Kg-dry	151340	1	09/08/2011 02:27	JE
Chloroethane	BRL	0.012		mg/Kg-dry	151340	1	09/08/2011 02:27	JE
Chloroform	BRL	0.0061		mg/Kg-dry	151340	1	09/08/2011 02:27	JE
Chloromethane	BRL	0.012		mg/Kg-dry	151340	1	09/08/2011 02:27	JE
cis-1,2-Dichloroethene	BRL	0.0061		mg/Kg-dry	151340	1	09/08/2011 02:27	JE
cis-1,3-Dichloropropene	BRL	0.0061		mg/Kg-dry	151340	1	09/08/2011 02:27	JE
Cyclohexane	BRL	0.0061		mg/Kg-dry	151340	1	09/08/2011 02:27	JE
Dibromochloromethane	BRL	0.0061		mg/Kg-dry	151340	1	09/08/2011 02:27	JE
Dichlorodifluoromethane	BRL	0.012		mg/Kg-dry	151340	1	09/08/2011 02:27	JE
Ethylbenzene	BRL	0.0061		mg/Kg-dry	151340	1	09/08/2011 02:27	JE
Freon-113	BRL	0.012		mg/Kg-dry	151340	1	09/08/2011 02:27	JE
Isopropylbenzene	BRL	0.0061		mg/Kg-dry	151340	1	09/08/2011 02:27	JE
m,p-Xylene	BRL	0.0061		mg/Kg-dry	151340	1	09/08/2011 02:27	JE
Methyl acetate	BRL	0.0061		mg/Kg-dry	151340	1	09/08/2011 02:27	JE
Methyl tert-butyl ether	BRL	0.0061		mg/Kg-dry	151340	1	09/08/2011 02:27	JE
Methylcyclohexane	BRL	0.0061		mg/Kg-dry	151340	1	09/08/2011 02:27	JE
Methylene chloride	BRL	0.0061		mg/Kg-dry	151340	1	09/08/2011 02:27	JE
o-Xylene	BRL	0.0061		mg/Kg-dry	151340	1	09/08/2011 02:27	JE

Qualifiers:

*	Value exceeds maximum contaminant level	E	Estimated (value above quantitation range)
BRL	Below reporting limit	S	Spike Recovery outside limits due to matrix
H	Holding times for preparation or analysis exceeded	Narr	See case narrative
N	Analyte not NELAC certified	NC	Not confirmed
B	Analyte detected in the associated method blank	<	Less than Result value
>	Greater than Result value	J	Estimated value detected below Reporting Limit

Analytical Environmental Services, Inc **Date:** 12-Sep-11

Client:	Peachtree Environmental	**Client Sample ID:**	TNB-0911-SB6(0-2FT)
Project Name:	Thomasville National Bank	**Collection Date:**	9/1/2011 4:20:00 PM
Lab ID:	1109215-006	**Matrix:**	Soil

Analyses	Result	Reporting Limit	Qual	Units	BatchID	Dilution Factor	Date Analyzed	Analyst
TCL VOLATILE ORGANICS SW8260B				**(SW5035)**				
Styrene	BRL	0.0061		mg/Kg-dry	151340	1	09/08/2011 02:27	JE
Tetrachloroethene	0.0084	0.0061		mg/Kg-dry	151340	1	09/08/2011 02:27	JE
Toluene	BRL	0.0061		mg/Kg-dry	151340	1	09/08/2011 02:27	JE
trans-1,2-Dichloroethene	BRL	0.0061		mg/Kg-dry	151340	1	09/08/2011 02:27	JE
trans-1,3-Dichloropropene	BRL	0.0061		mg/Kg-dry	151340	1	09/08/2011 02:27	JE
Trichloroethene	BRL	0.0061		mg/Kg-dry	151340	1	09/08/2011 02:27	JE
Trichlorofluoromethane	BRL	0.0061		mg/Kg-dry	151340	1	09/08/2011 02:27	JE
Vinyl chloride	BRL	0.012		mg/Kg-dry	151340	1	09/08/2011 02:27	JE
Surr: 4-Bromofluorobenzene	111	56-137		%REC	151340	1	09/08/2011 02:27	JE
Surr: Dibromofluoromethane	154	73.7-137	S	%REC	151340	1	09/08/2011 02:27	JE
Surr: Toluene-d8	106	69.2-126		%REC	151340	1	09/08/2011 02:27	JE
PERCENT MOISTURE D2216								
Percent Moisture	8.21	0		wt%	R204696	1	09/07/2011 11:00	AS

Qualifiers:

*	Value exceeds maximum contaminant level	E	Estimated (value above quantitation range)
BRL	Below reporting limit	S	Spike Recovery outside limits due to matrix
H	Holding times for preparation or analysis exceeded	Narr	See case narrative
N	Analyte not NELAC certified	NC	Not confirmed
B	Analyte detected in the associated method blank	<	Less than Result value
>	Greater than Result value	J	Estimated value detected below Reporting Limit

Analytical Environmental Services, Inc

Date: 12-Sep-11

Client:	Peachtree Environmental	**Client Sample ID:**	TNB-0911-SB6(15-20FT)
Project Name:	Thomasville National Bank	**Collection Date:**	9/1/2011 4:50:00 PM
Lab ID:	1109215-007	**Matrix:**	Soil

Analyses	Result	Reporting Limit	Qual	Units	BatchID	Dilution Factor	Date Analyzed	Analyst
TCL VOLATILE ORGANICS SW8260B				**(SW5035)**				
1,1,1-Trichloroethane	BRL	0.0069		mg/Kg-dry	151340	1	09/09/2011 00:30	GK
1,1,2,2-Tetrachloroethane	BRL	0.0069		mg/Kg-dry	151340	1	09/09/2011 00:30	GK
1,1,2-Trichloroethane	BRL	0.0069		mg/Kg-dry	151340	1	09/09/2011 00:30	GK
1,1-Dichloroethane	BRL	0.0069		mg/Kg-dry	151340	1	09/09/2011 00:30	GK
1,1-Dichloroethene	BRL	0.0069		mg/Kg-dry	151340	1	09/09/2011 00:30	GK
1,2,4-Trichlorobenzene	BRL	0.0069		mg/Kg-dry	151340	1	09/09/2011 00:30	GK
1,2-Dibromo-3-chloropropane	BRL	0.0069		mg/Kg-dry	151340	1	09/09/2011 00:30	GK
1,2-Dibromoethane	BRL	0.0069		mg/Kg-dry	151340	1	09/09/2011 00:30	GK
1,2-Dichlorobenzene	BRL	0.0069		mg/Kg-dry	151340	1	09/09/2011 00:30	GK
1,2-Dichloroethane	BRL	0.0069		mg/Kg-dry	151340	1	09/09/2011 00:30	GK
1,2-Dichloropropane	BRL	0.0069		mg/Kg-dry	151340	1	09/09/2011 00:30	GK
1,3-Dichlorobenzene	BRL	0.0069		mg/Kg-dry	151340	1	09/09/2011 00:30	GK
1,4-Dichlorobenzene	BRL	0.0069		mg/Kg-dry	151340	1	09/09/2011 00:30	GK
2-Butanone	BRL	0.069		mg/Kg-dry	151340	1	09/09/2011 00:30	GK
2-Hexanone	BRL	0.014		mg/Kg-dry	151340	1	09/09/2011 00:30	GK
4-Methyl-2-pentanone	BRL	0.014		mg/Kg-dry	151340	1	09/09/2011 00:30	GK
Acetone	BRL	0.14		mg/Kg-dry	151340	1	09/09/2011 00:30	GK
Benzene	BRL	0.0069		mg/Kg-dry	151340	1	09/09/2011 00:30	GK
Bromodichloromethane	BRL	0.0069		mg/Kg-dry	151340	1	09/09/2011 00:30	GK
Bromoform	BRL	0.0069		mg/Kg-dry	151340	1	09/09/2011 00:30	GK
Bromomethane	BRL	0.0069		mg/Kg-dry	151340	1	09/09/2011 00:30	GK
Carbon disulfide	BRL	0.014		mg/Kg-dry	151340	1	09/09/2011 00:30	GK
Carbon tetrachloride	BRL	0.0069		mg/Kg-dry	151340	1	09/09/2011 00:30	GK
Chlorobenzene	BRL	0.0069		mg/Kg-dry	151340	1	09/09/2011 00:30	GK
Chloroethane	BRL	0.014		mg/Kg-dry	151340	1	09/09/2011 00:30	GK
Chloroform	BRL	0.0069		mg/Kg-dry	151340	1	09/09/2011 00:30	GK
Chloromethane	BRL	0.014		mg/Kg-dry	151340	1	09/09/2011 00:30	GK
cis-1,2-Dichloroethene	BRL	0.0069		mg/Kg-dry	151340	1	09/09/2011 00:30	GK
cis-1,3-Dichloropropene	BRL	0.0069		mg/Kg-dry	151340	1	09/09/2011 00:30	GK
Cyclohexane	BRL	0.0069		mg/Kg-dry	151340	1	09/09/2011 00:30	GK
Dibromochloromethane	BRL	0.0069		mg/Kg-dry	151340	1	09/09/2011 00:30	GK
Dichlorodifluoromethane	BRL	0.014		mg/Kg-dry	151340	1	09/09/2011 00:30	GK
Ethylbenzene	BRL	0.0069		mg/Kg-dry	151340	1	09/09/2011 00:30	GK
Freon-113	BRL	0.014		mg/Kg-dry	151340	1	09/09/2011 00:30	GK
Isopropylbenzene	BRL	0.0069		mg/Kg-dry	151340	1	09/09/2011 00:30	GK
m,p-Xylene	BRL	0.0069		mg/Kg-dry	151340	1	09/09/2011 00:30	GK
Methyl acetate	BRL	0.0069		mg/Kg-dry	151340	1	09/09/2011 00:30	GK
Methyl tert-butyl ether	BRL	0.0069		mg/Kg-dry	151340	1	09/09/2011 00:30	GK
Methylcyclohexane	BRL	0.0069		mg/Kg-dry	151340	1	09/09/2011 00:30	GK
Methylene chloride	BRL	0.0069		mg/Kg-dry	151340	1	09/09/2011 00:30	GK
o-Xylene	BRL	0.0069		mg/Kg-dry	151340	1	09/09/2011 00:30	GK

Qualifiers:

*	Value exceeds maximum contaminant level	E	Estimated (value above quantitation range)
BRL	Below reporting limit	S	Spike Recovery outside limits due to matrix
H	Holding times for preparation or analysis exceeded	Narr	See case narrative
N	Analyte not NELAC certified	NC	Not confirmed
B	Analyte detected in the associated method blank	<	Less than Result value
>	Greater than Result value	J	Estimated value detected below Reporting Limit

Analytical Environmental Services, Inc

Date: 12-Sep-11

Client:	Peachtree Environmental	**Client Sample ID:**	TNB-0911-SB6(15-20FT)
Project Name:	Thomasville National Bank	**Collection Date:**	9/1/2011 4:50:00 PM
Lab ID:	1109215-007	**Matrix:**	Soil

Analyses	Result	Reporting Limit	Qual	Units	BatchID	Dilution Factor	Date Analyzed	Analyst
TCL VOLATILE ORGANICS SW8260B				**(SW5035)**				
Styrene	BRL	0.0069		mg/Kg-dry	151340	1	09/09/2011 00:30	GK
Tetrachloroethene	BRL	0.0069		mg/Kg-dry	151340	1	09/09/2011 00:30	GK
Toluene	BRL	0.0069		mg/Kg-dry	151340	1	09/09/2011 00:30	GK
trans-1,2-Dichloroethene	BRL	0.0069		mg/Kg-dry	151340	1	09/09/2011 00:30	GK
trans-1,3-Dichloropropene	BRL	0.0069		mg/Kg-dry	151340	1	09/09/2011 00:30	GK
Trichloroethene	BRL	0.0069		mg/Kg-dry	151340	1	09/09/2011 00:30	GK
Trichlorofluoromethane	BRL	0.0069		mg/Kg-dry	151340	1	09/09/2011 00:30	GK
Vinyl chloride	BRL	0.014		mg/Kg-dry	151340	1	09/09/2011 00:30	GK
Surr: 4-Bromofluorobenzene	103	56-137		%REC	151340	1	09/09/2011 00:30	GK
Surr: Dibromofluoromethane	91.5	73.7-137		%REC	151340	1	09/09/2011 00:30	GK
Surr: Toluene-d8	92.7	69.2-126		%REC	151340	1	09/09/2011 00:30	GK
PERCENT MOISTURE D2216								
Percent Moisture	8.30	0		wt%	R204696	1	09/07/2011 11:00	AS

Qualifiers:

*	Value exceeds maximum contaminant level	E	Estimated (value above quantitation range)
BRL	Below reporting limit	S	Spike Recovery outside limits due to matrix
H	Holding times for preparation or analysis exceeded	Narr	See case narrative
N	Analyte not NELAC certified	NC	Not confirmed
B	Analyte detected in the associated method blank	<	Less than Result value
>	Greater than Result value	J	Estimated value detected below Reporting Limit

Analytical Environmental Services, Inc

Date: 12-Sep-11

Client:	Peachtree Environmental	**Client Sample ID:**	TNB-0911-SB7(0-2FT)
Project Name:	Thomasville National Bank	**Collection Date:**	9/1/2011 5:15:00 PM
Lab ID:	1109215-008	**Matrix:**	Soil

Analyses	Result	Reporting Limit	Qual	Units	BatchID	Dilution Factor	Date Analyzed	Analyst
TCL VOLATILE ORGANICS SW8260B				**(SW5035)**				
1,1,1-Trichloroethane	BRL	0.0074		mg/Kg-dry	151340	1	09/08/2011 03:18	JE
1,1,2,2-Tetrachloroethane	BRL	0.0074		mg/Kg-dry	151340	1	09/08/2011 03:18	JE
1,1,2-Trichloroethane	BRL	0.0074		mg/Kg-dry	151340	1	09/08/2011 03:18	JE
1,1-Dichloroethane	BRL	0.0074		mg/Kg-dry	151340	1	09/08/2011 03:18	JE
1,1-Dichloroethene	BRL	0.0074		mg/Kg-dry	151340	1	09/08/2011 03:18	JE
1,2,4-Trichlorobenzene	BRL	0.0074		mg/Kg-dry	151340	1	09/08/2011 03:18	JE
1,2-Dibromo-3-chloropropane	BRL	0.0074		mg/Kg-dry	151340	1	09/08/2011 03:18	JE
1,2-Dibromoethane	BRL	0.0074		mg/Kg-dry	151340	1	09/08/2011 03:18	JE
1,2-Dichlorobenzene	BRL	0.0074		mg/Kg-dry	151340	1	09/08/2011 03:18	JE
1,2-Dichloroethane	BRL	0.0074		mg/Kg-dry	151340	1	09/08/2011 03:18	JE
1,2-Dichloropropane	BRL	0.0074		mg/Kg-dry	151340	1	09/08/2011 03:18	JE
1,3-Dichlorobenzene	BRL	0.0074		mg/Kg-dry	151340	1	09/08/2011 03:18	JE
1,4-Dichlorobenzene	BRL	0.0074		mg/Kg-dry	151340	1	09/08/2011 03:18	JE
2-Butanone	BRL	0.074		mg/Kg-dry	151340	1	09/08/2011 03:18	JE
2-Hexanone	BRL	0.015		mg/Kg-dry	151340	1	09/08/2011 03:18	JE
4-Methyl-2-pentanone	BRL	0.015		mg/Kg-dry	151340	1	09/08/2011 03:18	JE
Acetone	BRL	0.15		mg/Kg-dry	151340	1	09/08/2011 03:18	JE
Benzene	BRL	0.0074		mg/Kg-dry	151340	1	09/08/2011 03:18	JE
Bromodichloromethane	BRL	0.0074		mg/Kg-dry	151340	1	09/08/2011 03:18	JE
Bromoform	BRL	0.0074		mg/Kg-dry	151340	1	09/08/2011 03:18	JE
Bromomethane	BRL	0.0074		mg/Kg-dry	151340	1	09/08/2011 03:18	JE
Carbon disulfide	BRL	0.015		mg/Kg-dry	151340	1	09/08/2011 03:18	JE
Carbon tetrachloride	BRL	0.0074		mg/Kg-dry	151340	1	09/08/2011 03:18	JE
Chlorobenzene	BRL	0.0074		mg/Kg-dry	151340	1	09/08/2011 03:18	JE
Chloroethane	BRL	0.015		mg/Kg-dry	151340	1	09/08/2011 03:18	JE
Chloroform	BRL	0.0074		mg/Kg-dry	151340	1	09/08/2011 03:18	JE
Chloromethane	BRL	0.015		mg/Kg-dry	151340	1	09/08/2011 03:18	JE
cis-1,2-Dichloroethene	BRL	0.0074		mg/Kg-dry	151340	1	09/08/2011 03:18	JE
cis-1,3-Dichloropropene	BRL	0.0074		mg/Kg-dry	151340	1	09/08/2011 03:18	JE
Cyclohexane	BRL	0.0074		mg/Kg-dry	151340	1	09/08/2011 03:18	JE
Dibromochloromethane	BRL	0.0074		mg/Kg-dry	151340	1	09/08/2011 03:18	JE
Dichlorodifluoromethane	BRL	0.015		mg/Kg-dry	151340	1	09/08/2011 03:18	JE
Ethylbenzene	BRL	0.0074		mg/Kg-dry	151340	1	09/08/2011 03:18	JE
Freon-113	BRL	0.015		mg/Kg-dry	151340	1	09/08/2011 03:18	JE
Isopropylbenzene	BRL	0.0074		mg/Kg-dry	151340	1	09/08/2011 03:18	JE
m,p-Xylene	BRL	0.0074		mg/Kg-dry	151340	1	09/08/2011 03:18	JE
Methyl acetate	BRL	0.0074		mg/Kg-dry	151340	1	09/08/2011 03:18	JE
Methyl tert-butyl ether	BRL	0.0074		mg/Kg-dry	151340	1	09/08/2011 03:18	JE
Methylcyclohexane	BRL	0.0074		mg/Kg-dry	151340	1	09/08/2011 03:18	JE
Methylene chloride	BRL	0.0074		mg/Kg-dry	151340	1	09/08/2011 03:18	JE
o-Xylene	BRL	0.0074		mg/Kg-dry	151340	1	09/08/2011 03:18	JE

Qualifiers:

*	Value exceeds maximum contaminant level	E	Estimated (value above quantitation range)
BRL	Below reporting limit	S	Spike Recovery outside limits due to matrix
H	Holding times for preparation or analysis exceeded	Narr	See case narrative
N	Analyte not NELAC certified	NC	Not confirmed
B	Analyte detected in the associated method blank	<	Less than Result value
>	Greater than Result value	J	Estimated value detected below Reporting Limit

Analytical Environmental Services, Inc

Date: 12-Sep-11

Client:	Peachtree Environmental	**Client Sample ID:**	TNB-0911-SB7(0-2FT)
Project Name:	Thomasville National Bank	**Collection Date:**	9/1/2011 5:15:00 PM
Lab ID:	1109215-008	**Matrix:**	Soil

Analyses	Result	Reporting Limit	Qual	Units	BatchID	Dilution Factor	Date Analyzed	Analyst
TCL VOLATILE ORGANICS SW8260B				**(SW5035)**				
Styrene	BRL	0.0074		mg/Kg-dry	151340	1	09/08/2011 03:18	JE
Tetrachloroethene	BRL	0.0074		mg/Kg-dry	151340	1	09/08/2011 03:18	JE
Toluene	BRL	0.0074		mg/Kg-dry	151340	1	09/08/2011 03:18	JE
trans-1,2-Dichloroethene	BRL	0.0074		mg/Kg-dry	151340	1	09/08/2011 03:18	JE
trans-1,3-Dichloropropene	BRL	0.0074		mg/Kg-dry	151340	1	09/08/2011 03:18	JE
Trichloroethene	BRL	0.0074		mg/Kg-dry	151340	1	09/08/2011 03:18	JE
Trichlorofluoromethane	BRL	0.0074		mg/Kg-dry	151340	1	09/08/2011 03:18	JE
Vinyl chloride	BRL	0.015		mg/Kg-dry	151340	1	09/08/2011 03:18	JE
Surr: 4-Bromofluorobenzene	121	56-137		%REC	151340	1	09/08/2011 03:18	JE
Surr: Dibromofluoromethane	153	73.7-137	S	%REC	151340	1	09/08/2011 03:18	JE
Surr: Toluene-d8	94.4	69.2-126		%REC	151340	1	09/08/2011 03:18	JE
PERCENT MOISTURE D2216								
Percent Moisture	16.4	0		wt%	R204696	1	09/07/2011 11:00	AS

Qualifiers:

*	Value exceeds maximum contaminant level	E	Estimated (value above quantitation range)
BRL	Below reporting limit	S	Spike Recovery outside limits due to matrix
H	Holding times for preparation or analysis exceeded	Narr	See case narrative
N	Analyte not NELAC certified	NC	Not confirmed
B	Analyte detected in the associated method blank	<	Less than Result value
>	Greater than Result value	J	Estimated value detected below Reporting Limit

Analytical Environmental Services, Inc

Date: 12-Sep-11

Client:	Peachtree Environmental	**Client Sample ID:**	TNB-0911-SB7(15-20FT)
Project Name:	Thomasville National Bank	**Collection Date:**	9/1/2011 6:00:00 PM
Lab ID:	1109215-009	**Matrix:**	Soil

Analyses	Result	Reporting Limit	Qual	Units	BatchID	Dilution Factor	Date Analyzed	Analyst
TCL VOLATILE ORGANICS SW8260B				**(SW5035)**				
1,1,1-Trichloroethane	BRL	0.0081		mg/Kg-dry	151340	1	09/08/2011 03:43	JE
1,1,2,2-Tetrachloroethane	BRL	0.0081		mg/Kg-dry	151340	1	09/08/2011 03:43	JE
1,1,2-Trichloroethane	BRL	0.0081		mg/Kg-dry	151340	1	09/08/2011 03:43	JE
1,1-Dichloroethane	BRL	0.0081		mg/Kg-dry	151340	1	09/08/2011 03:43	JE
1,1-Dichloroethene	BRL	0.0081		mg/Kg-dry	151340	1	09/08/2011 03:43	JE
1,2,4-Trichlorobenzene	BRL	0.0081		mg/Kg-dry	151340	1	09/08/2011 03:43	JE
1,2-Dibromo-3-chloropropane	BRL	0.0081		mg/Kg-dry	151340	1	09/08/2011 03:43	JE
1,2-Dibromoethane	BRL	0.0081		mg/Kg-dry	151340	1	09/08/2011 03:43	JE
1,2-Dichlorobenzene	BRL	0.0081		mg/Kg-dry	151340	1	09/08/2011 03:43	JE
1,2-Dichloroethane	BRL	0.0081		mg/Kg-dry	151340	1	09/08/2011 03:43	JE
1,2-Dichloropropane	BRL	0.0081		mg/Kg-dry	151340	1	09/08/2011 03:43	JE
1,3-Dichlorobenzene	BRL	0.0081		mg/Kg-dry	151340	1	09/08/2011 03:43	JE
1,4-Dichlorobenzene	BRL	0.0081		mg/Kg-dry	151340	1	09/08/2011 03:43	JE
2-Butanone	BRL	0.081		mg/Kg-dry	151340	1	09/08/2011 03:43	JE
2-Hexanone	BRL	0.016		mg/Kg-dry	151340	1	09/08/2011 03:43	JE
4-Methyl-2-pentanone	BRL	0.016		mg/Kg-dry	151340	1	09/08/2011 03:43	JE
Acetone	BRL	0.16		mg/Kg-dry	151340	1	09/08/2011 03:43	JE
Benzene	BRL	0.0081		mg/Kg-dry	151340	1	09/08/2011 03:43	JE
Bromodichloromethane	BRL	0.0081		mg/Kg-dry	151340	1	09/08/2011 03:43	JE
Bromoform	BRL	0.0081		mg/Kg-dry	151340	1	09/08/2011 03:43	JE
Bromomethane	BRL	0.0081		mg/Kg-dry	151340	1	09/08/2011 03:43	JE
Carbon disulfide	BRL	0.016		mg/Kg-dry	151340	1	09/08/2011 03:43	JE
Carbon tetrachloride	BRL	0.0081		mg/Kg-dry	151340	1	09/08/2011 03:43	JE
Chlorobenzene	BRL	0.0081		mg/Kg-dry	151340	1	09/08/2011 03:43	JE
Chloroethane	BRL	0.016		mg/Kg-dry	151340	1	09/08/2011 03:43	JE
Chloroform	BRL	0.0081		mg/Kg-dry	151340	1	09/08/2011 03:43	JE
Chloromethane	BRL	0.016		mg/Kg-dry	151340	1	09/08/2011 03:43	JE
cis-1,2-Dichloroethene	BRL	0.0081		mg/Kg-dry	151340	1	09/08/2011 03:43	JE
cis-1,3-Dichloropropene	BRL	0.0081		mg/Kg-dry	151340	1	09/08/2011 03:43	JE
Cyclohexane	BRL	0.0081		mg/Kg-dry	151340	1	09/08/2011 03:43	JE
Dibromochloromethane	BRL	0.0081		mg/Kg-dry	151340	1	09/08/2011 03:43	JE
Dichlorodifluoromethane	BRL	0.016		mg/Kg-dry	151340	1	09/08/2011 03:43	JE
Ethylbenzene	BRL	0.0081		mg/Kg-dry	151340	1	09/08/2011 03:43	JE
Freon-113	BRL	0.016		mg/Kg-dry	151340	1	09/08/2011 03:43	JE
Isopropylbenzene	BRL	0.0081		mg/Kg-dry	151340	1	09/08/2011 03:43	JE
m,p-Xylene	BRL	0.0081		mg/Kg-dry	151340	1	09/08/2011 03:43	JE
Methyl acetate	BRL	0.0081		mg/Kg-dry	151340	1	09/08/2011 03:43	JE
Methyl tert-butyl ether	BRL	0.0081		mg/Kg-dry	151340	1	09/08/2011 03:43	JE
Methylcyclohexane	BRL	0.0081		mg/Kg-dry	151340	1	09/08/2011 03:43	JE
Methylene chloride	BRL	0.0081		mg/Kg-dry	151340	1	09/08/2011 03:43	JE
o-Xylene	BRL	0.0081		mg/Kg-dry	151340	1	09/08/2011 03:43	JE

Qualifiers:

*	Value exceeds maximum contaminant level	E	Estimated (value above quantitation range)
BRL	Below reporting limit	S	Spike Recovery outside limits due to matrix
H	Holding times for preparation or analysis exceeded	Narr	See case narrative
N	Analyte not NELAC certified	NC	Not confirmed
B	Analyte detected in the associated method blank	<	Less than Result value
>	Greater than Result value	J	Estimated value detected below Reporting Limit

Analytical Environmental Services, Inc

Date: 12-Sep-11

Client:	Peachtree Environmental	**Client Sample ID:**	TNB-0911-SB7(15-20FT)
Project Name:	Thomasville National Bank	**Collection Date:**	9/1/2011 6:00:00 PM
Lab ID:	1109215-009	**Matrix:**	Soil

Analyses	Result	Reporting Limit	Qual	Units	BatchID	Dilution Factor	Date Analyzed	Analyst
TCL VOLATILE ORGANICS SW8260B				**(SW5035)**				
Styrene	BRL	0.0081		mg/Kg-dry	151340	1	09/08/2011 03:43	JE
Tetrachloroethene	BRL	0.0081		mg/Kg-dry	151340	1	09/08/2011 03:43	JE
Toluene	BRL	0.0081		mg/Kg-dry	151340	1	09/08/2011 03:43	JE
trans-1,2-Dichloroethene	BRL	0.0081		mg/Kg-dry	151340	1	09/08/2011 03:43	JE
trans-1,3-Dichloropropene	BRL	0.0081		mg/Kg-dry	151340	1	09/08/2011 03:43	JE
Trichloroethene	BRL	0.0081		mg/Kg-dry	151340	1	09/08/2011 03:43	JE
Trichlorofluoromethane	BRL	0.0081		mg/Kg-dry	151340	1	09/08/2011 03:43	JE
Vinyl chloride	BRL	0.016		mg/Kg-dry	151340	1	09/08/2011 03:43	JE
Surr: 4-Bromofluorobenzene	116	56-137		%REC	151340	1	09/08/2011 03:43	JE
Surr: Dibromofluoromethane	141	73.7-137	S	%REC	151340	1	09/08/2011 03:43	JE
Surr: Toluene-d8	97.5	69.2-126		%REC	151340	1	09/08/2011 03:43	JE
PERCENT MOISTURE D2216								
Percent Moisture	27.7	0		wt%	R204696	1	09/07/2011 11:00	AS

Qualifiers:

*	Value exceeds maximum contaminant level	E	Estimated (value above quantitation range)
BRL	Below reporting limit	S	Spike Recovery outside limits due to matrix
H	Holding times for preparation or analysis exceeded	Narr	See case narrative
N	Analyte not NELAC certified	NC	Not confirmed
B	Analyte detected in the associated method blank	<	Less than Result value
>	Greater than Result value	J	Estimated value detected below Reporting Limit

Analytical Environmental Services, Inc

Date: 12-Sep-11

Client:	Peachtree Environmental	**Client Sample ID:**	TNB-0911-SB8(0-2FT)
Project Name:	Thomasville National Bank	**Collection Date:**	9/1/2011 12:30:00 PM
Lab ID:	1109215-010	**Matrix:**	Soil

Analyses	Result	Reporting Limit	Qual	Units	BatchID	Dilution Factor	Date Analyzed	Analyst
TCL VOLATILE ORGANICS SW8260B				**(SW5035)**				
1,1,1-Trichloroethane	BRL	0.0070		mg/Kg-dry	151340	1	09/08/2011 04:08	JE
1,1,2,2-Tetrachloroethane	BRL	0.0070		mg/Kg-dry	151340	1	09/08/2011 04:08	JE
1,1,2-Trichloroethane	BRL	0.0070		mg/Kg-dry	151340	1	09/08/2011 04:08	JE
1,1-Dichloroethane	BRL	0.0070		mg/Kg-dry	151340	1	09/08/2011 04:08	JE
1,1-Dichloroethene	BRL	0.0070		mg/Kg-dry	151340	1	09/08/2011 04:08	JE
1,2,4-Trichlorobenzene	BRL	0.0070		mg/Kg-dry	151340	1	09/08/2011 04:08	JE
1,2-Dibromo-3-chloropropane	BRL	0.0070		mg/Kg-dry	151340	1	09/08/2011 04:08	JE
1,2-Dibromoethane	BRL	0.0070		mg/Kg-dry	151340	1	09/08/2011 04:08	JE
1,2-Dichlorobenzene	BRL	0.0070		mg/Kg-dry	151340	1	09/08/2011 04:08	JE
1,2-Dichloroethane	BRL	0.0070		mg/Kg-dry	151340	1	09/08/2011 04:08	JE
1,2-Dichloropropane	BRL	0.0070		mg/Kg-dry	151340	1	09/08/2011 04:08	JE
1,3-Dichlorobenzene	BRL	0.0070		mg/Kg-dry	151340	1	09/08/2011 04:08	JE
1,4-Dichlorobenzene	BRL	0.0070		mg/Kg-dry	151340	1	09/08/2011 04:08	JE
2-Butanone	BRL	0.070		mg/Kg-dry	151340	1	09/08/2011 04:08	JE
2-Hexanone	BRL	0.014		mg/Kg-dry	151340	1	09/08/2011 04:08	JE
4-Methyl-2-pentanone	BRL	0.014		mg/Kg-dry	151340	1	09/08/2011 04:08	JE
Acetone	BRL	0.14		mg/Kg-dry	151340	1	09/08/2011 04:08	JE
Benzene	BRL	0.0070		mg/Kg-dry	151340	1	09/08/2011 04:08	JE
Bromodichloromethane	BRL	0.0070		mg/Kg-dry	151340	1	09/08/2011 04:08	JE
Bromoform	BRL	0.0070		mg/Kg-dry	151340	1	09/08/2011 04:08	JE
Bromomethane	BRL	0.0070		mg/Kg-dry	151340	1	09/08/2011 04:08	JE
Carbon disulfide	BRL	0.014		mg/Kg-dry	151340	1	09/08/2011 04:08	JE
Carbon tetrachloride	BRL	0.0070		mg/Kg-dry	151340	1	09/08/2011 04:08	JE
Chlorobenzene	BRL	0.0070		mg/Kg-dry	151340	1	09/08/2011 04:08	JE
Chloroethane	BRL	0.014		mg/Kg-dry	151340	1	09/08/2011 04:08	JE
Chloroform	BRL	0.0070		mg/Kg-dry	151340	1	09/08/2011 04:08	JE
Chloromethane	BRL	0.014		mg/Kg-dry	151340	1	09/08/2011 04:08	JE
cis-1,2-Dichloroethene	BRL	0.0070		mg/Kg-dry	151340	1	09/08/2011 04:08	JE
cis-1,3-Dichloropropene	BRL	0.0070		mg/Kg-dry	151340	1	09/08/2011 04:08	JE
Cyclohexane	BRL	0.0070		mg/Kg-dry	151340	1	09/08/2011 04:08	JE
Dibromochloromethane	BRL	0.0070		mg/Kg-dry	151340	1	09/08/2011 04:08	JE
Dichlorodifluoromethane	BRL	0.014		mg/Kg-dry	151340	1	09/08/2011 04:08	JE
Ethylbenzene	BRL	0.0070		mg/Kg-dry	151340	1	09/08/2011 04:08	JE
Freon-113	BRL	0.014		mg/Kg-dry	151340	1	09/08/2011 04:08	JE
Isopropylbenzene	BRL	0.0070		mg/Kg-dry	151340	1	09/08/2011 04:08	JE
m,p-Xylene	BRL	0.0070		mg/Kg-dry	151340	1	09/08/2011 04:08	JE
Methyl acetate	BRL	0.0070		mg/Kg-dry	151340	1	09/08/2011 04:08	JE
Methyl tert-butyl ether	BRL	0.0070		mg/Kg-dry	151340	1	09/08/2011 04:08	JE
Methylcyclohexane	BRL	0.0070		mg/Kg-dry	151340	1	09/08/2011 04:08	JE
Methylene chloride	BRL	0.0070		mg/Kg-dry	151340	1	09/08/2011 04:08	JE
o-Xylene	BRL	0.0070		mg/Kg-dry	151340	1	09/08/2011 04:08	JE

Qualifiers:

*	Value exceeds maximum contaminant level	E	Estimated (value above quantitation range)
BRL	Below reporting limit	S	Spike Recovery outside limits due to matrix
H	Holding times for preparation or analysis exceeded	Narr	See case narrative
N	Analyte not NELAC certified	NC	Not confirmed
B	Analyte detected in the associated method blank	<	Less than Result value
>	Greater than Result value	J	Estimated value detected below Reporting Limit

Analytical Environmental Services, Inc

Date: 12-Sep-11

Client:	Peachtree Environmental	**Client Sample ID:**	TNB-0911-SB8(0-2FT)
Project Name:	Thomasville National Bank	**Collection Date:**	9/1/2011 12:30:00 PM
Lab ID:	1109215-010	**Matrix:**	Soil

Analyses	Result	Reporting Limit	Qual	Units	BatchID	Dilution Factor	Date Analyzed	Analyst
TCL VOLATILE ORGANICS SW8260B				**(SW5035)**				
Styrene	BRL	0.0070		mg/Kg-dry	151340	1	09/08/2011 04:08	JE
Tetrachloroethene	BRL	0.0070		mg/Kg-dry	151340	1	09/08/2011 04:08	JE
Toluene	BRL	0.0070		mg/Kg-dry	151340	1	09/08/2011 04:08	JE
trans-1,2-Dichloroethene	BRL	0.0070		mg/Kg-dry	151340	1	09/08/2011 04:08	JE
trans-1,3-Dichloropropene	BRL	0.0070		mg/Kg-dry	151340	1	09/08/2011 04:08	JE
Trichloroethene	BRL	0.0070		mg/Kg-dry	151340	1	09/08/2011 04:08	JE
Trichlorofluoromethane	BRL	0.0070		mg/Kg-dry	151340	1	09/08/2011 04:08	JE
Vinyl chloride	BRL	0.014		mg/Kg-dry	151340	1	09/08/2011 04:08	JE
Surr: 4-Bromofluorobenzene	112	56-137		%REC	151340	1	09/08/2011 04:08	JE
Surr: Dibromofluoromethane	143	73.7-137	S	%REC	151340	1	09/08/2011 04:08	JE
Surr: Toluene-d8	100	69.2-126		%REC	151340	1	09/08/2011 04:08	JE
PERCENT MOISTURE D2216								
Percent Moisture	16.7	0		wt%	R204696	1	09/07/2011 11:00	AS

Qualifiers:

*	Value exceeds maximum contaminant level	E	Estimated (value above quantitation range)
BRL	Below reporting limit	S	Spike Recovery outside limits due to matrix
H	Holding times for preparation or analysis exceeded	Narr	See case narrative
N	Analyte not NELAC certified	NC	Not confirmed
B	Analyte detected in the associated method blank	<	Less than Result value
>	Greater than Result value	J	Estimated value detected below Reporting Limit

Analytical Environmental Services, Inc

Date: 12-Sep-11

Client:	Peachtree Environmental	**Client Sample ID:**	TNB-0911-SB8(15-20FT)
Project Name:	Thomasville National Bank	**Collection Date:**	9/1/2011 2:15:00 PM
Lab ID:	1109215-011	**Matrix:**	Soil

Analyses	Result	Reporting Limit	Qual	Units	BatchID	Dilution Factor	Date Analyzed	Analyst
TCL VOLATILE ORGANICS SW8260B				**(SW5035)**				
1,1,1-Trichloroethane	BRL	0.0071		mg/Kg-dry	151340	1	09/08/2011 04:34	JE
1,1,2,2-Tetrachloroethane	BRL	0.0071		mg/Kg-dry	151340	1	09/08/2011 04:34	JE
1,1,2-Trichloroethane	BRL	0.0071		mg/Kg-dry	151340	1	09/08/2011 04:34	JE
1,1-Dichloroethane	BRL	0.0071		mg/Kg-dry	151340	1	09/08/2011 04:34	JE
1,1-Dichloroethene	BRL	0.0071		mg/Kg-dry	151340	1	09/08/2011 04:34	JE
1,2,4-Trichlorobenzene	BRL	0.0071		mg/Kg-dry	151340	1	09/08/2011 04:34	JE
1,2-Dibromo-3-chloropropane	BRL	0.0071		mg/Kg-dry	151340	1	09/08/2011 04:34	JE
1,2-Dibromoethane	BRL	0.0071		mg/Kg-dry	151340	1	09/08/2011 04:34	JE
1,2-Dichlorobenzene	BRL	0.0071		mg/Kg-dry	151340	1	09/08/2011 04:34	JE
1,2-Dichloroethane	BRL	0.0071		mg/Kg-dry	151340	1	09/08/2011 04:34	JE
1,2-Dichloropropane	BRL	0.0071		mg/Kg-dry	151340	1	09/08/2011 04:34	JE
1,3-Dichlorobenzene	BRL	0.0071		mg/Kg-dry	151340	1	09/08/2011 04:34	JE
1,4-Dichlorobenzene	BRL	0.0071		mg/Kg-dry	151340	1	09/08/2011 04:34	JE
2-Butanone	BRL	0.071		mg/Kg-dry	151340	1	09/08/2011 04:34	JE
2-Hexanone	BRL	0.014		mg/Kg-dry	151340	1	09/08/2011 04:34	JE
4-Methyl-2-pentanone	BRL	0.014		mg/Kg-dry	151340	1	09/08/2011 04:34	JE
Acetone	BRL	0.14		mg/Kg-dry	151340	1	09/08/2011 04:34	JE
Benzene	BRL	0.0071		mg/Kg-dry	151340	1	09/08/2011 04:34	JE
Bromodichloromethane	BRL	0.0071		mg/Kg-dry	151340	1	09/08/2011 04:34	JE
Bromoform	BRL	0.0071		mg/Kg-dry	151340	1	09/08/2011 04:34	JE
Bromomethane	BRL	0.0071		mg/Kg-dry	151340	1	09/08/2011 04:34	JE
Carbon disulfide	BRL	0.014		mg/Kg-dry	151340	1	09/08/2011 04:34	JE
Carbon tetrachloride	BRL	0.0071		mg/Kg-dry	151340	1	09/08/2011 04:34	JE
Chlorobenzene	BRL	0.0071		mg/Kg-dry	151340	1	09/08/2011 04:34	JE
Chloroethane	BRL	0.014		mg/Kg-dry	151340	1	09/08/2011 04:34	JE
Chloroform	BRL	0.0071		mg/Kg-dry	151340	1	09/08/2011 04:34	JE
Chloromethane	BRL	0.014		mg/Kg-dry	151340	1	09/08/2011 04:34	JE
cis-1,2-Dichloroethene	BRL	0.0071		mg/Kg-dry	151340	1	09/08/2011 04:34	JE
cis-1,3-Dichloropropene	BRL	0.0071		mg/Kg-dry	151340	1	09/08/2011 04:34	JE
Cyclohexane	BRL	0.0071		mg/Kg-dry	151340	1	09/08/2011 04:34	JE
Dibromochloromethane	BRL	0.0071		mg/Kg-dry	151340	1	09/08/2011 04:34	JE
Dichlorodifluoromethane	BRL	0.014		mg/Kg-dry	151340	1	09/08/2011 04:34	JE
Ethylbenzene	BRL	0.0071		mg/Kg-dry	151340	1	09/08/2011 04:34	JE
Freon-113	BRL	0.014		mg/Kg-dry	151340	1	09/08/2011 04:34	JE
Isopropylbenzene	BRL	0.0071		mg/Kg-dry	151340	1	09/08/2011 04:34	JE
m,p-Xylene	BRL	0.0071		mg/Kg-dry	151340	1	09/08/2011 04:34	JE
Methyl acetate	BRL	0.0071		mg/Kg-dry	151340	1	09/08/2011 04:34	JE
Methyl tert-butyl ether	BRL	0.0071		mg/Kg-dry	151340	1	09/08/2011 04:34	JE
Methylcyclohexane	BRL	0.0071		mg/Kg-dry	151340	1	09/08/2011 04:34	JE
Methylene chloride	BRL	0.0071		mg/Kg-dry	151340	1	09/08/2011 04:34	JE
o-Xylene	BRL	0.0071		mg/Kg-dry	151340	1	09/08/2011 04:34	JE

Qualifiers:

*	Value exceeds maximum contaminant level	E	Estimated (value above quantitation range)
BRL	Below reporting limit	S	Spike Recovery outside limits due to matrix
H	Holding times for preparation or analysis exceeded	Narr	See case narrative
N	Analyte not NELAC certified	NC	Not confirmed
B	Analyte detected in the associated method blank	<	Less than Result value
>	Greater than Result value	J	Estimated value detected below Reporting Limit

Analytical Environmental Services, Inc **Date:** 12-Sep-11

Client:	Peachtree Environmental	**Client Sample ID:**	TNB-0911-SB8(15-20FT)
Project Name:	Thomasville National Bank	**Collection Date:**	9/1/2011 2:15:00 PM
Lab ID:	1109215-011	**Matrix:**	Soil

Analyses	Result	Reporting Limit	Qual	Units	BatchID	Dilution Factor	Date Analyzed	Analyst
TCL VOLATILE ORGANICS SW8260B				**(SW5035)**				
Styrene	BRL	0.0071		mg/Kg-dry	151340	1	09/08/2011 04:34	JE
Tetrachloroethene	BRL	0.0071		mg/Kg-dry	151340	1	09/08/2011 04:34	JE
Toluene	BRL	0.0071		mg/Kg-dry	151340	1	09/08/2011 04:34	JE
trans-1,2-Dichloroethene	BRL	0.0071		mg/Kg-dry	151340	1	09/08/2011 04:34	JE
trans-1,3-Dichloropropene	BRL	0.0071		mg/Kg-dry	151340	1	09/08/2011 04:34	JE
Trichloroethene	BRL	0.0071		mg/Kg-dry	151340	1	09/08/2011 04:34	JE
Trichlorofluoromethane	BRL	0.0071		mg/Kg-dry	151340	1	09/08/2011 04:34	JE
Vinyl chloride	BRL	0.014		mg/Kg-dry	151340	1	09/08/2011 04:34	JE
Surr: 4-Bromofluorobenzene	107	56-137		%REC	151340	1	09/08/2011 04:34	JE
Surr: Dibromofluoromethane	139	73.7-137	S	%REC	151340	1	09/08/2011 04:34	JE
Surr: Toluene-d8	88.4	69.2-126		%REC	151340	1	09/08/2011 04:34	JE
PERCENT MOISTURE D2216								
Percent Moisture	17.1	0		wt%	R204696	1	09/07/2011 11:00	AS

Qualifiers:

*	Value exceeds maximum contaminant level	E	Estimated (value above quantitation range)
BRL	Below reporting limit	S	Spike Recovery outside limits due to matrix
H	Holding times for preparation or analysis exceeded	Narr	See case narrative
N	Analyte not NELAC certified	NC	Not confirmed
B	Analyte detected in the associated method blank	<	Less than Result value
>	Greater than Result value	J	Estimated value detected below Reporting Limit

Analytical Environmental Services, Inc

Date: 12-Sep-11

Client:	Peachtree Environmental	**Client Sample ID:**	TNB-0911-SB10(0-2FT)
Project Name:	Thomasville National Bank	**Collection Date:**	9/1/2011 4:00:00 PM
Lab ID:	1109215-014	**Matrix:**	Soil

Analyses	Result	Reporting Limit	Qual	Units	BatchID	Dilution Factor	Date Analyzed	Analyst
TCL VOLATILE ORGANICS SW8260B				**(SW5035)**				
1,1,1-Trichloroethane	BRL	0.0064		mg/Kg-dry	151340	1	09/08/2011 04:59	JE
1,1,2,2-Tetrachloroethane	BRL	0.0064		mg/Kg-dry	151340	1	09/08/2011 04:59	JE
1,1,2-Trichloroethane	BRL	0.0064		mg/Kg-dry	151340	1	09/08/2011 04:59	JE
1,1-Dichloroethane	BRL	0.0064		mg/Kg-dry	151340	1	09/08/2011 04:59	JE
1,1-Dichloroethene	BRL	0.0064		mg/Kg-dry	151340	1	09/08/2011 04:59	JE
1,2,4-Trichlorobenzene	BRL	0.0064		mg/Kg-dry	151340	1	09/08/2011 04:59	JE
1,2-Dibromo-3-chloropropane	BRL	0.0064		mg/Kg-dry	151340	1	09/08/2011 04:59	JE
1,2-Dibromoethane	BRL	0.0064		mg/Kg-dry	151340	1	09/08/2011 04:59	JE
1,2-Dichlorobenzene	BRL	0.0064		mg/Kg-dry	151340	1	09/08/2011 04:59	JE
1,2-Dichloroethane	BRL	0.0064		mg/Kg-dry	151340	1	09/08/2011 04:59	JE
1,2-Dichloropropane	BRL	0.0064		mg/Kg-dry	151340	1	09/08/2011 04:59	JE
1,3-Dichlorobenzene	BRL	0.0064		mg/Kg-dry	151340	1	09/08/2011 04:59	JE
1,4-Dichlorobenzene	BRL	0.0064		mg/Kg-dry	151340	1	09/08/2011 04:59	JE
2-Butanone	BRL	0.064		mg/Kg-dry	151340	1	09/08/2011 04:59	JE
2-Hexanone	BRL	0.013		mg/Kg-dry	151340	1	09/08/2011 04:59	JE
4-Methyl-2-pentanone	BRL	0.013		mg/Kg-dry	151340	1	09/08/2011 04:59	JE
Acetone	BRL	0.13		mg/Kg-dry	151340	1	09/08/2011 04:59	JE
Benzene	BRL	0.0064		mg/Kg-dry	151340	1	09/08/2011 04:59	JE
Bromodichloromethane	BRL	0.0064		mg/Kg-dry	151340	1	09/08/2011 04:59	JE
Bromoform	BRL	0.0064		mg/Kg-dry	151340	1	09/08/2011 04:59	JE
Bromomethane	BRL	0.0064		mg/Kg-dry	151340	1	09/08/2011 04:59	JE
Carbon disulfide	BRL	0.013		mg/Kg-dry	151340	1	09/08/2011 04:59	JE
Carbon tetrachloride	BRL	0.0064		mg/Kg-dry	151340	1	09/08/2011 04:59	JE
Chlorobenzene	BRL	0.0064		mg/Kg-dry	151340	1	09/08/2011 04:59	JE
Chloroethane	BRL	0.013		mg/Kg-dry	151340	1	09/08/2011 04:59	JE
Chloroform	BRL	0.0064		mg/Kg-dry	151340	1	09/08/2011 04:59	JE
Chloromethane	BRL	0.013		mg/Kg-dry	151340	1	09/08/2011 04:59	JE
cis-1,2-Dichloroethene	BRL	0.0064		mg/Kg-dry	151340	1	09/08/2011 04:59	JE
cis-1,3-Dichloropropene	BRL	0.0064		mg/Kg-dry	151340	1	09/08/2011 04:59	JE
Cyclohexane	BRL	0.0064		mg/Kg-dry	151340	1	09/08/2011 04:59	JE
Dibromochloromethane	BRL	0.0064		mg/Kg-dry	151340	1	09/08/2011 04:59	JE
Dichlorodifluoromethane	BRL	0.013		mg/Kg-dry	151340	1	09/08/2011 04:59	JE
Ethylbenzene	BRL	0.0064		mg/Kg-dry	151340	1	09/08/2011 04:59	JE
Freon-113	BRL	0.013		mg/Kg-dry	151340	1	09/08/2011 04:59	JE
Isopropylbenzene	BRL	0.0064		mg/Kg-dry	151340	1	09/08/2011 04:59	JE
m,p-Xylene	BRL	0.0064		mg/Kg-dry	151340	1	09/08/2011 04:59	JE
Methyl acetate	BRL	0.0064		mg/Kg-dry	151340	1	09/08/2011 04:59	JE
Methyl tert-butyl ether	BRL	0.0064		mg/Kg-dry	151340	1	09/08/2011 04:59	JE
Methylcyclohexane	BRL	0.0064		mg/Kg-dry	151340	1	09/08/2011 04:59	JE
Methylene chloride	BRL	0.0064		mg/Kg-dry	151340	1	09/08/2011 04:59	JE
o-Xylene	BRL	0.0064		mg/Kg-dry	151340	1	09/08/2011 04:59	JE

Qualifiers:

*	Value exceeds maximum contaminant level	E	Estimated (value above quantitation range)
BRL	Below reporting limit	S	Spike Recovery outside limits due to matrix
H	Holding times for preparation or analysis exceeded	Narr	See case narrative
N	Analyte not NELAC certified	NC	Not confirmed
B	Analyte detected in the associated method blank	<	Less than Result value
>	Greater than Result value	J	Estimated value detected below Reporting Limit

Analytical Environmental Services, Inc **Date:** 12-Sep-11

Client:	Peachtree Environmental	**Client Sample ID:**	TNB-0911-SB10(0-2FT)
Project Name:	Thomasville National Bank	**Collection Date:**	9/1/2011 4:00:00 PM
Lab ID:	1109215-014	**Matrix:**	Soil

Analyses	Result	Reporting Limit	Qual	Units	BatchID	Dilution Factor	Date Analyzed	Analyst
TCL VOLATILE ORGANICS SW8260B				**(SW5035)**				
Styrene	BRL	0.0064		mg/Kg-dry	151340	1	09/08/2011 04:59	JE
Tetrachloroethene	BRL	0.0064		mg/Kg-dry	151340	1	09/08/2011 04:59	JE
Toluene	BRL	0.0064		mg/Kg-dry	151340	1	09/08/2011 04:59	JE
trans-1,2-Dichloroethene	BRL	0.0064		mg/Kg-dry	151340	1	09/08/2011 04:59	JE
trans-1,3-Dichloropropene	BRL	0.0064		mg/Kg-dry	151340	1	09/08/2011 04:59	JE
Trichloroethene	BRL	0.0064		mg/Kg-dry	151340	1	09/08/2011 04:59	JE
Trichlorofluoromethane	BRL	0.0064		mg/Kg-dry	151340	1	09/08/2011 04:59	JE
Vinyl chloride	BRL	0.013		mg/Kg-dry	151340	1	09/08/2011 04:59	JE
Surr: 4-Bromofluorobenzene	72.8	56-137		%REC	151340	1	09/08/2011 04:59	JE
Surr: Dibromofluoromethane	127	73.7-137		%REC	151340	1	09/08/2011 04:59	JE
Surr: Toluene-d8	103	69.2-126		%REC	151340	1	09/08/2011 04:59	JE
PERCENT MOISTURE D2216								
Percent Moisture	7.60	0		wt%	R204696	1	09/07/2011 11:00	AS

Qualifiers:

*	Value exceeds maximum contaminant level	E	Estimated (value above quantitation range)
BRL	Below reporting limit	S	Spike Recovery outside limits due to matrix
H	Holding times for preparation or analysis exceeded	Narr	See case narrative
N	Analyte not NELAC certified	NC	Not confirmed
B	Analyte detected in the associated method blank	<	Less than Result value
>	Greater than Result value	J	Estimated value detected below Reporting Limit

Analytical Environmental Services, Inc

Date: 12-Sep-11

Client:	Peachtree Environmental	**Client Sample ID:**	TNB-0911-SB10(15-20FT)
Project Name:	Thomasville National Bank	**Collection Date:**	9/1/2011 6:45:00 PM
Lab ID:	1109215-015	**Matrix:**	Soil

Analyses	Result	Reporting Limit	Qual	Units	BatchID	Dilution Factor	Date Analyzed	Analyst
TCL VOLATILE ORGANICS SW8260B				**(SW5035)**				
1,1,1-Trichloroethane	BRL	0.0080		mg/Kg-dry	151340	1	09/09/2011 01:00	GK
1,1,2,2-Tetrachloroethane	BRL	0.0080		mg/Kg-dry	151340	1	09/09/2011 01:00	GK
1,1,2-Trichloroethane	BRL	0.0080		mg/Kg-dry	151340	1	09/09/2011 01:00	GK
1,1-Dichloroethane	BRL	0.0080		mg/Kg-dry	151340	1	09/09/2011 01:00	GK
1,1-Dichloroethene	BRL	0.0080		mg/Kg-dry	151340	1	09/09/2011 01:00	GK
1,2,4-Trichlorobenzene	BRL	0.0080		mg/Kg-dry	151340	1	09/09/2011 01:00	GK
1,2-Dibromo-3-chloropropane	BRL	0.0080		mg/Kg-dry	151340	1	09/09/2011 01:00	GK
1,2-Dibromoethane	BRL	0.0080		mg/Kg-dry	151340	1	09/09/2011 01:00	GK
1,2-Dichlorobenzene	BRL	0.0080		mg/Kg-dry	151340	1	09/09/2011 01:00	GK
1,2-Dichloroethane	BRL	0.0080		mg/Kg-dry	151340	1	09/09/2011 01:00	GK
1,2-Dichloropropane	BRL	0.0080		mg/Kg-dry	151340	1	09/09/2011 01:00	GK
1,3-Dichlorobenzene	BRL	0.0080		mg/Kg-dry	151340	1	09/09/2011 01:00	GK
1,4-Dichlorobenzene	BRL	0.0080		mg/Kg-dry	151340	1	09/09/2011 01:00	GK
2-Butanone	BRL	0.080		mg/Kg-dry	151340	1	09/09/2011 01:00	GK
2-Hexanone	BRL	0.016		mg/Kg-dry	151340	1	09/09/2011 01:00	GK
4-Methyl-2-pentanone	BRL	0.016		mg/Kg-dry	151340	1	09/09/2011 01:00	GK
Acetone	BRL	0.16		mg/Kg-dry	151340	1	09/09/2011 01:00	GK
Benzene	BRL	0.0080		mg/Kg-dry	151340	1	09/09/2011 01:00	GK
Bromodichloromethane	BRL	0.0080		mg/Kg-dry	151340	1	09/09/2011 01:00	GK
Bromoform	BRL	0.0080		mg/Kg-dry	151340	1	09/09/2011 01:00	GK
Bromomethane	BRL	0.0080		mg/Kg-dry	151340	1	09/09/2011 01:00	GK
Carbon disulfide	BRL	0.016		mg/Kg-dry	151340	1	09/09/2011 01:00	GK
Carbon tetrachloride	BRL	0.0080		mg/Kg-dry	151340	1	09/09/2011 01:00	GK
Chlorobenzene	BRL	0.0080		mg/Kg-dry	151340	1	09/09/2011 01:00	GK
Chloroethane	BRL	0.016		mg/Kg-dry	151340	1	09/09/2011 01:00	GK
Chloroform	BRL	0.0080		mg/Kg-dry	151340	1	09/09/2011 01:00	GK
Chloromethane	BRL	0.016		mg/Kg-dry	151340	1	09/09/2011 01:00	GK
cis-1,2-Dichloroethene	BRL	0.0080		mg/Kg-dry	151340	1	09/09/2011 01:00	GK
cis-1,3-Dichloropropene	BRL	0.0080		mg/Kg-dry	151340	1	09/09/2011 01:00	GK
Cyclohexane	BRL	0.0080		mg/Kg-dry	151340	1	09/09/2011 01:00	GK
Dibromochloromethane	BRL	0.0080		mg/Kg-dry	151340	1	09/09/2011 01:00	GK
Dichlorodifluoromethane	BRL	0.016		mg/Kg-dry	151340	1	09/09/2011 01:00	GK
Ethylbenzene	BRL	0.0080		mg/Kg-dry	151340	1	09/09/2011 01:00	GK
Freon-113	BRL	0.016		mg/Kg-dry	151340	1	09/09/2011 01:00	GK
Isopropylbenzene	BRL	0.0080		mg/Kg-dry	151340	1	09/09/2011 01:00	GK
m,p-Xylene	BRL	0.0080		mg/Kg-dry	151340	1	09/09/2011 01:00	GK
Methyl acetate	BRL	0.0080		mg/Kg-dry	151340	1	09/09/2011 01:00	GK
Methyl tert-butyl ether	BRL	0.0080		mg/Kg-dry	151340	1	09/09/2011 01:00	GK
Methylcyclohexane	BRL	0.0080		mg/Kg-dry	151340	1	09/09/2011 01:00	GK
Methylene chloride	BRL	0.0080		mg/Kg-dry	151340	1	09/09/2011 01:00	GK
o-Xylene	BRL	0.0080		mg/Kg-dry	151340	1	09/09/2011 01:00	GK

Qualifiers:

*	Value exceeds maximum contaminant level	E	Estimated (value above quantitation range)
BRL	Below reporting limit	S	Spike Recovery outside limits due to matrix
H	Holding times for preparation or analysis exceeded	Narr	See case narrative
N	Analyte not NELAC certified	NC	Not confirmed
B	Analyte detected in the associated method blank	<	Less than Result value
>	Greater than Result value	J	Estimated value detected below Reporting Limit

Analytical Environmental Services, Inc

Date: 12-Sep-11

Client:	Peachtree Environmental	**Client Sample ID:**	TNB-0911-SB10(15-20FT)
Project Name:	Thomasville National Bank	**Collection Date:**	9/1/2011 6:45:00 PM
Lab ID:	1109215-015	**Matrix:**	Soil

Analyses	Result	Reporting Limit	Qual	Units	BatchID	Dilution Factor	Date Analyzed	Analyst
TCL VOLATILE ORGANICS SW8260B				**(SW5035)**				
Styrene	BRL	0.0080		mg/Kg-dry	151340	1	09/09/2011 01:00	GK
Tetrachloroethene	0.20	0.0080		mg/Kg-dry	151340	1	09/09/2011 01:00	GK
Toluene	BRL	0.0080		mg/Kg-dry	151340	1	09/09/2011 01:00	GK
trans-1,2-Dichloroethene	BRL	0.0080		mg/Kg-dry	151340	1	09/09/2011 01:00	GK
trans-1,3-Dichloropropene	BRL	0.0080		mg/Kg-dry	151340	1	09/09/2011 01:00	GK
Trichloroethene	BRL	0.0080		mg/Kg-dry	151340	1	09/09/2011 01:00	GK
Trichlorofluoromethane	BRL	0.0080		mg/Kg-dry	151340	1	09/09/2011 01:00	GK
Vinyl chloride	BRL	0.016		mg/Kg-dry	151340	1	09/09/2011 01:00	GK
Surr: 4-Bromofluorobenzene	97.7	56-137		%REC	151340	1	09/09/2011 01:00	GK
Surr: Dibromofluoromethane	94.7	73.7-137		%REC	151340	1	09/09/2011 01:00	GK
Surr: Toluene-d8	94.1	69.2-126		%REC	151340	1	09/09/2011 01:00	GK
PERCENT MOISTURE D2216								
Percent Moisture	14.2	0		wt%	R204696	1	09/07/2011 11:00	AS

Qualifiers:

*	Value exceeds maximum contaminant level	E	Estimated (value above quantitation range)
BRL	Below reporting limit	S	Spike Recovery outside limits due to matrix
H	Holding times for preparation or analysis exceeded	Narr	See case narrative
N	Analyte not NELAC certified	NC	Not confirmed
B	Analyte detected in the associated method blank	<	Less than Result value
>	Greater than Result value	J	Estimated value detected below Reporting Limit

Analytical Environmental Services, Inc

Date: 12-Sep-11

Client:	Peachtree Environmental	**Client Sample ID:**	TNB-0911-SB11(0-2FT)
Project Name:	Thomasville National Bank	**Collection Date:**	9/1/2011 7:00:00 PM
Lab ID:	1109215-016	**Matrix:**	Soil

Analyses	Result	Reporting Limit	Qual	Units	BatchID	Dilution Factor	Date Analyzed	Analyst
TCL VOLATILE ORGANICS SW8260B				**(SW5035)**				
1,1,1-Trichloroethane	BRL	0.0073		mg/Kg-dry	151340	1	09/08/2011 05:50	JE
1,1,2,2-Tetrachloroethane	BRL	0.0073		mg/Kg-dry	151340	1	09/08/2011 05:50	JE
1,1,2-Trichloroethane	BRL	0.0073		mg/Kg-dry	151340	1	09/08/2011 05:50	JE
1,1-Dichloroethane	BRL	0.0073		mg/Kg-dry	151340	1	09/08/2011 05:50	JE
1,1-Dichloroethene	BRL	0.0073		mg/Kg-dry	151340	1	09/08/2011 05:50	JE
1,2,4-Trichlorobenzene	BRL	0.0073		mg/Kg-dry	151340	1	09/08/2011 05:50	JE
1,2-Dibromo-3-chloropropane	BRL	0.0073		mg/Kg-dry	151340	1	09/08/2011 05:50	JE
1,2-Dibromoethane	BRL	0.0073		mg/Kg-dry	151340	1	09/08/2011 05:50	JE
1,2-Dichlorobenzene	BRL	0.0073		mg/Kg-dry	151340	1	09/08/2011 05:50	JE
1,2-Dichloroethane	BRL	0.0073		mg/Kg-dry	151340	1	09/08/2011 05:50	JE
1,2-Dichloropropane	BRL	0.0073		mg/Kg-dry	151340	1	09/08/2011 05:50	JE
1,3-Dichlorobenzene	BRL	0.0073		mg/Kg-dry	151340	1	09/08/2011 05:50	JE
1,4-Dichlorobenzene	BRL	0.0073		mg/Kg-dry	151340	1	09/08/2011 05:50	JE
2-Butanone	BRL	0.073		mg/Kg-dry	151340	1	09/08/2011 05:50	JE
2-Hexanone	BRL	0.015		mg/Kg-dry	151340	1	09/08/2011 05:50	JE
4-Methyl-2-pentanone	BRL	0.015		mg/Kg-dry	151340	1	09/08/2011 05:50	JE
Acetone	BRL	0.15		mg/Kg-dry	151340	1	09/08/2011 05:50	JE
Benzene	BRL	0.0073		mg/Kg-dry	151340	1	09/08/2011 05:50	JE
Bromodichloromethane	BRL	0.0073		mg/Kg-dry	151340	1	09/08/2011 05:50	JE
Bromoform	BRL	0.0073		mg/Kg-dry	151340	1	09/08/2011 05:50	JE
Bromomethane	BRL	0.0073		mg/Kg-dry	151340	1	09/08/2011 05:50	JE
Carbon disulfide	BRL	0.015		mg/Kg-dry	151340	1	09/08/2011 05:50	JE
Carbon tetrachloride	BRL	0.0073		mg/Kg-dry	151340	1	09/08/2011 05:50	JE
Chlorobenzene	BRL	0.0073		mg/Kg-dry	151340	1	09/08/2011 05:50	JE
Chloroethane	BRL	0.015		mg/Kg-dry	151340	1	09/08/2011 05:50	JE
Chloroform	BRL	0.0073		mg/Kg-dry	151340	1	09/08/2011 05:50	JE
Chloromethane	BRL	0.015		mg/Kg-dry	151340	1	09/08/2011 05:50	JE
cis-1,2-Dichloroethene	BRL	0.0073		mg/Kg-dry	151340	1	09/08/2011 05:50	JE
cis-1,3-Dichloropropene	BRL	0.0073		mg/Kg-dry	151340	1	09/08/2011 05:50	JE
Cyclohexane	BRL	0.0073		mg/Kg-dry	151340	1	09/08/2011 05:50	JE
Dibromochloromethane	BRL	0.0073		mg/Kg-dry	151340	1	09/08/2011 05:50	JE
Dichlorodifluoromethane	BRL	0.015		mg/Kg-dry	151340	1	09/08/2011 05:50	JE
Ethylbenzene	BRL	0.0073		mg/Kg-dry	151340	1	09/08/2011 05:50	JE
Freon-113	BRL	0.015		mg/Kg-dry	151340	1	09/08/2011 05:50	JE
Isopropylbenzene	BRL	0.0073		mg/Kg-dry	151340	1	09/08/2011 05:50	JE
m,p-Xylene	BRL	0.0073		mg/Kg-dry	151340	1	09/08/2011 05:50	JE
Methyl acetate	BRL	0.0073		mg/Kg-dry	151340	1	09/08/2011 05:50	JE
Methyl tert-butyl ether	BRL	0.0073		mg/Kg-dry	151340	1	09/08/2011 05:50	JE
Methylcyclohexane	BRL	0.0073		mg/Kg-dry	151340	1	09/08/2011 05:50	JE
Methylene chloride	BRL	0.0073		mg/Kg-dry	151340	1	09/08/2011 05:50	JE
o-Xylene	BRL	0.0073		mg/Kg-dry	151340	1	09/08/2011 05:50	JE

Qualifiers:

*	Value exceeds maximum contaminant level	E	Estimated (value above quantitation range)
BRL	Below reporting limit	S	Spike Recovery outside limits due to matrix
H	Holding times for preparation or analysis exceeded	Narr	See case narrative
N	Analyte not NELAC certified	NC	Not confirmed
B	Analyte detected in the associated method blank	<	Less than Result value
>	Greater than Result value	J	Estimated value detected below Reporting Limit

Analytical Environmental Services, Inc

Date: 12-Sep-11

Client:	Peachtree Environmental	**Client Sample ID:**	TNB-0911-SB11(0-2FT)
Project Name:	Thomasville National Bank	**Collection Date:**	9/1/2011 7:00:00 PM
Lab ID:	1109215-016	**Matrix:**	Soil

Analyses	Result	Reporting Limit	Qual	Units	BatchID	Dilution Factor	Date Analyzed	Analyst
TCL VOLATILE ORGANICS SW8260B				**(SW5035)**				
Styrene	BRL	0.0073		mg/Kg-dry	151340	1	09/08/2011 05:50	JE
Tetrachloroethene	BRL	0.0073		mg/Kg-dry	151340	1	09/08/2011 05:50	JE
Toluene	BRL	0.0073		mg/Kg-dry	151340	1	09/08/2011 05:50	JE
trans-1,2-Dichloroethene	BRL	0.0073		mg/Kg-dry	151340	1	09/08/2011 05:50	JE
trans-1,3-Dichloropropene	BRL	0.0073		mg/Kg-dry	151340	1	09/08/2011 05:50	JE
Trichloroethene	BRL	0.0073		mg/Kg-dry	151340	1	09/08/2011 05:50	JE
Trichlorofluoromethane	BRL	0.0073		mg/Kg-dry	151340	1	09/08/2011 05:50	JE
Vinyl chloride	BRL	0.015		mg/Kg-dry	151340	1	09/08/2011 05:50	JE
Surr: 4-Bromofluorobenzene	112	56-137		%REC	151340	1	09/08/2011 05:50	JE
Surr: Dibromofluoromethane	152	73.7-137	S	%REC	151340	1	09/08/2011 05:50	JE
Surr: Toluene-d8	99.1	69.2-126		%REC	151340	1	09/08/2011 05:50	JE
PERCENT MOISTURE D2216								
Percent Moisture	15.8	0		wt%	R204696	1	09/07/2011 11:00	AS

Qualifiers:

*	Value exceeds maximum contaminant level	E	Estimated (value above quantitation range)
BRL	Below reporting limit	S	Spike Recovery outside limits due to matrix
H	Holding times for preparation or analysis exceeded	Narr	See case narrative
N	Analyte not NELAC certified	NC	Not confirmed
B	Analyte detected in the associated method blank	<	Less than Result value
>	Greater than Result value	J	Estimated value detected below Reporting Limit

Analytical Environmental Services, Inc

Date: 12-Sep-11

Client:	Peachtree Environmental	**Client Sample ID:**	TNB-0911-SB11(15-20FT)
Project Name:	Thomasville National Bank	**Collection Date:**	9/1/2011 7:45:00 PM
Lab ID:	1109215-017	**Matrix:**	Soil

Analyses	Result	Reporting Limit	Qual	Units	BatchID	Dilution Factor	Date Analyzed	Analyst
TCL VOLATILE ORGANICS SW8260B				**(SW5035)**				
1,1,1-Trichloroethane	BRL	0.0089		mg/Kg-dry	151340	1	09/09/2011 01:30	GK
1,1,2,2-Tetrachloroethane	BRL	0.0089		mg/Kg-dry	151340	1	09/09/2011 01:30	GK
1,1,2-Trichloroethane	BRL	0.0089		mg/Kg-dry	151340	1	09/09/2011 01:30	GK
1,1-Dichloroethane	BRL	0.0089		mg/Kg-dry	151340	1	09/09/2011 01:30	GK
1,1-Dichloroethene	BRL	0.0089		mg/Kg-dry	151340	1	09/09/2011 01:30	GK
1,2,4-Trichlorobenzene	BRL	0.0089		mg/Kg-dry	151340	1	09/09/2011 01:30	GK
1,2-Dibromo-3-chloropropane	BRL	0.0089		mg/Kg-dry	151340	1	09/09/2011 01:30	GK
1,2-Dibromoethane	BRL	0.0089		mg/Kg-dry	151340	1	09/09/2011 01:30	GK
1,2-Dichlorobenzene	BRL	0.0089		mg/Kg-dry	151340	1	09/09/2011 01:30	GK
1,2-Dichloroethane	BRL	0.0089		mg/Kg-dry	151340	1	09/09/2011 01:30	GK
1,2-Dichloropropane	BRL	0.0089		mg/Kg-dry	151340	1	09/09/2011 01:30	GK
1,3-Dichlorobenzene	BRL	0.0089		mg/Kg-dry	151340	1	09/09/2011 01:30	GK
1,4-Dichlorobenzene	BRL	0.0089		mg/Kg-dry	151340	1	09/09/2011 01:30	GK
2-Butanone	BRL	0.089		mg/Kg-dry	151340	1	09/09/2011 01:30	GK
2-Hexanone	BRL	0.018		mg/Kg-dry	151340	1	09/09/2011 01:30	GK
4-Methyl-2-pentanone	BRL	0.018		mg/Kg-dry	151340	1	09/09/2011 01:30	GK
Acetone	BRL	0.18		mg/Kg-dry	151340	1	09/09/2011 01:30	GK
Benzene	BRL	0.0089		mg/Kg-dry	151340	1	09/09/2011 01:30	GK
Bromodichloromethane	BRL	0.0089		mg/Kg-dry	151340	1	09/09/2011 01:30	GK
Bromoform	BRL	0.0089		mg/Kg-dry	151340	1	09/09/2011 01:30	GK
Bromomethane	BRL	0.0089		mg/Kg-dry	151340	1	09/09/2011 01:30	GK
Carbon disulfide	BRL	0.018		mg/Kg-dry	151340	1	09/09/2011 01:30	GK
Carbon tetrachloride	BRL	0.0089		mg/Kg-dry	151340	1	09/09/2011 01:30	GK
Chlorobenzene	BRL	0.0089		mg/Kg-dry	151340	1	09/09/2011 01:30	GK
Chloroethane	BRL	0.018		mg/Kg-dry	151340	1	09/09/2011 01:30	GK
Chloroform	BRL	0.0089		mg/Kg-dry	151340	1	09/09/2011 01:30	GK
Chloromethane	BRL	0.018		mg/Kg-dry	151340	1	09/09/2011 01:30	GK
cis-1,2-Dichloroethene	BRL	0.0089		mg/Kg-dry	151340	1	09/09/2011 01:30	GK
cis-1,3-Dichloropropene	BRL	0.0089		mg/Kg-dry	151340	1	09/09/2011 01:30	GK
Cyclohexane	BRL	0.0089		mg/Kg-dry	151340	1	09/09/2011 01:30	GK
Dibromochloromethane	BRL	0.0089		mg/Kg-dry	151340	1	09/09/2011 01:30	GK
Dichlorodifluoromethane	BRL	0.018		mg/Kg-dry	151340	1	09/09/2011 01:30	GK
Ethylbenzene	BRL	0.0089		mg/Kg-dry	151340	1	09/09/2011 01:30	GK
Freon-113	BRL	0.018		mg/Kg-dry	151340	1	09/09/2011 01:30	GK
Isopropylbenzene	BRL	0.0089		mg/Kg-dry	151340	1	09/09/2011 01:30	GK
m,p-Xylene	BRL	0.0089		mg/Kg-dry	151340	1	09/09/2011 01:30	GK
Methyl acetate	BRL	0.0089		mg/Kg-dry	151340	1	09/09/2011 01:30	GK
Methyl tert-butyl ether	BRL	0.0089		mg/Kg-dry	151340	1	09/09/2011 01:30	GK
Methylcyclohexane	BRL	0.0089		mg/Kg-dry	151340	1	09/09/2011 01:30	GK
Methylene chloride	BRL	0.0089		mg/Kg-dry	151340	1	09/09/2011 01:30	GK
o-Xylene	BRL	0.0089		mg/Kg-dry	151340	1	09/09/2011 01:30	GK

Qualifiers:

*	Value exceeds maximum contaminant level	E	Estimated (value above quantitation range)
BRL	Below reporting limit	S	Spike Recovery outside limits due to matrix
H	Holding times for preparation or analysis exceeded	Narr	See case narrative
N	Analyte not NELAC certified	NC	Not confirmed
B	Analyte detected in the associated method blank	<	Less than Result value
>	Greater than Result value	J	Estimated value detected below Reporting Limit

Analytical Environmental Services, Inc

Date: 12-Sep-11

Client:	Peachtree Environmental	**Client Sample ID:**	TNB-0911-SB11(15-20FT)
Project Name:	Thomasville National Bank	**Collection Date:**	9/1/2011 7:45:00 PM
Lab ID:	1109215-017	**Matrix:**	Soil

Analyses	Result	Reporting Limit	Qual	Units	BatchID	Dilution Factor	Date Analyzed	Analyst
TCL VOLATILE ORGANICS SW8260B				**(SW5035)**				
Styrene	BRL	0.0089		mg/Kg-dry	151340	1	09/09/2011 01:30	GK
Tetrachloroethene	BRL	0.0089		mg/Kg-dry	151340	1	09/09/2011 01:30	GK
Toluene	BRL	0.0089		mg/Kg-dry	151340	1	09/09/2011 01:30	GK
trans-1,2-Dichloroethene	BRL	0.0089		mg/Kg-dry	151340	1	09/09/2011 01:30	GK
trans-1,3-Dichloropropene	BRL	0.0089		mg/Kg-dry	151340	1	09/09/2011 01:30	GK
Trichloroethene	BRL	0.0089		mg/Kg-dry	151340	1	09/09/2011 01:30	GK
Trichlorofluoromethane	BRL	0.0089		mg/Kg-dry	151340	1	09/09/2011 01:30	GK
Vinyl chloride	BRL	0.018		mg/Kg-dry	151340	1	09/09/2011 01:30	GK
Surr: 4-Bromofluorobenzene	95.1	56-137		%REC	151340	1	09/09/2011 01:30	GK
Surr: Dibromofluoromethane	93	73.7-137		%REC	151340	1	09/09/2011 01:30	GK
Surr: Toluene-d8	95.6	69.2-126		%REC	151340	1	09/09/2011 01:30	GK
PERCENT MOISTURE D2216								
Percent Moisture	5.77	0		wt%	R204696	1	09/07/2011 11:00	AS

Qualifiers:

*	Value exceeds maximum contaminant level	E	Estimated (value above quantitation range)
BRL	Below reporting limit	S	Spike Recovery outside limits due to matrix
H	Holding times for preparation or analysis exceeded	Narr	See case narrative
N	Analyte not NELAC certified	NC	Not confirmed
B	Analyte detected in the associated method blank	<	Less than Result value
>	Greater than Result value	J	Estimated value detected below Reporting Limit

Analytical Environmental Services, Inc

Date: 12-Sep-11

Client:	Peachtree Environmental	**Client Sample ID:**	TNB-0911-SB9-(0-2FT)
Project Name:	Thomasville National Bank	**Collection Date:**	9/1/2011
Lab ID:	1109215-018	**Matrix:**	Soil

Analyses	Result	Reporting Limit	Qual	Units	BatchID	Dilution Factor	Date Analyzed	Analyst
TCL VOLATILE ORGANICS SW8260B				**(SW5035)**				
1,1,1-Trichloroethane	BRL	0.0063		mg/Kg-dry	151340	1	09/09/2011 15:31	JE
1,1,2,2-Tetrachloroethane	BRL	0.0063		mg/Kg-dry	151340	1	09/09/2011 15:31	JE
1,1,2-Trichloroethane	BRL	0.0063		mg/Kg-dry	151340	1	09/09/2011 15:31	JE
1,1-Dichloroethane	BRL	0.0063		mg/Kg-dry	151340	1	09/09/2011 15:31	JE
1,1-Dichloroethene	BRL	0.0063		mg/Kg-dry	151340	1	09/09/2011 15:31	JE
1,2,4-Trichlorobenzene	BRL	0.0063		mg/Kg-dry	151340	1	09/09/2011 15:31	JE
1,2-Dibromo-3-chloropropane	BRL	0.0063		mg/Kg-dry	151340	1	09/09/2011 15:31	JE
1,2-Dibromoethane	BRL	0.0063		mg/Kg-dry	151340	1	09/09/2011 15:31	JE
1,2-Dichlorobenzene	BRL	0.0063		mg/Kg-dry	151340	1	09/09/2011 15:31	JE
1,2-Dichloroethane	BRL	0.0063		mg/Kg-dry	151340	1	09/09/2011 15:31	JE
1,2-Dichloropropane	BRL	0.0063		mg/Kg-dry	151340	1	09/09/2011 15:31	JE
1,3-Dichlorobenzene	BRL	0.0063		mg/Kg-dry	151340	1	09/09/2011 15:31	JE
1,4-Dichlorobenzene	BRL	0.0063		mg/Kg-dry	151340	1	09/09/2011 15:31	JE
2-Butanone	BRL	0.063		mg/Kg-dry	151340	1	09/09/2011 15:31	JE
2-Hexanone	BRL	0.013		mg/Kg-dry	151340	1	09/09/2011 15:31	JE
4-Methyl-2-pentanone	BRL	0.013		mg/Kg-dry	151340	1	09/09/2011 15:31	JE
Acetone	BRL	0.13		mg/Kg-dry	151340	1	09/09/2011 15:31	JE
Benzene	BRL	0.0063		mg/Kg-dry	151340	1	09/09/2011 15:31	JE
Bromodichloromethane	BRL	0.0063		mg/Kg-dry	151340	1	09/09/2011 15:31	JE
Bromoform	BRL	0.0063		mg/Kg-dry	151340	1	09/09/2011 15:31	JE
Bromomethane	BRL	0.0063		mg/Kg-dry	151340	1	09/09/2011 15:31	JE
Carbon disulfide	BRL	0.013		mg/Kg-dry	151340	1	09/09/2011 15:31	JE
Carbon tetrachloride	BRL	0.0063		mg/Kg-dry	151340	1	09/09/2011 15:31	JE
Chlorobenzene	BRL	0.0063		mg/Kg-dry	151340	1	09/09/2011 15:31	JE
Chloroethane	BRL	0.013		mg/Kg-dry	151340	1	09/09/2011 15:31	JE
Chloroform	BRL	0.0063		mg/Kg-dry	151340	1	09/09/2011 15:31	JE
Chloromethane	BRL	0.013		mg/Kg-dry	151340	1	09/09/2011 15:31	JE
cis-1,2-Dichloroethene	BRL	0.0063		mg/Kg-dry	151340	1	09/09/2011 15:31	JE
cis-1,3-Dichloropropene	BRL	0.0063		mg/Kg-dry	151340	1	09/09/2011 15:31	JE
Cyclohexane	BRL	0.0063		mg/Kg-dry	151340	1	09/09/2011 15:31	JE
Dibromochloromethane	BRL	0.0063		mg/Kg-dry	151340	1	09/09/2011 15:31	JE
Dichlorodifluoromethane	BRL	0.013		mg/Kg-dry	151340	1	09/09/2011 15:31	JE
Ethylbenzene	BRL	0.0063		mg/Kg-dry	151340	1	09/09/2011 15:31	JE
Freon-113	BRL	0.013		mg/Kg-dry	151340	1	09/09/2011 15:31	JE
Isopropylbenzene	BRL	0.0063		mg/Kg-dry	151340	1	09/09/2011 15:31	JE
m,p-Xylene	BRL	0.0063		mg/Kg-dry	151340	1	09/09/2011 15:31	JE
Methyl acetate	BRL	0.0063		mg/Kg-dry	151340	1	09/09/2011 15:31	JE
Methyl tert-butyl ether	BRL	0.0063		mg/Kg-dry	151340	1	09/09/2011 15:31	JE
Methylcyclohexane	BRL	0.0063		mg/Kg-dry	151340	1	09/09/2011 15:31	JE
Methylene chloride	BRL	0.0063		mg/Kg-dry	151340	1	09/09/2011 15:31	JE
o-Xylene	BRL	0.0063		mg/Kg-dry	151340	1	09/09/2011 15:31	JE

Qualifiers:

*	Value exceeds maximum contaminant level	E	Estimated (value above quantitation range)
BRL	Below reporting limit	S	Spike Recovery outside limits due to matrix
H	Holding times for preparation or analysis exceeded	Narr	See case narrative
N	Analyte not NELAC certified	NC	Not confirmed
B	Analyte detected in the associated method blank	<	Less than Result value
>	Greater than Result value	J	Estimated value detected below Reporting Limit

Analytical Environmental Services, Inc

Date: 12-Sep-11

Client:	Peachtree Environmental	**Client Sample ID:**	TNB-0911-SB9-(0-2FT)
Project Name:	Thomasville National Bank	**Collection Date:**	9/1/2011
Lab ID:	1109215-018	**Matrix:**	Soil

Analyses	Result	Reporting Limit	Qual	Units	BatchID	Dilution Factor	Date Analyzed	Analyst
TCL VOLATILE ORGANICS SW8260B				**(SW5035)**				
Styrene	BRL	0.0063		mg/Kg-dry	151340	1	09/09/2011 15:31	JE
Tetrachloroethene	0.13	0.0063		mg/Kg-dry	151340	1	09/09/2011 15:31	JE
Toluene	BRL	0.0063		mg/Kg-dry	151340	1	09/09/2011 15:31	JE
trans-1,2-Dichloroethene	BRL	0.0063		mg/Kg-dry	151340	1	09/09/2011 15:31	JE
trans-1,3-Dichloropropene	BRL	0.0063		mg/Kg-dry	151340	1	09/09/2011 15:31	JE
Trichloroethene	BRL	0.0063		mg/Kg-dry	151340	1	09/09/2011 15:31	JE
Trichlorofluoromethane	BRL	0.0063		mg/Kg-dry	151340	1	09/09/2011 15:31	JE
Vinyl chloride	BRL	0.013		mg/Kg-dry	151340	1	09/09/2011 15:31	JE
Surr: 4-Bromofluorobenzene	84	56-137		%REC	151340	1	09/09/2011 15:31	JE
Surr: Dibromofluoromethane	118	73.7-137		%REC	151340	1	09/09/2011 15:31	JE
Surr: Toluene-d8	105	69.2-126		%REC	151340	1	09/09/2011 15:31	JE
PERCENT MOISTURE D2216								
Percent Moisture	18.5	0		wt%	R204771	1	09/08/2011 11:00	AS

Qualifiers:

*	Value exceeds maximum contaminant level	E	Estimated (value above quantitation range)
BRL	Below reporting limit	S	Spike Recovery outside limits due to matrix
H	Holding times for preparation or analysis exceeded	Narr	See case narrative
N	Analyte not NELAC certified	NC	Not confirmed
B	Analyte detected in the associated method blank	<	Less than Result value
>	Greater than Result value	J	Estimated value detected below Reporting Limit

Analytical Environmental Services, Inc

Date: 12-Sep-11

Client:	Peachtree Environmental	**Client Sample ID:**	TNB-0911-SB9(15-20FT)
Project Name:	Thomasville National Bank	**Collection Date:**	9/1/2011
Lab ID:	1109215-019	**Matrix:**	Soil

Analyses	Result	Reporting Limit	Qual	Units	BatchID	Dilution Factor	Date Analyzed	Analyst
TCL VOLATILE ORGANICS SW8260B				**(SW5035)**				
1,1,1-Trichloroethane	BRL	0.0084		mg/Kg-dry	151340	1	09/09/2011 15:05	JE
1,1,2,2-Tetrachloroethane	BRL	0.0084		mg/Kg-dry	151340	1	09/09/2011 15:05	JE
1,1,2-Trichloroethane	BRL	0.0084		mg/Kg-dry	151340	1	09/09/2011 15:05	JE
1,1-Dichloroethane	BRL	0.0084		mg/Kg-dry	151340	1	09/09/2011 15:05	JE
1,1-Dichloroethene	BRL	0.0084		mg/Kg-dry	151340	1	09/09/2011 15:05	JE
1,2,4-Trichlorobenzene	BRL	0.0084		mg/Kg-dry	151340	1	09/09/2011 15:05	JE
1,2-Dibromo-3-chloropropane	BRL	0.0084		mg/Kg-dry	151340	1	09/09/2011 15:05	JE
1,2-Dibromoethane	BRL	0.0084		mg/Kg-dry	151340	1	09/09/2011 15:05	JE
1,2-Dichlorobenzene	BRL	0.0084		mg/Kg-dry	151340	1	09/09/2011 15:05	JE
1,2-Dichloroethane	BRL	0.0084		mg/Kg-dry	151340	1	09/09/2011 15:05	JE
1,2-Dichloropropane	BRL	0.0084		mg/Kg-dry	151340	1	09/09/2011 15:05	JE
1,3-Dichlorobenzene	BRL	0.0084		mg/Kg-dry	151340	1	09/09/2011 15:05	JE
1,4-Dichlorobenzene	BRL	0.0084		mg/Kg-dry	151340	1	09/09/2011 15:05	JE
2-Butanone	BRL	0.084		mg/Kg-dry	151340	1	09/09/2011 15:05	JE
2-Hexanone	BRL	0.017		mg/Kg-dry	151340	1	09/09/2011 15:05	JE
4-Methyl-2-pentanone	BRL	0.017		mg/Kg-dry	151340	1	09/09/2011 15:05	JE
Acetone	BRL	0.17		mg/Kg-dry	151340	1	09/09/2011 15:05	JE
Benzene	BRL	0.0084		mg/Kg-dry	151340	1	09/09/2011 15:05	JE
Bromodichloromethane	BRL	0.0084		mg/Kg-dry	151340	1	09/09/2011 15:05	JE
Bromoform	BRL	0.0084		mg/Kg-dry	151340	1	09/09/2011 15:05	JE
Bromomethane	BRL	0.0084		mg/Kg-dry	151340	1	09/09/2011 15:05	JE
Carbon disulfide	BRL	0.017		mg/Kg-dry	151340	1	09/09/2011 15:05	JE
Carbon tetrachloride	BRL	0.0084		mg/Kg-dry	151340	1	09/09/2011 15:05	JE
Chlorobenzene	BRL	0.0084		mg/Kg-dry	151340	1	09/09/2011 15:05	JE
Chloroethane	BRL	0.017		mg/Kg-dry	151340	1	09/09/2011 15:05	JE
Chloroform	BRL	0.0084		mg/Kg-dry	151340	1	09/09/2011 15:05	JE
Chloromethane	BRL	0.017		mg/Kg-dry	151340	1	09/09/2011 15:05	JE
cis-1,2-Dichloroethene	BRL	0.0084		mg/Kg-dry	151340	1	09/09/2011 15:05	JE
cis-1,3-Dichloropropene	BRL	0.0084		mg/Kg-dry	151340	1	09/09/2011 15:05	JE
Cyclohexane	BRL	0.0084		mg/Kg-dry	151340	1	09/09/2011 15:05	JE
Dibromochloromethane	BRL	0.0084		mg/Kg-dry	151340	1	09/09/2011 15:05	JE
Dichlorodifluoromethane	BRL	0.017		mg/Kg-dry	151340	1	09/09/2011 15:05	JE
Ethylbenzene	BRL	0.0084		mg/Kg-dry	151340	1	09/09/2011 15:05	JE
Freon-113	BRL	0.017		mg/Kg-dry	151340	1	09/09/2011 15:05	JE
Isopropylbenzene	BRL	0.0084		mg/Kg-dry	151340	1	09/09/2011 15:05	JE
m,p-Xylene	BRL	0.0084		mg/Kg-dry	151340	1	09/09/2011 15:05	JE
Methyl acetate	BRL	0.0084		mg/Kg-dry	151340	1	09/09/2011 15:05	JE
Methyl tert-butyl ether	BRL	0.0084		mg/Kg-dry	151340	1	09/09/2011 15:05	JE
Methylcyclohexane	BRL	0.0084		mg/Kg-dry	151340	1	09/09/2011 15:05	JE
Methylene chloride	BRL	0.0084		mg/Kg-dry	151340	1	09/09/2011 15:05	JE
o-Xylene	BRL	0.0084		mg/Kg-dry	151340	1	09/09/2011 15:05	JE

Qualifiers:

*	Value exceeds maximum contaminant level	E	Estimated (value above quantitation range)
BRL	Below reporting limit	S	Spike Recovery outside limits due to matrix
H	Holding times for preparation or analysis exceeded	Narr	See case narrative
N	Analyte not NELAC certified	NC	Not confirmed
B	Analyte detected in the associated method blank	<	Less than Result value
>	Greater than Result value	J	Estimated value detected below Reporting Limit

Analytical Environmental Services, Inc

Date: 12-Sep-11

Client:	Peachtree Environmental	**Client Sample ID:**	TNB-0911-SB9(15-20FT)
Project Name:	Thomasville National Bank	**Collection Date:**	9/1/2011
Lab ID:	1109215-019	**Matrix:**	Soil

Analyses	Result	Reporting Limit	Qual	Units	BatchID	Dilution Factor	Date Analyzed	Analyst
TCL VOLATILE ORGANICS SW8260B				**(SW5035)**				
Styrene	BRL	0.0084		mg/Kg-dry	151340	1	09/09/2011 15:05	JE
Tetrachloroethene	BRL	0.0084		mg/Kg-dry	151340	1	09/09/2011 15:05	JE
Toluene	BRL	0.0084		mg/Kg-dry	151340	1	09/09/2011 15:05	JE
trans-1,2-Dichloroethene	BRL	0.0084		mg/Kg-dry	151340	1	09/09/2011 15:05	JE
trans-1,3-Dichloropropene	BRL	0.0084		mg/Kg-dry	151340	1	09/09/2011 15:05	JE
Trichloroethene	BRL	0.0084		mg/Kg-dry	151340	1	09/09/2011 15:05	JE
Trichlorofluoromethane	BRL	0.0084		mg/Kg-dry	151340	1	09/09/2011 15:05	JE
Vinyl chloride	BRL	0.017		mg/Kg-dry	151340	1	09/09/2011 15:05	JE
Surr: 4-Bromofluorobenzene	93.9	56-137		%REC	151340	1	09/09/2011 15:05	JE
Surr: Dibromofluoromethane	112	73.7-137		%REC	151340	1	09/09/2011 15:05	JE
Surr: Toluene-d8	99.7	69.2-126		%REC	151340	1	09/09/2011 15:05	JE
PERCENT MOISTURE D2216								
Percent Moisture	25.9	0		wt%	R204771	1	09/08/2011 11:00	AS

Qualifiers:

*	Value exceeds maximum contaminant level	E	Estimated (value above quantitation range)
BRL	Below reporting limit	S	Spike Recovery outside limits due to matrix
H	Holding times for preparation or analysis exceeded	Narr	See case narrative
N	Analyte not NELAC certified	NC	Not confirmed
B	Analyte detected in the associated method blank	<	Less than Result value
>	Greater than Result value	J	Estimated value detected below Reporting Limit

Analytical Environmental Services, Inc.

Sample/Cooler Receipt Checklist

Client Peoctree Env Work Order Number 1109215

Checklist completed by N.Mill 9/2/11
Signature Date

Carrier name: FedEx __ UPS __ Courier __ Client ✓ US Mail __ Other _____

Shipping container/cooler in good condition? Yes ✓ No __ Not Present __

Custody seals intact on shipping container/cooler? Yes __ No __ Not Present ✓

Custody seals intact on sample bottles? Yes __ No __ Not Present ✓

Container/Temp Blank temperature in compliance? (4°C±2)* Yes ✓ No __

Cooler #1 3.9' Cooler #2 _____ Cooler #3 _____ Cooler #4 _____ Cooler#5 _____ Cooler #6 _____

Chain of custody present? Yes ✓ No __

Chain of custody signed when relinquished and received? Yes ✓ No __

Chain of custody agrees with sample labels? Yes ✓ 9/2 No ✓

Samples in proper container/bottle? Yes ✓ No __

Sample containers intact? Yes ✓ No __

Sufficient sample volume for indicated test? Yes ✓ No __

All samples received within holding time? Yes ✓ No __

Was TAT marked on the COC? Yes ✓ No __

Proceed with Standard TAT as per project history? Yes __ No __ Not Applicable ✓

Water - VOA vials have zero headspace? No VOA vials submitted __ Yes ✓ No __

Water - pH acceptable upon receipt? Yes ✓ No __ Not Applicable __

Adjusted? _____ Checked by _____

Sample Condition: Good ✓ Other(Explain) _____

(For diffusive samples or AIHA lead) Is a known blank included? Yes __ No ✓

See Case Narrative for resolution of the Non-Conformance.

* Samples do not have to comply with the given range for certain parameters.

\L\Quality Assurance\Checklists Procedures Sign-Off Templates\Checklists\Sample Receipt Checklists\Sample_Cooler_Receipt_Checklist

Client: Peachtree Environmental
Project Name: Thomasville National Bank
Workorder: 1109215

ANALYTICAL QC SUMMARY REPORT

BatchID: **151340**

Sample ID: **MB-151340** Client ID: Units: **mg/Kg** Prep Date: **09/07/2011** Run No: **204737**
SampleType: **MBLK** TestCode: **TCL VOLATILE ORGANICS SW8260B** BatchID: **151340** Analysis Date: **09/07/2011** Seq No: **4279540**

Analyte	Result	RPT Limit	SPK value	SPK Ref Val	%REC	Low Limit	High Limit	RPD Ref Val	%RPD	RPD Limit	Qual
1,1,1-Trichloroethane	BRL	0.0050	0	0	0	0	0	0	0	0	
1,1,2,2-Tetrachloroethane	BRL	0.0050	0	0	0	0	0	0	0	0	
1,1,2-Trichloroethane	BRL	0.0050	0	0	0	0	0	0	0	0	
1,1-Dichloroethane	BRL	0.0050	0	0	0	0	0	0	0	0	
1,1-Dichloroethene	BRL	0.0050	0	0	0	0	0	0	0	0	
1,2,4-Trichlorobenzene	BRL	0.0050	0	0	0	0	0	0	0	0	
1,2-Dibromo-3-chloropropane	BRL	0.0050	0	0	0	0	0	0	0	0	
1,2-Dibromoethane	BRL	0.0050	0	0	0	0	0	0	0	0	
1,2-Dichlorobenzene	BRL	0.0050	0	0	0	0	0	0	0	0	
1,2-Dichloroethane	BRL	0.0050	0	0	0	0	0	0	0	0	
1,2-Dichloropropane	BRL	0.0050	0	0	0	0	0	0	0	0	
1,3-Dichlorobenzene	BRL	0.0050	0	0	0	0	0	0	0	0	
1,4-Dichlorobenzene	BRL	0.0050	0	0	0	0	0	0	0	0	
2-Butanone	BRL	0.050	0	0	0	0	0	0	0	0	
2-Hexanone	BRL	0.010	0	0	0	0	0	0	0	0	
4-Methyl-2-pentanone	BRL	0.010	0	0	0	0	0	0	0	0	
Acetone	BRL	0.10	0	0	0	0	0	0	0	0	
Benzene	BRL	0.0050	0	0	0	0	0	0	0	0	
Bromodichloromethane	BRL	0.0050	0	0	0	0	0	0	0	0	
Bromoform	BRL	0.0050	0	0	0	0	0	0	0	0	
Bromomethane	BRL	0.0050	0	0	0	0	0	0	0	0	
Carbon disulfide	BRL	0.010	0	0	0	0	0	0	0	0	
Carbon tetrachloride	BRL	0.0050	0	0	0	0	0	0	0	0	
Chlorobenzene	BRL	0.0050	0	0	0	0	0	0	0	0	
Chloroethane	BRL	0.010	0	0	0	0	0	0	0	0	
Chloroform	BRL	0.0050	0	0	0	0	0	0	0	0	
Chloromethane	BRL	0.010	0	0	0	0	0	0	0	0	

Qualifiers:
> Greater than Result value
BRL Below reporting limit
J Estimated value detected below Reporting Limit
Rpt Lim Reporting Limit
< Less than Result value
E Estimated (value above quantitation range)
N Analyte not NELAC certified
S Spike Recovery outside limits due to matrix
B Analyte detected in the associated method blank
H Holding times for preparation or analysis exceeded
R RPD outside limits due to matrix

Client: Peachtree Environmental
Project Name: Thomasville National Bank
Workorder: 1109215

ANALYTICAL QC SUMMARY REPORT

BatchID: 151340

Sample ID: **MB-151340** Client ID: Units: **mg/Kg** Prep Date: **09/07/2011** Run No: **204737**
SampleType: **MBLK** TestCode: **TCL VOLATILE ORGANICS SW8260B** BatchID: **151340** Analysis Date: **09/07/2011** Seq No: **4279540**

Analyte	Result	RPT Limit	SPK value	SPK Ref Val	%REC	Low Limit	High Limit	RPD Ref Val	%RPD	RPD Limit	Qual
cis-1,2-Dichloroethene	BRL	0.0050	0	0	0	0	0	0	0	0	
cis-1,3-Dichloropropene	BRL	0.0050	0	0	0	0	0	0	0	0	
Cyclohexane	BRL	0.0050	0	0	0	0	0	0	0	0	
Dibromochloromethane	BRL	0.0050	0	0	0	0	0	0	0	0	
Dichlorodifluoromethane	BRL	0.010	0	0	0	0	0	0	0	0	
Ethylbenzene	BRL	0.0050	0	0	0	0	0	0	0	0	
Freon-113	BRL	0.010	0	0	0	0	0	0	0	0	
Isopropylbenzene	BRL	0.0050	0	0	0	0	0	0	0	0	
m,p-Xylene	BRL	0.0050	0	0	0	0	0	0	0	0	
Methyl acetate	BRL	0.0050	0	0	0	0	0	0	0	0	
Methyl tert-butyl ether	BRL	0.0050	0	0	0	0	0	0	0	0	
Methylcyclohexane	BRL	0.0050	0	0	0	0	0	0	0	0	
Methylene chloride	BRL	0.0050	0	0	0	0	0	0	0	0	
o-Xylene	BRL	0.0050	0	0	0	0	0	0	0	0	
Styrene	BRL	0.0050	0	0	0	0	0	0	0	0	
Tetrachloroethene	BRL	0.0050	0	0	0	0	0	0	0	0	
Toluene	BRL	0.0050	0	0	0	0	0	0	0	0	
trans-1,2-Dichloroethene	BRL	0.0050	0	0	0	0	0	0	0	0	
trans-1,3-Dichloropropene	BRL	0.0050	0	0	0	0	0	0	0	0	
Trichloroethene	BRL	0.0050	0	0	0	0	0	0	0	0	
Trichlorofluoromethane	BRL	0.0050	0	0	0	0	0	0	0	0	
Vinyl chloride	BRL	0.010	0	0	0	0	0	0	0	0	
Surr: 4-Bromofluorobenzene	0.04434	0	0.05	0	88.7	56	137	0	0	0	
Surr: Dibromofluoromethane	0.06107	0	0.05	0	122	73.7	137	0	0	0	
Surr: Toluene-d8	0.04907	0	0.05	0	98.1	69.2	126	0	0	0	

Qualifiers:

>	Greater than Result value	<	Less than Result value	B	Analyte detected in the associated method blank
BRL	Below reporting limit	E	Estimated (value above quantitation range)	H	Holding times for preparation or analysis exceeded
J	Estimated value detected below Reporting Limit	N	Analyte not NELAC certified	R	RPD outside limits due to matrix
Rpt Lim	Reporting Limit	S	Spike Recovery outside limits due to matrix		

Client: Peachtree Environmental
Project Name: Thomasville National Bank
Workorder: 1109215

ANALYTICAL QC SUMMARY REPORT

BatchID: 151340

Sample ID: **LCS-151340** Client ID: Units: **mg/Kg** Prep Date: **09/07/2011** Run No: **204737**
SampleType: **LCS** TestCode: **TCL VOLATILE ORGANICS SW8260B** BatchID: **151340** Analysis Date: **09/07/2011** Seq No: **4279541**

Analyte	Result	RPT Limit	SPK value	SPK Ref Val	%REC	Low Limit	High Limit	RPD Ref Val	%RPD	RPD Limit	Qual
1,1-Dichloroethene	0.05625	0.0050	0.05	0	112	60	140	0	0	0	
Benzene	0.05993	0.0050	0.05	0	120	70	130	0	0	0	
Chlorobenzene	0.05414	0.0050	0.05	0	108	70	130	0	0	0	
Toluene	0.06072	0.0050	0.05	0	121	70	130	0	0	0	
Trichloroethene	0.05399	0.0050	0.05	0	108	70	130	0	0	0	
Surr: 4-Bromofluorobenzene	0.05843	0	0.05	0	117	56	137	0	0	0	
Surr: Dibromofluoromethane	0.05664	0	0.05	0	113	73.7	137	0	0	0	
Surr: Toluene-d8	0.05724	0	0.05	0	114	69.2	126	0	0	0	

Sample ID: **1109215-001AMS** Client ID: **TNB-0911-SB1A(0-2FT)** Units: **mg/Kg-dry** Prep Date: **09/07/2011** Run No: **204962**
SampleType: **MS** TestCode: **TCL VOLATILE ORGANICS SW8260B** BatchID: **151340** Analysis Date: **09/12/2011** Seq No: **4284234**

Analyte	Result	RPT Limit	SPK value	SPK Ref Val	%REC	Low Limit	High Limit	RPD Ref Val	%RPD	RPD Limit	Qual
1,1-Dichloroethene	0.06125	0.0056	0.0558	0	110	55.2	163	0	0	0	
Benzene	0.05162	0.0056	0.0558	0	92.5	67.4	144	0	0	0	
Chlorobenzene	0.04836	0.0056	0.0558	0	86.7	73.6	140	0	0	0	
Toluene	0.04944	0.0056	0.0558	0	88.6	64.6	145	0	0	0	
Trichloroethene	0.04245	0.0056	0.0558	0	76.1	70.1	149	0	0	0	
Surr: 4-Bromofluorobenzene	0.06302	0	0.0558	0	113	56	137	0	0	0	
Surr: Dibromofluoromethane	0.05958	0	0.0558	0	107	73.7	137	0	0	0	
Surr: Toluene-d8	0.06333	0	0.0558	0	114	69.2	126	0	0	0	

Sample ID: **1109215-001AMSD** Client ID: **TNB-0911-SB1A(0-2FT)** Units: **mg/Kg-dry** Prep Date: **09/07/2011** Run No: **204962**
SampleType: **MSD** TestCode: **TCL VOLATILE ORGANICS SW8260B** BatchID: **151340** Analysis Date: **09/12/2011** Seq No: **4284235**

Analyte	Result	RPT Limit	SPK value	SPK Ref Val	%REC	Low Limit	High Limit	RPD Ref Val	%RPD	RPD Limit	Qual
1,1-Dichloroethene	0.07627	0.0056	0.0558	0	137	55.2	163	0.06125	21.8	34.9	
Benzene	0.04087	0.0056	0.0558	0	73.2	67.4	144	0.05162	23.2	27.2	

Qualifiers:
- > Greater than Result value
- BRL Below reporting limit
- J Estimated value detected below Reporting Limit
- Rpt Lim Reporting Limit
- < Less than Result value
- E Estimated (value above quantitation range)
- N Analyte not NELAC certified
- S Spike Recovery outside limits due to matrix
- B Analyte detected in the associated method blank
- H Holding times for preparation or analysis exceeded
- R RPD outside limits due to matrix

Client: Peachtree Environmental
Project Name: Thomasville National Bank
Workorder: 1109215

ANALYTICAL QC SUMMARY REPORT

BatchID: **151340**

Sample ID: **1109215-001AMSD** Client ID: **TNB-0911-SB1A(0-2FT)** Units: **mg/Kg-dry** Prep Date: **09/07/2011** Run No: **204962**
SampleType: **MSD** TestCode: **TCL VOLATILE ORGANICS SW8260B** BatchID: **151340** Analysis Date: **09/12/2011** Seq No: **4284235**

Analyte	Result	RPT Limit	SPK value	SPK Ref Val	%REC	Low Limit	High Limit	RPD Ref Val	%RPD	RPD Limit	Qual
Chlorobenzene	0.04564	0.0056	0.0558	0	81.8	73.6	140	0.04836	5.77	33.4	
Toluene	0.04304	0.0056	0.0558	0	77.1	64.6	145	0.04944	13.8	26.8	
Trichloroethene	0.04604	0.0056	0.0558	0	82.5	70.1	149	0.04245	8.1	34	
Surr: 4-Bromofluorobenzene	0.07454	0	0.0558	0	134	56	137	0.06302	0	0	
Surr: Dibromofluoromethane	0.06667	0	0.0558	0	119	73.7	137	0.05958	0	0	
Surr: Toluene-d8	0.05680	0	0.0558	0	102	69.2	126	0.06333	0	0	

Qualifiers:

>	Greater than Result value	<	Less than Result value	B	Analyte detected in the associated method blank
BRL	Below reporting limit	E	Estimated (value above quantitation range)	H	Holding times for preparation or analysis exceeded
J	Estimated value detected below Reporting Limit	N	Analyte not NELAC certified	R	RPD outside limits due to matrix
Rpt Lim	Reporting Limit	S	Spike Recovery outside limits due to matrix		

FLORIDA DEPARTMENT OF HEALTH

State of Florida
Department of Health, Bureau of Laboratories
This is to certify that

E87582

ANALYTICAL ENVIRONMENTAL SERVICES, INC.
3785 PRESIDENTIAL PARKWAY
ATLANTA, GA 30340

has complied with Florida Administrative Code 64E-1,
for the examination of Environmental samples in the following categories

DRINKING WATER - MICROBIOLOGY, NON-POTABLE WATER - EXTRACTABLE ORGANICS, NON-POTABLE WATER - GENERAL CHEMISTRY, NON-POTABLE WATER - METALS, NON-POTABLE WATER - MICROBIOLOGY, NON-POTABLE WATER - PESTICIDES-HERBICIDES-PCB'S, NON-POTABLE WATER - VOLATILE ORGANICS, SOLID AND CHEMICAL MATERIALS - EXTRACTABLE ORGANICS, SOLID AND CHEMICAL MATERIALS - GENERAL CHEMISTRY, SOLID AND CHEMICAL MATERIALS - METALS, SOLID AND CHEMICAL MATERIALS - PESTICIDES-HERBICIDES-PCB'S, SOLID AND CHEMICAL MATERIALS - VOLATILE ORGANICS

Continued certification is contingent upon successful on-going compliance with the NELAC Standards and FAC Rule 64E-1 regulations. Specific methods and analytes certified are cited on the Laboratory Scope of Accreditation for this laboratory and are on file at the Bureau of Laboratories, P. O. Box 210, Jacksonville, Florida 32231. Clients and customers are urged to verify with this agency the laboratory's certification status in Florida for particular methods and analytes.

Date Issued: July 01, 2011 Expiration Date: June 30, 2012

Max Salfinger, M.D.
Chief, Bureau of Laboratories
Florida Department of Health
DH Form 1697, 7/04
NON-TRANSFERABLE E87582-17-07/01/2011
Supersedes all previously issued certificates

AES

ANALYTICAL ENVIRONMENTAL SERVICES, INC.

December 03, 2013

John Martiniere
Peachtree Environmental
3000 Northwoods Parkway, Suite 105
Norcross GA 30071

TEL: (770) 449-6100
FAX: (770) 449-6119

RE: Thomasville National Bank

Dear John Martiniere: Order No: 1311I96

Analytical Environmental Services, Inc. received □□ samples on 11/22/2013 3:40:00 PM for the analyses presented in following report.

No problems were encountered during the analyses. Additionally, all results for the associated Quality Control samples were within EPA and/or AES established limits. Any discrepancies associated with the analyses contained herein will be noted and submitted in the form of a project Case Narrative.
AES' certifications are as follows:
-NELAC/Florida Certification number E87582 for analysis of Environmental Water, soil/hazardous waste, and Drinking Water Microbiology, effective 07/01/13-06/30/14.
-AIHA-LAP, LLC Laboratory ID: 100671 for Industrial Hygiene samples (Organics, Inorganics), Environmental Lead (Paint, Soil, Dust Wipes, Air), and Environmental Microbiology (Fungal) effective until 09/01/15.

These results relate only to the items tested. This report may only be reproduced in full.

If you have any questions regarding these test results, please feel free to call.

Dorothy deBruyn
Project Manager

ANALYTICAL ENVIRONMENTAL SERVICES, INC
3785 Presidential Parkway, Atlanta GA 30340-3704
AES TEL.: (770) 457-8177 / TOLL-FREE (800) 972-4889 / FAX: (770) 457-8188

CHAIN OF CUSTODY

Work Order: 1311596

Date: 11/21/13 Page 1 of 1

COMPANY: PEACHTREE ENVIRONMENTAL

ADDRESS: 3000 NORTHWOODS PKWY. Suite 105 NORCROSS, GA 30071

PHONE: 770-449-6100

FAX: 770-449-6119

SAMPLED BY: JASON CHAPPELL / THOM LAWRENCE

SIGNATURE: [signature]

ANALYSIS REQUESTED: 8260

PRESERVATION (See codes): S/M 7

Visit our website www.aesatlanta.com to check on the status of your results, place bottle orders, etc.

#	SAMPLE ID	SAMPLED DATE	SAMPLED TIME	Grab	Composite	Matrix (See codes)	8260 S/M 7	REMARKS	No # of Containers
1	TNB-1113-B-1-10'	11/21/13	800	✓		SO	✓		4
2	TNB-1113-B-2-12'	↓	820	✓		SO	✓		4
3	TNB-1113-B-3-7'		835	✓		SO	✓		4
4	TNB-1113-B-4-7'		850	✓		SO	✓		4
5	TNB-1113-B-5-7'		910	✓		SO	✓		4
6	TNB-1113-B-6-7'		925	✓		SO	✓		4
7	TNB-1113-B-7-7'		945	✓		SO	✓		4
8	TNB-1113-B-8-7'		1000	✓		SO	✓		4
9	TNB-1113-B-2-5'		810	✓		SO	✓		4
10	TNB-1113-B-2-9'	↓	815	✓		SO	✓		4
11									
12									
13									
14									

RELINQUISHED BY	DATE/TIME	RECEIVED BY	DATE/TIME
1: [signature]	1540 11-22-13	1: [signature]	11/22/13 3:40
2:		2:	
3:		3:	

SPECIAL INSTRUCTIONS/COMMENTS:

SHIPMENT METHOD
OUT / / VIA:
IN / / VIA:
CLIENT FedEx UPS MAIL COURIER
GREYHOUND OTHER _____

PROJECT INFORMATION
PROJECT NAME: Thomasville National Bank
PROJECT #: 3151
SITE ADDRESS: Thomasville, Georgia
SEND REPORT TO: Jason Chappell
INVOICE TO:
(IF DIFFERENT FROM ABOVE)
QUOTE #: _____ PO#: _____

RECEIPT
Total # of Containers

Turnaround Time Request
- (✓) Standard 5 Business Days
- ( ) 2 Business Day Rush
- ( ) Next Business Day Rush
- ( ) Same Day Rush (auth req.)
- ( ) Other _____

STATE PROGRAM (if any): _____
E-mail? Y / N; Fax? Y / N
DATA PACKAGE: I II III IV

SAMPLES RECEIVED AFTER 3PM OR ON SATURDAY ARE CONSIDERED RECEIVED THE NEXT BUSINESS DAY. IF TURNAROUND TIME IS NOT INDICATED, AES WILL PROCEED WITH STANDARD TAT OF SAMPLES. SAMPLES ARE DISPOSED 30 DAYS AFTER REPORT COMPLETION UNLESS OTHER ARRANGEMENTS ARE MADE.

MATRIX CODES: A = Air GW = Groundwater SE = Sediment SO = Soil SW = Surface Water W = Water (Blanks) DW = Drinking Water (Blanks) O = Other (specify) WW = Waste Water
PRESERVATIVE CODES: H+I = Hydrochloric acid + ice I = Ice only N = Nitric acid S+I = Sulfuric acid + ice S/M+I = Sodium Bisulfate/Methanol + ice O = Other (specify) NA = None

White Copy - Original; Yellow Copy - Client

Analytical Environmental Services, Inc **Date:** 3-Dec-13

Client:	Peachtree Environmental	**Client Sample ID:**	TNB-1113-B-1-10'
Project Name:	Thomasville National Bank	**Collection Date:**	11/21/2013 8:00:00 AM
Lab ID:	1311I96-001	**Matrix:**	Soil

Analyses	Result	Reporting Limit	Qual	Units	BatchID	Dilution Factor	Date Analyzed	Analyst
TCL VOLATILE ORGANICS SW8260B				**(SW5035)**				
1,1,1-Trichloroethane	BRL	0.0042		mg/Kg-dry	184105	1	11/26/2013 17:52	MD
1,1,2,2-Tetrachloroethane	BRL	0.0042		mg/Kg-dry	184105	1	11/26/2013 17:52	MD
1,1,2-Trichloroethane	BRL	0.0042		mg/Kg-dry	184105	1	11/26/2013 17:52	MD
1,1-Dichloroethane	BRL	0.0042		mg/Kg-dry	184105	1	11/26/2013 17:52	MD
1,1-Dichloroethene	BRL	0.0042		mg/Kg-dry	184105	1	11/26/2013 17:52	MD
1,2,4-Trichlorobenzene	BRL	0.0042		mg/Kg-dry	184105	1	11/26/2013 17:52	MD
1,2-Dibromo-3-chloropropane	BRL	0.0042		mg/Kg-dry	184105	1	11/26/2013 17:52	MD
1,2-Dibromoethane	BRL	0.0042		mg/Kg-dry	184105	1	11/26/2013 17:52	MD
1,2-Dichlorobenzene	BRL	0.0042		mg/Kg-dry	184105	1	11/26/2013 17:52	MD
1,2-Dichloroethane	BRL	0.0042		mg/Kg-dry	184105	1	11/26/2013 17:52	MD
1,2-Dichloropropane	BRL	0.0042		mg/Kg-dry	184105	1	11/26/2013 17:52	MD
1,3-Dichlorobenzene	BRL	0.0042		mg/Kg-dry	184105	1	11/26/2013 17:52	MD
1,4-Dichlorobenzene	BRL	0.0042		mg/Kg-dry	184105	1	11/26/2013 17:52	MD
2-Butanone	BRL	0.042		mg/Kg-dry	184105	1	11/26/2013 17:52	MD
2-Hexanone	BRL	0.0085		mg/Kg-dry	184105	1	11/26/2013 17:52	MD
4-Methyl-2-pentanone	BRL	0.0085		mg/Kg-dry	184105	1	11/26/2013 17:52	MD
Acetone	BRL	0.085		mg/Kg-dry	184105	1	11/26/2013 17:52	MD
Benzene	BRL	0.0042		mg/Kg-dry	184105	1	11/26/2013 17:52	MD
Bromodichloromethane	BRL	0.0042		mg/Kg-dry	184105	1	11/26/2013 17:52	MD
Bromoform	BRL	0.0042		mg/Kg-dry	184105	1	11/26/2013 17:52	MD
Bromomethane	BRL	0.0042		mg/Kg-dry	184105	1	11/26/2013 17:52	MD
Carbon disulfide	BRL	0.0085		mg/Kg-dry	184105	1	11/26/2013 17:52	MD
Carbon tetrachloride	BRL	0.0042		mg/Kg-dry	184105	1	11/26/2013 17:52	MD
Chlorobenzene	BRL	0.0042		mg/Kg-dry	184105	1	11/26/2013 17:52	MD
Chloroethane	BRL	0.0085		mg/Kg-dry	184105	1	11/26/2013 17:52	MD
Chloroform	BRL	0.0042		mg/Kg-dry	184105	1	11/26/2013 17:52	MD
Chloromethane	BRL	0.0085		mg/Kg-dry	184105	1	11/26/2013 17:52	MD
cis-1,2-Dichloroethene	BRL	0.0042		mg/Kg-dry	184105	1	11/26/2013 17:52	MD
cis-1,3-Dichloropropene	BRL	0.0042		mg/Kg-dry	184105	1	11/26/2013 17:52	MD
Cyclohexane	BRL	0.0042		mg/Kg-dry	184105	1	11/26/2013 17:52	MD
Dibromochloromethane	BRL	0.0042		mg/Kg-dry	184105	1	11/26/2013 17:52	MD
Dichlorodifluoromethane	BRL	0.0085		mg/Kg-dry	184105	1	11/26/2013 17:52	MD
Ethylbenzene	BRL	0.0042		mg/Kg-dry	184105	1	11/26/2013 17:52	MD
Freon-113	BRL	0.0085		mg/Kg-dry	184105	1	11/26/2013 17:52	MD
Isopropylbenzene	BRL	0.0042		mg/Kg-dry	184105	1	11/26/2013 17:52	MD
m,p-Xylene	BRL	0.0042		mg/Kg-dry	184105	1	11/26/2013 17:52	MD
Methyl acetate	BRL	0.0042		mg/Kg-dry	184105	1	11/26/2013 17:52	MD
Methyl tert-butyl ether	BRL	0.0042		mg/Kg-dry	184105	1	11/26/2013 17:52	MD
Methylcyclohexane	BRL	0.0042		mg/Kg-dry	184105	1	11/26/2013 17:52	MD
Methylene chloride	BRL	0.017		mg/Kg-dry	184105	1	11/26/2013 17:52	MD
o-Xylene	BRL	0.0042		mg/Kg-dry	184105	1	11/26/2013 17:52	MD

Qualifiers:

*	Value exceeds maximum contaminant level	E	Estimated (value above quantitation range)
BRL	Below reporting limit	S	Spike Recovery outside limits due to matrix
H	Holding times for preparation or analysis exceeded	Narr	See case narrative
N	Analyte not NELAC certified	NC	Not confirmed
B	Analyte detected in the associated method blank	<	Less than Result value
>	Greater than Result value	J	Estimated value detected below Reporting Limit

Analytical Environmental Services, Inc **Date:** 3-Dec-13

Client:	Peachtree Environmental	**Client Sample ID:**	TNB-1113-B-1-10'
Project Name:	Thomasville National Bank	**Collection Date:**	11/21/2013 8:00:00 AM
Lab ID:	1311I96-001	**Matrix:**	Soil

Analyses	Result	Reporting Limit	Qual	Units	BatchID	Dilution Factor	Date Analyzed	Analyst
TCL VOLATILE ORGANICS SW8260B				**(SW5035)**				
Styrene	BRL	0.0042		mg/Kg-dry	184105	1	11/26/2013 17:52	MD
Tetrachloroethene	BRL	0.0042		mg/Kg-dry	184105	1	11/26/2013 17:52	MD
Toluene	BRL	0.0042		mg/Kg-dry	184105	1	11/26/2013 17:52	MD
trans-1,2-Dichloroethene	BRL	0.0042		mg/Kg-dry	184105	1	11/26/2013 17:52	MD
trans-1,3-Dichloropropene	BRL	0.0042		mg/Kg-dry	184105	1	11/26/2013 17:52	MD
Trichloroethene	BRL	0.0042		mg/Kg-dry	184105	1	11/26/2013 17:52	MD
Trichlorofluoromethane	BRL	0.0042		mg/Kg-dry	184105	1	11/26/2013 17:52	MD
Vinyl chloride	BRL	0.0085		mg/Kg-dry	184105	1	11/26/2013 17:52	MD
Surr: 4-Bromofluorobenzene	88.8	70-128		%REC	184105	1	11/26/2013 17:52	MD
Surr: Dibromofluoromethane	125	78.2-128		%REC	184105	1	11/26/2013 17:52	MD
Surr: Toluene-d8	93.1	76.5-116		%REC	184105	1	11/26/2013 17:52	MD
PERCENT MOISTURE D2216								
Percent Moisture	21.2	0		wt%	R256735	1	11/27/2013 09:30	EH

Qualifiers:

*	Value exceeds maximum contaminant level	E	Estimated (value above quantitation range)
BRL	Below reporting limit	S	Spike Recovery outside limits due to matrix
H	Holding times for preparation or analysis exceeded	Narr	See case narrative
N	Analyte not NELAC certified	NC	Not confirmed
B	Analyte detected in the associated method blank	<	Less than Result value
>	Greater than Result value	J	Estimated value detected below Reporting Limit

Analytical Environmental Services, Inc

Date: 3-Dec-13

Client:	Peachtree Environmental	**Client Sample ID:**	TNB-1113-B-2-12'
Project Name:	Thomasville National Bank	**Collection Date:**	11/21/2013 8:20:00 AM
Lab ID:	1311I96-002	**Matrix:**	Soil

Analyses	Result	Reporting Limit	Qual	Units	BatchID	Dilution Factor	Date Analyzed	Analyst
TCL VOLATILE ORGANICS SW8260B				**(SW5035)**				
1,1,1-Trichloroethane	BRL	0.0035		mg/Kg-dry	184105	1	11/27/2013 17:42	MD
1,1,2,2-Tetrachloroethane	BRL	0.0035		mg/Kg-dry	184105	1	11/27/2013 17:42	MD
1,1,2-Trichloroethane	BRL	0.0035		mg/Kg-dry	184105	1	11/27/2013 17:42	MD
1,1-Dichloroethane	BRL	0.0035		mg/Kg-dry	184105	1	11/27/2013 17:42	MD
1,1-Dichloroethene	BRL	0.0035		mg/Kg-dry	184105	1	11/27/2013 17:42	MD
1,2,4-Trichlorobenzene	BRL	0.0035		mg/Kg-dry	184105	1	11/27/2013 17:42	MD
1,2-Dibromo-3-chloropropane	BRL	0.0035		mg/Kg-dry	184105	1	11/27/2013 17:42	MD
1,2-Dibromoethane	BRL	0.0035		mg/Kg-dry	184105	1	11/27/2013 17:42	MD
1,2-Dichlorobenzene	BRL	0.0035		mg/Kg-dry	184105	1	11/27/2013 17:42	MD
1,2-Dichloroethane	BRL	0.0035		mg/Kg-dry	184105	1	11/27/2013 17:42	MD
1,2-Dichloropropane	BRL	0.0035		mg/Kg-dry	184105	1	11/27/2013 17:42	MD
1,3-Dichlorobenzene	BRL	0.0035		mg/Kg-dry	184105	1	11/27/2013 17:42	MD
1,4-Dichlorobenzene	BRL	0.0035		mg/Kg-dry	184105	1	11/27/2013 17:42	MD
2-Butanone	BRL	0.035		mg/Kg-dry	184105	1	11/27/2013 17:42	MD
2-Hexanone	BRL	0.0070		mg/Kg-dry	184105	1	11/27/2013 17:42	MD
4-Methyl-2-pentanone	BRL	0.0070		mg/Kg-dry	184105	1	11/27/2013 17:42	MD
Acetone	BRL	0.070		mg/Kg-dry	184105	1	11/27/2013 17:42	MD
Benzene	BRL	0.0035		mg/Kg-dry	184105	1	11/27/2013 17:42	MD
Bromodichloromethane	BRL	0.0035		mg/Kg-dry	184105	1	11/27/2013 17:42	MD
Bromoform	BRL	0.0035		mg/Kg-dry	184105	1	11/27/2013 17:42	MD
Bromomethane	BRL	0.0035		mg/Kg-dry	184105	1	11/27/2013 17:42	MD
Carbon disulfide	BRL	0.0070		mg/Kg-dry	184105	1	11/27/2013 17:42	MD
Carbon tetrachloride	BRL	0.0035		mg/Kg-dry	184105	1	11/27/2013 17:42	MD
Chlorobenzene	BRL	0.0035		mg/Kg-dry	184105	1	11/27/2013 17:42	MD
Chloroethane	BRL	0.0070		mg/Kg-dry	184105	1	11/27/2013 17:42	MD
Chloroform	BRL	0.0035		mg/Kg-dry	184105	1	11/27/2013 17:42	MD
Chloromethane	BRL	0.0070		mg/Kg-dry	184105	1	11/27/2013 17:42	MD
cis-1,2-Dichloroethene	BRL	0.0035		mg/Kg-dry	184105	1	11/27/2013 17:42	MD
cis-1,3-Dichloropropene	BRL	0.0035		mg/Kg-dry	184105	1	11/27/2013 17:42	MD
Cyclohexane	BRL	0.0035		mg/Kg-dry	184105	1	11/27/2013 17:42	MD
Dibromochloromethane	BRL	0.0035		mg/Kg-dry	184105	1	11/27/2013 17:42	MD
Dichlorodifluoromethane	BRL	0.0070		mg/Kg-dry	184105	1	11/27/2013 17:42	MD
Ethylbenzene	BRL	0.0035		mg/Kg-dry	184105	1	11/27/2013 17:42	MD
Freon-113	BRL	0.0070		mg/Kg-dry	184105	1	11/27/2013 17:42	MD
Isopropylbenzene	BRL	0.0035		mg/Kg-dry	184105	1	11/27/2013 17:42	MD
m,p-Xylene	BRL	0.0035		mg/Kg-dry	184105	1	11/27/2013 17:42	MD
Methyl acetate	BRL	0.0035		mg/Kg-dry	184105	1	11/27/2013 17:42	MD
Methyl tert-butyl ether	BRL	0.0035		mg/Kg-dry	184105	1	11/27/2013 17:42	MD
Methylcyclohexane	BRL	0.0035		mg/Kg-dry	184105	1	11/27/2013 17:42	MD
Methylene chloride	BRL	0.014		mg/Kg-dry	184105	1	11/27/2013 17:42	MD
o-Xylene	BRL	0.0035		mg/Kg-dry	184105	1	11/27/2013 17:42	MD

Qualifiers:

*	Value exceeds maximum contaminant level	E	Estimated (value above quantitation range)
BRL	Below reporting limit	S	Spike Recovery outside limits due to matrix
H	Holding times for preparation or analysis exceeded	Narr	See case narrative
N	Analyte not NELAC certified	NC	Not confirmed
B	Analyte detected in the associated method blank	<	Less than Result value
>	Greater than Result value	J	Estimated value detected below Reporting Limit

Analytical Environmental Services, Inc **Date:** 3-Dec-13

Client:	Peachtree Environmental	**Client Sample ID:**	TNB-1113-B-2-12'
Project Name:	Thomasville National Bank	**Collection Date:**	11/21/2013 8:20:00 AM
Lab ID:	1311I96-002	**Matrix:**	Soil

Analyses	Result	Reporting Limit	Qual	Units	BatchID	Dilution Factor	Date Analyzed	Analyst
TCL VOLATILE ORGANICS SW8260B				**(SW5035)**				
Styrene	BRL	0.0035		mg/Kg-dry	184105	1	11/27/2013 17:42	MD
Tetrachloroethene	0.43	0.22		mg/Kg-dry	184153	50	11/27/2013 11:07	GK
Toluene	BRL	0.0035		mg/Kg-dry	184105	1	11/27/2013 17:42	MD
trans-1,2-Dichloroethene	BRL	0.0035		mg/Kg-dry	184105	1	11/27/2013 17:42	MD
trans-1,3-Dichloropropene	BRL	0.0035		mg/Kg-dry	184105	1	11/27/2013 17:42	MD
Trichloroethene	BRL	0.0035		mg/Kg-dry	184105	1	11/27/2013 17:42	MD
Trichlorofluoromethane	BRL	0.0035		mg/Kg-dry	184105	1	11/27/2013 17:42	MD
Vinyl chloride	BRL	0.0070		mg/Kg-dry	184105	1	11/27/2013 17:42	MD
Surr: 4-Bromofluorobenzene	98.3	70-128		%REC	184105	1	11/27/2013 17:42	MD
Surr: 4-Bromofluorobenzene	99.1	70-128		%REC	184153	50	11/27/2013 11:07	GK
Surr: Dibromofluoromethane	120	78.2-128		%REC	184105	1	11/27/2013 17:42	MD
Surr: Dibromofluoromethane	98	78.2-128		%REC	184153	50	11/27/2013 11:07	GK
Surr: Toluene-d8	91.9	76.5-116		%REC	184105	1	11/27/2013 17:42	MD
Surr: Toluene-d8	100	76.5-116		%REC	184153	50	11/27/2013 11:07	GK
PERCENT MOISTURE D2216								
Percent Moisture	21.5	0		wt%	R256665	1	11/26/2013 19:00	EH

Qualifiers:

*	Value exceeds maximum contaminant level	E	Estimated (value above quantitation range)
BRL	Below reporting limit	S	Spike Recovery outside limits due to matrix
H	Holding times for preparation or analysis exceeded	Narr	See case narrative
N	Analyte not NELAC certified	NC	Not confirmed
B	Analyte detected in the associated method blank	<	Less than Result value
>	Greater than Result value	J	Estimated value detected below Reporting Limit

Analytical Environmental Services, Inc

Date: 3-Dec-13

Client:	Peachtree Environmental	**Client Sample ID:**	TNB-1113-B-3-7'
Project Name:	Thomasville National Bank	**Collection Date:**	11/21/2013 8:35:00 AM
Lab ID:	1311I96-003	**Matrix:**	Soil

Analyses	Result	Reporting Limit	Qual	Units	BatchID	Dilution Factor	Date Analyzed	Analyst
TCL VOLATILE ORGANICS SW8260B				**(SW5035)**				
1,1,1-Trichloroethane	BRL	0.0045		mg/Kg-dry	184105	1	11/26/2013 18:53	MD
1,1,2,2-Tetrachloroethane	BRL	0.0045		mg/Kg-dry	184105	1	11/26/2013 18:53	MD
1,1,2-Trichloroethane	BRL	0.0045		mg/Kg-dry	184105	1	11/26/2013 18:53	MD
1,1-Dichloroethane	BRL	0.0045		mg/Kg-dry	184105	1	11/26/2013 18:53	MD
1,1-Dichloroethene	BRL	0.0045		mg/Kg-dry	184105	1	11/26/2013 18:53	MD
1,2,4-Trichlorobenzene	BRL	0.0045		mg/Kg-dry	184105	1	11/26/2013 18:53	MD
1,2-Dibromo-3-chloropropane	BRL	0.0045		mg/Kg-dry	184105	1	11/26/2013 18:53	MD
1,2-Dibromoethane	BRL	0.0045		mg/Kg-dry	184105	1	11/26/2013 18:53	MD
1,2-Dichlorobenzene	BRL	0.0045		mg/Kg-dry	184105	1	11/26/2013 18:53	MD
1,2-Dichloroethane	BRL	0.0045		mg/Kg-dry	184105	1	11/26/2013 18:53	MD
1,2-Dichloropropane	BRL	0.0045		mg/Kg-dry	184105	1	11/26/2013 18:53	MD
1,3-Dichlorobenzene	BRL	0.0045		mg/Kg-dry	184105	1	11/26/2013 18:53	MD
1,4-Dichlorobenzene	BRL	0.0045		mg/Kg-dry	184105	1	11/26/2013 18:53	MD
2-Butanone	BRL	0.045		mg/Kg-dry	184105	1	11/26/2013 18:53	MD
2-Hexanone	BRL	0.0089		mg/Kg-dry	184105	1	11/26/2013 18:53	MD
4-Methyl-2-pentanone	BRL	0.0089		mg/Kg-dry	184105	1	11/26/2013 18:53	MD
Acetone	BRL	0.089		mg/Kg-dry	184105	1	11/26/2013 18:53	MD
Benzene	BRL	0.0045		mg/Kg-dry	184105	1	11/26/2013 18:53	MD
Bromodichloromethane	BRL	0.0045		mg/Kg-dry	184105	1	11/26/2013 18:53	MD
Bromoform	BRL	0.0045		mg/Kg-dry	184105	1	11/26/2013 18:53	MD
Bromomethane	BRL	0.0045		mg/Kg-dry	184105	1	11/26/2013 18:53	MD
Carbon disulfide	BRL	0.0089		mg/Kg-dry	184105	1	11/26/2013 18:53	MD
Carbon tetrachloride	BRL	0.0045		mg/Kg-dry	184105	1	11/26/2013 18:53	MD
Chlorobenzene	BRL	0.0045		mg/Kg-dry	184105	1	11/26/2013 18:53	MD
Chloroethane	BRL	0.0089		mg/Kg-dry	184105	1	11/26/2013 18:53	MD
Chloroform	BRL	0.0045		mg/Kg-dry	184105	1	11/26/2013 18:53	MD
Chloromethane	BRL	0.0089		mg/Kg-dry	184105	1	11/26/2013 18:53	MD
cis-1,2-Dichloroethene	BRL	0.0045		mg/Kg-dry	184105	1	11/26/2013 18:53	MD
cis-1,3-Dichloropropene	BRL	0.0045		mg/Kg-dry	184105	1	11/26/2013 18:53	MD
Cyclohexane	BRL	0.0045		mg/Kg-dry	184105	1	11/26/2013 18:53	MD
Dibromochloromethane	BRL	0.0045		mg/Kg-dry	184105	1	11/26/2013 18:53	MD
Dichlorodifluoromethane	BRL	0.0089		mg/Kg-dry	184105	1	11/26/2013 18:53	MD
Ethylbenzene	BRL	0.0045		mg/Kg-dry	184105	1	11/26/2013 18:53	MD
Freon-113	BRL	0.0089		mg/Kg-dry	184105	1	11/26/2013 18:53	MD
Isopropylbenzene	BRL	0.0045		mg/Kg-dry	184105	1	11/26/2013 18:53	MD
m,p-Xylene	BRL	0.0045		mg/Kg-dry	184105	1	11/26/2013 18:53	MD
Methyl acetate	BRL	0.0045		mg/Kg-dry	184105	1	11/26/2013 18:53	MD
Methyl tert-butyl ether	BRL	0.0045		mg/Kg-dry	184105	1	11/26/2013 18:53	MD
Methylcyclohexane	BRL	0.0045		mg/Kg-dry	184105	1	11/26/2013 18:53	MD
Methylene chloride	BRL	0.018		mg/Kg-dry	184105	1	11/26/2013 18:53	MD
o-Xylene	BRL	0.0045		mg/Kg-dry	184105	1	11/26/2013 18:53	MD

Qualifiers:

*	Value exceeds maximum contaminant level	E	Estimated (value above quantitation range)
BRL	Below reporting limit	S	Spike Recovery outside limits due to matrix
H	Holding times for preparation or analysis exceeded	Narr	See case narrative
N	Analyte not NELAC certified	NC	Not confirmed
B	Analyte detected in the associated method blank	<	Less than Result value
>	Greater than Result value	J	Estimated value detected below Reporting Limit

Analytical Environmental Services, Inc **Date:** 3-Dec-13

Client:	Peachtree Environmental	**Client Sample ID:**	TNB-1113-B-3-7'
Project Name:	Thomasville National Bank	**Collection Date:**	11/21/2013 8:35:00 AM
Lab ID:	1311I96-003	**Matrix:**	Soil

Analyses	Result	Reporting Limit	Qual	Units	BatchID	Dilution Factor	Date Analyzed	Analyst
TCL VOLATILE ORGANICS SW8260B				**(SW5035)**				
Styrene	BRL	0.0045		mg/Kg-dry	184105	1	11/26/2013 18:53	MD
Tetrachloroethene	0.017	0.0045		mg/Kg-dry	184105	1	11/26/2013 18:53	MD
Toluene	BRL	0.0045		mg/Kg-dry	184105	1	11/26/2013 18:53	MD
trans-1,2-Dichloroethene	BRL	0.0045		mg/Kg-dry	184105	1	11/26/2013 18:53	MD
trans-1,3-Dichloropropene	BRL	0.0045		mg/Kg-dry	184105	1	11/26/2013 18:53	MD
Trichloroethene	BRL	0.0045		mg/Kg-dry	184105	1	11/26/2013 18:53	MD
Trichlorofluoromethane	BRL	0.0045		mg/Kg-dry	184105	1	11/26/2013 18:53	MD
Vinyl chloride	BRL	0.0089		mg/Kg-dry	184105	1	11/26/2013 18:53	MD
Surr: 4-Bromofluorobenzene	84.9	70-128		%REC	184105	1	11/26/2013 18:53	MD
Surr: Dibromofluoromethane	126	78.2-128		%REC	184105	1	11/26/2013 18:53	MD
Surr: Toluene-d8	91.8	76.5-116		%REC	184105	1	11/26/2013 18:53	MD
PERCENT MOISTURE D2216								
Percent Moisture	31.7	0		wt%	R256735	1	11/27/2013 09:30	EH

Qualifiers:

*	Value exceeds maximum contaminant level	E	Estimated (value above quantitation range)
BRL	Below reporting limit	S	Spike Recovery outside limits due to matrix
H	Holding times for preparation or analysis exceeded	Narr	See case narrative
N	Analyte not NELAC certified	NC	Not confirmed
B	Analyte detected in the associated method blank	<	Less than Result value
>	Greater than Result value	J	Estimated value detected below Reporting Limit

Analytical Environmental Services, Inc **Date:** 3-Dec-13

Client:	Peachtree Environmental	**Client Sample ID:**	TNB-1113-B-4-7'
Project Name:	Thomasville National Bank	**Collection Date:**	11/21/2013 8:50:00 AM
Lab ID:	1311I96-004	**Matrix:**	Soil

Analyses	Result	Reporting Limit	Qual	Units	BatchID	Dilution Factor	Date Analyzed	Analyst
TCL VOLATILE ORGANICS SW8260B				**(SW5035)**				
1,1,1-Trichloroethane	BRL	0.0039		mg/Kg-dry	184105	1	11/27/2013 17:12	MD
1,1,2,2-Tetrachloroethane	BRL	0.0039		mg/Kg-dry	184105	1	11/27/2013 17:12	MD
1,1,2-Trichloroethane	BRL	0.0039		mg/Kg-dry	184105	1	11/27/2013 17:12	MD
1,1-Dichloroethane	BRL	0.0039		mg/Kg-dry	184105	1	11/27/2013 17:12	MD
1,1-Dichloroethene	BRL	0.0039		mg/Kg-dry	184105	1	11/27/2013 17:12	MD
1,2,4-Trichlorobenzene	BRL	0.0039		mg/Kg-dry	184105	1	11/27/2013 17:12	MD
1,2-Dibromo-3-chloropropane	BRL	0.0039		mg/Kg-dry	184105	1	11/27/2013 17:12	MD
1,2-Dibromoethane	BRL	0.0039		mg/Kg-dry	184105	1	11/27/2013 17:12	MD
1,2-Dichlorobenzene	BRL	0.0039		mg/Kg-dry	184105	1	11/27/2013 17:12	MD
1,2-Dichloroethane	BRL	0.0039		mg/Kg-dry	184105	1	11/27/2013 17:12	MD
1,2-Dichloropropane	BRL	0.0039		mg/Kg-dry	184105	1	11/27/2013 17:12	MD
1,3-Dichlorobenzene	BRL	0.0039		mg/Kg-dry	184105	1	11/27/2013 17:12	MD
1,4-Dichlorobenzene	BRL	0.0039		mg/Kg-dry	184105	1	11/27/2013 17:12	MD
2-Butanone	BRL	0.039		mg/Kg-dry	184105	1	11/27/2013 17:12	MD
2-Hexanone	BRL	0.0078		mg/Kg-dry	184105	1	11/27/2013 17:12	MD
4-Methyl-2-pentanone	BRL	0.0078		mg/Kg-dry	184105	1	11/27/2013 17:12	MD
Acetone	BRL	0.078		mg/Kg-dry	184105	1	11/27/2013 17:12	MD
Benzene	BRL	0.0039		mg/Kg-dry	184105	1	11/27/2013 17:12	MD
Bromodichloromethane	BRL	0.0039		mg/Kg-dry	184105	1	11/27/2013 17:12	MD
Bromoform	BRL	0.0039		mg/Kg-dry	184105	1	11/27/2013 17:12	MD
Bromomethane	BRL	0.0039		mg/Kg-dry	184105	1	11/27/2013 17:12	MD
Carbon disulfide	BRL	0.0078		mg/Kg-dry	184105	1	11/27/2013 17:12	MD
Carbon tetrachloride	BRL	0.0039		mg/Kg-dry	184105	1	11/27/2013 17:12	MD
Chlorobenzene	BRL	0.0039		mg/Kg-dry	184105	1	11/27/2013 17:12	MD
Chloroethane	BRL	0.0078		mg/Kg-dry	184105	1	11/27/2013 17:12	MD
Chloroform	BRL	0.0039		mg/Kg-dry	184105	1	11/27/2013 17:12	MD
Chloromethane	BRL	0.0078		mg/Kg-dry	184105	1	11/27/2013 17:12	MD
cis-1,2-Dichloroethene	BRL	0.0039		mg/Kg-dry	184105	1	11/27/2013 17:12	MD
cis-1,3-Dichloropropene	BRL	0.0039		mg/Kg-dry	184105	1	11/27/2013 17:12	MD
Cyclohexane	BRL	0.0039		mg/Kg-dry	184105	1	11/27/2013 17:12	MD
Dibromochloromethane	BRL	0.0039		mg/Kg-dry	184105	1	11/27/2013 17:12	MD
Dichlorodifluoromethane	BRL	0.0078		mg/Kg-dry	184105	1	11/27/2013 17:12	MD
Ethylbenzene	BRL	0.0039		mg/Kg-dry	184105	1	11/27/2013 17:12	MD
Freon-113	BRL	0.0078		mg/Kg-dry	184105	1	11/27/2013 17:12	MD
Isopropylbenzene	BRL	0.0039		mg/Kg-dry	184105	1	11/27/2013 17:12	MD
m,p-Xylene	BRL	0.0039		mg/Kg-dry	184105	1	11/27/2013 17:12	MD
Methyl acetate	BRL	0.0039		mg/Kg-dry	184105	1	11/27/2013 17:12	MD
Methyl tert-butyl ether	BRL	0.0039		mg/Kg-dry	184105	1	11/27/2013 17:12	MD
Methylcyclohexane	BRL	0.0039		mg/Kg-dry	184105	1	11/27/2013 17:12	MD
Methylene chloride	BRL	0.016		mg/Kg-dry	184105	1	11/27/2013 17:12	MD
o-Xylene	BRL	0.0039		mg/Kg-dry	184105	1	11/27/2013 17:12	MD

Qualifiers:

*	Value exceeds maximum contaminant level	E	Estimated (value above quantitation range)
BRL	Below reporting limit	S	Spike Recovery outside limits due to matrix
H	Holding times for preparation or analysis exceeded	Narr	See case narrative
N	Analyte not NELAC certified	NC	Not confirmed
B	Analyte detected in the associated method blank	<	Less than Result value
>	Greater than Result value	J	Estimated value detected below Reporting Limit

Analytical Environmental Services, Inc **Date:** 3-Dec-13

Client:	Peachtree Environmental	**Client Sample ID:**	TNB-1113-B-4-7'
Project Name:	Thomasville National Bank	**Collection Date:**	11/21/2013 8:50:00 AM
Lab ID:	1311I96-004	**Matrix:**	Soil

Analyses	Result	Reporting Limit	Qual	Units	BatchID	Dilution Factor	Date Analyzed	Analyst
TCL VOLATILE ORGANICS SW8260B				**(SW5035)**				
Styrene	BRL	0.0039		mg/Kg-dry	184105	1	11/27/2013 17:12	MD
Tetrachloroethene	BRL	0.0039		mg/Kg-dry	184105	1	11/27/2013 17:12	MD
Toluene	BRL	0.0039		mg/Kg-dry	184105	1	11/27/2013 17:12	MD
trans-1,2-Dichloroethene	BRL	0.0039		mg/Kg-dry	184105	1	11/27/2013 17:12	MD
trans-1,3-Dichloropropene	BRL	0.0039		mg/Kg-dry	184105	1	11/27/2013 17:12	MD
Trichloroethene	BRL	0.0039		mg/Kg-dry	184105	1	11/27/2013 17:12	MD
Trichlorofluoromethane	BRL	0.0039		mg/Kg-dry	184105	1	11/27/2013 17:12	MD
Vinyl chloride	BRL	0.0078		mg/Kg-dry	184105	1	11/27/2013 17:12	MD
Surr: 4-Bromofluorobenzene	89.8	70-128		%REC	184105	1	11/27/2013 17:12	MD
Surr: Dibromofluoromethane	114	78.2-128		%REC	184105	1	11/27/2013 17:12	MD
Surr: Toluene-d8	87.7	76.5-116		%REC	184105	1	11/27/2013 17:12	MD
PERCENT MOISTURE D2216								
Percent Moisture	19.5	0		wt%	R256735	1	11/27/2013 09:30	EH

Qualifiers:

*	Value exceeds maximum contaminant level	E	Estimated (value above quantitation range)
BRL	Below reporting limit	S	Spike Recovery outside limits due to matrix
H	Holding times for preparation or analysis exceeded	Narr	See case narrative
N	Analyte not NELAC certified	NC	Not confirmed
B	Analyte detected in the associated method blank	<	Less than Result value
>	Greater than Result value	J	Estimated value detected below Reporting Limit

Analytical Environmental Services, Inc

Date: 3-Dec-13

Client:	Peachtree Environmental	**Client Sample ID:**	TNB-1113-B-5-7'
Project Name:	Thomasville National Bank	**Collection Date:**	11/21/2013 9:10:00 AM
Lab ID:	1311I96-005	**Matrix:**	Soil

Analyses	Result	Reporting Limit	Qual	Units	BatchID	Dilution Factor	Date Analyzed	Analyst
TCL VOLATILE ORGANICS SW8260B				**(SW5035)**				
1,1,1-Trichloroethane	BRL	0.0043		mg/Kg-dry	184105	1	11/27/2013 16:37	MD
1,1,2,2-Tetrachloroethane	BRL	0.0043		mg/Kg-dry	184105	1	11/27/2013 16:37	MD
1,1,2-Trichloroethane	BRL	0.0043		mg/Kg-dry	184105	1	11/27/2013 16:37	MD
1,1-Dichloroethane	BRL	0.0043		mg/Kg-dry	184105	1	11/27/2013 16:37	MD
1,1-Dichloroethene	BRL	0.0043		mg/Kg-dry	184105	1	11/27/2013 16:37	MD
1,2,4-Trichlorobenzene	BRL	0.0043		mg/Kg-dry	184105	1	11/27/2013 16:37	MD
1,2-Dibromo-3-chloropropane	BRL	0.0043		mg/Kg-dry	184105	1	11/27/2013 16:37	MD
1,2-Dibromoethane	BRL	0.0043		mg/Kg-dry	184105	1	11/27/2013 16:37	MD
1,2-Dichlorobenzene	BRL	0.0043		mg/Kg-dry	184105	1	11/27/2013 16:37	MD
1,2-Dichloroethane	BRL	0.0043		mg/Kg-dry	184105	1	11/27/2013 16:37	MD
1,2-Dichloropropane	BRL	0.0043		mg/Kg-dry	184105	1	11/27/2013 16:37	MD
1,3-Dichlorobenzene	BRL	0.0043		mg/Kg-dry	184105	1	11/27/2013 16:37	MD
1,4-Dichlorobenzene	BRL	0.0043		mg/Kg-dry	184105	1	11/27/2013 16:37	MD
2-Butanone	BRL	0.043		mg/Kg-dry	184105	1	11/27/2013 16:37	MD
2-Hexanone	BRL	0.0085		mg/Kg-dry	184105	1	11/27/2013 16:37	MD
4-Methyl-2-pentanone	BRL	0.0085		mg/Kg-dry	184105	1	11/27/2013 16:37	MD
Acetone	BRL	0.085		mg/Kg-dry	184105	1	11/27/2013 16:37	MD
Benzene	BRL	0.0043		mg/Kg-dry	184105	1	11/27/2013 16:37	MD
Bromodichloromethane	BRL	0.0043		mg/Kg-dry	184105	1	11/27/2013 16:37	MD
Bromoform	BRL	0.0043		mg/Kg-dry	184105	1	11/27/2013 16:37	MD
Bromomethane	BRL	0.0043		mg/Kg-dry	184105	1	11/27/2013 16:37	MD
Carbon disulfide	BRL	0.0085		mg/Kg-dry	184105	1	11/27/2013 16:37	MD
Carbon tetrachloride	BRL	0.0043		mg/Kg-dry	184105	1	11/27/2013 16:37	MD
Chlorobenzene	BRL	0.0043		mg/Kg-dry	184105	1	11/27/2013 16:37	MD
Chloroethane	BRL	0.0085		mg/Kg-dry	184105	1	11/27/2013 16:37	MD
Chloroform	BRL	0.0043		mg/Kg-dry	184105	1	11/27/2013 16:37	MD
Chloromethane	BRL	0.0085		mg/Kg-dry	184105	1	11/27/2013 16:37	MD
cis-1,2-Dichloroethene	BRL	0.0043		mg/Kg-dry	184105	1	11/27/2013 16:37	MD
cis-1,3-Dichloropropene	BRL	0.0043		mg/Kg-dry	184105	1	11/27/2013 16:37	MD
Cyclohexane	BRL	0.0043		mg/Kg-dry	184105	1	11/27/2013 16:37	MD
Dibromochloromethane	BRL	0.0043		mg/Kg-dry	184105	1	11/27/2013 16:37	MD
Dichlorodifluoromethane	BRL	0.0085		mg/Kg-dry	184105	1	11/27/2013 16:37	MD
Ethylbenzene	BRL	0.0043		mg/Kg-dry	184105	1	11/27/2013 16:37	MD
Freon-113	BRL	0.0085		mg/Kg-dry	184105	1	11/27/2013 16:37	MD
Isopropylbenzene	BRL	0.0043		mg/Kg-dry	184105	1	11/27/2013 16:37	MD
m,p-Xylene	BRL	0.0043		mg/Kg-dry	184105	1	11/27/2013 16:37	MD
Methyl acetate	BRL	0.0043		mg/Kg-dry	184105	1	11/27/2013 16:37	MD
Methyl tert-butyl ether	BRL	0.0043		mg/Kg-dry	184105	1	11/27/2013 16:37	MD
Methylcyclohexane	BRL	0.0043		mg/Kg-dry	184105	1	11/27/2013 16:37	MD
Methylene chloride	BRL	0.017		mg/Kg-dry	184105	1	11/27/2013 16:37	MD
o-Xylene	BRL	0.0043		mg/Kg-dry	184105	1	11/27/2013 16:37	MD

Qualifiers:

*	Value exceeds maximum contaminant level	E	Estimated (value above quantitation range)
BRL	Below reporting limit	S	Spike Recovery outside limits due to matrix
H	Holding times for preparation or analysis exceeded	Narr	See case narrative
N	Analyte not NELAC certified	NC	Not confirmed
B	Analyte detected in the associated method blank	<	Less than Result value
>	Greater than Result value	J	Estimated value detected below Reporting Limit

Analytical Environmental Services, Inc

Date: 3-Dec-13

Client:	Peachtree Environmental	**Client Sample ID:**	TNB-1113-B-5-7'
Project Name:	Thomasville National Bank	**Collection Date:**	11/21/2013 9:10:00 AM
Lab ID:	1311I96-005	**Matrix:**	Soil

Analyses	Result	Reporting Limit	Qual	Units	BatchID	Dilution Factor	Date Analyzed	Analyst
TCL VOLATILE ORGANICS SW8260B				**(SW5035)**				
Styrene	BRL	0.0043		mg/Kg-dry	184105	1	11/27/2013 16:37	MD
Tetrachloroethene	BRL	0.0043		mg/Kg-dry	184105	1	11/27/2013 16:37	MD
Toluene	BRL	0.0043		mg/Kg-dry	184105	1	11/27/2013 16:37	MD
trans-1,2-Dichloroethene	BRL	0.0043		mg/Kg-dry	184105	1	11/27/2013 16:37	MD
trans-1,3-Dichloropropene	BRL	0.0043		mg/Kg-dry	184105	1	11/27/2013 16:37	MD
Trichloroethene	BRL	0.0043		mg/Kg-dry	184105	1	11/27/2013 16:37	MD
Trichlorofluoromethane	BRL	0.0043		mg/Kg-dry	184105	1	11/27/2013 16:37	MD
Vinyl chloride	BRL	0.0085		mg/Kg-dry	184105	1	11/27/2013 16:37	MD
Surr: 4-Bromofluorobenzene	92.9	70-128		%REC	184105	1	11/27/2013 16:37	MD
Surr: Dibromofluoromethane	116	78.2-128		%REC	184105	1	11/27/2013 16:37	MD
Surr: Toluene-d8	89.1	76.5-116		%REC	184105	1	11/27/2013 16:37	MD
PERCENT MOISTURE D2216								
Percent Moisture	23.6	0		wt%	R256735	1	11/27/2013 09:30	EH

Qualifiers:

*	Value exceeds maximum contaminant level	E	Estimated (value above quantitation range)
BRL	Below reporting limit	S	Spike Recovery outside limits due to matrix
H	Holding times for preparation or analysis exceeded	Narr	See case narrative
N	Analyte not NELAC certified	NC	Not confirmed
B	Analyte detected in the associated method blank	<	Less than Result value
>	Greater than Result value	J	Estimated value detected below Reporting Limit

Analytical Environmental Services, Inc **Date:** 3-Dec-13

Client:	Peachtree Environmental	**Client Sample ID:**	TNB-1113-B-6-7'
Project Name:	Thomasville National Bank	**Collection Date:**	11/21/2013 9:25:00 AM
Lab ID:	1311I96-006	**Matrix:**	Soil

Analyses	Result	Reporting Limit	Qual	Units	BatchID	Dilution Factor	Date Analyzed	Analyst
TCL VOLATILE ORGANICS SW8260B				**(SW5035)**				
1,1,1-Trichloroethane	BRL	0.0044		mg/Kg-dry	184105	1	11/27/2013 16:05	MD
1,1,2,2-Tetrachloroethane	BRL	0.0044		mg/Kg-dry	184105	1	11/27/2013 16:05	MD
1,1,2-Trichloroethane	BRL	0.0044		mg/Kg-dry	184105	1	11/27/2013 16:05	MD
1,1-Dichloroethane	BRL	0.0044		mg/Kg-dry	184105	1	11/27/2013 16:05	MD
1,1-Dichloroethene	BRL	0.0044		mg/Kg-dry	184105	1	11/27/2013 16:05	MD
1,2,4-Trichlorobenzene	BRL	0.0044		mg/Kg-dry	184105	1	11/27/2013 16:05	MD
1,2-Dibromo-3-chloropropane	BRL	0.0044		mg/Kg-dry	184105	1	11/27/2013 16:05	MD
1,2-Dibromoethane	BRL	0.0044		mg/Kg-dry	184105	1	11/27/2013 16:05	MD
1,2-Dichlorobenzene	BRL	0.0044		mg/Kg-dry	184105	1	11/27/2013 16:05	MD
1,2-Dichloroethane	BRL	0.0044		mg/Kg-dry	184105	1	11/27/2013 16:05	MD
1,2-Dichloropropane	BRL	0.0044		mg/Kg-dry	184105	1	11/27/2013 16:05	MD
1,3-Dichlorobenzene	BRL	0.0044		mg/Kg-dry	184105	1	11/27/2013 16:05	MD
1,4-Dichlorobenzene	BRL	0.0044		mg/Kg-dry	184105	1	11/27/2013 16:05	MD
2-Butanone	BRL	0.044		mg/Kg-dry	184105	1	11/27/2013 16:05	MD
2-Hexanone	BRL	0.0089		mg/Kg-dry	184105	1	11/27/2013 16:05	MD
4-Methyl-2-pentanone	BRL	0.0089		mg/Kg-dry	184105	1	11/27/2013 16:05	MD
Acetone	BRL	0.089		mg/Kg-dry	184105	1	11/27/2013 16:05	MD
Benzene	BRL	0.0044		mg/Kg-dry	184105	1	11/27/2013 16:05	MD
Bromodichloromethane	BRL	0.0044		mg/Kg-dry	184105	1	11/27/2013 16:05	MD
Bromoform	BRL	0.0044		mg/Kg-dry	184105	1	11/27/2013 16:05	MD
Bromomethane	BRL	0.0044		mg/Kg-dry	184105	1	11/27/2013 16:05	MD
Carbon disulfide	BRL	0.0089		mg/Kg-dry	184105	1	11/27/2013 16:05	MD
Carbon tetrachloride	BRL	0.0044		mg/Kg-dry	184105	1	11/27/2013 16:05	MD
Chlorobenzene	BRL	0.0044		mg/Kg-dry	184105	1	11/27/2013 16:05	MD
Chloroethane	BRL	0.0089		mg/Kg-dry	184105	1	11/27/2013 16:05	MD
Chloroform	BRL	0.0044		mg/Kg-dry	184105	1	11/27/2013 16:05	MD
Chloromethane	BRL	0.0089		mg/Kg-dry	184105	1	11/27/2013 16:05	MD
cis-1,2-Dichloroethene	BRL	0.0044		mg/Kg-dry	184105	1	11/27/2013 16:05	MD
cis-1,3-Dichloropropene	BRL	0.0044		mg/Kg-dry	184105	1	11/27/2013 16:05	MD
Cyclohexane	BRL	0.0044		mg/Kg-dry	184105	1	11/27/2013 16:05	MD
Dibromochloromethane	BRL	0.0044		mg/Kg-dry	184105	1	11/27/2013 16:05	MD
Dichlorodifluoromethane	BRL	0.0089		mg/Kg-dry	184105	1	11/27/2013 16:05	MD
Ethylbenzene	BRL	0.0044		mg/Kg-dry	184105	1	11/27/2013 16:05	MD
Freon-113	BRL	0.0089		mg/Kg-dry	184105	1	11/27/2013 16:05	MD
Isopropylbenzene	BRL	0.0044		mg/Kg-dry	184105	1	11/27/2013 16:05	MD
m,p-Xylene	BRL	0.0044		mg/Kg-dry	184105	1	11/27/2013 16:05	MD
Methyl acetate	BRL	0.0044		mg/Kg-dry	184105	1	11/27/2013 16:05	MD
Methyl tert-butyl ether	BRL	0.0044		mg/Kg-dry	184105	1	11/27/2013 16:05	MD
Methylcyclohexane	BRL	0.0044		mg/Kg-dry	184105	1	11/27/2013 16:05	MD
Methylene chloride	BRL	0.018		mg/Kg-dry	184105	1	11/27/2013 16:05	MD
o-Xylene	BRL	0.0044		mg/Kg-dry	184105	1	11/27/2013 16:05	MD

Qualifiers:

*	Value exceeds maximum contaminant level	E	Estimated (value above quantitation range)
BRL	Below reporting limit	S	Spike Recovery outside limits due to matrix
H	Holding times for preparation or analysis exceeded	Narr	See case narrative
N	Analyte not NELAC certified	NC	Not confirmed
B	Analyte detected in the associated method blank	<	Less than Result value
>	Greater than Result value	J	Estimated value detected below Reporting Limit

Analytical Environmental Services, Inc **Date:** 3-Dec-13

Client:	Peachtree Environmental	**Client Sample ID:**	TNB-1113-B-6-7'
Project Name:	Thomasville National Bank	**Collection Date:**	11/21/2013 9:25:00 AM
Lab ID:	1311I96-006	**Matrix:**	Soil

Analyses	Result	Reporting Limit	Qual	Units	BatchID	Dilution Factor	Date Analyzed	Analyst
TCL VOLATILE ORGANICS SW8260B				**(SW5035)**				
Styrene	BRL	0.0044		mg/Kg-dry	184105	1	11/27/2013 16:05	MD
Tetrachloroethene	BRL	0.0044		mg/Kg-dry	184105	1	11/27/2013 16:05	MD
Toluene	BRL	0.0044		mg/Kg-dry	184105	1	11/27/2013 16:05	MD
trans-1,2-Dichloroethene	BRL	0.0044		mg/Kg-dry	184105	1	11/27/2013 16:05	MD
trans-1,3-Dichloropropene	BRL	0.0044		mg/Kg-dry	184105	1	11/27/2013 16:05	MD
Trichloroethene	BRL	0.0044		mg/Kg-dry	184105	1	11/27/2013 16:05	MD
Trichlorofluoromethane	BRL	0.0044		mg/Kg-dry	184105	1	11/27/2013 16:05	MD
Vinyl chloride	BRL	0.0089		mg/Kg-dry	184105	1	11/27/2013 16:05	MD
Surr: 4-Bromofluorobenzene	94.9	70-128		%REC	184105	1	11/27/2013 16:05	MD
Surr: Dibromofluoromethane	114	78.2-128		%REC	184105	1	11/27/2013 16:05	MD
Surr: Toluene-d8	87.2	76.5-116		%REC	184105	1	11/27/2013 16:05	MD
PERCENT MOISTURE D2216								
Percent Moisture	18.6	0		wt%	R256665	1	11/26/2013 19:00	EH

Qualifiers:

*	Value exceeds maximum contaminant level	E	Estimated (value above quantitation range)
BRL	Below reporting limit	S	Spike Recovery outside limits due to matrix
H	Holding times for preparation or analysis exceeded	Narr	See case narrative
N	Analyte not NELAC certified	NC	Not confirmed
B	Analyte detected in the associated method blank	<	Less than Result value
>	Greater than Result value	J	Estimated value detected below Reporting Limit

Analytical Environmental Services, Inc

Date: 3-Dec-13

Client:	Peachtree Environmental	**Client Sample ID:**	TNB-1113-B-7-7'
Project Name:	Thomasville National Bank	**Collection Date:**	11/21/2013 9:45:00 AM
Lab ID:	1311I96-007	**Matrix:**	Soil

Analyses	Result	Reporting Limit	Qual	Units	BatchID	Dilution Factor	Date Analyzed	Analyst
TCL VOLATILE ORGANICS SW8260B				**(SW5035)**				
1,1,1-Trichloroethane	BRL	0.0041		mg/Kg-dry	184105	1	11/27/2013 13:38	MD
1,1,2,2-Tetrachloroethane	BRL	0.0041		mg/Kg-dry	184105	1	11/27/2013 13:38	MD
1,1,2-Trichloroethane	BRL	0.0041		mg/Kg-dry	184105	1	11/27/2013 13:38	MD
1,1-Dichloroethane	BRL	0.0041		mg/Kg-dry	184105	1	11/27/2013 13:38	MD
1,1-Dichloroethene	BRL	0.0041		mg/Kg-dry	184105	1	11/27/2013 13:38	MD
1,2,4-Trichlorobenzene	BRL	0.0041		mg/Kg-dry	184105	1	11/27/2013 13:38	MD
1,2-Dibromo-3-chloropropane	BRL	0.0041		mg/Kg-dry	184105	1	11/27/2013 13:38	MD
1,2-Dibromoethane	BRL	0.0041		mg/Kg-dry	184105	1	11/27/2013 13:38	MD
1,2-Dichlorobenzene	BRL	0.0041		mg/Kg-dry	184105	1	11/27/2013 13:38	MD
1,2-Dichloroethane	BRL	0.0041		mg/Kg-dry	184105	1	11/27/2013 13:38	MD
1,2-Dichloropropane	BRL	0.0041		mg/Kg-dry	184105	1	11/27/2013 13:38	MD
1,3-Dichlorobenzene	BRL	0.0041		mg/Kg-dry	184105	1	11/27/2013 13:38	MD
1,4-Dichlorobenzene	BRL	0.0041		mg/Kg-dry	184105	1	11/27/2013 13:38	MD
2-Butanone	BRL	0.041		mg/Kg-dry	184105	1	11/27/2013 13:38	MD
2-Hexanone	BRL	0.0081		mg/Kg-dry	184105	1	11/27/2013 13:38	MD
4-Methyl-2-pentanone	BRL	0.0081		mg/Kg-dry	184105	1	11/27/2013 13:38	MD
Acetone	BRL	0.081		mg/Kg-dry	184105	1	11/27/2013 13:38	MD
Benzene	BRL	0.0041		mg/Kg-dry	184105	1	11/27/2013 13:38	MD
Bromodichloromethane	BRL	0.0041		mg/Kg-dry	184105	1	11/27/2013 13:38	MD
Bromoform	BRL	0.0041		mg/Kg-dry	184105	1	11/27/2013 13:38	MD
Bromomethane	BRL	0.0041		mg/Kg-dry	184105	1	11/27/2013 13:38	MD
Carbon disulfide	BRL	0.0081		mg/Kg-dry	184105	1	11/27/2013 13:38	MD
Carbon tetrachloride	BRL	0.0041		mg/Kg-dry	184105	1	11/27/2013 13:38	MD
Chlorobenzene	BRL	0.0041		mg/Kg-dry	184105	1	11/27/2013 13:38	MD
Chloroethane	BRL	0.0081		mg/Kg-dry	184105	1	11/27/2013 13:38	MD
Chloroform	BRL	0.0041		mg/Kg-dry	184105	1	11/27/2013 13:38	MD
Chloromethane	BRL	0.0081		mg/Kg-dry	184105	1	11/27/2013 13:38	MD
cis-1,2-Dichloroethene	BRL	0.0041		mg/Kg-dry	184105	1	11/27/2013 13:38	MD
cis-1,3-Dichloropropene	BRL	0.0041		mg/Kg-dry	184105	1	11/27/2013 13:38	MD
Cyclohexane	BRL	0.0041		mg/Kg-dry	184105	1	11/27/2013 13:38	MD
Dibromochloromethane	BRL	0.0041		mg/Kg-dry	184105	1	11/27/2013 13:38	MD
Dichlorodifluoromethane	BRL	0.0081		mg/Kg-dry	184105	1	11/27/2013 13:38	MD
Ethylbenzene	BRL	0.0041		mg/Kg-dry	184105	1	11/27/2013 13:38	MD
Freon-113	BRL	0.0081		mg/Kg-dry	184105	1	11/27/2013 13:38	MD
Isopropylbenzene	BRL	0.0041		mg/Kg-dry	184105	1	11/27/2013 13:38	MD
m,p-Xylene	BRL	0.0041		mg/Kg-dry	184105	1	11/27/2013 13:38	MD
Methyl acetate	BRL	0.0041		mg/Kg-dry	184105	1	11/27/2013 13:38	MD
Methyl tert-butyl ether	BRL	0.0041		mg/Kg-dry	184105	1	11/27/2013 13:38	MD
Methylcyclohexane	BRL	0.0041		mg/Kg-dry	184105	1	11/27/2013 13:38	MD
Methylene chloride	BRL	0.016		mg/Kg-dry	184105	1	11/27/2013 13:38	MD
o-Xylene	BRL	0.0041		mg/Kg-dry	184105	1	11/27/2013 13:38	MD

Qualifiers:

*	Value exceeds maximum contaminant level	E	Estimated (value above quantitation range)
BRL	Below reporting limit	S	Spike Recovery outside limits due to matrix
H	Holding times for preparation or analysis exceeded	Narr	See case narrative
N	Analyte not NELAC certified	NC	Not confirmed
B	Analyte detected in the associated method blank	<	Less than Result value
>	Greater than Result value	J	Estimated value detected below Reporting Limit

Analytical Environmental Services, Inc **Date:** 3-Dec-13

Client:	Peachtree Environmental	**Client Sample ID:**	TNB-1113-B-7-7'
Project Name:	Thomasville National Bank	**Collection Date:**	11/21/2013 9:45:00 AM
Lab ID:	1311I96-007	**Matrix:**	Soil

Analyses	Result	Reporting Limit	Qual	Units	BatchID	Dilution Factor	Date Analyzed	Analyst
TCL VOLATILE ORGANICS SW8260B				**(SW5035)**				
Styrene	BRL	0.0041		mg/Kg-dry	184105	1	11/27/2013 13:38	MD
Tetrachloroethene	BRL	0.0041		mg/Kg-dry	184105	1	11/27/2013 13:38	MD
Toluene	BRL	0.0041		mg/Kg-dry	184105	1	11/27/2013 13:38	MD
trans-1,2-Dichloroethene	BRL	0.0041		mg/Kg-dry	184105	1	11/27/2013 13:38	MD
trans-1,3-Dichloropropene	BRL	0.0041		mg/Kg-dry	184105	1	11/27/2013 13:38	MD
Trichloroethene	BRL	0.0041		mg/Kg-dry	184105	1	11/27/2013 13:38	MD
Trichlorofluoromethane	BRL	0.0041		mg/Kg-dry	184105	1	11/27/2013 13:38	MD
Vinyl chloride	BRL	0.0081		mg/Kg-dry	184105	1	11/27/2013 13:38	MD
Surr: 4-Bromofluorobenzene	83.7	70-128		%REC	184105	1	11/27/2013 13:38	MD
Surr: Dibromofluoromethane	121	78.2-128		%REC	184105	1	11/27/2013 13:38	MD
Surr: Toluene-d8	93.5	76.5-116		%REC	184105	1	11/27/2013 13:38	MD
PERCENT MOISTURE D2216								
Percent Moisture	18.9	0		wt%	R256735	1	11/27/2013 09:30	EH

Qualifiers:

*	Value exceeds maximum contaminant level	E	Estimated (value above quantitation range)
BRL	Below reporting limit	S	Spike Recovery outside limits due to matrix
H	Holding times for preparation or analysis exceeded	Narr	See case narrative
N	Analyte not NELAC certified	NC	Not confirmed
B	Analyte detected in the associated method blank	<	Less than Result value
>	Greater than Result value	J	Estimated value detected below Reporting Limit

Analytical Environmental Services, Inc **Date:** 3-Dec-13

Client:	Peachtree Environmental	**Client Sample ID:**	TNB-1113-B-8-7'
Project Name:	Thomasville National Bank	**Collection Date:**	11/21/2013 10:00:00 AM
Lab ID:	1311I96-008	**Matrix:**	Soil

Analyses	Result	Reporting Limit	Qual	Units	BatchID	Dilution Factor	Date Analyzed	Analyst
TCL VOLATILE ORGANICS SW8260B				**(SW5035)**				
1,1,1-Trichloroethane	BRL	0.0035		mg/Kg-dry	184105	1	11/26/2013 21:23	MD
1,1,2,2-Tetrachloroethane	BRL	0.0035		mg/Kg-dry	184105	1	11/26/2013 21:23	MD
1,1,2-Trichloroethane	BRL	0.0035		mg/Kg-dry	184105	1	11/26/2013 21:23	MD
1,1-Dichloroethane	BRL	0.0035		mg/Kg-dry	184105	1	11/26/2013 21:23	MD
1,1-Dichloroethene	BRL	0.0035		mg/Kg-dry	184105	1	11/26/2013 21:23	MD
1,2,4-Trichlorobenzene	BRL	0.0035		mg/Kg-dry	184105	1	11/26/2013 21:23	MD
1,2-Dibromo-3-chloropropane	BRL	0.0035		mg/Kg-dry	184105	1	11/26/2013 21:23	MD
1,2-Dibromoethane	BRL	0.0035		mg/Kg-dry	184105	1	11/26/2013 21:23	MD
1,2-Dichlorobenzene	BRL	0.0035		mg/Kg-dry	184105	1	11/26/2013 21:23	MD
1,2-Dichloroethane	BRL	0.0035		mg/Kg-dry	184105	1	11/26/2013 21:23	MD
1,2-Dichloropropane	BRL	0.0035		mg/Kg-dry	184105	1	11/26/2013 21:23	MD
1,3-Dichlorobenzene	BRL	0.0035		mg/Kg-dry	184105	1	11/26/2013 21:23	MD
1,4-Dichlorobenzene	BRL	0.0035		mg/Kg-dry	184105	1	11/26/2013 21:23	MD
2-Butanone	BRL	0.035		mg/Kg-dry	184105	1	11/26/2013 21:23	MD
2-Hexanone	BRL	0.0070		mg/Kg-dry	184105	1	11/26/2013 21:23	MD
4-Methyl-2-pentanone	BRL	0.0070		mg/Kg-dry	184105	1	11/26/2013 21:23	MD
Acetone	BRL	0.070		mg/Kg-dry	184105	1	11/26/2013 21:23	MD
Benzene	BRL	0.0035		mg/Kg-dry	184105	1	11/26/2013 21:23	MD
Bromodichloromethane	BRL	0.0035		mg/Kg-dry	184105	1	11/26/2013 21:23	MD
Bromoform	BRL	0.0035		mg/Kg-dry	184105	1	11/26/2013 21:23	MD
Bromomethane	BRL	0.0035		mg/Kg-dry	184105	1	11/26/2013 21:23	MD
Carbon disulfide	BRL	0.0070		mg/Kg-dry	184105	1	11/26/2013 21:23	MD
Carbon tetrachloride	BRL	0.0035		mg/Kg-dry	184105	1	11/26/2013 21:23	MD
Chlorobenzene	BRL	0.0035		mg/Kg-dry	184105	1	11/26/2013 21:23	MD
Chloroethane	BRL	0.0070		mg/Kg-dry	184105	1	11/26/2013 21:23	MD
Chloroform	BRL	0.0035		mg/Kg-dry	184105	1	11/26/2013 21:23	MD
Chloromethane	BRL	0.0070		mg/Kg-dry	184105	1	11/26/2013 21:23	MD
cis-1,2-Dichloroethene	BRL	0.0035		mg/Kg-dry	184105	1	11/26/2013 21:23	MD
cis-1,3-Dichloropropene	BRL	0.0035		mg/Kg-dry	184105	1	11/26/2013 21:23	MD
Cyclohexane	BRL	0.0035		mg/Kg-dry	184105	1	11/26/2013 21:23	MD
Dibromochloromethane	BRL	0.0035		mg/Kg-dry	184105	1	11/26/2013 21:23	MD
Dichlorodifluoromethane	BRL	0.0070		mg/Kg-dry	184105	1	11/26/2013 21:23	MD
Ethylbenzene	BRL	0.0035		mg/Kg-dry	184105	1	11/26/2013 21:23	MD
Freon-113	BRL	0.0070		mg/Kg-dry	184105	1	11/26/2013 21:23	MD
Isopropylbenzene	BRL	0.0035		mg/Kg-dry	184105	1	11/26/2013 21:23	MD
m,p-Xylene	BRL	0.0035		mg/Kg-dry	184105	1	11/26/2013 21:23	MD
Methyl acetate	BRL	0.0035		mg/Kg-dry	184105	1	11/26/2013 21:23	MD
Methyl tert-butyl ether	BRL	0.0035		mg/Kg-dry	184105	1	11/26/2013 21:23	MD
Methylcyclohexane	BRL	0.0035		mg/Kg-dry	184105	1	11/26/2013 21:23	MD
Methylene chloride	BRL	0.014		mg/Kg-dry	184105	1	11/26/2013 21:23	MD
o-Xylene	BRL	0.0035		mg/Kg-dry	184105	1	11/26/2013 21:23	MD

Qualifiers:

*	Value exceeds maximum contaminant level	E	Estimated (value above quantitation range)
BRL	Below reporting limit	S	Spike Recovery outside limits due to matrix
H	Holding times for preparation or analysis exceeded	Narr	See case narrative
N	Analyte not NELAC certified	NC	Not confirmed
B	Analyte detected in the associated method blank	<	Less than Result value
>	Greater than Result value	J	Estimated value detected below Reporting Limit

Analytical Environmental Services, Inc **Date:** 3-Dec-13

Client:	Peachtree Environmental	**Client Sample ID:**	TNB-1113-B-8-7'
Project Name:	Thomasville National Bank	**Collection Date:**	11/21/2013 10:00:00 AM
Lab ID:	1311I96-008	**Matrix:**	Soil

Analyses	Result	Reporting Limit	Qual	Units	BatchID	Dilution Factor	Date Analyzed	Analyst
TCL VOLATILE ORGANICS SW8260B				**(SW5035)**				
Styrene	BRL	0.0035		mg/Kg-dry	184105	1	11/26/2013 21:23	MD
Tetrachloroethene	0.048	0.0035		mg/Kg-dry	184105	1	11/26/2013 21:23	MD
Toluene	BRL	0.0035		mg/Kg-dry	184105	1	11/26/2013 21:23	MD
trans-1,2-Dichloroethene	BRL	0.0035		mg/Kg-dry	184105	1	11/26/2013 21:23	MD
trans-1,3-Dichloropropene	BRL	0.0035		mg/Kg-dry	184105	1	11/26/2013 21:23	MD
Trichloroethene	BRL	0.0035		mg/Kg-dry	184105	1	11/26/2013 21:23	MD
Trichlorofluoromethane	BRL	0.0035		mg/Kg-dry	184105	1	11/26/2013 21:23	MD
Vinyl chloride	BRL	0.0070		mg/Kg-dry	184105	1	11/26/2013 21:23	MD
Surr: 4-Bromofluorobenzene	80.8	70-128		%REC	184105	1	11/26/2013 21:23	MD
Surr: Dibromofluoromethane	133	78.2-128	S	%REC	184105	1	11/26/2013 21:23	MD
Surr: Toluene-d8	92.2	76.5-116		%REC	184105	1	11/26/2013 21:23	MD
PERCENT MOISTURE D2216								
Percent Moisture	12.3	0		wt%	R256735	1	11/27/2013 09:30	EH

Qualifiers:

*	Value exceeds maximum contaminant level	E	Estimated (value above quantitation range)
BRL	Below reporting limit	S	Spike Recovery outside limits due to matrix
H	Holding times for preparation or analysis exceeded	Narr	See case narrative
N	Analyte not NELAC certified	NC	Not confirmed
B	Analyte detected in the associated method blank	<	Less than Result value
>	Greater than Result value	J	Estimated value detected below Reporting Limit

Analytical Environmental Services, Inc **Date:** 3-Dec-13

Client:	Peachtree Environmental	**Client Sample ID:**	TNB-1113-B-2-5'
Project Name:	Thomasville National Bank	**Collection Date:**	11/21/2013 8:10:00 AM
Lab ID:	1311I96-009	**Matrix:**	Soil

Analyses	Result	Reporting Limit	Qual	Units	BatchID	Dilution Factor	Date Analyzed	Analyst
TCL VOLATILE ORGANICS SW8260B				**(SW5035)**				
1,1,1-Trichloroethane	BRL	0.0073		mg/Kg-dry	184105	1	11/27/2013 12:07	MD
1,1,2,2-Tetrachloroethane	BRL	0.0073		mg/Kg-dry	184105	1	11/27/2013 12:07	MD
1,1,2-Trichloroethane	BRL	0.0073		mg/Kg-dry	184105	1	11/27/2013 12:07	MD
1,1-Dichloroethane	BRL	0.0073		mg/Kg-dry	184105	1	11/27/2013 12:07	MD
1,1-Dichloroethene	BRL	0.0073		mg/Kg-dry	184105	1	11/27/2013 12:07	MD
1,2,4-Trichlorobenzene	BRL	0.0073		mg/Kg-dry	184105	1	11/27/2013 12:07	MD
1,2-Dibromo-3-chloropropane	BRL	0.0073		mg/Kg-dry	184105	1	11/27/2013 12:07	MD
1,2-Dibromoethane	BRL	0.0073		mg/Kg-dry	184105	1	11/27/2013 12:07	MD
1,2-Dichlorobenzene	BRL	0.0073		mg/Kg-dry	184105	1	11/27/2013 12:07	MD
1,2-Dichloroethane	BRL	0.0073		mg/Kg-dry	184105	1	11/27/2013 12:07	MD
1,2-Dichloropropane	BRL	0.0073		mg/Kg-dry	184105	1	11/27/2013 12:07	MD
1,3-Dichlorobenzene	BRL	0.0073		mg/Kg-dry	184105	1	11/27/2013 12:07	MD
1,4-Dichlorobenzene	BRL	0.0073		mg/Kg-dry	184105	1	11/27/2013 12:07	MD
2-Butanone	BRL	0.073		mg/Kg-dry	184105	1	11/27/2013 12:07	MD
2-Hexanone	BRL	0.015		mg/Kg-dry	184105	1	11/27/2013 12:07	MD
4-Methyl-2-pentanone	BRL	0.015		mg/Kg-dry	184105	1	11/27/2013 12:07	MD
Acetone	BRL	0.15		mg/Kg-dry	184105	1	11/27/2013 12:07	MD
Benzene	BRL	0.0073		mg/Kg-dry	184105	1	11/27/2013 12:07	MD
Bromodichloromethane	BRL	0.0073		mg/Kg-dry	184105	1	11/27/2013 12:07	MD
Bromoform	BRL	0.0073		mg/Kg-dry	184105	1	11/27/2013 12:07	MD
Bromomethane	BRL	0.0073		mg/Kg-dry	184105	1	11/27/2013 12:07	MD
Carbon disulfide	BRL	0.015		mg/Kg-dry	184105	1	11/27/2013 12:07	MD
Carbon tetrachloride	BRL	0.0073		mg/Kg-dry	184105	1	11/27/2013 12:07	MD
Chlorobenzene	BRL	0.0073		mg/Kg-dry	184105	1	11/27/2013 12:07	MD
Chloroethane	BRL	0.015		mg/Kg-dry	184105	1	11/27/2013 12:07	MD
Chloroform	BRL	0.0073		mg/Kg-dry	184105	1	11/27/2013 12:07	MD
Chloromethane	BRL	0.015		mg/Kg-dry	184105	1	11/27/2013 12:07	MD
cis-1,2-Dichloroethene	BRL	0.0073		mg/Kg-dry	184105	1	11/27/2013 12:07	MD
cis-1,3-Dichloropropene	BRL	0.0073		mg/Kg-dry	184105	1	11/27/2013 12:07	MD
Cyclohexane	BRL	0.0073		mg/Kg-dry	184105	1	11/27/2013 12:07	MD
Dibromochloromethane	BRL	0.0073		mg/Kg-dry	184105	1	11/27/2013 12:07	MD
Dichlorodifluoromethane	BRL	0.015		mg/Kg-dry	184105	1	11/27/2013 12:07	MD
Ethylbenzene	BRL	0.0073		mg/Kg-dry	184105	1	11/27/2013 12:07	MD
Freon-113	BRL	0.015		mg/Kg-dry	184105	1	11/27/2013 12:07	MD
Isopropylbenzene	BRL	0.0073		mg/Kg-dry	184105	1	11/27/2013 12:07	MD
m,p-Xylene	BRL	0.0073		mg/Kg-dry	184105	1	11/27/2013 12:07	MD
Methyl acetate	BRL	0.0073		mg/Kg-dry	184105	1	11/27/2013 12:07	MD
Methyl tert-butyl ether	BRL	0.0073		mg/Kg-dry	184105	1	11/27/2013 12:07	MD
Methylcyclohexane	BRL	0.0073		mg/Kg-dry	184105	1	11/27/2013 12:07	MD
Methylene chloride	BRL	0.029		mg/Kg-dry	184105	1	11/27/2013 12:07	MD
o-Xylene	BRL	0.0073		mg/Kg-dry	184105	1	11/27/2013 12:07	MD

Qualifiers:

*	Value exceeds maximum contaminant level	E	Estimated (value above quantitation range)
BRL	Below reporting limit	S	Spike Recovery outside limits due to matrix
H	Holding times for preparation or analysis exceeded	Narr	See case narrative
N	Analyte not NELAC certified	NC	Not confirmed
B	Analyte detected in the associated method blank	<	Less than Result value
>	Greater than Result value	J	Estimated value detected below Reporting Limit

Analytical Environmental Services, Inc **Date:** 3-Dec-13

Client:	Peachtree Environmental	**Client Sample ID:**	TNB-1113-B-2-5'
Project Name:	Thomasville National Bank	**Collection Date:**	11/21/2013 8:10:00 AM
Lab ID:	1311I96-009	**Matrix:**	Soil

Analyses	Result	Reporting Limit	Qual	Units	BatchID	Dilution Factor	Date Analyzed	Analyst
TCL VOLATILE ORGANICS SW8260B				**(SW5035)**				
Styrene	BRL	0.0073		mg/Kg-dry	184105	1	11/27/2013 12:07	MD
Tetrachloroethene	BRL	0.0073		mg/Kg-dry	184105	1	11/27/2013 12:07	MD
Toluene	BRL	0.0073		mg/Kg-dry	184105	1	11/27/2013 12:07	MD
trans-1,2-Dichloroethene	BRL	0.0073		mg/Kg-dry	184105	1	11/27/2013 12:07	MD
trans-1,3-Dichloropropene	BRL	0.0073		mg/Kg-dry	184105	1	11/27/2013 12:07	MD
Trichloroethene	BRL	0.0073		mg/Kg-dry	184105	1	11/27/2013 12:07	MD
Trichlorofluoromethane	BRL	0.0073		mg/Kg-dry	184105	1	11/27/2013 12:07	MD
Vinyl chloride	BRL	0.015		mg/Kg-dry	184105	1	11/27/2013 12:07	MD
Surr: 4-Bromofluorobenzene	86.7	70-128		%REC	184105	1	11/27/2013 12:07	MD
Surr: Dibromofluoromethane	116	78.2-128		%REC	184105	1	11/27/2013 12:07	MD
Surr: Toluene-d8	90.8	76.5-116		%REC	184105	1	11/27/2013 12:07	MD
PERCENT MOISTURE D2216								
Percent Moisture	17.6	0		wt%	R256735	1	11/27/2013 09:30	EH

Qualifiers:

*	Value exceeds maximum contaminant level	E	Estimated (value above quantitation range)
BRL	Below reporting limit	S	Spike Recovery outside limits due to matrix
H	Holding times for preparation or analysis exceeded	Narr	See case narrative
N	Analyte not NELAC certified	NC	Not confirmed
B	Analyte detected in the associated method blank	<	Less than Result value
>	Greater than Result value	J	Estimated value detected below Reporting Limit

Analytical Environmental Services, Inc

Date: 3-Dec-13

Client:	Peachtree Environmental	**Client Sample ID:**	TNB-1113-B-2-9'
Project Name:	Thomasville National Bank	**Collection Date:**	11/21/2013 8:15:00 AM
Lab ID:	1311I96-010	**Matrix:**	Soil

Analyses	Result	Reporting Limit	Qual	Units	BatchID	Dilution Factor	Date Analyzed	Analyst
TCL VOLATILE ORGANICS SW8260B				**(SW5035)**				
1,1,1-Trichloroethane	BRL	0.0073		mg/Kg-dry	184105	1	11/27/2013 12:37	MD
1,1,2,2-Tetrachloroethane	BRL	0.0073		mg/Kg-dry	184105	1	11/27/2013 12:37	MD
1,1,2-Trichloroethane	BRL	0.0073		mg/Kg-dry	184105	1	11/27/2013 12:37	MD
1,1-Dichloroethane	BRL	0.0073		mg/Kg-dry	184105	1	11/27/2013 12:37	MD
1,1-Dichloroethene	BRL	0.0073		mg/Kg-dry	184105	1	11/27/2013 12:37	MD
1,2,4-Trichlorobenzene	BRL	0.0073		mg/Kg-dry	184105	1	11/27/2013 12:37	MD
1,2-Dibromo-3-chloropropane	BRL	0.0073		mg/Kg-dry	184105	1	11/27/2013 12:37	MD
1,2-Dibromoethane	BRL	0.0073		mg/Kg-dry	184105	1	11/27/2013 12:37	MD
1,2-Dichlorobenzene	BRL	0.0073		mg/Kg-dry	184105	1	11/27/2013 12:37	MD
1,2-Dichloroethane	BRL	0.0073		mg/Kg-dry	184105	1	11/27/2013 12:37	MD
1,2-Dichloropropane	BRL	0.0073		mg/Kg-dry	184105	1	11/27/2013 12:37	MD
1,3-Dichlorobenzene	BRL	0.0073		mg/Kg-dry	184105	1	11/27/2013 12:37	MD
1,4-Dichlorobenzene	BRL	0.0073		mg/Kg-dry	184105	1	11/27/2013 12:37	MD
2-Butanone	BRL	0.073		mg/Kg-dry	184105	1	11/27/2013 12:37	MD
2-Hexanone	BRL	0.015		mg/Kg-dry	184105	1	11/27/2013 12:37	MD
4-Methyl-2-pentanone	BRL	0.015		mg/Kg-dry	184105	1	11/27/2013 12:37	MD
Acetone	BRL	0.15		mg/Kg-dry	184105	1	11/27/2013 12:37	MD
Benzene	BRL	0.0073		mg/Kg-dry	184105	1	11/27/2013 12:37	MD
Bromodichloromethane	BRL	0.0073		mg/Kg-dry	184105	1	11/27/2013 12:37	MD
Bromoform	BRL	0.0073		mg/Kg-dry	184105	1	11/27/2013 12:37	MD
Bromomethane	BRL	0.0073		mg/Kg-dry	184105	1	11/27/2013 12:37	MD
Carbon disulfide	BRL	0.015		mg/Kg-dry	184105	1	11/27/2013 12:37	MD
Carbon tetrachloride	BRL	0.0073		mg/Kg-dry	184105	1	11/27/2013 12:37	MD
Chlorobenzene	BRL	0.0073		mg/Kg-dry	184105	1	11/27/2013 12:37	MD
Chloroethane	BRL	0.015		mg/Kg-dry	184105	1	11/27/2013 12:37	MD
Chloroform	BRL	0.0073		mg/Kg-dry	184105	1	11/27/2013 12:37	MD
Chloromethane	BRL	0.015		mg/Kg-dry	184105	1	11/27/2013 12:37	MD
cis-1,2-Dichloroethene	BRL	0.0073		mg/Kg-dry	184105	1	11/27/2013 12:37	MD
cis-1,3-Dichloropropene	BRL	0.0073		mg/Kg-dry	184105	1	11/27/2013 12:37	MD
Cyclohexane	BRL	0.0073		mg/Kg-dry	184105	1	11/27/2013 12:37	MD
Dibromochloromethane	BRL	0.0073		mg/Kg-dry	184105	1	11/27/2013 12:37	MD
Dichlorodifluoromethane	BRL	0.015		mg/Kg-dry	184105	1	11/27/2013 12:37	MD
Ethylbenzene	BRL	0.0073		mg/Kg-dry	184105	1	11/27/2013 12:37	MD
Freon-113	BRL	0.015		mg/Kg-dry	184105	1	11/27/2013 12:37	MD
Isopropylbenzene	BRL	0.0073		mg/Kg-dry	184105	1	11/27/2013 12:37	MD
m,p-Xylene	BRL	0.0073		mg/Kg-dry	184105	1	11/27/2013 12:37	MD
Methyl acetate	BRL	0.0073		mg/Kg-dry	184105	1	11/27/2013 12:37	MD
Methyl tert-butyl ether	BRL	0.0073		mg/Kg-dry	184105	1	11/27/2013 12:37	MD
Methylcyclohexane	BRL	0.0073		mg/Kg-dry	184105	1	11/27/2013 12:37	MD
Methylene chloride	BRL	0.029		mg/Kg-dry	184105	1	11/27/2013 12:37	MD
o-Xylene	BRL	0.0073		mg/Kg-dry	184105	1	11/27/2013 12:37	MD

Qualifiers:

*	Value exceeds maximum contaminant level	E	Estimated (value above quantitation range)
BRL	Below reporting limit	S	Spike Recovery outside limits due to matrix
H	Holding times for preparation or analysis exceeded	Narr	See case narrative
N	Analyte not NELAC certified	NC	Not confirmed
B	Analyte detected in the associated method blank	<	Less than Result value
>	Greater than Result value	J	Estimated value detected below Reporting Limit

Analytical Environmental Services, Inc **Date:** 3-Dec-13

Client:	Peachtree Environmental	**Client Sample ID:**	TNB-1113-B-2-9'
Project Name:	Thomasville National Bank	**Collection Date:**	11/21/2013 8:15:00 AM
Lab ID:	1311I96-010	**Matrix:**	Soil

Analyses	Result	Reporting Limit	Qual	Units	BatchID	Dilution Factor	Date Analyzed	Analyst
TCL VOLATILE ORGANICS SW8260B				**(SW5035)**				
Styrene	BRL	0.0073		mg/Kg-dry	184105	1	11/27/2013 12:37	MD
Tetrachloroethene	0.0082	0.0073		mg/Kg-dry	184105	1	11/27/2013 12:37	MD
Toluene	BRL	0.0073		mg/Kg-dry	184105	1	11/27/2013 12:37	MD
trans-1,2-Dichloroethene	BRL	0.0073		mg/Kg-dry	184105	1	11/27/2013 12:37	MD
trans-1,3-Dichloropropene	BRL	0.0073		mg/Kg-dry	184105	1	11/27/2013 12:37	MD
Trichloroethene	BRL	0.0073		mg/Kg-dry	184105	1	11/27/2013 12:37	MD
Trichlorofluoromethane	BRL	0.0073		mg/Kg-dry	184105	1	11/27/2013 12:37	MD
Vinyl chloride	BRL	0.015		mg/Kg-dry	184105	1	11/27/2013 12:37	MD
Surr: 4-Bromofluorobenzene	86.8	70-128		%REC	184105	1	11/27/2013 12:37	MD
Surr: Dibromofluoromethane	126	78.2-128		%REC	184105	1	11/27/2013 12:37	MD
Surr: Toluene-d8	90.3	76.5-116		%REC	184105	1	11/27/2013 12:37	MD
PERCENT MOISTURE D2216								
Percent Moisture	19.3	0		wt%	R256735	1	11/27/2013 09:30	EH

Qualifiers:

*	Value exceeds maximum contaminant level	E	Estimated (value above quantitation range)
BRL	Below reporting limit	S	Spike Recovery outside limits due to matrix
H	Holding times for preparation or analysis exceeded	Narr	See case narrative
N	Analyte not NELAC certified	NC	Not confirmed
B	Analyte detected in the associated method blank	<	Less than Result value
>	Greater than Result value	J	Estimated value detected below Reporting Limit

Analytical Environmental Services, Inc.

Sample/Cooler Receipt Checklist

Client Peachtree Environmental Work Order Number 1311796

Checklist completed by [signature] 11.23.13
Signature Date

Carrier name: FedEx __ UPS __ Courier __ Client __ ✓ US Mail __ Other _____

Shipping container/cooler in good condition? Yes ✓ No __ Not Present __

Custody seals intact on shipping container/cooler? Yes __ No __ Not Present ✓

Custody seals intact on sample bottles? Yes __ No __ Not Present ✓

Container/Temp Blank temperature in compliance? (4°C±2)* Yes ✓ No __

Cooler #1 3.3 Cooler #2 _____ Cooler #3 _____ Cooler #4 _____ Cooler#5 _____ Cooler #6 _____

Chain of custody present? Yes ✓ No __

Chain of custody signed when relinquished and received? Yes ✓ No __

Chain of custody agrees with sample labels? Yes ✓ No __

Samples in proper container/bottle? Yes ✓ No __

Sample containers intact? Yes ✓ No __

Sufficient sample volume for indicated test? Yes ✓ No __

All samples received within holding time? Yes ✓ No __

Was TAT marked on the COC? Yes ✓ No __

Proceed with Standard TAT as per project history? Yes __ No __ Not Applicable ✓

Water - VOA vials have zero headspace? No VOA vials submitted ✓ Yes __ No __

Water - pH acceptable upon receipt? Yes __ No __ Not Applicable ✓

Adjusted? _____ Checked by _____

Sample Condition: Good ✓ Other(Explain) _____

(For diffusive samples or AIHA lead) Is a known blank included? Yes __ No ✓

See Case Narrative for resolution of the Non-Conformance.

* Samples do not have to comply with the given range for certain parameters.

\L\Quality Assurance\Checklists Procedures Sign-Off Templates\Checklists\Sample Receipt Checklists\Sample_Cooler_Receipt_Checklist

Client: Peachtree Environmental
Project Name: Thomasville National Bank
Workorder: 1311196

ANALYTICAL QC SUMMARY REPORT

Batch ID:

Sample ID: **MB-184105**	Client ID:	Units: **mg/Kg**	Prep Date: **11/23/2013** Run No: **256450**
Sample Type: **MBLK**	Test Code: **TCL VOLATILE ORGANICS SW8260B**	Batch ID: **184105**	Analysis Date: **11/23/2013** Seq No: **5386963**

Analyte	Result	RPT Limit	SPK value	SPK Ref Val	%REC	Low Limit	High Limit	RPD Ref Val	%RPD	RPD Limit	Qual
1,1,1-Trichloroethane	BRL	0.0050									
1,1,2,2-Tetrachloroethane	BRL	0.0050									
1,1,2-Trichloroethane	BRL	0.0050									
1,1-Dichloroethane	BRL	0.0050									
1,1-Dichloroethene	BRL	0.0050									
1,2,4-Trichlorobenzene	BRL	0.0050									
1,2-Dibromo-3-chloropropane	BRL	0.0050									
1,2-Dibromoethane	BRL	0.0050									
1,2-Dichlorobenzene	BRL	0.0050									
1,2-Dichloroethane	BRL	0.0050									
1,2-Dichloropropane	BRL	0.0050									
1,3-Dichlorobenzene	BRL	0.0050									
1,4-Dichlorobenzene	BRL	0.0050									
2-Butanone	BRL	0.050									
2-Hexanone	BRL	0.010									
4-Methyl-2-pentanone	BRL	0.010									
Acetone	BRL	0.10									
Benzene	BRL	0.0050									
Bromodichloromethane	BRL	0.0050									
Bromoform	BRL	0.0050									
Bromomethane	BRL	0.0050									
Carbon disulfide	BRL	0.010									
Carbon tetrachloride	BRL	0.0050									
Chlorobenzene	BRL	0.0050									
Chloroethane	BRL	0.010									
Chloroform	BRL	0.0050									
Chloromethane	BRL	0.010									

Qualifiers:

>	Greater than Result value	<	Less than Result value	B	Analyte detected in the associated method bl
BRL	Below reporting limit	E	Estimated (value above quantitation range)	H	Holding times for preparation or analysis ex
J	Estimated value detected below Reporting Limit	N	Analyte not NELAC certified	R	RPD outside limits due to matrix
Rpt Lim	Reporting Limit	S	Spike Recovery outside limits due to matrix		

Client: Peachtree Environmental
Project Name: Thomasville National Bank
Workorder: 1311196

ANALYTICAL QC SUMMARY REPORT

Batch ID:

Sample ID: MB-184105 Client ID: Units: mg/Kg Prep Date: 11/23/2013 Run No: 256450
Sample Type: MBLK Test Code: TCL VOLATILE ORGANICS SW8260B Batch ID: 184105 Analysis Date: 11/23/2013 Seq No: 5386963

Analyte	Result	RPT Limit	SPK value	SPK Ref Val	%REC	Low Limit	High Limit	RPD Ref Val	%RPD	RPD Limit	Qual
cis-1,2-Dichloroethene	BRL	0.0050									
cis-1,3-Dichloropropene	BRL	0.0050									
Cyclohexane	BRL	0.0050									
Dibromochloromethane	BRL	0.0050									
Dichlorodifluoromethane	BRL	0.010									
Ethylbenzene	BRL	0.0050									
Freon-113	BRL	0.010									
Isopropylbenzene	BRL	0.0050									
m,p-Xylene	BRL	0.0050									
Methyl acetate	BRL	0.0050									
Methyl tert-butyl ether	BRL	0.0050									
Methylcyclohexane	BRL	0.0050									
Methylene chloride	BRL	0.020									
o-Xylene	BRL	0.0050									
Styrene	BRL	0.0050									
Tetrachloroethene	BRL	0.0050									
Toluene	BRL	0.0050									
trans-1,2-Dichloroethene	BRL	0.0050									
trans-1,3-Dichloropropene	BRL	0.0050									
Trichloroethene	BRL	0.0050									
Trichlorofluoromethane	BRL	0.0050									
Vinyl chloride	BRL	0.010									
Surr: 4-Bromofluorobenzene	0.04487	0	0.0500		89.7	70	128				
Surr: Dibromofluoromethane	0.05376	0	0.0500		108	78.2	128				
Surr: Toluene-d8	0.04510	0	0.0500		90.2	76.5	116				

Qualifiers:

>	Greater than Result value	<	Less than Result value	B	Analyte detected in the associated method bl
BRL	Below reporting limit	E	Estimated (value above quantitation range)	H	Holding times for preparation or analysis ex
J	Estimated value detected below Reporting Limit	N	Analyte not NELAC certified	R	RPD outside limits due to matrix
Rpt Lim	Reporting Limit	S	Spike Recovery outside limits due to matrix		

Client: Peachtree Environmental
Project Name: Thomasville National Bank
Workorder: 1311196

ANALYTICAL QC SUMMARY REPORT

Batch ID:

Sample ID: **LCS-184105** Client ID: Units: **mg/Kg** Prep Date: **11/23/2013** Run No: **256450**
Sample Type: **LCS** Test Code: **TCL VOLATILE ORGANICS SW8260B** Batch ID: **184105** Analysis Date: **11/23/2013** Seq No: **5386959**

Analyte	Result	RPT Limit	SPK value	SPK Ref Val	%REC	Low Limit	High Limit	RPD Ref Val	%RPD	RPD Limit	Qual
1,1-Dichloroethene	0.05065	0.0050	0.0500		101	69.9	145				
Benzene	0.05055	0.0050	0.0500		101	72.3	130				
Chlorobenzene	0.05419	0.0050	0.0500		108	69	130				
Toluene	0.04807	0.0050	0.0500		96.1	71.1	130				
Trichloroethene	0.04646	0.0050	0.0500		92.9	71.7	136				
Surr: 4-Bromofluorobenzene	0.05170	0	0.0500		103	70	128				
Surr: Dibromofluoromethane	0.05214	0	0.0500		104	78.2	128				
Surr: Toluene-d8	0.04682	0	0.0500		93.6	76.5	116				

Sample ID: **1311G87-007AMS** Client ID: Units: **mg/Kg-dry** Prep Date: **11/23/2013** Run No: **256450**
Sample Type: **MS** Test Code: **TCL VOLATILE ORGANICS SW8260B** Batch ID: **184105** Analysis Date: **11/23/2013** Seq No: **5387029**

Analyte	Result	RPT Limit	SPK value	SPK Ref Val	%REC	Low Limit	High Limit	RPD Ref Val	%RPD	RPD Limit	Qual
1,1-Dichloroethene	0.06252	0.0060	0.0605		103	56.6	151				
Benzene	0.06371	0.0060	0.0605		105	70.4	130				
Chlorobenzene	0.06324	0.0060	0.0605		105	67.5	132				
Toluene	0.05821	0.0060	0.0605		96.3	70.4	130				
Trichloroethene	0.05695	0.0060	0.0605		94.2	70.1	137				
Surr: 4-Bromofluorobenzene	0.06861	0	0.0605		113	70	128				
Surr: Dibromofluoromethane	0.06914	0	0.0605		114	78.2	128				
Surr: Toluene-d8	0.06027	0	0.0605		99.7	76.5	116				

Sample ID: **1311G87-007AMSD** Client ID: Units: **mg/Kg-dry** Prep Date: **11/23/2013** Run No: **256450**
Sample Type: **MSD** Test Code: **TCL VOLATILE ORGANICS SW8260B** Batch ID: **184105** Analysis Date: **11/23/2013** Seq No: **5387037**

Analyte	Result	RPT Limit	SPK value	SPK Ref Val	%REC	Low Limit	High Limit	RPD Ref Val	%RPD	RPD Limit	Qual
1,1-Dichloroethene	0.05938	0.0060	0.0605		98.2	56.6	151	0.06252	5.14	20.4	
Benzene	0.05948	0.0060	0.0605		98.4	70.4	130	0.06371	6.87	16.9	

Qualifiers:

>	Greater than Result value	<	Less than Result value	B	Analyte detected in the associated method bl
BRL	Below reporting limit	E	Estimated (value above quantitation range)	H	Holding times for preparation or analysis ex
J	Estimated value detected below Reporting Limit	N	Analyte not NELAC certified	R	RPD outside limits due to matrix
Rpt Lim	Reporting Limit	S	Spike Recovery outside limits due to matrix		

Client: Peachtree Environmental
Project Name: Thomasville National Bank
Workorder: 1311I96

ANALYTICAL QC SUMMARY REPORT

Batch ID:

Sample **1311G87-007AMSD** Client ID: Units: **mg/Kg-dry** Prep Date: **11/23/2013** Run No: **256450**
Sample Type: **MSD** Test Code: **TCL VOLATILE ORGANICS SW8260B** Batch ID: **R94105** Analysis Date: **11/23/2013** Seq No: **5387037**

Analyte	Result	RPT Limit	SPK value	SPK Ref Val	%REC	Low Limit	High Limit	RPD Ref Val	%RPD	RPD Limit	Qual
Chlorobenzene	0.06030	0.0060	0.0605		99.7	67.5	132	0.06324	4.76	14.6	
Toluene	0.05534	0.0060	0.0605		91.5	70.4	130	0.05821	5.05	16.6	
Trichloroethene	0.05279	0.0060	0.0605		87.3	70.1	137	0.05695	7.58	17	
Surr: 4-Bromofluorobenzene	0.06631	0	0.0605		110	70	128	0.06861	0	0	
Surr: Dibromofluoromethane	0.06718	0	0.0605		111	78.2	128	0.06914	0	0	
Surr: Toluene-d8	0.05694	0	0.0605		94.2	76.5	116	0.06027	0	0	

Qualifiers:

>	Greater than Result value	<	Less than Result value	B	Analyte detected in the associated method bl
BRL	Below reporting limit	E	Estimated (value above quantitation range)	H	Holding times for preparation or analysis ex
J	Estimated value detected below Reporting Limit	N	Analyte not NELAC certified	R	RPD outside limits due to matrix
Rpt Lim	Reporting Limit	S	Spike Recovery outside limits due to matrix		

Client: Peachtree Environmental
Project Name: Thomasville National Bank
Workorder: 1311196

ANALYTICAL QC SUMMARY REPORT

Batch ID:

Sample ID: MB-184153 Client ID: Units: mg/Kg Prep Date: 11/25/2013 Run No: 256455
Sample Type: MBLK Test Code: TCL VOLATILE ORGANICS SW8260B Batch ID: 184153 Analysis Date: 11/25/2013 Seq No: 5388347

Analyte	Result	RPT Limit	SPK value	SPK Ref Val	%REC	Low Limit	High Limit	RPD Ref Val	%RPD	RPD Limit	Qual
1,1,1-Trichloroethane	BRL	0.25									
1,1,2,2-Tetrachloroethane	BRL	0.25									
1,1,2-Trichloroethane	BRL	0.25									
1,1-Dichloroethane	BRL	0.25									
1,1-Dichloroethene	BRL	0.25									
1,2,4-Trichlorobenzene	BRL	0.25									
1,2-Dibromo-3-chloropropane	BRL	0.25									
1,2-Dibromoethane	BRL	0.25									
1,2-Dichlorobenzene	BRL	0.25									
1,2-Dichloroethane	BRL	0.25									
1,2-Dichloropropane	BRL	0.25									
1,3-Dichlorobenzene	BRL	0.25									
1,4-Dichlorobenzene	BRL	0.25									
2-Butanone	BRL	2.5									
2-Hexanone	BRL	0.50									
4-Methyl-2-pentanone	BRL	0.50									
Acetone	BRL	5.0									
Benzene	BRL	0.25									
Bromodichloromethane	BRL	0.25									
Bromoform	BRL	0.25									
Bromomethane	BRL	0.25									
Carbon disulfide	BRL	0.50									
Carbon tetrachloride	BRL	0.25									
Chlorobenzene	BRL	0.25									
Chloroethane	BRL	0.50									
Chloroform	BRL	0.25									
Chloromethane	BRL	0.50									

Qualifiers:

>	Greater than Result value	<	Less than Result value	B	Analyte detected in the associated method bl
BRL	Below reporting limit	E	Estimated (value above quantitation range)	H	Holding times for preparation or analysis ex
J	Estimated value detected below Reporting Limit	N	Analyte not NELAC certified	R	RPD outside limits due to matrix
Rpt Lim	Reporting Limit	S	Spike Recovery outside limits due to matrix		

Client: Peachtree Environmental
Project Name: Thomasville National Bank
Workorder: 1311196

ANALYTICAL QC SUMMARY REPORT

Batch ID: 184153

Sample ID: MB-184153 Client ID: Units: mg/Kg Prep Date: 11/25/2013 Run No: 256455
Sample Type: MBLK Test Code: TCL VOLATILE ORGANICS SW8260B Batch ID: 184153 Analysis Date: 11/25/2013 Seq No: 5388347

Analyte	Result	RPT Limit	SPK value	SPK Ref Val	%REC	Low Limit	High Limit	RPD Ref Val	%RPD	RPD Limit	Qual
cis-1,2-Dichloroethene	BRL	0.25									
cis-1,3-Dichloropropene	BRL	0.25									
Cyclohexane	BRL	0.25									
Dibromochloromethane	BRL	0.25									
Dichlorodifluoromethane	BRL	0.50									
Ethylbenzene	BRL	0.25									
Freon-113	BRL	0.50									
Isopropylbenzene	BRL	0.25									
m,p-Xylene	BRL	0.25									
Methyl acetate	BRL	0.25									
Methyl tert-butyl ether	BRL	0.25									
Methylcyclohexane	BRL	0.25									
Methylene chloride	BRL	1.0									
o-Xylene	BRL	0.25									
Styrene	BRL	0.25									
Tetrachloroethene	BRL	0.25									
Toluene	BRL	0.25									
trans-1,2-Dichloroethene	BRL	0.25									
trans-1,3-Dichloropropene	BRL	0.25									
Trichloroethene	BRL	0.25									
Trichlorofluoromethane	BRL	0.25									
Vinyl chloride	BRL	0.50									
Surr: 4-Bromofluorobenzene	1.975	0	2.500		79.0	70	128				
Surr: Dibromofluoromethane	2.924	0	2.500		117	78.2	128				
Surr: Toluene-d8	2.378	0	2.500		95.1	76.5	116				

Qualifiers:

>	Greater than Result value	<	Less than Result value	B	Analyte detected in the associated method bl
BRL	Below reporting limit	E	Estimated (value above quantitation range)	H	Holding times for preparation or analysis ex
J	Estimated value detected below Reporting Limit	N	Analyte not NELAC certified	R	RPD outside limits due to matrix
Rpt Lim	Reporting Limit	S	Spike Recovery outside limits due to matrix		

Client: Peachtree Environmental
Project Name: Thomasville National Bank
Workorder: 1311196

ANALYTICAL QC SUMMARY REPORT

Batch ID:

Sample **LCS-184153** Client ID: Units: **mg/Kg** Prep Date: **11/25/2013** Run No: **256455**
Sample Type: **LCS** Test Code: **TCL VOLATILE ORGANICS SW8260B** Batch ID: **184153** Analysis Date: **11/25/2013** Seq No: **5388403**

Analyte	Result	RPT Limit	SPK value	SPK Ref Val	%REC	Low Limit	High Limit	RPD Ref Val	%RPD	RPD Limit	Qual
1,1-Dichloroethene	2.386	0.25	2.500		95.4	69.9	145				
Benzene	2.663	0.25	2.500		107	72.3	130				
Chlorobenzene	2.903	0.25	2.500		116	69	130				
Toluene	2.748	0.25	2.500		110	71.1	130				
Trichloroethene	2.627	0.25	2.500		105	71.7	136				
Surr: 4-Bromofluorobenzene	2.596	0	2.500		104	70	128				
Surr: Dibromofluoromethane	2.788	0	2.500		112	78.2	128				
Surr: Toluene-d8	2.469	0	2.500		98.8	76.5	116				

Sample **1311188-003AMS** Client ID: Units: **mg/Kg-dry** Prep Date: **11/25/2013** Run No: **256455**
Sample Type: **MS** Test Code: **TCL VOLATILE ORGANICS SW8260B** Batch ID: **184153** Analysis Date: **11/25/2013** Seq No: **5388949**

Analyte	Result	RPT Limit	SPK value	SPK Ref Val	%REC	Low Limit	High Limit	RPD Ref Val	%RPD	RPD Limit	Qual
1,1-Dichloroethene	1.320	0.15	1.501		88.0	56.6	151				
Benzene	1.621	0.15	1.501		108	70.4	130				
Chlorobenzene	1.706	0.15	1.501		114	67.5	132				
Toluene	1.644	0.15	1.501		110	70.4	130				
Trichloroethene	1.558	0.15	1.501		104	70.1	137				
Surr: 4-Bromofluorobenzene	1.480	0	1.501		98.6	70	128				
Surr: Dibromofluoromethane	1.626	0	1.501		108	78.2	128				
Surr: Toluene-d8	1.494	0	1.501		99.6	76.5	116				

Sample **1311188-003AMSD** Client ID: Units: **mg/Kg-dry** Prep Date: **11/25/2013** Run No: **256455**
Sample Type: **MSD** Test Code: **TCL VOLATILE ORGANICS SW8260B** Batch ID: **184153** Analysis Date: **11/25/2013** Seq No: **5388950**

Analyte	Result	RPT Limit	SPK value	SPK Ref Val	%REC	Low Limit	High Limit	RPD Ref Val	%RPD	RPD Limit	Qual
1,1-Dichloroethene	1.318	0.15	1.501		87.8	56.6	151	1.320	0.159	20.4	
Benzene	1.543	0.15	1.501		103	70.4	130	1.621	4.95	16.9	

Qualifiers:
> Greater than Result value
< Less than Result value
B Analyte detected in the associated method bl
BRL Below reporting limit
E Estimated (value above quantitation range)
H Holding times for preparation or analysis ex
J Estimated value detected below Reporting Limit
N Analyte not NELAC certified
R RPD outside limits due to matrix
Rpt Lim Reporting Limit
S Spike Recovery outside limits due to matrix

Analytical Environmental Services, Inc

Date: 3-Dec-13

Client: Peachtree Environmental
Project Name: Thomasville National Bank
Workorder: 1311I96

ANALYTICAL QC SUMMARY REPORT

BatchID:

Sample **1311I88-003AMSD** Client ID: Units: **mg/Kg-dry** Prep Date: **11/25/2013** Run No: **256455**
Sample Type: **MSD** Test Code: **TCL VOLATILE ORGANICS SW8260B** Batch ID: **19415 3** Analysis Date: **11/25/2013** Seq No: **5388950**

Analyte	Result	RPT Limit	SPK value	SPK Ref Val	%REC	Low Limit	High Limit	RPD Ref Val	%RPD	RPD Limit	Qual
Chlorobenzene	1.647	0.15	1.501		110	67.5	132	1.706	3.53	14.6	
Toluene	1.590	0.15	1.501		106	70.4	130	1.644	3.36	16.6	
Trichloroethene	1.548	0.15	1.501		103	70.1	137	1.558	0.638	17	
Surr: 4-Bromofluorobenzene	1.51	0	1.501		101	70	128	1.480	0	0	
Surr: Dibromofluoromethane	1.549	0	1.501		103	78.2	128	1.626	0	0	
Surr: Toluene-d8	1.471	0	1.501		98.0	76.5	116	1.494	0	0	

Qualifiers:

>	Greater than Result value	<	Less than Result value	B	Analyte detected in the associated method bl
BRL	Below reporting limit	E	Estimated (value above quantitation range)	H	Holding times for preparation or analysis ex
J	Estimated value detected below Reporting Limit	N	Analyte not NELAC certified	R	RPD outside limits due to matrix
Rpt Lim	Reporting Limit	S	Spike Recovery outside limits due to matrix		

ANALYTICAL ENVIRONMENTAL SERVICES, INC.

AES

August 29, 2016

Larry Carter
Peachtree Environmental
3000 Northwoods Parkway, Suite 105
Norcross GA 30071

TEL: (770) 449-6100
FAX: (770) 449-6119

RE: TNB

Dear Larry Carter: Order No: 1608I42

Analytical Environmental Services, Inc. received 18 samples on 8/22/2016 11:21:00 AM for the analyses presented in following report.

No problems were encountered during the analyses. Additionally, all results for the associated Quality Control samples were within EPA and/or AES established limits. Any discrepancies associated with the analyses contained herein will be noted and submitted in the form of a project Case Narrative.
AES's accreditations are as follows:
-NELAC/Florida State Laboratory ID E87582 for analysis of Non-Potable Water, Solid & Chemical Materials, and Drinking Water Microbiology, effective 07/01/16-06/30/17.
-NELAC/Louisiana Agency Interest No. 100818 for or analysis of Non-Potable Water and Solid & Chemical Materials, effective 07/01/16-06/30/17.
-NELAC/Texas Certificate No. T104704509-16-6 for or analysis of Non-Potable Water and Solid & Chemical Materials, effective 03/01/16-02/28/17.
-AIHA-LAP, LLC Laboratory ID: 100671 for Industrial Hygiene samples (Organics, Metals, PCM Asbestos, Gravimetric), Environmental Lead (Paint, Soil, Dust Wipes, Air), and Environmental Microbiology (Fungal) Direct Examination, effective until 09/01/17.

Tyrel Heckendorf
Project Manager

Revision 8/29/2016

ANALYTICAL ENVIRONMENTAL SERVICES, INC
3080 Presidential Drive, Atlanta GA 30340-3704
AES TEL.: (770) 457-8177 / TOLL-FREE (800) 972-4889 / FAX: (770) 457-8188

CHAIN OF CUSTODY

Work Order: 1608140

Date: 8/22/16 Page 1 of 2

COMPANY: Peachtree Environmental
ADDRESS: 3000 Northwoods Pkwy Suite 105 Norcross, GA 30071
PHONE: 404/314-8833
FAX:
SAMPLED BY: Larry Carter
SIGNATURE: Larry Carter

ANALYSIS REQUESTED: VOCs

Visit our website www.aesatlanta.com to check on the status of your results, place bottle orders, etc.

#	SAMPLE ID	SAMPLED DATE	SAMPLED TIME	Grab	Composite	Matrix (See codes)	PRESERVATION (See codes)	REMARKS	No # of Containers
1	MW-19-15	8/20/16	0925	X		SO	✓		4
2	EB-1-25	8/20/16	1120	X		SO	✓		4
3	MW-21-15	8/20/16	1600	X		SO	✓		4
4	EB-2-15	8/20/16	1555	X		SO	✓		4
5	MW-22-20	8/21/16	0905	X		SO	✓		4
6	EB-3-20	8/21/16	1010	X		SO	✓		4
7	MW-23-20	8/21/16	1125	X		SO	✓		4
8	MW-24-20	8/21/16	1345	X		SO	✓		4
9	EB-4-10	8/21/16	1455	X		SO	✓		4
10									
11									
12									
13	TRIP BLANK								
14									

RELINQUISHED BY	DATE/TIME	RECEIVED BY	DATE/TIME
1: Larry Carter	8/22/16 1121	1: Jennifer Shelly	8/22/16 11:21 am
2:		2:	
3:		3:	

PROJECT INFORMATION
PROJECT NAME: THB
PROJECT #: 3151
SITE ADDRESS: Thomasville
SEND REPORT TO: Contact@peachtreeenvironmental.com
INVOICE TO: (IF DIFFERENT FROM ABOVE)
QUOTE #: PO#:

RECEIPT
Total # of Containers: 36

Turnaround Time Request
- [x] Standard 5 Business Days
- [ ] 2 Business Day Rush
- [ ] Next Business Day Rush
- [ ] Same Day Rush (auth req.)
- [ ] Other

STATE PROGRAM (if any):
E-mail? Y / N; Fax? Y / N
DATA PACKAGE: I II III IV

SPECIAL INSTRUCTIONS/COMMENTS:

SHIPMENT METHOD
OUT / / VIA:
IN / / VIA:
CLIENT FedEx UPS MAIL COURIER
GREYHOUND OTHER

SAMPLES RECEIVED AFTER 3PM OR ON SATURDAY ARE CONSIDERED RECEIVED THE NEXT BUSINESS DAY. IF TURNAROUND TIME IS NOT INDICATED, AES WILL PROCEED WITH STANDARD TAT OF SAMPLES.
SAMPLES ARE DISPOSED 30 DAYS AFTER REPORT COMPLETION UNLESS OTHER ARRANGEMENTS ARE MADE.

MATRIX CODES: A = Air GW = Groundwater SE = Sediment SO = Soil SW = Surface Water W = Water (Blanks) DW = Drinking Water (Blanks) O = Other (specify) WW = Waste Water
PRESERVATIVE CODES: H+I = Hydrochloric acid + ice I = Ice only N = Nitric acid S+I = Sulfuric acid + ice S/M+I = Sodium Bisulfate/Methanol + ice O = Other (specify) NA = None

White Copy - Original; Yellow Copy - Client

ANALYTICAL ENVIRONMENTAL SERVICES, INC
3080 Presidential Drive, Atlanta GA 30340-3704
AES TEL.: (770) 457-8177 / TOLL-FREE (800) 972-4889 / FAX: (770) 457-8188

CHAIN OF CUSTODY

Work Order: 1608I42

Date: 8/22/16 Page 2 of 2

COMPANY: Peachtree Environmental
ADDRESS: 3000 Northwood Pkwy Ste 105 Norcross, GA 30071
PHONE: 770-449-6100
FAX: 770-449-6119
SAMPLED BY: Brad White
SIGNATURE: [signature]

ANALYSIS REQUESTED: VOCs

Visit our website www.aesatlanta.com to check on the status of your results, place bottle orders, etc.

#	SAMPLE ID	SAMPLED DATE	SAMPLED TIME	Grab	Composite	Matrix (See codes)	PRESERVATION (See codes) H+I	REMARKS	No # of Containers
1	MW-5	8/20/16	10:18	✓		GW	✓		2
2	MW-15	8/20/16	13:10	✓		GW	✓		2
3	MW-19	8/20/16	16:30	✓		GW	✓		2
4	MW-20	8/21/16	8:34	✓		GW	✓		2
5	MW-21		9:47	✓		GW	✓		2
6	MW-22		12:00	✓		GW	✓		2
7	MW-23		14:32	✓		GW	✓		2
8	MW-24		16:27	✓		GW	✓		2
9									
10									
11									
12									
13									
14									

RELINQUISHED BY	DATE/TIME	RECEIVED BY	DATE/TIME
1: Brad White	8/22/16 11:21	1: Jessica Shilley	8/22/16 11:21 am
2:		2:	
3:		3:	

SPECIAL INSTRUCTIONS/COMMENTS:

SHIPMENT METHOD
OUT / / VIA:
IN / / VIA:
(CLIENT) FedEx UPS MAIL COURIER
GREYHOUND OTHER_____

PROJECT INFORMATION
PROJECT NAME: TNB
PROJECT #: 3151
SITE ADDRESS: Thomasville, GA
SEND REPORT TO: Peachtree Env.
INVOICE TO: (IF DIFFERENT FROM ABOVE)
QUOTE #:_____ PO#:_____

RECEIPT
Total # of Containers: 16

Turnaround Time Request
- (✓) Standard 5 Business Days
- ( ) 2 Business Day Rush
- ( ) Next Business Day Rush
- ( ) Same Day Rush (auth req.)
- ( ) Other _____

STATE PROGRAM (if any): _____
E-mail? Y / N; Fax? Y / N
DATA PACKAGE: I II III IV

SAMPLES RECEIVED AFTER 3PM OR ON SATURDAY ARE CONSIDERED RECEIVED THE NEXT BUSINESS DAY. IF TURNAROUND TIME IS NOT INDICATED, AES WILL PROCEED WITH STANDARD TAT OF SAMPLES.
SAMPLES ARE DISPOSED 30 DAYS AFTER REPORT COMPLETION UNLESS OTHER ARRANGEMENTS ARE MADE.

MATRIX CODES: A = Air GW = Groundwater SE = Sediment SO = Soil SW = Surface Water W = Water (Blanks) DW = Drinking Water (Blanks) O = Other (specify) WW = Waste Water
PRESERVATIVE CODES: H+I = Hydrochloric acid + ice I = Ice only N = Nitric acid S+I = Sulfuric acid + ice S/M+I = Sodium Bisulfate/Methanol + ice O = Other (specify) NA = None

White Copy - Original; Yellow Copy - Client

Analytical Environmental Services, Inc

Date: 29-Aug-16

Client: Peachtree Environmental
Project: TNB
Lab ID: 1608I42

Case Narrative

Sample Receiving Non-conformance:

Sample information on the Chain of Custody did not match that on the sample bottle labels for samples 001 and 008 A vial 3 of 3. For sample 001 the ID is written as "MW-19-15" on the COC however on the containers the client wrote "MW-19-20". The third vial for sample 008, reads "MW-20-20" instead of "MW-24-20". The samples were identified based on the collection dates and times matching what is written on the COC.
Samples were logged in using the information on the COC.

Volatiles Organic Compounds Analysis by Method 8260B:

Due to sample matrix, samples 1608I42-003A, & -007A required dilution during preparation and/or analysis resulting in elevated reporting limits.

Analytical Environmental Services, Inc

Date: 29-Aug-16

Client:	Peachtree Environmental	**Client Sample ID:**	MW-19-15
Project Name:	TNB	**Collection Date:**	8/20/2016 9:25:00 AM
Lab ID:	1608I42-001	**Matrix:**	Soil

Analyses	Result	Reporting Limit	Qual	Units	BatchID	Dilution Factor	Date Analyzed	Analyst
TCL VOLATILE ORGANICS SW8260B				**(SW5035)**				
1,1,1-Trichloroethane	BRL	0.0054		mg/Kg-dry	228426	1	08/22/2016 21:57	NH
1,1,2,2-Tetrachloroethane	BRL	0.0054		mg/Kg-dry	228426	1	08/22/2016 21:57	NH
1,1,2-Trichloroethane	BRL	0.0054		mg/Kg-dry	228426	1	08/22/2016 21:57	NH
1,1-Dichloroethane	BRL	0.0054		mg/Kg-dry	228426	1	08/22/2016 21:57	NH
1,1-Dichloroethene	BRL	0.0054		mg/Kg-dry	228426	1	08/22/2016 21:57	NH
1,2,4-Trichlorobenzene	BRL	0.0054		mg/Kg-dry	228426	1	08/22/2016 21:57	NH
1,2-Dibromo-3-chloropropane	BRL	0.0054		mg/Kg-dry	228426	1	08/22/2016 21:57	NH
1,2-Dibromoethane	BRL	0.0054		mg/Kg-dry	228426	1	08/22/2016 21:57	NH
1,2-Dichlorobenzene	BRL	0.0054		mg/Kg-dry	228426	1	08/22/2016 21:57	NH
1,2-Dichloroethane	BRL	0.0054		mg/Kg-dry	228426	1	08/22/2016 21:57	NH
1,2-Dichloropropane	BRL	0.0054		mg/Kg-dry	228426	1	08/22/2016 21:57	NH
1,3-Dichlorobenzene	BRL	0.0054		mg/Kg-dry	228426	1	08/22/2016 21:57	NH
1,4-Dichlorobenzene	BRL	0.0054		mg/Kg-dry	228426	1	08/22/2016 21:57	NH
2-Butanone	BRL	0.054		mg/Kg-dry	228426	1	08/22/2016 21:57	NH
2-Hexanone	BRL	0.011		mg/Kg-dry	228426	1	08/22/2016 21:57	NH
4-Methyl-2-pentanone	BRL	0.011		mg/Kg-dry	228426	1	08/22/2016 21:57	NH
Acetone	BRL	0.11		mg/Kg-dry	228426	1	08/22/2016 21:57	NH
Benzene	BRL	0.0054		mg/Kg-dry	228426	1	08/22/2016 21:57	NH
Bromodichloromethane	BRL	0.0054		mg/Kg-dry	228426	1	08/22/2016 21:57	NH
Bromoform	BRL	0.0054		mg/Kg-dry	228426	1	08/22/2016 21:57	NH
Bromomethane	BRL	0.0054		mg/Kg-dry	228426	1	08/22/2016 21:57	NH
Carbon disulfide	BRL	0.011		mg/Kg-dry	228426	1	08/22/2016 21:57	NH
Carbon tetrachloride	BRL	0.0054		mg/Kg-dry	228426	1	08/22/2016 21:57	NH
Chlorobenzene	BRL	0.0054		mg/Kg-dry	228426	1	08/22/2016 21:57	NH
Chloroethane	BRL	0.011		mg/Kg-dry	228426	1	08/22/2016 21:57	NH
Chloroform	BRL	0.0054		mg/Kg-dry	228426	1	08/22/2016 21:57	NH
Chloromethane	BRL	0.011		mg/Kg-dry	228426	1	08/22/2016 21:57	NH
cis-1,2-Dichloroethene	BRL	0.0054		mg/Kg-dry	228426	1	08/22/2016 21:57	NH
cis-1,3-Dichloropropene	BRL	0.0054		mg/Kg-dry	228426	1	08/22/2016 21:57	NH
Cyclohexane	BRL	0.0054		mg/Kg-dry	228426	1	08/22/2016 21:57	NH
Dibromochloromethane	BRL	0.0054		mg/Kg-dry	228426	1	08/22/2016 21:57	NH
Dichlorodifluoromethane	BRL	0.011		mg/Kg-dry	228426	1	08/22/2016 21:57	NH
Ethylbenzene	BRL	0.0054		mg/Kg-dry	228426	1	08/22/2016 21:57	NH
Freon-113	BRL	0.011		mg/Kg-dry	228426	1	08/22/2016 21:57	NH
Isopropylbenzene	BRL	0.0054		mg/Kg-dry	228426	1	08/22/2016 21:57	NH
m,p-Xylene	BRL	0.0054		mg/Kg-dry	228426	1	08/22/2016 21:57	NH
Methyl acetate	BRL	0.0054		mg/Kg-dry	228426	1	08/22/2016 21:57	NH
Methyl tert-butyl ether	BRL	0.0054		mg/Kg-dry	228426	1	08/22/2016 21:57	NH
Methylcyclohexane	BRL	0.0054		mg/Kg-dry	228426	1	08/22/2016 21:57	NH
Methylene chloride	BRL	0.022		mg/Kg-dry	228426	1	08/22/2016 21:57	NH
o-Xylene	BRL	0.0054		mg/Kg-dry	228426	1	08/22/2016 21:57	NH

Qualifiers:

*	Value exceeds maximum contaminant level	E	Estimated (value above quantitation range)
BRL	Below reporting limit	S	Spike Recovery outside limits due to matrix
H	Holding times for preparation or analysis exceeded	Narr	See case narrative
N	Analyte not NELAC certified	NC	Not confirmed
B	Analyte detected in the associated method blank	<	Less than Result value
>	Greater than Result value	J	Estimated value detected below Reporting Limit

Analytical Environmental Services, Inc **Date:** 29-Aug-16

Client:	Peachtree Environmental	**Client Sample ID:**	MW-19-15
Project Name:	TNB	**Collection Date:**	8/20/2016 9:25:00 AM
Lab ID:	1608I42-001	**Matrix:**	Soil

Analyses	Result	Reporting Limit	Qual	Units	BatchID	Dilution Factor	Date Analyzed	Analyst
TCL VOLATILE ORGANICS SW8260B				**(SW5035)**				
Styrene	BRL	0.0054		mg/Kg-dry	228426	1	08/22/2016 21:57	NH
Tetrachloroethene	0.033	0.0054		mg/Kg-dry	228426	1	08/22/2016 21:57	NH
Toluene	BRL	0.0054		mg/Kg-dry	228426	1	08/22/2016 21:57	NH
trans-1,2-Dichloroethene	BRL	0.0054		mg/Kg-dry	228426	1	08/22/2016 21:57	NH
trans-1,3-Dichloropropene	BRL	0.0054		mg/Kg-dry	228426	1	08/22/2016 21:57	NH
Trichloroethene	BRL	0.0054		mg/Kg-dry	228426	1	08/22/2016 21:57	NH
Trichlorofluoromethane	BRL	0.0054		mg/Kg-dry	228426	1	08/22/2016 21:57	NH
Vinyl chloride	BRL	0.011		mg/Kg-dry	228426	1	08/22/2016 21:57	NH
Surr: 4-Bromofluorobenzene	93.8	70-128		%REC	228426	1	08/22/2016 21:57	NH
Surr: Dibromofluoromethane	99.6	78.2-128		%REC	228426	1	08/22/2016 21:57	NH
Surr: Toluene-d8	102	76.5-116		%REC	228426	1	08/22/2016 21:57	NH
PERCENT MOISTURE D2216								
Percent Moisture	13.6	0		wt%	R323972	1	08/25/2016 09:00	BD

Qualifiers:

*	Value exceeds maximum contaminant level	E	Estimated (value above quantitation range)
BRL	Below reporting limit	S	Spike Recovery outside limits due to matrix
H	Holding times for preparation or analysis exceeded	Narr	See case narrative
N	Analyte not NELAC certified	NC	Not confirmed
B	Analyte detected in the associated method blank	<	Less than Result value
>	Greater than Result value	J	Estimated value detected below Reporting Limit

Analytical Environmental Services, Inc **Date:** 29-Aug-16

Client:	Peachtree Environmental	**Client Sample ID:**	EB-2-25
Project Name:	TNB	**Collection Date:**	8/20/2016 11:20:00 AM
Lab ID:	1608I42-002	**Matrix:**	Soil

Analyses	Result	Reporting Limit	Qual	Units	BatchID	Dilution Factor	Date Analyzed	Analyst
TCL VOLATILE ORGANICS SW8260B				**(SW5035)**				
1,1,1-Trichloroethane	BRL	0.0042		mg/Kg-dry	228426	1	08/22/2016 22:22	NH
1,1,2,2-Tetrachloroethane	BRL	0.0042		mg/Kg-dry	228426	1	08/22/2016 22:22	NH
1,1,2-Trichloroethane	BRL	0.0042		mg/Kg-dry	228426	1	08/22/2016 22:22	NH
1,1-Dichloroethane	BRL	0.0042		mg/Kg-dry	228426	1	08/22/2016 22:22	NH
1,1-Dichloroethene	BRL	0.0042		mg/Kg-dry	228426	1	08/22/2016 22:22	NH
1,2,4-Trichlorobenzene	BRL	0.0042		mg/Kg-dry	228426	1	08/22/2016 22:22	NH
1,2-Dibromo-3-chloropropane	BRL	0.0042		mg/Kg-dry	228426	1	08/22/2016 22:22	NH
1,2-Dibromoethane	BRL	0.0042		mg/Kg-dry	228426	1	08/22/2016 22:22	NH
1,2-Dichlorobenzene	BRL	0.0042		mg/Kg-dry	228426	1	08/22/2016 22:22	NH
1,2-Dichloroethane	BRL	0.0042		mg/Kg-dry	228426	1	08/22/2016 22:22	NH
1,2-Dichloropropane	BRL	0.0042		mg/Kg-dry	228426	1	08/22/2016 22:22	NH
1,3-Dichlorobenzene	BRL	0.0042		mg/Kg-dry	228426	1	08/22/2016 22:22	NH
1,4-Dichlorobenzene	BRL	0.0042		mg/Kg-dry	228426	1	08/22/2016 22:22	NH
2-Butanone	BRL	0.042		mg/Kg-dry	228426	1	08/22/2016 22:22	NH
2-Hexanone	BRL	0.0084		mg/Kg-dry	228426	1	08/22/2016 22:22	NH
4-Methyl-2-pentanone	BRL	0.0084		mg/Kg-dry	228426	1	08/22/2016 22:22	NH
Acetone	BRL	0.084		mg/Kg-dry	228426	1	08/22/2016 22:22	NH
Benzene	BRL	0.0042		mg/Kg-dry	228426	1	08/22/2016 22:22	NH
Bromodichloromethane	BRL	0.0042		mg/Kg-dry	228426	1	08/22/2016 22:22	NH
Bromoform	BRL	0.0042		mg/Kg-dry	228426	1	08/22/2016 22:22	NH
Bromomethane	BRL	0.0042		mg/Kg-dry	228426	1	08/22/2016 22:22	NH
Carbon disulfide	BRL	0.0084		mg/Kg-dry	228426	1	08/22/2016 22:22	NH
Carbon tetrachloride	BRL	0.0042		mg/Kg-dry	228426	1	08/22/2016 22:22	NH
Chlorobenzene	BRL	0.0042		mg/Kg-dry	228426	1	08/22/2016 22:22	NH
Chloroethane	BRL	0.0084		mg/Kg-dry	228426	1	08/22/2016 22:22	NH
Chloroform	BRL	0.0042		mg/Kg-dry	228426	1	08/22/2016 22:22	NH
Chloromethane	BRL	0.0084		mg/Kg-dry	228426	1	08/22/2016 22:22	NH
cis-1,2-Dichloroethene	BRL	0.0042		mg/Kg-dry	228426	1	08/22/2016 22:22	NH
cis-1,3-Dichloropropene	BRL	0.0042		mg/Kg-dry	228426	1	08/22/2016 22:22	NH
Cyclohexane	BRL	0.0042		mg/Kg-dry	228426	1	08/22/2016 22:22	NH
Dibromochloromethane	BRL	0.0042		mg/Kg-dry	228426	1	08/22/2016 22:22	NH
Dichlorodifluoromethane	BRL	0.0084		mg/Kg-dry	228426	1	08/22/2016 22:22	NH
Ethylbenzene	BRL	0.0042		mg/Kg-dry	228426	1	08/22/2016 22:22	NH
Freon-113	BRL	0.0084		mg/Kg-dry	228426	1	08/22/2016 22:22	NH
Isopropylbenzene	BRL	0.0042		mg/Kg-dry	228426	1	08/22/2016 22:22	NH
m,p-Xylene	BRL	0.0042		mg/Kg-dry	228426	1	08/22/2016 22:22	NH
Methyl acetate	BRL	0.0042		mg/Kg-dry	228426	1	08/22/2016 22:22	NH
Methyl tert-butyl ether	BRL	0.0042		mg/Kg-dry	228426	1	08/22/2016 22:22	NH
Methylcyclohexane	BRL	0.0042		mg/Kg-dry	228426	1	08/22/2016 22:22	NH
Methylene chloride	BRL	0.017		mg/Kg-dry	228426	1	08/22/2016 22:22	NH
o-Xylene	BRL	0.0042		mg/Kg-dry	228426	1	08/22/2016 22:22	NH

Qualifiers:

*	Value exceeds maximum contaminant level	E	Estimated (value above quantitation range)
BRL	Below reporting limit	S	Spike Recovery outside limits due to matrix
H	Holding times for preparation or analysis exceeded	Narr	See case narrative
N	Analyte not NELAC certified	NC	Not confirmed
B	Analyte detected in the associated method blank	<	Less than Result value
>	Greater than Result value	J	Estimated value detected below Reporting Limit

Analytical Environmental Services, Inc **Date:** 29-Aug-16

Client:	Peachtree Environmental	**Client Sample ID:**	EB-2-25
Project Name:	TNB	**Collection Date:**	8/20/2016 11:20:00 AM
Lab ID:	1608I42-002	**Matrix:**	Soil

Analyses	Result	Reporting Limit	Qual	Units	BatchID	Dilution Factor	Date Analyzed	Analyst
TCL VOLATILE ORGANICS SW8260B				**(SW5035)**				
Styrene	BRL	0.0042		mg/Kg-dry	228426	1	08/22/2016 22:22	NH
Tetrachloroethene	0.015	0.0042		mg/Kg-dry	228426	1	08/22/2016 22:22	NH
Toluene	BRL	0.0042		mg/Kg-dry	228426	1	08/22/2016 22:22	NH
trans-1,2-Dichloroethene	BRL	0.0042		mg/Kg-dry	228426	1	08/22/2016 22:22	NH
trans-1,3-Dichloropropene	BRL	0.0042		mg/Kg-dry	228426	1	08/22/2016 22:22	NH
Trichloroethene	BRL	0.0042		mg/Kg-dry	228426	1	08/22/2016 22:22	NH
Trichlorofluoromethane	BRL	0.0042		mg/Kg-dry	228426	1	08/22/2016 22:22	NH
Vinyl chloride	BRL	0.0084		mg/Kg-dry	228426	1	08/22/2016 22:22	NH
Surr: 4-Bromofluorobenzene	93.6	70-128		%REC	228426	1	08/22/2016 22:22	NH
Surr: Dibromofluoromethane	98.4	78.2-128		%REC	228426	1	08/22/2016 22:22	NH
Surr: Toluene-d8	100	76.5-116		%REC	228426	1	08/22/2016 22:22	NH
PERCENT MOISTURE D2216								
Percent Moisture	10.3	0		wt%	R323972	1	08/25/2016 09:00	BD

Qualifiers:

*	Value exceeds maximum contaminant level	E	Estimated (value above quantitation range)
BRL	Below reporting limit	S	Spike Recovery outside limits due to matrix
H	Holding times for preparation or analysis exceeded	Narr	See case narrative
N	Analyte not NELAC certified	NC	Not confirmed
B	Analyte detected in the associated method blank	<	Less than Result value
>	Greater than Result value	J	Estimated value detected below Reporting Limit

Analytical Environmental Services, Inc **Date:** 29-Aug-16

Client:	Peachtree Environmental	**Client Sample ID:**	MW-21-15
Project Name:	TNB	**Collection Date:**	8/20/2016 4:00:00 PM
Lab ID:	1608I42-003	**Matrix:**	Soil

Analyses	Result	Reporting Limit	Qual	Units	BatchID	Dilution Factor	Date Analyzed	Analyst
TCL VOLATILE ORGANICS SW8260B				**(SW5035)**				
1,1,1-Trichloroethane	BRL	2.1		mg/Kg-dry	228472	500	08/24/2016 16:37	AR
1,1,2,2-Tetrachloroethane	BRL	2.1		mg/Kg-dry	228472	500	08/24/2016 16:37	AR
1,1,2-Trichloroethane	BRL	2.1		mg/Kg-dry	228472	500	08/24/2016 16:37	AR
1,1-Dichloroethane	BRL	2.1		mg/Kg-dry	228472	500	08/24/2016 16:37	AR
1,1-Dichloroethene	BRL	2.1		mg/Kg-dry	228472	500	08/24/2016 16:37	AR
1,2,4-Trichlorobenzene	BRL	2.1		mg/Kg-dry	228472	500	08/24/2016 16:37	AR
1,2-Dibromo-3-chloropropane	BRL	2.1		mg/Kg-dry	228472	500	08/24/2016 16:37	AR
1,2-Dibromoethane	BRL	2.1		mg/Kg-dry	228472	500	08/24/2016 16:37	AR
1,2-Dichlorobenzene	BRL	2.1		mg/Kg-dry	228472	500	08/24/2016 16:37	AR
1,2-Dichloroethane	BRL	2.1		mg/Kg-dry	228472	500	08/24/2016 16:37	AR
1,2-Dichloropropane	BRL	2.1		mg/Kg-dry	228472	500	08/24/2016 16:37	AR
1,3-Dichlorobenzene	BRL	2.1		mg/Kg-dry	228472	500	08/24/2016 16:37	AR
1,4-Dichlorobenzene	BRL	2.1		mg/Kg-dry	228472	500	08/24/2016 16:37	AR
2-Butanone	BRL	21		mg/Kg-dry	228472	500	08/24/2016 16:37	AR
2-Hexanone	BRL	4.3		mg/Kg-dry	228472	500	08/24/2016 16:37	AR
4-Methyl-2-pentanone	BRL	4.3		mg/Kg-dry	228472	500	08/24/2016 16:37	AR
Acetone	BRL	43		mg/Kg-dry	228472	500	08/24/2016 16:37	AR
Benzene	BRL	2.1		mg/Kg-dry	228472	500	08/24/2016 16:37	AR
Bromodichloromethane	BRL	2.1		mg/Kg-dry	228472	500	08/24/2016 16:37	AR
Bromoform	BRL	2.1		mg/Kg-dry	228472	500	08/24/2016 16:37	AR
Bromomethane	BRL	2.1		mg/Kg-dry	228472	500	08/24/2016 16:37	AR
Carbon disulfide	BRL	4.3		mg/Kg-dry	228472	500	08/24/2016 16:37	AR
Carbon tetrachloride	BRL	2.1		mg/Kg-dry	228472	500	08/24/2016 16:37	AR
Chlorobenzene	BRL	2.1		mg/Kg-dry	228472	500	08/24/2016 16:37	AR
Chloroethane	BRL	4.3		mg/Kg-dry	228472	500	08/24/2016 16:37	AR
Chloroform	BRL	2.1		mg/Kg-dry	228472	500	08/24/2016 16:37	AR
Chloromethane	BRL	4.3		mg/Kg-dry	228472	500	08/24/2016 16:37	AR
cis-1,2-Dichloroethene	BRL	2.1		mg/Kg-dry	228472	500	08/24/2016 16:37	AR
cis-1,3-Dichloropropene	BRL	2.1		mg/Kg-dry	228472	500	08/24/2016 16:37	AR
Cyclohexane	9.9	2.1		mg/Kg-dry	228472	500	08/24/2016 16:37	AR
Dibromochloromethane	BRL	2.1		mg/Kg-dry	228472	500	08/24/2016 16:37	AR
Dichlorodifluoromethane	BRL	4.3		mg/Kg-dry	228472	500	08/24/2016 16:37	AR
Ethylbenzene	8.2	2.1		mg/Kg-dry	228472	500	08/24/2016 16:37	AR
Freon-113	BRL	4.3		mg/Kg-dry	228472	500	08/24/2016 16:37	AR
Isopropylbenzene	7.4	2.1		mg/Kg-dry	228472	500	08/24/2016 16:37	AR
m,p-Xylene	32	2.1		mg/Kg-dry	228472	500	08/24/2016 16:37	AR
Methyl acetate	BRL	2.1		mg/Kg-dry	228472	500	08/24/2016 16:37	AR
Methyl tert-butyl ether	BRL	2.1		mg/Kg-dry	228472	500	08/24/2016 16:37	AR
Methylcyclohexane	85	4.3		mg/Kg-dry	228472	1000	08/24/2016 18:37	AR
Methylene chloride	BRL	8.6		mg/Kg-dry	228472	500	08/24/2016 16:37	AR
o-Xylene	BRL	2.1		mg/Kg-dry	228472	500	08/24/2016 16:37	AR

Qualifiers:

*	Value exceeds maximum contaminant level	E	Estimated (value above quantitation range)
BRL	Below reporting limit	S	Spike Recovery outside limits due to matrix
H	Holding times for preparation or analysis exceeded	Narr	See case narrative
N	Analyte not NELAC certified	NC	Not confirmed
B	Analyte detected in the associated method blank	<	Less than Result value
>	Greater than Result value	J	Estimated value detected below Reporting Limit

Analytical Environmental Services, Inc **Date:** 29-Aug-16

Client:	Peachtree Environmental	**Client Sample ID:**	MW-21-15
Project Name:	TNB	**Collection Date:**	8/20/2016 4:00:00 PM
Lab ID:	1608I42-003	**Matrix:**	Soil

Analyses	Result	Reporting Limit	Qual	Units	BatchID	Dilution Factor	Date Analyzed	Analyst
TCL VOLATILE ORGANICS SW8260B				**(SW5035)**				
Styrene	BRL	2.1		mg/Kg-dry	228472	500	08/24/2016 16:37	AR
Tetrachloroethene	6.2	2.1		mg/Kg-dry	228472	500	08/24/2016 16:37	AR
Toluene	BRL	2.1		mg/Kg-dry	228472	500	08/24/2016 16:37	AR
trans-1,2-Dichloroethene	BRL	2.1		mg/Kg-dry	228472	500	08/24/2016 16:37	AR
trans-1,3-Dichloropropene	BRL	2.1		mg/Kg-dry	228472	500	08/24/2016 16:37	AR
Trichloroethene	BRL	2.1		mg/Kg-dry	228472	500	08/24/2016 16:37	AR
Trichlorofluoromethane	BRL	2.1		mg/Kg-dry	228472	500	08/24/2016 16:37	AR
Vinyl chloride	BRL	4.3		mg/Kg-dry	228472	500	08/24/2016 16:37	AR
Surr: 4-Bromofluorobenzene	113	70-128		%REC	228472	500	08/24/2016 16:37	AR
Surr: 4-Bromofluorobenzene	101	70-128		%REC	228472	1000	08/24/2016 18:37	AR
Surr: Dibromofluoromethane	90.1	78.2-128		%REC	228472	500	08/24/2016 16:37	AR
Surr: Dibromofluoromethane	86.5	78.2-128		%REC	228472	1000	08/24/2016 18:37	AR
Surr: Toluene-d8	94.9	76.5-116		%REC	228472	500	08/24/2016 16:37	AR
Surr: Toluene-d8	93.5	76.5-116		%REC	228472	1000	08/24/2016 18:37	AR
PERCENT MOISTURE D2216								
Percent Moisture	11.3	0		wt%	R323972	1	08/25/2016 09:00	BD

Qualifiers:

*	Value exceeds maximum contaminant level	E	Estimated (value above quantitation range)
BRL	Below reporting limit	S	Spike Recovery outside limits due to matrix
H	Holding times for preparation or analysis exceeded	Narr	See case narrative
N	Analyte not NELAC certified	NC	Not confirmed
B	Analyte detected in the associated method blank	<	Less than Result value
>	Greater than Result value	J	Estimated value detected below Reporting Limit

Analytical Environmental Services, Inc **Date:** 29-Aug-16

Client:	Peachtree Environmental	**Client Sample ID:**	EB-3-15
Project Name:	TNB	**Collection Date:**	8/20/2016 3:55:00 PM
Lab ID:	1608I42-004	**Matrix:**	Soil

Analyses	Result	Reporting Limit	Qual	Units	BatchID	Dilution Factor	Date Analyzed	Analyst
TCL VOLATILE ORGANICS SW8260B				**(SW5035)**				
1,1,1-Trichloroethane	BRL	0.0045		mg/Kg-dry	228426	1	08/24/2016 11:17	MD
1,1,2,2-Tetrachloroethane	BRL	0.0045		mg/Kg-dry	228426	1	08/24/2016 11:17	MD
1,1,2-Trichloroethane	BRL	0.0045		mg/Kg-dry	228426	1	08/24/2016 11:17	MD
1,1-Dichloroethane	BRL	0.0045		mg/Kg-dry	228426	1	08/24/2016 11:17	MD
1,1-Dichloroethene	BRL	0.0045		mg/Kg-dry	228426	1	08/24/2016 11:17	MD
1,2,4-Trichlorobenzene	BRL	0.0045		mg/Kg-dry	228426	1	08/24/2016 11:17	MD
1,2-Dibromo-3-chloropropane	BRL	0.0045		mg/Kg-dry	228426	1	08/24/2016 11:17	MD
1,2-Dibromoethane	BRL	0.0045		mg/Kg-dry	228426	1	08/24/2016 11:17	MD
1,2-Dichlorobenzene	BRL	0.0045		mg/Kg-dry	228426	1	08/24/2016 11:17	MD
1,2-Dichloroethane	BRL	0.0045		mg/Kg-dry	228426	1	08/24/2016 11:17	MD
1,2-Dichloropropane	BRL	0.0045		mg/Kg-dry	228426	1	08/24/2016 11:17	MD
1,3-Dichlorobenzene	BRL	0.0045		mg/Kg-dry	228426	1	08/24/2016 11:17	MD
1,4-Dichlorobenzene	BRL	0.0045		mg/Kg-dry	228426	1	08/24/2016 11:17	MD
2-Butanone	BRL	0.045		mg/Kg-dry	228426	1	08/24/2016 11:17	MD
2-Hexanone	BRL	0.0091		mg/Kg-dry	228426	1	08/24/2016 11:17	MD
4-Methyl-2-pentanone	BRL	0.0091		mg/Kg-dry	228426	1	08/24/2016 11:17	MD
Acetone	BRL	0.091		mg/Kg-dry	228426	1	08/24/2016 11:17	MD
Benzene	BRL	0.0045		mg/Kg-dry	228426	1	08/24/2016 11:17	MD
Bromodichloromethane	BRL	0.0045		mg/Kg-dry	228426	1	08/24/2016 11:17	MD
Bromoform	BRL	0.0045		mg/Kg-dry	228426	1	08/24/2016 11:17	MD
Bromomethane	BRL	0.0045		mg/Kg-dry	228426	1	08/24/2016 11:17	MD
Carbon disulfide	BRL	0.0091		mg/Kg-dry	228426	1	08/24/2016 11:17	MD
Carbon tetrachloride	BRL	0.0045		mg/Kg-dry	228426	1	08/24/2016 11:17	MD
Chlorobenzene	BRL	0.0045		mg/Kg-dry	228426	1	08/24/2016 11:17	MD
Chloroethane	BRL	0.0091		mg/Kg-dry	228426	1	08/24/2016 11:17	MD
Chloroform	BRL	0.0045		mg/Kg-dry	228426	1	08/24/2016 11:17	MD
Chloromethane	BRL	0.0091		mg/Kg-dry	228426	1	08/24/2016 11:17	MD
cis-1,2-Dichloroethene	0.0052	0.0045		mg/Kg-dry	228426	1	08/24/2016 11:17	MD
cis-1,3-Dichloropropene	BRL	0.0045		mg/Kg-dry	228426	1	08/24/2016 11:17	MD
Cyclohexane	BRL	0.0045		mg/Kg-dry	228426	1	08/24/2016 11:17	MD
Dibromochloromethane	BRL	0.0045		mg/Kg-dry	228426	1	08/24/2016 11:17	MD
Dichlorodifluoromethane	BRL	0.0091		mg/Kg-dry	228426	1	08/24/2016 11:17	MD
Ethylbenzene	BRL	0.0045		mg/Kg-dry	228426	1	08/24/2016 11:17	MD
Freon-113	BRL	0.0091		mg/Kg-dry	228426	1	08/24/2016 11:17	MD
Isopropylbenzene	BRL	0.0045		mg/Kg-dry	228426	1	08/24/2016 11:17	MD
m,p-Xylene	BRL	0.0045		mg/Kg-dry	228426	1	08/24/2016 11:17	MD
Methyl acetate	BRL	0.0045		mg/Kg-dry	228426	1	08/24/2016 11:17	MD
Methyl tert-butyl ether	BRL	0.0045		mg/Kg-dry	228426	1	08/24/2016 11:17	MD
Methylcyclohexane	BRL	0.0045		mg/Kg-dry	228426	1	08/24/2016 11:17	MD
Methylene chloride	BRL	0.018		mg/Kg-dry	228426	1	08/24/2016 11:17	MD
o-Xylene	BRL	0.0045		mg/Kg-dry	228426	1	08/24/2016 11:17	MD

Qualifiers:

*	Value exceeds maximum contaminant level	E	Estimated (value above quantitation range)
BRL	Below reporting limit	S	Spike Recovery outside limits due to matrix
H	Holding times for preparation or analysis exceeded	Narr	See case narrative
N	Analyte not NELAC certified	NC	Not confirmed
B	Analyte detected in the associated method blank	<	Less than Result value
>	Greater than Result value	J	Estimated value detected below Reporting Limit

Analytical Environmental Services, Inc **Date:** 29-Aug-16

Client:	Peachtree Environmental	**Client Sample ID:**	EB-3-15
Project Name:	TNB	**Collection Date:**	8/20/2016 3:55:00 PM
Lab ID:	1608I42-004	**Matrix:**	Soil

Analyses	Result	Reporting Limit	Qual	Units	BatchID	Dilution Factor	Date Analyzed	Analyst
TCL VOLATILE ORGANICS SW8260B				**(SW5035)**				
Styrene	BRL	0.0045		mg/Kg-dry	228426	1	08/24/2016 11:17	MD
Tetrachloroethene	0.074	0.0045		mg/Kg-dry	228426	1	08/24/2016 11:17	MD
Toluene	BRL	0.0045		mg/Kg-dry	228426	1	08/24/2016 11:17	MD
trans-1,2-Dichloroethene	BRL	0.0045		mg/Kg-dry	228426	1	08/24/2016 11:17	MD
trans-1,3-Dichloropropene	BRL	0.0045		mg/Kg-dry	228426	1	08/24/2016 11:17	MD
Trichloroethene	0.0095	0.0045		mg/Kg-dry	228426	1	08/24/2016 11:17	MD
Trichlorofluoromethane	BRL	0.0045		mg/Kg-dry	228426	1	08/24/2016 11:17	MD
Vinyl chloride	BRL	0.0091		mg/Kg-dry	228426	1	08/24/2016 11:17	MD
Surr: 4-Bromofluorobenzene	94.7	70-128		%REC	228426	1	08/24/2016 11:17	MD
Surr: Dibromofluoromethane	90.1	78.2-128		%REC	228426	1	08/24/2016 11:17	MD
Surr: Toluene-d8	96.1	76.5-116		%REC	228426	1	08/24/2016 11:17	MD
PERCENT MOISTURE D2216								
Percent Moisture	15.1	0		wt%	R323972	1	08/25/2016 09:00	BD

Qualifiers:

*	Value exceeds maximum contaminant level	E	Estimated (value above quantitation range)
BRL	Below reporting limit	S	Spike Recovery outside limits due to matrix
H	Holding times for preparation or analysis exceeded	Narr	See case narrative
N	Analyte not NELAC certified	NC	Not confirmed
B	Analyte detected in the associated method blank	<	Less than Result value
>	Greater than Result value	J	Estimated value detected below Reporting Limit

Analytical Environmental Services, Inc **Date:** 29-Aug-16

Client:	Peachtree Environmental	**Client Sample ID:**	MW-22-20
Project Name:	TNB	**Collection Date:**	8/21/2016 9:05:00 AM
Lab ID:	1608I42-005	**Matrix:**	Soil

Analyses	Result	Reporting Limit	Qual	Units	BatchID	Dilution Factor	Date Analyzed	Analyst
TCL VOLATILE ORGANICS SW8260B				**(SW5035)**				
1,1,1-Trichloroethane	BRL	0.0042		mg/Kg-dry	228426	1	08/22/2016 23:38	NH
1,1,2,2-Tetrachloroethane	BRL	0.0042		mg/Kg-dry	228426	1	08/22/2016 23:38	NH
1,1,2-Trichloroethane	BRL	0.0042		mg/Kg-dry	228426	1	08/22/2016 23:38	NH
1,1-Dichloroethane	BRL	0.0042		mg/Kg-dry	228426	1	08/22/2016 23:38	NH
1,1-Dichloroethene	BRL	0.0042		mg/Kg-dry	228426	1	08/22/2016 23:38	NH
1,2,4-Trichlorobenzene	BRL	0.0042		mg/Kg-dry	228426	1	08/22/2016 23:38	NH
1,2-Dibromo-3-chloropropane	BRL	0.0042		mg/Kg-dry	228426	1	08/22/2016 23:38	NH
1,2-Dibromoethane	BRL	0.0042		mg/Kg-dry	228426	1	08/22/2016 23:38	NH
1,2-Dichlorobenzene	BRL	0.0042		mg/Kg-dry	228426	1	08/22/2016 23:38	NH
1,2-Dichloroethane	BRL	0.0042		mg/Kg-dry	228426	1	08/22/2016 23:38	NH
1,2-Dichloropropane	BRL	0.0042		mg/Kg-dry	228426	1	08/22/2016 23:38	NH
1,3-Dichlorobenzene	BRL	0.0042		mg/Kg-dry	228426	1	08/22/2016 23:38	NH
1,4-Dichlorobenzene	BRL	0.0042		mg/Kg-dry	228426	1	08/22/2016 23:38	NH
2-Butanone	BRL	0.042		mg/Kg-dry	228426	1	08/22/2016 23:38	NH
2-Hexanone	BRL	0.0084		mg/Kg-dry	228426	1	08/22/2016 23:38	NH
4-Methyl-2-pentanone	BRL	0.0084		mg/Kg-dry	228426	1	08/22/2016 23:38	NH
Acetone	BRL	0.084		mg/Kg-dry	228426	1	08/22/2016 23:38	NH
Benzene	BRL	0.0042		mg/Kg-dry	228426	1	08/22/2016 23:38	NH
Bromodichloromethane	BRL	0.0042		mg/Kg-dry	228426	1	08/22/2016 23:38	NH
Bromoform	BRL	0.0042		mg/Kg-dry	228426	1	08/22/2016 23:38	NH
Bromomethane	BRL	0.0042		mg/Kg-dry	228426	1	08/22/2016 23:38	NH
Carbon disulfide	BRL	0.0084		mg/Kg-dry	228426	1	08/22/2016 23:38	NH
Carbon tetrachloride	BRL	0.0042		mg/Kg-dry	228426	1	08/22/2016 23:38	NH
Chlorobenzene	BRL	0.0042		mg/Kg-dry	228426	1	08/22/2016 23:38	NH
Chloroethane	BRL	0.0084		mg/Kg-dry	228426	1	08/22/2016 23:38	NH
Chloroform	BRL	0.0042		mg/Kg-dry	228426	1	08/22/2016 23:38	NH
Chloromethane	BRL	0.0084		mg/Kg-dry	228426	1	08/22/2016 23:38	NH
cis-1,2-Dichloroethene	0.082	0.0042		mg/Kg-dry	228426	1	08/22/2016 23:38	NH
cis-1,3-Dichloropropene	BRL	0.0042		mg/Kg-dry	228426	1	08/22/2016 23:38	NH
Cyclohexane	BRL	0.0042		mg/Kg-dry	228426	1	08/22/2016 23:38	NH
Dibromochloromethane	BRL	0.0042		mg/Kg-dry	228426	1	08/22/2016 23:38	NH
Dichlorodifluoromethane	BRL	0.0084		mg/Kg-dry	228426	1	08/22/2016 23:38	NH
Ethylbenzene	BRL	0.0042		mg/Kg-dry	228426	1	08/22/2016 23:38	NH
Freon-113	BRL	0.0084		mg/Kg-dry	228426	1	08/22/2016 23:38	NH
Isopropylbenzene	BRL	0.0042		mg/Kg-dry	228426	1	08/22/2016 23:38	NH
m,p-Xylene	BRL	0.0042		mg/Kg-dry	228426	1	08/22/2016 23:38	NH
Methyl acetate	BRL	0.0042		mg/Kg-dry	228426	1	08/22/2016 23:38	NH
Methyl tert-butyl ether	BRL	0.0042		mg/Kg-dry	228426	1	08/22/2016 23:38	NH
Methylcyclohexane	0.0052	0.0042		mg/Kg-dry	228426	1	08/22/2016 23:38	NH
Methylene chloride	BRL	0.017		mg/Kg-dry	228426	1	08/22/2016 23:38	NH
o-Xylene	BRL	0.0042		mg/Kg-dry	228426	1	08/22/2016 23:38	NH

Qualifiers:

*	Value exceeds maximum contaminant level	E	Estimated (value above quantitation range)
BRL	Below reporting limit	S	Spike Recovery outside limits due to matrix
H	Holding times for preparation or analysis exceeded	Narr	See case narrative
N	Analyte not NELAC certified	NC	Not confirmed
B	Analyte detected in the associated method blank	<	Less than Result value
>	Greater than Result value	J	Estimated value detected below Reporting Limit

Analytical Environmental Services, Inc **Date:** 29-Aug-16

Client:	Peachtree Environmental	**Client Sample ID:**	MW-22-20
Project Name:	TNB	**Collection Date:**	8/21/2016 9:05:00 AM
Lab ID:	1608I42-005	**Matrix:**	Soil

Analyses	Result	Reporting Limit	Qual	Units	BatchID	Dilution Factor	Date Analyzed	Analyst
TCL VOLATILE ORGANICS SW8260B				**(SW5035)**				
Styrene	BRL	0.0042		mg/Kg-dry	228426	1	08/22/2016 23:38	NH
Tetrachloroethene	0.32	0.24		mg/Kg-dry	228472	50	08/24/2016 17:35	AR
Toluene	BRL	0.0042		mg/Kg-dry	228426	1	08/22/2016 23:38	NH
trans-1,2-Dichloroethene	BRL	0.0042		mg/Kg-dry	228426	1	08/22/2016 23:38	NH
trans-1,3-Dichloropropene	BRL	0.0042		mg/Kg-dry	228426	1	08/22/2016 23:38	NH
Trichloroethene	0.019	0.0042		mg/Kg-dry	228426	1	08/22/2016 23:38	NH
Trichlorofluoromethane	BRL	0.0042		mg/Kg-dry	228426	1	08/22/2016 23:38	NH
Vinyl chloride	BRL	0.0084		mg/Kg-dry	228426	1	08/22/2016 23:38	NH
Surr: 4-Bromofluorobenzene	94.6	70-128		%REC	228426	1	08/22/2016 23:38	NH
Surr: 4-Bromofluorobenzene	98.2	70-128		%REC	228472	50	08/24/2016 17:35	AR
Surr: Dibromofluoromethane	96.6	78.2-128		%REC	228426	1	08/22/2016 23:38	NH
Surr: Dibromofluoromethane	88.5	78.2-128		%REC	228472	50	08/24/2016 17:35	AR
Surr: Toluene-d8	97.4	76.5-116		%REC	228426	1	08/22/2016 23:38	NH
Surr: Toluene-d8	94.4	76.5-116		%REC	228472	50	08/24/2016 17:35	AR
PERCENT MOISTURE D2216								
Percent Moisture	19.7	0		wt%	R323972	1	08/25/2016 09:00	BD

Qualifiers:

*	Value exceeds maximum contaminant level	E	Estimated (value above quantitation range)
BRL	Below reporting limit	S	Spike Recovery outside limits due to matrix
H	Holding times for preparation or analysis exceeded	Narr	See case narrative
N	Analyte not NELAC certified	NC	Not confirmed
B	Analyte detected in the associated method blank	<	Less than Result value
>	Greater than Result value	J	Estimated value detected below Reporting Limit

Analytical Environmental Services, Inc

Date: 29-Aug-16

Client:	Peachtree Environmental	**Client Sample ID:**	EB-4-20
Project Name:	TNB	**Collection Date:**	8/21/2016 10:10:00 AM
Lab ID:	1608I42-006	**Matrix:**	Soil

Analyses	Result	Reporting Limit	Qual	Units	BatchID	Dilution Factor	Date Analyzed	Analyst
TCL VOLATILE ORGANICS SW8260B				**(SW5035)**				
1,1,1-Trichloroethane	BRL	0.0048		mg/Kg-dry	228426	1	08/23/2016 00:03	NH
1,1,2,2-Tetrachloroethane	BRL	0.0048		mg/Kg-dry	228426	1	08/23/2016 00:03	NH
1,1,2-Trichloroethane	BRL	0.0048		mg/Kg-dry	228426	1	08/23/2016 00:03	NH
1,1-Dichloroethane	BRL	0.0048		mg/Kg-dry	228426	1	08/23/2016 00:03	NH
1,1-Dichloroethene	BRL	0.0048		mg/Kg-dry	228426	1	08/23/2016 00:03	NH
1,2,4-Trichlorobenzene	BRL	0.0048		mg/Kg-dry	228426	1	08/23/2016 00:03	NH
1,2-Dibromo-3-chloropropane	BRL	0.0048		mg/Kg-dry	228426	1	08/23/2016 00:03	NH
1,2-Dibromoethane	BRL	0.0048		mg/Kg-dry	228426	1	08/23/2016 00:03	NH
1,2-Dichlorobenzene	BRL	0.0048		mg/Kg-dry	228426	1	08/23/2016 00:03	NH
1,2-Dichloroethane	BRL	0.0048		mg/Kg-dry	228426	1	08/23/2016 00:03	NH
1,2-Dichloropropane	BRL	0.0048		mg/Kg-dry	228426	1	08/23/2016 00:03	NH
1,3-Dichlorobenzene	BRL	0.0048		mg/Kg-dry	228426	1	08/23/2016 00:03	NH
1,4-Dichlorobenzene	BRL	0.0048		mg/Kg-dry	228426	1	08/23/2016 00:03	NH
2-Butanone	BRL	0.048		mg/Kg-dry	228426	1	08/23/2016 00:03	NH
2-Hexanone	BRL	0.0096		mg/Kg-dry	228426	1	08/23/2016 00:03	NH
4-Methyl-2-pentanone	BRL	0.0096		mg/Kg-dry	228426	1	08/23/2016 00:03	NH
Acetone	BRL	0.096		mg/Kg-dry	228426	1	08/23/2016 00:03	NH
Benzene	BRL	0.0048		mg/Kg-dry	228426	1	08/23/2016 00:03	NH
Bromodichloromethane	BRL	0.0048		mg/Kg-dry	228426	1	08/23/2016 00:03	NH
Bromoform	BRL	0.0048		mg/Kg-dry	228426	1	08/23/2016 00:03	NH
Bromomethane	BRL	0.0048		mg/Kg-dry	228426	1	08/23/2016 00:03	NH
Carbon disulfide	BRL	0.0096		mg/Kg-dry	228426	1	08/23/2016 00:03	NH
Carbon tetrachloride	BRL	0.0048		mg/Kg-dry	228426	1	08/23/2016 00:03	NH
Chlorobenzene	BRL	0.0048		mg/Kg-dry	228426	1	08/23/2016 00:03	NH
Chloroethane	BRL	0.0096		mg/Kg-dry	228426	1	08/23/2016 00:03	NH
Chloroform	BRL	0.0048		mg/Kg-dry	228426	1	08/23/2016 00:03	NH
Chloromethane	BRL	0.0096		mg/Kg-dry	228426	1	08/23/2016 00:03	NH
cis-1,2-Dichloroethene	0.0080	0.0048		mg/Kg-dry	228426	1	08/23/2016 00:03	NH
cis-1,3-Dichloropropene	BRL	0.0048		mg/Kg-dry	228426	1	08/23/2016 00:03	NH
Cyclohexane	BRL	0.0048		mg/Kg-dry	228426	1	08/23/2016 00:03	NH
Dibromochloromethane	BRL	0.0048		mg/Kg-dry	228426	1	08/23/2016 00:03	NH
Dichlorodifluoromethane	BRL	0.0096		mg/Kg-dry	228426	1	08/23/2016 00:03	NH
Ethylbenzene	0.0099	0.0048		mg/Kg-dry	228426	1	08/23/2016 00:03	NH
Freon-113	BRL	0.0096		mg/Kg-dry	228426	1	08/23/2016 00:03	NH
Isopropylbenzene	BRL	0.0048		mg/Kg-dry	228426	1	08/23/2016 00:03	NH
m,p-Xylene	0.028	0.0048		mg/Kg-dry	228426	1	08/23/2016 00:03	NH
Methyl acetate	BRL	0.0048		mg/Kg-dry	228426	1	08/23/2016 00:03	NH
Methyl tert-butyl ether	BRL	0.0048		mg/Kg-dry	228426	1	08/23/2016 00:03	NH
Methylcyclohexane	BRL	0.0048		mg/Kg-dry	228426	1	08/23/2016 00:03	NH
Methylene chloride	BRL	0.019		mg/Kg-dry	228426	1	08/23/2016 00:03	NH
o-Xylene	0.013	0.0048		mg/Kg-dry	228426	1	08/23/2016 00:03	NH

Qualifiers:

*	Value exceeds maximum contaminant level	E	Estimated (value above quantitation range)
BRL	Below reporting limit	S	Spike Recovery outside limits due to matrix
H	Holding times for preparation or analysis exceeded	Narr	See case narrative
N	Analyte not NELAC certified	NC	Not confirmed
B	Analyte detected in the associated method blank	<	Less than Result value
>	Greater than Result value	J	Estimated value detected below Reporting Limit

Analytical Environmental Services, Inc **Date:** 29-Aug-16

Client:	Peachtree Environmental	**Client Sample ID:**	EB-4-20
Project Name:	TNB	**Collection Date:**	8/21/2016 10:10:00 AM
Lab ID:	1608I42-006	**Matrix:**	Soil

Analyses	Result	Reporting Limit	Qual	Units	BatchID	Dilution Factor	Date Analyzed	Analyst
TCL VOLATILE ORGANICS SW8260B				**(SW5035)**				
Styrene	BRL	0.0048		mg/Kg-dry	228426	1	08/23/2016 00:03	NH
Tetrachloroethene	BRL	0.0048		mg/Kg-dry	228426	1	08/23/2016 00:03	NH
Toluene	BRL	0.0048		mg/Kg-dry	228426	1	08/23/2016 00:03	NH
trans-1,2-Dichloroethene	BRL	0.0048		mg/Kg-dry	228426	1	08/23/2016 00:03	NH
trans-1,3-Dichloropropene	BRL	0.0048		mg/Kg-dry	228426	1	08/23/2016 00:03	NH
Trichloroethene	0.0057	0.0048		mg/Kg-dry	228426	1	08/23/2016 00:03	NH
Trichlorofluoromethane	BRL	0.0048		mg/Kg-dry	228426	1	08/23/2016 00:03	NH
Vinyl chloride	BRL	0.0096		mg/Kg-dry	228426	1	08/23/2016 00:03	NH
Surr: 4-Bromofluorobenzene	95.6	70-128		%REC	228426	1	08/23/2016 00:03	NH
Surr: Dibromofluoromethane	89.6	78.2-128		%REC	228426	1	08/23/2016 00:03	NH
Surr: Toluene-d8	101	76.5-116		%REC	228426	1	08/23/2016 00:03	NH
PERCENT MOISTURE D2216								
Percent Moisture	11.0	0		wt%	R323972	1	08/25/2016 09:00	BD

Qualifiers:

*	Value exceeds maximum contaminant level	E	Estimated (value above quantitation range)
BRL	Below reporting limit	S	Spike Recovery outside limits due to matrix
H	Holding times for preparation or analysis exceeded	Narr	See case narrative
N	Analyte not NELAC certified	NC	Not confirmed
B	Analyte detected in the associated method blank	<	Less than Result value
>	Greater than Result value	J	Estimated value detected below Reporting Limit

Analytical Environmental Services, Inc **Date:** 29-Aug-16

Client:	Peachtree Environmental	**Client Sample ID:**	MW-23-20
Project Name:	TNB	**Collection Date:**	8/21/2016 11:25:00 AM
Lab ID:	1608I42-007	**Matrix:**	Soil

Analyses	Result	Reporting Limit	Qual	Units	BatchID	Dilution Factor	Date Analyzed	Analyst
TCL VOLATILE ORGANICS SW8260B				**(SW5035)**				
1,1,1-Trichloroethane	BRL	2.2		mg/Kg-dry	228472	500	08/24/2016 17:06	AR
1,1,2,2-Tetrachloroethane	BRL	2.2		mg/Kg-dry	228472	500	08/24/2016 17:06	AR
1,1,2-Trichloroethane	BRL	2.2		mg/Kg-dry	228472	500	08/24/2016 17:06	AR
1,1-Dichloroethane	BRL	2.2		mg/Kg-dry	228472	500	08/24/2016 17:06	AR
1,1-Dichloroethene	BRL	2.2		mg/Kg-dry	228472	500	08/24/2016 17:06	AR
1,2,4-Trichlorobenzene	BRL	2.2		mg/Kg-dry	228472	500	08/24/2016 17:06	AR
1,2-Dibromo-3-chloropropane	BRL	2.2		mg/Kg-dry	228472	500	08/24/2016 17:06	AR
1,2-Dibromoethane	BRL	2.2		mg/Kg-dry	228472	500	08/24/2016 17:06	AR
1,2-Dichlorobenzene	BRL	2.2		mg/Kg-dry	228472	500	08/24/2016 17:06	AR
1,2-Dichloroethane	BRL	2.2		mg/Kg-dry	228472	500	08/24/2016 17:06	AR
1,2-Dichloropropane	BRL	2.2		mg/Kg-dry	228472	500	08/24/2016 17:06	AR
1,3-Dichlorobenzene	BRL	2.2		mg/Kg-dry	228472	500	08/24/2016 17:06	AR
1,4-Dichlorobenzene	BRL	2.2		mg/Kg-dry	228472	500	08/24/2016 17:06	AR
2-Butanone	BRL	22		mg/Kg-dry	228472	500	08/24/2016 17:06	AR
2-Hexanone	BRL	4.3		mg/Kg-dry	228472	500	08/24/2016 17:06	AR
4-Methyl-2-pentanone	BRL	4.3		mg/Kg-dry	228472	500	08/24/2016 17:06	AR
Acetone	BRL	43		mg/Kg-dry	228472	500	08/24/2016 17:06	AR
Benzene	BRL	2.2		mg/Kg-dry	228472	500	08/24/2016 17:06	AR
Bromodichloromethane	BRL	2.2		mg/Kg-dry	228472	500	08/24/2016 17:06	AR
Bromoform	BRL	2.2		mg/Kg-dry	228472	500	08/24/2016 17:06	AR
Bromomethane	BRL	2.2		mg/Kg-dry	228472	500	08/24/2016 17:06	AR
Carbon disulfide	BRL	4.3		mg/Kg-dry	228472	500	08/24/2016 17:06	AR
Carbon tetrachloride	BRL	2.2		mg/Kg-dry	228472	500	08/24/2016 17:06	AR
Chlorobenzene	BRL	2.2		mg/Kg-dry	228472	500	08/24/2016 17:06	AR
Chloroethane	BRL	4.3		mg/Kg-dry	228472	500	08/24/2016 17:06	AR
Chloroform	BRL	2.2		mg/Kg-dry	228472	500	08/24/2016 17:06	AR
Chloromethane	BRL	4.3		mg/Kg-dry	228472	500	08/24/2016 17:06	AR
cis-1,2-Dichloroethene	BRL	2.2		mg/Kg-dry	228472	500	08/24/2016 17:06	AR
cis-1,3-Dichloropropene	BRL	2.2		mg/Kg-dry	228472	500	08/24/2016 17:06	AR
Cyclohexane	BRL	2.2		mg/Kg-dry	228472	500	08/24/2016 17:06	AR
Dibromochloromethane	BRL	2.2		mg/Kg-dry	228472	500	08/24/2016 17:06	AR
Dichlorodifluoromethane	BRL	4.3		mg/Kg-dry	228472	500	08/24/2016 17:06	AR
Ethylbenzene	8.1	2.2		mg/Kg-dry	228472	500	08/24/2016 17:06	AR
Freon-113	BRL	4.3		mg/Kg-dry	228472	500	08/24/2016 17:06	AR
Isopropylbenzene	2.3	2.2		mg/Kg-dry	228472	500	08/24/2016 17:06	AR
m,p-Xylene	27	2.2		mg/Kg-dry	228472	500	08/24/2016 17:06	AR
Methyl acetate	BRL	2.2		mg/Kg-dry	228472	500	08/24/2016 17:06	AR
Methyl tert-butyl ether	BRL	2.2		mg/Kg-dry	228472	500	08/24/2016 17:06	AR
Methylcyclohexane	13	2.2		mg/Kg-dry	228472	500	08/24/2016 17:06	AR
Methylene chloride	BRL	8.7		mg/Kg-dry	228472	500	08/24/2016 17:06	AR
o-Xylene	11	2.2		mg/Kg-dry	228472	500	08/24/2016 17:06	AR

Qualifiers:

*	Value exceeds maximum contaminant level	E	Estimated (value above quantitation range)
BRL	Below reporting limit	S	Spike Recovery outside limits due to matrix
H	Holding times for preparation or analysis exceeded	Narr	See case narrative
N	Analyte not NELAC certified	NC	Not confirmed
B	Analyte detected in the associated method blank	<	Less than Result value
>	Greater than Result value	J	Estimated value detected below Reporting Limit

Analytical Environmental Services, Inc **Date:** 29-Aug-16

Client:	Peachtree Environmental	**Client Sample ID:**	MW-23-20
Project Name:	TNB	**Collection Date:**	8/21/2016 11:25:00 AM
Lab ID:	1608I42-007	**Matrix:**	Soil

Analyses	Result	Reporting Limit	Qual	Units	BatchID	Dilution Factor	Date Analyzed	Analyst
TCL VOLATILE ORGANICS SW8260B				**(SW5035)**				
Styrene	BRL	2.2		mg/Kg-dry	228472	500	08/24/2016 17:06	AR
Tetrachloroethene	BRL	2.2		mg/Kg-dry	228472	500	08/24/2016 17:06	AR
Toluene	BRL	2.2		mg/Kg-dry	228472	500	08/24/2016 17:06	AR
trans-1,2-Dichloroethene	BRL	2.2		mg/Kg-dry	228472	500	08/24/2016 17:06	AR
trans-1,3-Dichloropropene	BRL	2.2		mg/Kg-dry	228472	500	08/24/2016 17:06	AR
Trichloroethene	BRL	2.2		mg/Kg-dry	228472	500	08/24/2016 17:06	AR
Trichlorofluoromethane	BRL	2.2		mg/Kg-dry	228472	500	08/24/2016 17:06	AR
Vinyl chloride	BRL	4.3		mg/Kg-dry	228472	500	08/24/2016 17:06	AR
Surr: 4-Bromofluorobenzene	101	70-128		%REC	228472	500	08/24/2016 17:06	AR
Surr: Dibromofluoromethane	87.7	78.2-128		%REC	228472	500	08/24/2016 17:06	AR
Surr: Toluene-d8	92.6	76.5-116		%REC	228472	500	08/24/2016 17:06	AR
PERCENT MOISTURE D2216								
Percent Moisture	10.6	0		wt%	R323972	1	08/25/2016 09:00	BD

Qualifiers:

*	Value exceeds maximum contaminant level	E	Estimated (value above quantitation range)
BRL	Below reporting limit	S	Spike Recovery outside limits due to matrix
H	Holding times for preparation or analysis exceeded	Narr	See case narrative
N	Analyte not NELAC certified	NC	Not confirmed
B	Analyte detected in the associated method blank	<	Less than Result value
>	Greater than Result value	J	Estimated value detected below Reporting Limit

Analytical Environmental Services, Inc

Date: 29-Aug-16

Client:	Peachtree Environmental	**Client Sample ID:**	MW-24-20
Project Name:	TNB	**Collection Date:**	8/21/2016 1:45:00 PM
Lab ID:	1608I42-008	**Matrix:**	Soil

Analyses	Result	Reporting Limit	Qual	Units	BatchID	Dilution Factor	Date Analyzed	Analyst
TCL VOLATILE ORGANICS SW8260B				**(SW5035)**				
1,1,1-Trichloroethane	BRL	0.0055		mg/Kg-dry	228426	1	08/24/2016 11:41	MD
1,1,2,2-Tetrachloroethane	BRL	0.0055		mg/Kg-dry	228426	1	08/24/2016 11:41	MD
1,1,2-Trichloroethane	BRL	0.0055		mg/Kg-dry	228426	1	08/24/2016 11:41	MD
1,1-Dichloroethane	BRL	0.0055		mg/Kg-dry	228426	1	08/24/2016 11:41	MD
1,1-Dichloroethene	BRL	0.0055		mg/Kg-dry	228426	1	08/24/2016 11:41	MD
1,2,4-Trichlorobenzene	BRL	0.0055		mg/Kg-dry	228426	1	08/24/2016 11:41	MD
1,2-Dibromo-3-chloropropane	BRL	0.0055		mg/Kg-dry	228426	1	08/24/2016 11:41	MD
1,2-Dibromoethane	BRL	0.0055		mg/Kg-dry	228426	1	08/24/2016 11:41	MD
1,2-Dichlorobenzene	BRL	0.0055		mg/Kg-dry	228426	1	08/24/2016 11:41	MD
1,2-Dichloroethane	BRL	0.0055		mg/Kg-dry	228426	1	08/24/2016 11:41	MD
1,2-Dichloropropane	BRL	0.0055		mg/Kg-dry	228426	1	08/24/2016 11:41	MD
1,3-Dichlorobenzene	BRL	0.0055		mg/Kg-dry	228426	1	08/24/2016 11:41	MD
1,4-Dichlorobenzene	BRL	0.0055		mg/Kg-dry	228426	1	08/24/2016 11:41	MD
2-Butanone	BRL	0.055		mg/Kg-dry	228426	1	08/24/2016 11:41	MD
2-Hexanone	BRL	0.011		mg/Kg-dry	228426	1	08/24/2016 11:41	MD
4-Methyl-2-pentanone	BRL	0.011		mg/Kg-dry	228426	1	08/24/2016 11:41	MD
Acetone	BRL	0.11		mg/Kg-dry	228426	1	08/24/2016 11:41	MD
Benzene	BRL	0.0055		mg/Kg-dry	228426	1	08/24/2016 11:41	MD
Bromodichloromethane	BRL	0.0055		mg/Kg-dry	228426	1	08/24/2016 11:41	MD
Bromoform	BRL	0.0055		mg/Kg-dry	228426	1	08/24/2016 11:41	MD
Bromomethane	BRL	0.0055		mg/Kg-dry	228426	1	08/24/2016 11:41	MD
Carbon disulfide	BRL	0.011		mg/Kg-dry	228426	1	08/24/2016 11:41	MD
Carbon tetrachloride	BRL	0.0055		mg/Kg-dry	228426	1	08/24/2016 11:41	MD
Chlorobenzene	BRL	0.0055		mg/Kg-dry	228426	1	08/24/2016 11:41	MD
Chloroethane	BRL	0.011		mg/Kg-dry	228426	1	08/24/2016 11:41	MD
Chloroform	BRL	0.0055		mg/Kg-dry	228426	1	08/24/2016 11:41	MD
Chloromethane	BRL	0.011		mg/Kg-dry	228426	1	08/24/2016 11:41	MD
cis-1,2-Dichloroethene	BRL	0.0055		mg/Kg-dry	228426	1	08/24/2016 11:41	MD
cis-1,3-Dichloropropene	BRL	0.0055		mg/Kg-dry	228426	1	08/24/2016 11:41	MD
Cyclohexane	BRL	0.0055		mg/Kg-dry	228426	1	08/24/2016 11:41	MD
Dibromochloromethane	BRL	0.0055		mg/Kg-dry	228426	1	08/24/2016 11:41	MD
Dichlorodifluoromethane	BRL	0.011		mg/Kg-dry	228426	1	08/24/2016 11:41	MD
Ethylbenzene	BRL	0.0055		mg/Kg-dry	228426	1	08/24/2016 11:41	MD
Freon-113	BRL	0.011		mg/Kg-dry	228426	1	08/24/2016 11:41	MD
Isopropylbenzene	BRL	0.0055		mg/Kg-dry	228426	1	08/24/2016 11:41	MD
m,p-Xylene	BRL	0.0055		mg/Kg-dry	228426	1	08/24/2016 11:41	MD
Methyl acetate	BRL	0.0055		mg/Kg-dry	228426	1	08/24/2016 11:41	MD
Methyl tert-butyl ether	BRL	0.0055		mg/Kg-dry	228426	1	08/24/2016 11:41	MD
Methylcyclohexane	BRL	0.0055		mg/Kg-dry	228426	1	08/24/2016 11:41	MD
Methylene chloride	BRL	0.022		mg/Kg-dry	228426	1	08/24/2016 11:41	MD
o-Xylene	BRL	0.0055		mg/Kg-dry	228426	1	08/24/2016 11:41	MD

Qualifiers:

*	Value exceeds maximum contaminant level	E	Estimated (value above quantitation range)
BRL	Below reporting limit	S	Spike Recovery outside limits due to matrix
H	Holding times for preparation or analysis exceeded	Narr	See case narrative
N	Analyte not NELAC certified	NC	Not confirmed
B	Analyte detected in the associated method blank	<	Less than Result value
>	Greater than Result value	J	Estimated value detected below Reporting Limit

Analytical Environmental Services, Inc **Date:** 29-Aug-16

Client:	Peachtree Environmental	**Client Sample ID:**	MW-24-20
Project Name:	TNB	**Collection Date:**	8/21/2016 1:45:00 PM
Lab ID:	1608I42-008	**Matrix:**	Soil

Analyses	Result	Reporting Limit	Qual	Units	BatchID	Dilution Factor	Date Analyzed	Analyst
TCL VOLATILE ORGANICS SW8260B				**(SW5035)**				
Styrene	BRL	0.0055		mg/Kg-dry	228426	1	08/24/2016 11:41	MD
Tetrachloroethene	0.080	0.0055		mg/Kg-dry	228426	1	08/24/2016 11:41	MD
Toluene	BRL	0.0055		mg/Kg-dry	228426	1	08/24/2016 11:41	MD
trans-1,2-Dichloroethene	BRL	0.0055		mg/Kg-dry	228426	1	08/24/2016 11:41	MD
trans-1,3-Dichloropropene	BRL	0.0055		mg/Kg-dry	228426	1	08/24/2016 11:41	MD
Trichloroethene	BRL	0.0055		mg/Kg-dry	228426	1	08/24/2016 11:41	MD
Trichlorofluoromethane	BRL	0.0055		mg/Kg-dry	228426	1	08/24/2016 11:41	MD
Vinyl chloride	BRL	0.011		mg/Kg-dry	228426	1	08/24/2016 11:41	MD
Surr: 4-Bromofluorobenzene	94.6	70-128		%REC	228426	1	08/24/2016 11:41	MD
Surr: Dibromofluoromethane	91.7	78.2-128		%REC	228426	1	08/24/2016 11:41	MD
Surr: Toluene-d8	94.7	76.5-116		%REC	228426	1	08/24/2016 11:41	MD
PERCENT MOISTURE D2216								
Percent Moisture	13.8	0		wt%	R323972	1	08/25/2016 09:00	BD

Qualifiers:

*	Value exceeds maximum contaminant level	E	Estimated (value above quantitation range)
BRL	Below reporting limit	S	Spike Recovery outside limits due to matrix
H	Holding times for preparation or analysis exceeded	Narr	See case narrative
N	Analyte not NELAC certified	NC	Not confirmed
B	Analyte detected in the associated method blank	<	Less than Result value
>	Greater than Result value	J	Estimated value detected below Reporting Limit

Analytical Environmental Services, Inc **Date:** 29-Aug-16

Client:	Peachtree Environmental	**Client Sample ID:**	EB-5-10
Project Name:	TNB	**Collection Date:**	8/21/2016 2:55:00 PM
Lab ID:	1608I42-009	**Matrix:**	Soil

Analyses	Result	Reporting Limit	Qual	Units	BatchID	Dilution Factor	Date Analyzed	Analyst
TCL VOLATILE ORGANICS SW8260B				**(SW5035)**				
1,1,1-Trichloroethane	BRL	0.0039		mg/Kg-dry	228426	1	08/24/2016 12:05	MD
1,1,2,2-Tetrachloroethane	BRL	0.0039		mg/Kg-dry	228426	1	08/24/2016 12:05	MD
1,1,2-Trichloroethane	BRL	0.0039		mg/Kg-dry	228426	1	08/24/2016 12:05	MD
1,1-Dichloroethane	BRL	0.0039		mg/Kg-dry	228426	1	08/24/2016 12:05	MD
1,1-Dichloroethene	BRL	0.0039		mg/Kg-dry	228426	1	08/24/2016 12:05	MD
1,2,4-Trichlorobenzene	BRL	0.0039		mg/Kg-dry	228426	1	08/24/2016 12:05	MD
1,2-Dibromo-3-chloropropane	BRL	0.0039		mg/Kg-dry	228426	1	08/24/2016 12:05	MD
1,2-Dibromoethane	BRL	0.0039		mg/Kg-dry	228426	1	08/24/2016 12:05	MD
1,2-Dichlorobenzene	BRL	0.0039		mg/Kg-dry	228426	1	08/24/2016 12:05	MD
1,2-Dichloroethane	BRL	0.0039		mg/Kg-dry	228426	1	08/24/2016 12:05	MD
1,2-Dichloropropane	BRL	0.0039		mg/Kg-dry	228426	1	08/24/2016 12:05	MD
1,3-Dichlorobenzene	BRL	0.0039		mg/Kg-dry	228426	1	08/24/2016 12:05	MD
1,4-Dichlorobenzene	BRL	0.0039		mg/Kg-dry	228426	1	08/24/2016 12:05	MD
2-Butanone	BRL	0.039		mg/Kg-dry	228426	1	08/24/2016 12:05	MD
2-Hexanone	BRL	0.0078		mg/Kg-dry	228426	1	08/24/2016 12:05	MD
4-Methyl-2-pentanone	BRL	0.0078		mg/Kg-dry	228426	1	08/24/2016 12:05	MD
Acetone	BRL	0.078		mg/Kg-dry	228426	1	08/24/2016 12:05	MD
Benzene	BRL	0.0039		mg/Kg-dry	228426	1	08/24/2016 12:05	MD
Bromodichloromethane	BRL	0.0039		mg/Kg-dry	228426	1	08/24/2016 12:05	MD
Bromoform	BRL	0.0039		mg/Kg-dry	228426	1	08/24/2016 12:05	MD
Bromomethane	BRL	0.0039		mg/Kg-dry	228426	1	08/24/2016 12:05	MD
Carbon disulfide	BRL	0.0078		mg/Kg-dry	228426	1	08/24/2016 12:05	MD
Carbon tetrachloride	BRL	0.0039		mg/Kg-dry	228426	1	08/24/2016 12:05	MD
Chlorobenzene	BRL	0.0039		mg/Kg-dry	228426	1	08/24/2016 12:05	MD
Chloroethane	BRL	0.0078		mg/Kg-dry	228426	1	08/24/2016 12:05	MD
Chloroform	BRL	0.0039		mg/Kg-dry	228426	1	08/24/2016 12:05	MD
Chloromethane	BRL	0.0078		mg/Kg-dry	228426	1	08/24/2016 12:05	MD
cis-1,2-Dichloroethene	BRL	0.0039		mg/Kg-dry	228426	1	08/24/2016 12:05	MD
cis-1,3-Dichloropropene	BRL	0.0039		mg/Kg-dry	228426	1	08/24/2016 12:05	MD
Cyclohexane	BRL	0.0039		mg/Kg-dry	228426	1	08/24/2016 12:05	MD
Dibromochloromethane	BRL	0.0039		mg/Kg-dry	228426	1	08/24/2016 12:05	MD
Dichlorodifluoromethane	BRL	0.0078		mg/Kg-dry	228426	1	08/24/2016 12:05	MD
Ethylbenzene	BRL	0.0039		mg/Kg-dry	228426	1	08/24/2016 12:05	MD
Freon-113	BRL	0.0078		mg/Kg-dry	228426	1	08/24/2016 12:05	MD
Isopropylbenzene	BRL	0.0039		mg/Kg-dry	228426	1	08/24/2016 12:05	MD
m,p-Xylene	BRL	0.0039		mg/Kg-dry	228426	1	08/24/2016 12:05	MD
Methyl acetate	BRL	0.0039		mg/Kg-dry	228426	1	08/24/2016 12:05	MD
Methyl tert-butyl ether	BRL	0.0039		mg/Kg-dry	228426	1	08/24/2016 12:05	MD
Methylcyclohexane	BRL	0.0039		mg/Kg-dry	228426	1	08/24/2016 12:05	MD
Methylene chloride	BRL	0.016		mg/Kg-dry	228426	1	08/24/2016 12:05	MD
o-Xylene	BRL	0.0039		mg/Kg-dry	228426	1	08/24/2016 12:05	MD

Qualifiers:

*	Value exceeds maximum contaminant level	E	Estimated (value above quantitation range)
BRL	Below reporting limit	S	Spike Recovery outside limits due to matrix
H	Holding times for preparation or analysis exceeded	Narr	See case narrative
N	Analyte not NELAC certified	NC	Not confirmed
B	Analyte detected in the associated method blank	<	Less than Result value
>	Greater than Result value	J	Estimated value detected below Reporting Limit

Analytical Environmental Services, Inc **Date:** 29-Aug-16

Client:	Peachtree Environmental	**Client Sample ID:**	EB-5-10
Project Name:	TNB	**Collection Date:**	8/21/2016 2:55:00 PM
Lab ID:	1608I42-009	**Matrix:**	Soil

Analyses	Result	Reporting Limit	Qual	Units	BatchID	Dilution Factor	Date Analyzed	Analyst
TCL VOLATILE ORGANICS SW8260B				**(SW5035)**				
Styrene	BRL	0.0039		mg/Kg-dry	228426	1	08/24/2016 12:05	MD
Tetrachloroethene	0.098	0.0039		mg/Kg-dry	228426	1	08/24/2016 12:05	MD
Toluene	BRL	0.0039		mg/Kg-dry	228426	1	08/24/2016 12:05	MD
trans-1,2-Dichloroethene	BRL	0.0039		mg/Kg-dry	228426	1	08/24/2016 12:05	MD
trans-1,3-Dichloropropene	BRL	0.0039		mg/Kg-dry	228426	1	08/24/2016 12:05	MD
Trichloroethene	BRL	0.0039		mg/Kg-dry	228426	1	08/24/2016 12:05	MD
Trichlorofluoromethane	BRL	0.0039		mg/Kg-dry	228426	1	08/24/2016 12:05	MD
Vinyl chloride	BRL	0.0078		mg/Kg-dry	228426	1	08/24/2016 12:05	MD
Surr: 4-Bromofluorobenzene	99.9	70-128		%REC	228426	1	08/24/2016 12:05	MD
Surr: Dibromofluoromethane	94.4	78.2-128		%REC	228426	1	08/24/2016 12:05	MD
Surr: Toluene-d8	97.1	76.5-116		%REC	228426	1	08/24/2016 12:05	MD
PERCENT MOISTURE D2216								
Percent Moisture	19.9	0		wt%	R323972	1	08/25/2016 09:00	BD

Qualifiers:

*	Value exceeds maximum contaminant level	E	Estimated (value above quantitation range)
BRL	Below reporting limit	S	Spike Recovery outside limits due to matrix
H	Holding times for preparation or analysis exceeded	Narr	See case narrative
N	Analyte not NELAC certified	NC	Not confirmed
B	Analyte detected in the associated method blank	<	Less than Result value
>	Greater than Result value	J	Estimated value detected below Reporting Limit

Analytical Environmental Services, Inc **Date:** 29-Aug-16

Client:	Peachtree Environmental	**Client Sample ID:**	TRIP BLANK
Project Name:	TNB	**Collection Date:**	8/22/2016
Lab ID:	1608I42-010	**Matrix:**	Aqueous

Analyses	Result	Reporting Limit	Qual	Units	BatchID	Dilution Factor	Date Analyzed	Analyst
TCL VOLATILE ORGANICS SW8260B				**(SW5030B)**				
1,1,1-Trichloroethane	BRL	5.0		ug/L	228571	1	08/24/2016 14:31	NP
1,1,2,2-Tetrachloroethane	BRL	5.0		ug/L	228571	1	08/24/2016 14:31	NP
1,1,2-Trichloroethane	BRL	5.0		ug/L	228571	1	08/24/2016 14:31	NP
1,1-Dichloroethane	BRL	5.0		ug/L	228571	1	08/24/2016 14:31	NP
1,1-Dichloroethene	BRL	5.0		ug/L	228571	1	08/24/2016 14:31	NP
1,2,4-Trichlorobenzene	BRL	5.0		ug/L	228571	1	08/24/2016 14:31	NP
1,2-Dibromo-3-chloropropane	BRL	5.0		ug/L	228571	1	08/24/2016 14:31	NP
1,2-Dibromoethane	BRL	5.0		ug/L	228571	1	08/24/2016 14:31	NP
1,2-Dichlorobenzene	BRL	5.0		ug/L	228571	1	08/24/2016 14:31	NP
1,2-Dichloroethane	BRL	5.0		ug/L	228571	1	08/24/2016 14:31	NP
1,2-Dichloropropane	BRL	5.0		ug/L	228571	1	08/24/2016 14:31	NP
1,3-Dichlorobenzene	BRL	5.0		ug/L	228571	1	08/24/2016 14:31	NP
1,4-Dichlorobenzene	BRL	5.0		ug/L	228571	1	08/24/2016 14:31	NP
2-Butanone	BRL	50		ug/L	228571	1	08/24/2016 14:31	NP
2-Hexanone	BRL	10		ug/L	228571	1	08/24/2016 14:31	NP
4-Methyl-2-pentanone	BRL	10		ug/L	228571	1	08/24/2016 14:31	NP
Acetone	BRL	50		ug/L	228571	1	08/24/2016 14:31	NP
Benzene	BRL	5.0		ug/L	228571	1	08/24/2016 14:31	NP
Bromodichloromethane	BRL	5.0		ug/L	228571	1	08/24/2016 14:31	NP
Bromoform	BRL	5.0		ug/L	228571	1	08/24/2016 14:31	NP
Bromomethane	BRL	5.0		ug/L	228571	1	08/24/2016 14:31	NP
Carbon disulfide	BRL	5.0		ug/L	228571	1	08/24/2016 14:31	NP
Carbon tetrachloride	BRL	5.0		ug/L	228571	1	08/24/2016 14:31	NP
Chlorobenzene	BRL	5.0		ug/L	228571	1	08/24/2016 14:31	NP
Chloroethane	BRL	10		ug/L	228571	1	08/24/2016 14:31	NP
Chloroform	BRL	5.0		ug/L	228571	1	08/24/2016 14:31	NP
Chloromethane	BRL	3.0		ug/L	228571	1	08/24/2016 14:31	NP
cis-1,2-Dichloroethene	BRL	5.0		ug/L	228571	1	08/24/2016 14:31	NP
cis-1,3-Dichloropropene	BRL	5.0		ug/L	228571	1	08/24/2016 14:31	NP
Cyclohexane	BRL	5.0		ug/L	228571	1	08/24/2016 14:31	NP
Dibromochloromethane	BRL	5.0		ug/L	228571	1	08/24/2016 14:31	NP
Dichlorodifluoromethane	BRL	10		ug/L	228571	1	08/24/2016 14:31	NP
Ethylbenzene	BRL	5.0		ug/L	228571	1	08/24/2016 14:31	NP
Freon-113	BRL	10		ug/L	228571	1	08/24/2016 14:31	NP
Isopropylbenzene	BRL	5.0		ug/L	228571	1	08/24/2016 14:31	NP
m,p-Xylene	BRL	5.0		ug/L	228571	1	08/24/2016 14:31	NP
Methyl acetate	BRL	5.0		ug/L	228571	1	08/24/2016 14:31	NP
Methyl tert-butyl ether	BRL	5.0		ug/L	228571	1	08/24/2016 14:31	NP
Methylcyclohexane	BRL	5.0		ug/L	228571	1	08/24/2016 14:31	NP
Methylene chloride	BRL	5.0		ug/L	228571	1	08/24/2016 14:31	NP
o-Xylene	BRL	5.0		ug/L	228571	1	08/24/2016 14:31	NP

Qualifiers:

*	Value exceeds maximum contaminant level	E	Estimated (value above quantitation range)
BRL	Below reporting limit	S	Spike Recovery outside limits due to matrix
H	Holding times for preparation or analysis exceeded	Narr	See case narrative
N	Analyte not NELAC certified	NC	Not confirmed
B	Analyte detected in the associated method blank	<	Less than Result value
>	Greater than Result value	J	Estimated value detected below Reporting Limit

Analytical Environmental Services, Inc **Date:** 29-Aug-16

Client:	Peachtree Environmental	**Client Sample ID:**	TRIP BLANK
Project Name:	TNB	**Collection Date:**	8/22/2016
Lab ID:	1608I42-010	**Matrix:**	Aqueous

Analyses	Result	Reporting Limit	Qual	Units	BatchID	Dilution Factor	Date Analyzed	Analyst
TCL VOLATILE ORGANICS SW8260B				**(SW5030B)**				
Styrene	BRL	5.0		ug/L	228571	1	08/24/2016 14:31	NP
Tetrachloroethene	BRL	5.0		ug/L	228571	1	08/24/2016 14:31	NP
Toluene	BRL	5.0		ug/L	228571	1	08/24/2016 14:31	NP
trans-1,2-Dichloroethene	BRL	5.0		ug/L	228571	1	08/24/2016 14:31	NP
trans-1,3-Dichloropropene	BRL	5.0		ug/L	228571	1	08/24/2016 14:31	NP
Trichloroethene	BRL	5.0		ug/L	228571	1	08/24/2016 14:31	NP
Trichlorofluoromethane	BRL	5.0		ug/L	228571	1	08/24/2016 14:31	NP
Vinyl chloride	BRL	2.0		ug/L	228571	1	08/24/2016 14:31	NP
Surr: 4-Bromofluorobenzene	93.1	70.7-125		%REC	228571	1	08/24/2016 14:31	NP
Surr: Dibromofluoromethane	106	82.2-120		%REC	228571	1	08/24/2016 14:31	NP
Surr: Toluene-d8	97.9	81.8-120		%REC	228571	1	08/24/2016 14:31	NP

Qualifiers:

*	Value exceeds maximum contaminant level	E	Estimated (value above quantitation range)
BRL	Below reporting limit	S	Spike Recovery outside limits due to matrix
H	Holding times for preparation or analysis exceeded	Narr	See case narrative
N	Analyte not NELAC certified	NC	Not confirmed
B	Analyte detected in the associated method blank	<	Less than Result value
>	Greater than Result value	J	Estimated value detected below Reporting Limit

Analytical Environmental Services, Inc **Date:** 29-Aug-16

Client:	Peachtree Environmental	**Client Sample ID:**	MW-5
Project Name:	TNB	**Collection Date:**	8/20/2016 10:18:00 AM
Lab ID:	1608I42-011	**Matrix:**	Groundwater

Analyses	Result	Reporting Limit	Qual	Units	BatchID	Dilution Factor	Date Analyzed	Analyst
TCL VOLATILE ORGANICS SW8260B				**(SW5030B)**				
1,1,1-Trichloroethane	BRL	5.0		ug/L	228571	1	08/24/2016 16:06	NP
1,1,2,2-Tetrachloroethane	BRL	5.0		ug/L	228571	1	08/24/2016 16:06	NP
1,1,2-Trichloroethane	BRL	5.0		ug/L	228571	1	08/24/2016 16:06	NP
1,1-Dichloroethane	BRL	5.0		ug/L	228571	1	08/24/2016 16:06	NP
1,1-Dichloroethene	BRL	5.0		ug/L	228571	1	08/24/2016 16:06	NP
1,2,4-Trichlorobenzene	BRL	5.0		ug/L	228571	1	08/24/2016 16:06	NP
1,2-Dibromo-3-chloropropane	BRL	5.0		ug/L	228571	1	08/24/2016 16:06	NP
1,2-Dibromoethane	BRL	5.0		ug/L	228571	1	08/24/2016 16:06	NP
1,2-Dichlorobenzene	BRL	5.0		ug/L	228571	1	08/24/2016 16:06	NP
1,2-Dichloroethane	BRL	5.0		ug/L	228571	1	08/24/2016 16:06	NP
1,2-Dichloropropane	BRL	5.0		ug/L	228571	1	08/24/2016 16:06	NP
1,3-Dichlorobenzene	BRL	5.0		ug/L	228571	1	08/24/2016 16:06	NP
1,4-Dichlorobenzene	BRL	5.0		ug/L	228571	1	08/24/2016 16:06	NP
2-Butanone	BRL	50		ug/L	228571	1	08/24/2016 16:06	NP
2-Hexanone	BRL	10		ug/L	228571	1	08/24/2016 16:06	NP
4-Methyl-2-pentanone	BRL	10		ug/L	228571	1	08/24/2016 16:06	NP
Acetone	BRL	50		ug/L	228571	1	08/24/2016 16:06	NP
Benzene	11	5.0		ug/L	228571	1	08/24/2016 16:06	NP
Bromodichloromethane	BRL	5.0		ug/L	228571	1	08/24/2016 16:06	NP
Bromoform	BRL	5.0		ug/L	228571	1	08/24/2016 16:06	NP
Bromomethane	BRL	5.0		ug/L	228571	1	08/24/2016 16:06	NP
Carbon disulfide	BRL	5.0		ug/L	228571	1	08/24/2016 16:06	NP
Carbon tetrachloride	BRL	5.0		ug/L	228571	1	08/24/2016 16:06	NP
Chlorobenzene	BRL	5.0		ug/L	228571	1	08/24/2016 16:06	NP
Chloroethane	BRL	10		ug/L	228571	1	08/24/2016 16:06	NP
Chloroform	BRL	5.0		ug/L	228571	1	08/24/2016 16:06	NP
Chloromethane	BRL	3.0		ug/L	228571	1	08/24/2016 16:06	NP
cis-1,2-Dichloroethene	14	5.0		ug/L	228571	1	08/24/2016 16:06	NP
cis-1,3-Dichloropropene	BRL	5.0		ug/L	228571	1	08/24/2016 16:06	NP
Cyclohexane	BRL	5.0		ug/L	228571	1	08/24/2016 16:06	NP
Dibromochloromethane	BRL	5.0		ug/L	228571	1	08/24/2016 16:06	NP
Dichlorodifluoromethane	BRL	10		ug/L	228571	1	08/24/2016 16:06	NP
Ethylbenzene	BRL	5.0		ug/L	228571	1	08/24/2016 16:06	NP
Freon-113	BRL	10		ug/L	228571	1	08/24/2016 16:06	NP
Isopropylbenzene	BRL	5.0		ug/L	228571	1	08/24/2016 16:06	NP
m,p-Xylene	BRL	5.0		ug/L	228571	1	08/24/2016 16:06	NP
Methyl acetate	BRL	5.0		ug/L	228571	1	08/24/2016 16:06	NP
Methyl tert-butyl ether	BRL	5.0		ug/L	228571	1	08/24/2016 16:06	NP
Methylcyclohexane	BRL	5.0		ug/L	228571	1	08/24/2016 16:06	NP
Methylene chloride	BRL	5.0		ug/L	228571	1	08/24/2016 16:06	NP
o-Xylene	BRL	5.0		ug/L	228571	1	08/24/2016 16:06	NP

Qualifiers:

*	Value exceeds maximum contaminant level	E	Estimated (value above quantitation range)
BRL	Below reporting limit	S	Spike Recovery outside limits due to matrix
H	Holding times for preparation or analysis exceeded	Narr	See case narrative
N	Analyte not NELAC certified	NC	Not confirmed
B	Analyte detected in the associated method blank	<	Less than Result value
>	Greater than Result value	J	Estimated value detected below Reporting Limit

Analytical Environmental Services, Inc **Date:** 29-Aug-16

Client:	Peachtree Environmental	**Client Sample ID:**	MW-5
Project Name:	TNB	**Collection Date:**	8/20/2016 10:18:00 AM
Lab ID:	1608I42-011	**Matrix:**	Groundwater

Analyses	Result	Reporting Limit	Qual	Units	BatchID	Dilution Factor	Date Analyzed	Analyst
TCL VOLATILE ORGANICS SW8260B				**(SW5030B)**				
Styrene	BRL	5.0		ug/L	228571	1	08/24/2016 16:06	NP
Tetrachloroethene	1500	50		ug/L	228571	10	08/24/2016 16:33	NP
Toluene	BRL	5.0		ug/L	228571	1	08/24/2016 16:06	NP
trans-1,2-Dichloroethene	BRL	5.0		ug/L	228571	1	08/24/2016 16:06	NP
trans-1,3-Dichloropropene	BRL	5.0		ug/L	228571	1	08/24/2016 16:06	NP
Trichloroethene	120	5.0		ug/L	228571	1	08/24/2016 16:06	NP
Trichlorofluoromethane	BRL	5.0		ug/L	228571	1	08/24/2016 16:06	NP
Vinyl chloride	BRL	2.0		ug/L	228571	1	08/24/2016 16:06	NP
Surr: 4-Bromofluorobenzene	93.6	70.7-125		%REC	228571	1	08/24/2016 16:06	NP
Surr: 4-Bromofluorobenzene	93.2	70.7-125		%REC	228571	10	08/24/2016 16:33	NP
Surr: Dibromofluoromethane	106	82.2-120		%REC	228571	1	08/24/2016 16:06	NP
Surr: Dibromofluoromethane	109	82.2-120		%REC	228571	10	08/24/2016 16:33	NP
Surr: Toluene-d8	97.8	81.8-120		%REC	228571	1	08/24/2016 16:06	NP
Surr: Toluene-d8	99.8	81.8-120		%REC	228571	10	08/24/2016 16:33	NP

Qualifiers:

*	Value exceeds maximum contaminant level	E	Estimated (value above quantitation range)
BRL	Below reporting limit	S	Spike Recovery outside limits due to matrix
H	Holding times for preparation or analysis exceeded	Narr	See case narrative
N	Analyte not NELAC certified	NC	Not confirmed
B	Analyte detected in the associated method blank	<	Less than Result value
>	Greater than Result value	J	Estimated value detected below Reporting Limit

Analytical Environmental Services, Inc **Date:** 29-Aug-16

Client:	Peachtree Environmental	**Client Sample ID:**	MW-15
Project Name:	TNB	**Collection Date:**	8/20/2016 1:10:00 PM
Lab ID:	1608I42-012	**Matrix:**	Groundwater

Analyses	Result	Reporting Limit	Qual	Units	BatchID	Dilution Factor	Date Analyzed	Analyst
TCL VOLATILE ORGANICS SW8260B				**(SW5030B)**				
1,1,1-Trichloroethane	BRL	5.0		ug/L	228571	1	08/24/2016 14:54	NP
1,1,2,2-Tetrachloroethane	BRL	5.0		ug/L	228571	1	08/24/2016 14:54	NP
1,1,2-Trichloroethane	BRL	5.0		ug/L	228571	1	08/24/2016 14:54	NP
1,1-Dichloroethane	BRL	5.0		ug/L	228571	1	08/24/2016 14:54	NP
1,1-Dichloroethene	BRL	5.0		ug/L	228571	1	08/24/2016 14:54	NP
1,2,4-Trichlorobenzene	BRL	5.0		ug/L	228571	1	08/24/2016 14:54	NP
1,2-Dibromo-3-chloropropane	BRL	5.0		ug/L	228571	1	08/24/2016 14:54	NP
1,2-Dibromoethane	BRL	5.0		ug/L	228571	1	08/24/2016 14:54	NP
1,2-Dichlorobenzene	BRL	5.0		ug/L	228571	1	08/24/2016 14:54	NP
1,2-Dichloroethane	BRL	5.0		ug/L	228571	1	08/24/2016 14:54	NP
1,2-Dichloropropane	BRL	5.0		ug/L	228571	1	08/24/2016 14:54	NP
1,3-Dichlorobenzene	BRL	5.0		ug/L	228571	1	08/24/2016 14:54	NP
1,4-Dichlorobenzene	BRL	5.0		ug/L	228571	1	08/24/2016 14:54	NP
2-Butanone	BRL	50		ug/L	228571	1	08/24/2016 14:54	NP
2-Hexanone	BRL	10		ug/L	228571	1	08/24/2016 14:54	NP
4-Methyl-2-pentanone	BRL	10		ug/L	228571	1	08/24/2016 14:54	NP
Acetone	BRL	50		ug/L	228571	1	08/24/2016 14:54	NP
Benzene	BRL	5.0		ug/L	228571	1	08/24/2016 14:54	NP
Bromodichloromethane	BRL	5.0		ug/L	228571	1	08/24/2016 14:54	NP
Bromoform	BRL	5.0		ug/L	228571	1	08/24/2016 14:54	NP
Bromomethane	BRL	5.0		ug/L	228571	1	08/24/2016 14:54	NP
Carbon disulfide	BRL	5.0		ug/L	228571	1	08/24/2016 14:54	NP
Carbon tetrachloride	BRL	5.0		ug/L	228571	1	08/24/2016 14:54	NP
Chlorobenzene	BRL	5.0		ug/L	228571	1	08/24/2016 14:54	NP
Chloroethane	BRL	10		ug/L	228571	1	08/24/2016 14:54	NP
Chloroform	BRL	5.0		ug/L	228571	1	08/24/2016 14:54	NP
Chloromethane	BRL	3.0		ug/L	228571	1	08/24/2016 14:54	NP
cis-1,2-Dichloroethene	880	50		ug/L	228571	10	08/24/2016 15:19	NP
cis-1,3-Dichloropropene	BRL	5.0		ug/L	228571	1	08/24/2016 14:54	NP
Cyclohexane	BRL	5.0		ug/L	228571	1	08/24/2016 14:54	NP
Dibromochloromethane	BRL	5.0		ug/L	228571	1	08/24/2016 14:54	NP
Dichlorodifluoromethane	BRL	10		ug/L	228571	1	08/24/2016 14:54	NP
Ethylbenzene	BRL	5.0		ug/L	228571	1	08/24/2016 14:54	NP
Freon-113	BRL	10		ug/L	228571	1	08/24/2016 14:54	NP
Isopropylbenzene	BRL	5.0		ug/L	228571	1	08/24/2016 14:54	NP
m,p-Xylene	BRL	5.0		ug/L	228571	1	08/24/2016 14:54	NP
Methyl acetate	BRL	5.0		ug/L	228571	1	08/24/2016 14:54	NP
Methyl tert-butyl ether	BRL	5.0		ug/L	228571	1	08/24/2016 14:54	NP
Methylcyclohexane	BRL	5.0		ug/L	228571	1	08/24/2016 14:54	NP
Methylene chloride	BRL	5.0		ug/L	228571	1	08/24/2016 14:54	NP
o-Xylene	BRL	5.0		ug/L	228571	1	08/24/2016 14:54	NP

Qualifiers:

*	Value exceeds maximum contaminant level	E	Estimated (value above quantitation range)
BRL	Below reporting limit	S	Spike Recovery outside limits due to matrix
H	Holding times for preparation or analysis exceeded	Narr	See case narrative
N	Analyte not NELAC certified	NC	Not confirmed
B	Analyte detected in the associated method blank	<	Less than Result value
>	Greater than Result value	J	Estimated value detected below Reporting Limit

Analytical Environmental Services, Inc **Date:** 29-Aug-16

Client:	Peachtree Environmental	**Client Sample ID:**	MW-15
Project Name:	TNB	**Collection Date:**	8/20/2016 1:10:00 PM
Lab ID:	1608I42-012	**Matrix:**	Groundwater

Analyses	Result	Reporting Limit	Qual	Units	BatchID	Dilution Factor	Date Analyzed	Analyst
TCL VOLATILE ORGANICS SW8260B				**(SW5030B)**				
Styrene	BRL	5.0		ug/L	228571	1	08/24/2016 14:54	NP
Tetrachloroethene	BRL	5.0		ug/L	228571	1	08/24/2016 14:54	NP
Toluene	BRL	5.0		ug/L	228571	1	08/24/2016 14:54	NP
trans-1,2-Dichloroethene	7.0	5.0		ug/L	228571	1	08/24/2016 14:54	NP
trans-1,3-Dichloropropene	BRL	5.0		ug/L	228571	1	08/24/2016 14:54	NP
Trichloroethene	BRL	5.0		ug/L	228571	1	08/24/2016 14:54	NP
Trichlorofluoromethane	BRL	5.0		ug/L	228571	1	08/24/2016 14:54	NP
Vinyl chloride	3.4	2.0		ug/L	228571	1	08/24/2016 14:54	NP
Surr: 4-Bromofluorobenzene	92.8	70.7-125		%REC	228571	1	08/24/2016 14:54	NP
Surr: 4-Bromofluorobenzene	93.5	70.7-125		%REC	228571	10	08/24/2016 15:19	NP
Surr: Dibromofluoromethane	105	82.2-120		%REC	228571	1	08/24/2016 14:54	NP
Surr: Dibromofluoromethane	108	82.2-120		%REC	228571	10	08/24/2016 15:19	NP
Surr: Toluene-d8	97.6	81.8-120		%REC	228571	1	08/24/2016 14:54	NP
Surr: Toluene-d8	99.6	81.8-120		%REC	228571	10	08/24/2016 15:19	NP

Qualifiers:

*	Value exceeds maximum contaminant level	E	Estimated (value above quantitation range)
BRL	Below reporting limit	S	Spike Recovery outside limits due to matrix
H	Holding times for preparation or analysis exceeded	Narr	See case narrative
N	Analyte not NELAC certified	NC	Not confirmed
B	Analyte detected in the associated method blank	<	Less than Result value
>	Greater than Result value	J	Estimated value detected below Reporting Limit

Analytical Environmental Services, Inc **Date:** 29-Aug-16

Client:	Peachtree Environmental	**Client Sample ID:**	MW-19
Project Name:	TNB	**Collection Date:**	8/20/2016 4:30:00 PM
Lab ID:	1608I42-013	**Matrix:**	Groundwater

Analyses	Result	Reporting Limit	Qual	Units	BatchID	Dilution Factor	Date Analyzed	Analyst
TCL VOLATILE ORGANICS SW8260B				**(SW5030B)**				
1,1,1-Trichloroethane	BRL	5.0		ug/L	228571	1	08/24/2016 16:58	NP
1,1,2,2-Tetrachloroethane	BRL	5.0		ug/L	228571	1	08/24/2016 16:58	NP
1,1,2-Trichloroethane	BRL	5.0		ug/L	228571	1	08/24/2016 16:58	NP
1,1-Dichloroethane	BRL	5.0		ug/L	228571	1	08/24/2016 16:58	NP
1,1-Dichloroethene	BRL	5.0		ug/L	228571	1	08/24/2016 16:58	NP
1,2,4-Trichlorobenzene	BRL	5.0		ug/L	228571	1	08/24/2016 16:58	NP
1,2-Dibromo-3-chloropropane	BRL	5.0		ug/L	228571	1	08/24/2016 16:58	NP
1,2-Dibromoethane	BRL	5.0		ug/L	228571	1	08/24/2016 16:58	NP
1,2-Dichlorobenzene	BRL	5.0		ug/L	228571	1	08/24/2016 16:58	NP
1,2-Dichloroethane	BRL	5.0		ug/L	228571	1	08/24/2016 16:58	NP
1,2-Dichloropropane	BRL	5.0		ug/L	228571	1	08/24/2016 16:58	NP
1,3-Dichlorobenzene	BRL	5.0		ug/L	228571	1	08/24/2016 16:58	NP
1,4-Dichlorobenzene	BRL	5.0		ug/L	228571	1	08/24/2016 16:58	NP
2-Butanone	BRL	50		ug/L	228571	1	08/24/2016 16:58	NP
2-Hexanone	BRL	10		ug/L	228571	1	08/24/2016 16:58	NP
4-Methyl-2-pentanone	BRL	10		ug/L	228571	1	08/24/2016 16:58	NP
Acetone	BRL	50		ug/L	228571	1	08/24/2016 16:58	NP
Benzene	BRL	5.0		ug/L	228571	1	08/24/2016 16:58	NP
Bromodichloromethane	BRL	5.0		ug/L	228571	1	08/24/2016 16:58	NP
Bromoform	BRL	5.0		ug/L	228571	1	08/24/2016 16:58	NP
Bromomethane	BRL	5.0		ug/L	228571	1	08/24/2016 16:58	NP
Carbon disulfide	BRL	5.0		ug/L	228571	1	08/24/2016 16:58	NP
Carbon tetrachloride	BRL	5.0		ug/L	228571	1	08/24/2016 16:58	NP
Chlorobenzene	BRL	5.0		ug/L	228571	1	08/24/2016 16:58	NP
Chloroethane	BRL	10		ug/L	228571	1	08/24/2016 16:58	NP
Chloroform	BRL	5.0		ug/L	228571	1	08/24/2016 16:58	NP
Chloromethane	BRL	3.0		ug/L	228571	1	08/24/2016 16:58	NP
cis-1,2-Dichloroethene	7.9	5.0		ug/L	228571	1	08/24/2016 16:58	NP
cis-1,3-Dichloropropene	BRL	5.0		ug/L	228571	1	08/24/2016 16:58	NP
Cyclohexane	BRL	5.0		ug/L	228571	1	08/24/2016 16:58	NP
Dibromochloromethane	BRL	5.0		ug/L	228571	1	08/24/2016 16:58	NP
Dichlorodifluoromethane	BRL	10		ug/L	228571	1	08/24/2016 16:58	NP
Ethylbenzene	BRL	5.0		ug/L	228571	1	08/24/2016 16:58	NP
Freon-113	BRL	10		ug/L	228571	1	08/24/2016 16:58	NP
Isopropylbenzene	BRL	5.0		ug/L	228571	1	08/24/2016 16:58	NP
m,p-Xylene	BRL	5.0		ug/L	228571	1	08/24/2016 16:58	NP
Methyl acetate	BRL	5.0		ug/L	228571	1	08/24/2016 16:58	NP
Methyl tert-butyl ether	BRL	5.0		ug/L	228571	1	08/24/2016 16:58	NP
Methylcyclohexane	BRL	5.0		ug/L	228571	1	08/24/2016 16:58	NP
Methylene chloride	BRL	5.0		ug/L	228571	1	08/24/2016 16:58	NP
o-Xylene	BRL	5.0		ug/L	228571	1	08/24/2016 16:58	NP

Qualifiers:

*	Value exceeds maximum contaminant level	E	Estimated (value above quantitation range)
BRL	Below reporting limit	S	Spike Recovery outside limits due to matrix
H	Holding times for preparation or analysis exceeded	Narr	See case narrative
N	Analyte not NELAC certified	NC	Not confirmed
B	Analyte detected in the associated method blank	<	Less than Result value
>	Greater than Result value	J	Estimated value detected below Reporting Limit

Analytical Environmental Services, Inc **Date:** 29-Aug-16

Client:	Peachtree Environmental	**Client Sample ID:**	MW-19
Project Name:	TNB	**Collection Date:**	8/20/2016 4:30:00 PM
Lab ID:	1608I42-013	**Matrix:**	Groundwater

Analyses	Result	Reporting Limit	Qual	Units	BatchID	Dilution Factor	Date Analyzed	Analyst
TCL VOLATILE ORGANICS SW8260B				**(SW5030B)**				
Styrene	BRL	5.0		ug/L	228571	1	08/24/2016 16:58	NP
Tetrachloroethene	3700	250		ug/L	228571	50	08/24/2016 18:09	NP
Toluene	BRL	5.0		ug/L	228571	1	08/24/2016 16:58	NP
trans-1,2-Dichloroethene	BRL	5.0		ug/L	228571	1	08/24/2016 16:58	NP
trans-1,3-Dichloropropene	BRL	5.0		ug/L	228571	1	08/24/2016 16:58	NP
Trichloroethene	13	5.0		ug/L	228571	1	08/24/2016 16:58	NP
Trichlorofluoromethane	BRL	5.0		ug/L	228571	1	08/24/2016 16:58	NP
Vinyl chloride	BRL	2.0		ug/L	228571	1	08/24/2016 16:58	NP
Surr: 4-Bromofluorobenzene	99.6	70.7-125		%REC	228571	50	08/24/2016 18:09	NP
Surr: 4-Bromofluorobenzene	93.3	70.7-125		%REC	228571	1	08/24/2016 16:58	NP
Surr: Dibromofluoromethane	101	82.2-120		%REC	228571	50	08/24/2016 18:09	NP
Surr: Dibromofluoromethane	106	82.2-120		%REC	228571	1	08/24/2016 16:58	NP
Surr: Toluene-d8	93.3	81.8-120		%REC	228571	50	08/24/2016 18:09	NP
Surr: Toluene-d8	98.6	81.8-120		%REC	228571	1	08/24/2016 16:58	NP

Qualifiers:

*	Value exceeds maximum contaminant level	E	Estimated (value above quantitation range)
BRL	Below reporting limit	S	Spike Recovery outside limits due to matrix
H	Holding times for preparation or analysis exceeded	Narr	See case narrative
N	Analyte not NELAC certified	NC	Not confirmed
B	Analyte detected in the associated method blank	<	Less than Result value
>	Greater than Result value	J	Estimated value detected below Reporting Limit

Analytical Environmental Services, Inc **Date:** 29-Aug-16

Client:	Peachtree Environmental	**Client Sample ID:**	MW-20
Project Name:	TNB	**Collection Date:**	8/21/2016 8:34:00 AM
Lab ID:	1608I42-014	**Matrix:**	Groundwater

Analyses	Result	Reporting Limit	Qual	Units	BatchID	Dilution Factor	Date Analyzed	Analyst
TCL VOLATILE ORGANICS SW8260B				**(SW5030B)**				
1,1,1-Trichloroethane	BRL	5.0		ug/L	228571	1	08/24/2016 18:36	NP
1,1,2,2-Tetrachloroethane	BRL	5.0		ug/L	228571	1	08/24/2016 18:36	NP
1,1,2-Trichloroethane	BRL	5.0		ug/L	228571	1	08/24/2016 18:36	NP
1,1-Dichloroethane	BRL	5.0		ug/L	228571	1	08/24/2016 18:36	NP
1,1-Dichloroethene	BRL	5.0		ug/L	228571	1	08/24/2016 18:36	NP
1,2,4-Trichlorobenzene	BRL	5.0		ug/L	228571	1	08/24/2016 18:36	NP
1,2-Dibromo-3-chloropropane	BRL	5.0		ug/L	228571	1	08/24/2016 18:36	NP
1,2-Dibromoethane	BRL	5.0		ug/L	228571	1	08/24/2016 18:36	NP
1,2-Dichlorobenzene	BRL	5.0		ug/L	228571	1	08/24/2016 18:36	NP
1,2-Dichloroethane	BRL	5.0		ug/L	228571	1	08/24/2016 18:36	NP
1,2-Dichloropropane	BRL	5.0		ug/L	228571	1	08/24/2016 18:36	NP
1,3-Dichlorobenzene	BRL	5.0		ug/L	228571	1	08/24/2016 18:36	NP
1,4-Dichlorobenzene	BRL	5.0		ug/L	228571	1	08/24/2016 18:36	NP
2-Butanone	BRL	50		ug/L	228571	1	08/24/2016 18:36	NP
2-Hexanone	BRL	10		ug/L	228571	1	08/24/2016 18:36	NP
4-Methyl-2-pentanone	BRL	10		ug/L	228571	1	08/24/2016 18:36	NP
Acetone	BRL	50		ug/L	228571	1	08/24/2016 18:36	NP
Benzene	BRL	5.0		ug/L	228571	1	08/24/2016 18:36	NP
Bromodichloromethane	BRL	5.0		ug/L	228571	1	08/24/2016 18:36	NP
Bromoform	BRL	5.0		ug/L	228571	1	08/24/2016 18:36	NP
Bromomethane	BRL	5.0		ug/L	228571	1	08/24/2016 18:36	NP
Carbon disulfide	BRL	5.0		ug/L	228571	1	08/24/2016 18:36	NP
Carbon tetrachloride	BRL	5.0		ug/L	228571	1	08/24/2016 18:36	NP
Chlorobenzene	BRL	5.0		ug/L	228571	1	08/24/2016 18:36	NP
Chloroethane	BRL	10		ug/L	228571	1	08/24/2016 18:36	NP
Chloroform	BRL	5.0		ug/L	228571	1	08/24/2016 18:36	NP
Chloromethane	BRL	3.0		ug/L	228571	1	08/24/2016 18:36	NP
cis-1,2-Dichloroethene	BRL	5.0		ug/L	228571	1	08/24/2016 18:36	NP
cis-1,3-Dichloropropene	BRL	5.0		ug/L	228571	1	08/24/2016 18:36	NP
Cyclohexane	BRL	5.0		ug/L	228571	1	08/24/2016 18:36	NP
Dibromochloromethane	BRL	5.0		ug/L	228571	1	08/24/2016 18:36	NP
Dichlorodifluoromethane	BRL	10		ug/L	228571	1	08/24/2016 18:36	NP
Ethylbenzene	BRL	5.0		ug/L	228571	1	08/24/2016 18:36	NP
Freon-113	BRL	10		ug/L	228571	1	08/24/2016 18:36	NP
Isopropylbenzene	BRL	5.0		ug/L	228571	1	08/24/2016 18:36	NP
m,p-Xylene	BRL	5.0		ug/L	228571	1	08/24/2016 18:36	NP
Methyl acetate	BRL	5.0		ug/L	228571	1	08/24/2016 18:36	NP
Methyl tert-butyl ether	BRL	5.0		ug/L	228571	1	08/24/2016 18:36	NP
Methylcyclohexane	BRL	5.0		ug/L	228571	1	08/24/2016 18:36	NP
Methylene chloride	BRL	5.0		ug/L	228571	1	08/24/2016 18:36	NP
o-Xylene	BRL	5.0		ug/L	228571	1	08/24/2016 18:36	NP

Qualifiers:

*	Value exceeds maximum contaminant level	E	Estimated (value above quantitation range)
BRL	Below reporting limit	S	Spike Recovery outside limits due to matrix
H	Holding times for preparation or analysis exceeded	Narr	See case narrative
N	Analyte not NELAC certified	NC	Not confirmed
B	Analyte detected in the associated method blank	<	Less than Result value
>	Greater than Result value	J	Estimated value detected below Reporting Limit

Analytical Environmental Services, Inc **Date:** 29-Aug-16

Client:	Peachtree Environmental	**Client Sample ID:**	MW-20
Project Name:	TNB	**Collection Date:**	8/21/2016 8:34:00 AM
Lab ID:	1608I42-014	**Matrix:**	Groundwater

Analyses	Result	Reporting Limit	Qual	Units	BatchID	Dilution Factor	Date Analyzed	Analyst
TCL VOLATILE ORGANICS SW8260B				**(SW5030B)**				
Styrene	BRL	5.0		ug/L	228571	1	08/24/2016 18:36	NP
Tetrachloroethene	14	5.0		ug/L	228571	1	08/24/2016 18:36	NP
Toluene	BRL	5.0		ug/L	228571	1	08/24/2016 18:36	NP
trans-1,2-Dichloroethene	BRL	5.0		ug/L	228571	1	08/24/2016 18:36	NP
trans-1,3-Dichloropropene	BRL	5.0		ug/L	228571	1	08/24/2016 18:36	NP
Trichloroethene	BRL	5.0		ug/L	228571	1	08/24/2016 18:36	NP
Trichlorofluoromethane	BRL	5.0		ug/L	228571	1	08/24/2016 18:36	NP
Vinyl chloride	BRL	2.0		ug/L	228571	1	08/24/2016 18:36	NP
Surr: 4-Bromofluorobenzene	94.5	70.7-125		%REC	228571	1	08/24/2016 18:36	NP
Surr: Dibromofluoromethane	101	82.2-120		%REC	228571	1	08/24/2016 18:36	NP
Surr: Toluene-d8	95	81.8-120		%REC	228571	1	08/24/2016 18:36	NP

Qualifiers:

*	Value exceeds maximum contaminant level	E	Estimated (value above quantitation range)
BRL	Below reporting limit	S	Spike Recovery outside limits due to matrix
H	Holding times for preparation or analysis exceeded	Narr	See case narrative
N	Analyte not NELAC certified	NC	Not confirmed
B	Analyte detected in the associated method blank	<	Less than Result value
>	Greater than Result value	J	Estimated value detected below Reporting Limit

Analytical Environmental Services, Inc **Date:** 29-Aug-16

Client:	Peachtree Environmental	**Client Sample ID:**	MW-21
Project Name:	TNB	**Collection Date:**	8/21/2016 9:47:00 AM
Lab ID:	1608I42-015	**Matrix:**	Groundwater

Analyses	Result	Reporting Limit	Qual	Units	BatchID	Dilution Factor	Date Analyzed	Analyst
TCL VOLATILE ORGANICS SW8260B				**(SW5030B)**				
1,1,1-Trichloroethane	BRL	5.0		ug/L	228571	1	08/24/2016 18:55	NP
1,1,2,2-Tetrachloroethane	BRL	5.0		ug/L	228571	1	08/24/2016 18:55	NP
1,1,2-Trichloroethane	BRL	5.0		ug/L	228571	1	08/24/2016 18:55	NP
1,1-Dichloroethane	BRL	5.0		ug/L	228571	1	08/24/2016 18:55	NP
1,1-Dichloroethene	BRL	5.0		ug/L	228571	1	08/24/2016 18:55	NP
1,2,4-Trichlorobenzene	BRL	5.0		ug/L	228571	1	08/24/2016 18:55	NP
1,2-Dibromo-3-chloropropane	BRL	5.0		ug/L	228571	1	08/24/2016 18:55	NP
1,2-Dibromoethane	BRL	5.0		ug/L	228571	1	08/24/2016 18:55	NP
1,2-Dichlorobenzene	BRL	5.0		ug/L	228571	1	08/24/2016 18:55	NP
1,2-Dichloroethane	BRL	5.0		ug/L	228571	1	08/24/2016 18:55	NP
1,2-Dichloropropane	BRL	5.0		ug/L	228571	1	08/24/2016 18:55	NP
1,3-Dichlorobenzene	BRL	5.0		ug/L	228571	1	08/24/2016 18:55	NP
1,4-Dichlorobenzene	BRL	5.0		ug/L	228571	1	08/24/2016 18:55	NP
2-Butanone	BRL	50		ug/L	228571	1	08/24/2016 18:55	NP
2-Hexanone	BRL	10		ug/L	228571	1	08/24/2016 18:55	NP
4-Methyl-2-pentanone	BRL	10		ug/L	228571	1	08/24/2016 18:55	NP
Acetone	BRL	50		ug/L	228571	1	08/24/2016 18:55	NP
Benzene	22	5.0		ug/L	228571	1	08/24/2016 18:55	NP
Bromodichloromethane	BRL	5.0		ug/L	228571	1	08/24/2016 18:55	NP
Bromoform	BRL	5.0		ug/L	228571	1	08/24/2016 18:55	NP
Bromomethane	BRL	5.0		ug/L	228571	1	08/24/2016 18:55	NP
Carbon disulfide	BRL	5.0		ug/L	228571	1	08/24/2016 18:55	NP
Carbon tetrachloride	BRL	5.0		ug/L	228571	1	08/24/2016 18:55	NP
Chlorobenzene	BRL	5.0		ug/L	228571	1	08/24/2016 18:55	NP
Chloroethane	BRL	10		ug/L	228571	1	08/24/2016 18:55	NP
Chloroform	BRL	5.0		ug/L	228571	1	08/24/2016 18:55	NP
Chloromethane	BRL	3.0		ug/L	228571	1	08/24/2016 18:55	NP
cis-1,2-Dichloroethene	280	250		ug/L	228571	50	08/24/2016 15:43	NP
cis-1,3-Dichloropropene	BRL	5.0		ug/L	228571	1	08/24/2016 18:55	NP
Cyclohexane	27	5.0		ug/L	228571	1	08/24/2016 18:55	NP
Dibromochloromethane	BRL	5.0		ug/L	228571	1	08/24/2016 18:55	NP
Dichlorodifluoromethane	BRL	10		ug/L	228571	1	08/24/2016 18:55	NP
Ethylbenzene	480	250		ug/L	228571	50	08/24/2016 15:43	NP
Freon-113	BRL	10		ug/L	228571	1	08/24/2016 18:55	NP
Isopropylbenzene	32	5.0		ug/L	228571	1	08/24/2016 18:55	NP
m,p-Xylene	760	250		ug/L	228571	50	08/24/2016 15:43	NP
Methyl acetate	BRL	5.0		ug/L	228571	1	08/24/2016 18:55	NP
Methyl tert-butyl ether	BRL	5.0		ug/L	228571	1	08/24/2016 18:55	NP
Methylcyclohexane	72	5.0		ug/L	228571	1	08/24/2016 18:55	NP
Methylene chloride	BRL	5.0		ug/L	228571	1	08/24/2016 18:55	NP
o-Xylene	20	5.0		ug/L	228571	1	08/24/2016 18:55	NP

Qualifiers:

*	Value exceeds maximum contaminant level	E	Estimated (value above quantitation range)
BRL	Below reporting limit	S	Spike Recovery outside limits due to matrix
H	Holding times for preparation or analysis exceeded	Narr	See case narrative
N	Analyte not NELAC certified	NC	Not confirmed
B	Analyte detected in the associated method blank	<	Less than Result value
>	Greater than Result value	J	Estimated value detected below Reporting Limit

Analytical Environmental Services, Inc **Date:** 29-Aug-16

Client:	Peachtree Environmental	**Client Sample ID:**	MW-21
Project Name:	TNB	**Collection Date:**	8/21/2016 9:47:00 AM
Lab ID:	1608I42-015	**Matrix:**	Groundwater

Analyses	Result	Reporting Limit	Qual	Units	BatchID	Dilution Factor	Date Analyzed	Analyst
TCL VOLATILE ORGANICS SW8260B				**(SW5030B)**				
Styrene	BRL	5.0		ug/L	228571	1	08/24/2016 18:55	NP
Tetrachloroethene	BRL	5.0		ug/L	228571	1	08/24/2016 18:55	NP
Toluene	27	5.0		ug/L	228571	1	08/24/2016 18:55	NP
trans-1,2-Dichloroethene	6.4	5.0		ug/L	228571	1	08/24/2016 18:55	NP
trans-1,3-Dichloropropene	BRL	5.0		ug/L	228571	1	08/24/2016 18:55	NP
Trichloroethene	26	5.0		ug/L	228571	1	08/24/2016 18:55	NP
Trichlorofluoromethane	BRL	5.0		ug/L	228571	1	08/24/2016 18:55	NP
Vinyl chloride	BRL	2.0		ug/L	228571	1	08/24/2016 18:55	NP
Surr: 4-Bromofluorobenzene	91.3	70.7-125		%REC	228571	50	08/24/2016 15:43	NP
Surr: 4-Bromofluorobenzene	95.6	70.7-125		%REC	228571	1	08/24/2016 18:55	NP
Surr: Dibromofluoromethane	107	82.2-120		%REC	228571	50	08/24/2016 15:43	NP
Surr: Dibromofluoromethane	107	82.2-120		%REC	228571	1	08/24/2016 18:55	NP
Surr: Toluene-d8	98.7	81.8-120		%REC	228571	50	08/24/2016 15:43	NP
Surr: Toluene-d8	101	81.8-120		%REC	228571	1	08/24/2016 18:55	NP

Qualifiers:

*	Value exceeds maximum contaminant level	E	Estimated (value above quantitation range)
BRL	Below reporting limit	S	Spike Recovery outside limits due to matrix
H	Holding times for preparation or analysis exceeded	Narr	See case narrative
N	Analyte not NELAC certified	NC	Not confirmed
B	Analyte detected in the associated method blank	<	Less than Result value
>	Greater than Result value	J	Estimated value detected below Reporting Limit

Analytical Environmental Services, Inc **Date:** 29-Aug-16

Client:	Peachtree Environmental	**Client Sample ID:**	MW-22
Project Name:	TNB	**Collection Date:**	8/21/2016 12:00:00 PM
Lab ID:	1608I42-016	**Matrix:**	Groundwater

Analyses	Result	Reporting Limit	Qual	Units	BatchID	Dilution Factor	Date Analyzed	Analyst
TCL VOLATILE ORGANICS SW8260B				**(SW5030B)**				
1,1,1-Trichloroethane	BRL	5.0		ug/L	228571	1	08/24/2016 17:44	NP
1,1,2,2-Tetrachloroethane	BRL	5.0		ug/L	228571	1	08/24/2016 17:44	NP
1,1,2-Trichloroethane	BRL	5.0		ug/L	228571	1	08/24/2016 17:44	NP
1,1-Dichloroethane	BRL	5.0		ug/L	228571	1	08/24/2016 17:44	NP
1,1-Dichloroethene	BRL	5.0		ug/L	228571	1	08/24/2016 17:44	NP
1,2,4-Trichlorobenzene	BRL	5.0		ug/L	228571	1	08/24/2016 17:44	NP
1,2-Dibromo-3-chloropropane	BRL	5.0		ug/L	228571	1	08/24/2016 17:44	NP
1,2-Dibromoethane	BRL	5.0		ug/L	228571	1	08/24/2016 17:44	NP
1,2-Dichlorobenzene	BRL	5.0		ug/L	228571	1	08/24/2016 17:44	NP
1,2-Dichloroethane	BRL	5.0		ug/L	228571	1	08/24/2016 17:44	NP
1,2-Dichloropropane	BRL	5.0		ug/L	228571	1	08/24/2016 17:44	NP
1,3-Dichlorobenzene	BRL	5.0		ug/L	228571	1	08/24/2016 17:44	NP
1,4-Dichlorobenzene	BRL	5.0		ug/L	228571	1	08/24/2016 17:44	NP
2-Butanone	BRL	50		ug/L	228571	1	08/24/2016 17:44	NP
2-Hexanone	BRL	10		ug/L	228571	1	08/24/2016 17:44	NP
4-Methyl-2-pentanone	BRL	10		ug/L	228571	1	08/24/2016 17:44	NP
Acetone	BRL	50		ug/L	228571	1	08/24/2016 17:44	NP
Benzene	BRL	5.0		ug/L	228571	1	08/24/2016 17:44	NP
Bromodichloromethane	BRL	5.0		ug/L	228571	1	08/24/2016 17:44	NP
Bromoform	BRL	5.0		ug/L	228571	1	08/24/2016 17:44	NP
Bromomethane	BRL	5.0		ug/L	228571	1	08/24/2016 17:44	NP
Carbon disulfide	BRL	5.0		ug/L	228571	1	08/24/2016 17:44	NP
Carbon tetrachloride	BRL	5.0		ug/L	228571	1	08/24/2016 17:44	NP
Chlorobenzene	BRL	5.0		ug/L	228571	1	08/24/2016 17:44	NP
Chloroethane	BRL	10		ug/L	228571	1	08/24/2016 17:44	NP
Chloroform	BRL	5.0		ug/L	228571	1	08/24/2016 17:44	NP
Chloromethane	BRL	3.0		ug/L	228571	1	08/24/2016 17:44	NP
cis-1,2-Dichloroethene	76	5.0		ug/L	228571	1	08/24/2016 17:44	NP
cis-1,3-Dichloropropene	BRL	5.0		ug/L	228571	1	08/24/2016 17:44	NP
Cyclohexane	BRL	5.0		ug/L	228571	1	08/24/2016 17:44	NP
Dibromochloromethane	BRL	5.0		ug/L	228571	1	08/24/2016 17:44	NP
Dichlorodifluoromethane	BRL	10		ug/L	228571	1	08/24/2016 17:44	NP
Ethylbenzene	BRL	5.0		ug/L	228571	1	08/24/2016 17:44	NP
Freon-113	BRL	10		ug/L	228571	1	08/24/2016 17:44	NP
Isopropylbenzene	BRL	5.0		ug/L	228571	1	08/24/2016 17:44	NP
m,p-Xylene	BRL	5.0		ug/L	228571	1	08/24/2016 17:44	NP
Methyl acetate	BRL	5.0		ug/L	228571	1	08/24/2016 17:44	NP
Methyl tert-butyl ether	BRL	5.0		ug/L	228571	1	08/24/2016 17:44	NP
Methylcyclohexane	BRL	5.0		ug/L	228571	1	08/24/2016 17:44	NP
Methylene chloride	BRL	5.0		ug/L	228571	1	08/24/2016 17:44	NP
o-Xylene	BRL	5.0		ug/L	228571	1	08/24/2016 17:44	NP

Qualifiers:

*	Value exceeds maximum contaminant level	E	Estimated (value above quantitation range)
BRL	Below reporting limit	S	Spike Recovery outside limits due to matrix
H	Holding times for preparation or analysis exceeded	Narr	See case narrative
N	Analyte not NELAC certified	NC	Not confirmed
B	Analyte detected in the associated method blank	<	Less than Result value
>	Greater than Result value	J	Estimated value detected below Reporting Limit

Analytical Environmental Services, Inc **Date:** 29-Aug-16

Client:	Peachtree Environmental	**Client Sample ID:**	MW-22
Project Name:	TNB	**Collection Date:**	8/21/2016 12:00:00 PM
Lab ID:	1608I42-016	**Matrix:**	Groundwater

Analyses	Result	Reporting Limit	Qual	Units	BatchID	Dilution Factor	Date Analyzed	Analyst
TCL VOLATILE ORGANICS SW8260B				**(SW5030B)**				
Styrene	BRL	5.0		ug/L	228571	1	08/24/2016 17:44	NP
Tetrachloroethene	66	5.0		ug/L	228571	1	08/24/2016 17:44	NP
Toluene	BRL	5.0		ug/L	228571	1	08/24/2016 17:44	NP
trans-1,2-Dichloroethene	BRL	5.0		ug/L	228571	1	08/24/2016 17:44	NP
trans-1,3-Dichloropropene	BRL	5.0		ug/L	228571	1	08/24/2016 17:44	NP
Trichloroethene	12	5.0		ug/L	228571	1	08/24/2016 17:44	NP
Trichlorofluoromethane	BRL	5.0		ug/L	228571	1	08/24/2016 17:44	NP
Vinyl chloride	BRL	2.0		ug/L	228571	1	08/24/2016 17:44	NP
Surr: 4-Bromofluorobenzene	91.1	70.7-125		%REC	228571	1	08/24/2016 17:44	NP
Surr: Dibromofluoromethane	108	82.2-120		%REC	228571	1	08/24/2016 17:44	NP
Surr: Toluene-d8	100	81.8-120		%REC	228571	1	08/24/2016 17:44	NP

Qualifiers:

*	Value exceeds maximum contaminant level	E	Estimated (value above quantitation range)
BRL	Below reporting limit	S	Spike Recovery outside limits due to matrix
H	Holding times for preparation or analysis exceeded	Narr	See case narrative
N	Analyte not NELAC certified	NC	Not confirmed
B	Analyte detected in the associated method blank	<	Less than Result value
>	Greater than Result value	J	Estimated value detected below Reporting Limit

Analytical Environmental Services, Inc **Date:** 29-Aug-16

Client:	Peachtree Environmental	**Client Sample ID:**	MW-23
Project Name:	TNB	**Collection Date:**	8/21/2016 2:32:00 PM
Lab ID:	1608I42-017	**Matrix:**	Groundwater

Analyses	Result	Reporting Limit	Qual	Units	BatchID	Dilution Factor	Date Analyzed	Analyst
TCL VOLATILE ORGANICS SW8260B				**(SW5030B)**				
1,1,1-Trichloroethane	BRL	5.0		ug/L	228571	1	08/24/2016 18:08	NP
1,1,2,2-Tetrachloroethane	BRL	5.0		ug/L	228571	1	08/24/2016 18:08	NP
1,1,2-Trichloroethane	BRL	5.0		ug/L	228571	1	08/24/2016 18:08	NP
1,1-Dichloroethane	BRL	5.0		ug/L	228571	1	08/24/2016 18:08	NP
1,1-Dichloroethene	BRL	5.0		ug/L	228571	1	08/24/2016 18:08	NP
1,2,4-Trichlorobenzene	BRL	5.0		ug/L	228571	1	08/24/2016 18:08	NP
1,2-Dibromo-3-chloropropane	BRL	5.0		ug/L	228571	1	08/24/2016 18:08	NP
1,2-Dibromoethane	BRL	5.0		ug/L	228571	1	08/24/2016 18:08	NP
1,2-Dichlorobenzene	BRL	5.0		ug/L	228571	1	08/24/2016 18:08	NP
1,2-Dichloroethane	BRL	5.0		ug/L	228571	1	08/24/2016 18:08	NP
1,2-Dichloropropane	BRL	5.0		ug/L	228571	1	08/24/2016 18:08	NP
1,3-Dichlorobenzene	BRL	5.0		ug/L	228571	1	08/24/2016 18:08	NP
1,4-Dichlorobenzene	BRL	5.0		ug/L	228571	1	08/24/2016 18:08	NP
2-Butanone	BRL	50		ug/L	228571	1	08/24/2016 18:08	NP
2-Hexanone	BRL	10		ug/L	228571	1	08/24/2016 18:08	NP
4-Methyl-2-pentanone	BRL	10		ug/L	228571	1	08/24/2016 18:08	NP
Acetone	BRL	50		ug/L	228571	1	08/24/2016 18:08	NP
Benzene	BRL	5.0		ug/L	228571	1	08/24/2016 18:08	NP
Bromodichloromethane	BRL	5.0		ug/L	228571	1	08/24/2016 18:08	NP
Bromoform	BRL	5.0		ug/L	228571	1	08/24/2016 18:08	NP
Bromomethane	BRL	5.0		ug/L	228571	1	08/24/2016 18:08	NP
Carbon disulfide	BRL	5.0		ug/L	228571	1	08/24/2016 18:08	NP
Carbon tetrachloride	BRL	5.0		ug/L	228571	1	08/24/2016 18:08	NP
Chlorobenzene	BRL	5.0		ug/L	228571	1	08/24/2016 18:08	NP
Chloroethane	BRL	10		ug/L	228571	1	08/24/2016 18:08	NP
Chloroform	BRL	5.0		ug/L	228571	1	08/24/2016 18:08	NP
Chloromethane	BRL	3.0		ug/L	228571	1	08/24/2016 18:08	NP
cis-1,2-Dichloroethene	13	5.0		ug/L	228571	1	08/24/2016 18:08	NP
cis-1,3-Dichloropropene	BRL	5.0		ug/L	228571	1	08/24/2016 18:08	NP
Cyclohexane	BRL	5.0		ug/L	228571	1	08/24/2016 18:08	NP
Dibromochloromethane	BRL	5.0		ug/L	228571	1	08/24/2016 18:08	NP
Dichlorodifluoromethane	BRL	10		ug/L	228571	1	08/24/2016 18:08	NP
Ethylbenzene	31	5.0		ug/L	228571	1	08/24/2016 18:08	NP
Freon-113	BRL	10		ug/L	228571	1	08/24/2016 18:08	NP
Isopropylbenzene	BRL	5.0		ug/L	228571	1	08/24/2016 18:08	NP
m,p-Xylene	86	5.0		ug/L	228571	1	08/24/2016 18:08	NP
Methyl acetate	BRL	5.0		ug/L	228571	1	08/24/2016 18:08	NP
Methyl tert-butyl ether	BRL	5.0		ug/L	228571	1	08/24/2016 18:08	NP
Methylcyclohexane	24	5.0		ug/L	228571	1	08/24/2016 18:08	NP
Methylene chloride	BRL	5.0		ug/L	228571	1	08/24/2016 18:08	NP
o-Xylene	25	5.0		ug/L	228571	1	08/24/2016 18:08	NP

Qualifiers:

*	Value exceeds maximum contaminant level	E	Estimated (value above quantitation range)
BRL	Below reporting limit	S	Spike Recovery outside limits due to matrix
H	Holding times for preparation or analysis exceeded	Narr	See case narrative
N	Analyte not NELAC certified	NC	Not confirmed
B	Analyte detected in the associated method blank	<	Less than Result value
>	Greater than Result value	J	Estimated value detected below Reporting Limit

Analytical Environmental Services, Inc **Date:** 29-Aug-16

Client:	Peachtree Environmental	**Client Sample ID:**	MW-23
Project Name:	TNB	**Collection Date:**	8/21/2016 2:32:00 PM
Lab ID:	1608I42-017	**Matrix:**	Groundwater

Analyses	Result	Reporting Limit	Qual	Units	BatchID	Dilution Factor	Date Analyzed	Analyst
TCL VOLATILE ORGANICS SW8260B				**(SW5030B)**				
Styrene	BRL	5.0		ug/L	228571	1	08/24/2016 18:08	NP
Tetrachloroethene	17	5.0		ug/L	228571	1	08/24/2016 18:08	NP
Toluene	21	5.0		ug/L	228571	1	08/24/2016 18:08	NP
trans-1,2-Dichloroethene	BRL	5.0		ug/L	228571	1	08/24/2016 18:08	NP
trans-1,3-Dichloropropene	BRL	5.0		ug/L	228571	1	08/24/2016 18:08	NP
Trichloroethene	14	5.0		ug/L	228571	1	08/24/2016 18:08	NP
Trichlorofluoromethane	BRL	5.0		ug/L	228571	1	08/24/2016 18:08	NP
Vinyl chloride	BRL	2.0		ug/L	228571	1	08/24/2016 18:08	NP
Surr: 4-Bromofluorobenzene	91.9	70.7-125		%REC	228571	1	08/24/2016 18:08	NP
Surr: Dibromofluoromethane	108	82.2-120		%REC	228571	1	08/24/2016 18:08	NP
Surr: Toluene-d8	99.3	81.8-120		%REC	228571	1	08/24/2016 18:08	NP

Qualifiers:

*	Value exceeds maximum contaminant level	E	Estimated (value above quantitation range)
BRL	Below reporting limit	S	Spike Recovery outside limits due to matrix
H	Holding times for preparation or analysis exceeded	Narr	See case narrative
N	Analyte not NELAC certified	NC	Not confirmed
B	Analyte detected in the associated method blank	<	Less than Result value
>	Greater than Result value	J	Estimated value detected below Reporting Limit

Analytical Environmental Services, Inc **Date:** 29-Aug-16

Client:	Peachtree Environmental	**Client Sample ID:**	MW-24
Project Name:	TNB	**Collection Date:**	8/21/2016 4:27:00 PM
Lab ID:	1608I42-018	**Matrix:**	Groundwater

Analyses	Result	Reporting Limit	Qual	Units	BatchID	Dilution Factor	Date Analyzed	Analyst
TCL VOLATILE ORGANICS SW8260B				**(SW5030B)**				
1,1,1-Trichloroethane	BRL	5.0		ug/L	228571	1	08/24/2016 18:31	NP
1,1,2,2-Tetrachloroethane	BRL	5.0		ug/L	228571	1	08/24/2016 18:31	NP
1,1,2-Trichloroethane	BRL	5.0		ug/L	228571	1	08/24/2016 18:31	NP
1,1-Dichloroethane	BRL	5.0		ug/L	228571	1	08/24/2016 18:31	NP
1,1-Dichloroethene	BRL	5.0		ug/L	228571	1	08/24/2016 18:31	NP
1,2,4-Trichlorobenzene	BRL	5.0		ug/L	228571	1	08/24/2016 18:31	NP
1,2-Dibromo-3-chloropropane	BRL	5.0		ug/L	228571	1	08/24/2016 18:31	NP
1,2-Dibromoethane	BRL	5.0		ug/L	228571	1	08/24/2016 18:31	NP
1,2-Dichlorobenzene	BRL	5.0		ug/L	228571	1	08/24/2016 18:31	NP
1,2-Dichloroethane	BRL	5.0		ug/L	228571	1	08/24/2016 18:31	NP
1,2-Dichloropropane	BRL	5.0		ug/L	228571	1	08/24/2016 18:31	NP
1,3-Dichlorobenzene	BRL	5.0		ug/L	228571	1	08/24/2016 18:31	NP
1,4-Dichlorobenzene	BRL	5.0		ug/L	228571	1	08/24/2016 18:31	NP
2-Butanone	BRL	50		ug/L	228571	1	08/24/2016 18:31	NP
2-Hexanone	BRL	10		ug/L	228571	1	08/24/2016 18:31	NP
4-Methyl-2-pentanone	BRL	10		ug/L	228571	1	08/24/2016 18:31	NP
Acetone	BRL	50		ug/L	228571	1	08/24/2016 18:31	NP
Benzene	BRL	5.0		ug/L	228571	1	08/24/2016 18:31	NP
Bromodichloromethane	BRL	5.0		ug/L	228571	1	08/24/2016 18:31	NP
Bromoform	BRL	5.0		ug/L	228571	1	08/24/2016 18:31	NP
Bromomethane	BRL	5.0		ug/L	228571	1	08/24/2016 18:31	NP
Carbon disulfide	BRL	5.0		ug/L	228571	1	08/24/2016 18:31	NP
Carbon tetrachloride	BRL	5.0		ug/L	228571	1	08/24/2016 18:31	NP
Chlorobenzene	BRL	5.0		ug/L	228571	1	08/24/2016 18:31	NP
Chloroethane	BRL	10		ug/L	228571	1	08/24/2016 18:31	NP
Chloroform	BRL	5.0		ug/L	228571	1	08/24/2016 18:31	NP
Chloromethane	BRL	3.0		ug/L	228571	1	08/24/2016 18:31	NP
cis-1,2-Dichloroethene	BRL	5.0		ug/L	228571	1	08/24/2016 18:31	NP
cis-1,3-Dichloropropene	BRL	5.0		ug/L	228571	1	08/24/2016 18:31	NP
Cyclohexane	BRL	5.0		ug/L	228571	1	08/24/2016 18:31	NP
Dibromochloromethane	BRL	5.0		ug/L	228571	1	08/24/2016 18:31	NP
Dichlorodifluoromethane	BRL	10		ug/L	228571	1	08/24/2016 18:31	NP
Ethylbenzene	BRL	5.0		ug/L	228571	1	08/24/2016 18:31	NP
Freon-113	BRL	10		ug/L	228571	1	08/24/2016 18:31	NP
Isopropylbenzene	BRL	5.0		ug/L	228571	1	08/24/2016 18:31	NP
m,p-Xylene	BRL	5.0		ug/L	228571	1	08/24/2016 18:31	NP
Methyl acetate	BRL	5.0		ug/L	228571	1	08/24/2016 18:31	NP
Methyl tert-butyl ether	BRL	5.0		ug/L	228571	1	08/24/2016 18:31	NP
Methylcyclohexane	BRL	5.0		ug/L	228571	1	08/24/2016 18:31	NP
Methylene chloride	BRL	5.0		ug/L	228571	1	08/24/2016 18:31	NP
o-Xylene	BRL	5.0		ug/L	228571	1	08/24/2016 18:31	NP

Qualifiers:

*	Value exceeds maximum contaminant level	E	Estimated (value above quantitation range)
BRL	Below reporting limit	S	Spike Recovery outside limits due to matrix
H	Holding times for preparation or analysis exceeded	Narr	See case narrative
N	Analyte not NELAC certified	NC	Not confirmed
B	Analyte detected in the associated method blank	<	Less than Result value
>	Greater than Result value	J	Estimated value detected below Reporting Limit

Analytical Environmental Services, Inc **Date:** 29-Aug-16

Client:	Peachtree Environmental	**Client Sample ID:**	MW-24
Project Name:	TNB	**Collection Date:**	8/21/2016 4:27:00 PM
Lab ID:	1608I42-018	**Matrix:**	Groundwater

Analyses	Result	Reporting Limit	Qual	Units	BatchID	Dilution Factor	Date Analyzed	Analyst
TCL VOLATILE ORGANICS SW8260B				**(SW5030B)**				
Styrene	BRL	5.0		ug/L	228571	1	08/24/2016 18:31	NP
Tetrachloroethene	140	5.0		ug/L	228571	1	08/24/2016 18:31	NP
Toluene	BRL	5.0		ug/L	228571	1	08/24/2016 18:31	NP
trans-1,2-Dichloroethene	BRL	5.0		ug/L	228571	1	08/24/2016 18:31	NP
trans-1,3-Dichloropropene	BRL	5.0		ug/L	228571	1	08/24/2016 18:31	NP
Trichloroethene	BRL	5.0		ug/L	228571	1	08/24/2016 18:31	NP
Trichlorofluoromethane	BRL	5.0		ug/L	228571	1	08/24/2016 18:31	NP
Vinyl chloride	BRL	2.0		ug/L	228571	1	08/24/2016 18:31	NP
Surr: 4-Bromofluorobenzene	90.5	70.7-125		%REC	228571	1	08/24/2016 18:31	NP
Surr: Dibromofluoromethane	107	82.2-120		%REC	228571	1	08/24/2016 18:31	NP
Surr: Toluene-d8	97.7	81.8-120		%REC	228571	1	08/24/2016 18:31	NP

Qualifiers:

*	Value exceeds maximum contaminant level	E	Estimated (value above quantitation range)
BRL	Below reporting limit	S	Spike Recovery outside limits due to matrix
H	Holding times for preparation or analysis exceeded	Narr	See case narrative
N	Analyte not NELAC certified	NC	Not confirmed
B	Analyte detected in the associated method blank	<	Less than Result value
>	Greater than Result value	J	Estimated value detected below Reporting Limit

Analytical Environmental Services, Inc.

Sample/Cooler Receipt Checklist

Client Peachtree environmental Work Order Number 1608T42

Checklist completed by [signature] 8/22/16
Signature Date

Carrier name: FedEx __ UPS __ Courier __ Client ✓ US Mail __ Other _____

Shipping container/cooler in good condition? Yes ✓ No __ Not Present __

Custody seals intact on shipping container/cooler? Yes __ No __ Not Present ✓

Custody seals intact on sample bottles? Yes __ No __ Not Present ✓

Container/Temp Blank temperature in compliance? (0°≤6°C)* Yes ✓ No __

Cooler #1 4.0 Cooler #2 _____ Cooler #3 _____ Cooler #4 _____ Cooler#5 _____ Cooler #6 _____

Chain of custody present? Yes ✓ No __

Chain of custody signed when relinquished and received? Yes ✓ No __

Chain of custody agrees with sample labels? Yes __ No ✓

Samples in proper container/bottle? Yes ✓ No __

Sample containers intact? Yes ✓ No __

Sufficient sample volume for indicated test? Yes ✓ No __

All samples received within holding time? Yes ✓ No __

Was TAT marked on the COC? Yes ✓ No __

Proceed with Standard TAT as per project history? Yes __ No __ Not Applicable ✓

Water - VOA vials have zero headspace? No VOA vials submitted __ Yes ✓ No __

Water - pH acceptable upon receipt? Yes ✓ No __ Not Applicable __

Adjusted? _____ Checked by _____

Sample Condition: Good ✓ Other(Explain) _____

(For diffusive samples or AIHA lead) Is a known blank included? Yes __ No ✓

See Case Narrative for resolution of the Non-Conformance.

* Samples do not have to comply with the given range for certain parameters.

Client: Peachtree Environmental
Project Name: TNB
Workorder: 1608I42

ANALYTICAL QC SUMMARY REPORT

BatchID: 228426

Sample ID: **MB-228426** Client ID: Units: **ug/Kg** Prep Date: **08/22/2016** Run No: **323786**
SampleType: **MBLK** TestCode: **TCL VOLATILE ORGANICS SW8260B** BatchID: **228426** Analysis Date: **08/22/2016** Seq No: **7004390**

Analyte	Result	RPT Limit	SPK value	SPK Ref Val	%REC	Low Limit	High Limit	RPD Ref Val	%RPD	RPD Limit	Qual
1,1,1-Trichloroethane	BRL	5.0									
1,1,2,2-Tetrachloroethane	BRL	5.0									
1,1,2-Trichloroethane	BRL	5.0									
1,1-Dichloroethane	BRL	5.0									
1,1-Dichloroethene	BRL	5.0									
1,2,4-Trichlorobenzene	BRL	5.0									
1,2-Dibromo-3-chloropropane	BRL	5.0									
1,2-Dibromoethane	BRL	5.0									
1,2-Dichlorobenzene	BRL	5.0									
1,2-Dichloroethane	BRL	5.0									
1,2-Dichloropropane	BRL	5.0									
1,3-Dichlorobenzene	BRL	5.0									
1,4-Dichlorobenzene	BRL	5.0									
2-Butanone	BRL	50									
2-Hexanone	BRL	10									
4-Methyl-2-pentanone	BRL	10									
Acetone	BRL	100									
Benzene	BRL	5.0									
Bromodichloromethane	BRL	5.0									
Bromoform	BRL	5.0									
Bromomethane	BRL	5.0									
Carbon disulfide	BRL	10									
Carbon tetrachloride	BRL	5.0									
Chlorobenzene	BRL	5.0									
Chloroethane	BRL	10									
Chloroform	BRL	5.0									
Chloromethane	BRL	10									

Qualifiers:
> Greater than Result value
BRL Below reporting limit
J Estimated value detected below Reporting Limit
Rpt Lim Reporting Limit
< Less than Result value
E Estimated (value above quantitation range)
N Analyte not NELAC certified
S Spike Recovery outside limits due to matrix
B Analyte detected in the associated method blank
H Holding times for preparation or analysis exceeded
R RPD outside limits due to matrix

Client: Peachtree Environmental
Project Name: TNB
Workorder: 1608I42

ANALYTICAL QC SUMMARY REPORT

BatchID: 228426

Sample ID: **MB-228426** Client ID: Units: **ug/Kg** Prep Date: **08/22/2016** Run No: **323786**
SampleType: **MBLK** TestCode: **TCL VOLATILE ORGANICS SW8260B** BatchID: **228426** Analysis Date: **08/22/2016** Seq No: **7004390**

Analyte	Result	RPT Limit	SPK value	SPK Ref Val	%REC	Low Limit	High Limit	RPD Ref Val	%RPD	RPD Limit	Qual
cis-1,2-Dichloroethene	BRL	5.0									
cis-1,3-Dichloropropene	BRL	5.0									
Cyclohexane	BRL	5.0									
Dibromochloromethane	BRL	5.0									
Dichlorodifluoromethane	BRL	10									
Ethylbenzene	BRL	5.0									
Freon-113	BRL	10									
Isopropylbenzene	BRL	5.0									
m,p-Xylene	BRL	5.0									
Methyl acetate	BRL	5.0									
Methyl tert-butyl ether	BRL	5.0									
Methylcyclohexane	BRL	5.0									
Methylene chloride	BRL	20									
o-Xylene	BRL	5.0									
Styrene	BRL	5.0									
Tetrachloroethene	BRL	5.0									
Toluene	BRL	5.0									
trans-1,2-Dichloroethene	BRL	5.0									
trans-1,3-Dichloropropene	BRL	5.0									
Trichloroethene	BRL	5.0									
Trichlorofluoromethane	BRL	5.0									
Vinyl chloride	BRL	10									
Surr: 4-Bromofluorobenzene	46.98	0	50.00		94.0	70	128				
Surr: Dibromofluoromethane	49.13	0	50.00		98.3	78.2	128				
Surr: Toluene-d8	50.54	0	50.00		101	76.5	116				

Qualifiers:

>	Greater than Result value	<	Less than Result value	B	Analyte detected in the associated method blank
BRL	Below reporting limit	E	Estimated (value above quantitation range)	H	Holding times for preparation or analysis exceeded
J	Estimated value detected below Reporting Limit	N	Analyte not NELAC certified	R	RPD outside limits due to matrix
Rpt Lim	Reporting Limit	S	Spike Recovery outside limits due to matrix		

Client: Peachtree Environmental
Project Name: TNB
Workorder: 1608I42

ANALYTICAL QC SUMMARY REPORT

BatchID: 228426

Sample ID: **LCS-228426** Client ID: Units: **ug/Kg** Prep Date: **08/22/2016** Run No: **323786**
SampleType: **LCS** TestCode: **TCL VOLATILE ORGANICS SW8260B** BatchID: **228426** Analysis Date: **08/22/2016** Seq No: **7004389**

Analyte	Result	RPT Limit	SPK value	SPK Ref Val	%REC	Low Limit	High Limit	RPD Ref Val	%RPD	RPD Limit	Qual
1,1-Dichloroethene	43.35	5.0	50.00		86.7	69.9	145				
Benzene	41.10	5.0	50.00		82.2	72.3	130				
Chlorobenzene	41.00	5.0	50.00		82.0	69	130				
Toluene	41.83	5.0	50.00		83.7	71.1	130				
Trichloroethene	38.85	5.0	50.00		77.7	71.7	136				
Surr: 4-Bromofluorobenzene	47.51	0	50.00		95.0	70	128				
Surr: Dibromofluoromethane	46.56	0	50.00		93.1	78.2	128				
Surr: Toluene-d8	49.61	0	50.00		99.2	76.5	116				

Qualifiers:

>	Greater than Result value	<	Less than Result value	B	Analyte detected in the associated method blank
BRL	Below reporting limit	E	Estimated (value above quantitation range)	H	Holding times for preparation or analysis exceeded
J	Estimated value detected below Reporting Limit	N	Analyte not NELAC certified	R	RPD outside limits due to matrix
Rpt Lim	Reporting Limit	S	Spike Recovery outside limits due to matrix		

Client: Peachtree Environmental
Project Name: TNB
Workorder: 1608I42

ANALYTICAL QC SUMMARY REPORT

BatchID: 228472

Sample ID: **MB-228472** Client ID: Units: **ug/Kg** Prep Date: **08/22/2016** Run No: **323666**
SampleType: **MBLK** TestCode: **TCL VOLATILE ORGANICS SW8260B** BatchID: **228472** Analysis Date: **08/22/2016** Seq No: **7001711**

Analyte	Result	RPT Limit	SPK value	SPK Ref Val	%REC	Low Limit	High Limit	RPD Ref Val	%RPD	RPD Limit	Qual
1,1,1-Trichloroethane	BRL	250									
1,1,2,2-Tetrachloroethane	BRL	250									
1,1,2-Trichloroethane	BRL	250									
1,1-Dichloroethane	BRL	250									
1,1-Dichloroethene	BRL	250									
1,2,4-Trichlorobenzene	BRL	250									
1,2-Dibromo-3-chloropropane	BRL	250									
1,2-Dibromoethane	BRL	250									
1,2-Dichlorobenzene	BRL	250									
1,2-Dichloroethane	BRL	250									
1,2-Dichloropropane	BRL	250									
1,3-Dichlorobenzene	BRL	250									
1,4-Dichlorobenzene	BRL	250									
2-Butanone	BRL	2500									
2-Hexanone	BRL	500									
4-Methyl-2-pentanone	BRL	500									
Acetone	BRL	5000									
Benzene	BRL	250									
Bromodichloromethane	BRL	250									
Bromoform	BRL	250									
Bromomethane	BRL	250									
Carbon disulfide	BRL	500									
Carbon tetrachloride	BRL	250									
Chlorobenzene	BRL	250									
Chloroethane	BRL	500									
Chloroform	BRL	250									
Chloromethane	BRL	500									

Qualifiers:
> Greater than Result value
BRL Below reporting limit
J Estimated value detected below Reporting Limit
Rpt Lim Reporting Limit
< Less than Result value
E Estimated (value above quantitation range)
N Analyte not NELAC certified
S Spike Recovery outside limits due to matrix
B Analyte detected in the associated method blank
H Holding times for preparation or analysis exceeded
R RPD outside limits due to matrix

Client: Peachtree Environmental
Project Name: TNB
Workorder: 1608I42

ANALYTICAL QC SUMMARY REPORT

BatchID: 228472

Sample ID: **MB-228472** Client ID: Units: **ug/Kg** Prep Date: **08/22/2016** Run No: **323666**
SampleType: **MBLK** TestCode: **TCL VOLATILE ORGANICS SW8260B** BatchID: **228472** Analysis Date: **08/22/2016** Seq No: **7001711**

Analyte	Result	RPT Limit	SPK value	SPK Ref Val	%REC	Low Limit	High Limit	RPD Ref Val	%RPD	RPD Limit	Qual
cis-1,2-Dichloroethene	BRL	250									
cis-1,3-Dichloropropene	BRL	250									
Cyclohexane	BRL	250									
Dibromochloromethane	BRL	250									
Dichlorodifluoromethane	BRL	500									
Ethylbenzene	BRL	250									
Freon-113	BRL	500									
Isopropylbenzene	BRL	250									
m,p-Xylene	BRL	250									
Methyl acetate	BRL	250									
Methyl tert-butyl ether	BRL	250									
Methylcyclohexane	BRL	250									
Methylene chloride	BRL	1000									
o-Xylene	BRL	250									
Styrene	BRL	250									
Tetrachloroethene	BRL	250									
Toluene	BRL	250									
trans-1,2-Dichloroethene	BRL	250									
trans-1,3-Dichloropropene	BRL	250									
Trichloroethene	BRL	250									
Trichlorofluoromethane	BRL	250									
Vinyl chloride	BRL	500									
Surr: 4-Bromofluorobenzene	2176	0	2500		87.1	70	128				
Surr: Dibromofluoromethane	2630	0	2500		105	78.2	128				
Surr: Toluene-d8	2423	0	2500		96.9	76.5	116				

Qualifiers:

>	Greater than Result value	<	Less than Result value	B	Analyte detected in the associated method blank
BRL	Below reporting limit	E	Estimated (value above quantitation range)	H	Holding times for preparation or analysis exceeded
J	Estimated value detected below Reporting Limit	N	Analyte not NELAC certified	R	RPD outside limits due to matrix
Rpt Lim	Reporting Limit	S	Spike Recovery outside limits due to matrix		

Client: Peachtree Environmental
Project Name: TNB
Workorder: 1608I42

ANALYTICAL QC SUMMARY REPORT

BatchID: 228472

Sample ID: **LCS-228472** Client ID: Units: **ug/Kg** Prep Date: **08/22/2016** Run No: **323666**
SampleType: **LCS** TestCode: **TCL VOLATILE ORGANICS SW8260B** BatchID: **228472** Analysis Date: **08/22/2016** Seq No: **7001712**

Analyte	Result	RPT Limit	SPK value	SPK Ref Val	%REC	Low Limit	High Limit	RPD Ref Val	%RPD	RPD Limit	Qual
1,1-Dichloroethene	2476	250	2500		99.0	69.9	145				
Benzene	2592	250	2500		104	72.3	130				
Chlorobenzene	2688	250	2500		108	69	130				
Toluene	2604	250	2500		104	71.1	130				
Trichloroethene	2500	250	2500		100	71.7	136				
Surr: 4-Bromofluorobenzene	2168	0	2500		86.7	70	128				
Surr: Dibromofluoromethane	2673	0	2500		107	78.2	128				
Surr: Toluene-d8	2454	0	2500		98.2	76.5	116				

Sample ID: **1608I81-002AMS** Client ID: Units: **mg/Kg-dry** Prep Date: **08/22/2016** Run No: **323666**
SampleType: **MS** TestCode: **TCL VOLATILE ORGANICS SW8260B** BatchID: **228472** Analysis Date: **08/23/2016** Seq No: **7002109**

Analyte	Result	RPT Limit	SPK value	SPK Ref Val	%REC	Low Limit	High Limit	RPD Ref Val	%RPD	RPD Limit	Qual
1,1-Dichloroethene	14.49	1.7	17320		83.6	56.6	151				
Benzene	15.69	1.7	17320		90.5	70.4	130				
Chlorobenzene	16.42	1.7	17320		94.8	67.5	132				
Toluene	15.80	1.7	17320		91.2	70.4	130				
Trichloroethene	16.47	1.7	17320		95.0	70.1	137				
Surr: 4-Bromofluorobenzene	15.86	0	17320		91.5	70	128				
Surr: Dibromofluoromethane	18.48	0	17320		107	78.2	128				
Surr: Toluene-d8	16.93	0	17320		97.7	76.5	116				

Sample ID: **1608I81-002AMSD** Client ID: Units: **mg/Kg-dry** Prep Date: **08/22/2016** Run No: **323666**
SampleType: **MSD** TestCode: **TCL VOLATILE ORGANICS SW8260B** BatchID: **228472** Analysis Date: **08/23/2016** Seq No: **7002110**

Analyte	Result	RPT Limit	SPK value	SPK Ref Val	%REC	Low Limit	High Limit	RPD Ref Val	%RPD	RPD Limit	Qual
1,1-Dichloroethene	14.22	1.7	17320		82.1	56.6	151	14490	1.83	20.4	
Benzene	15.78	1.7	17320		91.1	70.4	130	15690	0.617	16.9	

Qualifiers:
- > Greater than Result value
- BRL Below reporting limit
- J Estimated value detected below Reporting Limit
- Rpt Lim Reporting Limit
- < Less than Result value
- E Estimated (value above quantitation range)
- N Analyte not NELAC certified
- S Spike Recovery outside limits due to matrix
- B Analyte detected in the associated method blank
- H Holding times for preparation or analysis exceeded
- R RPD outside limits due to matrix

Client: Peachtree Environmental
Project Name: TNB
Workorder: 1608I42

ANALYTICAL QC SUMMARY REPORT

BatchID: **228472**

Sample ID: **1608I81-002AMSD** Client ID: Units: **mg/Kg-dry** Prep Date: **08/22/2016** Run No: **323666**
SampleType: **MSD** TestCode: **TCL VOLATILE ORGANICS SW8260B** BatchID: **228472** Analysis Date: **08/23/2016** Seq No: **7002110**

Analyte	Result	RPT Limit	SPK value	SPK Ref Val	%REC	Low Limit	High Limit	RPD Ref Val	%RPD	RPD Limit	Qual
Chlorobenzene	16.62	1.7	17320		95.9	67.5	132	16420	1.20	14.6	
Toluene	15.55	1.7	17320		89.8	70.4	130	15800	1.57	16.6	
Trichloroethene	15.74	1.7	17320		90.8	70.1	137	16470	4.52	17	
Surr: 4-Bromofluorobenzene	16.14	0	17320		93.1	70	128	15860	0	0	
Surr: Dibromofluoromethane	18.53	0	17320		107	78.2	128	18480	0	0	
Surr: Toluene-d8	16.71	0	17320		96.5	76.5	116	16930	0	0	

Qualifiers:

>	Greater than Result value	<	Less than Result value	B	Analyte detected in the associated method blank
BRL	Below reporting limit	E	Estimated (value above quantitation range)	H	Holding times for preparation or analysis exceeded
J	Estimated value detected below Reporting Limit	N	Analyte not NELAC certified	R	RPD outside limits due to matrix
Rpt Lim	Reporting Limit	S	Spike Recovery outside limits due to matrix		

Client: Peachtree Environmental
Project Name: TNB
Workorder: 1608I42

ANALYTICAL QC SUMMARY REPORT

BatchID: **228571**

Sample ID: **MB-228571** Client ID: Units: **ug/L** Prep Date: **08/24/2016** Run No: **323809**
SampleType: **MBLK** TestCode: **TCL VOLATILE ORGANICS SW8260B** BatchID: **228571** Analysis Date: **08/24/2016** Seq No: **7005003**

Analyte	Result	RPT Limit	SPK value	SPK Ref Val	%REC	Low Limit	High Limit	RPD Ref Val	%RPD	RPD Limit	Qual
1,1,1-Trichloroethane	BRL	5.0									
1,1,2,2-Tetrachloroethane	BRL	5.0									
1,1,2-Trichloroethane	BRL	5.0									
1,1-Dichloroethane	BRL	5.0									
1,1-Dichloroethene	BRL	5.0									
1,2,4-Trichlorobenzene	BRL	5.0									
1,2-Dibromo-3-chloropropane	BRL	5.0									
1,2-Dibromoethane	BRL	5.0									
1,2-Dichlorobenzene	BRL	5.0									
1,2-Dichloroethane	BRL	5.0									
1,2-Dichloropropane	BRL	5.0									
1,3-Dichlorobenzene	BRL	5.0									
1,4-Dichlorobenzene	BRL	5.0									
2-Butanone	BRL	50									
2-Hexanone	BRL	10									
4-Methyl-2-pentanone	BRL	10									
Acetone	BRL	50									
Benzene	BRL	5.0									
Bromodichloromethane	BRL	5.0									
Bromoform	BRL	5.0									
Bromomethane	BRL	5.0									
Carbon disulfide	BRL	5.0									
Carbon tetrachloride	BRL	5.0									
Chlorobenzene	BRL	5.0									
Chloroethane	BRL	10									
Chloroform	BRL	5.0									
Chloromethane	BRL	10									

Qualifiers:

>	Greater than Result value	<	Less than Result value	B	Analyte detected in the associated method blank
BRL	Below reporting limit	E	Estimated (value above quantitation range)	H	Holding times for preparation or analysis exceeded
J	Estimated value detected below Reporting Limit	N	Analyte not NELAC certified	R	RPD outside limits due to matrix
Rpt Lim	Reporting Limit	S	Spike Recovery outside limits due to matrix		

Client: Peachtree Environmental
Project Name: TNB
Workorder: 1608I42

ANALYTICAL QC SUMMARY REPORT

BatchID: 228571

Sample ID: **MB-228571** Client ID: Units: **ug/L** Prep Date: **08/24/2016** Run No: **323809**
SampleType: **MBLK** TestCode: **TCL VOLATILE ORGANICS SW8260B** BatchID: **228571** Analysis Date: **08/24/2016** Seq No: **7005003**

Analyte	Result	RPT Limit	SPK value	SPK Ref Val	%REC	Low Limit	High Limit	RPD Ref Val	%RPD	RPD Limit	Qual
cis-1,2-Dichloroethene	BRL	5.0									
cis-1,3-Dichloropropene	BRL	5.0									
Cyclohexane	BRL	5.0									
Dibromochloromethane	BRL	5.0									
Dichlorodifluoromethane	BRL	10									
Ethylbenzene	BRL	5.0									
Freon-113	BRL	10									
Isopropylbenzene	BRL	5.0									
m,p-Xylene	BRL	5.0									
Methyl acetate	BRL	5.0									
Methyl tert-butyl ether	BRL	5.0									
Methylcyclohexane	BRL	5.0									
Methylene chloride	BRL	5.0									
o-Xylene	BRL	5.0									
Styrene	BRL	5.0									
Tetrachloroethene	BRL	5.0									
Toluene	BRL	5.0									
trans-1,2-Dichloroethene	BRL	5.0									
trans-1,3-Dichloropropene	BRL	5.0									
Trichloroethene	BRL	5.0									
Trichlorofluoromethane	BRL	5.0									
Vinyl chloride	BRL	2.0									
Surr: 4-Bromofluorobenzene	45.73	0	50.00		91.5	70.7	125				
Surr: Dibromofluoromethane	53.49	0	50.00		107	82.2	120				
Surr: Toluene-d8	49.45	0	50.00		98.9	81.8	120				

Qualifiers:

>	Greater than Result value	<	Less than Result value	B	Analyte detected in the associated method blank
BRL	Below reporting limit	E	Estimated (value above quantitation range)	H	Holding times for preparation or analysis exceeded
J	Estimated value detected below Reporting Limit	N	Analyte not NELAC certified	R	RPD outside limits due to matrix
Rpt Lim	Reporting Limit	S	Spike Recovery outside limits due to matrix		

Client: Peachtree Environmental
Project Name: TNB
Workorder: 1608I42

ANALYTICAL QC SUMMARY REPORT

BatchID: 228571

Sample ID: **LCS-228571** Client ID: Units: **ug/L** Prep Date: **08/24/2016** Run No: **323809**
SampleType: **LCS** TestCode: **TCL VOLATILE ORGANICS SW8260B** BatchID: **228571** Analysis Date: **08/24/2016** Seq No: **7005002**

Analyte	Result	RPT Limit	SPK value	SPK Ref Val	%REC	Low Limit	High Limit	RPD Ref Val	%RPD	RPD Limit	Qual
1,1-Dichloroethene	40.14	5.0	50.00		80.3	65.3	137				
Benzene	43.12	5.0	50.00		86.2	74.9	123				
Chlorobenzene	45.49	5.0	50.00		91.0	73.9	124				
Toluene	42.65	5.0	50.00		85.3	75	124				
Trichloroethene	42.32	5.0	50.00		84.6	73.1	128				
Surr: 4-Bromofluorobenzene	45.44	0	50.00		90.9	70.7	125				
Surr: Dibromofluoromethane	53.95	0	50.00		108	82.2	120				
Surr: Toluene-d8	49.10	0	50.00		98.2	81.8	120				

Sample ID: **1608I42-012AMS** Client ID: **MW-15** Units: **ug/L** Prep Date: **08/24/2016** Run No: **323809**
SampleType: **MS** TestCode: **TCL VOLATILE ORGANICS SW8260B** BatchID: **228571** Analysis Date: **08/24/2016** Seq No: **7006845**

Analyte	Result	RPT Limit	SPK value	SPK Ref Val	%REC	Low Limit	High Limit	RPD Ref Val	%RPD	RPD Limit	Qual
1,1-Dichloroethene	446.2	50	500.0	1.430	89.0	60	150				
Benzene	504.7	50	500.0	0.2700	101	70.1	132				
Chlorobenzene	517.5	50	500.0		104	70.9	131				
Toluene	498.9	50	500.0		99.8	70.1	133				
Trichloroethene	488.3	50	500.0	2.760	97.1	70	136				
Surr: 4-Bromofluorobenzene	455.9	0	500.0		91.2	70.7	125				
Surr: Dibromofluoromethane	535.4	0	500.0		107	82.2	120				
Surr: Toluene-d8	493.5	0	500.0		98.7	81.8	120				

Sample ID: **1608I42-012AMSD** Client ID: **MW-15** Units: **ug/L** Prep Date: **08/24/2016** Run No: **323809**
SampleType: **MSD** TestCode: **TCL VOLATILE ORGANICS SW8260B** BatchID: **228571** Analysis Date: **08/24/2016** Seq No: **7006846**

Analyte	Result	RPT Limit	SPK value	SPK Ref Val	%REC	Low Limit	High Limit	RPD Ref Val	%RPD	RPD Limit	Qual
1,1-Dichloroethene	454.6	50	500.0	1.430	90.6	60	150	446.2	1.87	17.7	
Benzene	480.4	50	500.0	0.2700	96.0	70.1	132	504.7	4.93	20	

Qualifiers:
- > Greater than Result value
- BRL Below reporting limit
- J Estimated value detected below Reporting Limit
- Rpt Lim Reporting Limit
- < Less than Result value
- E Estimated (value above quantitation range)
- N Analyte not NELAC certified
- S Spike Recovery outside limits due to matrix
- B Analyte detected in the associated method blank
- H Holding times for preparation or analysis exceeded
- R RPD outside limits due to matrix

Client: Peachtree Environmental
Project Name: TNB
Workorder: 1608I42

ANALYTICAL QC SUMMARY REPORT

BatchID: **228571**

Sample ID: **1608I42-012AMSD** Client ID: **MW-15** Units: **ug/L** Prep Date: **08/24/2016** Run No: **323809**
SampleType: **MSD** TestCode: **TCL VOLATILE ORGANICS SW8260B** BatchID: **228571** Analysis Date: **08/24/2016** Seq No: **7006846**

Analyte	Result	RPT Limit	SPK value	SPK Ref Val	%REC	Low Limit	High Limit	RPD Ref Val	%RPD	RPD Limit	Qual
Chlorobenzene	502.2	50	500.0		100	70.9	131	517.5	3.00	20	
Toluene	483.1	50	500.0		96.6	70.1	133	498.9	3.22	20	
Trichloroethene	472.3	50	500.0	2.760	93.9	70	136	488.3	3.33	20	
Surr: 4-Bromofluorobenzene	450.6	0	500.0		90.1	70.7	125	455.9	0	0	
Surr: Dibromofluoromethane	527.2	0	500.0		105	82.2	120	535.4	0	0	
Surr: Toluene-d8	491.1	0	500.0		98.2	81.8	120	493.5	0	0	

Qualifiers:

>	Greater than Result value	<	Less than Result value	B	Analyte detected in the associated method blank
BRL	Below reporting limit	E	Estimated (value above quantitation range)	H	Holding times for preparation or analysis exceeded
J	Estimated value detected below Reporting Limit	N	Analyte not NELAC certified	R	RPD outside limits due to matrix
Rpt Lim	Reporting Limit	S	Spike Recovery outside limits due to matrix		

PEACHTREE ENVIRONMENTAL

APPENDIX D

FACS Report and Atlas Report

SGS GALSON

Mr. David Krause
Forensic Analytical Consulting Services
2976 Wellington Circle W
Tallahassee, FL 32309

December 28, 2017

DOH ELAP #11626 Account# 32609 Login# L428483
AIHA-LAP #100324

Dear Mr. Krause:

Enclosed are the analytical results for the samples received by our laboratory on December 14, 2017. All test results meet the quality control requirements of AIHA-LAP and NELAC unless otherwise stated in this report. All samples on the chain of custody were received in good condition unless otherwise noted.

Please note that 01A-12917 and 04B-121117 were received under full vacuum and were not analyzed/ reported.

Results in this report are based on the sampling data provided by the client and refer only to the samples as they were received at the laboratory. When possible, non-IOM samples will be retained for 14 days following the date of this report (unless an extension is specifically requested). IOM samples are retained for 7 days.

Current Scopes of Accreditation can be viewed at www.sgsgalson.com in the accreditations section of the "About" page.

Please contact Tonya Lancaster at (888) 432-5227, if you would like any additional information regarding this report. Thank you for using SGS Galson Laboratories.

Sincerely,

SGS Galson Laboratories

Lisa Swab

Lisa Swab
Laboratory Director

Enclosure(s)

Galson Laboratories, Inc. is now a part of SGS, the world's leading inspection, verification, testing, and certification company. As part of our transition to SGS, you will begin to see some formatting changes with reports that will improve the presentation of data and allow for the transition to the new logo.

LABORATORY ANALYSIS REPORT

SGS GALSON

6601 Kirkville Road
East Syracuse, NY 13057
(315) 432-5227
FAX: (315) 437-0571
www.galsonlabs.com

Client : Forensic Analytical Consulting- Florida
Site : Thomasville NB
Project No. : PJ35744

Date Sampled : 09-DEC-17 - 11-DEC-17 Account No.: 32609
Date Received : 14-DEC-17 Login No. : L428483
Date Analyzed : 20-DEC-17 Units : ppbv
Report ID : 1038938

Galson ID:	LOQ	L428483-2	L428483-3	L428483-4
Client ID:	ppbv	02A-12917	03A-12917	04A-12917
Propylene	5.0	9.0	<5.0	<5.0
Freon-12	1.0	<1.0	<1.0	<1.0
Chloromethane	1.0	<1.0	<1.0	1.0
Freon-114	1.0	<1.0	<1.0	<1.0
Vinyl Chloride	1.0	<1.0	<1.0	<1.0
1,3-Butadiene	1.0	<1.0	<1.0	<1.0
Bromomethane	1.0	<1.0	<1.0	<1.0
Chloroethane	1.0	<1.0	<1.0	<1.0
Vinyl Bromide	1.0	<1.0	<1.0	<1.0
Freon-11	1.0	<1.0	<1.0	<1.0
Isopropyl Alcohol	5.0	<5.0	<5.0	37
Acetone	5.0	39	5.2	720
1,1-Dichloroethene	1.0	<1.0	<1.0	<1.0
Methylene Chloride	1.0	<1.0	<1.0	<1.0
Freon-113	1.0	<1.0	<1.0	<1.0
Allyl Chloride	1.0	<1.0	<1.0	<1.0

Analytical Method: mod. OSHA PV2120/mod. EPA TO15; GC/MS
Collection Media : Mini Can
Submitted by : BLD

QC by : AMD
Approved by : TLH
Date : 21-DEC-17

Supervisor: SAP
NYS DOH # : 11626

< -Less Than mg -Milligrams m3 -Cubic Meters ppbv-Parts per Billion Volume NS -Not Specified L -Liters
> -Greater Than ug -Micrograms ND -Not Detected ppmv-Parts per Million Volume LOQ -Limit of Quantitation NA -Not Applicable

SGS GALSON

LABORATORY ANALYSIS REPORT

6601 Kirkville Road
East Syracuse, NY 13057
(315) 432-5227
FAX: (315) 437-0571
www.galsonlabs.com

Client : Forensic Analytical Consulting- Florida
Site : Thomasville NB
Project No. : PJ35744

Date Sampled : 09-DEC-17 - 11-DEC-17 Account No.: 32609
Date Received : 14-DEC-17 Login No. : L428483
Date Analyzed : 20-DEC-17 Units : ppbv
Report ID : 1038938

Galson ID:	LOQ	L428483-2	L428483-3	L428483-4
Client ID:	ppbv	02A-12917	03A-12917	04A-12917
Carbon Disulfide	5.0	<5.0	<5.0	<5.0
Trans-1,2-Dichloroethene	1.0	<1.0	<1.0	<1.0
Methyl Tert-Butyl Ether	1.0	<1.0	<1.0	<1.0
1,1-Dichloroethane	1.0	<1.0	<1.0	<1.0
Vinyl Acetate	1.0	4.8	<1.0	1.7
Methyl Ethyl Ketone	1.0	<1.0	<1.0	1.0
cis-1,2-Dichloroethylene	1.0	<1.0	<1.0	<1.0
Hexane	1.0	10	<1.0	2.0
Ethyl Acetate	1.0	<1.0	1.6	3.9
Chloroform	1.0	<1.0	<1.0	<1.0
Tetrahydrofuran	1.0	<1.0	<1.0	<1.0
1,2-Dichloroethane	1.0	<1.0	<1.0	<1.0
1,1,1-Trichloroethane	1.0	<1.0	<1.0	<1.0
Cyclohexane	1.0	2.3	<1.0	1.0
Carbon Tetrachloride	1.0	<1.0	<1.0	<1.0
Benzene	1.0	1.2	<1.0	<1.0

Analytical Method: mod. OSHA PV2120/mod. EPA TO15; GC/MS QC by : AMD Supervisor: SAP
Collection Media : Mini Can Approved by : TLH
Submitted by : BLD Date : 21-DEC-17 NYS DOH # : 11626

< -Less Than mg -Milligrams m3 -Cubic Meters ppbv-Parts per Billion Volume NS -Not Specified L -Liters
> -Greater Than ug -Micrograms ND -Not Detected ppmv-Parts per Million Volume LOQ -Limit of Quantitation NA -Not Applicable

SGS GALSON

LABORATORY ANALYSIS REPORT

6601 Kirkville Road
East Syracuse, NY 13057
(315) 432-5227
FAX: (315) 437-0571
www.galsonlabs.com

Client : Forensic Analytical Consulting- Florida
Site : Thomasville NB
Project No. : PJ35744

Date Sampled : 09-DEC-17 - 11-DEC-17
Date Received : 14-DEC-17
Date Analyzed : 20-DEC-17
Report ID : 1038938

Account No.: 32609
Login No. : L428483
Units : ppbv

Galson ID:	LOQ	L428483-2	L428483-3	L428483-4
Client ID:	ppbv	02A-12917	03A-12917	04A-12917
1,4-Dioxane	5.0	<5.0	<5.0	<5.0
2,2,4-Trimethylpentane	1.0	<1.0	<1.0	<1.0
Heptane	1.0	4.0	<1.0	2.7
1,2-Dichloropropane	1.0	<1.0	<1.0	<1.0
Trichloroethylene	1.0	<1.0	<1.0	<1.0
Bromodichloromethane	1.0	<1.0	<1.0	<1.0
cis-1,3-Dichloropropene	1.0	<1.0	<1.0	<1.0
trans-1,3-Dichloropropene	1.0	<1.0	<1.0	<1.0
1,1,2-Trichloroethane	1.0	<1.0	<1.0	<1.0
Toluene	1.0	1.8	2.9	1.5
Dibromochloromethane	1.0	<1.0	<1.0	<1.0
Methyl Isobutyl Ketone	1.0	<1.0	<1.0	<1.0
Methyl Butyl Ketone	1.0	<1.0	<1.0	<1.0
1,2-Dibromoethane	1.0	<1.0	<1.0	<1.0
Tetrachloroethylene	1.0	23	20	1.4
Chlorobenzene	1.0	<1.0	<1.0	<1.0

Analytical Method: mod. OSHA PV2120/mod. EPA TO15; GC/MS
Collection Media : Mini Can
Submitted by : BLD

QC by : AMD
Approved by : TLH
Date : 21-DEC-17

Supervisor: SAP
NYS DOH # : 11626

< -Less Than mg -Milligrams m3 -Cubic Meters ppbv-Parts per Billion Volume NS -Not Specified L -Liters
> -Greater Than ug -Micrograms ND -Not Detected ppmv-Parts per Million Volume LOQ -Limit of Quantitation NA -Not Applicable

SGS GALSON

LABORATORY ANALYSIS REPORT

6601 Kirkville Road
East Syracuse, NY 13057
(315) 432-5227
FAX: (315) 437-0571
www.galsonlabs.com

Client : Forensic Analytical Consulting- Florida
Site : Thomasville NB
Project No. : PJ35744

Date Sampled : 09-DEC-17 - 11-DEC-17 Account No.: 32609
Date Received : 14-DEC-17 Login No. : L428483
Date Analyzed : 20-DEC-17 Units : ppbv
Report ID : 1038938

Galson ID:	LOQ	L428483-2	L428483-3	L428483-4
Client ID:	ppbv	02A-12917	03A-12917	04A-12917
Ethylbenzene	1.0	<1.0	<1.0	<1.0
Bromoform	1.0	<1.0	<1.0	<1.0
m & p-xylene	2.0	<2.0	<2.0	<2.0
Styrene	1.0	<1.0	<1.0	<1.0
o-Xylene	1.0	<1.0	<1.0	<1.0
1,1,2,2-Tetrachloroethane	1.0	<1.0	<1.0	<1.0
4-Ethyltoluene	1.0	<1.0	<1.0	<1.0
1,3,5-Trimethylbenzene	1.0	<1.0	<1.0	<1.0
1,2,4-Trimethylbenzene	1.0	<1.0	<1.0	<1.0
1,3-Dichlorobenzene	1.0	<1.0	<1.0	<1.0
Benzyl Chloride	1.0	<1.0	<1.0	<1.0
1,4-Dichlorobenzene	1.0	<1.0	<1.0	<1.0
1,2-Dichlorobenzene	1.0	<1.0	<1.0	<1.0

Analytical Method: mod. OSHA PV2120/mod. EPA TO15; GC/MS QC by : AMD Supervisor: SAP
Collection Media : Mini Can Approved by : TLH
Submitted by : BLD Date : 21-DEC-17 NYS DOH # : 11626

< -Less Than mg -Milligrams m3 -Cubic Meters ppbv-Parts per Billion Volume NS -Not Specified L -Liters
> -Greater Than ug -Micrograms ND -Not Detected ppmv-Parts per Million Volume LOQ -Limit of Quantitation NA -Not Applicable

SGS GALSON

LABORATORY ANALYSIS REPORT

6601 Kirkville Road
East Syracuse, NY 13057
(315) 432-5227
FAX: (315) 437-0571
www.galsonlabs.com

Client : Forensic Analytical Consulting- Florida
Site : Thomasville NB
Project No. : PJ35744

Date Sampled : 09-DEC-17 - 11-DEC-17 Account No.: 32609
Date Received : 14-DEC-17 Login No. : L428483
Date Analyzed : 20-DEC-17 Units : ppbv
Report ID : 1038938

Galson ID:	LOQ	L428483-5	L428483-6	L428483-7
Client ID:	ppbv	01B-121117	02B-121117	03B-121117
Propylene	5.0	<5.0	<5.0	<5.0
Freon-12	1.0	<1.0	<1.0	1.0
Chloromethane	1.0	<1.0	<1.0	<1.0
Freon-114	1.0	<1.0	<1.0	<1.0
Vinyl Chloride	1.0	<1.0	<1.0	<1.0
1,3-Butadiene	1.0	<1.0	<1.0	<1.0
Bromomethane	1.0	<1.0	<1.0	<1.0
Chloroethane	1.0	<1.0	<1.0	<1.0
Vinyl Bromide	1.0	<1.0	<1.0	<1.0
Freon-11	1.0	<1.0	<1.0	<1.0
Isopropyl Alcohol	5.0	<5.0	5.4	<5.0
Acetone	5.0	13	11	13
1,1-Dichloroethene	1.0	<1.0	<1.0	<1.0
Methylene Chloride	1.0	<1.0	<1.0	<1.0
Freon-113	1.0	<1.0	<1.0	<1.0
Allyl Chloride	1.0	<1.0	<1.0	<1.0

Analytical Method: mod. OSHA PV2120/mod. EPA TO15; GC/MS QC by : AMD Supervisor: SAP
Collection Media : Mini Can Approved by : TLH
Submitted by : BLD Date : 21-DEC-17 NYS DOH # : 11626

< -Less Than mg -Milligrams m3 -Cubic Meters ppbv-Parts per Billion Volume NS -Not Specified L -Liters
> -Greater Than ug -Micrograms ND -Not Detected ppmv-Parts per Million Volume LOQ -Limit of Quantitation NA -Not Applicable

SGS GALSON

LABORATORY ANALYSIS REPORT

6601 Kirkville Road
East Syracuse, NY 13057
(315) 432-5227
FAX: (315) 437-0571
www.galsonlabs.com

Client : Forensic Analytical Consulting- Florida
Site : Thomasville NB
Project No. : PJ35744

Date Sampled : 09-DEC-17 - 11-DEC-17
Date Received : 14-DEC-17
Date Analyzed : 20-DEC-17
Report ID : 1038938

Account No.: 32609
Login No. : L428483
Units : ppbv

Galson ID:	LOQ	L428483-5	L428483-6	L428483-7
Client ID:	ppbv	01B-121117	02B-121117	03B-121117
Carbon Disulfide	5.0	<5.0	<5.0	<5.0
Trans-1,2-Dichloroethene	1.0	<1.0	<1.0	<1.0
Methyl Tert-Butyl Ether	1.0	<1.0	<1.0	<1.0
1,1-Dichloroethane	1.0	<1.0	<1.0	<1.0
Vinyl Acetate	1.0	<1.0	<1.0	<1.0
Methyl Ethyl Ketone	1.0	<1.0	<1.0	<1.0
cis-1,2-Dichloroethylene	1.0	<1.0	<1.0	<1.0
Hexane	1.0	<1.0	<1.0	<1.0
Ethyl Acetate	1.0	<1.0	1.2	1.4
Chloroform	1.0	<1.0	<1.0	<1.0
Tetrahydrofuran	1.0	<1.0	<1.0	<1.0
1,2-Dichloroethane	1.0	<1.0	<1.0	<1.0
1,1,1-Trichloroethane	1.0	<1.0	<1.0	<1.0
Cyclohexane	1.0	<1.0	<1.0	<1.0
Carbon Tetrachloride	1.0	<1.0	<1.0	<1.0
Benzene	1.0	<1.0	<1.0	<1.0

Analytical Method: mod. OSHA PV2120/mod. EPA TO15; GC/MS
Collection Media : Mini Can
Submitted by : BLD

QC by : AMD
Approved by : TLH
Date : 21-DEC-17

Supervisor: SAP
NYS DOH # : 11626

< -Less Than mg -Milligrams m3 -Cubic Meters ppbv-Parts per Billion Volume NS -Not Specified L -Liters
> -Greater Than ug -Micrograms ND -Not Detected ppmv-Parts per Million Volume LOQ -Limit of Quantitation NA -Not Applicable

SGS GALSON

LABORATORY ANALYSIS REPORT

6601 Kirkville Road
East Syracuse, NY 13057
(315) 432-5227
FAX: (315) 437-0571
www.galsonlabs.com

Client : Forensic Analytical Consulting- Florida
Site : Thomasville NB
Project No. : PJ35744

Date Sampled : 09-DEC-17 - 11-DEC-17
Date Received : 14-DEC-17
Date Analyzed : 20-DEC-17
Report ID : 1038938

Account No.: 32609
Login No. : L428483
Units : ppbv

Galson ID:	LOQ	L428483-5	L428483-6	L428483-7
Client ID:	ppbv	01B-121117	02B-121117	03B-121117
1,4-Dioxane	5.0	<5.0	<5.0	<5.0
2,2,4-Trimethylpentane	1.0	<1.0	<1.0	<1.0
Heptane	1.0	<1.0	<1.0	<1.0
1,2-Dichloropropane	1.0	<1.0	<1.0	<1.0
Trichloroethylene	1.0	<1.0	<1.0	<1.0
Bromodichloromethane	1.0	<1.0	<1.0	<1.0
cis-1,3-Dichloropropene	1.0	<1.0	<1.0	<1.0
trans-1,3-Dichloropropene	1.0	<1.0	<1.0	<1.0
1,1,2-Trichloroethane	1.0	<1.0	<1.0	<1.0
Toluene	1.0	1.3	<1.0	<1.0
Dibromochloromethane	1.0	<1.0	<1.0	<1.0
Methyl Isobutyl Ketone	1.0	<1.0	<1.0	<1.0
Methyl Butyl Ketone	1.0	<1.0	<1.0	<1.0
1,2-Dibromoethane	1.0	<1.0	<1.0	<1.0
Tetrachloroethylene	1.0	52	63	64
Chlorobenzene	1.0	<1.0	<1.0	<1.0

Analytical Method: mod. OSHA PV2120/mod. EPA TO15; GC/MS
Collection Media : Mini Can
Submitted by : BLD

QC by : AMD
Approved by : TLH
Date : 21-DEC-17

Supervisor: SAP
NYS DOH # : 11626

< -Less Than mg -Milligrams m3 -Cubic Meters ppbv-Parts per Billion Volume NS -Not Specified L -Liters
> -Greater Than ug -Micrograms ND -Not Detected ppmv-Parts per Million Volume LOQ -Limit of Quantitation NA -Not Applicable

SGS GALSON

LABORATORY ANALYSIS REPORT

6601 Kirkville Road
East Syracuse, NY 13057
(315) 432-5227
FAX: (315) 437-0571
www.galsonlabs.com

Client : Forensic Analytical Consulting- Florida
Site : Thomasville NB
Project No. : PJ35744

Date Sampled : 09-DEC-17 - 11-DEC-17 Account No.: 32609
Date Received : 14-DEC-17 Login No. : L428483
Date Analyzed : 20-DEC-17 Units : ppbv
Report ID : 1038938

Galson ID:	LOQ	L428483-5	L428483-6	L428483-7
Client ID:	ppbv	01B-121117	02B-121117	03B-121117
Ethylbenzene	1.0	<1.0	<1.0	<1.0
Bromoform	1.0	<1.0	<1.0	<1.0
m & p-xylene	2.0	<2.0	<2.0	<2.0
Styrene	1.0	<1.0	<1.0	<1.0
o-Xylene	1.0	<1.0	<1.0	<1.0
1,1,2,2-Tetrachloroethane	1.0	<1.0	<1.0	<1.0
4-Ethyltoluene	1.0	<1.0	<1.0	<1.0
1,3,5-Trimethylbenzene	1.0	<1.0	<1.0	<1.0
1,2,4-Trimethylbenzene	1.0	<1.0	<1.0	<1.0
1,3-Dichlorobenzene	1.0	<1.0	<1.0	<1.0
Benzyl Chloride	1.0	<1.0	<1.0	<1.0
1,4-Dichlorobenzene	1.0	<1.0	<1.0	<1.0
1,2-Dichlorobenzene	1.0	<1.0	<1.0	<1.0

Analytical Method: mod. OSHA PV2120/mod. EPA TO15; GC/MS QC by : AMD Supervisor: SAP
Collection Media : Mini Can Approved by : TLH
Submitted by : BLD Date : 21-DEC-17 NYS DOH # : 11626

< -Less Than mg -Milligrams m3 -Cubic Meters ppbv-Parts per Billion Volume NS -Not Specified L -Liters
> -Greater Than ug -Micrograms ND -Not Detected ppmv-Parts per Million Volume LOQ -Limit of Quantitation NA -Not Applicable

SGS GALSON

LABORATORY ANALYSIS REPORT

6601 Kirkville Road
East Syracuse, NY 13057
(315) 432-5227
FAX: (315) 437-0571
www.galsonlabs.com

Client : Forensic Analytical Consulting
Site : Thomasville NB
Project No. : PJ35744
Date Sampled : 09-DEC-17 - 11-DEC-17
Date Received : 14-DEC-17

Account No.: 32609
Login No. : L428483
Date Analyzed : 20-DEC-17
Report ID : 1038947

Client ID : 02A-12917 **Lab ID : L428483-2**

Tentatively Identified Compounds	CAS Number	Retention Time	Estimated Concentration ppbv
Butane	000106-97-8	4.45	15
Pentane	000109-66-0	5.81	24

Analytical Method: mod. OSHA PV2120/mod. EPA TO15; GC/MS
Collection Media : Mini Can
Submitted by : BLD

QC by : AMD
Approved by : TLH
Date : 21-DEC-17

Supervisor: SAP
NYS DOH # : 11626

< -Less Than mg -Milligrams m3 -Cubic Meters ppbv-Parts per Billion Volume NS -Not Specified l -Liters
> -Greater Than ug -Micrograms ND -Not Detected ppmv-Parts per Million Volume LOQ -Limit of Quantitation NA -Not Applicable

Field sampling was not performed by Galson. Galson presents results based on sampling data provided by clients.

SGS GALSON

LABORATORY ANALYSIS REPORT

6601 Kirkville Road
East Syracuse, NY 13057
(315) 432-5227
FAX: (315) 437-0571
www.galsonlabs.com

Client : Forensic Analytical Consulting
Site : Thomasville NB
Project No. : PJ35744
Date Sampled : 09-DEC-17 - 11-DEC-17
Date Received : 14-DEC-17

Account No.: 32609
Login No. : L428483
Date Analyzed : 20-DEC-17
Report ID : 1038947

Client ID : 03A-12917 **Lab ID : L428483-3**

Tentatively Identified Compounds	CAS Number	Retention Time	Estimated Concentration ppbv
Ethanol	000064-17-5	4.96	6.2
Butane, 2-methyl-	000078-78-4	5.36	19

Analytical Method: mod. OSHA PV2120/mod. EPA TO15; GC/MS
Collection Media : Mini Can
Submitted by : BLD

QC by : AMD
Approved by : TLH
Date : 21-DEC-17

Supervisor: SAP
NYS DOH # : 11626

< -Less Than mg -Milligrams m3 -Cubic Meters ppbv-Parts per Billion Volume NS -Not Specified l -Liters
> -Greater Than ug -Micrograms ND -Not Detected ppmv-Parts per Million Volume LOQ -Limit of Quantitation NA -Not Applicable

Field sampling was not performed by Galson. Galson presents results based on sampling data provided by clients.

SGS GALSON

LABORATORY ANALYSIS REPORT

6601 Kirkville Road
East Syracuse, NY 13057
(315) 432-5227
FAX: (315) 437-0571
www.galsonlabs.com

Client	: Forensic Analytical Consulting	Account No.:	32609
Site	: Thomasville NB	Login No. :	L428483
Project No.	: PJ35744		
Date Sampled	: 09-DEC-17 - 11-DEC-17	Date Analyzed :	20-DEC-17
Date Received	: 14-DEC-17	Report ID :	1038947

Client ID : 04A-12917 **Lab ID : L428483-4**

Tentatively Identified Compounds	CAS Number	Retention Time	Estimated Concentration ppbv
Ethanol	000064-17-5	4.93	34
Pentane	000109-66-0	5.82	77

Analytical Method: mod. OSHA PV2120/mod. EPA TO15; GC/MS	QC by : AMD	Supervisor: SAP
Collection Media : Mini Can	Approved by : TLH	
Submitted by : BLD	Date : 21-DEC-17	NYS DOH # : 11626

< -Less Than mg -Milligrams m3 -Cubic Meters ppbv-Parts per Billion Volume NS -Not Specified l -Liters
> -Greater Than ug -Micrograms ND -Not Detected ppmv-Parts per Million Volume LOQ -Limit of Quantitation NA -Not Applicable

Field sampling was not performed by Galson. Galson presents results based on sampling data provided by clients.

SGS GALSON

LABORATORY ANALYSIS REPORT

6601 Kirkville Road
East Syracuse, NY 13057
(315) 432-5227
FAX: (315) 437-0571
www.galsonlabs.com

Client : Forensic Analytical Consulting
Site : Thomasville NB
Project No. : PJ35744
Date Sampled : 09-DEC-17 - 11-DEC-17
Date Received : 14-DEC-17

Account No.: 32609
Login No. : L428483

Date Analyzed : 20-DEC-17
Report ID : 1038947

Client ID : 01B-121117 **Lab ID : L428483-5**

Tentatively Identified Compounds	CAS Number	Retention Time	Estimated Concentration ppbv
Dimethyl ether	000115-10-6	4.09	11
Ethanol	000064-17-5	4.94	19

Analytical Method: mod. OSHA PV2120/mod. EPA TO15; GC/MS
Collection Media : Mini Can
Submitted by : BLD

QC by : AMD
Approved by : TLH
Date : 21-DEC-17

Supervisor: SAP
NYS DOH # : 11626

< -Less Than mg -Milligrams m3 -Cubic Meters ppbv-Parts per Billion Volume NS -Not Specified l -Liters
> -Greater Than ug -Micrograms ND -Not Detected ppmv-Parts per Million Volume LOQ -Limit of Quantitation NA -Not Applicable

Field sampling was not performed by Galson. Galson presents results based on sampling data provided by clients.

SGS GALSON

LABORATORY ANALYSIS REPORT

6601 Kirkville Road
East Syracuse, NY 13057
(315) 432-5227
FAX: (315) 437-0571
www.galsonlabs.com

Client : Forensic Analytical Consulting
Site : Thomasville NB
Project No. : PJ35744
Date Sampled : 09-DEC-17 - 11-DEC-17
Date Received : 14-DEC-17

Account No.: 32609
Login No. : L428483

Date Analyzed : 20-DEC-17
Report ID : 1038947

Client ID : 02B-121117 **Lab ID : L428483-6**

Tentatively Identified Compounds	CAS Number	Retention Time	Estimated Concentration ppbv
Dimethyl ether	000115-10-6	4.08	9.7
Ethanol	000064-17-5	4.94	21
Acetonitrile	000075-05-8	5.12	14

Analytical Method: mod. OSHA PV2120/mod. EPA TO15; GC/MS
Collection Media : Mini Can
Submitted by : BLD

QC by : AMD
Approved by : TLH
Date : 21-DEC-17

Supervisor: SAP
NYS DOH # : 11626

< -Less Than mg -Milligrams m3 -Cubic Meters ppbv-Parts per Billion Volume NS -Not Specified l -Liters
> -Greater Than ug -Micrograms ND -Not Detected ppmv-Parts per Million Volume LOQ -Limit of Quantitation NA -Not Applicable

Field sampling was not performed by Galson. Galson presents results based on sampling data provided by clients.

SGS GALSON

LABORATORY ANALYSIS REPORT

6601 Kirkville Road
East Syracuse, NY 13057
(315) 432-5227
FAX: (315) 437-0571
www.galsonlabs.com

Client : Forensic Analytical Consulting
Site : Thomasville NB
Project No. : PJ35744
Date Sampled : 09-DEC-17 - 11-DEC-17
Date Received : 14-DEC-17

Account No.: 32609
Login No. : L428483
Date Analyzed : 20-DEC-17
Report ID : 1038947

Client ID : 03B-121117 **Lab ID : L428483-7**

Tentatively Identified Compounds	CAS Number	Retention Time	Estimated Concentration ppbv
Dimethyl ether	000115-10-6	4.08	10
Ethanol	000064-17-5	4.93	50

Analytical Method: mod. OSHA PV2120/mod. EPA TO15; GC/MS
Collection Media : Mini Can
Submitted by : BLD

QC by : AMD
Approved by : TLH
Date : 21-DEC-17

Supervisor: SAP
NYS DOH # : 11626

< -Less Than mg -Milligrams m3 -Cubic Meters ppbv-Parts per Billion Volume NS -Not Specified l -Liters
> -Greater Than ug -Micrograms ND -Not Detected ppmv-Parts per Million Volume LOQ -Limit of Quantitation NA -Not Applicable

Field sampling was not performed by Galson. Galson presents results based on sampling data provided by clients.

SGS GALSON

6601 Kirkville Road
East Syracuse, NY 13057
(315) 432-5227
FAX: (315) 437-0571
www.galsonlabs.com

Client Name : Forensic Analytical Consulting- Florida
Site : Thomasville NB
Project No. : PJ35744

Date Sampled : 09-DEC-17 - 11-DEC-17 Account No.: 32609
Date Received: 14-DEC-17 Login No. : L428483
Date Analyzed: 20-DEC-17

This document is issued by the Company under its General Conditions of Service accessible at http://www.sgs.com/en/Terms-and-Conditions.aspx. Attention is drawn to the limitation of liability, indemnification and jurisdiction issues defined therein.

Any holder of this document is advised that information contained herein reflects the Company's findings at the time of its intervention only and within the limits of Client's instructions, if any. The Company's sole responsibility is to its Client and this document does not exonerate parties to a transaction from exercising all their rights and obligations under the transaction documents. Any unauthorized alteration, forgery or falsification of the content or appearance of this document is unlawful and offenders may be prosecuted to the fullest extent of the law.

Unless otherwise noted below, all quality control results associated with the samples were within established control limits or did not impact reported results.

Note: The findings recorded within this report were drawn from analysis of the sample(s) provided to the laboratory by the Client (or a third party acting at the Client's direction). The laboratory does not have control over the sampling process. The findings herein constitute no warranty of the samples' representativeness of any sampled environment and strictly relate to the samples as they were presented to the laboratory.

Unrounded results are carried through the calculations that yield the final result and the final result is rounded to the number of significant figures appropriate to the accuracy of the analytical method. Please note that results appearing in the columns preceeding the final result column may have been rounded and therefore, if carried through the calculations, may not yield an identical final result to the one reported.

The stated LOQs for each analyte represent the demonstrated LOQ concentrations prior to correction for desorption efficiency (if applicable).

Unless otherwise noted below, reported results have not been blank corrected for any field blank or method blank.

L428483 (Report ID: 1038938):
NYSDOH does not offer a certification for the following compounds:
Propylene, Ethyl Acetate, Tetrahydrofuran, Methyl n-Butyl Ketone, and 4-Ethyl Toluene.
SOPs: in-vocs(33)

L428483-2 (Report ID: 1038938):
Propylene result may be biased high due to co-elution with Propane.

L428483-2-7 (Report ID: 1038938):
Acetone results may be biased high due to co-elution with 2-Methylbutane.

< -Less Than	mg -Milligrams	m3 -Cubic Meters	kg -Kilograms	ppm -Parts per Million	
> -Greater Than	ug -Micrograms	l -Liters	NS -Not Specified	ND -Not Detected	NA -Not Applicable

SGS GALSON

6601 Kirkville Road
East Syracuse, NY 13057
(315) 432-5227
FAX: (315) 437-0571
www.galsonlabs.com

Client Name : Forensic Analytical Consulting- Florida
Site : Thomasville NB
Project No. : PJ35744

Date Sampled : 09-DEC-17 - 11-DEC-17 Account No.: 32609
Date Received: 14-DEC-17 Login No. : L428483
Date Analyzed: 20-DEC-17

L428483 (Report ID: 1038938):

Accuracy and mean recovery data presented below is based on a 95% confidence interval (k=2). The estimated accuracy applies to the media, technology, and SOP referenced in this report and does not account for the uncertainty associated with the sampling process. The accuracy is based solely on spike recovery data from internal quality control samples. Where N/A appears below, insufficient data is available to provide statistical accuracy and mean recovery values for the associated analyte.

Parameter	Accuracy	Mean Recovery
1,1,2-Trichloroethane	+/-11.4%	95.9%
1,1-Dichloroethene	+/-13.8%	99.8%
1,2-Dichloroethane	+/-18.2%	101%
2,2,4-Trimethylpentane	+/-13.5%	99.3%
Allyl Chloride	+/-16.8%	98.6%
Carbon Tetrachloride	+/-17.9%	102%
cis-1,2-Dichloroethylene	+/-12.8%	99.4%
cis-1,3-Dichloropropene	+/-12.4%	99.2%
1,4-Dioxane	+/-19%	87.9%
Tetrachloroethylene	+/-13.6%	97.7%
Toluene	+/-13%	98.9%
1,2-Dichlorobenzene	+/-17.4%	94.5%
1,3,5-Trimethylbenzene	+/-14.9%	99%
Cyclohexane	+/-13.4%	98.2%
Trans-1,2-Dichloroethene	+/-13%	97.7%
Vinyl Chloride	+/-13.5%	98.4%
1,1-Dichloroethane	+/-13.7%	98.3%
1,2,4-Trimethylbenzene	+/-16.4%	99.9%
1,2-Dichloropropane	+/-13.1%	96.9%
4-Ethyltoluene	+/-14.9%	101%
Dibromochloromethane	+/-12.9%	99.5%
Methyl Isobutyl Ketone	+/-16.6%	101%
Chloroethane	+/-16.7%	98.5%
Heptane	+/-14.7%	99.8%
Methyl Butyl Ketone	+/-17.4%	101%
Tetrahydrofuran	+/-16.6%	94.4%
trans-1,3-Dichloropropene	+/-14.5%	102%

< -Less Than mg -Milligrams m3 -Cubic Meters kg -Kilograms ppm -Parts per Million
> -Greater Than ug -Micrograms l -Liters NS -Not Specified ND -Not Detected NA -Not Applicable

SGS GALSON

6601 Kirkville Road
East Syracuse, NY 13057
(315) 432-5227
FAX: (315) 437-0571
www.galsonlabs.com

Client Name : Forensic Analytical Consulting- Florida
Site : Thomasville NB
Project No. : PJ35744

Date Sampled : 09-DEC-17 - 11-DEC-17 Account No.: 32609
Date Received: 14-DEC-17 Login No. : L428483
Date Analyzed: 20-DEC-17

Vinyl Acetate	+/-16.5%	94%
Vinyl Bromide	+/-15.4%	97.9%
1,3-Dichlorobenzene	+/-17%	95.1%
Bromoform	+/-16%	102%
Benzene	+/-11.9%	97.5%
Hexane	+/-13.7%	98%
1,1,2,2-Tetrachloroethane	+/-16%	95.7%
1,3-Butadiene	+/-14.2%	99.1%
Benzyl Chloride	+/-21.6%	99%
Chloroform	+/-13.3%	98.1%
Freon-11	+/-22%	102%
Freon-12	+/-20.4%	102%
Chloromethane	+/-17.6%	99.2%
Methylene Chloride	+/-11.9%	95.5%
Methyl Tert-Butyl Ether	+/-11.9%	99.3%
Styrene	+/-15.4%	98.7%
1,4-Dichlorobenzene	+/-18.3%	94.8%
Acetone	+/-16.2%	96.3%
Bromodichloromethane	+/-14.5%	99%
Carbon Disulfide	+/-17.8%	97.2%
Ethyl Acetate	+/-14.8%	99.5%
Freon-113	+/-13%	96.1%
Methyl Ethyl Ketone	+/-16.1%	100%
o-Xylene	+/-14%	99.5%
1,2-Dibromoethane	+/-12.4%	98.3%
Chlorobenzene	+/-12%	96.7%
Ethylbenzene	+/-13.2%	100%
Freon-114	+/-16.8%	98.2%
Isopropyl Alcohol	+/-15.8%	96.8%
1,1,1-Trichloroethane	+/-17.4%	98%
Bromomethane	+/-14.7%	98.2%
m & p-xylene	+/-13.6%	99.8%
Propylene	+/-19.5%	95.5%
Trichloroethylene	+/-12.2%	97.9%

L428483 (Report ID: 1038947):
Note: Any detected siloxanes are always deleted from TIC results, as they may be artifacts contributed by the

< -Less Than	mg -Milligrams	m3 -Cubic Meters	kg -Kilograms	ppm -Parts per Million	
> -Greater Than	ug -Micrograms	l -Liters	NS -Not Specified	ND -Not Detected	NA -Not Applicable

GALSON

6601 Kirkville Road
East Syracuse, NY 13057
(315) 432-5227
FAX: (315) 437-0571
www.galsonlabs.com

Client Name : Forensic Analytical Consulting- Florida
Site : Thomasville NB
Project No. : PJ35744

Date Sampled : 09-DEC-17 - 11-DEC-17 Account No.: 32609
Date Received: 14-DEC-17 Login No. : L428483
Date Analyzed: 20-DEC-17

L428483 (Report ID: 1038947):
sampling/chromatographic system.
Non-target compounds detected in any samples are tentatively identified by using a search of the NIST/EPA Mass Spectral Library, which contains nearly two hundred thousand compounds. Compounds not detected will not be listed on the report. Compounds with very low quality matches will be reported as "unknown."
Tentatively Identified Compounds (TICS) are estimated values. TICS are calculated using an average response factor of 1 for all compounds.
SOPs: in-vocs(33)

< -Less Than	mg -Milligrams	m3 -Cubic Meters	kg -Kilograms	ppm -Parts per Million	
> -Greater Than	ug -Micrograms	l -Liters	NS -Not Specified	ND -Not Detected	NA -Not Applicable

770975802183
Date:12/14/17
Shipper:FEDEX
Initials:MAK
Prep:UNKNOWN

L428483

GALSON CHAIN OF CUSTODY

grey cart

Turnaround Time (TAT):	(surcharge)
☒ Standard	0%
☐ 4 Business Days	35%
☐ 3 Business Days	50%
☐ 2 Business Days	75%
☐ Next Day by 6pm	100%
☐ Next Day by Noon	150%
☐ Same Day	200%

☑ Samples submitted using the FreePumpLoan™ Program

☐ Samples submitted using the FreeSamplingBadges™ Program

You may edit and complete this COC electronically by logging in to your Client Portal account at https://portal.galsonlabs.com/

Client Acct No.: 32609

Original Prep No.: PSY455578

CS Rep: CMOSER

Online COC No.: 141515

Report To: Mr. David Krause
Company Name: Forensic Analytical Consulting Services
Address 1: 2976 Wellington Circle W
Address 2:
City, State Zip: Tallahassee, FL 32309
Phone No.: 850 - 766 - 1938
Cell No.: 850 - 766 - 1938
Email reports to: dkrause@forensicanalytical.com, rjeans@forensicanalytical.com
Comments:

Invoice To: Accounts Payable
Company Name: Forensic Analytical Consulting- Florida
Address 1: 21228 Cabor Blvd
Address 2:
City, State Zip: Hayward, CA 94545
Phone No.: 510 - 266 - 4600
Email Address: ~~ap@forensicanalytical.com~~ FACstlh@gmail.com
Comments:
P.O. No.:
Payment info.: ☐ I will call SGS Galson to provide credit card info
☐ Card on File (enter the last five digits on the line below)

Comments: Send invoice to FACstlh@gmail.com

State Sampled: GA

Please indicate which OEL(s) this data will be used for: ☐ OSHA PEL ☐ ACGIH TLV ☐ MSHA ☐ Cal OSHA ☐ IAQ: _____ (Specify Limit(s)) ☐ Other: _____ (Specify Other)

Site Name: Thomasville NB | Project: PJ35744 | Sampled By: Shalasia I. Womack | List description of industry or Process/interferences present in sampling area: None

Sample ID * (Maximum of 20 Characters)	Date Sampled *	Collection Medium	Sample Volume Sample Time Sample Area *	Liters Minutes in², cm², ft² *	Analysis Requested	Method Reference ^	Hexavalent Chromium Process (e.g., welding, plating, painting, etc.)
01A-12917	12/9/2017	Minican, 1 L	8	hours	Volatile Organics Profile (61) (TO15 list & TICs)	mod. OSHA PV2120/mod. EPA TO15; GC/MS	

☐ ^ If the method(s) indicated on the COC are not our routine/preferred method(s), we will substitute our routine/preferred methods. If this is not acceptable, check here to have us contact you.

Chain of Custody	Print Name / Signature		Date	Time		Print Name / Signature		Date	Time
Relinquished By:	Shalasia I. Womack	Shalasia I. Womack	12/12/17	3:50pm	Received By:				
Relinquished By:					Received By:	Michelle Krause	Michelle Krause	12/14/17	1150

* You must fill in these columns for any samples which you are submitting.
Samples received after 3pm will be considered as next day's business.

Online COC No.: 141515
Prep No.: PSY455578
Account No.: 32609
Draft: 12/4/2017 4:23:05 PM

All services are rendered in accordance with the applicable SGS General Conditions of Service accessible via: http://www.sgs.com/en/Terms-and-Conditions.aspx

SGS Galson | 6601 Kirkville Road E. Syracuse, NY 13057, USA t +1 888 432 5227 | +1 315 432 5227 www.galsonlabs.com | www.sgs.com

Member of the SGS Group (SGS SA)

SGS GALSON CHAIN OF CUSTODY

Comments :

Sample ID * (Maximum of 20 Characters)	Date Sampled *	Collection Medium	Sample Volume Sample Time Sample Area *	Liters Minutes in², cm², ft² *	Analysis Requested	Method Reference ^	Hexavalent Chromium Process (e.g., welding, plating, painting, etc.)
02A-12917	12/9/17	Minican, 1 L	8	hours	Volatile Organics Profile (61) (TO15 list & TICs)	mod. OSHA PV2120/mod. EPA TO15; GC/MS	
03A-12917	12/9/17	Minican, 1 L	8	hours	Volatile Organics Profile (61) (TO15 list & TICs)	mod. OSHA PV2120/mod. EPA TO15; GC/MS	
04A-12917	12/9/17	Minican, 1 L	8	hours	Volatile Organics Profile (61) (TO15 list & TICs)	mod. OSHA PV2120/mod. EPA TO15; GC/MS	
01B-121117	12/11/17	Minican, 1 L	8	hours	Volatile Organics Profile (61) (TO15 list & TICs)	mod. OSHA PV2120/mod. EPA TO15; GC/MS	
02B-121117	12/11/17	Minican, 1 L	8	hours	Volatile Organics Profile (61) (TO15 list & TICs)	mod. OSHA PV2120/mod. EPA TO15; GC/MS	
03B-121117	12/11/17	Minican, 1 L	8	hours	Volatile Organics Profile (61) (TO15 list & TICs)	mod. OSHA PV2120/mod. EPA TO15; GC/MS	
04B-121117	12/11/17	Minican, 1 L	8	hours	Volatile Organics Profile (61) (TO15 list & TICs)	mod. OSHA PV2120/mod. EPA TO15; GC/MS	
* Did not use		Minican, 1 L			Volatile Organics Profile (61) (TO15 list & TICs)	mod. OSHA PV2120/mod. EPA TO15; GC/MS	

☐ ^ If the method(s) indicated on the COC are not our routine/preferred method(s), we will substitute our routine/preferred methods. If this is not acceptable, check here to have us contact you.

Chain of Custody	Print Name / Signature		Date	Time		Print Name / Signature		Date	Time
Relinquished By :	Shaiasia L. Womack	Shaiasia L. Womack	12/2/17	3:56pm	Received By :				
Relinquished By :					Received By :	Michelle Krause	Michelle Krause	12/4/17	1150

* You must fill in these columns for any samples which you are submitting.

Samples received after 3pm will be considered as next day's business.

Online COC No. : 141515
Prep No. : PSY455578
Account No. : 32609
Draft : 12/4/2017 4:23:05 PM

All services are rendered in accordance with the applicable SGS General Conditions of Service accessible via: http://www.sgs.com/en/Terms-and-Conditions.aspx

SGS Galson | 6601 Kirkville Road E. Syracuse, NY 13057, USA t +1 888 432 5227 | +1 315 432 5227 www.galsonlabs.com | www.sgs.com

Member of the SGS Group (SGS SA)

SGS GALSON

Mr. David Krause
Forensic Analytical Consulting Services
2976 Wellington Circle W
Tallahassee, FL 32309

March 07, 2018

DOH ELAP #11626 Account# 32609 Login# L435237
AIHA-LAP #100324

Dear Mr. Krause:

Enclosed are the analytical results for the samples received by our laboratory on March 05, 2018. All test results meet the quality control requirements of AIHA-LAP and NELAC unless otherwise stated in this report. All samples on the chain of custody were received in good condition unless otherwise noted.

Results in this report are based on the sampling data provided by the client and refer only to the samples as they were received at the laboratory. When possible, non-IOM samples will be retained for 14 days following the date of this report (unless an extension is specifically requested). IOM samples are retained for 7 days.

Current Scopes of Accreditation can be viewed at www.sgsgalson.com in the accreditations section of the "About" page.

Please contact Tonya Lancaster at (888) 432-5227, if you would like any additional information regarding this report. Thank you for using SGS Galson.

Sincerely,

SGS Galson

Lisa Swab

Lisa Swab
Laboratory Director

Enclosure(s)

LABORATORY ANALYSIS REPORT

SGS GALSON

6601 Kirkville Road
East Syracuse, NY 13057
(315) 432-5227
FAX: (315) 437-0571
www.galsonlabs.com

Client : Forensic Analytical Consulting- Florida
Site : TNB
Project No. : PJ35744

Date Sampled : 28-FEB-18
Date Received : 05-MAR-18
Date Analyzed : 06-MAR-18
Report ID : 1050661

Account No.: 32609
Login No. : L435237
Units : ppbv

Galson ID:	LOQ	L435237-1	L435237-2	L435237-3
Client ID:	ppbv	01B-022818	02B-022818	03B-022818
Tetrachloroethylene	1.0	50	47	46

Analytical Method: mod. OSHA PV2120/mod. EPA TO15; GC/MS
Collection Media : Mini Can
Submitted by : BLD

QC by : SAP
Approved by : SAP
Date : 07-MAR-18

Supervisor: SAP
NYS DOH # : 11626

< -Less Than mg -Milligrams m3 -Cubic Meters ppbv-Parts per Billion Volume NS -Not Specified L -Liters
> -Greater Than ug -Micrograms ND -Not Detected ppmv-Parts per Million Volume LOQ -Limit of Quantitation NA -Not Applicable

SGS GALSON

LABORATORY ANALYSIS REPORT

6601 Kirkville Road
East Syracuse, NY 13057
(315) 432-5227
FAX: (315) 437-0571
www.galsonlabs.com

Client : Forensic Analytical Consulting- Florida
Site : TNB
Project No. : PJ35744

Date Sampled : 28-FEB-18
Date Received : 05-MAR-18
Date Analyzed : 06-MAR-18
Report ID : 1050661

Account No.: 32609
Login No. : L435237
Units : ppbv

Galson ID:	LOQ	L435237-4
Client ID:	ppbv	04B-022818
Tetrachloroethylene	1.0	52

Analytical Method: mod. OSHA PV2120/mod. EPA TO15; GC/MS
Collection Media : Mini Can
Submitted by : BLD

QC by : SAP
Approved by : SAP
Date : 07-MAR-18

Supervisor: SAP
NYS DOH # : 11626

< -Less Than mg -Milligrams m3 -Cubic Meters ppbv-Parts per Billion Volume NS -Not Specified L -Liters
> -Greater Than ug -Micrograms ND -Not Detected ppmv-Parts per Million Volume LOQ -Limit of Quantitation NA -Not Applicable

LABORATORY FOOTNOTE REPORT

SGS GALSON

6601 Kirkville Road
East Syracuse, NY 13057
(315) 432-5227
FAX: (315) 437-0571
www.galsonlabs.com

Client Name : Forensic Analytical Consulting- Florida
Site : TNB
Project No. : PJ35744

Date Sampled : 28-FEB-18
Date Received: 05-MAR-18
Date Analyzed: 06-MAR-18

Account No.: 32609
Login No. : L435237

This document is issued by the Company under its General Conditions of Service accessible at http://www.sgs.com/en/Terms-and-Conditions.aspx. Attention is drawn to the limitation of liability, indemnification and jurisdiction issues defined therein.

Any holder of this document is advised that information contained herein reflects the Company's findings at the time of its intervention only and within the limits of Client's instructions, if any. The Company's sole responsibility is to its Client and this document does not exonerate parties to a transaction from exercising all their rights and obligations under the transaction documents. Any unauthorized alteration, forgery or falsification of the content or appearance of this document is unlawful and offenders may be prosecuted to the fullest extent of the law.

Unless otherwise noted below, all quality control results associated with the samples were within established control limits or did not impact reported results.

Note: The findings recorded within this report were drawn from analysis of the sample(s) provided to the laboratory by the Client (or a third party acting at the Client's direction). The laboratory does not have control over the sampling process. The findings herein constitute no warranty of the samples' representativeness of any sampled environment and strictly relate to the samples as they were presented to the laboratory.

Unrounded results are carried through the calculations that yield the final result and the final result is rounded to the number of significant figures appropriate to the accuracy of the analytical method. Please note that results appearing in the columns preceeding the final result column may have been rounded and therefore, if carried through the calculations, may not yield an identical final result to the one reported.

The stated LOQs for each analyte represent the demonstrated LOQ concentrations prior to correction for desorption efficiency (if applicable).

Unless otherwise noted below, reported results have not been blank corrected for any field blank or method blank.

L435237 (Report ID: 1050661):
SOPs: in-vocs(33)

L435237 (Report ID: 1050661):
Accuracy and mean recovery data presented below is based on a 95% confidence interval (k=2). The estimated accuracy applies to the media, technology, and SOP referenced in this report and does not account for the uncertainty associated with the sampling process. The accuracy is based solely on spike recovery data from internal quality control samples. Where N/A appears below, insufficient data is available to provide statistical accuracy and mean recovery values for the associated analyte.

Parameter	Accuracy	Mean Recovery
Tetrachloroethylene	+/-13.6%	97.7%

< -Less Than	mg -Milligrams	m3 -Cubic Meters	kg -Kilograms	ppm -Parts per Million	
> -Greater Than	ug -Micrograms	l -Liters	NS -Not Specified	ND -Not Detected	NA -Not Applicable

771667765417
Date:03/05/18
Shipper:FEDEX
Initials:MAK
Prep:UNKNOWN

L435237

GALSON CHAIN OF CUSTODY

C2-C3

Turn Around Time (TAT):	(surcharge)
☐ Standard	0%
☐ 4 Business Days	35%
☐ 3 Business Days	50%
☐ 2 Business Days	75%
☐ Next Day by 6pm	100%
☐ Next Day by Noon	150%
☐ Same Day	200%

☑ Samples submitted using the FreePumpLoan™ Program
☐ Samples submitted using the FreeSamplingBadges™ Program

You may edit and complete this COC electronically by logging in to your Client Portal account at https://portal.galsonlabs.com/

Client Acct No.: 32609
Original Prep No.: PSY465911
CS Rep: TLANCASTER
Online COC No.: 146680

Report To: Mr. David Krause
Company Name: Forensic Analytical Consulting Services
Address 1: 2976 Wellington Circle W
Address 2:
City, State Zip: Tallahassee, FL 32309
Phone No.: 850 - 766 - 1938
Cell No.: 850 - 766 - 1938
Email reports to: dkrause@forensicanalytical.com, ~~rjeans@forensicanalytical.com~~
Comments:

Invoice To: Accounts Payable
Company Name: Forensic Analytical Consulting- Florida
Address 1: 21228 Cabor Blvd
Address 2:
City, State Zip: Hayward, CA 94545
Phone No.: 510 - 266 - 4600
Email Address: facstlh@gmail.com
Comments:
P.O. No.:
Payment info.: ☐ I will call SGS Galson to provide credit card info
☐ Card on File (enter the last five digits on the line below)

Comments: Email report to dkrause@forensicanalytical.com and SIthwaru@forensicanalytical.com

State Sampled: GA

Please indicate which OEL(s) this data will be used for: ☐ OSHA PEL ☐ ACGIH TLV ☐ MSHA ☐ Cal OSHA ☐ IAQ: _____ (Specify Limit(s)) ☐ Other: _____ (Specify Other)

Site Name: TNB
Project: PJ35744
Sampled By: Shaiasia I. Womack
List description of industry or Process/interferences present in sampling area:

Sample ID * (Maximum of 20 Characters)	Date Sampled *	Collection Medium	Sample Volume Sample Time Sample Area *	Liters Minutes in², cm², ft² *	Analysis Requested	Method Reference ^	Hexavalent Chromium Process (e.g., welding, plating, painting, etc.)
01B-022818	2/28/18	Minican, 1 L	8	hours	Tetrachloroethylene (PCE) only	TO15	
02B-022818	2/28/18	Minican, 1 L	8	hours	↓	TO15	

☐ ^ If the method(s) indicated on the COC are not our routine/preferred method(s), we will substitute our routine/preferred methods. If this is not acceptable, check here to have us contact you.

Chain of Custody	Print Name / Signature		Date	Time		Print Name / Signature		Date	Time
Relinquished By:	Shaiasia I. W	Shaiasia I. Womack	3/1/18	1:15pm	Received By:				
Relinquished By:					Received By:	Michelle Krause	Michelle Krause	3/5/18	1034

* You must fill in these columns for any samples which you are submitting.

Samples received after 3pm will be considered as next day's business.

Online COC No.: 146680
Prep No.: PSY465911
Account No.: 32609
Draft: 2/21/2018 4:29:23 PM

All services are rendered in accordance with the applicable SGS General Conditions of Service accessible via: http://www.sgs.com/en/Terms-and-Conditions.aspx

SGS North America Inc. | 6601 Kirkville Road E. Syracuse, NY 13057, USA t +1 888 432 5227 | +1 315 432 5227 www.galsonlabs.com | www.sgs.com

Member of the SGS Group (SGS SA)

SGS GALSON

CHAIN OF CUSTODY

Comments :

Sample ID * (Maximum of 20 Characters)	Date Sampled *	Collection Medium	Sample Volume Sample Time Sample Area *	Liters Minutes in², cm², ft² *	Analysis Requested	Method Reference ^	Hexavalent Chromium Process (e.g., welding, plating, painting, etc.)
03B-022818	2/28/18	Minican, 1 L	8	hours	Tetrachloroethylene (PCE) only	TO15	
04B-022818	2/28/18	Minican, 1 L	8	hours	↓	TO 15	

☐ ^ If the method(s) indicated on the COC are not our routine/preferred method(s), we will substitute our routine/preferred methods. If this is not acceptable, check here to have us contact you.

Chain of Custody	Print Name / Signature		Date	Time		Print Name / Signature		Date	Time
Relinquished By :	Shaiasia W	Shaiasia Pugnat	3/1/18	1:15pm	Received By :				
Relinquished By :					Received By :	Michelle Krause	Michelle Krause	3/5/18	1034

* You must fill in these columns for any samples which you are submitting.

Samples received after 3pm will be considered as next day's business.

Online COC No. : 146680
Prep No. : PSY465911
Account No. : 32609
Draft : 2/21/2018 4:29:23 PM

All services are rendered in accordance with the applicable SGS General Conditions of Service accessible via: http://www.sgs.com/en/Terms-and-Conditions.aspx

SGS North America Inc. | 6601 Kirkville Road E. Syracuse, NY 13057, USA t +1 888 432 5227 | +1 315 432 5227 www.galsonlabs.com | www.sgs.com

Member of the SGS Group (SGS SA)

Larry Carter
Peachtree Environmental
3000 Northwoods Pkwy
Norcross, GA 30071

RE: Vapor Intrusion Report
Thomasville National Bank (TNB)
301 Broad Street
Thomasville, GA 31792

Mr. Carter,

Atlas Geo-Sampling Company (Atlas) was contracted by Peachtree Environmental (Peachtree) to conduct a comprehensive vapor intrusion investigation onsite at the Thomasville National Bank building as well as off site. The onsite investigation consisted of the installation of 6 sub-slab points within the main bank structure and the collection of 4 indoor air and 2 ambient air samples. The off site investigation was conducted in the areas that lie within 100 foot radius from the known off dissolved groundwater plume. The 100' radius was selected to be consistent with current EPA guidance. Figure 1 and 2 depict the location of all samples collected can be found in **Appendix I**. A cancer risk of 10-5 and a hazard quotient of 1 was used during the evaluation of all analytical results.

Thomasville National Bank Building

Indoor Air Samples

Four indoor air samples were collected within the main bank building. Two ambient air samples were collected during the same time period as the four indoor air samples. Both the indoor and ambient air samples were collected in individually certified 6 liter summa canisters equipped with 8 hour collection time flow controllers. The summa canisters were provided by H&P Mobile Geochemistry of Carlsbad, California. **Figure 1** indicates the location of the indoor and ambient air samples.

All chemical products were removed from the bank building approximately 24 hours prior to the start of sample collection. The HVAC system was operated in manner

consistent with normal operations. The indoor air samples were collected during a period when no employees or customers present in the building and were collected prior to the installation of the sub-slab implants. **Appendix III** contains a copy of the field data report with contains all necessary documentation for the samples that were collected. Summa canister ID numbers, flow controller ID #'s, starting and end times as well as starting an end vacuums are all contained in the field data report.

The analytical results for the indoor air samples were input into the EPA Vapor Intrusion Screening Level (VISL) calculator to evaluate whether the there were any exceedances for individual chemical compounds as well as comparison to the cancer risk (10-5) and non cancer hazard quotient. A copy of the VISL output can be found in **Appendix IV**. **Appendix II** contains the laboratory report for the indoor and ambient air samples.

A review of the VISL output for the 4 indoor air samples do not indicate an exceedance for any chemical compound or an exceedance of the acceptable cancer risk or non hazard quotient. Although no exceedances of any chemical above either the cancer screening level or the non cancer screening level, high levels of PCE was detected on all 4 ambient air samples. The table below lists the PCE levels for each of the 4 indoor air samples as well as the cancer and non cancer screening levels.

Sample ID	Detected PCE Concentration (ug/m3)	PCE Cancer Screening Level (ug/m3)	PCE Non Cancer Screening Level (ug/m3)
IA-1 8-25-2018	87	470	180
IA-2 8-25-2018	87	470	180
IA-3 8-25-2018	93	470	180
IA-4 8-25-2018	98	470	180

Sub-slab Samples

6 sub-slab implants were installed within the main bank building on 8-26-18 and were sampled on 8-27-2018. All sub-slab samples were collected in batch certified 400-mL summa canisters provided by H&P Mobile Geochemistry of Carlsbad California. The 400-mL summa canisters were outfitted with 200 mL/min flow controllers. The laboratory report has been included as **Appendix II.**

All appropriate QA/QC procedures (helium leak test, secondary leak test, purge of ambient air, etc.) were performed prior to sample collection. QA/QC information as well as additional site and sample specific information were recorded in the field data report. The field data report has been included as **Appendix III.**

The analytical results for the sub-slab samples were input into the EPA Vapor Intrusion Screening Level (VISL) calculator to evaluate whether the there were any exceedances for individual chemical compounds as well as comparison to the cancer risk (10-5) and non cancer hazard quotient. A copy of the VISL output can be found in **Appendix IV**.

A review of the laboratory results indicates very high levels of PCE in the sub-slab soil gas samples. The high levels far exceed that allowable soil gas screening levels for PCE. The table below summarizes that PCE concentrations as wells as the soil gas screening level for PCE.

Sample ID	Detected PCE Concentration (ug/m3)	Soil Gas Screening Level (ug/m3)
SS-1 8-26-18	220000	6000
SS-2 8-26-18	360000	6000
SS-3 8-26-18	340000	6000
SS-4 8-26-18	180000	6000
SS-5 8-26-18	2700000	6000
SS-6 8-26-18	730000	6000

Off Site Soil Vapor Evaluation

A well documented chlorinated solvent groundwater plume extends from the subject property in a Southwesterly direction. There are numerous structures underlain by this groundwater plume. To be consistent with the current EPA guideline of evaluating structures that lie within the groundwater plume or within 100’ laterally of the edge of the groundwater plume, an offsite shallow soil vapor assessment was conducted. The assessment consisted of collecting shallow soil vapor samples (2.5’ below ground surface) at locations along the centerline of the groundwater plume and at select locations on the 100’ radius (from the edge of the groundwater plume). The data was used to determine if any of the structures within this radius were at risk of vapor intrusion from the dissolved groundwater plume.

Refer to **Figure 2** in **Appendix I** for a site map with sample locations.

All appropriate QA/QC procedures (helium leak test, secondary leak test, purge of ambient air, etc.) were performed prior to sample collection. QA/QC information as well as additional site and sample specific information were recorded in the field data report. The field data report has been included as **Appendix III.**

The analytical results for the shallow soil vapor samples were input into the EPA Vapor Intrusion Screening Level (VISL) calculator to evaluate whether the there were any exceedances for individual chemical compounds as well as comparison to the cancer risk (10-5) and non cancer hazard quotient. A copy of the VISL output can be found in **Appendix IV**. **Appendix II** contains the laboratory report for the soil vapor samples.

A review of the VISL output for the soil vapor do not indicate an exceedance for any chemical compound or an exceedance of the acceptable cancer risk or non hazard quotient. The table below summarizes the PCE concentration detected in the various shallow soil gas samples.

Sample ID	Detected PCE Concentration (ug/m3)	Soil Gas Screening Level (ug/m3)
SV-1 8-25-18	ND	6000
SV-2 8-25-18	ND	6000
SV-3 8-25-18	16	6000
SV-4 8-25-18	ND	6000
SV-5 8-25-18	ND	6000
SV-6 8-25-18	1800	6000
SV-7 8-25-18	ND	6000
SV-8 8-25-18	8.4	6000
SV-9 8-25-18	110	6000
SV-10 8-25-18	ND	6000
SV-11 8-25-18	73	6000
SV-12 8-25-18	4600	6000
SV-13 8-25-18	14	6000

Conclusions:

Thomasville National Bank Building

The results of the indoor air sampling and the sub-slab sampling indicates a very high level PCE in the subsurface and elevated levels in the indoor air. The bank building has an elevator that is constructed with a pit or sump that extends below the levels on the concrete slab and may act as a preferential pathway for the high levels of PCE to migrate from the sub-slab to the indoor air. Previous sampling (conducted by other) indicated a significantly higher level of contamination during hours of normal business operation. One possible explanation for this could be the operation of the elevator. Additional testing would be required to verify if the elevator is acting as a preferential pathway. Although the levels of PCE detected in the indoor air are currently below the applicable risk levels, the very high levels detected in the sub-slab present a continuing risk.

Off Site Soil Vapor Evaluation

A review of the samples collected from offsite do not indicate a risk to structures that are underlain by the groundwater plume. Elevated levels of PCE were detected along the "centerline" of the dissolved plume but do not appear to be risk to the nearby structures.

If you have any questions concerning this report, please feel free to contact me via email at jimfineis@atlas-geo.com or via phone at 770-883-3372.

Jim Fineis P.G.
President
Atlas Geo-Sampling Company / Total Vapor Solutions

Appendix I
Maps

Shallow Soil Vapor Sample Location

Thomasville National Bank 301 N Broad Street Thomasville, GA	Site Map with Shallow Soil Vapor Sample Locations	Figure 1

- Indoor Air Sample Location
- Sub-slab Sample Location
- Ambient Air Sample Location

Thomasville National Bank 301 N Broad Street Thomasville, GA	Site Map with Indoor Air, Sub-slab and Ambient Air Locations	Figure 2

Appendix II
Laboratory Report

H&P Mobile Geochemistry Inc.

10 September 2018

Mr. Jim Fineis
Atlas Geo-Sampling Company
120 Nottaway Lane
Alpharetta, GA 30009

H&P Project: AG082918-14
Client Project: TNB/Thomasville,GA

Dear Mr. Jim Fineis:

Enclosed is the analytical report for the above referenced project. The data herein applies to samples as received by H&P Mobile Geochemistry, Inc. on 29-Aug-18 which were analyzed in accordance with the attached Chain of Custody record(s).

The results for all sample analyses and required QA/QC analyses are presented in the following sections and summarized in the documents:

- Sample Summary
- Case Narrative (if applicable)
- Sample Results
- Quality Control Summary
- Notes and Definitions / Appendix
- Chain of Custody
- Sampling Logs (if applicable)

Unless otherwise noted, I certify that all analyses were performed and reviewed in compliance with our Quality Systems Manual and Standard Operating Procedures. This report shall not be reproduced, except in full, without the written approval of H&P Mobile Geochemistry, Inc.

We at H&P Mobile Geochemistry, Inc. sincerely appreciate the opportunity to provide analytical services to you on this project. If you have any questions or concerns regarding this analytical report, please contact me at your convenience at 760-804-9678.

Sincerely,

Janis La Roux
Laboratory Director

H&P Mobile Geochemistry, Inc. is certified under the California ELAP and the National Environmental Laboratory Accreditation Conference (NELAC). H&P is approved as an Environmental Testing Laboratory and Mobile Laboratory in accordance with the DoD-ELAP Program and ISO/IEC 17025:2005 programs, accreditation number 69070 for EPA Method TO-15, H&P Method TO-15, EPA Method 8260B and H&P 8260SV.

H&P Mobile
Geochemistry Inc.

2470 Impala Drive
Carlsbad, CA 92010
760-804-9678 Phone
760-804-9159 Fax

Atlas Geo-Sampling Company	Project:	AG082918-14	
120 Nottaway Lane	Project Number:	TNB/Thomasville,GA	Reported:
Alpharetta, GA 30009	Project Manager:	Mr. Jim Fineis	10-Sep-18 11:51

ANALYTICAL REPORT FOR SAMPLES

Sample ID	Laboratory ID	Matrix	Date Sampled	Date Received
IA-1 8-14-18	E808104-01	Vapor	14-Aug-18	29-Aug-18
IA-2 8-14-18	E808104-02	Vapor	14-Aug-18	29-Aug-18
IA-3 8-14-18	E808104-03	Vapor	14-Aug-18	29-Aug-18
IA-4 8-14-18	E808104-04	Vapor	14-Aug-18	29-Aug-18
AA-1 8-14-18	E808104-05	Vapor	14-Aug-18	29-Aug-18
AA-2 8-14-18	E808104-06	Vapor	14-Aug-18	29-Aug-18

H&P Mobile
Geochemistry Inc.

2470 Impala Drive
Carlsbad, CA 92010
760-804-9678 Phone
760-804-9159 Fax

Atlas Geo-Sampling Company	Project: AG082918-14	
120 Nottaway Lane	Project Number: TNB/Thomasville,GA	Reported:
Alpharetta, GA 30009	Project Manager: Mr. Jim Fineis	10-Sep-18 11:51

DETECTIONS SUMMARY

Sample ID: **IA-1 8-14-18** Laboratory ID: **E808104-01**

Analyte	Result	Reporting Limit	Units	Method	Notes
Chloromethane	**0.95**	0.21	ug/m3	EPA TO-15	
Trichlorofluoromethane (F11)	**1.4**	0.56	ug/m3	EPA TO-15	
Methylene chloride (Dichloromethane)	**0.49**	0.35	ug/m3	EPA TO-15	
2-Butanone (MEK)	**2.8**	0.60	ug/m3	EPA TO-15	
Chloroform	**0.25**	0.25	ug/m3	EPA TO-15	
1,2-Dichloroethane (EDC)	**1.6**	0.41	ug/m3	EPA TO-15	
Benzene	**0.61**	0.16	ug/m3	EPA TO-15	QL-1H
Carbon tetrachloride	**0.57**	0.32	ug/m3	EPA TO-15	
Toluene	**1.8**	0.76	ug/m3	EPA TO-15	
Tetrachloroethene	**87**	0.69	ug/m3	EPA TO-15	
m,p-Xylene	**0.92**	0.44	ug/m3	EPA TO-15	
Styrene	**0.65**	0.43	ug/m3	EPA TO-15	
1,2,4-Trimethylbenzene	**0.80**	0.50	ug/m3	EPA TO-15	

Sample ID: **IA-2 8-14-18** Laboratory ID: **E808104-02**

Analyte	Result	Reporting Limit	Units	Method	Notes
Chloromethane	**1.4**	0.21	ug/m3	EPA TO-15	
Trichlorofluoromethane (F11)	**1.4**	0.56	ug/m3	EPA TO-15	
Methylene chloride (Dichloromethane)	**0.85**	0.35	ug/m3	EPA TO-15	
Carbon disulfide	**0.32**	0.32	ug/m3	EPA TO-15	
2-Butanone (MEK)	**9.8**	0.60	ug/m3	EPA TO-15	
Chloroform	**0.39**	0.25	ug/m3	EPA TO-15	
1,2-Dichloroethane (EDC)	**2.3**	0.41	ug/m3	EPA TO-15	
Benzene	**0.87**	0.16	ug/m3	EPA TO-15	QL-1H
Carbon tetrachloride	**0.57**	0.32	ug/m3	EPA TO-15	
Toluene	**20**	0.76	ug/m3	EPA TO-15	
Tetrachloroethene	**87**	0.69	ug/m3	EPA TO-15	
Ethylbenzene	**1.3**	0.44	ug/m3	EPA TO-15	
m,p-Xylene	**2.8**	0.44	ug/m3	EPA TO-15	
Styrene	**1.9**	0.43	ug/m3	EPA TO-15	
o-Xylene	**1.2**	0.44	ug/m3	EPA TO-15	
1,2,4-Trimethylbenzene	**1.2**	0.50	ug/m3	EPA TO-15	

Sample ID: **IA-3 8-14-18** Laboratory ID: **E808104-03**

Analyte	Result	Reporting Limit	Units	Method	Notes

H&P Mobile
Geochemistry Inc.

2470 Impala Drive
Carlsbad, CA 92010
760-804-9678 Phone
760-804-9159 Fax

Atlas Geo-Sampling Company	Project: AG082918-14	
120 Nottaway Lane	Project Number: TNB/Thomasville,GA	Reported:
Alpharetta, GA 30009	Project Manager: Mr. Jim Fineis	10-Sep-18 11:51

Sample ID: **IA-3 8-14-18** Laboratory ID: **E808104-03**

Analyte	Result	Reporting Limit	Units	Method	Notes
Dichlorodifluoromethane (F12)	**1.1**	1.0	ug/m3	EPA TO-15	
Chloromethane	**1.5**	0.21	ug/m3	EPA TO-15	
Trichlorofluoromethane (F11)	**1.4**	0.56	ug/m3	EPA TO-15	
Methylene chloride (Dichloromethane)	**0.39**	0.35	ug/m3	EPA TO-15	
2-Butanone (MEK)	**2.7**	0.60	ug/m3	EPA TO-15	
Chloroform	**0.30**	0.25	ug/m3	EPA TO-15	
1,2-Dichloroethane (EDC)	**1.5**	0.41	ug/m3	EPA TO-15	
Benzene	**0.68**	0.16	ug/m3	EPA TO-15	QL-1H
Carbon tetrachloride	**0.57**	0.32	ug/m3	EPA TO-15	
Toluene	**3.5**	0.76	ug/m3	EPA TO-15	
Tetrachloroethene	**93**	0.69	ug/m3	EPA TO-15	
Ethylbenzene	**0.48**	0.44	ug/m3	EPA TO-15	
m,p-Xylene	**1.1**	0.44	ug/m3	EPA TO-15	
Styrene	**0.73**	0.43	ug/m3	EPA TO-15	
o-Xylene	**0.48**	0.44	ug/m3	EPA TO-15	
1,2,4-Trimethylbenzene	**0.85**	0.50	ug/m3	EPA TO-15	

Sample ID: **IA-4 8-14-18** Laboratory ID: **E808104-04**

Analyte	Result	Reporting Limit	Units	Method	Notes
Dichlorodifluoromethane (F12)	**1.4**	1.0	ug/m3	EPA TO-15	
Chloromethane	**1.5**	0.21	ug/m3	EPA TO-15	
Trichlorofluoromethane (F11)	**1.4**	0.56	ug/m3	EPA TO-15	
Methylene chloride (Dichloromethane)	**0.42**	0.35	ug/m3	EPA TO-15	
2-Butanone (MEK)	**4.9**	0.60	ug/m3	EPA TO-15	
Chloroform	**0.30**	0.25	ug/m3	EPA TO-15	
1,2-Dichloroethane (EDC)	**1.6**	0.41	ug/m3	EPA TO-15	
Benzene	**0.71**	0.16	ug/m3	EPA TO-15	QL-1H
Carbon tetrachloride	**0.57**	0.32	ug/m3	EPA TO-15	
Toluene	**1.9**	0.76	ug/m3	EPA TO-15	
2-Hexanone (MBK)	**1.1**	0.83	ug/m3	EPA TO-15	
Tetrachloroethene	**98**	0.69	ug/m3	EPA TO-15	
m,p-Xylene	**1.1**	0.44	ug/m3	EPA TO-15	
Styrene	**0.73**	0.43	ug/m3	EPA TO-15	
o-Xylene	**0.48**	0.44	ug/m3	EPA TO-15	
1,2,4-Trimethylbenzene	**0.90**	0.50	ug/m3	EPA TO-15	

H&P Mobile
Geochemistry Inc.

2470 Impala Drive
Carlsbad, CA 92010
760-804-9678 Phone
760-804-9159 Fax

Atlas Geo-Sampling Company	Project:	AG082918-14	
120 Nottaway Lane	Project Number:	TNB/Thomasville,GA	Reported:
Alpharetta, GA 30009	Project Manager:	Mr. Jim Fineis	10-Sep-18 11:51

Sample ID: **AA-1 8-14-18** Laboratory ID: **E808104-05**

Analyte	Result	Reporting Limit	Units	Method	Notes
Dichlorodifluoromethane (F12)	**1.4**	1.0	ug/m3	EPA TO-15	
Chloromethane	**1.2**	0.21	ug/m3	EPA TO-15	
Trichlorofluoromethane (F11)	**1.3**	0.56	ug/m3	EPA TO-15	
2-Butanone (MEK)	**0.99**	0.60	ug/m3	EPA TO-15	
Benzene	**0.45**	0.16	ug/m3	EPA TO-15	QL-1H
Carbon tetrachloride	**0.51**	0.32	ug/m3	EPA TO-15	
Toluene	**0.92**	0.76	ug/m3	EPA TO-15	
m,p-Xylene	**0.44**	0.44	ug/m3	EPA TO-15	

Sample ID: **AA-2 8-14-18** Laboratory ID: **E808104-06**

Analyte	Result	Reporting Limit	Units	Method	Notes
Dichlorodifluoromethane (F12)	**1.5**	1.0	ug/m3	EPA TO-15	
Chloromethane	**1.2**	0.21	ug/m3	EPA TO-15	
Trichlorofluoromethane (F11)	**1.4**	0.56	ug/m3	EPA TO-15	
2-Butanone (MEK)	**2.1**	0.60	ug/m3	EPA TO-15	
Benzene	**0.52**	0.16	ug/m3	EPA TO-15	QL-1H
Carbon tetrachloride	**0.57**	0.32	ug/m3	EPA TO-15	
Toluene	**3.3**	0.76	ug/m3	EPA TO-15	
m,p-Xylene	**0.62**	0.44	ug/m3	EPA TO-15	

H&P Mobile
Geochemistry Inc.

2470 Impala Drive
Carlsbad, CA 92010
760-804-9678 Phone
760-804-9159 Fax

Atlas Geo-Sampling Company	Project:	AG082918-14	
120 Nottaway Lane	Project Number:	TNB/Thomasville,GA	Reported:
Alpharetta, GA 30009	Project Manager:	Mr. Jim Fineis	10-Sep-18 11:51

Volatile Organic Compounds by EPA TO-15

H&P Mobile Geochemistry, Inc.

Analyte	Result	Reporting Limit	Units	Dilution Factor	Batch	Prepared	Analyzed	Method	Notes
IA-1 8-14-18 (E808104-01) Vapor Sampled: 14-Aug-18 Received: 29-Aug-18									
Dichlorodifluoromethane (F12)	ND	1.0	ug/m3	1	EI80403	05-Sep-18	05-Sep-18	EPA TO-15	
Chloromethane	**0.95**	0.21	"	"	"	"	"	"	
Dichlorotetrafluoroethane (F114)	ND	0.71	"	"	"	"	"	"	
Vinyl chloride	ND	0.13	"	"	"	"	"	"	
Bromomethane	ND	0.39	"	"	"	"	"	"	
Chloroethane	ND	0.27	"	"	"	"	"	"	
Trichlorofluoromethane (F11)	**1.4**	0.56	"	"	"	"	"	"	
1,1-Dichloroethene	ND	0.40	"	"	"	"	"	"	
1,1,2-Trichlorotrifluoroethane (F113)	ND	0.77	"	"	"	"	"	"	
Methylene chloride (Dichloromethane)	**0.49**	0.35	"	"	"	"	"	"	
Carbon disulfide	ND	0.32	"	"	"	"	"	"	
trans-1,2-Dichloroethene	ND	0.40	"	"	"	"	"	"	
1,1-Dichloroethane	ND	0.41	"	"	"	"	"	"	
2-Butanone (MEK)	**2.8**	0.60	"	"	"	"	"	"	
cis-1,2-Dichloroethene	ND	0.40	"	"	"	"	"	"	
Chloroform	**0.25**	0.25	"	"	"	"	"	"	
1,1,1-Trichloroethane	ND	0.55	"	"	"	"	"	"	
1,2-Dichloroethane (EDC)	**1.6**	0.41	"	"	"	"	"	"	
Benzene	**0.61**	0.16	"	"	"	"	"	"	QL-1H
Carbon tetrachloride	**0.57**	0.32	"	"	"	"	"	"	
Trichloroethene	ND	0.55	"	"	"	"	"	"	
1,2-Dichloropropane	ND	0.47	"	"	"	"	"	"	
Bromodichloromethane	ND	0.68	"	"	"	"	"	"	
cis-1,3-Dichloropropene	ND	0.46	"	"	"	"	"	"	
4-Methyl-2-pentanone (MIBK)	ND	0.83	"	"	"	"	"	"	
trans-1,3-Dichloropropene	ND	0.46	"	"	"	"	"	"	
Toluene	**1.8**	0.76	"	"	"	"	"	"	
1,1,2-Trichloroethane	ND	0.55	"	"	"	"	"	"	
2-Hexanone (MBK)	ND	0.83	"	"	"	"	"	"	
Dibromochloromethane	ND	1.7	"	"	"	"	"	"	
Tetrachloroethene	**87**	0.69	"	"	"	"	"	"	
1,2-Dibromoethane (EDB)	ND	0.78	"	"	"	"	"	"	
1,1,1,2-Tetrachloroethane	ND	0.70	"	"	"	"	"	"	
Chlorobenzene	ND	0.47	"	"	"	"	"	"	
Ethylbenzene	ND	0.44	"	"	"	"	"	"	
m,p-Xylene	**0.92**	0.44	"	"	"	"	"	"	
Styrene	**0.65**	0.43	"	"	"	"	"	"	
o-Xylene	ND	0.44	"	"	"	"	"	"	

H&P Mobile
Geochemistry Inc.

2470 Impala Drive
Carlsbad, CA 92010
760-804-9678 Phone
760-804-9159 Fax

Atlas Geo-Sampling Company	Project:	AG082918-14	
120 Nottaway Lane	Project Number:	TNB/Thomasville,GA	Reported:
Alpharetta, GA 30009	Project Manager:	Mr. Jim Fineis	10-Sep-18 11:51

Volatile Organic Compounds by EPA TO-15

H&P Mobile Geochemistry, Inc.

Analyte	Result	Reporting Limit	Units	Dilution Factor	Batch	Prepared	Analyzed	Method	Notes
IA-1 8-14-18 (E808104-01) Vapor Sampled: 14-Aug-18 Received: 29-Aug-18									
Bromoform	ND	1.0	ug/m3	1	EI80403	05-Sep-18	05-Sep-18	EPA TO-15	
1,1,2,2-Tetrachloroethane	ND	0.70	"	"	"	"	"	"	
4-Ethyltoluene	ND	0.50	"	"	"	"	"	"	
1,3,5-Trimethylbenzene	ND	0.50	"	"	"	"	"	"	
1,2,4-Trimethylbenzene	**0.80**	0.50	"	"	"	"	"	"	
1,3-Dichlorobenzene	ND	0.61	"	"	"	"	"	"	
1,4-Dichlorobenzene	ND	0.61	"	"	"	"	"	"	
1,2-Dichlorobenzene	ND	0.61	"	"	"	"	"	"	
1,2,4-Trichlorobenzene	ND	1.9	"	"	"	"	"	"	
Hexachlorobutadiene	ND	2.7	"	"	"	"	"	"	
Surrogate: 1,2-Dichloroethane-d4		*125 %*		*76-134*	"	"	"	"	
Surrogate: Toluene-d8		*114 %*		*78-125*	"	"	"	"	
Surrogate: 4-Bromofluorobenzene		*97.4 %*		*77-127*	"	"	"	"	
IA-2 8-14-18 (E808104-02) Vapor Sampled: 14-Aug-18 Received: 29-Aug-18									
Dichlorodifluoromethane (F12)	ND	1.0	ug/m3	1	EI80403	05-Sep-18	05-Sep-18	EPA TO-15	
Chloromethane	**1.4**	0.21	"	"	"	"	"	"	
Dichlorotetrafluoroethane (F114)	ND	0.71	"	"	"	"	"	"	
Vinyl chloride	ND	0.13	"	"	"	"	"	"	
Bromomethane	ND	0.39	"	"	"	"	"	"	
Chloroethane	ND	0.27	"	"	"	"	"	"	
Trichlorofluoromethane (F11)	**1.4**	0.56	"	"	"	"	"	"	
1,1-Dichloroethene	ND	0.40	"	"	"	"	"	"	
1,1,2-Trichlorotrifluoroethane (F113)	ND	0.77	"	"	"	"	"	"	
Methylene chloride (Dichloromethane)	**0.85**	0.35	"	"	"	"	"	"	
Carbon disulfide	**0.32**	0.32	"	"	"	"	"	"	
trans-1,2-Dichloroethene	ND	0.40	"	"	"	"	"	"	
1,1-Dichloroethane	ND	0.41	"	"	"	"	"	"	
2-Butanone (MEK)	**9.8**	0.60	"	"	"	"	"	"	
cis-1,2-Dichloroethene	ND	0.40	"	"	"	"	"	"	
Chloroform	**0.39**	0.25	"	"	"	"	"	"	
1,1,1-Trichloroethane	ND	0.55	"	"	"	"	"	"	
1,2-Dichloroethane (EDC)	**2.3**	0.41	"	"	"	"	"	"	
Benzene	**0.87**	0.16	"	"	"	"	"	"	QL-1H
Carbon tetrachloride	**0.57**	0.32	"	"	"	"	"	"	
Trichloroethene	ND	0.55	"	"	"	"	"	"	
1,2-Dichloropropane	ND	0.47	"	"	"	"	"	"	

H&P Mobile
Geochemistry Inc.

2470 Impala Drive
Carlsbad, CA 92010
760-804-9678 Phone
760-804-9159 Fax

Atlas Geo-Sampling Company	Project:	AG082918-14	
120 Nottaway Lane	Project Number:	TNB/Thomasville,GA	Reported:
Alpharetta, GA 30009	Project Manager:	Mr. Jim Fineis	10-Sep-18 11:51

Volatile Organic Compounds by EPA TO-15

H&P Mobile Geochemistry, Inc.

Analyte	Result	Reporting Limit	Units	Dilution Factor	Batch	Prepared	Analyzed	Method	Notes
IA-2 8-14-18 (E808104-02) Vapor Sampled: 14-Aug-18 Received: 29-Aug-18									
Bromodichloromethane	ND	0.68	ug/m3	1	EI80403	05-Sep-18	05-Sep-18	EPA TO-15	
cis-1,3-Dichloropropene	ND	0.46	"	"	"	"	"	"	
4-Methyl-2-pentanone (MIBK)	ND	0.83	"	"	"	"	"	"	
trans-1,3-Dichloropropene	ND	0.46	"	"	"	"	"	"	
Toluene	**20**	0.76	"	"	"	"	"	"	
1,1,2-Trichloroethane	ND	0.55	"	"	"	"	"	"	
2-Hexanone (MBK)	ND	0.83	"	"	"	"	"	"	
Dibromochloromethane	ND	1.7	"	"	"	"	"	"	
Tetrachloroethene	**87**	0.69	"	"	"	"	"	"	
1,2-Dibromoethane (EDB)	ND	0.78	"	"	"	"	"	"	
1,1,1,2-Tetrachloroethane	ND	0.70	"	"	"	"	"	"	
Chlorobenzene	ND	0.47	"	"	"	"	"	"	
Ethylbenzene	**1.3**	0.44	"	"	"	"	"	"	
m,p-Xylene	**2.8**	0.44	"	"	"	"	"	"	
Styrene	**1.9**	0.43	"	"	"	"	"	"	
o-Xylene	**1.2**	0.44	"	"	"	"	"	"	
Bromoform	ND	1.0	"	"	"	"	"	"	
1,1,2,2-Tetrachloroethane	ND	0.70	"	"	"	"	"	"	
4-Ethyltoluene	ND	0.50	"	"	"	"	"	"	
1,3,5-Trimethylbenzene	ND	0.50	"	"	"	"	"	"	
1,2,4-Trimethylbenzene	**1.2**	0.50	"	"	"	"	"	"	
1,3-Dichlorobenzene	ND	0.61	"	"	"	"	"	"	
1,4-Dichlorobenzene	ND	0.61	"	"	"	"	"	"	
1,2-Dichlorobenzene	ND	0.61	"	"	"	"	"	"	
1,2,4-Trichlorobenzene	ND	1.9	"	"	"	"	"	"	
Hexachlorobutadiene	ND	2.7	"	"	"	"	"	"	
Surrogate: 1,2-Dichloroethane-d4		*123 %*		*76-134*	"	"	"	"	
Surrogate: Toluene-d8		*110 %*		*78-125*	"	"	"	"	
Surrogate: 4-Bromofluorobenzene		*93.9 %*		*77-127*	"	"	"	"	

H&P Mobile
Geochemistry Inc.

2470 Impala Drive
Carlsbad, CA 92010
760-804-9678 Phone
760-804-9159 Fax

Atlas Geo-Sampling Company	Project:	AG082918-14	
120 Nottaway Lane	Project Number:	TNB/Thomasville,GA	Reported:
Alpharetta, GA 30009	Project Manager:	Mr. Jim Fineis	10-Sep-18 11:51

Volatile Organic Compounds by EPA TO-15

H&P Mobile Geochemistry, Inc.

Analyte	Result	Reporting Limit	Units	Dilution Factor	Batch	Prepared	Analyzed	Method	Notes
IA-3 8-14-18 (E808104-03) Vapor Sampled: 14-Aug-18 Received: 29-Aug-18									
Dichlorodifluoromethane (F12)	**1.1**	1.0	ug/m3	1	EI80403	05-Sep-18	05-Sep-18	EPA TO-15	
Chloromethane	**1.5**	0.21	"	"	"	"	"	"	
Dichlorotetrafluoroethane (F114)	ND	0.71	"	"	"	"	"	"	
Vinyl chloride	ND	0.13	"	"	"	"	"	"	
Bromomethane	ND	0.39	"	"	"	"	"	"	
Chloroethane	ND	0.27	"	"	"	"	"	"	
Trichlorofluoromethane (F11)	**1.4**	0.56	"	"	"	"	"	"	
1,1-Dichloroethene	ND	0.40	"	"	"	"	"	"	
1,1,2-Trichlorotrifluoroethane (F113)	ND	0.77	"	"	"	"	"	"	
Methylene chloride (Dichloromethane)	**0.39**	0.35	"	"	"	"	"	"	
Carbon disulfide	ND	0.32	"	"	"	"	"	"	
trans-1,2-Dichloroethene	ND	0.40	"	"	"	"	"	"	
1,1-Dichloroethane	ND	0.41	"	"	"	"	"	"	
2-Butanone (MEK)	**2.7**	0.60	"	"	"	"	"	"	
cis-1,2-Dichloroethene	ND	0.40	"	"	"	"	"	"	
Chloroform	**0.30**	0.25	"	"	"	"	"	"	
1,1,1-Trichloroethane	ND	0.55	"	"	"	"	"	"	
1,2-Dichloroethane (EDC)	**1.5**	0.41	"	"	"	"	"	"	
Benzene	**0.68**	0.16	"	"	"	"	"	"	QL-1H
Carbon tetrachloride	**0.57**	0.32	"	"	"	"	"	"	
Trichloroethene	ND	0.55	"	"	"	"	"	"	
1,2-Dichloropropane	ND	0.47	"	"	"	"	"	"	
Bromodichloromethane	ND	0.68	"	"	"	"	"	"	
cis-1,3-Dichloropropene	ND	0.46	"	"	"	"	"	"	
4-Methyl-2-pentanone (MIBK)	ND	0.83	"	"	"	"	"	"	
trans-1,3-Dichloropropene	ND	0.46	"	"	"	"	"	"	
Toluene	**3.5**	0.76	"	"	"	"	"	"	
1,1,2-Trichloroethane	ND	0.55	"	"	"	"	"	"	
2-Hexanone (MBK)	ND	0.83	"	"	"	"	"	"	
Dibromochloromethane	ND	1.7	"	"	"	"	"	"	
Tetrachloroethene	**93**	0.69	"	"	"	"	"	"	
1,2-Dibromoethane (EDB)	ND	0.78	"	"	"	"	"	"	
1,1,1,2-Tetrachloroethane	ND	0.70	"	"	"	"	"	"	
Chlorobenzene	ND	0.47	"	"	"	"	"	"	
Ethylbenzene	**0.48**	0.44	"	"	"	"	"	"	
m,p-Xylene	**1.1**	0.44	"	"	"	"	"	"	
Styrene	**0.73**	0.43	"	"	"	"	"	"	
o-Xylene	**0.48**	0.44	"	"	"	"	"	"	

H&P Mobile
Geochemistry Inc.

2470 Impala Drive
Carlsbad, CA 92010
760-804-9678 Phone
760-804-9159 Fax

Atlas Geo-Sampling Company	Project:	AG082918-14	
120 Nottaway Lane	Project Number:	TNB/Thomasville,GA	Reported:
Alpharetta, GA 30009	Project Manager:	Mr. Jim Fineis	10-Sep-18 11:51

Volatile Organic Compounds by EPA TO-15

H&P Mobile Geochemistry, Inc.

Analyte	Result	Reporting Limit	Units	Dilution Factor	Batch	Prepared	Analyzed	Method	Notes
IA-3 8-14-18 (E808104-03) Vapor Sampled: 14-Aug-18 Received: 29-Aug-18									
Bromoform	ND	1.0	ug/m3	1	EI80403	05-Sep-18	05-Sep-18	EPA TO-15	
1,1,2,2-Tetrachloroethane	ND	0.70	"	"	"	"	"	"	
4-Ethyltoluene	ND	0.50	"	"	"	"	"	"	
1,3,5-Trimethylbenzene	ND	0.50	"	"	"	"	"	"	
1,2,4-Trimethylbenzene	**0.85**	0.50	"	"	"	"	"	"	
1,3-Dichlorobenzene	ND	0.61	"	"	"	"	"	"	
1,4-Dichlorobenzene	ND	0.61	"	"	"	"	"	"	
1,2-Dichlorobenzene	ND	0.61	"	"	"	"	"	"	
1,2,4-Trichlorobenzene	ND	1.9	"	"	"	"	"	"	
Hexachlorobutadiene	ND	2.7	"	"	"	"	"	"	
Surrogate: 1,2-Dichloroethane-d4		*123 %*		*76-134*	"	"	"	"	
Surrogate: Toluene-d8		*112 %*		*78-125*	"	"	"	"	
Surrogate: 4-Bromofluorobenzene		*97.4 %*		*77-127*	"	"	"	"	
IA-4 8-14-18 (E808104-04) Vapor Sampled: 14-Aug-18 Received: 29-Aug-18									
Dichlorodifluoromethane (F12)	**1.4**	1.0	ug/m3	1	EI80403	05-Sep-18	05-Sep-18	EPA TO-15	
Chloromethane	**1.5**	0.21	"	"	"	"	"	"	
Dichlorotetrafluoroethane (F114)	ND	0.71	"	"	"	"	"	"	
Vinyl chloride	ND	0.13	"	"	"	"	"	"	
Bromomethane	ND	0.39	"	"	"	"	"	"	
Chloroethane	ND	0.27	"	"	"	"	"	"	
Trichlorofluoromethane (F11)	**1.4**	0.56	"	"	"	"	"	"	
1,1-Dichloroethene	ND	0.40	"	"	"	"	"	"	
1,1,2-Trichlorotrifluoroethane (F113)	ND	0.77	"	"	"	"	"	"	
Methylene chloride (Dichloromethane)	**0.42**	0.35	"	"	"	"	"	"	
Carbon disulfide	ND	0.32	"	"	"	"	"	"	
trans-1,2-Dichloroethene	ND	0.40	"	"	"	"	"	"	
1,1-Dichloroethane	ND	0.41	"	"	"	"	"	"	
2-Butanone (MEK)	**4.9**	0.60	"	"	"	"	"	"	
cis-1,2-Dichloroethene	ND	0.40	"	"	"	"	"	"	
Chloroform	**0.30**	0.25	"	"	"	"	"	"	
1,1,1-Trichloroethane	ND	0.55	"	"	"	"	"	"	
1,2-Dichloroethane (EDC)	**1.6**	0.41	"	"	"	"	"	"	
Benzene	**0.71**	0.16	"	"	"	"	"	"	QL-1H
Carbon tetrachloride	**0.57**	0.32	"	"	"	"	"	"	
Trichloroethene	ND	0.55	"	"	"	"	"	"	
1,2-Dichloropropane	ND	0.47	"	"	"	"	"	"	

H&P Mobile
Geochemistry Inc.

2470 Impala Drive
Carlsbad, CA 92010
760-804-9678 Phone
760-804-9159 Fax

Atlas Geo-Sampling Company	Project:	AG082918-14	
120 Nottaway Lane	Project Number:	TNB/Thomasville,GA	Reported:
Alpharetta, GA 30009	Project Manager:	Mr. Jim Fineis	10-Sep-18 11:51

Volatile Organic Compounds by EPA TO-15

H&P Mobile Geochemistry, Inc.

Analyte	Result	Reporting Limit	Units	Dilution Factor	Batch	Prepared	Analyzed	Method	Notes
IA-4 8-14-18 (E808104-04) Vapor Sampled: 14-Aug-18 Received: 29-Aug-18									
Bromodichloromethane	ND	0.68	ug/m3	1	EI80403	05-Sep-18	05-Sep-18	EPA TO-15	
cis-1,3-Dichloropropene	ND	0.46	"	"	"	"	"	"	
4-Methyl-2-pentanone (MIBK)	ND	0.83	"	"	"	"	"	"	
trans-1,3-Dichloropropene	ND	0.46	"	"	"	"	"	"	
Toluene	**1.9**	0.76	"	"	"	"	"	"	
1,1,2-Trichloroethane	ND	0.55	"	"	"	"	"	"	
2-Hexanone (MBK)	**1.1**	0.83	"	"	"	"	"	"	
Dibromochloromethane	ND	1.7	"	"	"	"	"	"	
Tetrachloroethene	**98**	0.69	"	"	"	"	"	"	
1,2-Dibromoethane (EDB)	ND	0.78	"	"	"	"	"	"	
1,1,1,2-Tetrachloroethane	ND	0.70	"	"	"	"	"	"	
Chlorobenzene	ND	0.47	"	"	"	"	"	"	
Ethylbenzene	ND	0.44	"	"	"	"	"	"	
m,p-Xylene	**1.1**	0.44	"	"	"	"	"	"	
Styrene	**0.73**	0.43	"	"	"	"	"	"	
o-Xylene	**0.48**	0.44	"	"	"	"	"	"	
Bromoform	ND	1.0	"	"	"	"	"	"	
1,1,2,2-Tetrachloroethane	ND	0.70	"	"	"	"	"	"	
4-Ethyltoluene	ND	0.50	"	"	"	"	"	"	
1,3,5-Trimethylbenzene	ND	0.50	"	"	"	"	"	"	
1,2,4-Trimethylbenzene	**0.90**	0.50	"	"	"	"	"	"	
1,3-Dichlorobenzene	ND	0.61	"	"	"	"	"	"	
1,4-Dichlorobenzene	ND	0.61	"	"	"	"	"	"	
1,2-Dichlorobenzene	ND	0.61	"	"	"	"	"	"	
1,2,4-Trichlorobenzene	ND	1.9	"	"	"	"	"	"	
Hexachlorobutadiene	ND	2.7	"	"	"	"	"	"	
Surrogate: 1,2-Dichloroethane-d4		*123 %*		*76-134*	"	"	"	"	
Surrogate: Toluene-d8		*111 %*		*78-125*	"	"	"	"	
Surrogate: 4-Bromofluorobenzene		*95.0 %*		*77-127*	"	"	"	"	

H&P Mobile
Geochemistry Inc.

2470 Impala Drive
Carlsbad, CA 92010
760-804-9678 Phone
760-804-9159 Fax

Atlas Geo-Sampling Company	Project:	AG082918-14	
120 Nottaway Lane	Project Number:	TNB/Thomasville,GA	Reported:
Alpharetta, GA 30009	Project Manager:	Mr. Jim Fineis	10-Sep-18 11:51

Volatile Organic Compounds by EPA TO-15

H&P Mobile Geochemistry, Inc.

Analyte	Result	Reporting Limit	Units	Dilution Factor	Batch	Prepared	Analyzed	Method	Notes
AA-1 8-14-18 (E808104-05) Vapor Sampled: 14-Aug-18 Received: 29-Aug-18									
Dichlorodifluoromethane (F12)	**1.4**	1.0	ug/m3	1	EI80403	05-Sep-18	05-Sep-18	EPA TO-15	
Chloromethane	**1.2**	0.21	"	"	"	"	"	"	
Dichlorotetrafluoroethane (F114)	ND	0.71	"	"	"	"	"	"	
Vinyl chloride	ND	0.13	"	"	"	"	"	"	
Bromomethane	ND	0.39	"	"	"	"	"	"	
Chloroethane	ND	0.27	"	"	"	"	"	"	
Trichlorofluoromethane (F11)	**1.3**	0.56	"	"	"	"	"	"	
1,1-Dichloroethene	ND	0.40	"	"	"	"	"	"	
1,1,2-Trichlorotrifluoroethane (F113)	ND	0.77	"	"	"	"	"	"	
Methylene chloride (Dichloromethane)	ND	0.35	"	"	"	"	"	"	
Carbon disulfide	ND	0.32	"	"	"	"	"	"	
trans-1,2-Dichloroethene	ND	0.40	"	"	"	"	"	"	
1,1-Dichloroethane	ND	0.41	"	"	"	"	"	"	
2-Butanone (MEK)	**0.99**	0.60	"	"	"	"	"	"	
cis-1,2-Dichloroethene	ND	0.40	"	"	"	"	"	"	
Chloroform	ND	0.25	"	"	"	"	"	"	
1,1,1-Trichloroethane	ND	0.55	"	"	"	"	"	"	
1,2-Dichloroethane (EDC)	ND	0.41	"	"	"	"	"	"	
Benzene	**0.45**	0.16	"	"	"	"	"	"	QL-1H
Carbon tetrachloride	**0.51**	0.32	"	"	"	"	"	"	
Trichloroethene	ND	0.55	"	"	"	"	"	"	
1,2-Dichloropropane	ND	0.47	"	"	"	"	"	"	
Bromodichloromethane	ND	0.68	"	"	"	"	"	"	
cis-1,3-Dichloropropene	ND	0.46	"	"	"	"	"	"	
4-Methyl-2-pentanone (MIBK)	ND	0.83	"	"	"	"	"	"	
trans-1,3-Dichloropropene	ND	0.46	"	"	"	"	"	"	
Toluene	**0.92**	0.76	"	"	"	"	"	"	
1,1,2-Trichloroethane	ND	0.55	"	"	"	"	"	"	
2-Hexanone (MBK)	ND	0.83	"	"	"	"	"	"	
Dibromochloromethane	ND	1.7	"	"	"	"	"	"	
Tetrachloroethene	ND	0.69	"	"	"	"	"	"	
1,2-Dibromoethane (EDB)	ND	0.78	"	"	"	"	"	"	
1,1,1,2-Tetrachloroethane	ND	0.70	"	"	"	"	"	"	
Chlorobenzene	ND	0.47	"	"	"	"	"	"	
Ethylbenzene	ND	0.44	"	"	"	"	"	"	
m,p-Xylene	**0.44**	0.44	"	"	"	"	"	"	
Styrene	ND	0.43	"	"	"	"	"	"	
o-Xylene	ND	0.44	"	"	"	"	"	"	

H&P Mobile
Geochemistry Inc.

2470 Impala Drive
Carlsbad, CA 92010
760-804-9678 Phone
760-804-9159 Fax

Atlas Geo-Sampling Company	Project:	AG082918-14	
120 Nottaway Lane	Project Number:	TNB/Thomasville,GA	Reported:
Alpharetta, GA 30009	Project Manager:	Mr. Jim Fineis	10-Sep-18 11:51

Volatile Organic Compounds by EPA TO-15

H&P Mobile Geochemistry, Inc.

Analyte	Result	Reporting Limit	Units	Dilution Factor	Batch	Prepared	Analyzed	Method	Notes
AA-1 8-14-18 (E808104-05) Vapor Sampled: 14-Aug-18 Received: 29-Aug-18									
Bromoform	ND	1.0	ug/m3	1	EI80403	05-Sep-18	05-Sep-18	EPA TO-15	
1,1,2,2-Tetrachloroethane	ND	0.70	"	"	"	"	"	"	
4-Ethyltoluene	ND	0.50	"	"	"	"	"	"	
1,3,5-Trimethylbenzene	ND	0.50	"	"	"	"	"	"	
1,2,4-Trimethylbenzene	ND	0.50	"	"	"	"	"	"	
1,3-Dichlorobenzene	ND	0.61	"	"	"	"	"	"	
1,4-Dichlorobenzene	ND	0.61	"	"	"	"	"	"	
1,2-Dichlorobenzene	ND	0.61	"	"	"	"	"	"	
1,2,4-Trichlorobenzene	ND	1.9	"	"	"	"	"	"	
Hexachlorobutadiene	ND	2.7	"	"	"	"	"	"	
Surrogate: 1,2-Dichloroethane-d4		*122 %*		*76-134*	"	"	"	"	
Surrogate: Toluene-d8		*112 %*		*78-125*	"	"	"	"	
Surrogate: 4-Bromofluorobenzene		*94.4 %*		*77-127*	"	"	"	"	
AA-2 8-14-18 (E808104-06) Vapor Sampled: 14-Aug-18 Received: 29-Aug-18									
Dichlorodifluoromethane (F12)	**1.5**	1.0	ug/m3	1	EI80403	05-Sep-18	06-Sep-18	EPA TO-15	
Chloromethane	**1.2**	0.21	"	"	"	"	"	"	
Dichlorotetrafluoroethane (F114)	ND	0.71	"	"	"	"	"	"	
Vinyl chloride	ND	0.13	"	"	"	"	"	"	
Bromomethane	ND	0.39	"	"	"	"	"	"	
Chloroethane	ND	0.27	"	"	"	"	"	"	
Trichlorofluoromethane (F11)	**1.4**	0.56	"	"	"	"	"	"	
1,1-Dichloroethene	ND	0.40	"	"	"	"	"	"	
1,1,2-Trichlorotrifluoroethane (F113)	ND	0.77	"	"	"	"	"	"	
Methylene chloride (Dichloromethane)	ND	0.35	"	"	"	"	"	"	
Carbon disulfide	ND	0.32	"	"	"	"	"	"	
trans-1,2-Dichloroethene	ND	0.40	"	"	"	"	"	"	
1,1-Dichloroethane	ND	0.41	"	"	"	"	"	"	
2-Butanone (MEK)	**2.1**	0.60	"	"	"	"	"	"	
cis-1,2-Dichloroethene	ND	0.40	"	"	"	"	"	"	
Chloroform	ND	0.25	"	"	"	"	"	"	
1,1,1-Trichloroethane	ND	0.55	"	"	"	"	"	"	
1,2-Dichloroethane (EDC)	ND	0.41	"	"	"	"	"	"	
Benzene	**0.52**	0.16	"	"	"	"	"	"	QL-1H
Carbon tetrachloride	**0.57**	0.32	"	"	"	"	"	"	
Trichloroethene	ND	0.55	"	"	"	"	"	"	
1,2-Dichloropropane	ND	0.47	"	"	"	"	"	"	

H&P Mobile
Geochemistry Inc.

2470 Impala Drive
Carlsbad, CA 92010
760-804-9678 Phone
760-804-9159 Fax

Atlas Geo-Sampling Company	Project:	AG082918-14	
120 Nottaway Lane	Project Number:	TNB/Thomasville,GA	Reported:
Alpharetta, GA 30009	Project Manager:	Mr. Jim Fineis	10-Sep-18 11:51

Volatile Organic Compounds by EPA TO-15

H&P Mobile Geochemistry, Inc.

Analyte	Result	Reporting Limit	Units	Dilution Factor	Batch	Prepared	Analyzed	Method	Notes
AA-2 8-14-18 (E808104-06) Vapor Sampled: 14-Aug-18 Received: 29-Aug-18									
Bromodichloromethane	ND	0.68	ug/m3	1	EI80403	05-Sep-18	06-Sep-18	EPA TO-15	
cis-1,3-Dichloropropene	ND	0.46	"	"	"	"	"	"	
4-Methyl-2-pentanone (MIBK)	ND	0.83	"	"	"	"	"	"	
trans-1,3-Dichloropropene	ND	0.46	"	"	"	"	"	"	
Toluene	**3.3**	0.76	"	"	"	"	"	"	
1,1,2-Trichloroethane	ND	0.55	"	"	"	"	"	"	
2-Hexanone (MBK)	ND	0.83	"	"	"	"	"	"	
Dibromochloromethane	ND	1.7	"	"	"	"	"	"	
Tetrachloroethene	ND	0.69	"	"	"	"	"	"	
1,2-Dibromoethane (EDB)	ND	0.78	"	"	"	"	"	"	
1,1,1,2-Tetrachloroethane	ND	0.70	"	"	"	"	"	"	
Chlorobenzene	ND	0.47	"	"	"	"	"	"	
Ethylbenzene	ND	0.44	"	"	"	"	"	"	
m,p-Xylene	**0.62**	0.44	"	"	"	"	"	"	
Styrene	ND	0.43	"	"	"	"	"	"	
o-Xylene	ND	0.44	"	"	"	"	"	"	
Bromoform	ND	1.0	"	"	"	"	"	"	
1,1,2,2-Tetrachloroethane	ND	0.70	"	"	"	"	"	"	
4-Ethyltoluene	ND	0.50	"	"	"	"	"	"	
1,3,5-Trimethylbenzene	ND	0.50	"	"	"	"	"	"	
1,2,4-Trimethylbenzene	ND	0.50	"	"	"	"	"	"	
1,3-Dichlorobenzene	ND	0.61	"	"	"	"	"	"	
1,4-Dichlorobenzene	ND	0.61	"	"	"	"	"	"	
1,2-Dichlorobenzene	ND	0.61	"	"	"	"	"	"	
1,2,4-Trichlorobenzene	ND	1.9	"	"	"	"	"	"	
Hexachlorobutadiene	ND	2.7	"	"	"	"	"	"	
Surrogate: 1,2-Dichloroethane-d4		*121 %*		*76-134*	"	"	"	"	
Surrogate: Toluene-d8		*111 %*		*78-125*	"	"	"	"	
Surrogate: 4-Bromofluorobenzene		*95.6 %*		*77-127*	"	"	"	"	

H&P Mobile
Geochemistry Inc.

2470 Impala Drive
Carlsbad, CA 92010
760-804-9678 Phone
760-804-9159 Fax

Atlas Geo-Sampling Company	Project:	AG082918-14	
120 Nottaway Lane	Project Number:	TNB/Thomasville,GA	Reported:
Alpharetta, GA 30009	Project Manager:	Mr. Jim Fineis	10-Sep-18 11:51

Volatile Organic Compounds by EPA TO-15 - Quality Control

H&P Mobile Geochemistry, Inc.

Analyte	Result	Reporting Limit	Units	Spike Level	Source Result	%REC	%REC Limits	RPD	RPD Limit	Notes
Batch EI80403 - TO-15										
Blank (EI80403-BLK1)				Prepared & Analyzed: 05-Sep-18						
Dichlorodifluoromethane (F12)	ND	1.0	ug/m3							
Chloromethane	ND	0.21	"							
Dichlorotetrafluoroethane (F114)	ND	0.71	"							
Vinyl chloride	ND	0.13	"							
Bromomethane	ND	0.39	"							
Chloroethane	ND	0.27	"							
Trichlorofluoromethane (F11)	ND	0.56	"							
1,1-Dichloroethene	ND	0.40	"							
1,1,2-Trichlorotrifluoroethane (F113)	ND	0.77	"							
Methylene chloride (Dichloromethane)	ND	0.35	"							
Carbon disulfide	ND	0.32	"							
trans-1,2-Dichloroethene	ND	0.40	"							
1,1-Dichloroethane	ND	0.41	"							
2-Butanone (MEK)	ND	0.60	"							
cis-1,2-Dichloroethene	ND	0.40	"							
Chloroform	ND	0.25	"							
1,1,1-Trichloroethane	ND	0.55	"							
1,2-Dichloroethane (EDC)	ND	0.41	"							
Benzene	ND	0.16	"							
Carbon tetrachloride	ND	0.32	"							
Trichloroethene	ND	0.55	"							
1,2-Dichloropropane	ND	0.47	"							
Bromodichloromethane	ND	0.68	"							
cis-1,3-Dichloropropene	ND	0.46	"							
4-Methyl-2-pentanone (MIBK)	ND	0.83	"							
trans-1,3-Dichloropropene	ND	0.46	"							
Toluene	ND	0.76	"							
1,1,2-Trichloroethane	ND	0.55	"							
2-Hexanone (MBK)	ND	0.83	"							
Dibromochloromethane	ND	1.7	"							
Tetrachloroethene	ND	0.69	"							
1,2-Dibromoethane (EDB)	ND	0.78	"							
1,1,1,2-Tetrachloroethane	ND	0.70	"							
Chlorobenzene	ND	0.47	"							

H&P Mobile
Geochemistry Inc.

2470 Impala Drive
Carlsbad, CA 92010
760-804-9678 Phone
760-804-9159 Fax

Atlas Geo-Sampling Company	Project: AG082918-14	
120 Nottaway Lane	Project Number: TNB/Thomasville,GA	Reported:
Alpharetta, GA 30009	Project Manager: Mr. Jim Fineis	10-Sep-18 11:51

Volatile Organic Compounds by EPA TO-15 - Quality Control

H&P Mobile Geochemistry, Inc.

Analyte	Result	Reporting Limit	Units	Spike Level	Source Result	%REC	%REC Limits	RPD	RPD Limit	Notes
Batch EI80403 - TO-15										
Blank (EI80403-BLK1)				Prepared & Analyzed: 05-Sep-18						
Ethylbenzene	ND	0.44	ug/m3							
m,p-Xylene	ND	0.44	"							
Styrene	ND	0.43	"							
o-Xylene	ND	0.44	"							
Bromoform	ND	1.0	"							
1,1,2,2-Tetrachloroethane	ND	0.70	"							
4-Ethyltoluene	ND	0.50	"							
1,3,5-Trimethylbenzene	ND	0.50	"							
1,2,4-Trimethylbenzene	ND	0.50	"							
1,3-Dichlorobenzene	ND	0.61	"							
1,4-Dichlorobenzene	ND	0.61	"							
1,2-Dichlorobenzene	ND	0.61	"							
1,2,4-Trichlorobenzene	ND	1.9	"							
Hexachlorobutadiene	ND	2.7	"							
Surrogate: 1,2-Dichloroethane-d4	*51.7*		*"*	*42.9*		*121*	*76-134*			
Surrogate: Toluene-d8	*45.3*		*"*	*41.4*		*109*	*78-125*			
Surrogate: 4-Bromofluorobenzene	*65.3*		*"*	*72.9*		*89.6*	*77-127*			
LCS (EI80403-BS1)				Prepared & Analyzed: 05-Sep-18						
Dichlorodifluoromethane (F12)	22	1.0	ug/m3	20.2		111	59-128			
Vinyl chloride	10	0.13	"	10.4		98.5	64-127			
Chloroethane	11	0.27	"	10.7		100	63-127			
Trichlorofluoromethane (F11)	23	0.56	"	22.6		103	62-126			
1,1-Dichloroethene	20	0.40	"	16.2		124	61-133			
1,1,2-Trichlorotrifluoroethane (F113)	34	0.77	"	31.0		109	66-126			
Methylene chloride (Dichloromethane)	15	0.35	"	14.2		109	62-115			
trans-1,2-Dichloroethene	18	0.40	"	16.2		111	67-124			
1,1-Dichloroethane	18	0.41	"	16.5		110	68-126			
cis-1,2-Dichloroethene	18	0.40	"	16.0		115	70-121			
Chloroform	22	0.25	"	19.8		111	68-123			
1,1,1-Trichloroethane	25	0.55	"	22.2		111	68-125			
1,2-Dichloroethane (EDC)	20	0.41	"	16.5		119	65-128			
Benzene	15	0.16	"	13.0		116	69-119			

H&P Mobile
Geochemistry Inc.

2470 Impala Drive
Carlsbad, CA 92010
760-804-9678 Phone
760-804-9159 Fax

Atlas Geo-Sampling Company	Project: AG082918-14	
120 Nottaway Lane	Project Number: TNB/Thomasville,GA	Reported:
Alpharetta, GA 30009	Project Manager: Mr. Jim Fineis	10-Sep-18 11:51

Volatile Organic Compounds by EPA TO-15 - Quality Control

H&P Mobile Geochemistry, Inc.

Analyte	Result	Reporting Limit	Units	Spike Level	Source Result	%REC	%REC Limits	RPD	RPD Limit	Notes
Batch EI80403 - TO-15										
LCS (EI80403-BS1)				Prepared & Analyzed: 05-Sep-18						
Carbon tetrachloride	27	0.32	ug/m3	25.6		107	68-132			
Trichloroethene	23	0.55	"	21.9		105	71-123			
Toluene	15	0.76	"	15.4		101	66-119			
1,1,2-Trichloroethane	23	0.55	"	22.2		104	73-119			
Tetrachloroethene	29	0.69	"	27.6		107	66-124			
1,1,1,2-Tetrachloroethane	28	0.70	"	28.0		102	67-129			
Ethylbenzene	22	0.44	"	17.7		122	70-124			
m,p-Xylene	21	0.44	"	17.7		117	61-134			
o-Xylene	21	0.44	"	17.7		120	67-125			
1,1,2,2-Tetrachloroethane	30	0.70	"	28.0		107	65-127			
Surrogate: 1,2-Dichloroethane-d4	*53.4*		*"*	*42.9*		*124*	*76-134*			
Surrogate: Toluene-d8	*43.5*		*"*	*41.4*		*105*	*78-125*			
Surrogate: 4-Bromofluorobenzene	*68.8*		*"*	*72.9*		*94.4*	*77-127*			
LCS Dup (EI80403-BSD1)				Prepared & Analyzed: 05-Sep-18						
Dichlorodifluoromethane (F12)	23	1.0	ug/m3	20.2		117	59-128	4.59	25	
Vinyl chloride	11	0.13	"	10.4		107	64-127	8.02	25	
Chloroethane	11	0.27	"	10.7		105	63-127	4.85	25	
Trichlorofluoromethane (F11)	23	0.56	"	22.6		103	62-126	0.242	25	
1,1-Dichloroethene	21	0.40	"	16.2		131	61-133	5.26	25	
1,1,2-Trichlorotrifluoroethane (F113)	34	0.77	"	31.0		111	66-126	2.03	25	
Methylene chloride (Dichloromethane)	15	0.35	"	14.2		105	62-115	3.26	25	
trans-1,2-Dichloroethene	18	0.40	"	16.2		114	67-124	2.44	25	
1,1-Dichloroethane	19	0.41	"	16.5		116	68-126	5.50	25	
cis-1,2-Dichloroethene	19	0.40	"	16.0		118	70-121	3.02	25	
Chloroform	22	0.25	"	19.8		112	68-123	1.34	25	
1,1,1-Trichloroethane	25	0.55	"	22.2		113	68-125	1.78	25	
1,2-Dichloroethane (EDC)	20	0.41	"	16.5		122	65-128	2.68	25	
Benzene	16	0.16	"	13.0		121	69-119	4.22	25	QL-1H
Carbon tetrachloride	28	0.32	"	25.6		109	68-132	1.16	25	
Trichloroethene	24	0.55	"	21.9		109	71-123	3.49	25	
Toluene	16	0.76	"	15.4		103	66-119	2.68	25	
1,1,2-Trichloroethane	24	0.55	"	22.2		109	73-119	3.96	25	

H&P Mobile
Geochemistry Inc.

2470 Impala Drive
Carlsbad, CA 92010
760-804-9678 Phone
760-804-9159 Fax

Atlas Geo-Sampling Company	Project: AG082918-14	
120 Nottaway Lane	Project Number: TNB/Thomasville,GA	Reported:
Alpharetta, GA 30009	Project Manager: Mr. Jim Fineis	10-Sep-18 11:51

Volatile Organic Compounds by EPA TO-15 - Quality Control

H&P Mobile Geochemistry, Inc.

Analyte	Result	Reporting Limit	Units	Spike Level	Source Result	%REC	%REC Limits	RPD	RPD Limit	Notes
Batch EI80403 - TO-15										
LCS Dup (EI80403-BSD1)				Prepared & Analyzed: 05-Sep-18						
Tetrachloroethene	30	0.69	ug/m3	27.6		109	66-124	2.08	25	
1,1,1,2-Tetrachloroethane	29	0.70	"	28.0		104	67-129	2.18	25	
Ethylbenzene	21	0.44	"	17.7		118	70-124	3.73	25	
m,p-Xylene	20	0.44	"	17.7		112	61-134	4.13	25	
o-Xylene	20	0.44	"	17.7		114	67-125	5.10	25	
1,1,2,2-Tetrachloroethane	28	0.70	"	28.0		102	65-127	5.02	25	
Surrogate: 1,2-Dichloroethane-d4	*52.5*		*"*	*42.9*		*123*	*76-134*			
Surrogate: Toluene-d8	*45.2*		*"*	*41.4*		*109*	*78-125*			
Surrogate: 4-Bromofluorobenzene	*67.2*		*"*	*72.9*		*92.2*	*77-127*			

H&P Mobile
Geochemistry Inc.

2470 Impala Drive
Carlsbad, CA 92010
760-804-9678 Phone
760-804-9159 Fax

Atlas Geo-Sampling Company	Project:	AG082918-14	
120 Nottaway Lane	Project Number:	TNB/Thomasville,GA	Reported:
Alpharetta, GA 30009	Project Manager:	Mr. Jim Fineis	10-Sep-18 11:51

Notes and Definitions

QL-1H	The LCS and/or LCSD recoveries fell above the established control specifications for this analyte. Any result for this compound is qualified and should be considered biased high.
QL-1H	The LCS and/or LCSD recoveries fell above the established control specifications for this analyte. Any result for this compound is qualified and should be considered biased high.
LCC	Leak Check Compound
ND	Analyte NOT DETECTED at or above the reporting limit
MDL	Method Detection Limit
%REC	Percent Recovery
RPD	Relative Percent Difference

All soil results are reported in wet weight.

Appendix

H&P Mobile Geochemistry, Inc. is approved as an Environmental Testing Laboratory and Mobile Laboratory in accordance with the DoD-ELAP Program and ISO/IEC 17025:2005 programs through PJLA, accreditation number 69070 for EPA Method TO-15, H&P Method TO-15, EPA Method 8260B and H&P 8260SV.

H&P is approved by the State of Arizona as an Environmental Testing Laboratory and Mobile Laboratory, certification numbers AZM758 and AZ0779.

H&P is approved by the State of California as an Environmental Laboratory and Mobile Laboratory in conformance with the Environmental Laboratory Accreditation Program (ELAP) for the category of Volatile and Semi-Volatile Organic Chemistry of Hazardous Waste, certification numbers 2740, 2741, 2743, 2744, 2745, 2754 & 2930.

H&P is approved by the State of Florida Department of Health under the National Environmental Laboratory Accreditation Conference (NELAC) certification number E871100.

The complete list of stationary and mobile laboratory certifications along with the fields of testing (FOTs) and analyte lists are available at www.handpmg.com/about/certifications.

H&P Mobile Geochemistry, Inc.

2470 Impala Drive, Carlsbad, CA 92010
& Field Office - Signal Hill, CA
W handpmg.com E info@handpmg.com

VAPOR / AIR Chain of Custody

DATE: 8-15-18
Page 1 of 1

Lab Client and Project Information

Lab Client/Consultant:	Atlas Geo-Sampling	Project Name / #:	TNB
Lab Client Project Manager:	Jim Fineis	Project Location:	Thomasville, GA
Lab Client Address:	120 Nottaway Lane	Report E-Mail(s):	jimfineis@atlas-geo.com
Lab Client City, State, Zip:	Alpharetta, GA 30009		
Phone Number:	770-883-3372		

Sample Receipt (Lab Use Only)

Date Rec'd: 8/29/18	Control #: 180719.02
H&P Project #: AG082918-1	
Lab Work Order #: E808104	
Sample Intact: ☑ Yes ☐ No ☐ See Notes Below	
Receipt Gauge ID: 612170020	Temp: 22
Outside Lab:	
Receipt Notes/Tracking #: 1Z93T T6187547 UPS -9820 5028-2212	
Lab PM Initials: KB	

Reporting Requirements

☑ Standard Report ☐ Level III ☐ Level IV
☑ Excel EDD ☐ Other EDD:_____
☐ CA Geotracker Global ID:_____

Turnaround Time

☑ 5-7 day Stnd ☐ 24-Hr Rush
☐ 3-day Rush ☐ Mobile Lab
☐ 48-Hr Rush ☐ Other:_____

Sampler Information

Sampler(s): Jim Fineis
Signature: [signature]
Date: 8-15-18

Additional Instructions to Laboratory:

* Preferred VOC units (please choose one):
☐ µg/L ☒ µg/m³ ☐ ppbv ☐ ppmv

SAMPLE NAME	SAMPLE KIT/ FLOW CONT ID	DATE mm/dd/yy	TIME 24hr clock	SAMPLE TYPE Indoor Air (IA), Ambient Air (AA), Subslab (SS), Soil Vapor (SV)	CONTAINER SIZE & TYPE 400mL/1L/6L Summa, Tedlar, Tube, etc.	CONTAINER ID (###)	Lab use only: Receipt Vac	VOCs Standard Full List ☐ 8260SV ☑ TO-15	VOCs Short List / Project List ☐ 8260SV ☐ TO-15	Oxygenates ☐ 8260SV ☐ TO-15	Naphthalene ☐ 8260SV ☐ TO-15	TPHv as Gas ☐ 8260SV/m ☐ TO-15m	Aromatic/Aliphatic Fractions ☐ 8260SV/m ☐ TO-15m	Leak Check Compound ☐ DFA ☐ IPA ☐ He	Methane by EPA 8015m	Fixed Gases by ASTM D1945 ☐ CO2 ☐ O2 ☐ N2				
IA-1 8-14-18	131	8-14-18	1050	IA	6 liter	447	-3.05	/												
IA-2 8-14-18	171	↓	1051	IA	↓	449	-3.51	/												
IA-3 8-14-18	214		1052	IA		503	-3.39	/												
IA-4 8-14-18	209		1054	IA		452	-2.96	/												
AA-1 8-14-18	126		1059	AA		294	-3.45	/												
AA-2 8-14-18	213		1105	AA		501	-5.01	/												

Approved/Relinquished by:	Company:	Date:	Time:	Received by:	Company:	Date:	Time:
[signature]	A+/as	8-15-18		UPS		8/28	
UPS		8/29		Janis La Rowe	H+P	8/29/18	1055

*Approval constitutes as authorization to proceed with analysis and acceptance of conditions on back

H&P Mobile Geochemistry Inc.

11 September 2018

Mr. Jim Fineis
Atlas Geo-Sampling Company
120 Nottaway Lane
Alpharetta, GA 30009

H&P Project: AG082918-13A Rev
Client Project: TNB/Thomasville, GA

Dear Mr. Jim Fineis:

Enclosed is the analytical report for the above referenced project. The data herein applies to samples as received by H&P Mobile Geochemistry, Inc. on 29-Aug-18 which were analyzed in accordance with the attached Chain of Custody record(s).

The results for all sample analyses and required QA/QC analyses are presented in the following sections and summarized in the documents:

- Sample Summary
- Case Narrative (if applicable)
- Sample Results
- Quality Control Summary
- Notes and Definitions / Appendix
- Chain of Custody
- Sampling Logs (if applicable)

Unless otherwise noted, I certify that all analyses were performed and reviewed in compliance with our Quality Systems Manual and Standard Operating Procedures. This report shall not be reproduced, except in full, without the written approval of H&P Mobile Geochemistry, Inc.

We at H&P Mobile Geochemistry, Inc. sincerely appreciate the opportunity to provide analytical services to you on this project. If you have any questions or concerns regarding this analytical report, please contact me at your convenience at 760-804-9678.

Sincerely,

Janis La Roux
Laboratory Director

H&P Mobile Geochemistry, Inc. is certified under the California ELAP and the National Environmental Laboratory Accreditation Conference (NELAC). H&P is approved as an Environmental Testing Laboratory and Mobile Laboratory in accordance with the DoD-ELAP Program and ISO/IEC 17025:2005 programs, accreditation number 69070 for EPA Method TO-15, H&P Method TO-15, EPA Method 8260B and H&P 8260SV.

H&P Mobile
Geochemistry Inc.

2470 Impala Drive
Carlsbad, CA 92010
760-804-9678 Phone
760-804-9159 Fax

Atlas Geo-Sampling Company	Project:	AG082918-13A Rev	
120 Nottaway Lane	Project Number:	TNB/Thomasville, GA	Reported:
Alpharetta, GA 30009	Project Manager:	Mr. Jim Fineis	11-Sep-18 08:47

ANALYTICAL REPORT FOR SAMPLES

Sample ID	Laboratory ID	Matrix	Date Sampled	Date Received
SS-1 8-26-18	E808102-03	Vapor	26-Aug-18	29-Aug-18
SS-2 8-26-18	E808102-04	Vapor	26-Aug-18	29-Aug-18
SS-3 8-26-18	E808102-05	Vapor	26-Aug-18	29-Aug-18
SS-4 8-26-18	E808102-06	Vapor	26-Aug-18	29-Aug-18
SS-5 8-26-18	E808102-07	Vapor	26-Aug-18	29-Aug-18
SS-6 8-26-18	E808102-08	Vapor	26-Aug-18	29-Aug-18

Due to elevated analyte concentrations, the following samples were analyzed by H&P 8260SV rather than EPA Method TO-15:
SS-1 8-26-18
SS-2 8-26-18
SS-3 8-26-18
SS-4 8-26-18
SS-5 8-26-18
SS-6 8-26-18

The following EPA Method TO-15 analytes are not reported by H&P 8260SV:
Dichlorotetrafluoroethane
4-Ethyltoluene

H&P Mobile
Geochemistry Inc.

2470 Impala Drive
Carlsbad, CA 92010
760-804-9678 Phone
760-804-9159 Fax

Atlas Geo-Sampling Company	Project: AG082918-13A Rev	
120 Nottaway Lane	Project Number: TNB/Thomasville, GA	Reported:
Alpharetta, GA 30009	Project Manager: Mr. Jim Fineis	11-Sep-18 08:47

DETECTIONS SUMMARY

Sample ID: **SS-1 8-26-18** Laboratory ID: **E808102-03**

Analyte	Result	Reporting Limit	Units	Method	Notes
Tetrachloroethene	**220000**	400	ug/m3	H&P 8260SV	

Sample ID: **SS-2 8-26-18** Laboratory ID: **E808102-04**

Analyte	Result	Reporting Limit	Units	Method	Notes
Tetrachloroethene	**360000**	1000	ug/m3	H&P 8260SV	

Sample ID: **SS-3 8-26-18** Laboratory ID: **E808102-05**

Analyte	Result	Reporting Limit	Units	Method	Notes
Trichloroethene	**160**	100	ug/m3	H&P 8260SV	
Tetrachloroethene	**340000**	2000	ug/m3	H&P 8260SV	

Sample ID: **SS-4 8-26-18** Laboratory ID: **E808102-06**

Analyte	Result	Reporting Limit	Units	Method	Notes
Tetrachloroethene	**180000**	1000	ug/m3	H&P 8260SV	

Sample ID: **SS-5 8-26-18** Laboratory ID: **E808102-07**

Analyte	Result	Reporting Limit	Units	Method	Notes
Tetrachloroethene	**2700000**	4000	ug/m3	H&P 8260SV	

Sample ID: **SS-6 8-26-18** Laboratory ID: **E808102-08**

Analyte	Result	Reporting Limit	Units	Method	Notes
Tetrachloroethene	**730000**	1000	ug/m3	H&P 8260SV	

H&P Mobile
Geochemistry Inc.

2470 Impala Drive
Carlsbad, CA 92010
760-804-9678 Phone
760-804-9159 Fax

Atlas Geo-Sampling Company	Project:	AG082918-13A Rev	
120 Nottaway Lane	Project Number:	TNB/Thomasville, GA	Reported:
Alpharetta, GA 30009	Project Manager:	Mr. Jim Fineis	11-Sep-18 08:47

Volatile Organic Compounds by H&P 8260SV

H&P Mobile Geochemistry, Inc.

Analyte	Result	Reporting Limit	Units	Dilution Factor	Batch	Prepared	Analyzed	Method	Notes
SS-1 8-26-18 (E808102-03) Vapor Sampled: 26-Aug-18 Received: 29-Aug-18									
2-Butanone (MEK)	ND	2500	ug/m3	0.05	EI80509	31-Aug-18	31-Aug-18	H&P 8260SV	
2-Hexanone (MBK)	ND	2500	"	"	"	"	"	"	
4-Methyl-2-pentanone (MIBK)	ND	2500	"	"	"	"	"	"	
Dichlorodifluoromethane (F12)	ND	500	"	"	"	"	"	"	
Chloromethane	ND	500	"	"	"	"	"	"	
Vinyl chloride	ND	50	"	"	"	"	"	"	
Bromomethane	ND	500	"	"	"	"	"	"	
Chloroethane	ND	500	"	"	"	"	"	"	
Trichlorofluoromethane (F11)	ND	500	"	"	"	"	"	"	
1,1-Dichloroethene	ND	500	"	"	"	"	"	"	
1,1,2 Trichlorotrifluoroethane (F113)	ND	500	"	"	"	"	"	"	
Carbon disulfide	ND	500	"	"	"	"	"	"	
Methylene chloride (Dichloromethane)	ND	500	"	"	"	"	"	"	
trans-1,2-Dichloroethene	ND	500	"	"	"	"	"	"	
1,1-Dichloroethane	ND	500	"	"	"	"	"	"	
cis-1,2-Dichloroethene	ND	500	"	"	"	"	"	"	
Chloroform	ND	100	"	"	"	"	"	"	
1,1,1-Trichloroethane	ND	500	"	"	"	"	"	"	
Carbon tetrachloride	ND	100	"	"	"	"	"	"	
1,2-Dichloroethane (EDC)	ND	100	"	"	"	"	"	"	
Benzene	ND	100	"	"	"	"	"	"	
Trichloroethene	ND	100	"	"	"	"	"	"	
1,2-Dichloropropane	ND	500	"	"	"	"	"	"	
Bromodichloromethane	ND	500	"	"	"	"	"	"	
cis-1,3-Dichloropropene	ND	500	"	"	"	"	"	"	
Toluene	ND	1000	"	"	"	"	"	"	
trans-1,3-Dichloropropene	ND	500	"	"	"	"	"	"	
1,1,2-Trichloroethane	ND	500	"	"	"	"	"	"	
1,2-Dibromoethane (EDB)	ND	500	"	"	"	"	"	"	
Tetrachloroethene	**220000**	400	"	0.2	"	"	"	"	
Dibromochloromethane	ND	500	"	0.05	"	"	"	"	
Chlorobenzene	ND	100	"	"	"	"	"	"	
Ethylbenzene	ND	500	"	"	"	"	"	"	
1,1,1,2-Tetrachloroethane	ND	500	"	"	"	"	"	"	
m,p-Xylene	ND	500	"	"	"	"	"	"	
o-Xylene	ND	500	"	"	"	"	"	"	
Styrene	ND	500	"	"	"	"	"	"	
Bromoform	ND	500	"	"	"	"	"	"	

H&P Mobile
Geochemistry Inc.

2470 Impala Drive
Carlsbad, CA 92010
760-804-9678 Phone
760-804-9159 Fax

Atlas Geo-Sampling Company	Project:	AG082918-13A Rev	
120 Nottaway Lane	Project Number:	TNB/Thomasville, GA	Reported:
Alpharetta, GA 30009	Project Manager:	Mr. Jim Fineis	11-Sep-18 08:47

Volatile Organic Compounds by H&P 8260SV

H&P Mobile Geochemistry, Inc.

Analyte	Result	Reporting Limit	Units	Dilution Factor	Batch	Prepared	Analyzed	Method	Notes
SS-1 8-26-18 (E808102-03) Vapor Sampled: 26-Aug-18 Received: 29-Aug-18									
1,1,2,2-Tetrachloroethane	ND	500	ug/m3	0.05	EI80509	31-Aug-18	31-Aug-18	H&P 8260SV	
1,3,5-Trimethylbenzene	ND	500	"	"	"	"	"	"	
1,2,4-Trimethylbenzene	ND	500	"	"	"	"	"	"	
1,3-Dichlorobenzene	ND	500	"	"	"	"	"	"	
1,4-Dichlorobenzene	ND	500	"	"	"	"	"	"	
1,2-Dichlorobenzene	ND	500	"	"	"	"	"	"	
1,2,4-Trichlorobenzene	ND	500	"	"	"	"	"	"	
Hexachlorobutadiene	ND	500	"	"	"	"	"	"	
Surrogate: Dibromofluoromethane		*99.9 %*		*75-125*		"	"	"	
Surrogate: 1,2-Dichloroethane-d4		*101 %*		*75-125*		"	"	"	
Surrogate: Toluene-d8		*98.2 %*		*75-125*		"	"	"	
Surrogate: 4-Bromofluorobenzene		*98.4 %*		*75-125*		"	"	"	
SS-2 8-26-18 (E808102-04) Vapor Sampled: 26-Aug-18 Received: 29-Aug-18									
2-Butanone (MEK)	ND	2500	ug/m3	0.05	EI80509	31-Aug-18	31-Aug-18	H&P 8260SV	
2-Hexanone (MBK)	ND	2500	"	"	"	"	"	"	
4-Methyl-2-pentanone (MIBK)	ND	2500	"	"	"	"	"	"	
Dichlorodifluoromethane (F12)	ND	500	"	"	"	"	"	"	
Chloromethane	ND	500	"	"	"	"	"	"	
Vinyl chloride	ND	50	"	"	"	"	"	"	
Bromomethane	ND	500	"	"	"	"	"	"	
Chloroethane	ND	500	"	"	"	"	"	"	
Trichlorofluoromethane (F11)	ND	500	"	"	"	"	"	"	
1,1-Dichloroethene	ND	500	"	"	"	"	"	"	
1,1,2 Trichlorotrifluoroethane (F113)	ND	500	"	"	"	"	"	"	
Carbon disulfide	ND	500	"	"	"	"	"	"	
Methylene chloride (Dichloromethane)	ND	500	"	"	"	"	"	"	
trans-1,2-Dichloroethene	ND	500	"	"	"	"	"	"	
1,1-Dichloroethane	ND	500	"	"	"	"	"	"	
cis-1,2-Dichloroethene	ND	500	"	"	"	"	"	"	
Chloroform	ND	100	"	"	"	"	"	"	
1,1,1-Trichloroethane	ND	500	"	"	"	"	"	"	
Carbon tetrachloride	ND	100	"	"	"	"	"	"	
1,2-Dichloroethane (EDC)	ND	100	"	"	"	"	"	"	
Benzene	ND	100	"	"	"	"	"	"	
Trichloroethene	ND	100	"	"	"	"	"	"	
1,2-Dichloropropane	ND	500	"	"	"	"	"	"	

H&P Mobile
Geochemistry Inc.

2470 Impala Drive
Carlsbad, CA 92010
760-804-9678 Phone
760-804-9159 Fax

Atlas Geo-Sampling Company	Project:	AG082918-13A Rev	
120 Nottaway Lane	Project Number:	TNB/Thomasville, GA	Reported:
Alpharetta, GA 30009	Project Manager:	Mr. Jim Fineis	11-Sep-18 08:47

Volatile Organic Compounds by H&P 8260SV

H&P Mobile Geochemistry, Inc.

Analyte	Result	Reporting Limit	Units	Dilution Factor	Batch	Prepared	Analyzed	Method	Notes
SS-2 8-26-18 (E808102-04) Vapor Sampled: 26-Aug-18 Received: 29-Aug-18									
Bromodichloromethane	ND	500	ug/m3	0.05	EI80509	31-Aug-18	31-Aug-18	H&P 8260SV	
cis-1,3-Dichloropropene	ND	500	"	"	"	"	"	"	
Toluene	ND	1000	"	"	"	"	"	"	
trans-1,3-Dichloropropene	ND	500	"	"	"	"	"	"	
1,1,2-Trichloroethane	ND	500	"	"	"	"	"	"	
1,2-Dibromoethane (EDB)	ND	500	"	"	"	"	"	"	
Tetrachloroethene	**360000**	1000	"	0.5	"	"	"	"	
Dibromochloromethane	ND	500	"	0.05	"	"	"	"	
Chlorobenzene	ND	100	"	"	"	"	"	"	
Ethylbenzene	ND	500	"	"	"	"	"	"	
1,1,1,2-Tetrachloroethane	ND	500	"	"	"	"	"	"	
m,p-Xylene	ND	500	"	"	"	"	"	"	
o-Xylene	ND	500	"	"	"	"	"	"	
Styrene	ND	500	"	"	"	"	"	"	
Bromoform	ND	500	"	"	"	"	"	"	
1,1,2,2-Tetrachloroethane	ND	500	"	"	"	"	"	"	
1,3,5-Trimethylbenzene	ND	500	"	"	"	"	"	"	
1,2,4-Trimethylbenzene	ND	500	"	"	"	"	"	"	
1,3-Dichlorobenzene	ND	500	"	"	"	"	"	"	
1,4-Dichlorobenzene	ND	500	"	"	"	"	"	"	
1,2-Dichlorobenzene	ND	500	"	"	"	"	"	"	
1,2,4-Trichlorobenzene	ND	500	"	"	"	"	"	"	
Hexachlorobutadiene	ND	500	"	"	"	"	"	"	
Surrogate: Dibromofluoromethane		*100 %*		*75-125*	"	"	"	"	
Surrogate: 1,2-Dichloroethane-d4		*97.7 %*		*75-125*	"	"	"	"	
Surrogate: Toluene-d8		*98.2 %*		*75-125*	"	"	"	"	
Surrogate: 4-Bromofluorobenzene		*96.8 %*		*75-125*	"	"	"	"	

H&P Mobile
Geochemistry Inc.

2470 Impala Drive
Carlsbad, CA 92010
760-804-9678 Phone
760-804-9159 Fax

Atlas Geo-Sampling Company	Project:	AG082918-13A Rev	
120 Nottaway Lane	Project Number:	TNB/Thomasville, GA	Reported:
Alpharetta, GA 30009	Project Manager:	Mr. Jim Fineis	11-Sep-18 08:47

Volatile Organic Compounds by H&P 8260SV

H&P Mobile Geochemistry, Inc.

Analyte	Result	Reporting Limit	Units	Dilution Factor	Batch	Prepared	Analyzed	Method	Notes
SS-3 8-26-18 (E808102-05) Vapor Sampled: 26-Aug-18 Received: 29-Aug-18									
2-Butanone (MEK)	ND	2500	ug/m3	0.05	EI80509	31-Aug-18	31-Aug-18	H&P 8260SV	
2-Hexanone (MBK)	ND	2500	"	"	"	"	"	"	
4-Methyl-2-pentanone (MIBK)	ND	2500	"	"	"	"	"	"	
Dichlorodifluoromethane (F12)	ND	500	"	"	"	"	"	"	
Chloromethane	ND	500	"	"	"	"	"	"	
Vinyl chloride	ND	50	"	"	"	"	"	"	
Bromomethane	ND	500	"	"	"	"	"	"	
Chloroethane	ND	500	"	"	"	"	"	"	
Trichlorofluoromethane (F11)	ND	500	"	"	"	"	"	"	
1,1-Dichloroethene	ND	500	"	"	"	"	"	"	
1,1,2 Trichlorotrifluoroethane (F113)	ND	500	"	"	"	"	"	"	
Carbon disulfide	ND	500	"	"	"	"	"	"	
Methylene chloride (Dichloromethane)	ND	500	"	"	"	"	"	"	
trans-1,2-Dichloroethene	ND	500	"	"	"	"	"	"	
1,1-Dichloroethane	ND	500	"	"	"	"	"	"	
cis-1,2-Dichloroethene	ND	500	"	"	"	"	"	"	
Chloroform	ND	100	"	"	"	"	"	"	
1,1,1-Trichloroethane	ND	500	"	"	"	"	"	"	
Carbon tetrachloride	ND	100	"	"	"	"	"	"	
1,2-Dichloroethane (EDC)	ND	100	"	"	"	"	"	"	
Benzene	ND	100	"	"	"	"	"	"	
Trichloroethene	**160**	100	"	"	"	"	"	"	
1,2-Dichloropropane	ND	500	"	"	"	"	"	"	
Bromodichloromethane	ND	500	"	"	"	"	"	"	
cis-1,3-Dichloropropene	ND	500	"	"	"	"	"	"	
Toluene	ND	1000	"	"	"	"	"	"	
trans-1,3-Dichloropropene	ND	500	"	"	"	"	"	"	
1,1,2-Trichloroethane	ND	500	"	"	"	"	"	"	
1,2-Dibromoethane (EDB)	ND	500	"	"	"	"	"	"	
Tetrachloroethene	**340000**	2000	"	1	"	"	04-Sep-18	"	
Dibromochloromethane	ND	500	"	0.05	"	"	31-Aug-18	"	
Chlorobenzene	ND	100	"	"	"	"	"	"	
Ethylbenzene	ND	500	"	"	"	"	"	"	
1,1,1,2-Tetrachloroethane	ND	500	"	"	"	"	"	"	
m,p-Xylene	ND	500	"	"	"	"	"	"	
o-Xylene	ND	500	"	"	"	"	"	"	
Styrene	ND	500	"	"	"	"	"	"	
Bromoform	ND	500	"	"	"	"	"	"	

H&P Mobile
Geochemistry Inc.

2470 Impala Drive
Carlsbad, CA 92010
760-804-9678 Phone
760-804-9159 Fax

Atlas Geo-Sampling Company	Project:	AG082918-13A Rev	
120 Nottaway Lane	Project Number:	TNB/Thomasville, GA	Reported:
Alpharetta, GA 30009	Project Manager:	Mr. Jim Fineis	11-Sep-18 08:47

Volatile Organic Compounds by H&P 8260SV

H&P Mobile Geochemistry, Inc.

Analyte	Result	Reporting Limit	Units	Dilution Factor	Batch	Prepared	Analyzed	Method	Notes
SS-3 8-26-18 (E808102-05) Vapor Sampled: 26-Aug-18 Received: 29-Aug-18									
1,1,2,2-Tetrachloroethane	ND	500	ug/m3	0.05	EI80509	31-Aug-18	31-Aug-18	H&P 8260SV	
1,3,5-Trimethylbenzene	ND	500	"	"	"	"	"	"	
1,2,4-Trimethylbenzene	ND	500	"	"	"	"	"	"	
1,3-Dichlorobenzene	ND	500	"	"	"	"	"	"	
1,4-Dichlorobenzene	ND	500	"	"	"	"	"	"	
1,2-Dichlorobenzene	ND	500	"	"	"	"	"	"	
1,2,4-Trichlorobenzene	ND	500	"	"	"	"	"	"	
Hexachlorobutadiene	ND	500	"	"	"	"	"	"	
Surrogate: Dibromofluoromethane		*95.0 %*		*75-125*		"	"	"	"
Surrogate: 1,2-Dichloroethane-d4		*93.4 %*		*75-125*		"	"	"	"
Surrogate: Toluene-d8		*97.3 %*		*75-125*		"	"	"	"
Surrogate: 4-Bromofluorobenzene		*97.0 %*		*75-125*		"	"	"	"
SS-4 8-26-18 (E808102-06) Vapor Sampled: 26-Aug-18 Received: 29-Aug-18									
2-Butanone (MEK)	ND	25000	ug/m3	0.5	EI80510	04-Sep-18	04-Sep-18	H&P 8260SV	
2-Hexanone (MBK)	ND	25000	"	"	"	"	"	"	
4-Methyl-2-pentanone (MIBK)	ND	25000	"	"	"	"	"	"	
Dichlorodifluoromethane (F12)	ND	5000	"	"	"	"	"	"	
Chloromethane	ND	5000	"	"	"	"	"	"	
Vinyl chloride	ND	500	"	"	"	"	"	"	
Bromomethane	ND	5000	"	"	"	"	"	"	
Chloroethane	ND	5000	"	"	"	"	"	"	
Trichlorofluoromethane (F11)	ND	5000	"	"	"	"	"	"	
1,1-Dichloroethene	ND	5000	"	"	"	"	"	"	
1,1,2 Trichlorotrifluoroethane (F113)	ND	5000	"	"	"	"	"	"	
Carbon disulfide	ND	5000	"	"	"	"	"	"	
Methylene chloride (Dichloromethane)	ND	5000	"	"	"	"	"	"	
trans-1,2-Dichloroethene	ND	5000	"	"	"	"	"	"	
1,1-Dichloroethane	ND	5000	"	"	"	"	"	"	
cis-1,2-Dichloroethene	ND	5000	"	"	"	"	"	"	
Chloroform	ND	1000	"	"	"	"	"	"	
1,1,1-Trichloroethane	ND	5000	"	"	"	"	"	"	
Carbon tetrachloride	ND	1000	"	"	"	"	"	"	
1,2-Dichloroethane (EDC)	ND	1000	"	"	"	"	"	"	
Benzene	ND	1000	"	"	"	"	"	"	
Trichloroethene	ND	1000	"	"	"	"	"	"	
1,2-Dichloropropane	ND	5000	"	"	"	"	"	"	

H&P Mobile
Geochemistry Inc.

2470 Impala Drive
Carlsbad, CA 92010
760-804-9678 Phone
760-804-9159 Fax

Atlas Geo-Sampling Company	Project:	AG082918-13A Rev	
120 Nottaway Lane	Project Number:	TNB/Thomasville, GA	Reported:
Alpharetta, GA 30009	Project Manager:	Mr. Jim Fineis	11-Sep-18 08:47

Volatile Organic Compounds by H&P 8260SV

H&P Mobile Geochemistry, Inc.

Analyte	Result	Reporting Limit	Units	Dilution Factor	Batch	Prepared	Analyzed	Method	Notes
SS-4 8-26-18 (E808102-06) Vapor Sampled: 26-Aug-18 Received: 29-Aug-18									
Bromodichloromethane	ND	5000	ug/m3	0.5	EI80510	04-Sep-18	04-Sep-18	H&P 8260SV	
cis-1,3-Dichloropropene	ND	5000	"	"	"	"	"	"	
Toluene	ND	10000	"	"	"	"	"	"	
trans-1,3-Dichloropropene	ND	5000	"	"	"	"	"	"	
1,1,2-Trichloroethane	ND	5000	"	"	"	"	"	"	
1,2-Dibromoethane (EDB)	ND	5000	"	"	"	"	"	"	
Tetrachloroethene	**180000**	1000	"	"	"	"	"	"	
Dibromochloromethane	ND	5000	"	"	"	"	"	"	
Chlorobenzene	ND	1000	"	"	"	"	"	"	
Ethylbenzene	ND	5000	"	"	"	"	"	"	
1,1,1,2-Tetrachloroethane	ND	5000	"	"	"	"	"	"	
m,p-Xylene	ND	5000	"	"	"	"	"	"	
o-Xylene	ND	5000	"	"	"	"	"	"	
Styrene	ND	5000	"	"	"	"	"	"	
Bromoform	ND	5000	"	"	"	"	"	"	
1,1,2,2-Tetrachloroethane	ND	5000	"	"	"	"	"	"	
1,3,5-Trimethylbenzene	ND	5000	"	"	"	"	"	"	
1,2,4-Trimethylbenzene	ND	5000	"	"	"	"	"	"	
1,3-Dichlorobenzene	ND	5000	"	"	"	"	"	"	
1,4-Dichlorobenzene	ND	5000	"	"	"	"	"	"	
1,2-Dichlorobenzene	ND	5000	"	"	"	"	"	"	
1,2,4-Trichlorobenzene	ND	5000	"	"	"	"	"	"	
Hexachlorobutadiene	ND	5000	"	"	"	"	"	"	
Surrogate: Dibromofluoromethane		*96.7 %*	*75-125*		"	"	"	"	
Surrogate: 1,2-Dichloroethane-d4		*89.9 %*	*75-125*		"	"	"	"	
Surrogate: Toluene-d8		*100 %*	*75-125*		"	"	"	"	
Surrogate: 4-Bromofluorobenzene		*96.5 %*	*75-125*		"	"	"	"	

H&P Mobile
Geochemistry Inc.

2470 Impala Drive
Carlsbad, CA 92010
760-804-9678 Phone
760-804-9159 Fax

Atlas Geo-Sampling Company	Project:	AG082918-13A Rev	
120 Nottaway Lane	Project Number:	TNB/Thomasville, GA	Reported:
Alpharetta, GA 30009	Project Manager:	Mr. Jim Fineis	11-Sep-18 08:47

Volatile Organic Compounds by H&P 8260SV

H&P Mobile Geochemistry, Inc.

Analyte	Result	Reporting Limit	Units	Dilution Factor	Batch	Prepared	Analyzed	Method	Notes
SS-5 8-26-18 (E808102-07) Vapor Sampled: 26-Aug-18 Received: 29-Aug-18									
2-Butanone (MEK)	ND	25000	ug/m3	0.5	EI80510	04-Sep-18	04-Sep-18	H&P 8260SV	
2-Hexanone (MBK)	ND	25000	"	"	"	"	"	"	
4-Methyl-2-pentanone (MIBK)	ND	25000	"	"	"	"	"	"	
Dichlorodifluoromethane (F12)	ND	5000	"	"	"	"	"	"	
Chloromethane	ND	5000	"	"	"	"	"	"	
Vinyl chloride	ND	500	"	"	"	"	"	"	
Bromomethane	ND	5000	"	"	"	"	"	"	
Chloroethane	ND	5000	"	"	"	"	"	"	
Trichlorofluoromethane (F11)	ND	5000	"	"	"	"	"	"	
1,1-Dichloroethene	ND	5000	"	"	"	"	"	"	
1,1,2 Trichlorotrifluoroethane (F113)	ND	5000	"	"	"	"	"	"	
Carbon disulfide	ND	5000	"	"	"	"	"	"	
Methylene chloride (Dichloromethane)	ND	5000	"	"	"	"	"	"	
trans-1,2-Dichloroethene	ND	5000	"	"	"	"	"	"	
1,1-Dichloroethane	ND	5000	"	"	"	"	"	"	
cis-1,2-Dichloroethene	ND	5000	"	"	"	"	"	"	
Chloroform	ND	1000	"	"	"	"	"	"	
1,1,1-Trichloroethane	ND	5000	"	"	"	"	"	"	
Carbon tetrachloride	ND	1000	"	"	"	"	"	"	
1,2-Dichloroethane (EDC)	ND	1000	"	"	"	"	"	"	
Benzene	ND	1000	"	"	"	"	"	"	
Trichloroethene	ND	1000	"	"	"	"	"	"	
1,2-Dichloropropane	ND	5000	"	"	"	"	"	"	
Bromodichloromethane	ND	5000	"	"	"	"	"	"	
cis-1,3-Dichloropropene	ND	5000	"	"	"	"	"	"	
Toluene	ND	10000	"	"	"	"	"	"	
trans-1,3-Dichloropropene	ND	5000	"	"	"	"	"	"	
1,1,2-Trichloroethane	ND	5000	"	"	"	"	"	"	
1,2-Dibromoethane (EDB)	ND	5000	"	"	"	"	"	"	
Tetrachloroethene	**2700000**	4000	"	2	"	"	05-Sep-18	"	
Dibromochloromethane	ND	5000	"	0.5	"	"	04-Sep-18	"	
Chlorobenzene	ND	1000	"	"	"	"	"	"	
Ethylbenzene	ND	5000	"	"	"	"	"	"	
1,1,1,2-Tetrachloroethane	ND	5000	"	"	"	"	"	"	
m,p-Xylene	ND	5000	"	"	"	"	"	"	
o-Xylene	ND	5000	"	"	"	"	"	"	
Styrene	ND	5000	"	"	"	"	"	"	
Bromoform	ND	5000	"	"	"	"	"	"	

H&P Mobile
Geochemistry Inc.

2470 Impala Drive
Carlsbad, CA 92010
760-804-9678 Phone
760-804-9159 Fax

Atlas Geo-Sampling Company	Project:	AG082918-13A Rev	
120 Nottaway Lane	Project Number:	TNB/Thomasville, GA	Reported:
Alpharetta, GA 30009	Project Manager:	Mr. Jim Fineis	11-Sep-18 08:47

Volatile Organic Compounds by H&P 8260SV

H&P Mobile Geochemistry, Inc.

Analyte	Result	Reporting Limit	Units	Dilution Factor	Batch	Prepared	Analyzed	Method	Notes
SS-5 8-26-18 (E808102-07) Vapor Sampled: 26-Aug-18 Received: 29-Aug-18									
1,1,2,2-Tetrachloroethane	ND	5000	ug/m3	0.5	EI80510	04-Sep-18	04-Sep-18	H&P 8260SV	
1,3,5-Trimethylbenzene	ND	5000	"	"	"	"	"	"	
1,2,4-Trimethylbenzene	ND	5000	"	"	"	"	"	"	
1,3-Dichlorobenzene	ND	5000	"	"	"	"	"	"	
1,4-Dichlorobenzene	ND	5000	"	"	"	"	"	"	
1,2-Dichlorobenzene	ND	5000	"	"	"	"	"	"	
1,2,4-Trichlorobenzene	ND	5000	"	"	"	"	"	"	
Hexachlorobutadiene	ND	5000	"	"	"	"	"	"	
Surrogate: Dibromofluoromethane		*99.6 %*		*75-125*		"	"	"	
Surrogate: 1,2-Dichloroethane-d4		*95.8 %*		*75-125*		"	"	"	
Surrogate: Toluene-d8		*98.7 %*		*75-125*		"	"	"	
Surrogate: 4-Bromofluorobenzene		*98.3 %*		*75-125*		"	"	"	
SS-6 8-26-18 (E808102-08) Vapor Sampled: 26-Aug-18 Received: 29-Aug-18									
2-Butanone (MEK)	ND	25000	ug/m3	0.5	EI80510	04-Sep-18	04-Sep-18	H&P 8260SV	
2-Hexanone (MBK)	ND	25000	"	"	"	"	"	"	
4-Methyl-2-pentanone (MIBK)	ND	25000	"	"	"	"	"	"	
Dichlorodifluoromethane (F12)	ND	5000	"	"	"	"	"	"	
Chloromethane	ND	5000	"	"	"	"	"	"	
Vinyl chloride	ND	500	"	"	"	"	"	"	
Bromomethane	ND	5000	"	"	"	"	"	"	
Chloroethane	ND	5000	"	"	"	"	"	"	
Trichlorofluoromethane (F11)	ND	5000	"	"	"	"	"	"	
1,1-Dichloroethene	ND	5000	"	"	"	"	"	"	
1,1,2 Trichlorotrifluoroethane (F113)	ND	5000	"	"	"	"	"	"	
Carbon disulfide	ND	5000	"	"	"	"	"	"	
Methylene chloride (Dichloromethane)	ND	5000	"	"	"	"	"	"	
trans-1,2-Dichloroethene	ND	5000	"	"	"	"	"	"	
1,1-Dichloroethane	ND	5000	"	"	"	"	"	"	
cis-1,2-Dichloroethene	ND	5000	"	"	"	"	"	"	
Chloroform	ND	1000	"	"	"	"	"	"	
1,1,1-Trichloroethane	ND	5000	"	"	"	"	"	"	
Carbon tetrachloride	ND	1000	"	"	"	"	"	"	
1,2-Dichloroethane (EDC)	ND	1000	"	"	"	"	"	"	
Benzene	ND	1000	"	"	"	"	"	"	
Trichloroethene	ND	1000	"	"	"	"	"	"	
1,2-Dichloropropane	ND	5000	"	"	"	"	"	"	

H&P Mobile
Geochemistry Inc.

2470 Impala Drive
Carlsbad, CA 92010
760-804-9678 Phone
760-804-9159 Fax

Atlas Geo-Sampling Company	Project:	AG082918-13A Rev	
120 Nottaway Lane	Project Number:	TNB/Thomasville, GA	Reported:
Alpharetta, GA 30009	Project Manager:	Mr. Jim Fineis	11-Sep-18 08:47

Volatile Organic Compounds by H&P 8260SV

H&P Mobile Geochemistry, Inc.

Analyte	Result	Reporting Limit	Units	Dilution Factor	Batch	Prepared	Analyzed	Method	Notes
SS-6 8-26-18 (E808102-08) Vapor Sampled: 26-Aug-18 Received: 29-Aug-18									
Bromodichloromethane	ND	5000	ug/m3	0.5	EI80510	04-Sep-18	04-Sep-18	H&P 8260SV	
cis-1,3-Dichloropropene	ND	5000	"	"	"	"	"	"	
Toluene	ND	10000	"	"	"	"	"	"	
trans-1,3-Dichloropropene	ND	5000	"	"	"	"	"	"	
1,1,2-Trichloroethane	ND	5000	"	"	"	"	"	"	
1,2-Dibromoethane (EDB)	ND	5000	"	"	"	"	"	"	
Tetrachloroethene	**730000**	1000	"	"	"	"	"	"	
Dibromochloromethane	ND	5000	"	"	"	"	"	"	
Chlorobenzene	ND	1000	"	"	"	"	"	"	
Ethylbenzene	ND	5000	"	"	"	"	"	"	
1,1,1,2-Tetrachloroethane	ND	5000	"	"	"	"	"	"	
m,p-Xylene	ND	5000	"	"	"	"	"	"	
o-Xylene	ND	5000	"	"	"	"	"	"	
Styrene	ND	5000	"	"	"	"	"	"	
Bromoform	ND	5000	"	"	"	"	"	"	
1,1,2,2-Tetrachloroethane	ND	5000	"	"	"	"	"	"	
1,3,5-Trimethylbenzene	ND	5000	"	"	"	"	"	"	
1,2,4-Trimethylbenzene	ND	5000	"	"	"	"	"	"	
1,3-Dichlorobenzene	ND	5000	"	"	"	"	"	"	
1,4-Dichlorobenzene	ND	5000	"	"	"	"	"	"	
1,2-Dichlorobenzene	ND	5000	"	"	"	"	"	"	
1,2,4-Trichlorobenzene	ND	5000	"	"	"	"	"	"	
Hexachlorobutadiene	ND	5000	"	"	"	"	"	"	
Surrogate: Dibromofluoromethane		*102 %*	*75-125*		"	"	"	"	
Surrogate: 1,2-Dichloroethane-d4		*94.9 %*	*75-125*		"	"	"	"	
Surrogate: Toluene-d8		*99.1 %*	*75-125*		"	"	"	"	
Surrogate: 4-Bromofluorobenzene		*103 %*	*75-125*		"	"	"	"	

H&P Mobile
Geochemistry Inc.

2470 Impala Drive
Carlsbad, CA 92010
760-804-9678 Phone
760-804-9159 Fax

Atlas Geo-Sampling Company	Project:	AG082918-13A Rev	
120 Nottaway Lane	Project Number:	TNB/Thomasville, GA	Reported:
Alpharetta, GA 30009	Project Manager:	Mr. Jim Fineis	11-Sep-18 08:47

Volatile Organic Compounds by H&P 8260SV - Quality Control

H&P Mobile Geochemistry, Inc.

Analyte	Result	Reporting Limit	Units	Spike Level	Source Result	%REC	%REC Limits	RPD	RPD Limit	Notes
Batch EI80509 - EPA 5030										
Blank (EI80509-BLK1)				Prepared & Analyzed: 31-Aug-18						
2-Butanone (MEK)	ND	2500	ug/m3							
2-Hexanone (MBK)	ND	2500	"							
4-Methyl-2-pentanone (MIBK)	ND	2500	"							
Dichlorodifluoromethane (F12)	ND	500	"							
Chloromethane	ND	500	"							
Vinyl chloride	ND	50	"							
Bromomethane	ND	500	"							
Chloroethane	ND	500	"							
Trichlorofluoromethane (F11)	ND	500	"							
1,1-Dichloroethene	ND	500	"							
1,1,2 Trichlorotrifluoroethane (F113)	ND	500	"							
Carbon disulfide	ND	500	"							
Methylene chloride (Dichloromethane)	ND	500	"							
trans-1,2-Dichloroethene	ND	500	"							
1,1-Dichloroethane	ND	500	"							
cis-1,2-Dichloroethene	ND	500	"							
Chloroform	ND	100	"							
1,1,1-Trichloroethane	ND	500	"							
Carbon tetrachloride	ND	100	"							
1,2-Dichloroethane (EDC)	ND	100	"							
Benzene	ND	100	"							
Trichloroethene	ND	100	"							
1,2-Dichloropropane	ND	500	"							
Bromodichloromethane	ND	500	"							
cis-1,3-Dichloropropene	ND	500	"							
Toluene	ND	1000	"							
trans-1,3-Dichloropropene	ND	500	"							
1,1,2-Trichloroethane	ND	500	"							
1,2-Dibromoethane (EDB)	ND	500	"							
Tetrachloroethene	ND	100	"							
Dibromochloromethane	ND	500	"							
Chlorobenzene	ND	100	"							
Ethylbenzene	ND	500	"							
1,1,1,2-Tetrachloroethane	ND	500	"							

H&P Mobile
Geochemistry Inc.

2470 Impala Drive
Carlsbad, CA 92010
760-804-9678 Phone
760-804-9159 Fax

Atlas Geo-Sampling Company	Project:	AG082918-13A Rev	
120 Nottaway Lane	Project Number:	TNB/Thomasville, GA	Reported:
Alpharetta, GA 30009	Project Manager:	Mr. Jim Fineis	11-Sep-18 08:47

Volatile Organic Compounds by H&P 8260SV - Quality Control

H&P Mobile Geochemistry, Inc.

Analyte	Result	Reporting Limit	Units	Spike Level	Source Result	%REC	%REC Limits	RPD	RPD Limit	Notes
Batch EI80509 - EPA 5030										
Blank (EI80509-BLK1)				Prepared & Analyzed: 31-Aug-18						
m,p-Xylene	ND	500	ug/m3							
o-Xylene	ND	500	"							
Styrene	ND	500	"							
Bromoform	ND	500	"							
1,1,2,2-Tetrachloroethane	ND	500	"							
1,3,5-Trimethylbenzene	ND	500	"							
1,2,4-Trimethylbenzene	ND	500	"							
1,3-Dichlorobenzene	ND	500	"							
1,4-Dichlorobenzene	ND	500	"							
1,2-Dichlorobenzene	ND	500	"							
1,2,4-Trichlorobenzene	ND	500	"							
Hexachlorobutadiene	ND	500	"							
Surrogate: Dibromofluoromethane	*2410*		*"*	*2500*		*96.3*	*75-125*			
Surrogate: 1,2-Dichloroethane-d4	*2120*		*"*	*2500*		*84.7*	*75-125*			
Surrogate: Toluene-d8	*2450*		*"*	*2500*		*98.1*	*75-125*			
Surrogate: 4-Bromofluorobenzene	*2370*		*"*	*2500*		*94.8*	*75-125*			
LCS (EI80509-BS1)				Prepared & Analyzed: 31-Aug-18						
Dichlorodifluoromethane (F12)	4900	500	ug/m3	5000		98.5	70-130			
Vinyl chloride	5200	50	"	5000		103	70-130			
Chloroethane	5200	500	"	5000		103	70-130			
Trichlorofluoromethane (F11)	6800	500	"	5000		136	70-130			QL-1H
1,1-Dichloroethene	6400	500	"	5000		128	70-130			
1,1,2 Trichlorotrifluoroethane (F113)	5900	500	"	5000		118	70-130			
Methylene chloride (Dichloromethane)	4400	500	"	5000		87.2	70-130			
trans-1,2-Dichloroethene	5900	500	"	5000		118	70-130			
1,1-Dichloroethane	5400	500	"	5000		107	70-130			
cis-1,2-Dichloroethene	5300	500	"	5000		107	70-130			
Chloroform	5200	100	"	5000		103	70-130			
1,1,1-Trichloroethane	6200	500	"	5000		123	70-130			
Carbon tetrachloride	6500	100	"	5000		129	70-130			
1,2-Dichloroethane (EDC)	4400	100	"	5000		88.0	70-130			
Benzene	5200	100	"	5000		104	70-130			

H&P Mobile
Geochemistry Inc.

2470 Impala Drive
Carlsbad, CA 92010
760-804-9678 Phone
760-804-9159 Fax

Atlas Geo-Sampling Company	Project:	AG082918-13A Rev	
120 Nottaway Lane	Project Number:	TNB/Thomasville, GA	Reported:
Alpharetta, GA 30009	Project Manager:	Mr. Jim Fineis	11-Sep-18 08:47

Volatile Organic Compounds by H&P 8260SV - Quality Control

H&P Mobile Geochemistry, Inc.

Analyte	Result	Reporting Limit	Units	Spike Level	Source Result	%REC	%REC Limits	RPD	RPD Limit	Notes
Batch EI80509 - EPA 5030										
LCS (EI80509-BS1)				Prepared & Analyzed: 31-Aug-18						
Trichloroethene	5800	100	ug/m3	5000		116	70-130			
Toluene	5000	1000	"	5000		99.1	70-130			
1,1,2-Trichloroethane	3500	500	"	5000		70.7	70-130			
Tetrachloroethene	6000	100	"	5000		120	70-130			
Ethylbenzene	5800	500	"	5000		116	70-130			
1,1,1,2-Tetrachloroethane	5400	500	"	5000		108	70-130			
m,p-Xylene	11000	500	"	10000		113	70-130			
o-Xylene	5400	500	"	5000		108	70-130			
1,1,2,2-Tetrachloroethane	3200	500	"	5000		63.1	70-130			QL-1L
Surrogate: Dibromofluoromethane	*2310*		*"*	*2500*		*92.4*	*75-125*			
Surrogate: 1,2-Dichloroethane-d4	*1900*		*"*	*2500*		*76.2*	*75-125*			
Surrogate: Toluene-d8	*2490*		*"*	*2500*		*99.4*	*75-125*			
Surrogate: 4-Bromofluorobenzene	*2300*		*"*	*2500*		*91.9*	*75-125*			
Batch EI80510 - EPA 5030										
Blank (EI80510-BLK1)				Prepared & Analyzed: 04-Sep-18						
2-Butanone (MEK)	ND	2500	ug/m3							
2-Hexanone (MBK)	ND	2500	"							
4-Methyl-2-pentanone (MIBK)	ND	2500	"							
Dichlorodifluoromethane (F12)	ND	500	"							
Chloromethane	ND	500	"							
Vinyl chloride	ND	50	"							
Bromomethane	ND	500	"							
Chloroethane	ND	500	"							
Trichlorofluoromethane (F11)	ND	500	"							
1,1-Dichloroethene	ND	500	"							
1,1,2 Trichlorotrifluoroethane (F113)	ND	500	"							
Carbon disulfide	ND	500	"							
Methylene chloride (Dichloromethane)	ND	500	"							
trans-1,2-Dichloroethene	ND	500	"							
1,1-Dichloroethane	ND	500	"							
cis-1,2-Dichloroethene	ND	500	"							

H&P Mobile
Geochemistry Inc.

2470 Impala Drive
Carlsbad, CA 92010
760-804-9678 Phone
760-804-9159 Fax

Atlas Geo-Sampling Company	Project: AG082918-13A Rev	
120 Nottaway Lane	Project Number: TNB/Thomasville, GA	Reported:
Alpharetta, GA 30009	Project Manager: Mr. Jim Fineis	11-Sep-18 08:47

Volatile Organic Compounds by H&P 8260SV - Quality Control

H&P Mobile Geochemistry, Inc.

Analyte	Result	Reporting Limit	Units	Spike Level	Source Result	%REC	%REC Limits	RPD	RPD Limit	Notes
Batch EI80510 - EPA 5030										
Blank (EI80510-BLK1)				Prepared & Analyzed: 04-Sep-18						
Chloroform	ND	100	ug/m3							
1,1,1-Trichloroethane	ND	500	"							
Carbon tetrachloride	ND	100	"							
1,2-Dichloroethane (EDC)	ND	100	"							
Benzene	ND	100	"							
Trichloroethene	ND	100	"							
1,2-Dichloropropane	ND	500	"							
Bromodichloromethane	ND	500	"							
cis-1,3-Dichloropropene	ND	500	"							
Toluene	ND	1000	"							
trans-1,3-Dichloropropene	ND	500	"							
1,1,2-Trichloroethane	ND	500	"							
1,2-Dibromoethane (EDB)	ND	500	"							
Tetrachloroethene	ND	100	"							
Dibromochloromethane	ND	500	"							
Chlorobenzene	ND	100	"							
Ethylbenzene	ND	500	"							
1,1,1,2-Tetrachloroethane	ND	500	"							
m,p-Xylene	ND	500	"							
o-Xylene	ND	500	"							
Styrene	ND	500	"							
Bromoform	ND	500	"							
1,1,2,2-Tetrachloroethane	ND	500	"							
1,3,5-Trimethylbenzene	ND	500	"							
1,2,4-Trimethylbenzene	ND	500	"							
1,3-Dichlorobenzene	ND	500	"							
1,4-Dichlorobenzene	ND	500	"							
1,2-Dichlorobenzene	ND	500	"							
1,2,4-Trichlorobenzene	ND	500	"							
Hexachlorobutadiene	ND	500	"							
Surrogate: Dibromofluoromethane	*2480*		*"*	*2500*		*99.2*	*75-125*			
Surrogate: 1,2-Dichloroethane-d4	*2270*		*"*	*2500*		*90.8*	*75-125*			
Surrogate: Toluene-d8	*2480*		*"*	*2500*		*99.2*	*75-125*			

H&P Mobile
Geochemistry Inc.

2470 Impala Drive
Carlsbad, CA 92010
760-804-9678 Phone
760-804-9159 Fax

Atlas Geo-Sampling Company	Project: AG082918-13A Rev	
120 Nottaway Lane	Project Number: TNB/Thomasville, GA	Reported:
Alpharetta, GA 30009	Project Manager: Mr. Jim Fineis	11-Sep-18 08:47

Volatile Organic Compounds by H&P 8260SV - Quality Control

H&P Mobile Geochemistry, Inc.

Analyte	Result	Reporting Limit	Units	Spike Level	Source Result	%REC	%REC Limits	RPD	RPD Limit	Notes
Batch EI80510 - EPA 5030										
Blank (EI80510-BLK1)				Prepared & Analyzed: 04-Sep-18						
Surrogate: 4-Bromofluorobenzene	*2570*		*ug/m3*	*2500*		*103*	*75-125*			
LCS (EI80510-BS1)				Prepared & Analyzed: 04-Sep-18						
Dichlorodifluoromethane (F12)	3800	500	ug/m3	5000		76.4	70-130			
Vinyl chloride	4200	50	"	5000		83.9	70-130			
Chloroethane	4300	500	"	5000		85.5	70-130			
Trichlorofluoromethane (F11)	5700	500	"	5000		113	70-130			
1,1-Dichloroethene	5400	500	"	5000		109	70-130			
1,1,2 Trichlorotrifluoroethane (F113)	4800	500	"	5000		96.1	70-130			
Methylene chloride (Dichloromethane)	4800	500	"	5000		95.6	70-130			
trans-1,2-Dichloroethene	5200	500	"	5000		103	70-130			
1,1-Dichloroethane	5200	500	"	5000		104	70-130			
cis-1,2-Dichloroethene	5200	500	"	5000		104	70-130			
Chloroform	5100	100	"	5000		103	70-130			
1,1,1-Trichloroethane	5500	500	"	5000		111	70-130			
Carbon tetrachloride	5800	100	"	5000		115	70-130			
1,2-Dichloroethane (EDC)	5400	100	"	5000		108	70-130			
Benzene	4800	100	"	5000		96.8	70-130			
Trichloroethene	5300	100	"	5000		105	70-130			
Toluene	4600	1000	"	5000		91.8	70-130			
1,1,2-Trichloroethane	4800	500	"	5000		96.0	70-130			
Tetrachloroethene	5400	100	"	5000		108	70-130			
Ethylbenzene	4800	500	"	5000		96.4	70-130			
1,1,1,2-Tetrachloroethane	5300	500	"	5000		105	70-130			
m,p-Xylene	9500	500	"	10000		95.0	70-130			
o-Xylene	4700	500	"	5000		93.7	70-130			
1,1,2,2-Tetrachloroethane	4400	500	"	5000		87.7	70-130			
Surrogate: Dibromofluoromethane	*2490*		*"*	*2500*		*99.8*	*75-125*			
Surrogate: 1,2-Dichloroethane-d4	*2720*		*"*	*2500*		*109*	*75-125*			
Surrogate: Toluene-d8	*2520*		*"*	*2500*		*101*	*75-125*			
Surrogate: 4-Bromofluorobenzene	*2530*		*"*	*2500*		*101*	*75-125*			

H&P Mobile
Geochemistry Inc.

2470 Impala Drive
Carlsbad, CA 92010
760-804-9678 Phone
760-804-9159 Fax

Atlas Geo-Sampling Company	Project:	AG082918-13A Rev	
120 Nottaway Lane	Project Number:	TNB/Thomasville, GA	Reported:
Alpharetta, GA 30009	Project Manager:	Mr. Jim Fineis	11-Sep-18 08:47

Notes and Definitions

QL-1L	The LCS and/or LCSD recoveries fell below the established control specifications for this analyte. Any result for this compound is qualified and should be considered biased low.
QL-1H	The LCS and/or LCSD recoveries fell above the established control specifications for this analyte. Any result for this compound is qualified and should be considered biased high.
LCC	Leak Check Compound
ND	Analyte NOT DETECTED at or above the reporting limit
MDL	Method Detection Limit
%REC	Percent Recovery
RPD	Relative Percent Difference

All soil results are reported in wet weight.

Appendix

H&P Mobile Geochemistry, Inc. is approved as an Environmental Testing Laboratory and Mobile Laboratory in accordance with the DoD-ELAP Program and ISO/IEC 17025:2005 programs through PJLA, accreditation number 69070 for EPA Method TO-15, H&P Method TO-15, EPA Method 8260B and H&P 8260SV.

H&P is approved by the State of Arizona as an Environmental Testing Laboratory and Mobile Laboratory, certification numbers AZM758 and AZ0779.

H&P is approved by the State of California as an Environmental Laboratory and Mobile Laboratory in conformance with the Environmental Laboratory Accreditation Program (ELAP) for the category of Volatile and Semi-Volatile Organic Chemistry of Hazardous Waste, certification numbers 2740, 2741, 2743, 2744, 2745, 2754 & 2930.

H&P is approved by the State of Florida Department of Health under the National Environmental Laboratory Accreditation Conference (NELAC) certification number E871100.

The complete list of stationary and mobile laboratory certifications along with the fields of testing (FOTs) and analyte lists are available at www.handpmg.com/about/certifications.

H&P Mobile Geochemistry, Inc.

2 Imperial Drive, Carlsbad, CA 92010
& Field Office - Signal Hill, CA
W handpmg.com E info@handpmg.com

VAPOR / AIR Chain of Custody

DATE: 8-27-18
Page 1 of 1 YJE

Lab Client and Project Information

Lab Client/Consultant:	Atlas Geo-Sampling	Project Name / #:	TNB
Lab Client Project Manager:	Jim Fineis	Project Location:	Thomasville, GA
Lab Client Address:	120 Nottaway Lane	Report E-Mail(s):	jimfineis@atlas-geo.com
Lab Client City, State, Zip:	Alpharetta, GA 30009		
Phone Number:	770-883-3372		

Sample Receipt (Lab Use Only)

Date Rec'd: 8/29/18	Control #: 180719.01
H&P Project #: AG082918-13A	
Lab Work Order #: E808102	
Sample Intact: ☑ Yes ☐ No ☐ See Notes Below	
Receipt Gauge ID: 71103000	Temp: 22
Outside Lab:	
Receipt Notes/Tracking #: 1293TT61876135 2635 / " 75076 4648	
Lab PM Initials: WB	

Reporting Requirements

☑ Standard Report ☐ Level III ☐ Level IV
☑ Excel EDD ☐ Other EDD:_____
☐ CA Geotracker Global ID:_____

Turnaround Time

☑ 5-7 day Stnd ☐ 24-Hr Rush
☐ 3-day Rush ☐ Mobile Lab
☐ 48-Hr Rush ☐ Other:____

Sampler Information

Sampler(s): Jim Fineis
Signature: [signature]
Date: 8-27-18

Additional Instructions to Laboratory: (*) All "SS" samples analyzed by H&P 8260SV YJE 9/10/18

** Preferred VOC units (please choose one):*
☐ µg/L ☒ µg/m³ ☐ ppbv ☐ ppmv

SAMPLE NAME	SAMPLE KIT/ FLOW CONT ID	DATE mm/dd/yy	TIME 24hr clock	SAMPLE TYPE Indoor Air (IA), Ambient Air (AA), Subslab (SS), Soil Vapor (SV)	CONTAINER SIZE & TYPE 400mL/1L/6L Summa, Tedlar, Tube, etc.	CONTAINER ID (###)	Lab use only: Receipt Vac	VOCs Standard Full List ☑ 8260SV ☐ TO-15	VOCs Short List / Project List ☐ 8260SV ☐ TO-15	Oxygenates ☐ 8260SV ☐ TO-15	Naphthalene ☐ 8260SV ☐ TO-15	TPHv as Gas ☐ 8260SVm ☐ TO-15m	Aromatic/Aliphatic Fractions ☐ 8260SVm ☐ TO-15m	Leak Check Compound ☐ DFA ☐ IPA ☐ He	Methane by EPA 8015m	Fixed Gases by ASTM D1945 ☐ CO2 ☐ O2 ☐ N2
~~SV-1 8-25-18~~	~~190~~	~~8-25-18~~	~~1505~~	~~SV~~	~~400 ml~~	~~012~~	~~-2.11~~	✓								
~~SV-4 8-25-18~~	~~175~~	~~8-25-18~~	~~1515~~	~~SV~~	~~400 ml~~	~~008~~	~~-1.70~~	✓								
(*) SS-1 8-26-18	122	8-26-18	0750	SS	400 ml	313	-.57	✓								
(*) SS-2 8-26-18	091	8-26-18	0810	SS	400 ml	303	-.36	✓								
(*) SS-3 8-26-18	245	8/26-18	0825	SS	400 ml	300	-.20	✓								
(*) SS-4 8-26-18	284	8-26-18	0840	SS	400 ml	158	-.28	✓								
(*) SS-5 8-26-18	202	8-26-18	0850	SS	400 ml	094	-.35	✓								
(*) SS-6 8-26-18	290	8-26-18	0905	SS	400 ml	244	-.23	✓								
~~SV-3 8-26-18~~	~~281~~	~~8-26-18~~	~~0935~~	~~SV~~	~~400 ml~~	~~059~~	~~-2.37~~	✓								

Approved/Relinquished by:	Company:	Date:	Time:	Received by:	Company:	Date:	Time:
[signature]	AtKS	8-27-18	830	UPS			
UPS		8/29		[signature]	H&P	8/29/18	1123

*Approval constitutes as authorization to proceed with analysis and acceptance of conditions on back

Appendix 6A1, Rev 5/23/2016, Effective 5/23/2016

H&P Mobile Geochemistry Inc.

11 September 2018

Mr. Jim Fineis
Atlas Geo-Sampling Company
120 Nottaway Lane
Alpharetta, GA 30009

H&P Project: AG082918-13 Rev
Client Project: TNB/Thomasville, GA

Dear Mr. Jim Fineis:

Enclosed is the analytical report for the above referenced project. The data herein applies to samples as received by H&P Mobile Geochemistry, Inc. on 29-Aug-18 which were analyzed in accordance with the attached Chain of Custody record(s).

The results for all sample analyses and required QA/QC analyses are presented in the following sections and summarized in the documents:

- Sample Summary
- Case Narrative (if applicable)
- Sample Results
- Quality Control Summary
- Notes and Definitions / Appendix
- Chain of Custody
- Sampling Logs (if applicable)

Unless otherwise noted, I certify that all analyses were performed and reviewed in compliance with our Quality Systems Manual and Standard Operating Procedures. This report shall not be reproduced, except in full, without the written approval of H&P Mobile Geochemistry, Inc.

We at H&P Mobile Geochemistry, Inc. sincerely appreciate the opportunity to provide analytical services to you on this project. If you have any questions or concerns regarding this analytical report, please contact me at your convenience at 760-804-9678.

Sincerely,

Janis La Roux
Laboratory Director

H&P Mobile Geochemistry, Inc. is certified under the California ELAP and the National Environmental Laboratory Accreditation Conference (NELAC). H&P is approved as an Environmental Testing Laboratory and Mobile Laboratory in accordance with the DoD-ELAP Program and ISO/IEC 17025:2005 programs, accreditation number 69070 for EPA Method TO-15, H&P Method TO-15, EPA Method 8260B and H&P 8260SV.

H&P Mobile
Geochemistry Inc.

2470 Impala Drive
Carlsbad, CA 92010
760-804-9678 Phone
760-804-9159 Fax

Atlas Geo-Sampling Company	Project:	AG082918-13 Rev	
120 Nottaway Lane	Project Number:	TNB/Thomasville, GA	Reported:
Alpharetta, GA 30009	Project Manager:	Mr. Jim Fineis	11-Sep-18 08:57

ANALYTICAL REPORT FOR SAMPLES

Sample ID	Laboratory ID	Matrix	Date Sampled	Date Received
SV-1 8-25-18	E808102-01	Vapor	25-Aug-18	29-Aug-18
SV-4 8-25-18	E808102-02	Vapor	25-Aug-18	29-Aug-18
SV-3 8-26-18	E808102-09	Vapor	26-Aug-18	29-Aug-18
SV-13 8-26-18	E808102-10	Vapor	26-Aug-18	29-Aug-18
SV-12 8-25-18	E808102-11	Vapor	25-Aug-18	29-Aug-18
SV-8 8-25-18	E808102-12	Vapor	25-Aug-18	29-Aug-18
SV-11 8-25-18	E808102-13	Vapor	25-Aug-18	29-Aug-18
SV-9 8-25-18	E808102-14	Vapor	25-Aug-18	29-Aug-18
SV-10 8-25-18	E808102-15	Vapor	25-Aug-18	29-Aug-18
SV-5 8-25-18	E808102-16	Vapor	25-Aug-18	29-Aug-18
SV-6 8-25-18	E808102-17	Vapor	25-Aug-18	29-Aug-18
SV-7 8-25-18	E808102-18	Vapor	25-Aug-18	29-Aug-18
SV-2 8-25-18	E808102-19	Vapor	25-Aug-18	29-Aug-18

H&P Mobile
Geochemistry Inc.

2470 Impala Drive
Carlsbad, CA 92010
760-804-9678 Phone
760-804-9159 Fax

Atlas Geo-Sampling Company	Project:	AG082918-13 Rev	
120 Nottaway Lane	Project Number:	TNB/Thomasville, GA	Reported:
Alpharetta, GA 30009	Project Manager:	Mr. Jim Fineis	11-Sep-18 08:57

DETECTIONS SUMMARY

Sample ID: **SV-1 8-25-18** Laboratory ID: **E808102-01**

Analyte	Result	Reporting Limit	Units	Method	Notes
Benzene	**4.9**	3.2	ug/m3	EPA TO-15	
Toluene	**96**	3.8	ug/m3	EPA TO-15	
Ethylbenzene	**7.1**	4.4	ug/m3	EPA TO-15	
m,p-Xylene	**34**	8.8	ug/m3	EPA TO-15	
o-Xylene	**15**	4.4	ug/m3	EPA TO-15	
1,3,5-Trimethylbenzene	**5.9**	5.0	ug/m3	EPA TO-15	
1,2,4-Trimethylbenzene	**16**	5.0	ug/m3	EPA TO-15	

Sample ID: **SV-4 8-25-18** Laboratory ID: **E808102-02**

Analyte	Result	Reporting Limit	Units	Method	Notes
Chloromethane	**4.4**	2.1	ug/m3	EPA TO-15	
Benzene	**7.6**	3.2	ug/m3	EPA TO-15	
Toluene	**130**	3.8	ug/m3	EPA TO-15	
Ethylbenzene	**12**	4.4	ug/m3	EPA TO-15	
m,p-Xylene	**49**	8.8	ug/m3	EPA TO-15	
o-Xylene	**19**	4.4	ug/m3	EPA TO-15	
1,3,5-Trimethylbenzene	**8.8**	5.0	ug/m3	EPA TO-15	
1,2,4-Trimethylbenzene	**20**	5.0	ug/m3	EPA TO-15	

Sample ID: **SV-3 8-26-18** Laboratory ID: **E808102-09**

Analyte	Result	Reporting Limit	Units	Method	Notes
Benzene	**13**	3.2	ug/m3	EPA TO-15	
Toluene	**30**	3.8	ug/m3	EPA TO-15	
Tetrachloroethene	**16**	6.9	ug/m3	EPA TO-15	
Ethylbenzene	**7.6**	4.4	ug/m3	EPA TO-15	
m,p-Xylene	**31**	8.8	ug/m3	EPA TO-15	
o-Xylene	**11**	4.4	ug/m3	EPA TO-15	
1,2,4-Trimethylbenzene	**8.0**	5.0	ug/m3	EPA TO-15	

Sample ID: **SV-13 8-26-18** Laboratory ID: **E808102-10**

Analyte	Result	Reporting Limit	Units	Method	Notes
Benzene	**7.8**	3.2	ug/m3	EPA TO-15	
Toluene	**51**	3.8	ug/m3	EPA TO-15	
Tetrachloroethene	**14**	6.9	ug/m3	EPA TO-15	

H&P Mobile
Geochemistry Inc.

2470 Impala Drive
Carlsbad, CA 92010
760-804-9678 Phone
760-804-9159 Fax

Atlas Geo-Sampling Company	Project:	AG082918-13 Rev	
120 Nottaway Lane	Project Number:	TNB/Thomasville, GA	Reported:
Alpharetta, GA 30009	Project Manager:	Mr. Jim Fineis	11-Sep-18 08:57

Sample ID: **SV-13 8-26-18** Laboratory ID: **E808102-10**

Analyte	Result	Reporting Limit	Units	Method	Notes
Ethylbenzene	**4.4**	4.4	ug/m3	EPA TO-15	
m,p-Xylene	**19**	8.8	ug/m3	EPA TO-15	
o-Xylene	**8.0**	4.4	ug/m3	EPA TO-15	
1,2,4-Trimethylbenzene	**7.2**	5.0	ug/m3	EPA TO-15	

Sample ID: **SV-12 8-25-18** Laboratory ID: **E808102-11**

Analyte	Result	Reporting Limit	Units	Method	Notes
Toluene	**52**	19	ug/m3	EPA TO-15	
Tetrachloroethene	**4600**	34	ug/m3	EPA TO-15	

Sample ID: **SV-8 8-25-18** Laboratory ID: **E808102-12**

Analyte	Result	Reporting Limit	Units	Method	Notes
Vinyl chloride	**3.1**	2.6	ug/m3	EPA TO-15	
Carbon disulfide	**12**	6.3	ug/m3	EPA TO-15	
2-Butanone (MEK)	**58**	30	ug/m3	EPA TO-15	
cis-1,2-Dichloroethene	**9.6**	4.0	ug/m3	EPA TO-15	
Benzene	**41**	3.2	ug/m3	EPA TO-15	
Trichloroethene	**8.3**	5.5	ug/m3	EPA TO-15	
4-Methyl-2-pentanone (MIBK)	**12**	8.3	ug/m3	EPA TO-15	
Toluene	**110**	3.8	ug/m3	EPA TO-15	
2-Hexanone (MBK)	**16**	8.3	ug/m3	EPA TO-15	
Tetrachloroethene	**8.4**	6.9	ug/m3	EPA TO-15	
Ethylbenzene	**18**	4.4	ug/m3	EPA TO-15	
m,p-Xylene	**70**	8.8	ug/m3	EPA TO-15	
o-Xylene	**35**	4.4	ug/m3	EPA TO-15	
4-Ethyltoluene	**9.2**	5.0	ug/m3	EPA TO-15	
1,3,5-Trimethylbenzene	**9.8**	5.0	ug/m3	EPA TO-15	
1,2,4-Trimethylbenzene	**33**	5.0	ug/m3	EPA TO-15	

Sample ID: **SV-11 8-25-18** Laboratory ID: **E808102-13**

Analyte	Result	Reporting Limit	Units	Method	Notes
1,1,1-Trichloroethane	**5.9**	5.5	ug/m3	EPA TO-15	
Benzene	**5.5**	3.2	ug/m3	EPA TO-15	
Toluene	**72**	3.8	ug/m3	EPA TO-15	
Tetrachloroethene	**73**	6.9	ug/m3	EPA TO-15	
Ethylbenzene	**5.8**	4.4	ug/m3	EPA TO-15	

H&P Mobile
Geochemistry Inc.

2470 Impala Drive
Carlsbad, CA 92010
760-804-9678 Phone
760-804-9159 Fax

Atlas Geo-Sampling Company	Project: AG082918-13 Rev	
120 Nottaway Lane	Project Number: TNB/Thomasville, GA	Reported:
Alpharetta, GA 30009	Project Manager: Mr. Jim Fineis	11-Sep-18 08:57

Sample ID: **SV-11 8-25-18** Laboratory ID: **E808102-13**

Analyte	Result	Reporting Limit	Units	Method	Notes
m,p-Xylene	**24**	8.8	ug/m3	EPA TO-15	
o-Xylene	**10**	4.4	ug/m3	EPA TO-15	
1,2,4-Trimethylbenzene	**11**	5.0	ug/m3	EPA TO-15	

Sample ID: **SV-9 8-25-18** Laboratory ID: **E808102-14**

Analyte	Result	Reporting Limit	Units	Method	Notes
Carbon disulfide	**7.3**	6.3	ug/m3	EPA TO-15	
Chloroform	**9.4**	4.9	ug/m3	EPA TO-15	
Benzene	**7.8**	3.2	ug/m3	EPA TO-15	
4-Methyl-2-pentanone (MIBK)	**78**	8.3	ug/m3	EPA TO-15	
Toluene	**56**	3.8	ug/m3	EPA TO-15	
Tetrachloroethene	**110**	6.9	ug/m3	EPA TO-15	
Ethylbenzene	**6.0**	4.4	ug/m3	EPA TO-15	
m,p-Xylene	**26**	8.8	ug/m3	EPA TO-15	
o-Xylene	**13**	4.4	ug/m3	EPA TO-15	
1,3,5-Trimethylbenzene	**5.5**	5.0	ug/m3	EPA TO-15	
1,2,4-Trimethylbenzene	**13**	5.0	ug/m3	EPA TO-15	

Sample ID: **SV-10 8-25-18** Laboratory ID: **E808102-15**

Analyte	Result	Reporting Limit	Units	Method	Notes
Chloroform	**14**	4.9	ug/m3	EPA TO-15	
Benzene	**7.5**	3.2	ug/m3	EPA TO-15	
4-Methyl-2-pentanone (MIBK)	**46**	8.3	ug/m3	EPA TO-15	
Toluene	**49**	3.8	ug/m3	EPA TO-15	
2-Hexanone (MBK)	**12**	8.3	ug/m3	EPA TO-15	
Ethylbenzene	**8.3**	4.4	ug/m3	EPA TO-15	
m,p-Xylene	**39**	8.8	ug/m3	EPA TO-15	
o-Xylene	**20**	4.4	ug/m3	EPA TO-15	
1,3,5-Trimethylbenzene	**6.8**	5.0	ug/m3	EPA TO-15	
1,2,4-Trimethylbenzene	**16**	5.0	ug/m3	EPA TO-15	

Sample ID: **SV-5 8-25-18** Laboratory ID: **E808102-16**

Analyte	Result	Reporting Limit	Units	Method	Notes
Benzene	**13**	3.2	ug/m3	EPA TO-15	
4-Methyl-2-pentanone (MIBK)	**9.2**	8.3	ug/m3	EPA TO-15	
Toluene	**140**	3.8	ug/m3	EPA TO-15	

H&P Mobile
Geochemistry Inc.

2470 Impala Drive
Carlsbad, CA 92010
760-804-9678 Phone
760-804-9159 Fax

Atlas Geo-Sampling Company	Project:	AG082918-13 Rev	
120 Nottaway Lane	Project Number:	TNB/Thomasville, GA	Reported:
Alpharetta, GA 30009	Project Manager:	Mr. Jim Fineis	11-Sep-18 08:57

Sample ID: **SV-5 8-25-18** Laboratory ID: **E808102-16**

Analyte	Result	Reporting Limit	Units	Method	Notes
Ethylbenzene	**23**	4.4	ug/m3	EPA TO-15	
m,p-Xylene	**85**	8.8	ug/m3	EPA TO-15	
o-Xylene	**35**	4.4	ug/m3	EPA TO-15	
4-Ethyltoluene	**7.9**	5.0	ug/m3	EPA TO-15	
1,3,5-Trimethylbenzene	**18**	5.0	ug/m3	EPA TO-15	
1,2,4-Trimethylbenzene	**33**	5.0	ug/m3	EPA TO-15	

Sample ID: **SV-6 8-25-18** Laboratory ID: **E808102-17**

Analyte	Result	Reporting Limit	Units	Method	Notes
Benzene	**22**	6.5	ug/m3	EPA TO-15	
4-Methyl-2-pentanone (MIBK)	**85**	17	ug/m3	EPA TO-15	
Toluene	**200**	7.6	ug/m3	EPA TO-15	
Tetrachloroethene	**1800**	14	ug/m3	EPA TO-15	
Ethylbenzene	**36**	8.8	ug/m3	EPA TO-15	
m,p-Xylene	**140**	18	ug/m3	EPA TO-15	
o-Xylene	**47**	8.8	ug/m3	EPA TO-15	
4-Ethyltoluene	**13**	10	ug/m3	EPA TO-15	
1,3,5-Trimethylbenzene	**29**	10	ug/m3	EPA TO-15	
1,2,4-Trimethylbenzene	**57**	10	ug/m3	EPA TO-15	

Sample ID: **SV-7 8-25-18** Laboratory ID: **E808102-18**

Analyte	Result	Reporting Limit	Units	Method	Notes
Toluene	**44**	3.8	ug/m3	EPA TO-15	
m,p-Xylene	**21**	8.8	ug/m3	EPA TO-15	
o-Xylene	**9.9**	4.4	ug/m3	EPA TO-15	
1,2,4-Trimethylbenzene	**11**	5.0	ug/m3	EPA TO-15	

Sample ID: **SV-2 8-25-18** Laboratory ID: **E808102-19**

Analyte	Result	Reporting Limit	Units	Method	Notes
Benzene	**3.4**	3.2	ug/m3	EPA TO-15	
Toluene	**56**	3.8	ug/m3	EPA TO-15	
m,p-Xylene	**12**	8.8	ug/m3	EPA TO-15	
o-Xylene	**7.6**	4.4	ug/m3	EPA TO-15	

H&P Mobile
Geochemistry Inc.

2470 Impala Drive
Carlsbad, CA 92010
760-804-9678 Phone
760-804-9159 Fax

Atlas Geo-Sampling Company	Project:	AG082918-13 Rev	
120 Nottaway Lane	Project Number:	TNB/Thomasville, GA	Reported:
Alpharetta, GA 30009	Project Manager:	Mr. Jim Fineis	11-Sep-18 08:57

Volatile Organic Compounds by EPA TO-15

H&P Mobile Geochemistry, Inc.

Analyte	Result	Reporting Limit	Units	Dilution Factor	Batch	Prepared	Analyzed	Method	Notes
SV-1 8-25-18 (E808102-01) Vapor Sampled: 25-Aug-18 Received: 29-Aug-18									
Dichlorodifluoromethane (F12)	ND	5.0	ug/m3	1	EI80704	07-Sep-18	07-Sep-18	EPA TO-15	
Chloromethane	ND	2.1	"	"	"	"	"	"	
Dichlorotetrafluoroethane (F114)	ND	7.1	"	"	"	"	"	"	
Vinyl chloride	ND	2.6	"	"	"	"	"	"	
Bromomethane	ND	16	"	"	"	"	"	"	
Chloroethane	ND	8.0	"	"	"	"	"	"	
Trichlorofluoromethane (F11)	ND	5.6	"	"	"	"	"	"	
1,1-Dichloroethene	ND	4.0	"	"	"	"	"	"	
1,1,2-Trichlorotrifluoroethane (F113)	ND	7.7	"	"	"	"	"	"	
Methylene chloride (Dichloromethane)	ND	3.5	"	"	"	"	"	"	
Carbon disulfide	ND	6.3	"	"	"	"	"	"	
trans-1,2-Dichloroethene	ND	8.0	"	"	"	"	"	"	
1,1-Dichloroethane	ND	4.1	"	"	"	"	"	"	
2-Butanone (MEK)	ND	30	"	"	"	"	"	"	
cis-1,2-Dichloroethene	ND	4.0	"	"	"	"	"	"	
Chloroform	ND	4.9	"	"	"	"	"	"	
1,1,1-Trichloroethane	ND	5.5	"	"	"	"	"	"	
1,2-Dichloroethane (EDC)	ND	4.1	"	"	"	"	"	"	
Benzene	**4.9**	3.2	"	"	"	"	"	"	
Carbon tetrachloride	ND	6.4	"	"	"	"	"	"	
Trichloroethene	ND	5.5	"	"	"	"	"	"	
1,2-Dichloropropane	ND	9.4	"	"	"	"	"	"	
Bromodichloromethane	ND	6.8	"	"	"	"	"	"	
cis-1,3-Dichloropropene	ND	4.6	"	"	"	"	"	"	
4-Methyl-2-pentanone (MIBK)	ND	8.3	"	"	"	"	"	"	
trans-1,3-Dichloropropene	ND	4.6	"	"	"	"	"	"	
Toluene	**96**	3.8	"	"	"	"	"	"	
1,1,2-Trichloroethane	ND	5.5	"	"	"	"	"	"	
2-Hexanone (MBK)	ND	8.3	"	"	"	"	"	"	
Dibromochloromethane	ND	8.6	"	"	"	"	"	"	
Tetrachloroethene	ND	6.9	"	"	"	"	"	"	
1,2-Dibromoethane (EDB)	ND	7.8	"	"	"	"	"	"	
1,1,1,2-Tetrachloroethane	ND	7.0	"	"	"	"	"	"	
Chlorobenzene	ND	4.7	"	"	"	"	"	"	
Ethylbenzene	**7.1**	4.4	"	"	"	"	"	"	
m,p-Xylene	**34**	8.8	"	"	"	"	"	"	
Styrene	ND	4.3	"	"	"	"	"	"	
o-Xylene	**15**	4.4	"	"	"	"	"	"	

H&P Mobile
Geochemistry Inc.

2470 Impala Drive
Carlsbad, CA 92010
760-804-9678 Phone
760-804-9159 Fax

Atlas Geo-Sampling Company	Project:	AG082918-13 Rev	
120 Nottaway Lane	Project Number:	TNB/Thomasville, GA	Reported:
Alpharetta, GA 30009	Project Manager:	Mr. Jim Fineis	11-Sep-18 08:57

Volatile Organic Compounds by EPA TO-15

H&P Mobile Geochemistry, Inc.

Analyte	Result	Reporting Limit	Units	Dilution Factor	Batch	Prepared	Analyzed	Method	Notes
SV-1 8-25-18 (E808102-01) Vapor Sampled: 25-Aug-18 Received: 29-Aug-18									
Bromoform	ND	10	ug/m3	1	EI80704	07-Sep-18	07-Sep-18	EPA TO-15	
1,1,2,2-Tetrachloroethane	ND	7.0	"	"	"	"	"	"	
4-Ethyltoluene	ND	5.0	"	"	"	"	"	"	
1,3,5-Trimethylbenzene	**5.9**	5.0	"	"	"	"	"	"	
1,2,4-Trimethylbenzene	**16**	5.0	"	"	"	"	"	"	
1,3-Dichlorobenzene	ND	12	"	"	"	"	"	"	
1,4-Dichlorobenzene	ND	12	"	"	"	"	"	"	
1,2-Dichlorobenzene	ND	12	"	"	"	"	"	"	
1,2,4-Trichlorobenzene	ND	38	"	"	"	"	"	"	
Hexachlorobutadiene	ND	54	"	"	"	"	"	"	
Surrogate: Toluene-d8		*110 %*		*78-125*	*"*	*"*	*"*	*"*	
Surrogate: 4-Bromofluorobenzene		*90.6 %*		*77-127*	*"*	*"*	*"*	*"*	
SV-4 8-25-18 (E808102-02) Vapor Sampled: 25-Aug-18 Received: 29-Aug-18									
Dichlorodifluoromethane (F12)	ND	5.0	ug/m3	1	EI80704	07-Sep-18	07-Sep-18	EPA TO-15	
Chloromethane	**4.4**	2.1	"	"	"	"	"	"	
Dichlorotetrafluoroethane (F114)	ND	7.1	"	"	"	"	"	"	
Vinyl chloride	ND	2.6	"	"	"	"	"	"	
Bromomethane	ND	16	"	"	"	"	"	"	
Chloroethane	ND	8.0	"	"	"	"	"	"	
Trichlorofluoromethane (F11)	ND	5.6	"	"	"	"	"	"	
1,1-Dichloroethene	ND	4.0	"	"	"	"	"	"	
1,1,2-Trichlorotrifluoroethane (F113)	ND	7.7	"	"	"	"	"	"	
Methylene chloride (Dichloromethane)	ND	3.5	"	"	"	"	"	"	
Carbon disulfide	ND	6.3	"	"	"	"	"	"	
trans-1,2-Dichloroethene	ND	8.0	"	"	"	"	"	"	
1,1-Dichloroethane	ND	4.1	"	"	"	"	"	"	
2-Butanone (MEK)	ND	30	"	"	"	"	"	"	
cis-1,2-Dichloroethene	ND	4.0	"	"	"	"	"	"	
Chloroform	ND	4.9	"	"	"	"	"	"	
1,1,1-Trichloroethane	ND	5.5	"	"	"	"	"	"	
1,2-Dichloroethane (EDC)	ND	4.1	"	"	"	"	"	"	
Benzene	**7.6**	3.2	"	"	"	"	"	"	
Carbon tetrachloride	ND	6.4	"	"	"	"	"	"	
Trichloroethene	ND	5.5	"	"	"	"	"	"	
1,2-Dichloropropane	ND	9.4	"	"	"	"	"	"	
Bromodichloromethane	ND	6.8	"	"	"	"	"	"	

H&P Mobile
Geochemistry Inc.

2470 Impala Drive
Carlsbad, CA 92010
760-804-9678 Phone
760-804-9159 Fax

Atlas Geo-Sampling Company	Project:	AG082918-13 Rev	
120 Nottaway Lane	Project Number:	TNB/Thomasville, GA	Reported:
Alpharetta, GA 30009	Project Manager:	Mr. Jim Fineis	11-Sep-18 08:57

Volatile Organic Compounds by EPA TO-15

H&P Mobile Geochemistry, Inc.

Analyte	Result	Reporting Limit	Units	Dilution Factor	Batch	Prepared	Analyzed	Method	Notes
SV-4 8-25-18 (E808102-02) Vapor Sampled: 25-Aug-18 Received: 29-Aug-18									
cis-1,3-Dichloropropene	ND	4.6	ug/m3	1	EI80704	07-Sep-18	07-Sep-18	EPA TO-15	
4-Methyl-2-pentanone (MIBK)	ND	8.3	"	"	"	"	"	"	
trans-1,3-Dichloropropene	ND	4.6	"	"	"	"	"	"	
Toluene	**130**	3.8	"	"	"	"	"	"	
1,1,2-Trichloroethane	ND	5.5	"	"	"	"	"	"	
2-Hexanone (MBK)	ND	8.3	"	"	"	"	"	"	
Dibromochloromethane	ND	8.6	"	"	"	"	"	"	
Tetrachloroethene	ND	6.9	"	"	"	"	"	"	
1,2-Dibromoethane (EDB)	ND	7.8	"	"	"	"	"	"	
1,1,1,2-Tetrachloroethane	ND	7.0	"	"	"	"	"	"	
Chlorobenzene	ND	4.7	"	"	"	"	"	"	
Ethylbenzene	**12**	4.4	"	"	"	"	"	"	
m,p-Xylene	**49**	8.8	"	"	"	"	"	"	
Styrene	ND	4.3	"	"	"	"	"	"	
o-Xylene	**19**	4.4	"	"	"	"	"	"	
Bromoform	ND	10	"	"	"	"	"	"	
1,1,2,2-Tetrachloroethane	ND	7.0	"	"	"	"	"	"	
4-Ethyltoluene	ND	5.0	"	"	"	"	"	"	
1,3,5-Trimethylbenzene	**8.8**	5.0	"	"	"	"	"	"	
1,2,4-Trimethylbenzene	**20**	5.0	"	"	"	"	"	"	
1,3-Dichlorobenzene	ND	12	"	"	"	"	"	"	
1,4-Dichlorobenzene	ND	12	"	"	"	"	"	"	
1,2-Dichlorobenzene	ND	12	"	"	"	"	"	"	
1,2,4-Trichlorobenzene	ND	38	"	"	"	"	"	"	
Hexachlorobutadiene	ND	54	"	"	"	"	"	"	
Surrogate: Toluene-d8		*110 %*	*78-125*		"	"	"	"	
Surrogate: 4-Bromofluorobenzene		*93.7 %*	*77-127*		"	"	"	"	

H&P Mobile
Geochemistry Inc.

2470 Impala Drive
Carlsbad, CA 92010
760-804-9678 Phone
760-804-9159 Fax

Atlas Geo-Sampling Company	Project:	AG082918-13 Rev	
120 Nottaway Lane	Project Number:	TNB/Thomasville, GA	Reported:
Alpharetta, GA 30009	Project Manager:	Mr. Jim Fineis	11-Sep-18 08:57

Volatile Organic Compounds by EPA TO-15

H&P Mobile Geochemistry, Inc.

Analyte	Result	Reporting Limit	Units	Dilution Factor	Batch	Prepared	Analyzed	Method	Notes
SV-3 8-26-18 (E808102-09) Vapor Sampled: 26-Aug-18 Received: 29-Aug-18									
Dichlorodifluoromethane (F12)	ND	5.0	ug/m3	1	EI80704	07-Sep-18	07-Sep-18	EPA TO-15	
Chloromethane	ND	2.1	"	"	"	"	"	"	
Dichlorotetrafluoroethane (F114)	ND	7.1	"	"	"	"	"	"	
Vinyl chloride	ND	2.6	"	"	"	"	"	"	
Bromomethane	ND	16	"	"	"	"	"	"	
Chloroethane	ND	8.0	"	"	"	"	"	"	
Trichlorofluoromethane (F11)	ND	5.6	"	"	"	"	"	"	
1,1-Dichloroethene	ND	4.0	"	"	"	"	"	"	
1,1,2-Trichlorotrifluoroethane (F113)	ND	7.7	"	"	"	"	"	"	
Methylene chloride (Dichloromethane)	ND	3.5	"	"	"	"	"	"	
Carbon disulfide	ND	6.3	"	"	"	"	"	"	
trans-1,2-Dichloroethene	ND	8.0	"	"	"	"	"	"	
1,1-Dichloroethane	ND	4.1	"	"	"	"	"	"	
2-Butanone (MEK)	ND	30	"	"	"	"	"	"	
cis-1,2-Dichloroethene	ND	4.0	"	"	"	"	"	"	
Chloroform	ND	4.9	"	"	"	"	"	"	
1,1,1-Trichloroethane	ND	5.5	"	"	"	"	"	"	
1,2-Dichloroethane (EDC)	ND	4.1	"	"	"	"	"	"	
Benzene	**13**	3.2	"	"	"	"	"	"	
Carbon tetrachloride	ND	6.4	"	"	"	"	"	"	
Trichloroethene	ND	5.5	"	"	"	"	"	"	
1,2-Dichloropropane	ND	9.4	"	"	"	"	"	"	
Bromodichloromethane	ND	6.8	"	"	"	"	"	"	
cis-1,3-Dichloropropene	ND	4.6	"	"	"	"	"	"	
4-Methyl-2-pentanone (MIBK)	ND	8.3	"	"	"	"	"	"	
trans-1,3-Dichloropropene	ND	4.6	"	"	"	"	"	"	
Toluene	**30**	3.8	"	"	"	"	"	"	
1,1,2-Trichloroethane	ND	5.5	"	"	"	"	"	"	
2-Hexanone (MBK)	ND	8.3	"	"	"	"	"	"	
Dibromochloromethane	ND	8.6	"	"	"	"	"	"	
Tetrachloroethene	**16**	6.9	"	"	"	"	"	"	
1,2-Dibromoethane (EDB)	ND	7.8	"	"	"	"	"	"	
1,1,1,2-Tetrachloroethane	ND	7.0	"	"	"	"	"	"	
Chlorobenzene	ND	4.7	"	"	"	"	"	"	
Ethylbenzene	**7.6**	4.4	"	"	"	"	"	"	
m,p-Xylene	**31**	8.8	"	"	"	"	"	"	
Styrene	ND	4.3	"	"	"	"	"	"	
o-Xylene	**11**	4.4	"	"	"	"	"	"	

H&P Mobile
Geochemistry Inc.

2470 Impala Drive
Carlsbad, CA 92010
760-804-9678 Phone
760-804-9159 Fax

Atlas Geo-Sampling Company	Project:	AG082918-13 Rev	
120 Nottaway Lane	Project Number:	TNB/Thomasville, GA	Reported:
Alpharetta, GA 30009	Project Manager:	Mr. Jim Fineis	11-Sep-18 08:57

Volatile Organic Compounds by EPA TO-15

H&P Mobile Geochemistry, Inc.

Analyte	Result	Reporting Limit	Units	Dilution Factor	Batch	Prepared	Analyzed	Method	Notes
SV-3 8-26-18 (E808102-09) Vapor Sampled: 26-Aug-18 Received: 29-Aug-18									
Bromoform	ND	10	ug/m3	1	EI80704	07-Sep-18	07-Sep-18	EPA TO-15	
1,1,2,2-Tetrachloroethane	ND	7.0	"	"	"	"	"	"	
4-Ethyltoluene	ND	5.0	"	"	"	"	"	"	
1,3,5-Trimethylbenzene	ND	5.0	"	"	"	"	"	"	
1,2,4-Trimethylbenzene	**8.0**	5.0	"	"	"	"	"	"	
1,3-Dichlorobenzene	ND	12	"	"	"	"	"	"	
1,4-Dichlorobenzene	ND	12	"	"	"	"	"	"	
1,2-Dichlorobenzene	ND	12	"	"	"	"	"	"	
1,2,4-Trichlorobenzene	ND	38	"	"	"	"	"	"	
Hexachlorobutadiene	ND	54	"	"	"	"	"	"	
Surrogate: Toluene-d8		*110 %*		*78-125*	"	"	"	"	
Surrogate: 4-Bromofluorobenzene		*90.6 %*		*77-127*	"	"	"	"	
SV-13 8-26-18 (E808102-10) Vapor Sampled: 26-Aug-18 Received: 29-Aug-18									
Dichlorodifluoromethane (F12)	ND	5.0	ug/m3	1	EI80704	07-Sep-18	07-Sep-18	EPA TO-15	
Chloromethane	ND	2.1	"	"	"	"	"	"	
Dichlorotetrafluoroethane (F114)	ND	7.1	"	"	"	"	"	"	
Vinyl chloride	ND	2.6	"	"	"	"	"	"	
Bromomethane	ND	16	"	"	"	"	"	"	
Chloroethane	ND	8.0	"	"	"	"	"	"	
Trichlorofluoromethane (F11)	ND	5.6	"	"	"	"	"	"	
1,1-Dichloroethene	ND	4.0	"	"	"	"	"	"	
1,1,2-Trichlorotrifluoroethane (F113)	ND	7.7	"	"	"	"	"	"	
Methylene chloride (Dichloromethane)	ND	3.5	"	"	"	"	"	"	
Carbon disulfide	ND	6.3	"	"	"	"	"	"	
trans-1,2-Dichloroethene	ND	8.0	"	"	"	"	"	"	
1,1-Dichloroethane	ND	4.1	"	"	"	"	"	"	
2-Butanone (MEK)	ND	30	"	"	"	"	"	"	
cis-1,2-Dichloroethene	ND	4.0	"	"	"	"	"	"	
Chloroform	ND	4.9	"	"	"	"	"	"	
1,1,1-Trichloroethane	ND	5.5	"	"	"	"	"	"	
1,2-Dichloroethane (EDC)	ND	4.1	"	"	"	"	"	"	
Benzene	**7.8**	3.2	"	"	"	"	"	"	
Carbon tetrachloride	ND	6.4	"	"	"	"	"	"	
Trichloroethene	ND	5.5	"	"	"	"	"	"	
1,2-Dichloropropane	ND	9.4	"	"	"	"	"	"	
Bromodichloromethane	ND	6.8	"	"	"	"	"	"	

H&P Mobile
Geochemistry Inc.

2470 Impala Drive
Carlsbad, CA 92010
760-804-9678 Phone
760-804-9159 Fax

Atlas Geo-Sampling Company	Project:	AG082918-13 Rev	
120 Nottaway Lane	Project Number:	TNB/Thomasville, GA	Reported:
Alpharetta, GA 30009	Project Manager:	Mr. Jim Fineis	11-Sep-18 08:57

Volatile Organic Compounds by EPA TO-15

H&P Mobile Geochemistry, Inc.

Analyte	Result	Reporting Limit	Units	Dilution Factor	Batch	Prepared	Analyzed	Method	Notes
SV-13 8-26-18 (E808102-10) Vapor Sampled: 26-Aug-18 Received: 29-Aug-18									
cis-1,3-Dichloropropene	ND	4.6	ug/m3	1	EI80704	07-Sep-18	07-Sep-18	EPA TO-15	
4-Methyl-2-pentanone (MIBK)	ND	8.3	"	"	"	"	"	"	
trans-1,3-Dichloropropene	ND	4.6	"	"	"	"	"	"	
Toluene	**51**	3.8	"	"	"	"	"	"	
1,1,2-Trichloroethane	ND	5.5	"	"	"	"	"	"	
2-Hexanone (MBK)	ND	8.3	"	"	"	"	"	"	
Dibromochloromethane	ND	8.6	"	"	"	"	"	"	
Tetrachloroethene	**14**	6.9	"	"	"	"	"	"	
1,2-Dibromoethane (EDB)	ND	7.8	"	"	"	"	"	"	
1,1,1,2-Tetrachloroethane	ND	7.0	"	"	"	"	"	"	
Chlorobenzene	ND	4.7	"	"	"	"	"	"	
Ethylbenzene	**4.4**	4.4	"	"	"	"	"	"	
m,p-Xylene	**19**	8.8	"	"	"	"	"	"	
Styrene	ND	4.3	"	"	"	"	"	"	
o-Xylene	**8.0**	4.4	"	"	"	"	"	"	
Bromoform	ND	10	"	"	"	"	"	"	
1,1,2,2-Tetrachloroethane	ND	7.0	"	"	"	"	"	"	
4-Ethyltoluene	ND	5.0	"	"	"	"	"	"	
1,3,5-Trimethylbenzene	ND	5.0	"	"	"	"	"	"	
1,2,4-Trimethylbenzene	**7.2**	5.0	"	"	"	"	"	"	
1,3-Dichlorobenzene	ND	12	"	"	"	"	"	"	
1,4-Dichlorobenzene	ND	12	"	"	"	"	"	"	
1,2-Dichlorobenzene	ND	12	"	"	"	"	"	"	
1,2,4-Trichlorobenzene	ND	38	"	"	"	"	"	"	
Hexachlorobutadiene	ND	54	"	"	"	"	"	"	
Surrogate: Toluene-d8		*112 %*	*78-125*		*"*	*"*	*"*	*"*	
Surrogate: 4-Bromofluorobenzene		*91.7 %*	*77-127*		*"*	*"*	*"*	*"*	

H&P Mobile
Geochemistry Inc.

2470 Impala Drive
Carlsbad, CA 92010
760-804-9678 Phone
760-804-9159 Fax

Atlas Geo-Sampling Company	Project:	AG082918-13 Rev	
120 Nottaway Lane	Project Number:	TNB/Thomasville, GA	Reported:
Alpharetta, GA 30009	Project Manager:	Mr. Jim Fineis	11-Sep-18 08:57

Volatile Organic Compounds by EPA TO-15

H&P Mobile Geochemistry, Inc.

Analyte	Result	Reporting Limit	Units	Dilution Factor	Batch	Prepared	Analyzed	Method	Notes
SV-12 8-25-18 (E808102-11) Vapor Sampled: 25-Aug-18 Received: 29-Aug-18									
Dichlorodifluoromethane (F12)	ND	25	ug/m3	5	EI80704	07-Sep-18	07-Sep-18	EPA TO-15	
Chloromethane	ND	10	"	"	"	"	"	"	
Dichlorotetrafluoroethane (F114)	ND	35	"	"	"	"	"	"	
Vinyl chloride	ND	13	"	"	"	"	"	"	
Bromomethane	ND	79	"	"	"	"	"	"	
Chloroethane	ND	40	"	"	"	"	"	"	
Trichlorofluoromethane (F11)	ND	28	"	"	"	"	"	"	
1,1-Dichloroethene	ND	20	"	"	"	"	"	"	
1,1,2-Trichlorotrifluoroethane (F113)	ND	39	"	"	"	"	"	"	
Methylene chloride (Dichloromethane)	ND	18	"	"	"	"	"	"	
Carbon disulfide	ND	32	"	"	"	"	"	"	
trans-1,2-Dichloroethene	ND	40	"	"	"	"	"	"	
1,1-Dichloroethane	ND	21	"	"	"	"	"	"	
2-Butanone (MEK)	ND	150	"	"	"	"	"	"	
cis-1,2-Dichloroethene	ND	20	"	"	"	"	"	"	
Chloroform	ND	25	"	"	"	"	"	"	
1,1,1-Trichloroethane	ND	28	"	"	"	"	"	"	
1,2-Dichloroethane (EDC)	ND	21	"	"	"	"	"	"	
Benzene	ND	16	"	"	"	"	"	"	
Carbon tetrachloride	ND	32	"	"	"	"	"	"	
Trichloroethene	ND	27	"	"	"	"	"	"	
1,2-Dichloropropane	ND	47	"	"	"	"	"	"	
Bromodichloromethane	ND	34	"	"	"	"	"	"	
cis-1,3-Dichloropropene	ND	23	"	"	"	"	"	"	
4-Methyl-2-pentanone (MIBK)	ND	41	"	"	"	"	"	"	
trans-1,3-Dichloropropene	ND	23	"	"	"	"	"	"	
Toluene	**52**	19	"	"	"	"	"	"	
1,1,2-Trichloroethane	ND	28	"	"	"	"	"	"	
2-Hexanone (MBK)	ND	41	"	"	"	"	"	"	
Dibromochloromethane	ND	43	"	"	"	"	"	"	
Tetrachloroethene	**4600**	34	"	"	"	"	"	"	
1,2-Dibromoethane (EDB)	ND	39	"	"	"	"	"	"	
1,1,1,2-Tetrachloroethane	ND	35	"	"	"	"	"	"	
Chlorobenzene	ND	23	"	"	"	"	"	"	
Ethylbenzene	ND	22	"	"	"	"	"	"	
m,p-Xylene	ND	44	"	"	"	"	"	"	
Styrene	ND	22	"	"	"	"	"	"	
o-Xylene	ND	22	"	"	"	"	"	"	

H&P Mobile
Geochemistry Inc.

2470 Impala Drive
Carlsbad, CA 92010
760-804-9678 Phone
760-804-9159 Fax

Atlas Geo-Sampling Company	Project:	AG082918-13 Rev	
120 Nottaway Lane	Project Number:	TNB/Thomasville, GA	Reported:
Alpharetta, GA 30009	Project Manager:	Mr. Jim Fineis	11-Sep-18 08:57

Volatile Organic Compounds by EPA TO-15

H&P Mobile Geochemistry, Inc.

Analyte	Result	Reporting Limit	Units	Dilution Factor	Batch	Prepared	Analyzed	Method	Notes
SV-12 8-25-18 (E808102-11) Vapor Sampled: 25-Aug-18 Received: 29-Aug-18									
Bromoform	ND	52	ug/m3	5	EI80704	07-Sep-18	07-Sep-18	EPA TO-15	
1,1,2,2-Tetrachloroethane	ND	35	"	"	"	"	"	"	
4-Ethyltoluene	ND	25	"	"	"	"	"	"	
1,3,5-Trimethylbenzene	ND	25	"	"	"	"	"	"	
1,2,4-Trimethylbenzene	ND	25	"	"	"	"	"	"	
1,3-Dichlorobenzene	ND	61	"	"	"	"	"	"	
1,4-Dichlorobenzene	ND	61	"	"	"	"	"	"	
1,2-Dichlorobenzene	ND	61	"	"	"	"	"	"	
1,2,4-Trichlorobenzene	ND	190	"	"	"	"	"	"	
Hexachlorobutadiene	ND	270	"	"	"	"	"	"	
Surrogate: Toluene-d8		*112 %*		*78-125*	*"*	*"*	*"*	*"*	
Surrogate: 4-Bromofluorobenzene		*88.6 %*		*77-127*	*"*	*"*	*"*	*"*	
SV-8 8-25-18 (E808102-12) Vapor Sampled: 25-Aug-18 Received: 29-Aug-18									
Dichlorodifluoromethane (F12)	ND	5.0	ug/m3	1	EI80704	07-Sep-18	07-Sep-18	EPA TO-15	
Chloromethane	ND	2.1	"	"	"	"	"	"	
Dichlorotetrafluoroethane (F114)	ND	7.1	"	"	"	"	"	"	
Vinyl chloride	**3.1**	2.6	"	"	"	"	"	"	
Bromomethane	ND	16	"	"	"	"	"	"	
Chloroethane	ND	8.0	"	"	"	"	"	"	
Trichlorofluoromethane (F11)	ND	5.6	"	"	"	"	"	"	
1,1-Dichloroethene	ND	4.0	"	"	"	"	"	"	
1,1,2-Trichlorotrifluoroethane (F113)	ND	7.7	"	"	"	"	"	"	
Methylene chloride (Dichloromethane)	ND	3.5	"	"	"	"	"	"	
Carbon disulfide	**12**	6.3	"	"	"	"	"	"	
trans-1,2-Dichloroethene	ND	8.0	"	"	"	"	"	"	
1,1-Dichloroethane	ND	4.1	"	"	"	"	"	"	
2-Butanone (MEK)	**58**	30	"	"	"	"	"	"	
cis-1,2-Dichloroethene	**9.6**	4.0	"	"	"	"	"	"	
Chloroform	ND	4.9	"	"	"	"	"	"	
1,1,1-Trichloroethane	ND	5.5	"	"	"	"	"	"	
1,2-Dichloroethane (EDC)	ND	4.1	"	"	"	"	"	"	
Benzene	**41**	3.2	"	"	"	"	"	"	
Carbon tetrachloride	ND	6.4	"	"	"	"	"	"	
Trichloroethene	**8.3**	5.5	"	"	"	"	"	"	
1,2-Dichloropropane	ND	9.4	"	"	"	"	"	"	
Bromodichloromethane	ND	6.8	"	"	"	"	"	"	

H&P Mobile
Geochemistry Inc.

2470 Impala Drive
Carlsbad, CA 92010
760-804-9678 Phone
760-804-9159 Fax

Atlas Geo-Sampling Company	Project:	AG082918-13 Rev	
120 Nottaway Lane	Project Number:	TNB/Thomasville, GA	Reported:
Alpharetta, GA 30009	Project Manager:	Mr. Jim Fineis	11-Sep-18 08:57

Volatile Organic Compounds by EPA TO-15

H&P Mobile Geochemistry, Inc.

Analyte	Result	Reporting Limit	Units	Dilution Factor	Batch	Prepared	Analyzed	Method	Notes
SV-8 8-25-18 (E808102-12) Vapor Sampled: 25-Aug-18 Received: 29-Aug-18									
cis-1,3-Dichloropropene	ND	4.6	ug/m3	1	EI80704	07-Sep-18	07-Sep-18	EPA TO-15	
4-Methyl-2-pentanone (MIBK)	**12**	8.3	"	"	"	"	"	"	
trans-1,3-Dichloropropene	ND	4.6	"	"	"	"	"	"	
Toluene	**110**	3.8	"	"	"	"	"	"	
1,1,2-Trichloroethane	ND	5.5	"	"	"	"	"	"	
2-Hexanone (MBK)	**16**	8.3	"	"	"	"	"	"	
Dibromochloromethane	ND	8.6	"	"	"	"	"	"	
Tetrachloroethene	**8.4**	6.9	"	"	"	"	"	"	
1,2-Dibromoethane (EDB)	ND	7.8	"	"	"	"	"	"	
1,1,1,2-Tetrachloroethane	ND	7.0	"	"	"	"	"	"	
Chlorobenzene	ND	4.7	"	"	"	"	"	"	
Ethylbenzene	**18**	4.4	"	"	"	"	"	"	
m,p-Xylene	**70**	8.8	"	"	"	"	"	"	
Styrene	ND	4.3	"	"	"	"	"	"	
o-Xylene	**35**	4.4	"	"	"	"	"	"	
Bromoform	ND	10	"	"	"	"	"	"	
1,1,2,2-Tetrachloroethane	ND	7.0	"	"	"	"	"	"	
4-Ethyltoluene	**9.2**	5.0	"	"	"	"	"	"	
1,3,5-Trimethylbenzene	**9.8**	5.0	"	"	"	"	"	"	
1,2,4-Trimethylbenzene	**33**	5.0	"	"	"	"	"	"	
1,3-Dichlorobenzene	ND	12	"	"	"	"	"	"	
1,4-Dichlorobenzene	ND	12	"	"	"	"	"	"	
1,2-Dichlorobenzene	ND	12	"	"	"	"	"	"	
1,2,4-Trichlorobenzene	ND	38	"	"	"	"	"	"	
Hexachlorobutadiene	ND	54	"	"	"	"	"	"	
Surrogate: Toluene-d8		*110 %*	*78-125*		"	"	"	"	
Surrogate: 4-Bromofluorobenzene		*91.7 %*	*77-127*		"	"	"	"	

H&P Mobile
Geochemistry Inc.

2470 Impala Drive
Carlsbad, CA 92010
760-804-9678 Phone
760-804-9159 Fax

Atlas Geo-Sampling Company	Project:	AG082918-13 Rev	
120 Nottaway Lane	Project Number:	TNB/Thomasville, GA	Reported:
Alpharetta, GA 30009	Project Manager:	Mr. Jim Fineis	11-Sep-18 08:57

Volatile Organic Compounds by EPA TO-15

H&P Mobile Geochemistry, Inc.

Analyte	Result	Reporting Limit	Units	Dilution Factor	Batch	Prepared	Analyzed	Method	Notes
SV-11 8-25-18 (E808102-13) Vapor Sampled: 25-Aug-18 Received: 29-Aug-18									
Dichlorodifluoromethane (F12)	ND	5.0	ug/m3	1	EI80704	07-Sep-18	07-Sep-18	EPA TO-15	
Chloromethane	ND	2.1	"	"	"	"	"	"	
Dichlorotetrafluoroethane (F114)	ND	7.1	"	"	"	"	"	"	
Vinyl chloride	ND	2.6	"	"	"	"	"	"	
Bromomethane	ND	16	"	"	"	"	"	"	
Chloroethane	ND	8.0	"	"	"	"	"	"	
Trichlorofluoromethane (F11)	ND	5.6	"	"	"	"	"	"	
1,1-Dichloroethene	ND	4.0	"	"	"	"	"	"	
1,1,2-Trichlorotrifluoroethane (F113)	ND	7.7	"	"	"	"	"	"	
Methylene chloride (Dichloromethane)	ND	3.5	"	"	"	"	"	"	
Carbon disulfide	ND	6.3	"	"	"	"	"	"	
trans-1,2-Dichloroethene	ND	8.0	"	"	"	"	"	"	
1,1-Dichloroethane	ND	4.1	"	"	"	"	"	"	
2-Butanone (MEK)	ND	30	"	"	"	"	"	"	
cis-1,2-Dichloroethene	ND	4.0	"	"	"	"	"	"	
Chloroform	ND	4.9	"	"	"	"	"	"	
1,1,1-Trichloroethane	**5.9**	5.5	"	"	"	"	"	"	
1,2-Dichloroethane (EDC)	ND	4.1	"	"	"	"	"	"	
Benzene	**5.5**	3.2	"	"	"	"	"	"	
Carbon tetrachloride	ND	6.4	"	"	"	"	"	"	
Trichloroethene	ND	5.5	"	"	"	"	"	"	
1,2-Dichloropropane	ND	9.4	"	"	"	"	"	"	
Bromodichloromethane	ND	6.8	"	"	"	"	"	"	
cis-1,3-Dichloropropene	ND	4.6	"	"	"	"	"	"	
4-Methyl-2-pentanone (MIBK)	ND	8.3	"	"	"	"	"	"	
trans-1,3-Dichloropropene	ND	4.6	"	"	"	"	"	"	
Toluene	**72**	3.8	"	"	"	"	"	"	
1,1,2-Trichloroethane	ND	5.5	"	"	"	"	"	"	
2-Hexanone (MBK)	ND	8.3	"	"	"	"	"	"	
Dibromochloromethane	ND	8.6	"	"	"	"	"	"	
Tetrachloroethene	**73**	6.9	"	"	"	"	"	"	
1,2-Dibromoethane (EDB)	ND	7.8	"	"	"	"	"	"	
1,1,1,2-Tetrachloroethane	ND	7.0	"	"	"	"	"	"	
Chlorobenzene	ND	4.7	"	"	"	"	"	"	
Ethylbenzene	**5.8**	4.4	"	"	"	"	"	"	
m,p-Xylene	**24**	8.8	"	"	"	"	"	"	
Styrene	ND	4.3	"	"	"	"	"	"	
o-Xylene	**10**	4.4	"	"	"	"	"	"	

H&P Mobile
Geochemistry Inc.

2470 Impala Drive
Carlsbad, CA 92010
760-804-9678 Phone
760-804-9159 Fax

Atlas Geo-Sampling Company	Project:	AG082918-13 Rev	
120 Nottaway Lane	Project Number:	TNB/Thomasville, GA	Reported:
Alpharetta, GA 30009	Project Manager:	Mr. Jim Fineis	11-Sep-18 08:57

Volatile Organic Compounds by EPA TO-15

H&P Mobile Geochemistry, Inc.

Analyte	Result	Reporting Limit	Units	Dilution Factor	Batch	Prepared	Analyzed	Method	Notes
SV-11 8-25-18 (E808102-13) Vapor Sampled: 25-Aug-18 Received: 29-Aug-18									
Bromoform	ND	10	ug/m3	1	EI80704	07-Sep-18	07-Sep-18	EPA TO-15	
1,1,2,2-Tetrachloroethane	ND	7.0	"	"	"	"	"	"	
4-Ethyltoluene	ND	5.0	"	"	"	"	"	"	
1,3,5-Trimethylbenzene	ND	5.0	"	"	"	"	"	"	
1,2,4-Trimethylbenzene	**11**	5.0	"	"	"	"	"	"	
1,3-Dichlorobenzene	ND	12	"	"	"	"	"	"	
1,4-Dichlorobenzene	ND	12	"	"	"	"	"	"	
1,2-Dichlorobenzene	ND	12	"	"	"	"	"	"	
1,2,4-Trichlorobenzene	ND	38	"	"	"	"	"	"	
Hexachlorobutadiene	ND	54	"	"	"	"	"	"	
Surrogate: Toluene-d8		*112 %*		*78-125*	"	"	"	"	
Surrogate: 4-Bromofluorobenzene		*91.1 %*		*77-127*	"	"	"	"	
SV-9 8-25-18 (E808102-14) Vapor Sampled: 25-Aug-18 Received: 29-Aug-18									
Dichlorodifluoromethane (F12)	ND	5.0	ug/m3	1	EI80704	07-Sep-18	07-Sep-18	EPA TO-15	
Chloromethane	ND	2.1	"	"	"	"	"	"	
Dichlorotetrafluoroethane (F114)	ND	7.1	"	"	"	"	"	"	
Vinyl chloride	ND	2.6	"	"	"	"	"	"	
Bromomethane	ND	16	"	"	"	"	"	"	
Chloroethane	ND	8.0	"	"	"	"	"	"	
Trichlorofluoromethane (F11)	ND	5.6	"	"	"	"	"	"	
1,1-Dichloroethene	ND	4.0	"	"	"	"	"	"	
1,1,2-Trichlorotrifluoroethane (F113)	ND	7.7	"	"	"	"	"	"	
Methylene chloride (Dichloromethane)	ND	3.5	"	"	"	"	"	"	
Carbon disulfide	**7.3**	6.3	"	"	"	"	"	"	
trans-1,2-Dichloroethene	ND	8.0	"	"	"	"	"	"	
1,1-Dichloroethane	ND	4.1	"	"	"	"	"	"	
2-Butanone (MEK)	ND	30	"	"	"	"	"	"	
cis-1,2-Dichloroethene	ND	4.0	"	"	"	"	"	"	
Chloroform	**9.4**	4.9	"	"	"	"	"	"	
1,1,1-Trichloroethane	ND	5.5	"	"	"	"	"	"	
1,2-Dichloroethane (EDC)	ND	4.1	"	"	"	"	"	"	
Benzene	**7.8**	3.2	"	"	"	"	"	"	
Carbon tetrachloride	ND	6.4	"	"	"	"	"	"	
Trichloroethene	ND	5.5	"	"	"	"	"	"	
1,2-Dichloropropane	ND	9.4	"	"	"	"	"	"	
Bromodichloromethane	ND	6.8	"	"	"	"	"	"	

H&P Mobile
Geochemistry Inc.

2470 Impala Drive
Carlsbad, CA 92010
760-804-9678 Phone
760-804-9159 Fax

Atlas Geo-Sampling Company	Project:	AG082918-13 Rev	
120 Nottaway Lane	Project Number:	TNB/Thomasville, GA	Reported:
Alpharetta, GA 30009	Project Manager:	Mr. Jim Fineis	11-Sep-18 08:57

Volatile Organic Compounds by EPA TO-15

H&P Mobile Geochemistry, Inc.

Analyte	Result	Reporting Limit	Units	Dilution Factor	Batch	Prepared	Analyzed	Method	Notes
SV-9 8-25-18 (E808102-14) Vapor Sampled: 25-Aug-18 Received: 29-Aug-18									
cis-1,3-Dichloropropene	ND	4.6	ug/m3	1	EI80704	07-Sep-18	07-Sep-18	EPA TO-15	
4-Methyl-2-pentanone (MIBK)	**78**	8.3	"	"	"	"	"	"	
trans-1,3-Dichloropropene	ND	4.6	"	"	"	"	"	"	
Toluene	**56**	3.8	"	"	"	"	"	"	
1,1,2-Trichloroethane	ND	5.5	"	"	"	"	"	"	
2-Hexanone (MBK)	ND	8.3	"	"	"	"	"	"	
Dibromochloromethane	ND	8.6	"	"	"	"	"	"	
Tetrachloroethene	**110**	6.9	"	"	"	"	"	"	
1,2-Dibromoethane (EDB)	ND	7.8	"	"	"	"	"	"	
1,1,1,2-Tetrachloroethane	ND	7.0	"	"	"	"	"	"	
Chlorobenzene	ND	4.7	"	"	"	"	"	"	
Ethylbenzene	**6.0**	4.4	"	"	"	"	"	"	
m,p-Xylene	**26**	8.8	"	"	"	"	"	"	
Styrene	ND	4.3	"	"	"	"	"	"	
o-Xylene	**13**	4.4	"	"	"	"	"	"	
Bromoform	ND	10	"	"	"	"	"	"	
1,1,2,2-Tetrachloroethane	ND	7.0	"	"	"	"	"	"	
4-Ethyltoluene	ND	5.0	"	"	"	"	"	"	
1,3,5-Trimethylbenzene	**5.5**	5.0	"	"	"	"	"	"	
1,2,4-Trimethylbenzene	**13**	5.0	"	"	"	"	"	"	
1,3-Dichlorobenzene	ND	12	"	"	"	"	"	"	
1,4-Dichlorobenzene	ND	12	"	"	"	"	"	"	
1,2-Dichlorobenzene	ND	12	"	"	"	"	"	"	
1,2,4-Trichlorobenzene	ND	38	"	"	"	"	"	"	
Hexachlorobutadiene	ND	54	"	"	"	"	"	"	
Surrogate: Toluene-d8		*110 %*	*78-125*		"	"	"	"	
Surrogate: 4-Bromofluorobenzene		*92.5 %*	*77-127*		"	"	"	"	

H&P Mobile
Geochemistry Inc.

2470 Impala Drive
Carlsbad, CA 92010
760-804-9678 Phone
760-804-9159 Fax

Atlas Geo-Sampling Company	Project:	AG082918-13 Rev	
120 Nottaway Lane	Project Number:	TNB/Thomasville, GA	Reported:
Alpharetta, GA 30009	Project Manager:	Mr. Jim Fineis	11-Sep-18 08:57

Volatile Organic Compounds by EPA TO-15

H&P Mobile Geochemistry, Inc.

Analyte	Result	Reporting Limit	Units	Dilution Factor	Batch	Prepared	Analyzed	Method	Notes
SV-10 8-25-18 (E808102-15) Vapor Sampled: 25-Aug-18 Received: 29-Aug-18									
Dichlorodifluoromethane (F12)	ND	5.0	ug/m3	1	EI80704	07-Sep-18	07-Sep-18	EPA TO-15	
Chloromethane	ND	2.1	"	"	"	"	"	"	
Dichlorotetrafluoroethane (F114)	ND	7.1	"	"	"	"	"	"	
Vinyl chloride	ND	2.6	"	"	"	"	"	"	
Bromomethane	ND	16	"	"	"	"	"	"	
Chloroethane	ND	8.0	"	"	"	"	"	"	
Trichlorofluoromethane (F11)	ND	5.6	"	"	"	"	"	"	
1,1-Dichloroethene	ND	4.0	"	"	"	"	"	"	
1,1,2-Trichlorotrifluoroethane (F113)	ND	7.7	"	"	"	"	"	"	
Methylene chloride (Dichloromethane)	ND	3.5	"	"	"	"	"	"	
Carbon disulfide	ND	6.3	"	"	"	"	"	"	
trans-1,2-Dichloroethene	ND	8.0	"	"	"	"	"	"	
1,1-Dichloroethane	ND	4.1	"	"	"	"	"	"	
2-Butanone (MEK)	ND	30	"	"	"	"	"	"	
cis-1,2-Dichloroethene	ND	4.0	"	"	"	"	"	"	
Chloroform	**14**	4.9	"	"	"	"	"	"	
1,1,1-Trichloroethane	ND	5.5	"	"	"	"	"	"	
1,2-Dichloroethane (EDC)	ND	4.1	"	"	"	"	"	"	
Benzene	**7.5**	3.2	"	"	"	"	"	"	
Carbon tetrachloride	ND	6.4	"	"	"	"	"	"	
Trichloroethene	ND	5.5	"	"	"	"	"	"	
1,2-Dichloropropane	ND	9.4	"	"	"	"	"	"	
Bromodichloromethane	ND	6.8	"	"	"	"	"	"	
cis-1,3-Dichloropropene	ND	4.6	"	"	"	"	"	"	
4-Methyl-2-pentanone (MIBK)	**46**	8.3	"	"	"	"	"	"	
trans-1,3-Dichloropropene	ND	4.6	"	"	"	"	"	"	
Toluene	**49**	3.8	"	"	"	"	"	"	
1,1,2-Trichloroethane	ND	5.5	"	"	"	"	"	"	
2-Hexanone (MBK)	**12**	8.3	"	"	"	"	"	"	
Dibromochloromethane	ND	8.6	"	"	"	"	"	"	
Tetrachloroethene	ND	6.9	"	"	"	"	"	"	
1,2-Dibromoethane (EDB)	ND	7.8	"	"	"	"	"	"	
1,1,1,2-Tetrachloroethane	ND	7.0	"	"	"	"	"	"	
Chlorobenzene	ND	4.7	"	"	"	"	"	"	
Ethylbenzene	**8.3**	4.4	"	"	"	"	"	"	
m,p-Xylene	**39**	8.8	"	"	"	"	"	"	
Styrene	ND	4.3	"	"	"	"	"	"	
o-Xylene	**20**	4.4	"	"	"	"	"	"	

H&P Mobile
Geochemistry Inc.

2470 Impala Drive
Carlsbad, CA 92010
760-804-9678 Phone
760-804-9159 Fax

Atlas Geo-Sampling Company	Project:	AG082918-13 Rev	
120 Nottaway Lane	Project Number:	TNB/Thomasville, GA	Reported:
Alpharetta, GA 30009	Project Manager:	Mr. Jim Fineis	11-Sep-18 08:57

Volatile Organic Compounds by EPA TO-15

H&P Mobile Geochemistry, Inc.

Analyte	Result	Reporting Limit	Units	Dilution Factor	Batch	Prepared	Analyzed	Method	Notes
SV-10 8-25-18 (E808102-15) Vapor Sampled: 25-Aug-18 Received: 29-Aug-18									
Bromoform	ND	10	ug/m3	1	EI80704	07-Sep-18	07-Sep-18	EPA TO-15	
1,1,2,2-Tetrachloroethane	ND	7.0	"	"	"	"	"	"	
4-Ethyltoluene	ND	5.0	"	"	"	"	"	"	
1,3,5-Trimethylbenzene	**6.8**	5.0	"	"	"	"	"	"	
1,2,4-Trimethylbenzene	**16**	5.0	"	"	"	"	"	"	
1,3-Dichlorobenzene	ND	12	"	"	"	"	"	"	
1,4-Dichlorobenzene	ND	12	"	"	"	"	"	"	
1,2-Dichlorobenzene	ND	12	"	"	"	"	"	"	
1,2,4-Trichlorobenzene	ND	38	"	"	"	"	"	"	
Hexachlorobutadiene	ND	54	"	"	"	"	"	"	
Surrogate: Toluene-d8		*111 %*		*78-125*		*"*	*"*	*"*	
Surrogate: 4-Bromofluorobenzene		*90.8 %*		*77-127*		*"*	*"*	*"*	
SV-5 8-25-18 (E808102-16) Vapor Sampled: 25-Aug-18 Received: 29-Aug-18									
Dichlorodifluoromethane (F12)	ND	5.0	ug/m3	1	EI80704	07-Sep-18	07-Sep-18	EPA TO-15	
Chloromethane	ND	2.1	"	"	"	"	"	"	
Dichlorotetrafluoroethane (F114)	ND	7.1	"	"	"	"	"	"	
Vinyl chloride	ND	2.6	"	"	"	"	"	"	
Bromomethane	ND	16	"	"	"	"	"	"	
Chloroethane	ND	8.0	"	"	"	"	"	"	
Trichlorofluoromethane (F11)	ND	5.6	"	"	"	"	"	"	
1,1-Dichloroethene	ND	4.0	"	"	"	"	"	"	
1,1,2-Trichlorotrifluoroethane (F113)	ND	7.7	"	"	"	"	"	"	
Methylene chloride (Dichloromethane)	ND	3.5	"	"	"	"	"	"	
Carbon disulfide	ND	6.3	"	"	"	"	"	"	
trans-1,2-Dichloroethene	ND	8.0	"	"	"	"	"	"	
1,1-Dichloroethane	ND	4.1	"	"	"	"	"	"	
2-Butanone (MEK)	ND	30	"	"	"	"	"	"	
cis-1,2-Dichloroethene	ND	4.0	"	"	"	"	"	"	
Chloroform	ND	4.9	"	"	"	"	"	"	
1,1,1-Trichloroethane	ND	5.5	"	"	"	"	"	"	
1,2-Dichloroethane (EDC)	ND	4.1	"	"	"	"	"	"	
Benzene	**13**	3.2	"	"	"	"	"	"	
Carbon tetrachloride	ND	6.4	"	"	"	"	"	"	
Trichloroethene	ND	5.5	"	"	"	"	"	"	
1,2-Dichloropropane	ND	9.4	"	"	"	"	"	"	
Bromodichloromethane	ND	6.8	"	"	"	"	"	"	

H&P Mobile
Geochemistry Inc.

2470 Impala Drive
Carlsbad, CA 92010
760-804-9678 Phone
760-804-9159 Fax

Atlas Geo-Sampling Company	Project: AG082918-13 Rev	
120 Nottaway Lane	Project Number: TNB/Thomasville, GA	Reported:
Alpharetta, GA 30009	Project Manager: Mr. Jim Fineis	11-Sep-18 08:57

Volatile Organic Compounds by EPA TO-15

H&P Mobile Geochemistry, Inc.

Analyte	Result	Reporting Limit	Units	Dilution Factor	Batch	Prepared	Analyzed	Method	Notes
SV-5 8-25-18 (E808102-16) Vapor Sampled: 25-Aug-18 Received: 29-Aug-18									
cis-1,3-Dichloropropene	ND	4.6	ug/m3	1	EI80704	07-Sep-18	07-Sep-18	EPA TO-15	
4-Methyl-2-pentanone (MIBK)	**9.2**	8.3	"	"	"	"	"	"	
trans-1,3-Dichloropropene	ND	4.6	"	"	"	"	"	"	
Toluene	**140**	3.8	"	"	"	"	"	"	
1,1,2-Trichloroethane	ND	5.5	"	"	"	"	"	"	
2-Hexanone (MBK)	ND	8.3	"	"	"	"	"	"	
Dibromochloromethane	ND	8.6	"	"	"	"	"	"	
Tetrachloroethene	ND	6.9	"	"	"	"	"	"	
1,2-Dibromoethane (EDB)	ND	7.8	"	"	"	"	"	"	
1,1,1,2-Tetrachloroethane	ND	7.0	"	"	"	"	"	"	
Chlorobenzene	ND	4.7	"	"	"	"	"	"	
Ethylbenzene	**23**	4.4	"	"	"	"	"	"	
m,p-Xylene	**85**	8.8	"	"	"	"	"	"	
Styrene	ND	4.3	"	"	"	"	"	"	
o-Xylene	**35**	4.4	"	"	"	"	"	"	
Bromoform	ND	10	"	"	"	"	"	"	
1,1,2,2-Tetrachloroethane	ND	7.0	"	"	"	"	"	"	
4-Ethyltoluene	**7.9**	5.0	"	"	"	"	"	"	
1,3,5-Trimethylbenzene	**18**	5.0	"	"	"	"	"	"	
1,2,4-Trimethylbenzene	**33**	5.0	"	"	"	"	"	"	
1,3-Dichlorobenzene	ND	12	"	"	"	"	"	"	
1,4-Dichlorobenzene	ND	12	"	"	"	"	"	"	
1,2-Dichlorobenzene	ND	12	"	"	"	"	"	"	
1,2,4-Trichlorobenzene	ND	38	"	"	"	"	"	"	
Hexachlorobutadiene	ND	54	"	"	"	"	"	"	
Surrogate: Toluene-d8		*111 %*	*78-125*		"	"	"	"	
Surrogate: 4-Bromofluorobenzene		*89.7 %*	*77-127*		"	"	"	"	

H&P Mobile
Geochemistry Inc.

2470 Impala Drive
Carlsbad, CA 92010
760-804-9678 Phone
760-804-9159 Fax

Atlas Geo-Sampling Company	Project:	AG082918-13 Rev	
120 Nottaway Lane	Project Number:	TNB/Thomasville, GA	Reported:
Alpharetta, GA 30009	Project Manager:	Mr. Jim Fineis	11-Sep-18 08:57

Volatile Organic Compounds by EPA TO-15

H&P Mobile Geochemistry, Inc.

Analyte	Result	Reporting Limit	Units	Dilution Factor	Batch	Prepared	Analyzed	Method	Notes
SV-6 8-25-18 (E808102-17) Vapor Sampled: 25-Aug-18 Received: 29-Aug-18									
Dichlorodifluoromethane (F12)	ND	10	ug/m3	2	EI80704	07-Sep-18	07-Sep-18	EPA TO-15	
Chloromethane	ND	4.1	"	"	"	"	"	"	
Dichlorotetrafluoroethane (F114)	ND	14	"	"	"	"	"	"	
Vinyl chloride	ND	5.2	"	"	"	"	"	"	
Bromomethane	ND	32	"	"	"	"	"	"	
Chloroethane	ND	16	"	"	"	"	"	"	
Trichlorofluoromethane (F11)	ND	11	"	"	"	"	"	"	
1,1-Dichloroethene	ND	8.0	"	"	"	"	"	"	
1,1,2-Trichlorotrifluoroethane (F113)	ND	15	"	"	"	"	"	"	
Methylene chloride (Dichloromethane)	ND	7.1	"	"	"	"	"	"	
Carbon disulfide	ND	13	"	"	"	"	"	"	
trans-1,2-Dichloroethene	ND	16	"	"	"	"	"	"	
1,1-Dichloroethane	ND	8.2	"	"	"	"	"	"	
2-Butanone (MEK)	ND	60	"	"	"	"	"	"	
cis-1,2-Dichloroethene	ND	8.0	"	"	"	"	"	"	
Chloroform	ND	9.9	"	"	"	"	"	"	
1,1,1-Trichloroethane	ND	11	"	"	"	"	"	"	
1,2-Dichloroethane (EDC)	ND	8.2	"	"	"	"	"	"	
Benzene	**22**	6.5	"	"	"	"	"	"	
Carbon tetrachloride	ND	13	"	"	"	"	"	"	
Trichloroethene	ND	11	"	"	"	"	"	"	
1,2-Dichloropropane	ND	19	"	"	"	"	"	"	
Bromodichloromethane	ND	14	"	"	"	"	"	"	
cis-1,3-Dichloropropene	ND	9.2	"	"	"	"	"	"	
4-Methyl-2-pentanone (MIBK)	**85**	17	"	"	"	"	"	"	
trans-1,3-Dichloropropene	ND	9.2	"	"	"	"	"	"	
Toluene	**200**	7.6	"	"	"	"	"	"	
1,1,2-Trichloroethane	ND	11	"	"	"	"	"	"	
2-Hexanone (MBK)	ND	17	"	"	"	"	"	"	
Dibromochloromethane	ND	17	"	"	"	"	"	"	
Tetrachloroethene	**1800**	14	"	"	"	"	"	"	
1,2-Dibromoethane (EDB)	ND	16	"	"	"	"	"	"	
1,1,1,2-Tetrachloroethane	ND	14	"	"	"	"	"	"	
Chlorobenzene	ND	9.4	"	"	"	"	"	"	
Ethylbenzene	**36**	8.8	"	"	"	"	"	"	
m,p-Xylene	**140**	18	"	"	"	"	"	"	
Styrene	ND	8.6	"	"	"	"	"	"	
o-Xylene	**47**	8.8	"	"	"	"	"	"	

H&P Mobile
Geochemistry Inc.

2470 Impala Drive
Carlsbad, CA 92010
760-804-9678 Phone
760-804-9159 Fax

Atlas Geo-Sampling Company	Project:	AG082918-13 Rev	
120 Nottaway Lane	Project Number:	TNB/Thomasville, GA	Reported:
Alpharetta, GA 30009	Project Manager:	Mr. Jim Fineis	11-Sep-18 08:57

Volatile Organic Compounds by EPA TO-15

H&P Mobile Geochemistry, Inc.

Analyte	Result	Reporting Limit	Units	Dilution Factor	Batch	Prepared	Analyzed	Method	Notes
SV-6 8-25-18 (E808102-17) Vapor Sampled: 25-Aug-18 Received: 29-Aug-18									
Bromoform	ND	21	ug/m3	2	EI80704	07-Sep-18	07-Sep-18	EPA TO-15	
1,1,2,2-Tetrachloroethane	ND	14	"	"	"	"	"	"	
4-Ethyltoluene	**13**	10	"	"	"	"	"	"	
1,3,5-Trimethylbenzene	**29**	10	"	"	"	"	"	"	
1,2,4-Trimethylbenzene	**57**	10	"	"	"	"	"	"	
1,3-Dichlorobenzene	ND	24	"	"	"	"	"	"	
1,4-Dichlorobenzene	ND	24	"	"	"	"	"	"	
1,2-Dichlorobenzene	ND	24	"	"	"	"	"	"	
1,2,4-Trichlorobenzene	ND	75	"	"	"	"	"	"	
Hexachlorobutadiene	ND	110	"	"	"	"	"	"	
Surrogate: Toluene-d8		*110 %*		*78-125*	"	"	"	"	
Surrogate: 4-Bromofluorobenzene		*90.5 %*		*77-127*	"	"	"	"	
SV-7 8-25-18 (E808102-18) Vapor Sampled: 25-Aug-18 Received: 29-Aug-18									
Dichlorodifluoromethane (F12)	ND	5.0	ug/m3	1	EI80704	07-Sep-18	07-Sep-18	EPA TO-15	
Chloromethane	ND	2.1	"	"	"	"	"	"	
Dichlorotetrafluoroethane (F114)	ND	7.1	"	"	"	"	"	"	
Vinyl chloride	ND	2.6	"	"	"	"	"	"	
Bromomethane	ND	16	"	"	"	"	"	"	
Chloroethane	ND	8.0	"	"	"	"	"	"	
Trichlorofluoromethane (F11)	ND	5.6	"	"	"	"	"	"	
1,1-Dichloroethene	ND	4.0	"	"	"	"	"	"	
1,1,2-Trichlorotrifluoroethane (F113)	ND	7.7	"	"	"	"	"	"	
Methylene chloride (Dichloromethane)	ND	3.5	"	"	"	"	"	"	
Carbon disulfide	ND	6.3	"	"	"	"	"	"	
trans-1,2-Dichloroethene	ND	8.0	"	"	"	"	"	"	
1,1-Dichloroethane	ND	4.1	"	"	"	"	"	"	
2-Butanone (MEK)	ND	30	"	"	"	"	"	"	
cis-1,2-Dichloroethene	ND	4.0	"	"	"	"	"	"	
Chloroform	ND	4.9	"	"	"	"	"	"	
1,1,1-Trichloroethane	ND	5.5	"	"	"	"	"	"	
1,2-Dichloroethane (EDC)	ND	4.1	"	"	"	"	"	"	
Benzene	ND	3.2	"	"	"	"	"	"	
Carbon tetrachloride	ND	6.4	"	"	"	"	"	"	
Trichloroethene	ND	5.5	"	"	"	"	"	"	
1,2-Dichloropropane	ND	9.4	"	"	"	"	"	"	
Bromodichloromethane	ND	6.8	"	"	"	"	"	"	

H&P Mobile
Geochemistry Inc.

2470 Impala Drive
Carlsbad, CA 92010
760-804-9678 Phone
760-804-9159 Fax

Atlas Geo-Sampling Company	Project:	AG082918-13 Rev	
120 Nottaway Lane	Project Number:	TNB/Thomasville, GA	Reported:
Alpharetta, GA 30009	Project Manager:	Mr. Jim Fineis	11-Sep-18 08:57

Volatile Organic Compounds by EPA TO-15

H&P Mobile Geochemistry, Inc.

Analyte	Result	Reporting Limit	Units	Dilution Factor	Batch	Prepared	Analyzed	Method	Notes
SV-7 8-25-18 (E808102-18) Vapor Sampled: 25-Aug-18 Received: 29-Aug-18									
cis-1,3-Dichloropropene	ND	4.6	ug/m3	1	EI80704	07-Sep-18	07-Sep-18	EPA TO-15	
4-Methyl-2-pentanone (MIBK)	ND	8.3	"	"	"	"	"	"	
trans-1,3-Dichloropropene	ND	4.6	"	"	"	"	"	"	
Toluene	**44**	3.8	"	"	"	"	"	"	
1,1,2-Trichloroethane	ND	5.5	"	"	"	"	"	"	
2-Hexanone (MBK)	ND	8.3	"	"	"	"	"	"	
Dibromochloromethane	ND	8.6	"	"	"	"	"	"	
Tetrachloroethene	ND	6.9	"	"	"	"	"	"	
1,2-Dibromoethane (EDB)	ND	7.8	"	"	"	"	"	"	
1,1,1,2-Tetrachloroethane	ND	7.0	"	"	"	"	"	"	
Chlorobenzene	ND	4.7	"	"	"	"	"	"	
Ethylbenzene	ND	4.4	"	"	"	"	"	"	
m,p-Xylene	**21**	8.8	"	"	"	"	"	"	
Styrene	ND	4.3	"	"	"	"	"	"	
o-Xylene	**9.9**	4.4	"	"	"	"	"	"	
Bromoform	ND	10	"	"	"	"	"	"	
1,1,2,2-Tetrachloroethane	ND	7.0	"	"	"	"	"	"	
4-Ethyltoluene	ND	5.0	"	"	"	"	"	"	
1,3,5-Trimethylbenzene	ND	5.0	"	"	"	"	"	"	
1,2,4-Trimethylbenzene	**11**	5.0	"	"	"	"	"	"	
1,3-Dichlorobenzene	ND	12	"	"	"	"	"	"	
1,4-Dichlorobenzene	ND	12	"	"	"	"	"	"	
1,2-Dichlorobenzene	ND	12	"	"	"	"	"	"	
1,2,4-Trichlorobenzene	ND	38	"	"	"	"	"	"	
Hexachlorobutadiene	ND	54	"	"	"	"	"	"	
Surrogate: Toluene-d8		*110 %*	*78-125*		"	"	"	"	
Surrogate: 4-Bromofluorobenzene		*92.0 %*	*77-127*		"	"	"	"	

H&P Mobile
Geochemistry Inc.

2470 Impala Drive
Carlsbad, CA 92010
760-804-9678 Phone
760-804-9159 Fax

Atlas Geo-Sampling Company	Project: AG082918-13 Rev	
120 Nottaway Lane	Project Number: TNB/Thomasville, GA	Reported:
Alpharetta, GA 30009	Project Manager: Mr. Jim Fineis	11-Sep-18 08:57

Volatile Organic Compounds by EPA TO-15

H&P Mobile Geochemistry, Inc.

Analyte	Result	Reporting Limit	Units	Dilution Factor	Batch	Prepared	Analyzed	Method	Notes
SV-2 8-25-18 (E808102-19) Vapor Sampled: 25-Aug-18 Received: 29-Aug-18									
Dichlorodifluoromethane (F12)	ND	5.0	ug/m3	1	EI80704	07-Sep-18	07-Sep-18	EPA TO-15	
Chloromethane	ND	2.1	"	"	"	"	"	"	
Dichlorotetrafluoroethane (F114)	ND	7.1	"	"	"	"	"	"	
Vinyl chloride	ND	2.6	"	"	"	"	"	"	
Bromomethane	ND	16	"	"	"	"	"	"	
Chloroethane	ND	8.0	"	"	"	"	"	"	
Trichlorofluoromethane (F11)	ND	5.6	"	"	"	"	"	"	
1,1-Dichloroethene	ND	4.0	"	"	"	"	"	"	
1,1,2-Trichlorotrifluoroethane (F113)	ND	7.7	"	"	"	"	"	"	
Methylene chloride (Dichloromethane)	ND	3.5	"	"	"	"	"	"	
Carbon disulfide	ND	6.3	"	"	"	"	"	"	
trans-1,2-Dichloroethene	ND	8.0	"	"	"	"	"	"	
1,1-Dichloroethane	ND	4.1	"	"	"	"	"	"	
2-Butanone (MEK)	ND	30	"	"	"	"	"	"	
cis-1,2-Dichloroethene	ND	4.0	"	"	"	"	"	"	
Chloroform	ND	4.9	"	"	"	"	"	"	
1,1,1-Trichloroethane	ND	5.5	"	"	"	"	"	"	
1,2-Dichloroethane (EDC)	ND	4.1	"	"	"	"	"	"	
Benzene	**3.4**	3.2	"	"	"	"	"	"	
Carbon tetrachloride	ND	6.4	"	"	"	"	"	"	
Trichloroethene	ND	5.5	"	"	"	"	"	"	
1,2-Dichloropropane	ND	9.4	"	"	"	"	"	"	
Bromodichloromethane	ND	6.8	"	"	"	"	"	"	
cis-1,3-Dichloropropene	ND	4.6	"	"	"	"	"	"	
4-Methyl-2-pentanone (MIBK)	ND	8.3	"	"	"	"	"	"	
trans-1,3-Dichloropropene	ND	4.6	"	"	"	"	"	"	
Toluene	**56**	3.8	"	"	"	"	"	"	
1,1,2-Trichloroethane	ND	5.5	"	"	"	"	"	"	
2-Hexanone (MBK)	ND	8.3	"	"	"	"	"	"	
Dibromochloromethane	ND	8.6	"	"	"	"	"	"	
Tetrachloroethene	ND	6.9	"	"	"	"	"	"	
1,2-Dibromoethane (EDB)	ND	7.8	"	"	"	"	"	"	
1,1,1,2-Tetrachloroethane	ND	7.0	"	"	"	"	"	"	
Chlorobenzene	ND	4.7	"	"	"	"	"	"	
Ethylbenzene	ND	4.4	"	"	"	"	"	"	
m,p-Xylene	**12**	8.8	"	"	"	"	"	"	
Styrene	ND	4.3	"	"	"	"	"	"	
o-Xylene	**7.6**	4.4	"	"	"	"	"	"	

H&P Mobile
Geochemistry Inc.

2470 Impala Drive
Carlsbad, CA 92010
760-804-9678 Phone
760-804-9159 Fax

Atlas Geo-Sampling Company	Project:	AG082918-13 Rev	
120 Nottaway Lane	Project Number:	TNB/Thomasville, GA	Reported:
Alpharetta, GA 30009	Project Manager:	Mr. Jim Fineis	11-Sep-18 08:57

Volatile Organic Compounds by EPA TO-15

H&P Mobile Geochemistry, Inc.

Analyte	Result	Reporting Limit	Units	Dilution Factor	Batch	Prepared	Analyzed	Method	Notes
SV-2 8-25-18 (E808102-19) Vapor Sampled: 25-Aug-18 Received: 29-Aug-18									
Bromoform	ND	10	ug/m3	1	EI80704	07-Sep-18	07-Sep-18	EPA TO-15	
1,1,2,2-Tetrachloroethane	ND	7.0	"	"	"	"	"	"	
4-Ethyltoluene	ND	5.0	"	"	"	"	"	"	
1,3,5-Trimethylbenzene	ND	5.0	"	"	"	"	"	"	
1,2,4-Trimethylbenzene	ND	5.0	"	"	"	"	"	"	
1,3-Dichlorobenzene	ND	12	"	"	"	"	"	"	
1,4-Dichlorobenzene	ND	12	"	"	"	"	"	"	
1,2-Dichlorobenzene	ND	12	"	"	"	"	"	"	
1,2,4-Trichlorobenzene	ND	38	"	"	"	"	"	"	
Hexachlorobutadiene	ND	54	"	"	"	"	"	"	
Surrogate: Toluene-d8		*111 %*		*78-125*	"	"	"	"	
Surrogate: 4-Bromofluorobenzene		*89.6 %*		*77-127*	"	"	"	"	

H&P Mobile
Geochemistry Inc.

2470 Impala Drive
Carlsbad, CA 92010
760-804-9678 Phone
760-804-9159 Fax

Atlas Geo-Sampling Company	Project:	AG082918-13 Rev	
120 Nottaway Lane	Project Number:	TNB/Thomasville, GA	Reported:
Alpharetta, GA 30009	Project Manager:	Mr. Jim Fineis	11-Sep-18 08:57

Volatile Organic Compounds by EPA TO-15 - Quality Control

H&P Mobile Geochemistry, Inc.

Analyte	Result	Reporting Limit	Units	Spike Level	Source Result	%REC	%REC Limits	RPD	RPD Limit	Notes
Batch EI80704 - TO-15										
Blank (EI80704-BLK1)				Prepared & Analyzed: 07-Sep-18						
Dichlorodifluoromethane (F12)	ND	5.0	ug/m3							
Chloromethane	ND	2.1	"							
Dichlorotetrafluoroethane (F114)	ND	7.1	"							
Vinyl chloride	ND	2.6	"							
Bromomethane	ND	16	"							
Chloroethane	ND	8.0	"							
Trichlorofluoromethane (F11)	ND	5.6	"							
1,1-Dichloroethene	ND	4.0	"							
1,1,2-Trichlorotrifluoroethane (F113)	ND	7.7	"							
Methylene chloride (Dichloromethane)	ND	3.5	"							
Carbon disulfide	ND	6.3	"							
trans-1,2-Dichloroethene	ND	8.0	"							
1,1-Dichloroethane	ND	4.1	"							
2-Butanone (MEK)	ND	30	"							
cis-1,2-Dichloroethene	ND	4.0	"							
Chloroform	ND	4.9	"							
1,1,1-Trichloroethane	ND	5.5	"							
1,2-Dichloroethane (EDC)	ND	4.1	"							
Benzene	ND	3.2	"							
Carbon tetrachloride	ND	6.4	"							
Trichloroethene	ND	5.5	"							
1,2-Dichloropropane	ND	9.4	"							
Bromodichloromethane	ND	6.8	"							
cis-1,3-Dichloropropene	ND	4.6	"							
4-Methyl-2-pentanone (MIBK)	ND	8.3	"							
trans-1,3-Dichloropropene	ND	4.6	"							
Toluene	ND	3.8	"							
1,1,2-Trichloroethane	ND	5.5	"							
2-Hexanone (MBK)	ND	8.3	"							
Dibromochloromethane	ND	8.6	"							
Tetrachloroethene	ND	6.9	"							
1,2-Dibromoethane (EDB)	ND	7.8	"							
1,1,1,2-Tetrachloroethane	ND	7.0	"							
Chlorobenzene	ND	4.7	"							

H&P Mobile
Geochemistry Inc.

2470 Impala Drive
Carlsbad, CA 92010
760-804-9678 Phone
760-804-9159 Fax

Atlas Geo-Sampling Company	Project: AG082918-13 Rev	
120 Nottaway Lane	Project Number: TNB/Thomasville, GA	Reported:
Alpharetta, GA 30009	Project Manager: Mr. Jim Fineis	11-Sep-18 08:57

Volatile Organic Compounds by EPA TO-15 - Quality Control

H&P Mobile Geochemistry, Inc.

Analyte	Result	Reporting Limit	Units	Spike Level	Source Result	%REC	%REC Limits	RPD	RPD Limit	Notes
Batch EI80704 - TO-15										
Blank (EI80704-BLK1)				Prepared & Analyzed: 07-Sep-18						
Ethylbenzene	ND	4.4	ug/m3							
m,p-Xylene	ND	8.8	"							
Styrene	ND	4.3	"							
o-Xylene	ND	4.4	"							
Bromoform	ND	10	"							
1,1,2,2-Tetrachloroethane	ND	7.0	"							
4-Ethyltoluene	ND	5.0	"							
1,3,5-Trimethylbenzene	ND	5.0	"							
1,2,4-Trimethylbenzene	ND	5.0	"							
1,3-Dichlorobenzene	ND	12	"							
1,4-Dichlorobenzene	ND	12	"							
1,2-Dichlorobenzene	ND	12	"							
1,2,4-Trichlorobenzene	ND	38	"							
Hexachlorobutadiene	ND	54	"							
Surrogate: Toluene-d8	*45.7*		*"*	*41.4*		*110*	*78-125*			
Surrogate: 4-Bromofluorobenzene	*63.6*		*"*	*72.9*		*87.2*	*77-127*			
LCS (EI80704-BS1)				Prepared & Analyzed: 07-Sep-18						
Dichlorodifluoromethane (F12)	120	5.0	ug/m3	101		116	59-128			
Vinyl chloride	53	2.6	"	52.0		102	64-127			
Chloroethane	51	8.0	"	53.6		95.0	63-127			
Trichlorofluoromethane (F11)	130	5.6	"	113		112	62-126			
1,1-Dichloroethene	98	4.0	"	80.8		122	61-133			
1,1,2-Trichlorotrifluoroethane (F113)	170	7.7	"	155		110	66-126			
Methylene chloride (Dichloromethane)	76	3.5	"	70.8		107	62-115			
trans-1,2-Dichloroethene	86	8.0	"	80.8		106	67-124			
1,1-Dichloroethane	91	4.1	"	82.4		110	68-126			
cis-1,2-Dichloroethene	92	4.0	"	80.0		115	70-121			
Chloroform	110	4.9	"	99.2		113	68-123			
1,1,1-Trichloroethane	130	5.5	"	111		115	68-125			
1,2-Dichloroethane (EDC)	100	4.1	"	82.4		125	65-128			
Benzene	75	3.2	"	64.8		116	69-119			
Carbon tetrachloride	140	6.4	"	128		111	68-132			

H&P Mobile
Geochemistry Inc.

2470 Impala Drive
Carlsbad, CA 92010
760-804-9678 Phone
760-804-9159 Fax

Atlas Geo-Sampling Company	Project: AG082918-13 Rev	
120 Nottaway Lane	Project Number: TNB/Thomasville, GA	Reported:
Alpharetta, GA 30009	Project Manager: Mr. Jim Fineis	11-Sep-18 08:57

Volatile Organic Compounds by EPA TO-15 - Quality Control

H&P Mobile Geochemistry, Inc.

Analyte	Result	Reporting Limit	Units	Spike Level	Source Result	%REC	%REC Limits	RPD	RPD Limit	Notes
Batch EI80704 - TO-15										
LCS (EI80704-BS1)				Prepared & Analyzed: 07-Sep-18						
Trichloroethene	120	5.5	ug/m3	110		106	71-123			
Toluene	76	3.8	"	76.8		99.2	66-119			
1,1,2-Trichloroethane	120	5.5	"	111		105	73-119			
Tetrachloroethene	150	6.9	"	138		108	66-124			
1,1,1,2-Tetrachloroethane	150	7.0	"	140		104	67-129			
Ethylbenzene	100	4.4	"	88.4		117	70-124			
m,p-Xylene	97	8.8	"	88.4		110	61-134			
o-Xylene	100	4.4	"	88.4		115	67-125			
1,1,2,2-Tetrachloroethane	140	7.0	"	140		100	65-127			
Surrogate: Toluene-d8	*44.0*		*"*	*41.4*		*106*	*78-125*			
Surrogate: 4-Bromofluorobenzene	*67.9*		*"*	*72.9*		*93.1*	*77-127*			
LCS Dup (EI80704-BSD1)				Prepared & Analyzed: 07-Sep-18						
Dichlorodifluoromethane (F12)	120	5.0	ug/m3	101		118	59-128	1.32	25	
Vinyl chloride	54	2.6	"	52.0		105	64-127	2.50	25	
Chloroethane	55	8.0	"	53.6		103	63-127	7.63	25	
Trichlorofluoromethane (F11)	120	5.6	"	113		105	62-126	5.69	25	
1,1-Dichloroethene	120	4.0	"	80.8		146	61-133	17.8	25	QL-1H
1,1,2-Trichlorotrifluoroethane (F113)	170	7.7	"	155		112	66-126	1.88	25	
Methylene chloride (Dichloromethane)	75	3.5	"	70.8		106	62-115	1.22	25	
trans-1,2-Dichloroethene	93	8.0	"	80.8		115	67-124	7.93	25	
1,1-Dichloroethane	93	4.1	"	82.4		112	68-126	1.74	25	
cis-1,2-Dichloroethene	95	4.0	"	80.0		119	70-121	3.06	25	
Chloroform	110	4.9	"	99.2		113	68-123	0.177	25	
1,1,1-Trichloroethane	130	5.5	"	111		116	68-125	0.645	25	
1,2-Dichloroethane (EDC)	100	4.1	"	82.4		122	65-128	3.07	25	
Benzene	77	3.2	"	64.8		119	69-119	2.47	25	
Carbon tetrachloride	140	6.4	"	128		111	68-132	0.135	25	
Trichloroethene	110	5.5	"	110		104	71-123	2.46	25	
Toluene	75	3.8	"	76.8		97.1	66-119	2.08	25	
1,1,2-Trichloroethane	110	5.5	"	111		102	73-119	2.25	25	
Tetrachloroethene	140	6.9	"	138		104	66-124	3.94	25	
1,1,1,2-Tetrachloroethane	140	7.0	"	140		102	67-129	2.22	25	

H&P Mobile
Geochemistry Inc.

2470 Impala Drive
Carlsbad, CA 92010
760-804-9678 Phone
760-804-9159 Fax

Atlas Geo-Sampling Company	Project: AG082918-13 Rev	
120 Nottaway Lane	Project Number: TNB/Thomasville, GA	Reported:
Alpharetta, GA 30009	Project Manager: Mr. Jim Fineis	11-Sep-18 08:57

Volatile Organic Compounds by EPA TO-15 - Quality Control

H&P Mobile Geochemistry, Inc.

Analyte	Result	Reporting Limit	Units	Spike Level	Source Result	%REC	%REC Limits	RPD	RPD Limit	Notes
Batch EI80704 - TO-15										
LCS Dup (EI80704-BSD1)				Prepared & Analyzed: 07-Sep-18						
Ethylbenzene	100	4.4	ug/m3	88.4		117	70-124	0.212	25	
m,p-Xylene	98	8.8	"	88.4		111	61-134	1.30	25	
o-Xylene	100	4.4	"	88.4		115	67-125	0.0866	25	
1,1,2,2-Tetrachloroethane	140	7.0	"	140		99.7	65-127	0.249	25	
Surrogate: Toluene-d8	*43.1*		*"*	*41.4*		*104*	*78-125*			
Surrogate: 4-Bromofluorobenzene	*67.9*		*"*	*72.9*		*93.2*	*77-127*			

H&P Mobile
Geochemistry Inc.

2470 Impala Drive
Carlsbad, CA 92010
760-804-9678 Phone
760-804-9159 Fax

Atlas Geo-Sampling Company	Project:	AG082918-13 Rev	
120 Nottaway Lane	Project Number:	TNB/Thomasville, GA	Reported:
Alpharetta, GA 30009	Project Manager:	Mr. Jim Fineis	11-Sep-18 08:57

Notes and Definitions

QL-1H	The LCS and/or LCSD recoveries fell above the established control specifications for this analyte. Any result for this compound is qualified and should be considered biased high.
LCC	Leak Check Compound
ND	Analyte NOT DETECTED at or above the reporting limit
MDL	Method Detection Limit
%REC	Percent Recovery
RPD	Relative Percent Difference

All soil results are reported in wet weight.

Appendix

H&P Mobile Geochemistry, Inc. is approved as an Environmental Testing Laboratory and Mobile Laboratory in accordance with the DoD-ELAP Program and ISO/IEC 17025:2005 programs through PJLA, accreditation number 69070 for EPA Method TO-15, H&P Method TO-15, EPA Method 8260B and H&P 8260SV.

H&P is approved by the State of Arizona as an Environmental Testing Laboratory and Mobile Laboratory, certification numbers AZM758 and AZ0779.

H&P is approved by the State of California as an Environmental Laboratory and Mobile Laboratory in conformance with the Environmental Laboratory Accreditation Program (ELAP) for the category of Volatile and Semi-Volatile Organic Chemistry of Hazardous Waste, certification numbers 2740, 2741, 2743, 2744, 2745, 2754 & 2930.

H&P is approved by the State of Florida Department of Health under the National Environmental Laboratory Accreditation Conference (NELAC) certification number E871100.

The complete list of stationary and mobile laboratory certifications along with the fields of testing (FOTs) and analyte lists are available at www.handpmg.com/about/certifications.

Geochemistry, Inc.

& Field Office - Signal Hill, CA
W handpmg.com E info@handpmg.com

VAPOR / AIR Chain of Custody

DATE: 8-27-18
Page 1 of 2

Lab Client and Project Information

Lab Client/Consultant:	Atlas Geo-Sampling	Project Name / #:	TNB
Lab Client Project Manager:	Jim Fineis	Project Location:	Thomasville, GA
Lab Client Address:	120 Nottaway Lane	Report E-Mail(s):	jimfineis@atlas-geo.com
Lab Client City, State, Zip:	Alpharetta, GA 30009		
Phone Number:	770-883-3372		

Sample Receipt (Lab Use Only)

Date Rec'd: 8/29/18	Control #: 180719.01
H&P Project #	AG082918-13
Lab Work Order #	E808102
Sample Intact: ☑ Yes ☐ No ☐ See Notes Below	
Receipt Gauge ID: 71103000	Temp: 22
Outside Lab:	
Receipt Notes/Tracking #: 1293TT61876135 2635 / " 75076 4648	
Lab PM Initials:	NB

Reporting Requirements

☑ Standard Report ☐ Level III ☐ Level IV
☑ Excel EDD ☐ Other EDD:_____
☐ CA Geotracker Global ID:_____

Turnaround Time

☑ 5-7 day Stnd ☐ 24-Hr Rush
☐ 3-day Rush ☐ Mobile Lab
☐ 48-Hr Rush ☐ Other:____

Sampler Information

Sampler(s): Jim Fineis
Signature: [signature]
Date: 8-27-18

Additional Instructions to Laboratory: ~~(X) All "SS" samples analyzed by H&P 8260SV~~ [initials] 9/10/18

** Preferred VOC units (please choose one):*
☐ µg/L ☒ µg/m³ ☐ ppbv ☐ ppmv

SAMPLE NAME	SAMPLE KIT/ FLOW CONT ID	DATE mm/dd/yy	TIME 24hr clock	SAMPLE TYPE Indoor Air (IA), Ambient Air (AA), Subslab (SS), Soil Vapor (SV)	CONTAINER SIZE & TYPE 400mL/1L/6L Summa, Tedlar, Tube, etc.	CONTAINER ID (###)	Lab use only: Receipt Vac	VOCs Standard Full List ☑ 8260SV ☐ TO-15	VOCs Short List / Project List ☐ 8260SV ☐ TO-15	Oxygenates ☐ 8260SV ☐ TO-15	Naphthalene ☐ 8260SV ☐ TO-15	TPHv as Gas ☐ 8260SVm ☐ TO-15m	Aromatic/Aliphatic Fractions ☐ 8260SVm ☐ TO-15m	Leak Check Compound ☐ DFA ☐ IPA ☐ He	Methane by EPA 8015m	Fixed Gases by ASTM D1945 ☐ CO2 ☐ O2 ☐ N2				
SV-1 8-25-18	190	8-25-18	1505	SV	400 ml	012	-2.11	✓												
SV-4 8-25-18	175	8-25-18	1515	SV	400 ml	008	-1.70	✓												
~~(X) SS-1 8-26-18~~	~~122~~	~~8-26-18~~	~~0750~~	~~SS~~	~~400 ml~~	~~313~~	~~-.57~~	✓												
~~(X) SS-2 8-26-18~~	~~091~~	~~8-26-18~~	~~0810~~	~~SS~~	~~400 ml~~	~~303~~	~~-.36~~	✓												
~~(X) SS-3 8-26-18~~	~~245~~	~~8/26-18~~	~~0825~~	~~SS~~	~~400 ml~~	~~300~~	~~-.20~~	✓												
~~(X) SS-4 8-26-18~~	~~284~~	~~8-26-18~~	~~0840~~	~~SS~~	~~400 ml~~	~~158~~	~~-.28~~	✓												
~~(X) SS-5 8-26-18~~	~~202~~	~~8-26-18~~	~~0850~~	~~SS~~	~~400 ml~~	~~094~~	~~-.35~~	✓												
~~(X) SS-6 8-26-18~~	~~290~~	~~8-26-18~~	~~0905~~	~~SS~~	~~400 ml~~	~~249~~	~~-.23~~	✓												
SV-3 8-26-18	281	8-26-18	0935	SV	400 ml	059	-2.37	✓												

Approved/Relinquished by:	Company:	Date:	Time:	Received by:	Company:	Date:	Time:
[signature]	Atlas	8-27-18	830	UPS			
UPS		8/29		[signature]	A+P	8/29/18	1123

*Approval constitutes as authorization to proceed with analysis and acceptance of conditions on back

Appendix 6A1, Rev 5/23/2016, Effective 5/23/2016

H&P Mobile Geochemistry, Inc.

4 J... Bald Drive, Carlsbad, CA 92010
& Field Office - Signal Hill, CA
W handpmg.com E info@handpmg.com

VAPOR / AIR Chain of Custody

DATE: 8-27-18
Page 2 of 2

Lab Client and Project Information

Lab Client/Consultant:	Atlas Geo-Sampling	Project Name / #:	TNB
Lab Client Project Manager:	Jim Fineis	Project Location:	Thomasville GA
Lab Client Address:	120 Nottaway Lane	Report E-Mail(s):	jimfineis@atlas-geo.com
Lab Client City, State, Zip:	Alpharetta, GA 30009		
Phone Number:	770-883-3372		

Sample Receipt (Lab Use Only)

Date Rec'd: 8/29/18	Control #: 180719.01
H&P Project #	AG 082918-13
Lab Work Order #	E808102
Sample Intact: ☑ Yes ☐ No ☐ See Notes Below	
Receipt Gauge ID: 71103000	Temp: 22
Outside Lab:	
Receipt Notes/Tracking #:	
Lab PM Initials:	WB

Reporting Requirements

☑ Standard Report ☐ Level III ☐ Level IV
☑ Excel EDD ☐ Other EDD:
☐ CA Geotracker Global ID:

Turnaround Time

☑ 5-7 day Stnd ☐ 24-Hr Rush
☐ 3-day Rush ☐ Mobile Lab
☐ 48-Hr Rush ☐ Other:

Sampler Information

Sampler(s): Jim Fineis
Signature: [signature]
Date: 8-27-18

Additional Instructions to Laboratory:

** Preferred VOC units (please choose one):*
☐ µg/L ☒ µg/m³ ☐ ppbv ☐ ppmv

SAMPLE NAME	SAMPLE KIT/ FLOW CONT ID	DATE mm/dd/yy	TIME 24hr clock	SAMPLE TYPE Indoor Air (IA), Ambient Air (AA), Subslab (SS), Soil Vapor (SV)	CONTAINER SIZE & TYPE 400mL/1L/6L Summa, Tedlar, Tube, etc.	CONTAINER ID (###)	Lab use only: Receipt Vac	VOCs Standard Full List ☐ 8260SV ☑ TO-15	VOCs Short List / Project List ☐ 8260SV ☐ TO-15	Oxygenates ☐ 8260SV ☐ TO-15	Naphthalene ☐ 8260SV ☐ TO-15	TPHv as Gas ☐ 8260SVm ☐ TO-15m	Aromatic/Aliphatic Fractions ☐ 8260SVm ☐ TO-15m	Leak Check Compound ☐ DFA ☐ IPA ☐ He	Methane by EPA 8015m	Fixed Gases by ASTM D1945 ☐ CO2 ☐ O2 ☐ N2				
SV13 8-25-18	212	~~8-25-18~~ 8/20/18	1000	SV	400 ml	238	-1.26	/												
SV12 8-25-18	186	8/25/18	856			072	-.80	/												
SV 8 8-25-18	~~316~~ 137		1013			166	-2.34	/												
SV-11 8-25-18	207		905			160	-1.02	/												
SV-9 8-25-18	301		1037			154	-1.88	/												
SV-10 8-25-18	276		1055			070	-1.77	/												
SV-5 8-25-18	258		1110			063	-1.02	/												
SV-6 8-25-18	299		1125			045	-1.48	/												
SV-7 8-25-18	158		1140			119	-1.79	/												
SV-2 8-25-18	235		1450			069	-1.33	/												

Approved/Relinquished by:	Company:	Date:	Time:	Received by:	Company:	Date:	Time:
[signature]	AA/05	8-27-18	830	UPS			
Approved/Relinquished by:	Company: UPS	Date:	Time:	Received by: [signature]	Company: HAP	Date: 8/29/18	Time: 1123
Approved/Relinquished by:	Company:	Date:	Time:	Received by:	Company:	Date:	Time:

*Approval constitutes as authorization to proceed with analysis and acceptance of conditions on back

Appendix III
Field Data Report

TNB , 2018-08-24

Created	2018-08-24 22:10:46 EDT by Jim Fineis
Updated	2018-08-25 08:15:29 EDT by Jim Fineis
Location	30.8392513, -83.9825209
Atlas Geo-Sampling Data Sheets	

Project Information

Project Name	TNB
Client Name	Peachtree
General Weather Conditons	65 degrees
Client Onsite?	Yes
Onsite Reprsenative	Larry Carter
Job Site Address	301 North Broad Street Thomasville, Georgia 31792
Facility or Location Name	Thomsaville National Bank
Project Start Date	2018-08-24
Project End Data	2018-08-25
Atlas / Total Vapor Responsible for Shipping Samples?	Yes

Job Site Photo

IA-1 8-24-18

Sample Collected from Existing Implant	No
Longitude	-83.982491
Latitude	30.839283

Sample ID / Location ID

Soil Vapor Implant Construction

Implant Installed	No
Water Dam Test Completed	No
Helium Leak Test Information	
Sample / Summa Can Information	

Sample Collection

Sample Collected?	Yes
Duplicate Sample Collected?	No
Sample Type	Indoor Air
Other Field Parameters Collected?	No
Indoor or Ambient Air Sample Duration	8-Hour
Laboratory Sample ID	IA-1 8-24-18
Sample Date	2018-08-14
Purge Volume (ml)	60
Shut In Test Completed	Yes
Flow Controller ID	131
Summa Canister ID	447
Beginning Summa Vacuum	30
Ending Summa Vacuum	4
Sample Time Start	22:50
Sample End Time	06:51
Sample Tag Photo	

H&P
MOBILE GEOCHEMISTRY
1-800-834-9888
F131

H&P
MOBILE GEOCHEMISTRY
1-800-834-9888
447

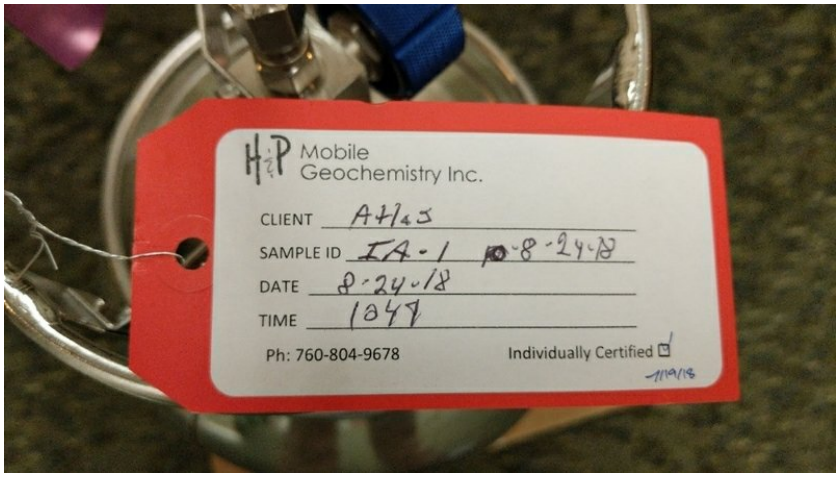
H&P Mobile Geochemistry Inc.
CLIENT Atlas
SAMPLE ID IA-1 8-24-18
DATE 8-24-18
TIME 1047
Ph: 760-804-9678
Individually Certified

IA 2 8-24-18

Sample Collected from Existing Implant	No
Longitude	-83.982498
Latitude	30.839272

Sample ID / Location ID

Soil Vapor Implant Construction

Water Dam Test Completed	No
Helium Leak Test Information	
Sample / Summa Can Information	

Sample Collection

Sample Collected?	Yes
Duplicate Sample Collected?	No
Sample Type	Indoor Air
Other Field Parameters Collected?	No
Indoor or Ambient Air Sample Duration	8-Hour
Laboratory Sample ID	IA 2 8-24-18
Sample Date	2018-08-24
Purge Volume (ml)	0
Shut In Test Completed	Yes
Flow Controller ID	171
Summa Canister ID	449
Beginning Summa Vacuum	30
Ending Summa Vacuum	4
Sample Time Start	22:51
Sample End Time	06:52
Sample Tag Photo	

MOBILE GEOCHEMISTRY
H&P
1-800-834-9888
F171

MOBILE GEOCHEMISTRY
H&P
1-800-834-9888
449

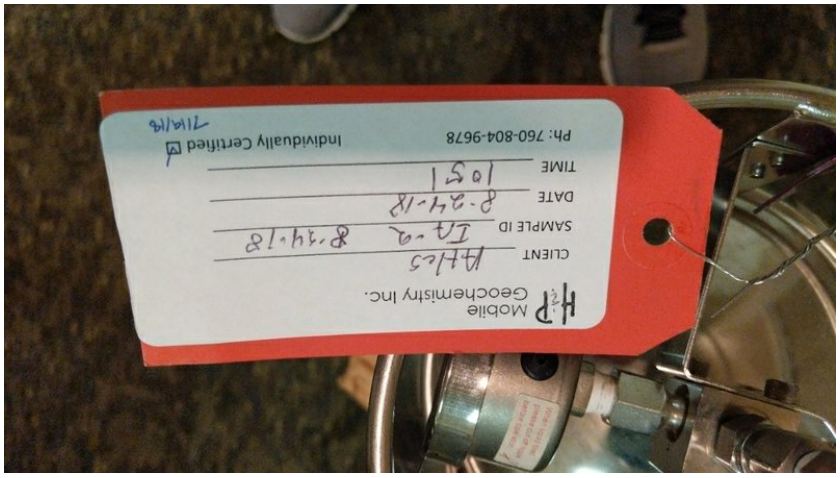
HP Mobile Geochemistry Inc.
CLIENT
SAMPLE ID
DATE
TIME
Ph: 760-804-9678
Individually Certified

IA-3 8-24-18

Sample Collected from Existing Implant	No
Longitude	-83.982501
Latitude	30.83925

Sample ID / Location ID

Soil Vapor Implant Construction

Water Dam Test Completed	No
Helium Leak Test Information	
Sample / Summa Can Information	

Sample Collection

Sample Collected?	Yes
Duplicate Sample Collected?	No
Sample Type	Indoor Air
Other Field Parameters Collected?	No
Indoor or Ambient Air Sample Duration	8-Hour
Laboratory Sample ID	IA-3 8-24-18
Sample Date	2018-08-24
Purge Volume (ml)	0
Shut In Test Completed	Yes
Flow Controller ID	214
Summa Canister ID	503
Beginning Summa Vacuum	30
Ending Summa Vacuum	30
Sample Time Start	22:52
Sample End Time	06:51
Sample Tag Photo	

H2P
1-800-834-9888
F214

H2P
1-800-834-9888
503

H&P Mobile
Geochemistry Inc.
CLIENT AHES
SAMPLE ID I-A3 8-24-11
DATE 8-24-18
TIME 1052
Individually Certified
Ph: 760-804-9678



20
30
10
40
0
50
10
20
30
60
"Hg
psi

IA-4 8-24-18

Sample Collected from Existing Implant	No
Longitude	-83.982521
Latitude	30.839251

Sample ID / Location ID

Soil Vapor Implant Construction

Water Dam Test Completed	No
Helium Leak Test Information	
Sample / Summa Can Information	

Sample Collection

Sample Collected?	Yes
Duplicate Sample Collected?	No
Sample Type	Indoor Air
Other Field Parameters Collected?	No
Indoor or Ambient Air Sample Duration	8-Hour
Laboratory Sample ID	IA-4 8-24-18
Sample Date	2018-08-24
Purge Volume (ml)	0
Shut In Test Completed	Yes
Flow Controller ID	209
Summa Canister ID	452
Beginning Summa Vacuum	30
Ending Summa Vacuum	3
Sample Time Start	22:54
Sample End Time	06:53
Sample Tag Photo	

MOBILE GEOCHEMISTRY
H&P
452
-800-834-9888

H2P
F209
0-834-9888

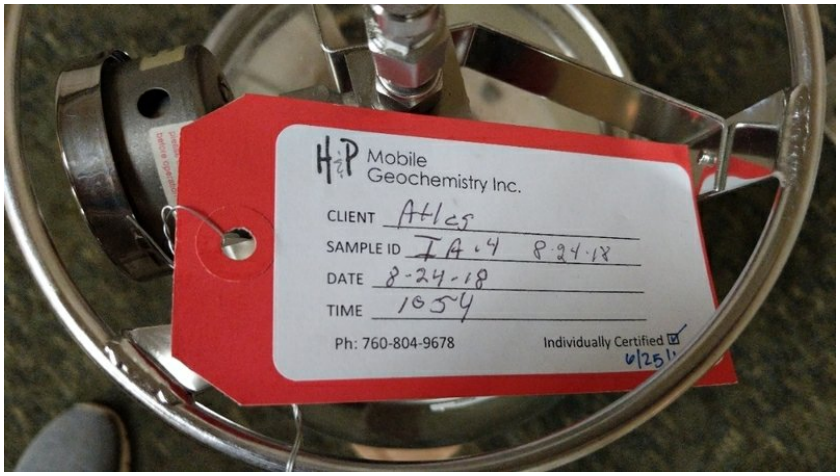
Mobile
Geochemistry Inc.
CLIENT Atlas
SAMPLE ID IA-4 8-24-18
DATE 8-24-18
TIME 1054
Ph: 760-804-9678
Individually Certified
6/25

AA-1 8-24-18

Sample Collected from Existing Implant	No
Longitude	-83.982293
Latitude	30.839465

Sample ID / Location ID

Soil Vapor Implant Construction

Water Dam Test Completed	No
Helium Leak Test Information	
Sample / Summa Can Information	

Sample Collection

Sample Collected?	Yes
Duplicate Sample Collected?	No
Sample Type	Indoor Air
Other Field Parameters Collected?	No
Indoor or Ambient Air Sample Duration	8-Hour
Laboratory Sample ID	AA-1 8-24-18
Sample Date	2018-08-24
Purge Volume (ml)	0
Shut In Test Completed	Yes
Flow Controller ID	126
Summa Canister ID	294
Beginning Summa Vacuum	30
Ending Summa Vacuum	4
Sample Time Start	22:59
Sample End Time	07:02
Sample Tag Photo	

MOBILE
GEOCHEMISTRY
H&P
1-800-834-9888
294

MOBILE
GEOCHEMISTRY
H&P
1-800-834-9888
F128

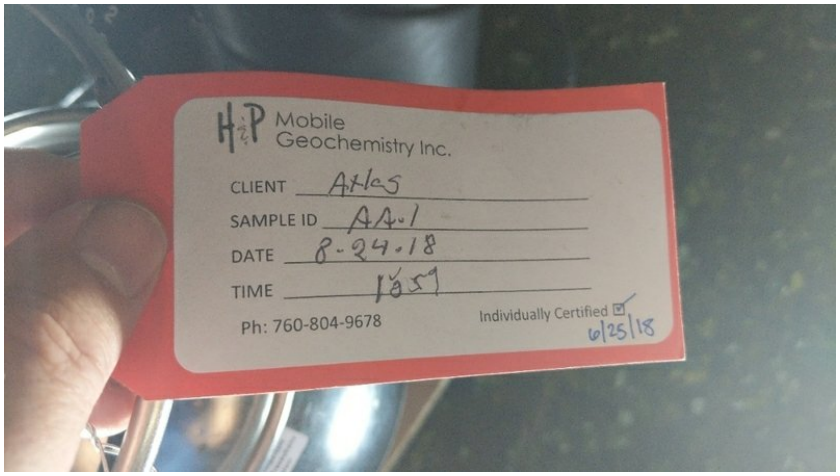
H&P Mobile Geochemistry Inc.
CLIENT Atlas
SAMPLE ID AA-1
DATE 8-24-18
TIME 1857
Ph: 760-804-9678
Individually Certified
6/25/18

AA-2 8-24-18

Sample Collected from Existing Implant	No
Longitude	-83.98254
Latitude	30.839156

Sample ID / Location ID

Soil Vapor Implant Construction

Water Dam Test Completed	No
Helium Leak Test Information	
Sample / Summa Can Information	

Sample Collection

Sample Collected?	Yes
Duplicate Sample Collected?	No
Sample Type	Indoor Air
Other Field Parameters Collected?	No
Indoor or Ambient Air Sample Duration	8-Hour
Laboratory Sample ID	AA-2 8-24-18
Sample Date	2018-08-24
Purge Volume (ml)	0
Shut In Test Completed	Yes
Flow Controller ID	213
Summa Canister ID	501
Beginning Summa Vacuum	30
Ending Summa Vacuum	3
Sample Time Start	23:05
Sample End Time	07:01
Sample Tag Photo	

F213

RESTEK
SilcoCan
With RAVE
Catalog # 27410
Serial # 30262
Air Testing in Progress
Do Not Disturb
Call 770-883-3372 with
Any Questions

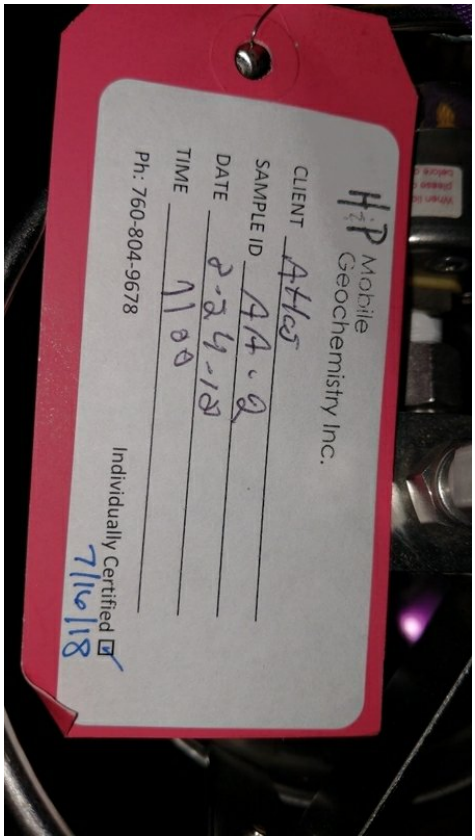

Sample Shipping Information	
Method of Shipping or Delivery	UPS
Scan Shipping Label	1Z93TT618750282212

Signature of Sampler or Installer

Signed 2018-08-25 07:36:29 EDT

Client Signature

Signed 2018-08-25 08:15:16 EDT

Photo of Chain of Custody

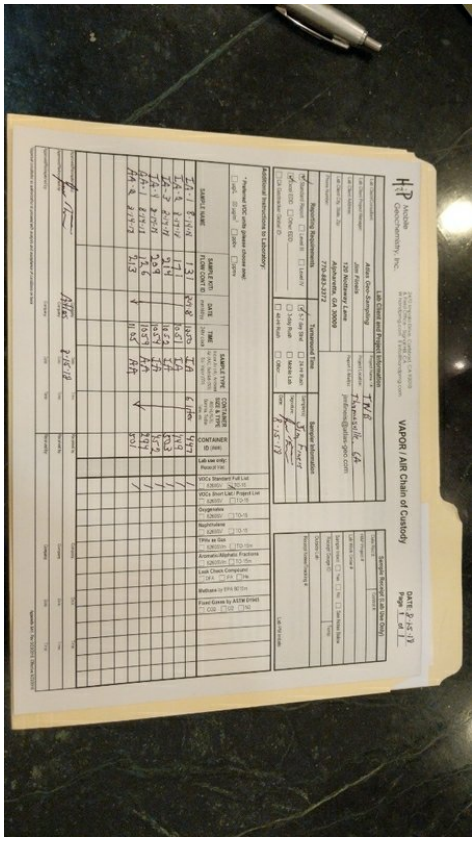
VAPOR / AIR Chain of Custody

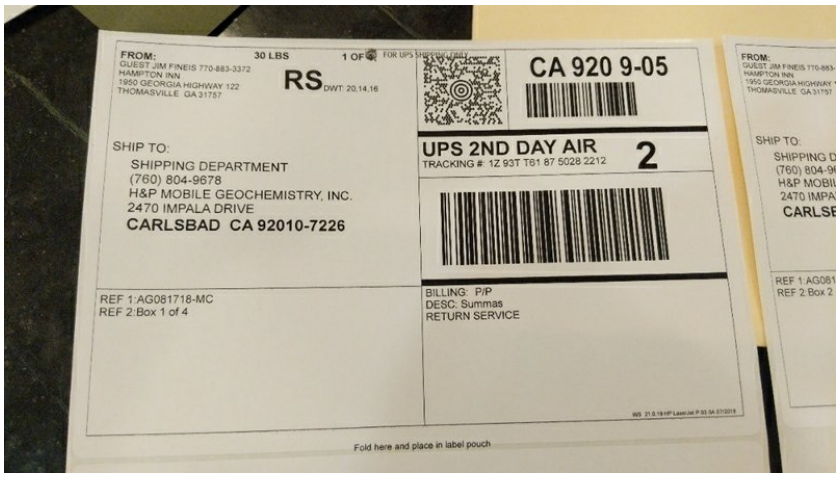
FROM:
GUEST JIM FINEIS 770-883-3372
HAMPTON INN
1950 GEORGIA HIGHWAY 122
THOMASVILLE GA 31757
30 LBS
1 OF
RS
DWT: 20,14,16
CA 920 9-05
SHIP TO:
SHIPPING DEPARTMENT
(760) 804-9678
H&P MOBILE GEOCHEMISTRY, INC.
2470 IMPALA DRIVE
CARLSBAD CA 92010-7226
UPS 2ND DAY AIR
TRACKING #: 1Z 93T T61 87 5028 2212
2
REF 1:AG081718-MC
REF 2:Box 1 of 4
BILLING: P/P
DESC: Summas
RETURN SERVICE
Fold here and place in label pouch

FROM:
GUEST JIM FINEIS 770-883-3372
HAMPTON INN
1950 GEORGIA HIGHWAY 122
THOMASVILLE GA 31757
16 LBS
2 OF
RS
DWT: 20,12,12
CA 920 9-05
SHIP TO:
SHIPPING DEPARTMENT
(760) 804-9678
H&P MOBILE GEOCHEMISTRY, INC.
2470 IMPALA DRIVE
CARLSBAD CA 92010-7226
UPS 2ND DAY AIR
TRACKING #: 1Z 93T T61 87 5147 9820
2
REF 1:AG081718-MC
REF 2:Box 2 of 4
BILLING: P/P
DESC: Summas
RETURN SERVICE
Fold here and place in label pouch

TNB, 2018-08-24

Created	2018-08-24 13:16:11 EDT by Jim Fineis
Updated	2018-08-27 08:13:23 EDT by Jim Fineis
Location	30.83734, -83.9848195
Atlas Geo-Sampling Data Sheets	

Project Information

Project Name	TNB
Client Name	Peachtree
General Weather Conditons	85 degrees and sunny
Client Onsite?	Yes
Onsite Reprsenative	Larry Carter
Job Site Address	322 West Washington Street Thomasville, Georgia 31792
Facility or Location Name	TNB and off-site properties
Project Start Date	2018-08-24
Project End Data	2018-08-26
Atlas / Total Vapor Responsible for Shipping Samples?	Yes
Job Site Photo	



SV-13, SV-13 8-26-18

Sample Collected from Existing Implant	No
Boring Number or ID	SV-13
Longitude	-83.984668
Latitude	30.837498

Sample ID / Location ID

Sample Location Photo

Implant Location (Address or Lat/Long)	322 West Washington Street Thomasville, Georgia 31792

Soil Vapor Implant Construction

Implant Installed	Yes
Installation Date	2018-08-24
Temporary or Permanent Implant	Tempoary
Installation Method	AMS GVP Kit - Borehole Creation
Borehole Diameter in Inches	0.65
Implant Type	Shallow Soil Vapor Sample
Implant Material	Air-stone
Implant Depth in Inches	30
Sand Thickness (")	6
Bentonite Thickness (")	24
Water Dam Test Completed	No
Helium Leak Test Information	

Helium Leak Test Information

Helium Leak Test Performed	Yes
Helium % Start	62
Helium % Final	51
Helium In Implant (PPM or %)	0
Sample / Summa Can Information	

Sample Collection

Sample Collected?	Yes
Duplicate Sample Collected?	No
Sample Type	Sub-slab
Other Field Parameters Collected?	No
Laboratory Sample ID	SV-13 8-26-18
Sample Date	2018-08-26
Purge Volume (ml)	60
Shut In Test Completed	Yes
Flow Controller ID	212
Summa Canister ID	238
Beginning Summa Vacuum	28
Ending Summa Vacuum	0
Sample Time Start	10:00
Sample End Time	10:04
Sample Tag Photo	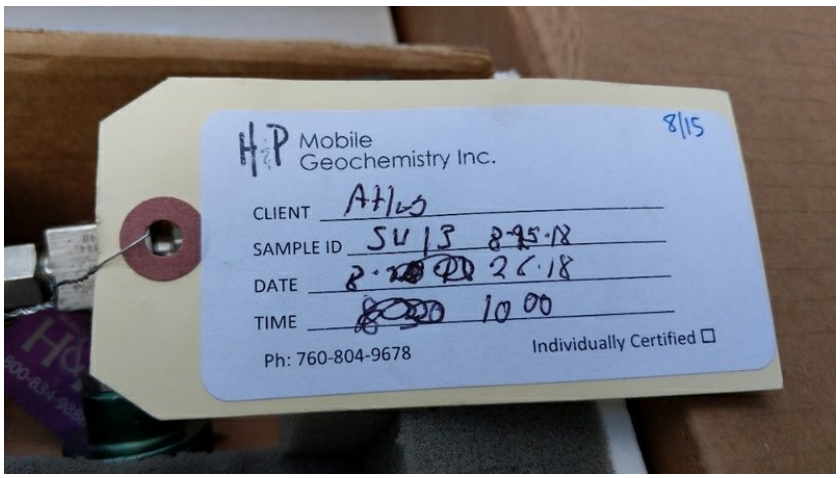

SV-12, SV-12 8-25-18

Sample Collected from Existing Implant	No
Boring Number or ID	SV-12
Longitude	-83.984183
Latitude	30.837766

Sample ID / Location ID

Sample Location Photo

Implant Location (Address or Lat/Long)	322 West Washington Street Thomasville, Georgia 31792

Soil Vapor Implant Construction

Implant Installed	Yes

Installation Date	2018-08-24
Temporary or Permanent Implant	Tempoary
Installation Method	AMS GVP Kit - Borehole Creation
Borehole Diameter in Inches	0.65
Implant Type	Shallow Soil Vapor Sample
Implant Material	Air-stone
Implant Depth in Inches	30
Sand Thickness (")	6
Bentonite Thickness (")	24
Water Dam Test Completed	No
Helium Leak Test Information	

Helium Leak Test Information

Helium Leak Test Performed	Yes
Helium % Start	58
Helium % Final	52
Helium In Implant (PPM or %)	0
Sample / Summa Can Information	

Sample Collection

Sample Collected?	Yes
Duplicate Sample Collected?	No
Sample Type	Soil Vapor
Other Field Parameters Collected?	No
Laboratory Sample ID	SV-12 8-25-18
Sample Date	2018-08-25
Purge Volume (ml)	60
Shut In Test Completed	Yes
Flow Controller ID	186
Summa Canister ID	72
Beginning Summa Vacuum	28
Ending Summa Vacuum	0
Sample Time Start	08:56
Sample End Time	08:59

Sample Tag Photo

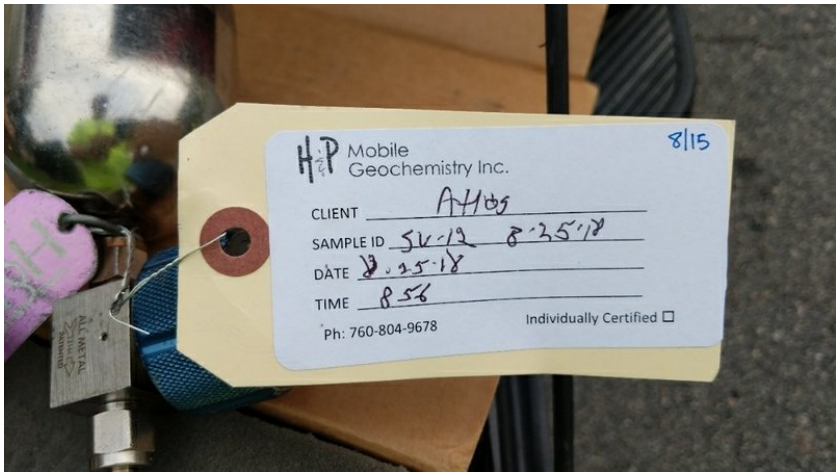

SV-11, SV-11 8-25-18

Sample Collected from Existing Implant	No
Boring Number or ID	SV-11
Longitude	-83.984132
Latitude	30.837966

Sample ID / Location ID

Sample Location Photo

Implant Location (Address or Lat/Long)	303 North Stevens Street Thomasville, Georgia 31792

Soil Vapor Implant Construction

Implant Installed	Yes
Installation Date	2018-08-24
Temporary or Permanent Implant	Tempoary
Installation Method	AMS GVP Kit - Borehole Creation
Borehole Diameter in Inches	0.65
Implant Type	Shallow Soil Vapor Sample
Implant Material	Air-stone
Implant Depth in Inches	30
Sand Thickness (")	6
Bentonite Thickness (")	24
Water Dam Test Completed	No
Helium Leak Test Information	

Helium Leak Test Information

Helium Leak Test Performed	Yes
Helium % Start	59
Helium % Final	52
Helium In Implant (PPM or %)	0
Sample / Summa Can Information	

Sample Collection

Sample Collected?	Yes
Duplicate Sample Collected?	No
Sample Type	Sub-slab
Other Field Parameters Collected?	No
Laboratory Sample ID	SV-11 8-25-18
Sample Date	2018-08-25
Purge Volume (ml)	60
Shut In Test Completed	Yes
Flow Controller ID	207
Summa Canister ID	160
Beginning Summa Vacuum	28
Ending Summa Vacuum	0
Sample Time Start	09:05
Sample End Time	09:09
Sample Tag Photo	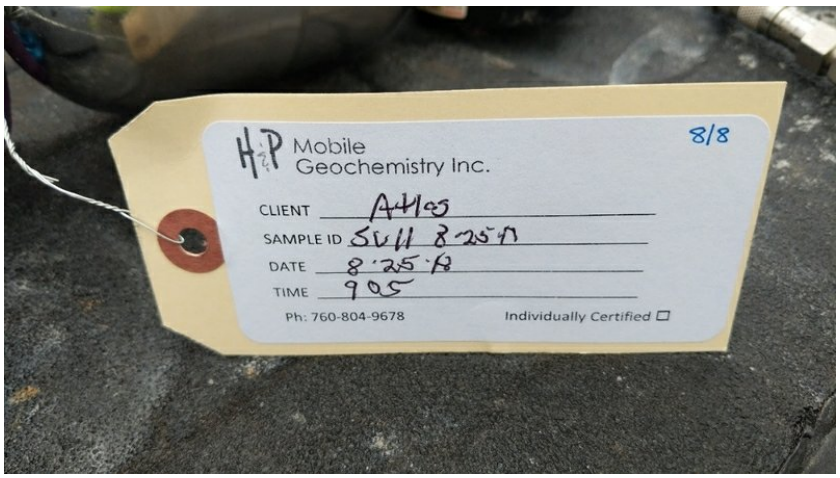

SV-8, SV-6 8-25-18

Sample Collected from Existing Implant	No
Boring Number or ID	SV-8
Longitude	-83.984124
Latitude	30.83842

Sample ID / Location ID

Sample Location Photo

Implant Location (Address or Lat/Long)	300 North Stevens Street Thomasville, Georgia 31792

Soil Vapor Implant Construction

Implant Installed	Yes
Installation Date	2018-08-24
Temporary or Permanent Implant	Tempoary
Installation Method	AMS GVP Kit - Borehole Creation
Borehole Diameter in Inches	0.65
Implant Type	Shallow Soil Vapor Sample
Implant Material	Air-stone
Implant Depth in Inches	30
Sand Thickness (")	6
Bentonite Thickness (")	24
Water Dam Test Completed	No
Helium Leak Test Information	

Helium Leak Test Information

Helium Leak Test Performed	Yes
Helium % Start	53
Helium % Final	45
Helium In Implant (PPM or %)	0
Sample / Summa Can Information	

Sample Collection

Sample Collected?	Yes
Duplicate Sample Collected?	No
Sample Type	Soil Vapor
Other Field Parameters Collected?	No
Laboratory Sample ID	SV-6 8-25-18
Sample Date	2018-08-25
Purge Volume (ml)	60
Shut In Test Completed	Yes
Flow Controller ID	137
Summa Canister ID	316
Beginning Summa Vacuum	29
Ending Summa Vacuum	0
Sample Time Start	10:13
Sample End Time	10:18
Sample Tag Photo	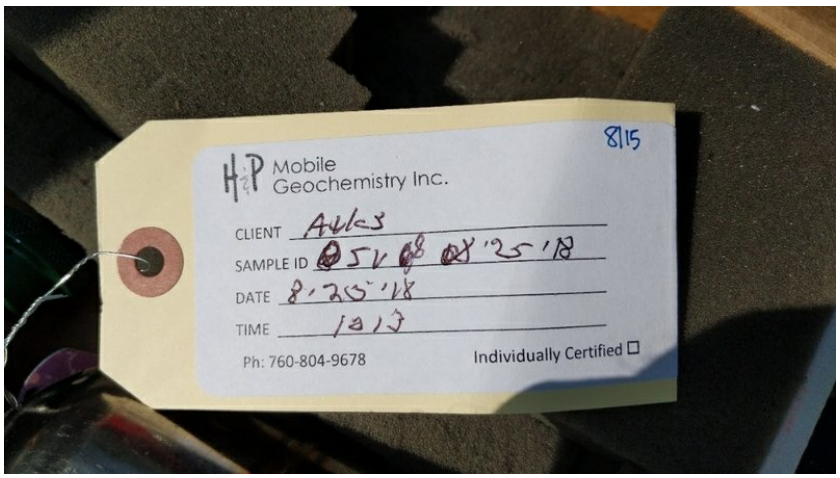

SV-9, SV-9 8-25-18

Sample Collected from Existing Implant	No
Boring Number or ID	SV-9
Longitude	-83.983759
Latitude	30.838146

Sample ID / Location ID

Sample Location Photo

Implant Location (Address or Lat/Long)	200 West Washington Street Thomasville, Georgia 31792

Soil Vapor Implant Construction

Implant Installed	Yes
Installation Date	2018-08-24
Temporary or Permanent Implant	Tempoary
Installation Method	AMS GVP Kit - Borehole Creation
Borehole Diameter in Inches	0.65
Implant Type	Shallow Soil Vapor Sample
Implant Material	Air-stone
Implant Depth in Inches	30
Sand Thickness (")	6
Bentonite Thickness (")	24
Water Dam Test Completed	No
Helium Leak Test Information	

Helium Leak Test Information

Helium Leak Test Performed	Yes
Helium % Start	56
Helium % Final	51
Helium In Implant (PPM or %)	0
Sample / Summa Can Information	

Sample Collection

Sample Collected?	Yes
Duplicate Sample Collected?	No
Sample Type	Soil Vapor
Other Field Parameters Collected?	No
Laboratory Sample ID	SV-9 8-25-18
Sample Date	2018-08-25
Purge Volume (ml)	60
Shut In Test Completed	Yes
Flow Controller ID	301
Summa Canister ID	76
Beginning Summa Vacuum	30
Ending Summa Vacuum	0
Sample Time Start	10:55
Sample End Time	10:59
Sample Tag Photo	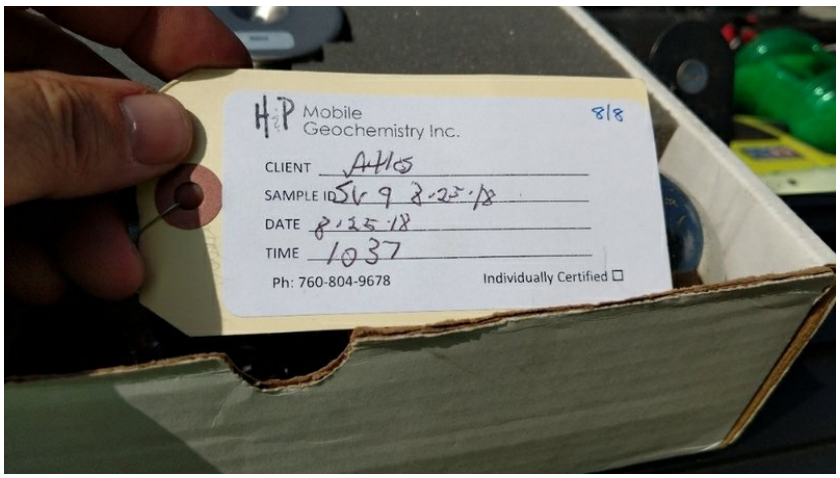

SV-10, SV-10 8-25-18

Sample Collected from Existing Implant	No
Boring Number or ID	SV-10
Longitude	-83.982925
Latitude	30.838285

Sample ID / Location ID

Sample Location Photo

Implant Location (Address or Lat/Long)	200 West Washington Street Thomasville, Georgia 31792

Soil Vapor Implant Construction

Implant Installed	Yes
Installation Date	2018-08-24
Temporary or Permanent Implant	Tempoary
Installation Method	AMS GVP Kit - Borehole Creation
Borehole Diameter in Inches	0.65
Implant Type	Shallow Soil Vapor Sample
Implant Material	Air-stone
Implant Depth in Inches	30
Sand Thickness (")	6
Bentonite Thickness (")	24
Water Dam Test Completed	No
Helium Leak Test Information	

Helium Leak Test Information

Helium Leak Test Performed	Yes
Helium % Start	62
Helium % Final	58
Helium In Implant (PPM or %)	0
Sample / Summa Can Information	

Sample Collection

Sample Collected?	Yes
Duplicate Sample Collected?	No
Sample Type	Soil Vapor
Other Field Parameters Collected?	No
Laboratory Sample ID	SV-10 8-25-18
Sample Date	2018-08-14
Purge Volume (ml)	60
Shut In Test Completed	Yes
Flow Controller ID	276
Summa Canister ID	76
Beginning Summa Vacuum	28
Ending Summa Vacuum	0
Sample Time Start	10:55
Sample End Time	14:18
Sample Tag Photo	

SV-5, SV-5 8-25-18

Sample Collected from Existing Implant	No
Boring Number or ID	SV-5
Longitude	-83.982703
Latitude	30.838507

Sample ID / Location ID

Sample Location Photo

Implant Location (Address or Lat/Long)	201 Georgia 38 Business Thomasville, Georgia 31792

Soil Vapor Implant Construction

Implant Installed	Yes

Installation Date	2018-08-24
Temporary or Permanent Implant	Tempoary
Installation Method	AMS GVP Kit - Borehole Creation
Borehole Diameter in Inches	0.65
Implant Type	Shallow Soil Vapor Sample
Implant Material	Air-stone
Implant Depth in Inches	30
Sand Thickness (")	6
Bentonite Thickness (")	24
Water Dam Test Completed	No
Helium Leak Test Information	

Helium Leak Test Information

Helium Leak Test Performed	Yes
Helium % Start	58
Helium % Final	51
Helium In Implant (PPM or %)	0
Sample / Summa Can Information	

Sample Collection

Sample Collected?	Yes
Duplicate Sample Collected?	No
Sample Type	Soil Vapor
Other Field Parameters Collected?	No
Laboratory Sample ID	SV-5 8-25-18
Sample Date	2018-08-14
Purge Volume (ml)	60
Shut In Test Completed	Yes
Flow Controller ID	258
Summa Canister ID	63
Beginning Summa Vacuum	29
Ending Summa Vacuum	0
Sample Time Start	11:10
Sample End Time	11:14

Sample Tag Photo

SV-6, SV-6 8-25-18

Sample Collected from Existing Implant	No
Boring Number or ID	SV-6
Longitude	-83.982956
Latitude	30.838886

Sample ID / Location ID

Sample Location Photo

Implant Location (Address or Lat/Long)	203 Georgia 38 Business Thomasville, Georgia 31792

Soil Vapor Implant Construction

Implant Installed	Yes
Installation Date	2018-08-24
Temporary or Permanent Implant	Tempoary
Installation Method	AMS GVP Kit - Borehole Creation
Borehole Diameter in Inches	0.65
Implant Type	Shallow Soil Vapor Sample
Implant Material	Air-stone
Implant Depth in Inches	30
Sand Thickness (")	6
Bentonite Thickness (")	24
Water Dam Test Completed	No
Helium Leak Test Information	

Helium Leak Test Information

Helium Leak Test Performed	Yes
Helium % Start	62
Helium % Final	54
Helium In Implant (PPM or %)	0
Sample / Summa Can Information	

Sample Collection

Sample Collected?	Yes
Duplicate Sample Collected?	No
Sample Type	Soil Vapor
Other Field Parameters Collected?	No
Laboratory Sample ID	SV-6 8-25-18
Sample Date	2018-08-25
Purge Volume (ml)	60
Shut In Test Completed	Yes
Flow Controller ID	299
Summa Canister ID	45
Beginning Summa Vacuum	29
Ending Summa Vacuum	0
Sample Time Start	11:25
Sample End Time	11:30
Sample Tag Photo	

SV-7, SV-7 8-25-18

Sample Collected from Existing Implant	No
Boring Number or ID	SV-7
Longitude	-83.983412
Latitude	30.839403

Sample ID / Location ID

Sample Location Photo

Implant Location (Address or Lat/Long)	325 Georgia 38 Business Thomasville, Georgia 31792

Soil Vapor Implant Construction

Implant Installed	Yes
Installation Date	2018-08-24
Temporary or Permanent Implant	Tempoary
Installation Method	AMS GVP Kit - Borehole Creation
Borehole Diameter in Inches	0.65
Implant Type	Shallow Soil Vapor Sample
Implant Material	Air-stone
Implant Depth in Inches	30
Sand Thickness (")	6
Bentonite Thickness (")	24
Water Dam Test Completed	No
Helium Leak Test Information	

Helium Leak Test Information

Helium Leak Test Performed	Yes
Helium % Start	52
Helium % Final	46
Helium In Implant (PPM or %)	0
Sample / Summa Can Information	

Sample Collection

Sample Collected?	Yes
Duplicate Sample Collected?	No
Sample Type	Soil Vapor
Other Field Parameters Collected?	No
Laboratory Sample ID	SV-7 8-25-18
Sample Date	2018-08-25
Purge Volume (ml)	60
Shut In Test Completed	Yes
Flow Controller ID	158
Summa Canister ID	119
Beginning Summa Vacuum	30
Ending Summa Vacuum	0
Sample Time Start	11:40
Sample End Time	14:44
Sample Tag Photo	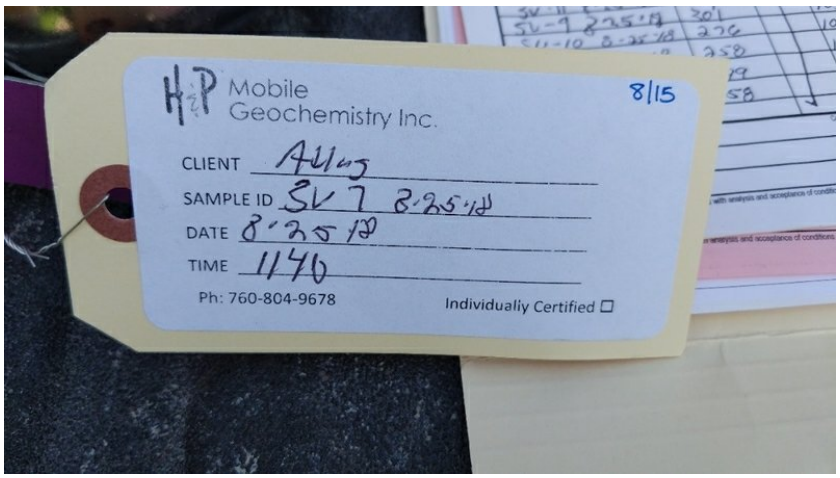

SV-4, SV-4 8-25-18

Sample Collected from Existing Implant	No
Boring Number or ID	SV-4
Longitude	-83.982042
Latitude	30.838881

Sample ID / Location ID

Sample Location Photo

Implant Location (Address or Lat/Long)	215 North Broad Street Thomasville, Georgia 31792

Soil Vapor Implant Construction

Implant Installed	Yes
Installation Date	2018-08-24
Temporary or Permanent Implant	Tempoary
Installation Method	AMS GVP Kit - Borehole Creation
Borehole Diameter in Inches	0.65
Implant Type	Shallow Soil Vapor Sample
Implant Material	Air-stone
Implant Depth in Inches	30
Sand Thickness (")	6
Bentonite Thickness (")	24
Water Dam Test Completed	No
Helium Leak Test Information	

Helium Leak Test Information

Helium Leak Test Performed	Yes
Helium % Start	52
Helium % Final	39
Helium In Implant (PPM or %)	0
Sample / Summa Can Information	

Sample Collection

Sample Collected?	Yes
Duplicate Sample Collected?	No
Sample Type	Soil Vapor
Other Field Parameters Collected?	No
Laboratory Sample ID	SV-4 8-25-18
Sample Date	2018-08-25
Purge Volume (ml)	60
Shut In Test Completed	Yes
Flow Controller ID	175
Summa Canister ID	3
Beginning Summa Vacuum	28
Ending Summa Vacuum	0
Sample Time Start	15:15
Sample End Time	15:18

SV-2, SV-2 8-25-18

Sample Collected from Existing Implant	No
Boring Number or ID	SV-2
Longitude	-83.981772
Latitude	30.839462

Sample ID / Location ID

Sample Location Photo

Implant Location (Address or Lat/Long)	111 East Washington Street Thomasville, Georgia 31792

Soil Vapor Implant Construction

Implant Installed	Yes
Installation Date	2018-08-24
Temporary or Permanent Implant	Tempoary
Installation Method	AMS GVP Kit - Borehole Creation
Borehole Diameter in Inches	0.65
Implant Type	Shallow Soil Vapor Sample
Implant Material	Air-stone
Implant Depth in Inches	30
Sand Thickness (")	6
Bentonite Thickness (")	24
Water Dam Test Completed	No
Helium Leak Test Information	

Helium Leak Test Information

Helium Leak Test Performed	Yes
Helium % Start	62
Helium % Final	52
Helium In Implant (PPM or %)	0
Sample / Summa Can Information	

Sample Collection

Sample Collected?	Yes
Duplicate Sample Collected?	No
Sample Type	Soil Vapor
Other Field Parameters Collected?	No
Laboratory Sample ID	SV-2 8-25-18
Sample Date	2018-08-14
Purge Volume (ml)	60
Shut In Test Completed	Yes
Flow Controller ID	235
Summa Canister ID	69
Beginning Summa Vacuum	30
Ending Summa Vacuum	0
Sample Time Start	14:50
Sample End Time	14:56

SV-1, SV-1 8-25-18

Sample Collected from Existing Implant	No
Boring Number or ID	SV-1
Longitude	-83.9821
Latitude	30.839699

Sample ID / Location ID

Sample Location Photo

Implant Location (Address or Lat/Long)	306 North Broad Street Thomasville, Georgia 31792

Soil Vapor Implant Construction

Implant Installed	Yes
Installation Date	2018-08-24
Temporary or Permanent Implant	Tempoary
Installation Method	AMS GVP Kit - Borehole Creation
Borehole Diameter in Inches	0.65
Implant Type	Shallow Soil Vapor Sample
Implant Material	Air-stone
Implant Depth in Inches	30
Sand Thickness (")	6
Bentonite Thickness (")	24
Water Dam Test Completed	No
Helium Leak Test Information	

Helium Leak Test Information

Helium Leak Test Performed	Yes
Helium % Start	63
Helium % Final	52
Helium In Implant (PPM or %)	0
Sample / Summa Can Information	

Sample Collection

Sample Collected?	Yes
Duplicate Sample Collected?	No
Sample Type	Soil Vapor
Other Field Parameters Collected?	No
Laboratory Sample ID	SV-1 8-25-18
Sample Date	2018-08-25
Purge Volume (ml)	60
Shut In Test Completed	Yes
Flow Controller ID	190
Summa Canister ID	12
Beginning Summa Vacuum	28
Ending Summa Vacuum	0
Sample Time Start	15:05
Sample End Time	15:09

SV-3, SV-3 8-26-18

Sample Collected from Existing Implant	No
Boring Number or ID	SV-3
Longitude	-83.982759
Latitude	30.8396

Sample ID / Location ID

Sample Location Photo

Implant Location (Address or Lat/Long)	326 North Madison Street Thomasville, Georgia 31792

Soil Vapor Implant Construction

Implant Installed	Yes
Installation Date	2018-08-24
Temporary or Permanent Implant	Tempoary
Installation Method	AMS GVP Kit - Borehole Creation
Borehole Diameter in Inches	0.65
Implant Type	Shallow Soil Vapor Sample
Implant Material	Air-stone
Implant Depth in Inches	30
Sand Thickness (")	6
Bentonite Thickness (")	24
Water Dam Test Completed	No
Helium Leak Test Information	

Helium Leak Test Information

Helium Leak Test Performed	Yes
Helium % Start	53
Helium % Final	47
Helium In Implant (PPM or %)	0
Sample / Summa Can Information	

Sample Collection

Sample Collected?	Yes
Duplicate Sample Collected?	No
Sample Type	Soil Vapor
Other Field Parameters Collected?	No
Laboratory Sample ID	SV-3 8-26-18
Sample Date	2018-08-14
Purge Volume (ml)	60
Shut In Test Completed	Yes
Flow Controller ID	281
Summa Canister ID	59
Beginning Summa Vacuum	28
Ending Summa Vacuum	0
Sample Time Start	09:35
Sample End Time	09:41
Sample Tag Photo	

Sample Shipping Information

Method of Shipping or Delivery	UPS
Scan Shipping Label	1Z93TT618750764648

Signature of Sampler or Installer

Signed 2018-08-26 10:30:17 EDT

Client Signature

Signed 2018-08-26 10:27:00 EDT

Photo of Chain of Custody

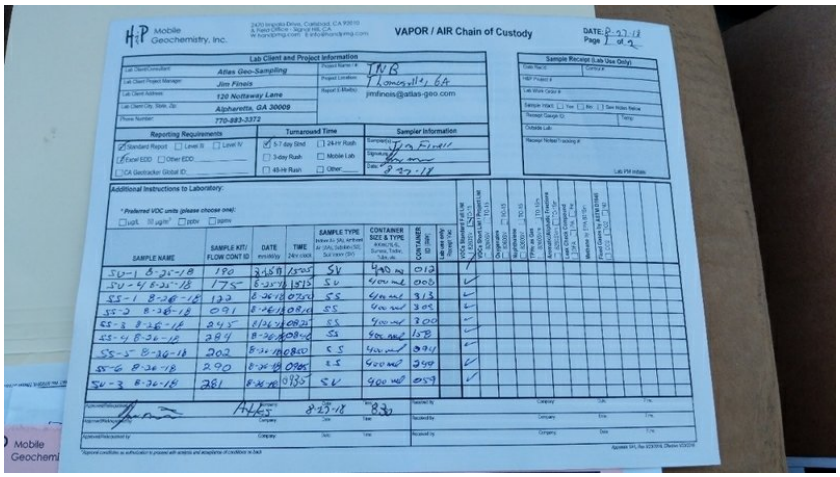

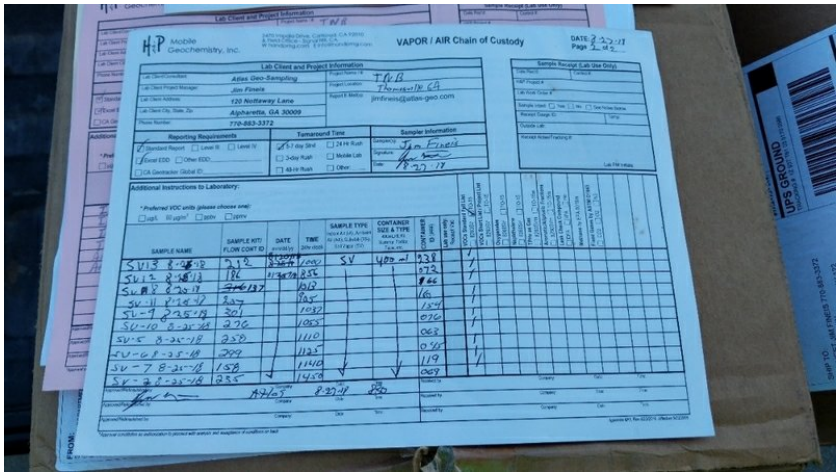

TNB, 2018-08-25

Created	2018-08-26 07:40:42 EDT by Jim Fineis
Updated	2018-08-27 08:13:42 EDT by Jim Fineis
Location	30.8392817, -83.982471
Atlas Geo-Sampling Data Sheets	

Project Information

Project Name	TNB
Client Name	Peachtree
General Weather Conditons	70 degrees and sunny
Client Onsite?	Yes
Onsite Reprsenative	Larry Carter
Job Site Address	301 North Broad Street Thomasville, Georgia 31792
Facility or Location Name	Thomsaville National Bank
Project Start Date	2018-08-25
Project End Data	2018-08-26
Atlas / Total Vapor Responsible for Shipping Samples?	Yes
Job Site Photo	



SS-1 8-26-18, SS-1

Sample Collected from Existing Implant	No
Boring Number or ID	SS-1 8-26-18
Longitude	-83.982513
Latitude	30.839259

Sample ID / Location ID

Sample Location Photo

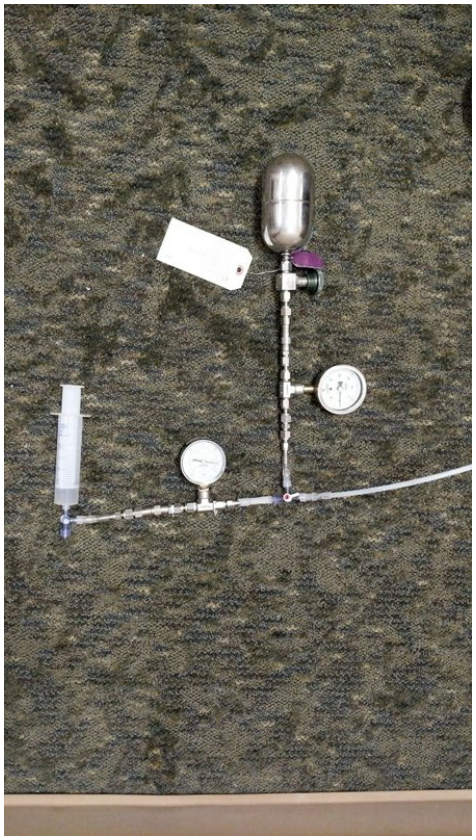



Implant Location (Address or Lat/Long)	301 North Broad Street Thomasville, Georgia 31792

Soil Vapor Implant Construction

Implant Installed	Yes
Installation Date	2018-08-25
Temporary or Permanent Implant	Permanent
Installation Method	Hammer Drill (sub-slab)
Borehole Diameter in Inches	1.25
Implant Type	Sub-Slab Sample
Implant Material	Stainless Steel
Implant Depth in Inches	6
Concrete Slab Thickness (")	3
Sand Thickness (")	2
Bentonite Thickness (")	3
Water Dam Test Completed	No
Helium Leak Test Information	

Helium Leak Test Information

Helium Leak Test Performed	Yes
Helium % Start	53
Helium % Final	47
Helium In Implant (PPM or %)	0
Sample / Summa Can Information	

Sample Collection

Sample Collected?	Yes
Duplicate Sample Collected?	No
Sample Type	Sub-slab
Other Field Parameters Collected?	No
Laboratory Sample ID	SS-1
Sample Date	2018-08-25
Purge Volume (ml)	60
Shut In Test Completed	Yes
Flow Controller ID	122
Summa Canister ID	313
Beginning Summa Vacuum	29
Ending Summa Vacuum	0
Sample Time Start	07:50
Sample End Time	07:54
Sample Tag Photo	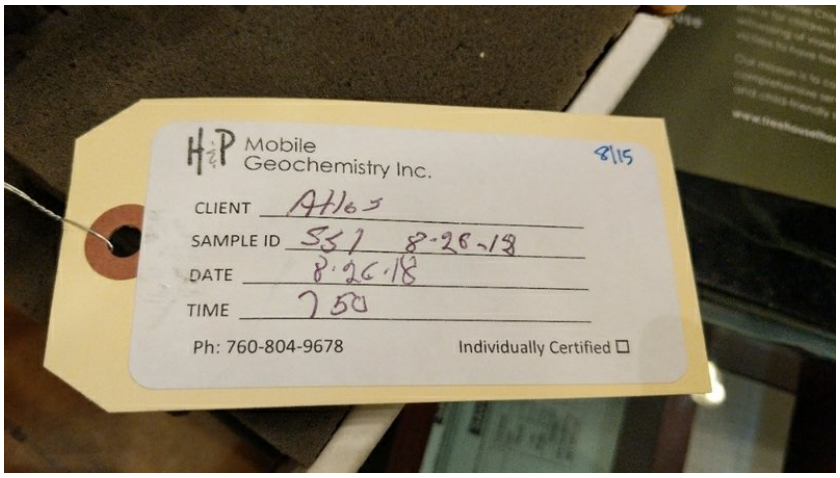

SS-2, SS-1 8-26-18

Sample Collected from Existing Implant	No
Boring Number or ID	SS-2
Longitude	-83.982737
Latitude	30.839164

Sample ID / Location ID

Sample Location Photo



Implant Location (Address or Lat/Long)	301 North Broad Street Thomasville, Georgia 31792

Soil Vapor Implant Construction

Implant Installed	Yes
Installation Date	2018-08-25
Temporary or Permanent Implant	Permanent
Installation Method	Hammer Drill (sub-slab)
Borehole Diameter in Inches	1.25
Implant Type	Sub-Slab Sample
Implant Material	Stainless Steel
Implant Depth in Inches	6
Concrete Slab Thickness (")	3
Sand Thickness (")	2
Bentonite Thickness (")	3
Water Dam Test Completed	No
Helium Leak Test Information	

Helium Leak Test Information

Helium Leak Test Performed	Yes
Helium % Start	63
Helium % Final	54
Helium In Implant (PPM or %)	0
Sample / Summa Can Information	

Sample Collection

Sample Collected?	Yes
Duplicate Sample Collected?	No
Sample Type	Sub-slab
Other Field Parameters Collected?	No
Laboratory Sample ID	SS-1 8-26-18
Sample Date	2018-08-25
Purge Volume (ml)	60
Shut In Test Completed	Yes
Flow Controller ID	91
Summa Canister ID	303
Beginning Summa Vacuum	28
Ending Summa Vacuum	0
Sample Time Start	08:10
Sample End Time	08:13
Sample Tag Photo	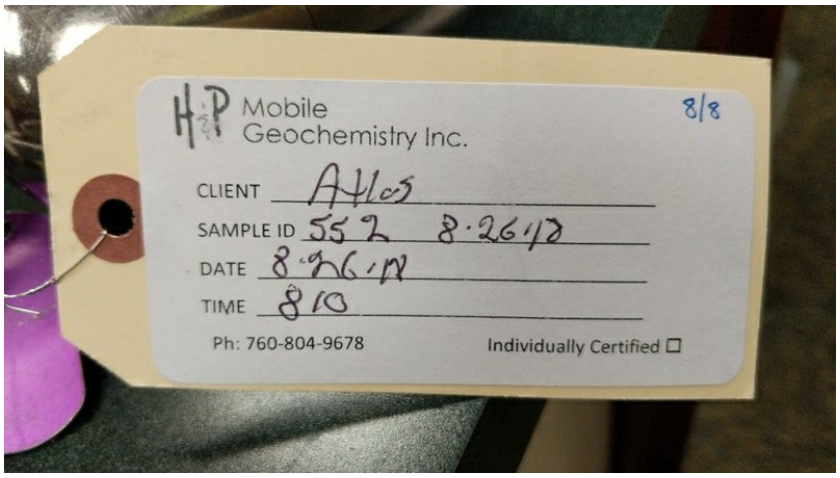

SS-3, SS-3 8-26-18

Sample Collected from Existing Implant	No
Boring Number or ID	SS-3
Longitude	-83.982533
Latitude	30.839216

Sample ID / Location ID

Sample Location Photo



Implant Location (Address or Lat/Long)	301 North Broad Street Thomasville, Georgia 31792

Soil Vapor Implant Construction

Implant Installed	Yes
Installation Date	2018-08-25
Temporary or Permanent Implant	Permanent
Installation Method	Hammer Drill (sub-slab)
Borehole Diameter in Inches	1.25
Implant Type	Sub-Slab Sample
Implant Material	Stainless Steel
Implant Depth in Inches	6
Concrete Slab Thickness (")	3
Sand Thickness (")	2
Bentonite Thickness (")	4
Water Dam Test Completed	No

Helium Leak Test Information

Helium Leak Test Performed	Yes
Helium % Start	62
Helium % Final	52
Helium In Implant (PPM or %)	0
Sample / Summa Can Information	

Sample Collection

Sample Collected?	Yes
Duplicate Sample Collected?	No
Sample Type	Sub-slab
Other Field Parameters Collected?	No
Laboratory Sample ID	SS-3 8-26-18
Sample Date	2018-08-25
Purge Volume (ml)	60
Shut In Test Completed	Yes
Flow Controller ID	245
Summa Canister ID	300
Beginning Summa Vacuum	28
Ending Summa Vacuum	0
Sample Time Start	08:25
Sample End Time	08:28
Sample Tag Photo	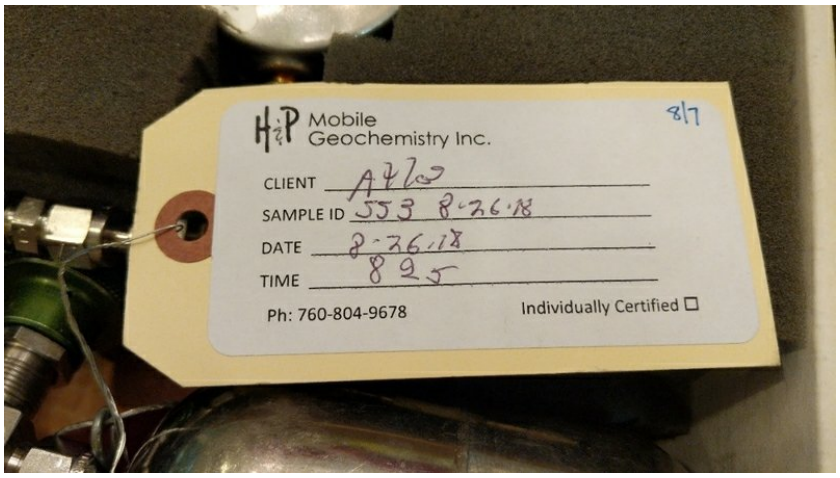

SS-4, SS-4 8-26-18

Sample Collected from Existing Implant	No
Boring Number or ID	SS-4
Longitude	-83.982533
Latitude	30.839216

Sample ID / Location ID

Sample Location Photo



Implant Location (Address or Lat/Long)	301 North Broad Street Thomasville, Georgia 31792

Soil Vapor Implant Construction

Implant Installed	Yes
Installation Date	2018-08-25
Temporary or Permanent Implant	Permanent
Installation Method	Hammer Drill (sub-slab)
Borehole Diameter in Inches	1.25
Implant Type	Sub-Slab Sample
Implant Material	Stainless Steel
Implant Depth in Inches	6
Concrete Slab Thickness (")	3
Sand Thickness (")	2
Bentonite Thickness (")	4
Water Dam Test Completed	No

Helium Leak Test Information

Helium Leak Test Performed	Yes
Helium % Start	62
Helium % Final	53
Helium In Implant (PPM or %)	0
Sample / Summa Can Information	

Sample Collection

Sample Collected?	Yes
Duplicate Sample Collected?	No
Sample Type	Sub-slab
Other Field Parameters Collected?	No
Laboratory Sample ID	SS-4 8-26-18
Sample Date	2018-08-25
Purge Volume (ml)	60
Shut In Test Completed	Yes
Flow Controller ID	284
Summa Canister ID	158
Beginning Summa Vacuum	28
Ending Summa Vacuum	0
Sample Time Start	08:40
Sample End Time	08:45

SS-5, SS-5 8-26-18

Sample Collected from Existing Implant	No
Boring Number or ID	SS-5
Longitude	-83.982487
Latitude	30.839242

Sample ID / Location ID

Sample Location Photo

Implant Location (Address or Lat/Long)	301 North Broad Street Thomasville, Georgia 31792

Soil Vapor Implant Construction

Implant Installed	Yes
Installation Date	2018-08-25
Temporary or Permanent Implant	Permanent
Installation Method	Hammer Drill (sub-slab)
Borehole Diameter in Inches	1.25
Implant Type	Sub-Slab Sample
Implant Material	Stainless Steel
Implant Depth in Inches	6
Concrete Slab Thickness (")	3
Sand Thickness (")	2
Bentonite Thickness (")	4
Water Dam Test Completed	No

Helium Leak Test Information

Helium Leak Test Performed	Yes
Helium % Start	62
Helium % Final	54
Helium In Implant (PPM or %)	0
Sample / Summa Can Information	

Sample Collection

Sample Collected?	Yes
Duplicate Sample Collected?	No
Sample Type	Sub-slab
Other Field Parameters Collected?	No
Laboratory Sample ID	SS-5 8-26-18
Sample Date	2018-08-25
Purge Volume (ml)	60
Shut In Test Completed	Yes
Flow Controller ID	202
Summa Canister ID	94
Beginning Summa Vacuum	28
Ending Summa Vacuum	0
Sample Time Start	08:55
Sample End Time	08:59
Sample Tag Photo	

SS-6, SS-6 8-26-18

Sample Collected from Existing Implant	No
Boring Number or ID	SS-6
Longitude	-83.982488
Latitude	30.839257

Sample ID / Location ID

Sample Location Photo

Implant Location (Address or Lat/Long)	301 North Broad Street Thomasville, Georgia 31792

Soil Vapor Implant Construction

Implant Installed	Yes
Installation Date	2018-08-25
Temporary or Permanent Implant	Permanent
Installation Method	Hammer Drill (sub-slab)
Borehole Diameter in Inches	1.25
Implant Type	Sub-Slab Sample
Implant Material	Stainless Steel
Implant Depth in Inches	6
Concrete Slab Thickness (")	2
Sand Thickness (")	3
Bentonite Thickness (")	3
Water Dam Test Completed	No
Helium Leak Test Information	

Helium Leak Test Information

Helium Leak Test Performed	Yes
Helium % Start	61
Helium % Final	52
Helium In Implant (PPM or %)	0
Sample / Summa Can Information	

Sample Collection

Sample Collected?	Yes
Duplicate Sample Collected?	No
Sample Type	Sub-slab
Other Field Parameters Collected?	No
Laboratory Sample ID	SS-6 8-26-18
Sample Date	2018-08-25
Purge Volume (ml)	60
Shut In Test Completed	Yes
Flow Controller ID	290
Summa Canister ID	249
Beginning Summa Vacuum	29
Ending Summa Vacuum	0
Sample Time Start	09:05
Sample End Time	09:09
Sample Tag Photo	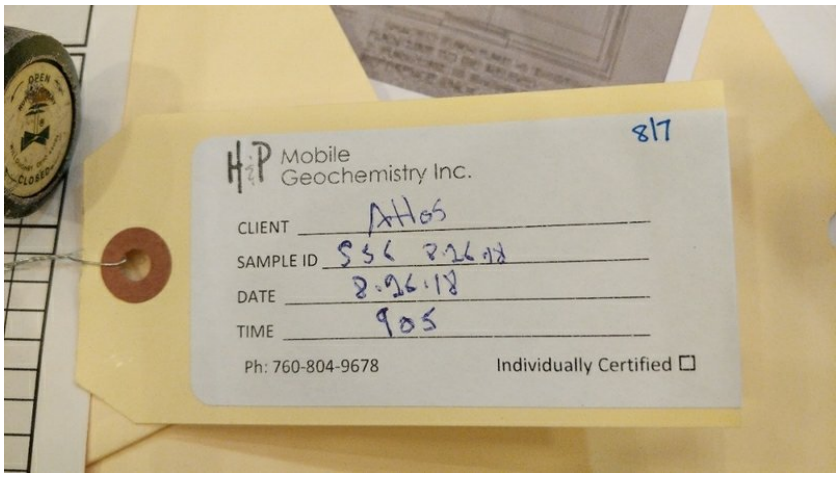

Sample Shipping Information	
Method of Shipping or Delivery	UPS
Scan Shipping Label	1Z93TT618751352635
Signature of Sampler or Installer	

Signed 2018-08-26 10:29:38 EDT

Client Signature

Signed 2018-08-26 10:27:24 EDT

Photo of Chain of Custody

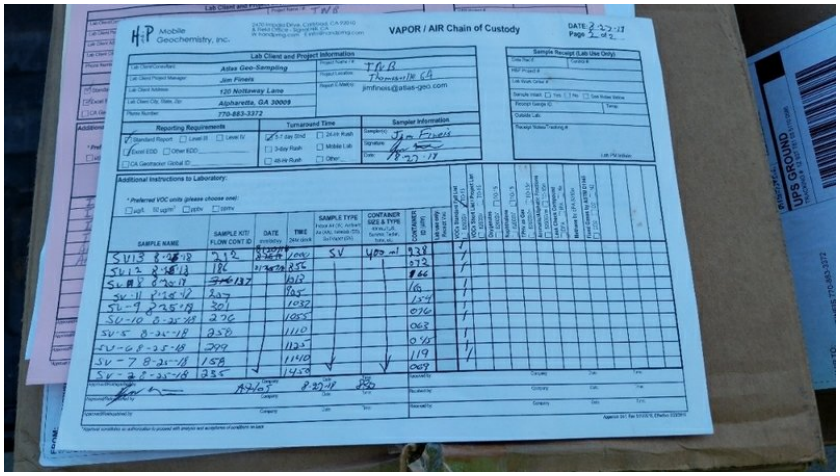

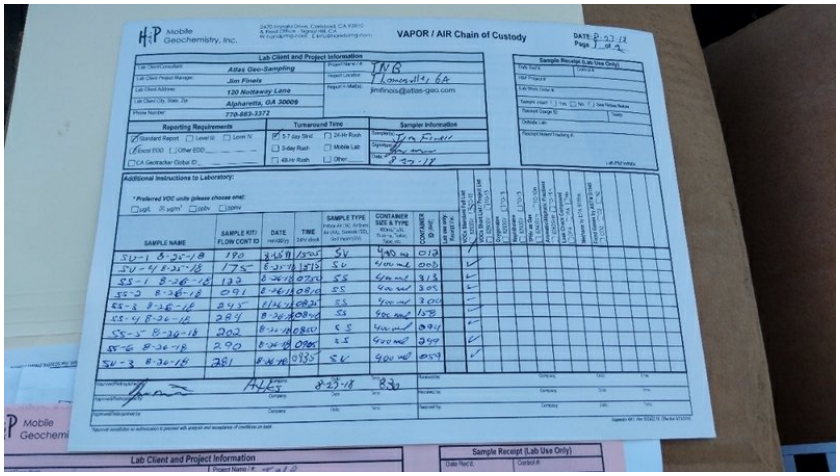

Appendix IV
VISL Output Results

*** Inputted values different from Commercial defaults are highlighted.**
Output generated 20SEP2018:20:26:16

Variable	Commercial Air Default Value	Value
AF_{gw} (Attenuation Factor Groundwater) unitless	0.001	0.001
AF_{ss} (Attenuation Factor Sub-Slab) unitless	0.03	0.03
AT_w (averaging time - composite worker)	365	365
ED_w (exposure duration - composite worker) yr	25	25
EF_w (exposure frequency - composite worker) day/yr	250	250
ET_w (exposure time - composite worker) hr	8	8
THQ (target hazard quotient) unitless	0.1	1
LT (lifetime) yr	70	70
TR (target risk) unitless	1.0E-06	1.0E-05

Commercial Vapor Intrusion Screening Levels (VISL)
<a href= \/guide.html#Table1 User's Guide Variable References

Output generated 20SEP2018:20:26:16

Chemical	CAS Number	Does the chemical meet the definition for volatility? (HLC>1E-5 or VP>1)	Does the chemical have inhalation toxicity data? (IUR and/or RfC)	Is Chemical Sufficiently Volatile and Toxic to Pose Inhalation Risk Via Vapor Intrusion from Soil Source? (C_{vp} > $C_{i,a}$,Target?)	Is Chemical Sufficiently Volatile and Toxic to Pose Inhalation Risk Via Vapor Intrusion from Groundwater Source? (C_{hc} > $C_{i,a}$,Target?)	Target Indoor Air Concentration (TCR=1E-05 or THQ=1) MIN($C_{ia,c}$,$C_{ia,nc}$) ($\mu g/m^3$)	Toxicity Basis
Benzene	71-43-2	Yes	Yes	Yes	Yes	1.57E+01	CA
Carbon Tetrachloride	56-23-5	Yes	Yes	Yes	Yes	2.04E+01	CA
Chloroform	67-66-3	Yes	Yes	Yes	Yes	5.33E+00	CA
Chloromethane	74-87-3	Yes	Yes	Yes	Yes	3.94E+02	NC
Dichloroethane, 1,2-	107-06-2	Yes	Yes	Yes	Yes	4.72E+00	CA
Methyl Ethyl Ketone (2-Butanone)	78-93-3	Yes	Yes	Yes	Yes	2.19E+04	NC
Methylene Chloride	75-09-2	Yes	Yes	Yes	Yes	2.63E+03	NC
Styrene	100-42-5	Yes	Yes	Yes	Yes	4.38E+03	NC
Tetrachloroethylene	127-18-4	Yes	Yes	Yes	Yes	1.75E+02	NC
Toluene	108-88-3	Yes	Yes	Yes	Yes	2.19E+04	NC
Trichlorobenzene, 1,2,4-	120-82-1	Yes	Yes	Yes	Yes	8.76E+00	NC
Xylenes	1330-20-7	Yes	Yes	Yes	Yes	4.38E+02	NC

Commercial Vapor Intrusion Screening Levels (VISL)
<a href= \/guide.html#Table1 ➡ User's Guide Variable References

Output generated 20SEP2018:20:26:16

Chemical	Target Sub-Slab and Near-source Soil Gas Concentration (TCR=1E-05 or THQ=1) C_{sg},Target (µg/m³)	Target Groundwater Concentration (TCR=1E-05 or THQ=1) C_{gw},Target (µg/L)	Is Target Groundwater Concentration < MCL? (C_{gw} < MCL?)	Pure Phase Vapor Concentration C_{vp}\ (25 ℃)\ (µg/m³)	Maximum Groundwater Vapor Concentration C_{hc}\ (µg/m³)	Temperature for Maximum Groundwater Vapor Concentration (℃)
Benzene	5.24E+02	6.93E+01	No (5)	3.98E+08	4.06E+08	25
Carbon Tetrachloride	6.81E+02	1.81E+01	No (5)	9.51E+08	8.95E+08	25
Chloroform	1.78E+02	3.55E+01	Yes (80)	1.26E+09	1.19E+09	25
Chloromethane	1.31E+04	1.09E+03	--	1.17E+10	1.92E+09	25
Dichloroethane, 1,2-	1.57E+02	9.78E+01	No (5)	4.20E+08	4.15E+08	25
Methyl Ethyl Ketone (2-Butanone)	7.30E+05	9.41E+06	--	3.51E+08	5.19E+08	25
Methylene Chloride	8.76E+04	1.98E+04	No (5)	1.99E+09	1.73E+09	25
Styrene	1.46E+05	3.90E+04	No (100)	3.58E+07	3.49E+07	25
Tetrachloroethylene	5.84E+03	2.42E+02	No (5)	1.65E+08	1.49E+08	25
Toluene	7.30E+05	8.07E+04	No (1000)	1.41E+08	1.43E+08	25
Trichlorobenzene, 1,2,4-	2.92E+02	1.51E+02	No (70)	4.49E+06	2.84E+06	25
Xylenes	1.46E+04	1.62E+03	Yes (10000)	4.56E+07	2.87E+07	25

Commercial Vapor Intrusion Screening Levels (VISL)
<a href= \/guide.html#Table1 ➡ User's Guide Variable References

Output generated 20SEP2018:20:26:16

Chemical	Lower Explosive Limit LEL (% by volume)	LEL Ref	Inhalation Unit Risk $(ug/m^3)^{-1}$	IUR Ref	RfC (mg/m^3)	RfC Ref	Mutagenic Indicator	Carcinogenic VISL TCR=1E-05 $C_{ia,c}$ $(\mu g/m^3)$	Noncarcinogenic VISL THQ=1 $C_{ia,nc}$ $(\mu g/m^3)$
Benzene	1.20	CRC89	7.80E-06	I	3.00E-02	I	No	1.57E+01	1.31E+02
Carbon Tetrachloride			6.00E-06	I	1.00E-01	I	No	2.04E+01	4.38E+02
Chloroform			2.30E-05	I	9.77E-02	A	No	5.33E+00	4.28E+02
Chloromethane	8.10	CRC89			9.00E-02	I	No		3.94E+02
Dichloroethane, 1,2-	6.20	CRC89	2.60E-05	I	7.00E-03	P	No	4.72E+00	3.07E+01
Methyl Ethyl Ketone (2-Butanone)	1.40	CRC89			5.00E+00	I	No		2.19E+04
Methylene Chloride	13.00	CRC89	1.00E-08	I	6.00E-01	I	Mut	1.23E+04	2.63E+03
Styrene	0.90	CRC89			1.00E+00	I	No		4.38E+03
Tetrachloroethylene			2.60E-07	I	4.00E-02	I	No	4.72E+02	1.75E+02
Toluene	1.10	CRC89			5.00E+00	I	No		2.19E+04
Trichlorobenzene, 1,2,4-	2.50	CRC89			2.00E-03	P	No		8.76E+00
Xylenes					1.00E-01	I	No		4.38E+02

Chemical	CAS Number	Site Indoor Air Concentration $C_{i,a}$ \ ($\mu g/m^3$)	VI Carcinogenic Risk CR	VI Hazard HQ	Inhalation Unit Risk $(ug/m^3)^{-1}$	IUR Ref	Chronic RfC (mg/m^3)	RfC Ref	Temperature (℃)\ for Groundwater Vapor Concentration	Mutagen?
Benzene	71-43-2	6.10E-01	3.88E-07	4.64E-03	7.80E-06	I	3.00E-02	IRIS	25	No
Carbon Tetrachloride	56-23-5	5.70E-01	2.79E-07	1.30E-03	6.00E-06	I	1.00E-01	IRIS	25	No
Chloroform	67-66-3	2.50E-01	4.69E-07	5.84E-04	2.30E-05	I	9.77E-02	ATSDR	25	No
Chloromethane	74-87-3	9.50E-01		2.41E-03			9.00E-02	IRIS	25	No
Dichloroethane, 1,2-	107-06-2	1.60E+00	3.39E-06	5.22E-02	2.60E-05	I	7.00E-03	PPRTV	25	No
Methyl Ethyl Ketone (2-Butanone)	78-93-3	4.90E-01		2.24E-05			5.00E+00	IRIS	25	No
Methylene Chloride	75-09-2	1.40E+00	1.14E-09	5.33E-04	1.00E-08	I	6.00E-01	IRIS	25	Mut
Styrene	100-42-5	6.50E-01		1.48E-04			1.00E+00	IRIS	25	No
Tetrachloroethylene	127-18-4	8.70E+01	1.84E-06	4.97E-01	2.60E-07	I	4.00E-02	IRIS	25	No
Toluene	108-88-3	1.80E+00		8.22E-05			5.00E+00	IRIS	25	No
Trichlorobenzene, 1,2,4-	120-82-1	8.00E-01		9.13E-02			2.00E-03	PPRTV	25	No
Xylenes	1330-20-7	9.20E-01		2.10E-03			1.00E-01	IRIS	25	No
**Sum*			*6.37E-06*	*6.52E-01*						

Chemical Properties
Output generated 20SEP2018:20:26:16

Chemical	CAS Number	Does the chemical meet the definition for volatility? (HLC>1E-5 or VP>1)	Does the chemical have inhalation toxicity data? (IUR and/or RfC)	MW	MW Ref	Vapor Pressure VP (mm Hg)	VP Ref	S (mg/L)	S Ref	MCL (ug/L)
Benzene	71-43-2	Yes	Yes	78.12	PHYSPROP	9.48E+01	PHYSPROP	1.79E+03	PHYSPROP	5
Carbon Tetrachloride	56-23-5	Yes	Yes	153.82	PHYSPROP	1.15E+02	PHYSPROP	7.93E+02	PHYSPROP	5
Chloroform	67-66-3	Yes	Yes	119.38	PHYSPROP	1.97E+02	PHYSPROP	7.95E+03	PHYSPROP	80
Chloromethane	74-87-3	Yes	Yes	50.49	PHYSPROP	4.30E+03	PHYSPROP	5.32E+03	PHYSPROP	
Dichloroethane, 1,2-	107-06-2	Yes	Yes	98.96	PHYSPROP	7.89E+01	PHYSPROP	8.60E+03	PHYSPROP	5
Methyl Ethyl Ketone (2-Butanone)	78-93-3	Yes	Yes	72.11	PHYSPROP	9.06E+01	PHYSPROP	2.23E+05	PHYSPROP	
Methylene Chloride	75-09-2	Yes	Yes	84.93	PHYSPROP	4.35E+02	PHYSPROP	1.30E+04	PHYSPROP	5
Styrene	100-42-5	Yes	Yes	104.15	PHYSPROP	6.40E+00	PHYSPROP	3.10E+02	PHYSPROP	100
Tetrachloroethylene	127-18-4	Yes	Yes	165.83	PHYSPROP	1.85E+01	PHYSPROP	2.06E+02	PHYSPROP	5
Toluene	108-88-3	Yes	Yes	92.14	PHYSPROP	2.84E+01	PHYSPROP	5.26E+02	PHYSPROP	1000
Trichlorobenzene, 1,2,4-	120-82-1	Yes	Yes	181.45	PHYSPROP	4.60E-01	PHYSPROP	4.90E+01	PHYSPROP	70
Xylenes	1330-20-7	Yes	Yes	106.17	PHYSPROP	7.99E+00	PHYSPROP	1.06E+02	PHYSPROP	10000

Chemical	HLC (atm-m^3/mole)	Henry's Law Constant (unitless)	H` and HLC Ref	Henry's Law Constant Used in Calcs (unitless)	D_{ia} \ (cm^2/s)	D_{ia} \ Ref	D_{iw} \ (cm^2/s)	D_{iw} \ Ref	Normal Boiling Point T_{boil} \ (K)
Benzene	5.55E-03	2.27E-01	PHYSPROP	2.27E-01	8.95E-02	WATER9 (U.S. EPA, 2001)	1.03E-05	WATER9 (U.S. EPA, 2001)	353.15
Carbon Tetrachloride	2.76E-02	1.13E+00	PHYSPROP	1.13E+00	5.71E-02	WATER9 (U.S. EPA, 2001)	9.78E-06	WATER9 (U.S. EPA, 2001)	349.95
Chloroform	3.67E-03	1.50E-01	PHYSPROP	1.50E-01	7.69E-02	WATER9 (U.S. EPA, 2001)	1.09E-05	WATER9 (U.S. EPA, 2001)	334.25
Chloromethane	8.82E-03	3.61E-01	PHYSPROP	3.61E-01	1.24E-01	WATER9 (U.S. EPA, 2001)	1.36E-05	WATER9 (U.S. EPA, 2001)	249.15
Dichloroethane, 1,2-	1.18E-03	4.82E-02	PHYSPROP	4.82E-02	8.57E-02	WATER9 (U.S. EPA, 2001)	1.10E-05	WATER9 (U.S. EPA, 2001)	356.65
Methyl Ethyl Ketone (2-Butanone)	5.69E-05	2.33E-03	PHYSPROP	2.33E-03	9.14E-02	WATER9 (U.S. EPA, 2001)	1.02E-05	WATER9 (U.S. EPA, 2001)	352.65
Methylene Chloride	3.25E-03	1.33E-01	PHYSPROP	1.33E-01	9.99E-02	WATER9 (U.S. EPA, 2001)	1.25E-05	WATER9 (U.S. EPA, 2001)	313.15
Styrene	2.75E-03	1.12E-01	PHYSPROP	1.12E-01	7.11E-02	WATER9 (U.S. EPA, 2001)	8.78E-06	WATER9 (U.S. EPA, 2001)	418.15
Tetrachloroethylene	1.77E-02	7.24E-01	PHYSPROP	7.24E-01	5.05E-02	WATER9 (U.S. EPA, 2001)	9.46E-06	WATER9 (U.S. EPA, 2001)	394.45
Toluene	6.64E-03	2.71E-01	PHYSPROP	2.71E-01	7.78E-02	WATER9 (U.S. EPA, 2001)	9.20E-06	WATER9 (U.S. EPA, 2001)	383.75
Trichlorobenzene, 1,2,4-	1.42E-03	5.81E-02	PHYSPROP	5.81E-02	3.96E-02	WATER9 (U.S. EPA, 2001)	8.40E-06	WATER9 (U.S. EPA, 2001)	486.65
Xylenes	6.63E-03	2.71E-01	PHYSPROP	2.71E-01	6.85E-02	WATER9 (U.S. EPA, 2001)	8.46E-06	WATER9 (U.S. EPA, 2001)	411.65

Chemical Properties
Output generated 20SEP2018:20:26:16

Chemical	BP Ref	Critical Temperature T_{crit} \ (K)	T_{crit} \ Ref	Enthalpy of vaporization at the normal boiling point $\Delta H_{v,b}$ \ (cal/mol)	$\Delta H_{v,b}$ \ Ref	K_{oc} \ (cm^3/g)	K_{oc} \ Ref	Lower Explosive Limit LEL (% by volume)	LEL Ref
Benzene	PHYSPROP	5.62E+02	CRC89	7342.26	CRC89	145.8	EPI	1.20	CRC89
Carbon Tetrachloride	PHYSPROP	5.57E+02	CRC89	7127.00	Weast	43.89	EPI		
Chloroform	PHYSPROP	5.36E+02	CRC89	6988.00	Weast	31.82	EPI		
Chloromethane	PHYSPROP	4.16E+02	CRC89	5114.72	CRC89	13.22	EPI	8.10	CRC89
Dichloroethane, 1,2-	PHYSPROP	5.62E+02	CRC89	7643.40	CRC89	39.6	EPI	6.20	CRC89
Methyl Ethyl Ketone (2-Butanone)	PHYSPROP	5.37E+02	CRC89	7480.88	CRC89	4.51	EPI	1.40	CRC89
Methylene Chloride	PHYSPROP	5.08E+02	CRC89	6706.50	CRC89	21.73	EPI	13.00	CRC89
Styrene	PHYSPROP	6.35E+02	CRC89	8737.00	Weast	446.1	EPI	0.90	CRC89
Tetrachloroethylene	PHYSPROP	6.20E+02	YAWS	8288.00	Weast	94.94	EPI		
Toluene	PHYSPROP	5.92E+02	CRC89	7930.00	Weast	233.9	EPI	1.10	CRC89
Trichlorobenzene, 1,2,4-	PHYSPROP	7.25E+02	YAWS	10471.00	Weast	1356	EPI	2.50	CRC89
Xylenes	PHYSPROP	6.20E+02	YAWS	8523.00	Weast	382.9	EPI		

*** Inputted values different from Commercial defaults are highlighted.**
Output generated 20SEP2018:20:35:14

Variable	Commercial Air Default Value	Value
AF_{gw} (Attenuation Factor Groundwater) unitless	0.001	0.001
AF_{ss} (Attenuation Factor Sub-Slab) unitless	0.03	0.03
AT_w (averaging time - composite worker)	365	365
ED_w (exposure duration - composite worker) yr	25	25
EF_w (exposure frequency - composite worker) day/yr	250	250
ET_w (exposure time - composite worker) hr	8	8
THQ (target hazard quotient) unitless	0.1	1
LT (lifetime) yr	70	70
TR (target risk) unitless	1.0E-06	1.0E-05

Commercial Vapor Intrusion Screening Levels (VISL)
<a href= \/guide.html#Table1 ➡ User's Guide Variable References

Output generated 20SEP2018:20:35:14

Chemical	CAS Number	Does the chemical meet the definition for volatility? (HLC>1E-5 or VP>1)	Does the chemical have inhalation toxicity data? (IUR and/or RfC)	Is Chemical Sufficiently Volatile and Toxic to Pose Inhalation Risk Via Vapor Intrusion from Soil Source? (C_{vp} > $C_{i,a}$,Target?)	Is Chemical Sufficiently Volatile and Toxic to Pose Inhalation Risk Via Vapor Intrusion from Groundwater Source? (C_{hc} > $C_{i,a}$,Target?)	Target Indoor Air Concentration (TCR=1E-05 or THQ=1) MIN($C_{ia,c}$,$C_{ia,nc}$) ($\mu g/m^3$)	Toxicity Basis
Benzene	71-43-2	Yes	Yes	Yes	Yes	1.57E+01	CA
Carbon Disulfide	75-15-0	Yes	Yes	Yes	Yes	3.07E+03	NC
Carbon Tetrachloride	56-23-5	Yes	Yes	Yes	Yes	2.04E+01	CA
Chloroform	67-66-3	Yes	Yes	Yes	Yes	5.33E+00	CA
Chloromethane	74-87-3	Yes	Yes	Yes	Yes	3.94E+02	NC
Dichloroethane, 1,2-	107-06-2	Yes	Yes	Yes	Yes	4.72E+00	CA
Ethylbenzene	100-41-4	Yes	Yes	Yes	Yes	4.91E+01	CA
Methyl Ethyl Ketone (2-Butanone)	78-93-3	Yes	Yes	Yes	Yes	2.19E+04	NC
Methylene Chloride	75-09-2	Yes	Yes	Yes	Yes	2.63E+03	NC
Styrene	100-42-5	Yes	Yes	Yes	Yes	4.38E+03	NC
Tetrachloroethylene	127-18-4	Yes	Yes	Yes	Yes	1.75E+02	NC
Toluene	108-88-3	Yes	Yes	Yes	Yes	2.19E+04	NC
Trichlorobenzene, 1,2,4-	120-82-1	Yes	Yes	Yes	Yes	8.76E+00	NC
Trichlorofluoromethane	75-69-4	Yes	No	No Inhal. Tox. Info	No Inhal. Tox. Info		
Xylenes	1330-20-7	Yes	Yes	Yes	Yes	4.38E+02	NC

Commercial Vapor Intrusion Screening Levels (VISL)
<a href= \/guide.html#Table1 ➡ User's Guide Variable References

Output generated 20SEP2018:20:35:14

Chemical	Target Sub-Slab and Near-source Soil Gas Concentration (TCR=1E-05 or THQ=1) C_{sg},Target (µg/m³)	Target Groundwater Concentration (TCR=1E-05 or THQ=1) C_{gw},Target (µg/L)	Is Target Groundwater Concentration < MCL? (C_{gw} < MCL?)	Pure Phase Vapor Concentration C_{vp}\ (25 ℃)\ (µg/m³)	Maximum Groundwater Vapor Concentration C_{hc}\ (µg/m³)	Temperature for Maximum Groundwater Vapor Concentration (℃)
Benzene	5.24E+02	6.93E+01	No (5)	3.98E+08	4.06E+08	25
Carbon Disulfide	1.02E+05	5.21E+03	--	1.47E+09	1.27E+09	25
Carbon Tetrachloride	6.81E+02	1.81E+01	No (5)	9.51E+08	8.95E+08	25
Chloroform	1.78E+02	3.55E+01	Yes (80)	1.26E+09	1.19E+09	25
Chloromethane	1.31E+04	1.09E+03	--	1.17E+10	1.92E+09	25
Dichloroethane, 1,2-	1.57E+02	9.78E+01	No (5)	4.20E+08	4.15E+08	25
Ethylbenzene	1.64E+03	1.52E+02	Yes (700)	5.48E+07	5.44E+07	25
Methyl Ethyl Ketone (2-Butanone)	7.30E+05	9.41E+06	--	3.51E+08	5.19E+08	25
Methylene Chloride	8.76E+04	1.98E+04	No (5)	1.99E+09	1.73E+09	25
Styrene	1.46E+05	3.90E+04	No (100)	3.58E+07	3.49E+07	25
Tetrachloroethylene	5.84E+03	2.42E+02	No (5)	1.65E+08	1.49E+08	25
Toluene	7.30E+05	8.07E+04	No (1000)	1.41E+08	1.43E+08	25
Trichlorobenzene, 1,2,4-	2.92E+02	1.51E+02	No (70)	4.49E+06	2.84E+06	25
Trichlorofluoromethane				5.93E+09	4.36E+09	25
Xylenes	1.46E+04	1.62E+03	Yes (10000)	4.56E+07	2.87E+07	25

Commercial Vapor Intrusion Screening Levels (VISL)
<a href= \/guide.html#Table1 ➡ User's Guide Variable References

Output generated 20SEP2018:20:35:14

Chemical	Lower Explosive Limit LEL (% by volume)	LEL Ref	Inhalation Unit Risk $(ug/m^3)^{-1}$	IUR Ref	RfC (mg/m^3)	RfC Ref	Mutagenic Indicator	Carcinogenic VISL TCR=1E-05 $C_{ia,c}$ $(\mu g/m^3)$	Noncarcinogenic VISL THQ=1 $C_{ia,nc}$ $(\mu g/m^3)$
Benzene	1.20	CRC89	7.80E-06	I	3.00E-02	I	No	1.57E+01	1.31E+02
Carbon Disulfide	1.30	CRC89			7.00E-01	I	No		3.07E+03
Carbon Tetrachloride			6.00E-06	I	1.00E-01	I	No	2.04E+01	4.38E+02
Chloroform			2.30E-05	I	9.77E-02	A	No	5.33E+00	4.28E+02
Chloromethane	8.10	CRC89			9.00E-02	I	No		3.94E+02
Dichloroethane, 1,2-	6.20	CRC89	2.60E-05	I	7.00E-03	P	No	4.72E+00	3.07E+01
Ethylbenzene	0.80	CRC89	2.50E-06	C	1.00E+00	I	No	4.91E+01	4.38E+03
Methyl Ethyl Ketone (2-Butanone)	1.40	CRC89			5.00E+00	I	No		2.19E+04
Methylene Chloride	13.00	CRC89	1.00E-08	I	6.00E-01	I	Mut	1.23E+04	2.63E+03
Styrene	0.90	CRC89			1.00E+00	I	No		4.38E+03
Tetrachloroethylene			2.60E-07	I	4.00E-02	I	No	4.72E+02	1.75E+02
Toluene	1.10	CRC89			5.00E+00	I	No		2.19E+04
Trichlorobenzene, 1,2,4-	2.50	CRC89			2.00E-03	P	No		8.76E+00
Trichlorofluoromethane							No		
Xylenes					1.00E-01	I	No		4.38E+02

Chemical	CAS Number	Site Indoor Air Concentration $C_{i,a}$ \ ($\mu g/m^3$)	VI Carcinogenic Risk CR	VI Hazard HQ	Inhalation Unit Risk $(ug/m^3)^{-1}$	IUR Ref	Chronic RfC (mg/m^3)	RfC Ref	Temperature (℃)\ for Groundwater Vapor Concentration	Mutagen?
Benzene	71-43-2	8.70E-01	5.53E-07	6.62E-03	7.80E-06	I	3.00E-02	IRIS	25	No
Carbon Disulfide	75-15-0	3.20E-01		1.04E-04			7.00E-01	IRIS	25	No
Carbon Tetrachloride	56-23-5	5.70E-01	2.79E-07	1.30E-03	6.00E-06	I	1.00E-01	IRIS	25	No
Chloroform	67-66-3	3.90E-01	7.31E-07	9.12E-04	2.30E-05	I	9.77E-02	ATSDR	25	No
Chloromethane	74-87-3	1.40E+00		3.55E-03			9.00E-02	IRIS	25	No
Dichloroethane, 1,2-	107-06-2	2.30E+00	4.88E-06	7.50E-02	2.60E-05	I	7.00E-03	PPRTV	25	No
Ethylbenzene	100-41-4	1.30E+00	2.65E-07	2.97E-04	2.50E-06	C	1.00E+00	IRIS	25	No
Methyl Ethyl Ketone (2-Butanone)	78-93-3	9.80E+00		4.47E-04			5.00E+00	IRIS	25	No
Methylene Chloride	75-09-2	8.50E-01	6.93E-10	3.23E-04	1.00E-08	I	6.00E-01	IRIS	25	Mut
Styrene	100-42-5	1.90E+00		4.34E-04			1.00E+00	IRIS	25	No
Tetrachloroethylene	127-18-4	8.70E+01	1.84E-06	4.97E-01	2.60E-07	I	4.00E-02	IRIS	25	No
Toluene	108-88-3	2.00E+01		9.13E-04			5.00E+00	IRIS	25	No
Trichlorobenzene, 1,2,4-	120-82-1	1.20E+00		1.37E-01			2.00E-03	PPRTV	25	No
Trichlorofluoromethane	75-69-4	1.40E+00							25	No
Xylenes	1330-20-7	4.00E+00		9.13E-03			1.00E-01	IRIS	25	No
**Sum*			*8.55E-06*	*7.33E-01*						

Chemical Properties
Output generated 20SEP2018:20:35:14

Chemical	CAS Number	Does the chemical meet the definition for volatility? (HLC>1E-5 or VP>1)	Does the chemical have inhalation toxicity data? (IUR and/or RfC)	MW	MW Ref	Vapor Pressure VP (mm Hg)	VP Ref	S (mg/L)	S Ref	MCL (ug/L)
Benzene	71-43-2	Yes	Yes	78.12	PHYSPROP	9.48E+01	PHYSPROP	1.79E+03	PHYSPROP	5
Carbon Disulfide	75-15-0	Yes	Yes	76.14	PHYSPROP	3.59E+02	PHYSPROP	2.16E+03	PHYSPROP	
Carbon Tetrachloride	56-23-5	Yes	Yes	153.82	PHYSPROP	1.15E+02	PHYSPROP	7.93E+02	PHYSPROP	5
Chloroform	67-66-3	Yes	Yes	119.38	PHYSPROP	1.97E+02	PHYSPROP	7.95E+03	PHYSPROP	80
Chloromethane	74-87-3	Yes	Yes	50.49	PHYSPROP	4.30E+03	PHYSPROP	5.32E+03	PHYSPROP	
Dichloroethane, 1,2-	107-06-2	Yes	Yes	98.96	PHYSPROP	7.89E+01	PHYSPROP	8.60E+03	PHYSPROP	5
Ethylbenzene	100-41-4	Yes	Yes	106.17	PHYSPROP	9.60E+00	PHYSPROP	1.69E+02	PHYSPROP	700
Methyl Ethyl Ketone (2-Butanone)	78-93-3	Yes	Yes	72.11	PHYSPROP	9.06E+01	PHYSPROP	2.23E+05	PHYSPROP	
Methylene Chloride	75-09-2	Yes	Yes	84.93	PHYSPROP	4.35E+02	PHYSPROP	1.30E+04	PHYSPROP	5
Styrene	100-42-5	Yes	Yes	104.15	PHYSPROP	6.40E+00	PHYSPROP	3.10E+02	PHYSPROP	100
Tetrachloroethylene	127-18-4	Yes	Yes	165.83	PHYSPROP	1.85E+01	PHYSPROP	2.06E+02	PHYSPROP	5
Toluene	108-88-3	Yes	Yes	92.14	PHYSPROP	2.84E+01	PHYSPROP	5.26E+02	PHYSPROP	1000
Trichlorobenzene, 1,2,4-	120-82-1	Yes	Yes	181.45	PHYSPROP	4.60E-01	PHYSPROP	4.90E+01	PHYSPROP	70
Trichlorofluoromethane	75-69-4	Yes	No	137.37	PHYSPROP	8.03E+02	PHYSPROP	1.10E+03	PHYSPROP	
Xylenes	1330-20-7	Yes	Yes	106.17	PHYSPROP	7.99E+00	PHYSPROP	1.06E+02	PHYSPROP	10000

Chemical	HLC (atm-m^3/mole)	Henry's Law Constant (unitless)	H` and HLC Ref	Henry's Law Constant Used in Calcs (unitless)	D_{ia} \ (cm^2/s)	D_{ia} \ Ref	D_{iw} \ (cm^2/s)	D_{iw} \ Ref	Normal Boiling Point T_{boil} \ (K)
Benzene	5.55E-03	2.27E-01	PHYSPROP	2.27E-01	8.95E-02	WATER9 (U.S. EPA, 2001)	1.03E-05	WATER9 (U.S. EPA, 2001)	353.15
Carbon Disulfide	1.44E-02	5.89E-01	PHYSPROP	5.89E-01	1.06E-01	WATER9 (U.S. EPA, 2001)	1.30E-05	WATER9 (U.S. EPA, 2001)	319.15
Carbon Tetrachloride	2.76E-02	1.13E+00	PHYSPROP	1.13E+00	5.71E-02	WATER9 (U.S. EPA, 2001)	9.78E-06	WATER9 (U.S. EPA, 2001)	349.95
Chloroform	3.67E-03	1.50E-01	PHYSPROP	1.50E-01	7.69E-02	WATER9 (U.S. EPA, 2001)	1.09E-05	WATER9 (U.S. EPA, 2001)	334.25
Chloromethane	8.82E-03	3.61E-01	PHYSPROP	3.61E-01	1.24E-01	WATER9 (U.S. EPA, 2001)	1.36E-05	WATER9 (U.S. EPA, 2001)	249.15
Dichloroethane, 1,2-	1.18E-03	4.82E-02	PHYSPROP	4.82E-02	8.57E-02	WATER9 (U.S. EPA, 2001)	1.10E-05	WATER9 (U.S. EPA, 2001)	356.65
Ethylbenzene	7.88E-03	3.22E-01	PHYSPROP	3.22E-01	6.85E-02	WATER9 (U.S. EPA, 2001)	8.46E-06	WATER9 (U.S. EPA, 2001)	409.25
Methyl Ethyl Ketone (2-Butanone)	5.69E-05	2.33E-03	PHYSPROP	2.33E-03	9.14E-02	WATER9 (U.S. EPA, 2001)	1.02E-05	WATER9 (U.S. EPA, 2001)	352.65
Methylene Chloride	3.25E-03	1.33E-01	PHYSPROP	1.33E-01	9.99E-02	WATER9 (U.S. EPA, 2001)	1.25E-05	WATER9 (U.S. EPA, 2001)	313.15
Styrene	2.75E-03	1.12E-01	PHYSPROP	1.12E-01	7.11E-02	WATER9 (U.S. EPA, 2001)	8.78E-06	WATER9 (U.S. EPA, 2001)	418.15
Tetrachloroethylene	1.77E-02	7.24E-01	PHYSPROP	7.24E-01	5.05E-02	WATER9 (U.S. EPA, 2001)	9.46E-06	WATER9 (U.S. EPA, 2001)	394.45
Toluene	6.64E-03	2.71E-01	PHYSPROP	2.71E-01	7.78E-02	WATER9 (U.S. EPA, 2001)	9.20E-06	WATER9 (U.S. EPA, 2001)	383.75
Trichlorobenzene, 1,2,4-	1.42E-03	5.81E-02	PHYSPROP	5.81E-02	3.96E-02	WATER9 (U.S. EPA, 2001)	8.40E-06	WATER9 (U.S. EPA, 2001)	486.65
Trichlorofluoromethane	9.70E-02	3.97E+00	PHYSPROP	3.97E+00	6.54E-02	WATER9 (U.S. EPA, 2001)	1.00E-05	WATER9 (U.S. EPA, 2001)	296.85
Xylenes	6.63E-03	2.71E-01	PHYSPROP	2.71E-01	6.85E-02	WATER9 (U.S. EPA, 2001)	8.46E-06	WATER9 (U.S. EPA, 2001)	411.65

Chemical Properties
Output generated 20SEP2018:20:35:14

Chemical	BP Ref	Critical Temperature T_{crit} \ (K)	T_{crit} \ Ref	Enthalpy of vaporization at the normal boiling point $\Delta H_{v,b}$ \ (cal/mol)	$\Delta H_{v,b}$ \ Ref	K_{oc} \ (cm^3/g)	K_{oc} \ Ref	Lower Explosive Limit LEL (% by volume)	LEL Ref
Benzene	PHYSPROP	5.62E+02	CRC89	7342.26	CRC89	145.8	EPI	1.20	CRC89
Carbon Disulfide	PHYSPROP	5.52E+02	CRC89	6391.01	CRC89	21.73	EPI	1.30	CRC89
Carbon Tetrachloride	PHYSPROP	5.57E+02	CRC89	7127.00	Weast	43.89	EPI		
Chloroform	PHYSPROP	5.36E+02	CRC89	6988.00	Weast	31.82	EPI		
Chloromethane	PHYSPROP	4.16E+02	CRC89	5114.72	CRC89	13.22	EPI	8.10	CRC89
Dichloroethane, 1,2-	PHYSPROP	5.62E+02	CRC89	7643.40	CRC89	39.6	EPI	6.20	CRC89
Ethylbenzene	PHYSPROP	6.17E+02	CRC89	8501.43	CRC89	446.1	EPI	0.80	CRC89
Methyl Ethyl Ketone (2-Butanone)	PHYSPROP	5.37E+02	CRC89	7480.88	CRC89	4.51	EPI	1.40	CRC89
Methylene Chloride	PHYSPROP	5.08E+02	CRC89	6706.50	CRC89	21.73	EPI	13.00	CRC89
Styrene	PHYSPROP	6.35E+02	CRC89	8737.00	Weast	446.1	EPI	0.90	CRC89
Tetrachloroethylene	PHYSPROP	6.20E+02	YAWS	8288.00	Weast	94.94	EPI		
Toluene	PHYSPROP	5.92E+02	CRC89	7930.00	Weast	233.9	EPI	1.10	CRC89
Trichlorobenzene, 1,2,4-	PHYSPROP	7.25E+02	YAWS	10471.00	Weast	1356	EPI	2.50	CRC89
Trichlorofluoromethane	PHYSPROP	4.71E+02	CRC89	5998.90	TOXNET	43.89	EPI		
Xylenes	PHYSPROP	6.20E+02	YAWS	8523.00	Weast	382.9	EPI		

*** Inputted values different from Commercial defaults are highlighted.**
Output generated 20SEP2018:20:40:41

Variable	Commercial Air Default Value	Value
AF_{gw} (Attenuation Factor Groundwater) unitless	0.001	0.001
AF_{ss} (Attenuation Factor Sub-Slab) unitless	0.03	0.03
AT_w (averaging time - composite worker)	365	365
ED_w (exposure duration - composite worker) yr	25	25
EF_w (exposure frequency - composite worker) day/yr	250	250
ET_w (exposure time - composite worker) hr	8	8
THQ (target hazard quotient) unitless	0.1	1
LT (lifetime) yr	70	70
TR (target risk) unitless	1.0E-06	1.0E-05

Commercial Vapor Intrusion Screening Levels (VISL)
<a href= \/guide.html#Table1 ➡ User's Guide Variable References

Output generated 20SEP2018:20:40:41

Chemical	CAS Number	Does the chemical meet the definition for volatility? (HLC>1E-5 or VP>1)	Does the chemical have inhalation toxicity data? (IUR and/or RfC)	Is Chemical Sufficiently Volatile and Toxic to Pose Inhalation Risk Via Vapor Intrusion from Soil Source? ($C_{vp} > C_{i,a}$,Target?)	Is Chemical Sufficiently Volatile and Toxic to Pose Inhalation Risk Via Vapor Intrusion from Groundwater Source? ($C_{hc} > C_{i,a}$,Target?)	Target Indoor Air Concentration (TCR=1E-05 or THQ=1) MIN($C_{ia,c}$,$C_{ia,nc}$) ($\mu g/m^3$)	Toxicity Basis
Benzene	71-43-2	Yes	Yes	Yes	Yes	1.57E+01	CA
Carbon Disulfide	75-15-0	Yes	Yes	Yes	Yes	3.07E+03	NC
Carbon Tetrachloride	56-23-5	Yes	Yes	Yes	Yes	2.04E+01	CA
Chloroform	67-66-3	Yes	Yes	Yes	Yes	5.33E+00	CA
Chloromethane	74-87-3	Yes	Yes	Yes	Yes	3.94E+02	NC
Dichlorodifluoromethane	75-71-8	Yes	Yes	Yes	Yes	4.38E+02	NC
Dichloroethane, 1,2-	107-06-2	Yes	Yes	Yes	Yes	4.72E+00	CA
Ethylbenzene	100-41-4	Yes	Yes	Yes	Yes	4.91E+01	CA
Methyl Ethyl Ketone (2-Butanone)	78-93-3	Yes	Yes	Yes	Yes	2.19E+04	NC
Methylene Chloride	75-09-2	Yes	Yes	Yes	Yes	2.63E+03	NC
Styrene	100-42-5	Yes	Yes	Yes	Yes	4.38E+03	NC
Tetrachloroethylene	127-18-4	Yes	Yes	Yes	Yes	1.75E+02	NC
Toluene	108-88-3	Yes	Yes	Yes	Yes	2.19E+04	NC
Trichlorobenzene, 1,2,4-	120-82-1	Yes	Yes	Yes	Yes	8.76E+00	NC
Trichlorofluoromethane	75-69-4	Yes	No	No Inhal. Tox. Info	No Inhal. Tox. Info		
Xylenes	1330-20-7	Yes	Yes	Yes	Yes	4.38E+02	NC

Chemical Properties
Output generated 20SEP2018:20:40:41

Chemical	Critical Temperature T_{crit} \ (K)	T_{crit} \ Ref	Enthalpy of vaporization at the normal boiling point $\Delta H_{v,b}$ \ (cal/mol)	$\Delta H_{v,b}$ \ Ref	K_{oc} \ (cm^3/g)	K_{oc} \ Ref	Lower Explosive Limit LEL (% by volume)	LEL Ref
Benzene	5.62E+02	CRC89	7342.26	CRC89	145.8	EPI	1.20	CRC89
Carbon Disulfide	5.52E+02	CRC89	6391.01	CRC89	21.73	EPI	1.30	CRC89
Carbon Tetrachloride	5.57E+02	CRC89	7127.00	Weast	43.89	EPI		
Chloroform	5.36E+02	CRC89	6988.00	Weast	31.82	EPI		
Chloromethane	4.16E+02	CRC89	5114.72	CRC89	13.22	EPI	8.10	CRC89
Dichlorodifluoromethane	3.85E+02	CRC89	4804.01	CRC89	43.89	EPI		
Dichloroethane, 1,2-	5.62E+02	CRC89	7643.40	CRC89	39.6	EPI	6.20	CRC89
Ethylbenzene	6.17E+02	CRC89	8501.43	CRC89	446.1	EPI	0.80	CRC89
Methyl Ethyl Ketone (2-Butanone)	5.37E+02	CRC89	7480.88	CRC89	4.51	EPI	1.40	CRC89
Methylene Chloride	5.08E+02	CRC89	6706.50	CRC89	21.73	EPI	13.00	CRC89
Styrene	6.35E+02	CRC89	8737.00	Weast	446.1	EPI	0.90	CRC89
Tetrachloroethylene	6.20E+02	YAWS	8288.00	Weast	94.94	EPI		
Toluene	5.92E+02	CRC89	7930.00	Weast	233.9	EPI	1.10	CRC89

Commercial Vapor Intrusion Screening Levels (VISL)
<a href= \/guide.html#Table1 ➡ User's Guide Variable References

Output generated 20SEP2018:20:40:41

Chemical	Target Sub-Slab and Near-source Soil Gas Concentration (TCR=1E-05 or THQ=1) C_{sg},Target (µg/m³)	Target Groundwater Concentration (TCR=1E-05 or THQ=1) C_{gw},Target (µg/L)	Is Target Groundwater Concentration < MCL? (C_{gw} < MCL?)	Pure Phase Vapor Concentration C_{vp}\ (25 ℃)\ (µg/m³)	Maximum Groundwater Vapor Concentration C_{hc}\ (µg/m³)	Temperature for Maximum Groundwater Vapor Concentration (℃)
Benzene	5.24E+02	6.93E+01	No (5)	3.98E+08	4.06E+08	25
Carbon Disulfide	1.02E+05	5.21E+03	--	1.47E+09	1.27E+09	25
Carbon Tetrachloride	6.81E+02	1.81E+01	No (5)	9.51E+08	8.95E+08	25
Chloroform	1.78E+02	3.55E+01	Yes (80)	1.26E+09	1.19E+09	25
Chloromethane	1.31E+04	1.09E+03	--	1.17E+10	1.92E+09	25
Dichlorodifluoromethane	1.46E+04	3.12E+01	--	3.15E+10	3.93E+09	25
Dichloroethane, 1,2-	1.57E+02	9.78E+01	No (5)	4.20E+08	4.15E+08	25
Ethylbenzene	1.64E+03	1.52E+02	Yes (700)	5.48E+07	5.44E+07	25
Methyl Ethyl Ketone (2-Butanone)	7.30E+05	9.41E+06	--	3.51E+08	5.19E+08	25
Methylene Chloride	8.76E+04	1.98E+04	No (5)	1.99E+09	1.73E+09	25
Styrene	1.46E+05	3.90E+04	No (100)	3.58E+07	3.49E+07	25
Tetrachloroethylene	5.84E+03	2.42E+02	No (5)	1.65E+08	1.49E+08	25
Toluene	7.30E+05	8.07E+04	No (1000)	1.41E+08	1.43E+08	25
Trichlorobenzene, 1,2,4-	2.92E+02	1.51E+02	No (70)	4.49E+06	2.84E+06	25
Trichlorofluoromethane				5.93E+09	4.36E+09	25
Xylenes	1.46E+04	1.62E+03	Yes (10000)	4.56E+07	2.87E+07	25

Commercial Vapor Intrusion Screening Levels (VISL)
<a href= \/guide.html#Table1 ➡ User's Guide Variable References

Output generated 20SEP2018:20:40:41

Chemical	Lower Explosive Limit LEL (% by volume)	LEL Ref	Inhalation Unit Risk $(ug/m^3)^{-1}$	IUR Ref	RfC (mg/m^3)	RfC Ref	Mutagenic Indicator	Carcinogenic VISL TCR=1E-05 $C_{ia,c}$ $(\mu g/m^3)$	Noncarcinogenic VISL THQ=1 $C_{ia,nc}$ $(\mu g/m^3)$
Benzene	1.20	CRC89	7.80E-06	I	3.00E-02	I	No	1.57E+01	1.31E+02
Carbon Disulfide	1.30	CRC89			7.00E-01	I	No		3.07E+03
Carbon Tetrachloride			6.00E-06	I	1.00E-01	I	No	2.04E+01	4.38E+02
Chloroform			2.30E-05	I	9.77E-02	A	No	5.33E+00	4.28E+02
Chloromethane	8.10	CRC89			9.00E-02	I	No		3.94E+02
Dichlorodifluoromethane					1.00E-01	X	No		4.38E+02
Dichloroethane, 1,2-	6.20	CRC89	2.60E-05	I	7.00E-03	P	No	4.72E+00	3.07E+01
Ethylbenzene	0.80	CRC89	2.50E-06	C	1.00E+00	I	No	4.91E+01	4.38E+03
Methyl Ethyl Ketone (2-Butanone)	1.40	CRC89			5.00E+00	I	No		2.19E+04
Methylene Chloride	13.00	CRC89	1.00E-08	I	6.00E-01	I	Mut	1.23E+04	2.63E+03
Styrene	0.90	CRC89			1.00E+00	I	No		4.38E+03
Tetrachloroethylene			2.60E-07	I	4.00E-02	I	No	4.72E+02	1.75E+02
Toluene	1.10	CRC89			5.00E+00	I	No		2.19E+04
Trichlorobenzene, 1,2,4-	2.50	CRC89			2.00E-03	P	No		8.76E+00
Trichlorofluoromethane							No		
Xylenes					1.00E-01	I	No		4.38E+02

Chemical	CAS Number	Site Indoor Air Concentration $C_{i,a}$ \ ($\mu g/m^3$)	VI Carcinogenic Risk CR	VI Hazard HQ	Inhalation Unit Risk $(ug/m^3)^{-1}$	IUR Ref	Chronic RfC (mg/m^3)	RfC Ref	Temperature (℃)\ for Groundwater Vapor Concentration	Mutagen?
Benzene	71-43-2	6.80E-01	4.32E-07	5.18E-03	7.80E-06	I	3.00E-02	IRIS	25	No
Carbon Disulfide	75-15-0						7.00E-01	IRIS	25	No
Carbon Tetrachloride	56-23-5	5.70E-01	2.79E-07	1.30E-03	6.00E-06	I	1.00E-01	IRIS	25	No
Chloroform	67-66-3	3.00E-01	5.63E-07	7.01E-04	2.30E-05	I	9.77E-02	ATSDR	25	No
Chloromethane	74-87-3	1.50E+00		3.81E-03			9.00E-02	IRIS	25	No
Dichlorodifluoromethane	75-71-8	1.10E+00		2.51E-03			1.00E-01	SCREEN	25	No
Dichloroethane, 1,2-	107-06-2	1.50E+00	3.18E-06	4.89E-02	2.60E-05	I	7.00E-03	PPRTV	25	No
Ethylbenzene	100-41-4	4.80E-01	9.78E-08	1.10E-04	2.50E-06	C	1.00E+00	IRIS	25	No
Methyl Ethyl Ketone (2-Butanone)	78-93-3	2.70E+00		1.23E-04			5.00E+00	IRIS	25	No
Methylene Chloride	75-09-2	3.90E-01	3.18E-10	1.48E-04	1.00E-08	I	6.00E-01	IRIS	25	Mut
Styrene	100-42-5	7.30E-01		1.67E-04			1.00E+00	IRIS	25	No
Tetrachloroethylene	127-18-4	9.30E+01	1.97E-06	5.31E-01	2.60E-07	I	4.00E-02	IRIS	25	No
Toluene	108-88-3	3.50E+00		1.60E-04			5.00E+00	IRIS	25	No
Trichlorobenzene, 1,2,4-	120-82-1	8.50E-01		9.70E-02			2.00E-03	PPRTV	25	No
Trichlorofluoromethane	75-69-4	1.40E+00							25	No
Xylenes	1330-20-7	1.58E+00		3.61E-03			1.00E-01	IRIS	25	No
**Sum*			*6.52E-06*	*6.95E-01*						

Chemical	CAS Number	Does the chemical meet the definition for volatility? (HLC>1E-5 or VP>1)	Does the chemical have inhalation toxicity data? (IUR and/or RfC)	MW	MW Ref	Vapor Pressure VP (mm Hg)	VP Ref	S (mg/L)	S Ref	MCL (ug/L)
Benzene	71-43-2	Yes	Yes	78.12	PHYSPROP	9.48E+01	PHYSPROP	1.79E+03	PHYSPROP	5
Carbon Disulfide	75-15-0	Yes	Yes	76.14	PHYSPROP	3.59E+02	PHYSPROP	2.16E+03	PHYSPROP	
Carbon Tetrachloride	56-23-5	Yes	Yes	153.82	PHYSPROP	1.15E+02	PHYSPROP	7.93E+02	PHYSPROP	5
Chloroform	67-66-3	Yes	Yes	119.38	PHYSPROP	1.97E+02	PHYSPROP	7.95E+03	PHYSPROP	80
Chloromethane	74-87-3	Yes	Yes	50.49	PHYSPROP	4.30E+03	PHYSPROP	5.32E+03	PHYSPROP	
Dichlorodifluoromethane	75-71-8	Yes	Yes	120.91	PHYSPROP	4.85E+03	PHYSPROP	2.80E+02	PHYSPROP	
Dichloroethane, 1,2-	107-06-2	Yes	Yes	98.96	PHYSPROP	7.89E+01	PHYSPROP	8.60E+03	PHYSPROP	5
Ethylbenzene	100-41-4	Yes	Yes	106.17	PHYSPROP	9.60E+00	PHYSPROP	1.69E+02	PHYSPROP	700
Methyl Ethyl Ketone (2-Butanone)	78-93-3	Yes	Yes	72.11	PHYSPROP	9.06E+01	PHYSPROP	2.23E+05	PHYSPROP	
Methylene Chloride	75-09-2	Yes	Yes	84.93	PHYSPROP	4.35E+02	PHYSPROP	1.30E+04	PHYSPROP	5
Styrene	100-42-5	Yes	Yes	104.15	PHYSPROP	6.40E+00	PHYSPROP	3.10E+02	PHYSPROP	100
Tetrachloroethylene	127-18-4	Yes	Yes	165.83	PHYSPROP	1.85E+01	PHYSPROP	2.06E+02	PHYSPROP	5
Toluene	108-88-3	Yes	Yes	92.14	PHYSPROP	2.84E+01	PHYSPROP	5.26E+02	PHYSPROP	1000

Chemical	HLC (atm-m³/mole)	Henry's Law Constant (unitless)	H` and HLC Ref	Henry's Law Constant Used in Calcs (unitless)	D_{ia} \ (cm^2/s)	D_{ia} \ Ref	D_{iw} \ (cm^2/s)	D_{iw} \ Ref	Normal Boiling Point T_{boil} \ (K)	BP Ref
Benzene	5.55E-03	2.27E-01	PHYSPROP	2.27E-01	8.95E-02	WATER9 (U.S. EPA, 2001)	1.03E-05	WATER9 (U.S. EPA, 2001)	353.15	PHYSPROP
Carbon Disulfide	1.44E-02	5.89E-01	PHYSPROP	5.89E-01	1.06E-01	WATER9 (U.S. EPA, 2001)	1.30E-05	WATER9 (U.S. EPA, 2001)	319.15	PHYSPROP
Carbon Tetrachloride	2.76E-02	1.13E+00	PHYSPROP	1.13E+00	5.71E-02	WATER9 (U.S. EPA, 2001)	9.78E-06	WATER9 (U.S. EPA, 2001)	349.95	PHYSPROP
Chloroform	3.67E-03	1.50E-01	PHYSPROP	1.50E-01	7.69E-02	WATER9 (U.S. EPA, 2001)	1.09E-05	WATER9 (U.S. EPA, 2001)	334.25	PHYSPROP
Chloromethane	8.82E-03	3.61E-01	PHYSPROP	3.61E-01	1.24E-01	WATER9 (U.S. EPA, 2001)	1.36E-05	WATER9 (U.S. EPA, 2001)	249.15	PHYSPROP
Dichlorodifluoromethane	3.43E-01	1.40E+01	PHYSPROP	1.40E+01	7.60E-02	WATER9 (U.S. EPA, 2001)	1.08E-05	WATER9 (U.S. EPA, 2001)	243.35	PHYSPROP
Dichloroethane, 1,2-	1.18E-03	4.82E-02	PHYSPROP	4.82E-02	8.57E-02	WATER9 (U.S. EPA, 2001)	1.10E-05	WATER9 (U.S. EPA, 2001)	356.65	PHYSPROP
Ethylbenzene	7.88E-03	3.22E-01	PHYSPROP	3.22E-01	6.85E-02	WATER9 (U.S. EPA, 2001)	8.46E-06	WATER9 (U.S. EPA, 2001)	409.25	PHYSPROP
Methyl Ethyl Ketone (2-Butanone)	5.69E-05	2.33E-03	PHYSPROP	2.33E-03	9.14E-02	WATER9 (U.S. EPA, 2001)	1.02E-05	WATER9 (U.S. EPA, 2001)	352.65	PHYSPROP
Methylene Chloride	3.25E-03	1.33E-01	PHYSPROP	1.33E-01	9.99E-02	WATER9 (U.S. EPA, 2001)	1.25E-05	WATER9 (U.S. EPA, 2001)	313.15	PHYSPROP
Styrene	2.75E-03	1.12E-01	PHYSPROP	1.12E-01	7.11E-02	WATER9 (U.S. EPA, 2001)	8.78E-06	WATER9 (U.S. EPA, 2001)	418.15	PHYSPROP
Tetrachloroethylene	1.77E-02	7.24E-01	PHYSPROP	7.24E-01	5.05E-02	WATER9 (U.S. EPA, 2001)	9.46E-06	WATER9 (U.S. EPA, 2001)	394.45	PHYSPROP
Toluene	6.64E-03	2.71E-01	PHYSPROP	2.71E-01	7.78E-02	WATER9 (U.S. EPA, 2001)	9.20E-06	WATER9 (U.S. EPA, 2001)	383.75	PHYSPROP

Chemical	CAS Number	Does the chemical meet the definition for volatility? (HLC>1E-5 or VP>1)	Does the chemical have inhalation toxicity data? (IUR and/or RfC)	MW	MW Ref	Vapor Pressure VP (mm Hg)	VP Ref	S (mg/L)	S Ref	MCL (ug/L)
Trichlorobenzene, 1,2,4-	120-82-1	Yes	Yes	181.45	PHYSPROP	4.60E-01	PHYSPROP	4.90E+01	PHYSPROP	70
Trichlorofluoromethane	75-69-4	Yes	No	137.37	PHYSPROP	8.03E+02	PHYSPROP	1.10E+03	PHYSPROP	
Xylenes	1330-20-7	Yes	Yes	106.17	PHYSPROP	7.99E+00	PHYSPROP	1.06E+02	PHYSPROP	10000

Chemical	HLC (atm-m^3/mole)	Henry's Law Constant (unitless)	H` and HLC Ref	Henry's Law Constant Used in Calcs (unitless)	D_{ia} \ (cm^2/s)	D_{ia} \ Ref	D_{iw} \ (cm^2/s)	D_{iw} \ Ref	Normal Boiling Point T_{boil} \ (K)	BP Ref
Trichlorobenzene, 1,2,4-	1.42E-03	5.81E-02	PHYSPROP	5.81E-02	3.96E-02	WATER9 (U.S. EPA, 2001)	8.40E-06	WATER9 (U.S. EPA, 2001)	486.65	PHYSPROP
Trichlorofluoromethane	9.70E-02	3.97E+00	PHYSPROP	3.97E+00	6.54E-02	WATER9 (U.S. EPA, 2001)	1.00E-05	WATER9 (U.S. EPA, 2001)	296.85	PHYSPROP
Xylenes	6.63E-03	2.71E-01	PHYSPROP	2.71E-01	6.85E-02	WATER9 (U.S. EPA, 2001)	8.46E-06	WATER9 (U.S. EPA, 2001)	411.65	PHYSPROP

Chemical	Critical Temperature T_{crit} \ (K)	T_{crit} \ Ref	Enthalpy of vaporization at the normal boiling point $\Delta H_{v,b}$ \ (cal/mol)	$\Delta H_{v,b}$ \ Ref	K_{oc} \ (cm^3/g)	K_{oc} \ Ref	Lower Explosive Limit LEL (% by volume)	LEL Ref
Trichlorobenzene, 1,2,4-	7.25E+02	YAWS	10471.00	Weast	1356	EPI	2.50	CRC89
Trichlorofluoromethane	4.71E+02	CRC89	5998.90	TOXNET	43.89	EPI		
Xylenes	6.20E+02	YAWS	8523.00	Weast	382.9	EPI		

Site-specific VISL Results
Commercial Equation Inputs

TNB
IA-4 8-14-2018

*** Inputted values different from Commercial defaults are highlighted.**
Output generated 20SEP2018:20:48:22

Variable	Commercial Air Default Value	Value
AF_{gw} (Attenuation Factor Groundwater) unitless	0.001	0.001
AF_{ss} (Attenuation Factor Sub-Slab) unitless	0.03	0.03
AT_w (averaging time - composite worker)	365	365
ED_w (exposure duration - composite worker) yr	25	25
EF_w (exposure frequency - composite worker) day/yr	250	250
ET_w (exposure time - composite worker) hr	8	8
THQ (target hazard quotient) unitless	0.1	1
LT (lifetime) yr	70	70
TR (target risk) unitless	1.0E-06	1.0E-05

Commercial Vapor Intrusion Screening Levels (VISL)
<a href= \/guide.html#Table1 ➡ User's Guide Variable References

Output generated 20SEP2018:20:48:22

Chemical	CAS Number	Does the chemical meet the definition for volatility? (HLC>1E-5 or VP>1)	Does the chemical have inhalation toxicity data? (IUR and/or RfC)	Is Chemical Sufficiently Volatile and Toxic to Pose Inhalation Risk Via Vapor Intrusion from Soil Source? (C_{vp} > $C_{i,a}$,Target?)	Is Chemical Sufficiently Volatile and Toxic to Pose Inhalation Risk Via Vapor Intrusion from Groundwater Source? (C_{hc} > $C_{i,a}$,Target?)	Target Indoor Air Concentration (TCR=1E-05 or THQ=1) MIN($C_{ia,c}$,$C_{ia,nc}$) (µg/m³)	Toxicity Basis
Benzene	71-43-2	Yes	Yes	Yes	Yes	1.57E+01	CA
Carbon Disulfide	75-15-0	Yes	Yes	Yes	Yes	3.07E+03	NC
Carbon Tetrachloride	56-23-5	Yes	Yes	Yes	Yes	2.04E+01	CA
Chloroform	67-66-3	Yes	Yes	Yes	Yes	5.33E+00	CA
Chloromethane	74-87-3	Yes	Yes	Yes	Yes	3.94E+02	NC
Dichlorodifluoromethane	75-71-8	Yes	Yes	Yes	Yes	4.38E+02	NC
Dichloroethane, 1,2-	107-06-2	Yes	Yes	Yes	Yes	4.72E+00	CA
Ethylbenzene	100-41-4	Yes	Yes	Yes	Yes	4.91E+01	CA
Hexanone, 2-	591-78-6	Yes	Yes	Yes	Yes	1.31E+02	NC
Methyl Ethyl Ketone (2-Butanone)	78-93-3	Yes	Yes	Yes	Yes	2.19E+04	NC
Methylene Chloride	75-09-2	Yes	Yes	Yes	Yes	2.63E+03	NC
Styrene	100-42-5	Yes	Yes	Yes	Yes	4.38E+03	NC
Tetrachloroethylene	127-18-4	Yes	Yes	Yes	Yes	1.75E+02	NC
Toluene	108-88-3	Yes	Yes	Yes	Yes	2.19E+04	NC
Trichlorobenzene, 1,2,4-	120-82-1	Yes	Yes	Yes	Yes	8.76E+00	NC
Trichlorofluoromethane	75-69-4	Yes	No	No Inhal. Tox. Info	No Inhal. Tox. Info		
Xylenes	1330-20-7	Yes	Yes	Yes	Yes	4.38E+02	NC

Commercial Vapor Intrusion Screening Levels (VISL)
<a href= \/guide.html#Table1 ➡ User's Guide Variable References

Output generated 20SEP2018:20:48:22

Chemical	Target Sub-Slab and Near-source Soil Gas Concentration (TCR=1E-05 or THQ=1) C_{sg},Target (μg/m³)	Target Groundwater Concentration (TCR=1E-05 or THQ=1) C_{gw},Target (μg/L)	Is Target Groundwater Concentration < MCL? (C_{gw} < MCL?)	Pure Phase Vapor Concentration C_{vp}\ (25 ℃)\ (μg/m³)	Maximum Groundwater Vapor Concentration C_{hc}\ (μg/m³)	Temperature for Maximum Groundwater Vapor Concentration (℃)
Benzene	5.24E+02	6.93E+01	No (5)	3.98E+08	4.06E+08	25
Carbon Disulfide	1.02E+05	5.21E+03	--	1.47E+09	1.27E+09	25
Carbon Tetrachloride	6.81E+02	1.81E+01	No (5)	9.51E+08	8.95E+08	25
Chloroform	1.78E+02	3.55E+01	Yes (80)	1.26E+09	1.19E+09	25
Chloromethane	1.31E+04	1.09E+03	--	1.17E+10	1.92E+09	25
Dichlorodifluoromethane	1.46E+04	3.12E+01	--	3.15E+10	3.93E+09	25
Dichloroethane, 1,2-	1.57E+02	9.78E+01	No (5)	4.20E+08	4.15E+08	25
Ethylbenzene	1.64E+03	1.52E+02	Yes (700)	5.48E+07	5.44E+07	25
Hexanone, 2-	4.38E+03	3.45E+04	--	6.25E+07	6.55E+07	25
Methyl Ethyl Ketone (2-Butanone)	7.30E+05	9.41E+06	--	3.51E+08	5.19E+08	25
Methylene Chloride	8.76E+04	1.98E+04	No (5)	1.99E+09	1.73E+09	25
Styrene	1.46E+05	3.90E+04	No (100)	3.58E+07	3.49E+07	25
Tetrachloroethylene	5.84E+03	2.42E+02	No (5)	1.65E+08	1.49E+08	25
Toluene	7.30E+05	8.07E+04	No (1000)	1.41E+08	1.43E+08	25
Trichlorobenzene, 1,2,4-	2.92E+02	1.51E+02	No (70)	4.49E+06	2.84E+06	25
Trichlorofluoromethane				5.93E+09	4.36E+09	25
Xylenes	1.46E+04	1.62E+03	Yes (10000)	4.56E+07	2.87E+07	25

Commercial Vapor Intrusion Screening Levels (VISL)
<a href= \/guide.html#Table1 ➡ User's Guide Variable References

Output generated 20SEP2018:20:48:22

Chemical	Lower Explosive Limit LEL (% by volume)	LEL Ref	Inhalation Unit Risk $(ug/m^3)^{-1}$	IUR Ref	RfC (mg/m^3)	RfC Ref	Mutagenic Indicator	Carcinogenic VISL TCR=1E-05 $C_{ia,c}$ $(\mu g/m^3)$	Noncarcinogenic VISL THQ=1 $C_{ia,nc}$ $(\mu g/m^3)$
Benzene	1.20	CRC89	7.80E-06	I	3.00E-02	I	No	1.57E+01	1.31E+02
Carbon Disulfide	1.30	CRC89			7.00E-01	I	No		3.07E+03
Carbon Tetrachloride			6.00E-06	I	1.00E-01	I	No	2.04E+01	4.38E+02
Chloroform			2.30E-05	I	9.77E-02	A	No	5.33E+00	4.28E+02
Chloromethane	8.10	CRC89			9.00E-02	I	No		3.94E+02
Dichlorodifluoromethane					1.00E-01	X	No		4.38E+02
Dichloroethane, 1,2-	6.20	CRC89	2.60E-05	I	7.00E-03	P	No	4.72E+00	3.07E+01
Ethylbenzene	0.80	CRC89	2.50E-06	C	1.00E+00	I	No	4.91E+01	4.38E+03
Hexanone, 2-	1.00	CRC89			3.00E-02	I	No		1.31E+02
Methyl Ethyl Ketone (2-Butanone)	1.40	CRC89			5.00E+00	I	No		2.19E+04
Methylene Chloride	13.00	CRC89	1.00E-08	I	6.00E-01	I	Mut	1.23E+04	2.63E+03
Styrene	0.90	CRC89			1.00E+00	I	No		4.38E+03
Tetrachloroethylene			2.60E-07	I	4.00E-02	I	No	4.72E+02	1.75E+02
Toluene	1.10	CRC89			5.00E+00	I	No		2.19E+04
Trichlorobenzene, 1,2,4-	2.50	CRC89			2.00E-03	P	No		8.76E+00
Trichlorofluoromethane							No		
Xylenes					1.00E-01	I	No		4.38E+02

Chemical	CAS Number	Site Indoor Air Concentration $C_{i,a}$ \ (μg/m³)	VI Carcinogenic Risk CR	VI Hazard HQ	Inhalation Unit Risk (ug/m³)⁻¹	IUR Ref	Chronic RfC (mg/m³)	RfC Ref	Temperature (℃)\ for Groundwater Vapor Concentration	Mutagen?
Benzene	71-43-2	7.10E-01	4.52E-07	5.40E-03	7.80E-06	I	3.00E-02	IRIS	25	No
Carbon Disulfide	75-15-0						7.00E-01	IRIS	25	No
Carbon Tetrachloride	56-23-5	5.70E-01	2.79E-07	1.30E-03	6.00E-06	I	1.00E-01	IRIS	25	No
Chloroform	67-66-3	3.00E-01	5.63E-07	7.01E-04	2.30E-05	I	9.77E-02	ATSDR	25	No
Chloromethane	74-87-3	1.50E+00		3.81E-03			9.00E-02	IRIS	25	No
Dichlorodifluoromethane	75-71-8	1.40E+00		3.20E-03			1.00E-01	SCREEN	25	No
Dichloroethane, 1,2-	107-06-2	1.60E+00	3.39E-06	5.22E-02	2.60E-05	I	7.00E-03	PPRTV	25	No
Ethylbenzene	100-41-4				2.50E-06	C	1.00E+00	IRIS	25	No
Hexanone, 2-	591-78-6						3.00E-02	IRIS	25	No
Methyl Ethyl Ketone (2-Butanone)	78-93-3	4.90E+00		2.24E-04			5.00E+00	IRIS	25	No
Methylene Chloride	75-09-2	4.20E-01	3.42E-10	1.60E-04	1.00E-08	I	6.00E-01	IRIS	25	Mut
Styrene	100-42-5	7.30E-01		1.67E-04			1.00E+00	IRIS	25	No
Tetrachloroethylene	127-18-4	9.80E+01	2.08E-06	5.59E-01	2.60E-07	I	4.00E-02	IRIS	25	No
Toluene	108-88-3	1.90E+00		8.68E-05			5.00E+00	IRIS	25	No
Trichlorobenzene, 1,2,4-	120-82-1	9.00E-01		1.03E-01			2.00E-03	PPRTV	25	No
Trichlorofluoromethane	75-69-4	1.40E+00							25	No
Xylenes	1330-20-7	1.58E+00		3.61E-03			1.00E-01	IRIS	25	No
**Sum*			*6.76E-06*	*7.33E-01*						

Chemical	CAS Number	Does the chemical meet the definition for volatility? (HLC>1E-5 or VP>1)	Does the chemical have inhalation toxicity data? (IUR and/or RfC)	MW	MW Ref	Vapor Pressure VP (mm Hg)	VP Ref	S (mg/L)	S Ref	MCL (ug/L)
Benzene	71-43-2	Yes	Yes	78.12	PHYSPROP	9.48E+01	PHYSPROP	1.79E+03	PHYSPROP	5
Carbon Disulfide	75-15-0	Yes	Yes	76.14	PHYSPROP	3.59E+02	PHYSPROP	2.16E+03	PHYSPROP	
Carbon Tetrachloride	56-23-5	Yes	Yes	153.82	PHYSPROP	1.15E+02	PHYSPROP	7.93E+02	PHYSPROP	5
Chloroform	67-66-3	Yes	Yes	119.38	PHYSPROP	1.97E+02	PHYSPROP	7.95E+03	PHYSPROP	80
Chloromethane	74-87-3	Yes	Yes	50.49	PHYSPROP	4.30E+03	PHYSPROP	5.32E+03	PHYSPROP	
Dichlorodifluoromethane	75-71-8	Yes	Yes	120.91	PHYSPROP	4.85E+03	PHYSPROP	2.80E+02	PHYSPROP	
Dichloroethane, 1,2-	107-06-2	Yes	Yes	98.96	PHYSPROP	7.89E+01	PHYSPROP	8.60E+03	PHYSPROP	5
Ethylbenzene	100-41-4	Yes	Yes	106.17	PHYSPROP	9.60E+00	PHYSPROP	1.69E+02	PHYSPROP	700
Hexanone, 2-	591-78-6	Yes	Yes	100.16	PHYSPROP	1.16E+01	PHYSPROP	1.72E+04	PHYSPROP	
Methyl Ethyl Ketone (2-Butanone)	78-93-3	Yes	Yes	72.11	PHYSPROP	9.06E+01	PHYSPROP	2.23E+05	PHYSPROP	
Methylene Chloride	75-09-2	Yes	Yes	84.93	PHYSPROP	4.35E+02	PHYSPROP	1.30E+04	PHYSPROP	5
Styrene	100-42-5	Yes	Yes	104.15	PHYSPROP	6.40E+00	PHYSPROP	3.10E+02	PHYSPROP	100
Tetrachloroethylene	127-18-4	Yes	Yes	165.83	PHYSPROP	1.85E+01	PHYSPROP	2.06E+02	PHYSPROP	5

Chemical	HLC (atm-m³/mole)	Henry's Law Constant (unitless)	H` and HLC Ref	Henry's Law Constant Used in Calcs (unitless)	D_{ia} \ (cm^2/s)	D_{ia} \ Ref	D_{iw} \ (cm^2/s)	D_{iw} \ Ref	Normal Boiling Point T_{boil} \ (K)	BP Ref
Benzene	5.55E-03	2.27E-01	PHYSPROP	2.27E-01	8.95E-02	WATER9 (U.S. EPA, 2001)	1.03E-05	WATER9 (U.S. EPA, 2001)	353.15	PHYSPROP
Carbon Disulfide	1.44E-02	5.89E-01	PHYSPROP	5.89E-01	1.06E-01	WATER9 (U.S. EPA, 2001)	1.30E-05	WATER9 (U.S. EPA, 2001)	319.15	PHYSPROP
Carbon Tetrachloride	2.76E-02	1.13E+00	PHYSPROP	1.13E+00	5.71E-02	WATER9 (U.S. EPA, 2001)	9.78E-06	WATER9 (U.S. EPA, 2001)	349.95	PHYSPROP
Chloroform	3.67E-03	1.50E-01	PHYSPROP	1.50E-01	7.69E-02	WATER9 (U.S. EPA, 2001)	1.09E-05	WATER9 (U.S. EPA, 2001)	334.25	PHYSPROP
Chloromethane	8.82E-03	3.61E-01	PHYSPROP	3.61E-01	1.24E-01	WATER9 (U.S. EPA, 2001)	1.36E-05	WATER9 (U.S. EPA, 2001)	249.15	PHYSPROP
Dichlorodifluoromethane	3.43E-01	1.40E+01	PHYSPROP	1.40E+01	7.60E-02	WATER9 (U.S. EPA, 2001)	1.08E-05	WATER9 (U.S. EPA, 2001)	243.35	PHYSPROP
Dichloroethane, 1,2-	1.18E-03	4.82E-02	PHYSPROP	4.82E-02	8.57E-02	WATER9 (U.S. EPA, 2001)	1.10E-05	WATER9 (U.S. EPA, 2001)	356.65	PHYSPROP
Ethylbenzene	7.88E-03	3.22E-01	PHYSPROP	3.22E-01	6.85E-02	WATER9 (U.S. EPA, 2001)	8.46E-06	WATER9 (U.S. EPA, 2001)	409.25	PHYSPROP
Hexanone, 2-	9.32E-05	3.81E-03	EPI	3.81E-03	7.04E-02	WATER9 (U.S. EPA, 2001)	8.44E-06	WATER9 (U.S. EPA, 2001)	400.75	PHYSPROP
Methyl Ethyl Ketone (2-Butanone)	5.69E-05	2.33E-03	PHYSPROP	2.33E-03	9.14E-02	WATER9 (U.S. EPA, 2001)	1.02E-05	WATER9 (U.S. EPA, 2001)	352.65	PHYSPROP
Methylene Chloride	3.25E-03	1.33E-01	PHYSPROP	1.33E-01	9.99E-02	WATER9 (U.S. EPA, 2001)	1.25E-05	WATER9 (U.S. EPA, 2001)	313.15	PHYSPROP
Styrene	2.75E-03	1.12E-01	PHYSPROP	1.12E-01	7.11E-02	WATER9 (U.S. EPA, 2001)	8.78E-06	WATER9 (U.S. EPA, 2001)	418.15	PHYSPROP
Tetrachloroethylene	1.77E-02	7.24E-01	PHYSPROP	7.24E-01	5.05E-02	WATER9 (U.S. EPA, 2001)	9.46E-06	WATER9 (U.S. EPA, 2001)	394.45	PHYSPROP

Chemical Properties
Output generated 20SEP2018:20:48:22

Chemical	Critical Temperature T_{crit} \ (K)	T_{crit} \ Ref	Enthalpy of vaporization at the normal boiling point $\Delta H_{v,b}$ \ (cal/mol)	$\Delta H_{v,b}$ \ Ref	K_{oc} \ (cm^3/g)	K_{oc} \ Ref	Lower Explosive Limit LEL (% by volume)	LEL Ref
Benzene	5.62E+02	CRC89	7342.26	CRC89	145.8	EPI	1.20	CRC89
Carbon Disulfide	5.52E+02	CRC89	6391.01	CRC89	21.73	EPI	1.30	CRC89
Carbon Tetrachloride	5.57E+02	CRC89	7127.00	Weast	43.89	EPI		
Chloroform	5.36E+02	CRC89	6988.00	Weast	31.82	EPI		
Chloromethane	4.16E+02	CRC89	5114.72	CRC89	13.22	EPI	8.10	CRC89
Dichlorodifluoromethane	3.85E+02	CRC89	4804.01	CRC89	43.89	EPI		
Dichloroethane, 1,2-	5.62E+02	CRC89	7643.40	CRC89	39.6	EPI	6.20	CRC89
Ethylbenzene	6.17E+02	CRC89	8501.43	CRC89	446.1	EPI	0.80	CRC89
Hexanone, 2-	5.87E+02	CRC89	8687.86	CRC89	14.98	EPI	1.00	CRC89
Methyl Ethyl Ketone (2-Butanone)	5.37E+02	CRC89	7480.88	CRC89	4.51	EPI	1.40	CRC89
Methylene Chloride	5.08E+02	CRC89	6706.50	CRC89	21.73	EPI	13.00	CRC89
Styrene	6.35E+02	CRC89	8737.00	Weast	446.1	EPI	0.90	CRC89
Tetrachloroethylene	6.20E+02	YAWS	8288.00	Weast	94.94	EPI		

Chemical	CAS Number	Does the chemical meet the definition for volatility? (HLC>1E-5 or VP>1)	Does the chemical have inhalation toxicity data? (IUR and/or RfC)	MW	MW Ref	Vapor Pressure VP (mm Hg)	VP Ref	S (mg/L)	S Ref	MCL (ug/L)
Toluene	108-88-3	Yes	Yes	92.14	PHYSPROP	2.84E+01	PHYSPROP	5.26E+02	PHYSPROP	1000
Trichlorobenzene, 1,2,4-	120-82-1	Yes	Yes	181.45	PHYSPROP	4.60E-01	PHYSPROP	4.90E+01	PHYSPROP	70
Trichlorofluoromethane	75-69-4	Yes	No	137.37	PHYSPROP	8.03E+02	PHYSPROP	1.10E+03	PHYSPROP	
Xylenes	1330-20-7	Yes	Yes	106.17	PHYSPROP	7.99E+00	PHYSPROP	1.06E+02	PHYSPROP	10000

Chemical	HLC (atm-m³/mole)	Henry's Law Constant (unitless)	H` and HLC Ref	Henry's Law Constant Used in Calcs (unitless)	D_{ia} \ (cm^2/s)	D_{ia} \ Ref	D_{iw} \ (cm^2/s)	D_{iw} \ Ref	Normal Boiling Point T_{boil} \ (K)	BP Ref
Toluene	6.64E-03	2.71E-01	PHYSPROP	2.71E-01	7.78E-02	WATER9 (U.S. EPA, 2001)	9.20E-06	WATER9 (U.S. EPA, 2001)	383.75	PHYSPROP
Trichlorobenzene, 1,2,4-	1.42E-03	5.81E-02	PHYSPROP	5.81E-02	3.96E-02	WATER9 (U.S. EPA, 2001)	8.40E-06	WATER9 (U.S. EPA, 2001)	486.65	PHYSPROP
Trichlorofluoromethane	9.70E-02	3.97E+00	PHYSPROP	3.97E+00	6.54E-02	WATER9 (U.S. EPA, 2001)	1.00E-05	WATER9 (U.S. EPA, 2001)	296.85	PHYSPROP
Xylenes	6.63E-03	2.71E-01	PHYSPROP	2.71E-01	6.85E-02	WATER9 (U.S. EPA, 2001)	8.46E-06	WATER9 (U.S. EPA, 2001)	411.65	PHYSPROP

Chemical	Critical Temperature T_{crit} \ (K)	T_{crit} \ Ref	Enthalpy of vaporization at the normal boiling point $\Delta H_{v,b}$ \ (cal/mol)	$\Delta H_{v,b}$ \ Ref	K_{oc} \ (cm^3/g)	K_{oc} \ Ref	Lower Explosive Limit LEL (% by volume)	LEL Ref
Toluene	5.92E+02	CRC89	7930.00	Weast	233.9	EPI	1.10	CRC89
Trichlorobenzene, 1,2,4-	7.25E+02	YAWS	10471.00	Weast	1356	EPI	2.50	CRC89
Trichlorofluoromethane	4.71E+02	CRC89	5998.90	TOXNET	43.89	EPI		
Xylenes	6.20E+02	YAWS	8523.00	Weast	382.9	EPI		

Site-specific VISL Results
Commercial Equation Inputs

TNB
SS-1 8-26-18

*** Inputted values different from Commercial defaults are highlighted.**
Output generated 20SEP2018:20:56:22

Variable	Commercial Air Default Value	Value
AF_{gw} (Attenuation Factor Groundwater) unitless	0.001	0.001
AF_{ss} (Attenuation Factor Sub-Slab) unitless	0.03	0.03
AT_w (averaging time - composite worker)	365	365
ED_w (exposure duration - composite worker) yr	25	25
EF_w (exposure frequency - composite worker) day/yr	250	250
ET_w (exposure time - composite worker) hr	8	8
THQ (target hazard quotient) unitless	0.1	1
LT (lifetime) yr	70	70
TR (target risk) unitless	1.0E-06	1.0E-05

Commercial Vapor Intrusion Screening Levels (VISL)
<a href= \/guide.html#Table1 ➡ User's Guide Variable References

Output generated 20SEP2018:20:56:22

Chemical	CAS Number	Does the chemical meet the definition for volatility? (HLC>1E-5 or VP>1)	Does the chemical have inhalation toxicity data? (IUR and/or RfC)	Is Chemical Sufficiently Volatile and Toxic to Pose Inhalation Risk Via Vapor Intrusion from Soil Source? (C_{vp} > $C_{i,a}$,Target?)	Is Chemical Sufficiently Volatile and Toxic to Pose Inhalation Risk Via Vapor Intrusion from Groundwater Source? (C_{hc} > $C_{i,a}$,Target?)	Target Indoor Air Concentration (TCR=1E-05 or THQ=1) MIN($C_{ia,c}$,$C_{ia,nc}$) (µg/m³)	Toxicity Basis
Tetrachloroethylene	127-18-4	Yes	Yes	Yes	Yes	1.75E+02	NC
Trichloroethylene	79-01-6	Yes	Yes	Yes	Yes	8.76E+00	NC

Chemical	Target Sub-Slab and Near-source Soil Gas Concentration (TCR=1E-05 or THQ=1) C_{sg},Target (µg/m³)	Target Groundwater Concentration (TCR=1E-05 or THQ=1) C_{gw},Target (µg/L)	Is Target Groundwater Concentration < MCL? (C_{gw} < MCL?)	Pure Phase Vapor Concentration C_{vp}\ (25 ℃)\ (µg/m³)	Maximum Groundwater Vapor Concentration C_{hc}\ (µg/m³)	Temperature for Maximum Groundwater Vapor Concentration (℃)	Lower Explosive Limit LEL (% by volume)
Tetrachloroethylene	5.84E+03	2.42E+02	No (5)	1.65E+08	1.49E+08	25	
Trichloroethylene	2.92E+02	2.18E+01	No (5)	4.88E+08	5.15E+08	25	8.00

Chemical	LEL Ref	Inhalation Unit Risk (ug/m³)$^{-1}$	IUR Ref	RfC (mg/m³)	RfC Ref	Mutagenic Indicator	Carcinogenic VISL TCR=1E-05 $C_{ia,c}$ (µg/m³)	Noncarcinogenic VISL THQ=1 $C_{ia,nc}$ (µg/m³)
Tetrachloroethylene		2.60E-07	I	4.00E-02	I	No	4.72E+02	1.75E+02
Trichloroethylene	CRC89	4.10E-06	I	2.00E-03	I	Mut	2.99E+01	8.76E+00

Commercial Vapor Intrusion Risk
Output generated 20SEP2018:20:56:22

Chemical	CAS Number	Site Indoor Air Concentration $C_{i,a}$ \ ($\mu g/m^3$)	VI Carcinogenic Risk CR	VI Hazard HQ	Inhalation Unit Risk $(ug/m^3)^{-1}$	IUR Ref	Chronic RfC (mg/m^3)	RfC Ref	Temperature (°C)\ for Groundwater Vapor Concentration	Mutagen?
Tetrachloroethylene	127-18-4	6.60E+03	1.40E-04	3.77E+01	2.60E-07	I	4.00E-02	IRIS	25	No
Trichloroethylene	79-01-6				4.10E-06	I	2.00E-03	IRIS	25	Mut
**Sum*			*1.40E-04*	*3.77E+01*						

Chemical Properties
Output generated 20SEP2018:20:56:22

Chemical	CAS Number	Does the chemical meet the definition for volatility? (HLC>1E-5 or VP>1)	Does the chemical have inhalation toxicity data? (IUR and/or RfC)	MW	MW Ref	Vapor Pressure VP (mm Hg)	VP Ref	S (mg/L)	S Ref
Tetrachloroethylene	127-18-4	Yes	Yes	165.83	PHYSPROP	1.85E+01	PHYSPROP	2.06E+02	PHYSPROP
Trichloroethylene	79-01-6	Yes	Yes	131.39	PHYSPROP	6.90E+01	PHYSPROP	1.28E+03	PHYSPROP

Chemical	MCL (ug/L)	HLC (atm-m³/mole)	Henry's Law Constant (unitless)	H` and HLC Ref	Henry's Law Constant Used in Calcs (unitless)	D_{ia}\ (cm^2/s)	D_{ia}\ Ref	D_{iw}\ (cm^2/s)	D_{iw}\ Ref
Tetrachloroethylene	5	1.77E-02	7.24E-01	PHYSPROP	7.24E-01	5.05E-02	WATER9 (U.S. EPA, 2001)	9.46E-06	WATER9 (U.S. EPA, 2001)
Trichloroethylene	5	9.85E-03	4.03E-01	PHYSPROP	4.03E-01	6.87E-02	WATER9 (U.S. EPA, 2001)	1.02E-05	WATER9 (U.S. EPA, 2001)

Chemical	Normal Boiling Point T_{boil}\ (K)	BP Ref	Critical Temperature T_{crit}\ (K)	T_{crit}\ Ref	Enthalpy of vaporization at the normal boiling point $\Delta H_{v,b}$\ (cal/mol)	$\Delta H_{v,b}$\ Ref	K_{oc}\ (cm^3/g)	K_{oc}\ Ref	Lower Explosive Limit LEL (% by volume)	LEL Ref
Tetrachloroethylene	394.45	PHYSPROP	6.20E+02	YAWS	8288.00	Weast	94.94	EPI		
Trichloroethylene	360.35	PHYSPROP	5.71E+02	YAWS	7505.00	Weast	60.7	EPI	8.00	CRC89

Site-specific VISL Results
Commercial Equation Inputs

TNB
SS-2 8-26-18

*** Inputted values different from Commercial defaults are highlighted.**
Output generated 20SEP2018:20:59:43

Variable	Commercial Air Default Value	Value
AF_{gw} (Attenuation Factor Groundwater) unitless	0.001	0.001
AF_{ss} (Attenuation Factor Sub-Slab) unitless	0.03	0.03
AT_w (averaging time - composite worker)	365	365
ED_w (exposure duration - composite worker) yr	25	25
EF_w (exposure frequency - composite worker) day/yr	250	250
ET_w (exposure time - composite worker) hr	8	8
THQ (target hazard quotient) unitless	0.1	1
LT (lifetime) yr	70	70
TR (target risk) unitless	1.0E-06	1.0E-05

Commercial Vapor Intrusion Screening Levels (VISL)
<a href= \/guide.html#Table1 ➡ User's Guide Variable References

Output generated 20SEP2018:20:59:43

Chemical	CAS Number	Does the chemical meet the definition for volatility? (HLC>1E-5 or VP>1)	Does the chemical have inhalation toxicity data? (IUR and/or RfC)	Is Chemical Sufficiently Volatile and Toxic to Pose Inhalation Risk Via Vapor Intrusion from Soil Source? (C_{vp} > $C_{i,a}$,Target?)	Is Chemical Sufficiently Volatile and Toxic to Pose Inhalation Risk Via Vapor Intrusion from Groundwater Source? (C_{hc} > $C_{i,a}$,Target?)	Target Indoor Air Concentration (TCR=1E-05 or THQ=1) MIN($C_{ia,c}$,$C_{ia,nc}$) (µg/m³)	Toxicity Basis
Tetrachloroethylene	127-18-4	Yes	Yes	Yes	Yes	1.75E+02	NC
Trichloroethylene	79-01-6	Yes	Yes	Yes	Yes	8.76E+00	NC

Chemical	Target Sub-Slab and Near-source Soil Gas Concentration (TCR=1E-05 or THQ=1) C_{sg},Target (µg/m³)	Target Groundwater Concentration (TCR=1E-05 or THQ=1) C_{gw},Target (µg/L)	Is Target Groundwater Concentration < MCL? (C_{gw} < MCL?)	Pure Phase Vapor Concentration C_{vp}\ (25 ℃)\ (µg/m³)	Maximum Groundwater Vapor Concentration C_{hc}\ (µg/m³)	Temperature for Maximum Groundwater Vapor Concentration (℃)	Lower Explosive Limit LEL (% by volume)
Tetrachloroethylene	5.84E+03	2.42E+02	No (5)	1.65E+08	1.49E+08	25	
Trichloroethylene	2.92E+02	2.18E+01	No (5)	4.88E+08	5.15E+08	25	8.00

Chemical	LEL Ref	Inhalation Unit Risk (ug/m³)$^{-1}$	IUR Ref	RfC (mg/m³)	RfC Ref	Mutagenic Indicator	Carcinogenic VISL TCR=1E-05 $C_{ia,c}$ (µg/m³)	Noncarcinogenic VISL THQ=1 $C_{ia,nc}$ (µg/m³)
Tetrachloroethylene		2.60E-07	I	4.00E-02	I	No	4.72E+02	1.75E+02
Trichloroethylene	CRC89	4.10E-06	I	2.00E-03	I	Mut	2.99E+01	8.76E+00

Commercial Vapor Intrusion Risk
Output generated 20SEP2018:20:59:43

Chemical	CAS Number	Site Indoor Air Concentration $C_{i,a}$ \ ($\mu g/m^3$)	VI Carcinogenic Risk CR	VI Hazard HQ	Inhalation Unit Risk $(ug/m^3)^{-1}$	IUR Ref	Chronic RfC (mg/m^3)	RfC Ref	Temperature (°C)\ for Groundwater Vapor Concentration	Mutagen?
Tetrachloroethylene	127-18-4	1.08E+04	2.29E-04	6.16E+01	2.60E-07	I	4.00E-02	IRIS	25	No
Trichloroethylene	79-01-6				4.10E-06	I	2.00E-03	IRIS	25	Mut
**Sum*			*2.29E-04*	*6.16E+01*						

Chemical Properties
Output generated 20SEP2018:20:59:43

Chemical	CAS Number	Does the chemical meet the definition for volatility? (HLC>1E-5 or VP>1)	Does the chemical have inhalation toxicity data? (IUR and/or RfC)	MW	MW Ref	Vapor Pressure VP (mm Hg)	VP Ref	S (mg/L)	S Ref
Tetrachloroethylene	127-18-4	Yes	Yes	165.83	PHYSPROP	1.85E+01	PHYSPROP	2.06E+02	PHYSPROP
Trichloroethylene	79-01-6	Yes	Yes	131.39	PHYSPROP	6.90E+01	PHYSPROP	1.28E+03	PHYSPROP

Chemical	MCL (ug/L)	HLC (atm-m³/mole)	Henry's Law Constant (unitless)	H` and HLC Ref	Henry's Law Constant Used in Calcs (unitless)	D_{ia}\ (cm^2/s)	D_{ia}\ Ref	D_{iw}\ (cm^2/s)	D_{iw}\ Ref
Tetrachloroethylene	5	1.77E-02	7.24E-01	PHYSPROP	7.24E-01	5.05E-02	WATER9 (U.S. EPA, 2001)	9.46E-06	WATER9 (U.S. EPA, 2001)
Trichloroethylene	5	9.85E-03	4.03E-01	PHYSPROP	4.03E-01	6.87E-02	WATER9 (U.S. EPA, 2001)	1.02E-05	WATER9 (U.S. EPA, 2001)

Chemical	Normal Boiling Point T_{boil}\ (K)	BP Ref	Critical Temperature T_{crit}\ (K)	T_{crit}\ Ref	Enthalpy of vaporization at the normal boiling point $\Delta H_{v,b}$\ (cal/mol)	$\Delta H_{v,b}$\ Ref	K_{oc}\ (cm^3/g)	K_{oc}\ Ref	Lower Explosive Limit LEL (% by volume)	LEL Ref
Tetrachloroethylene	394.45	PHYSPROP	6.20E+02	YAWS	8288.00	Weast	94.94	EPI		
Trichloroethylene	360.35	PHYSPROP	5.71E+02	YAWS	7505.00	Weast	60.7	EPI	8.00	CRC89

Site-specific VISL Results
Commercial Equation Inputs

TNB
SS-3 8-26-18

*** Inputted values different from Commercial defaults are highlighted.**
Output generated 20SEP2018:21:01:28

Variable	Commercial Air Default Value	Value
AF_{gw} (Attenuation Factor Groundwater) unitless	0.001	0.001
AF_{ss} (Attenuation Factor Sub-Slab) unitless	0.03	0.03
AT_w (averaging time - composite worker)	365	365
ED_w (exposure duration - composite worker) yr	25	25
EF_w (exposure frequency - composite worker) day/yr	250	250
ET_w (exposure time - composite worker) hr	8	8
THQ (target hazard quotient) unitless	0.1	1
LT (lifetime) yr	70	70
TR (target risk) unitless	1.0E-06	1.0E-05

Commercial Vapor Intrusion Screening Levels (VISL)
<a href= \/guide.html#Table1 User's Guide Variable References

Output generated 20SEP2018:21:01:28

Chemical	CAS Number	Does the chemical meet the definition for volatility? (HLC>1E-5 or VP>1)	Does the chemical have inhalation toxicity data? (IUR and/or RfC)	Is Chemical Sufficiently Volatile and Toxic to Pose Inhalation Risk Via Vapor Intrusion from Soil Source? (C_{vp} > $C_{i,a}$,Target?)	Is Chemical Sufficiently Volatile and Toxic to Pose Inhalation Risk Via Vapor Intrusion from Groundwater Source? (C_{hc} > $C_{i,a}$,Target?)	Target Indoor Air Concentration (TCR=1E-05 or THQ=1) MIN($C_{ia,c}$,$C_{ia,nc}$) (µg/m³)	Toxicity Basis
Tetrachloroethylene	127-18-4	Yes	Yes	Yes	Yes	1.75E+02	NC
Trichloroethylene	79-01-6	Yes	Yes	Yes	Yes	8.76E+00	NC

Chemical	Target Sub-Slab and Near-source Soil Gas Concentration (TCR=1E-05 or THQ=1) C_{sg},Target (µg/m³)	Target Groundwater Concentration (TCR=1E-05 or THQ=1) C_{gw},Target (µg/L)	Is Target Groundwater Concentration < MCL? (C_{gw} < MCL?)	Pure Phase Vapor Concentration C_{vp}\ (25 ℃)\ (µg/m³)	Maximum Groundwater Vapor Concentration C_{hc}\ (µg/m³)	Temperature for Maximum Groundwater Vapor Concentration (℃)	Lower Explosive Limit LEL (% by volume)
Tetrachloroethylene	5.84E+03	2.42E+02	No (5)	1.65E+08	1.49E+08	25	
Trichloroethylene	2.92E+02	2.18E+01	No (5)	4.88E+08	5.15E+08	25	8.00

Chemical	LEL Ref	Inhalation Unit Risk (ug/m³)$^{-1}$	IUR Ref	RfC (mg/m³)	RfC Ref	Mutagenic Indicator	Carcinogenic VISL TCR=1E-05 $C_{ia,c}$ (µg/m³)	Noncarcinogenic VISL THQ=1 $C_{ia,nc}$ (µg/m³)
Tetrachloroethylene		2.60E-07	I	4.00E-02	I	No	4.72E+02	1.75E+02
Trichloroethylene	CRC89	4.10E-06	I	2.00E-03	I	Mut	2.99E+01	8.76E+00

Chemical	CAS Number	Site Sub-Slab and Exterior Soil Gas Concentration C_{sg}\ ($\mu g/m^3$)	Site Indoor Air Concentration $C_{i,a}$\ ($\mu g/m^3$)	VI Carcinogenic Risk CR	VI Hazard HQ	Inhalation Unit Risk $(ug/m^3)^{-1}$	IUR Ref
Tetrachloroethylene	127-18-4	340000	1.02E+04	2.16E-04	5.82E+01	2.60E-07	I
Trichloroethylene	79-01-6	160	4.80E+00	1.60E-06	5.48E-01	4.10E-06	I
**Sum*				*2.18E-04*	*5.88E+01*		

Chemical	Chronic RfC (mg/m^3)	RfC Ref	Temperature (℃)\ for Groundwater Vapor Concentration	Mutagen?
Tetrachloroethylene	4.00E-02	IRIS	25	No
Trichloroethylene	2.00E-03	IRIS	25	Mut
**Sum*				

Chemical Properties
Output generated 20SEP2018:21:01:28

Chemical	CAS Number	Does the chemical meet the definition for volatility? (HLC>1E-5 or VP>1)	Does the chemical have inhalation toxicity data? (IUR and/or RfC)	MW	MW Ref	Vapor Pressure VP (mm Hg)	VP Ref	S (mg/L)	S Ref
Tetrachloroethylene	127-18-4	Yes	Yes	165.83	PHYSPROP	1.85E+01	PHYSPROP	2.06E+02	PHYSPROP
Trichloroethylene	79-01-6	Yes	Yes	131.39	PHYSPROP	6.90E+01	PHYSPROP	1.28E+03	PHYSPROP

Chemical	MCL (ug/L)	HLC (atm-m³/mole)	Henry's Law Constant (unitless)	H` and HLC Ref	Henry's Law Constant Used in Calcs (unitless)	D_{ia}\ (cm^2/s)	D_{ia}\ Ref	D_{iw}\ (cm^2/s)	D_{iw}\ Ref
Tetrachloroethylene	5	1.77E-02	7.24E-01	PHYSPROP	7.24E-01	5.05E-02	WATER9 (U.S. EPA, 2001)	9.46E-06	WATER9 (U.S. EPA, 2001)
Trichloroethylene	5	9.85E-03	4.03E-01	PHYSPROP	4.03E-01	6.87E-02	WATER9 (U.S. EPA, 2001)	1.02E-05	WATER9 (U.S. EPA, 2001)

Chemical	Normal Boiling Point T_{boil}\ (K)	BP Ref	Critical Temperature T_{crit}\ (K)	T_{crit}\ Ref	Enthalpy of vaporization at the normal boiling point $\Delta H_{v,b}$\ (cal/mol)	$\Delta H_{v,b}$\ Ref	K_{oc}\ (cm^3/g)	K_{oc}\ Ref	Lower Explosive Limit LEL (% by volume)	LEL Ref
Tetrachloroethylene	394.45	PHYSPROP	6.20E+02	YAWS	8288.00	Weast	94.94	EPI		
Trichloroethylene	360.35	PHYSPROP	5.71E+02	YAWS	7505.00	Weast	60.7	EPI	8.00	CRC89

Site-specific VISL Results
Commercial Equation Inputs

TNB
SS-4 8-26-18

*** Inputted values different from Commercial defaults are highlighted.**
Output generated 20SEP2018:21:03:17

Variable	Commercial Air Default Value	Value
AF_{gw} (Attenuation Factor Groundwater) unitless	0.001	0.001
AF_{ss} (Attenuation Factor Sub-Slab) unitless	0.03	0.03
AT_w (averaging time - composite worker)	365	365
ED_w (exposure duration - composite worker) yr	25	25
EF_w (exposure frequency - composite worker) day/yr	250	250
ET_w (exposure time - composite worker) hr	8	8
THQ (target hazard quotient) unitless	0.1	1
LT (lifetime) yr	70	70
TR (target risk) unitless	1.0E-06	1.0E-05

Commercial Vapor Intrusion Screening Levels (VISL)
<a href= \/guide.html#Table1 ➡ User's Guide Variable References

Output generated 20SEP2018:21:03:17

Chemical	CAS Number	Does the chemical meet the definition for volatility? (HLC>1E-5 or VP>1)	Does the chemical have inhalation toxicity data? (IUR and/or RfC)	Is Chemical Sufficiently Volatile and Toxic to Pose Inhalation Risk Via Vapor Intrusion from Soil Source? (C_{vp} > $C_{i,a}$,Target?)	Is Chemical Sufficiently Volatile and Toxic to Pose Inhalation Risk Via Vapor Intrusion from Groundwater Source? (C_{hc} > $C_{i,a}$,Target?)	Target Indoor Air Concentration (TCR=1E-05 or THQ=1) MIN($C_{ia,c}$,$C_{ia,nc}$) (µg/m³)	Toxicity Basis
Tetrachloroethylene	127-18-4	Yes	Yes	Yes	Yes	1.75E+02	NC
Trichloroethylene	79-01-6	Yes	Yes	Yes	Yes	8.76E+00	NC

Chemical	Target Sub-Slab and Near-source Soil Gas Concentration (TCR=1E-05 or THQ=1) C_{sg},Target (µg/m³)	Target Groundwater Concentration (TCR=1E-05 or THQ=1) C_{gw},Target (µg/L)	Is Target Groundwater Concentration < MCL? (C_{gw} < MCL?)	Pure Phase Vapor Concentration C_{vp}\ (25 ℃)\ (µg/m³)	Maximum Groundwater Vapor Concentration C_{hc}\ (µg/m³)	Temperature for Maximum Groundwater Vapor Concentration (℃)	Lower Explosive Limit LEL (% by volume)
Tetrachloroethylene	5.84E+03	2.42E+02	No (5)	1.65E+08	1.49E+08	25	
Trichloroethylene	2.92E+02	2.18E+01	No (5)	4.88E+08	5.15E+08	25	8.00

Chemical	LEL Ref	Inhalation Unit Risk (ug/m³)$^{-1}$	IUR Ref	RfC (mg/m³)	RfC Ref	Mutagenic Indicator	Carcinogenic VISL TCR=1E-05 $C_{ia,c}$ (µg/m³)	Noncarcinogenic VISL THQ=1 $C_{ia,nc}$ (µg/m³)
Tetrachloroethylene		2.60E-07	I	4.00E-02	I	No	4.72E+02	1.75E+02
Trichloroethylene	CRC89	4.10E-06	I	2.00E-03	I	Mut	2.99E+01	8.76E+00

Commercial Vapor Intrusion Risk
Output generated 20SEP2018:21:03:17

Chemical	CAS Number	Site Indoor Air Concentration $C_{i,a}$ \ ($\mu g/m^3$)	VI Carcinogenic Risk CR	VI Hazard HQ	Inhalation Unit Risk $(ug/m^3)^{-1}$	IUR Ref	Chronic RfC (mg/m^3)	RfC Ref	Temperature (°C)\ for Groundwater Vapor Concentration	Mutagen?
Tetrachloroethylene	127-18-4	5.40E+03	1.14E-04	3.08E+01	2.60E-07	I	4.00E-02	IRIS	25	No
Trichloroethylene	79-01-6				4.10E-06	I	2.00E-03	IRIS	25	Mut
**Sum*			*1.14E-04*	*3.08E+01*						

Chemical Properties
Output generated 20SEP2018:21:03:17

Chemical	CAS Number	Does the chemical meet the definition for volatility? (HLC>1E-5 or VP>1)	Does the chemical have inhalation toxicity data? (IUR and/or RfC)	MW	MW Ref	Vapor Pressure VP (mm Hg)	VP Ref	S (mg/L)	S Ref
Tetrachloroethylene	127-18-4	Yes	Yes	165.83	PHYSPROP	1.85E+01	PHYSPROP	2.06E+02	PHYSPROP
Trichloroethylene	79-01-6	Yes	Yes	131.39	PHYSPROP	6.90E+01	PHYSPROP	1.28E+03	PHYSPROP

Chemical	MCL (ug/L)	HLC (atm-m³/mole)	Henry's Law Constant (unitless)	H` and HLC Ref	Henry's Law Constant Used in Calcs (unitless)	D_{ia}\ (cm^2/s)	D_{ia}\ Ref	D_{iw}\ (cm^2/s)	D_{iw}\ Ref
Tetrachloroethylene	5	1.77E-02	7.24E-01	PHYSPROP	7.24E-01	5.05E-02	WATER9 (U.S. EPA, 2001)	9.46E-06	WATER9 (U.S. EPA, 2001)
Trichloroethylene	5	9.85E-03	4.03E-01	PHYSPROP	4.03E-01	6.87E-02	WATER9 (U.S. EPA, 2001)	1.02E-05	WATER9 (U.S. EPA, 2001)

Chemical	Normal Boiling Point T_{boil}\ (K)	BP Ref	Critical Temperature T_{crit}\ (K)	T_{crit}\ Ref	Enthalpy of vaporization at the normal boiling point $\Delta H_{v,b}$\ (cal/mol)	$\Delta H_{v,b}$\ Ref	K_{oc}\ (cm^3/g)	K_{oc}\ Ref	Lower Explosive Limit LEL (% by volume)	LEL Ref
Tetrachloroethylene	394.45	PHYSPROP	6.20E+02	YAWS	8288.00	Weast	94.94	EPI		
Trichloroethylene	360.35	PHYSPROP	5.71E+02	YAWS	7505.00	Weast	60.7	EPI	8.00	CRC89

Site-specific VISL Results
Commercial Equation Inputs

TNB
SS-5 8-26-18

*** Inputted values different from Commercial defaults are highlighted.**
Output generated 20SEP2018:21:04:50

Variable	Commercial Air Default Value	Value
AF_{gw} (Attenuation Factor Groundwater) unitless	0.001	0.001
AF_{ss} (Attenuation Factor Sub-Slab) unitless	0.03	0.03
AT_w (averaging time - composite worker)	365	365
ED_w (exposure duration - composite worker) yr	25	25
EF_w (exposure frequency - composite worker) day/yr	250	250
ET_w (exposure time - composite worker) hr	8	8
THQ (target hazard quotient) unitless	0.1	1
LT (lifetime) yr	70	70
TR (target risk) unitless	1.0E-06	1.0E-05

Commercial Vapor Intrusion Screening Levels (VISL)
<a href= \/guide.html#Table1 ➡ User's Guide Variable References

Output generated 20SEP2018:21:04:50

Chemical	CAS Number	Does the chemical meet the definition for volatility? (HLC>1E-5 or VP>1)	Does the chemical have inhalation toxicity data? (IUR and/or RfC)	Is Chemical Sufficiently Volatile and Toxic to Pose Inhalation Risk Via Vapor Intrusion from Soil Source? (C_{vp} > $C_{i,a}$,Target?)	Is Chemical Sufficiently Volatile and Toxic to Pose Inhalation Risk Via Vapor Intrusion from Groundwater Source? (C_{hc} > $C_{i,a}$,Target?)	Target Indoor Air Concentration (TCR=1E-05 or THQ=1) MIN($C_{ia,c}$,$C_{ia,nc}$) (µg/m³)	Toxicity Basis
Tetrachloroethylene	127-18-4	Yes	Yes	Yes	Yes	1.75E+02	NC
Trichloroethylene	79-01-6	Yes	Yes	Yes	Yes	8.76E+00	NC

Chemical	Target Sub-Slab and Near-source Soil Gas Concentration (TCR=1E-05 or THQ=1) C_{sg},Target (µg/m³)	Target Groundwater Concentration (TCR=1E-05 or THQ=1) C_{gw},Target (µg/L)	Is Target Groundwater Concentration < MCL? (C_{gw} < MCL?)	Pure Phase Vapor Concentration C_{vp}\ (25 ℃)\ (µg/m³)	Maximum Groundwater Vapor Concentration C_{hc}\ (µg/m³)	Temperature for Maximum Groundwater Vapor Concentration (℃)	Lower Explosive Limit LEL (% by volume)
Tetrachloroethylene	5.84E+03	2.42E+02	No (5)	1.65E+08	1.49E+08	25	
Trichloroethylene	2.92E+02	2.18E+01	No (5)	4.88E+08	5.15E+08	25	8.00

Chemical	LEL Ref	Inhalation Unit Risk (ug/m³)$^{-1}$	IUR Ref	RfC (mg/m³)	RfC Ref	Mutagenic Indicator	Carcinogenic VISL TCR=1E-05 $C_{ia,c}$ (µg/m³)	Noncarcinogenic VISL THQ=1 $C_{ia,nc}$ (µg/m³)
Tetrachloroethylene		2.60E-07	I	4.00E-02	I	No	4.72E+02	1.75E+02
Trichloroethylene	CRC89	4.10E-06	I	2.00E-03	I	Mut	2.99E+01	8.76E+00

Commercial Vapor Intrusion Risk
Output generated 20SEP2018:21:04:50

Chemical	CAS Number	Site Indoor Air Concentration $C_{i,a}$ \ ($\mu g/m^3$)	VI Carcinogenic Risk CR	VI Hazard HQ	Inhalation Unit Risk $(ug/m^3)^{-1}$	IUR Ref	Chronic RfC (mg/m^3)	RfC Ref	Temperature (℃)\ for Groundwater Vapor Concentration	Mutagen?
Tetrachloroethylene	127-18-4	8.10E+04	1.72E-03	4.62E+02	2.60E-07	I	4.00E-02	IRIS	25	No
Trichloroethylene	79-01-6				4.10E-06	I	2.00E-03	IRIS	25	Mut
**Sum*			*1.72E-03*	*4.62E+02*						

Chemical Properties
Output generated 20SEP2018:21:04:50

Chemical	CAS Number	Does the chemical meet the definition for volatility? (HLC>1E-5 or VP>1)	Does the chemical have inhalation toxicity data? (IUR and/or RfC)	MW	MW Ref	Vapor Pressure VP (mm Hg)	VP Ref	S (mg/L)	S Ref
Tetrachloroethylene	127-18-4	Yes	Yes	165.83	PHYSPROP	1.85E+01	PHYSPROP	2.06E+02	PHYSPROP
Trichloroethylene	79-01-6	Yes	Yes	131.39	PHYSPROP	6.90E+01	PHYSPROP	1.28E+03	PHYSPROP

Chemical	MCL (ug/L)	HLC (atm-m³/mole)	Henry's Law Constant (unitless)	H` and HLC Ref	Henry's Law Constant Used in Calcs (unitless)	D_{ia}\ (cm^2/s)	D_{ia}\ Ref	D_{iw}\ (cm^2/s)	D_{iw}\ Ref
Tetrachloroethylene	5	1.77E-02	7.24E-01	PHYSPROP	7.24E-01	5.05E-02	WATER9 (U.S. EPA, 2001)	9.46E-06	WATER9 (U.S. EPA, 2001)
Trichloroethylene	5	9.85E-03	4.03E-01	PHYSPROP	4.03E-01	6.87E-02	WATER9 (U.S. EPA, 2001)	1.02E-05	WATER9 (U.S. EPA, 2001)

Chemical	Normal Boiling Point T_{boil}\ (K)	BP Ref	Critical Temperature T_{crit}\ (K)	T_{crit}\ Ref	Enthalpy of vaporization at the normal boiling point $\Delta H_{v,b}$\ (cal/mol)	$\Delta H_{v,b}$\ Ref	K_{oc}\ (cm^3/g)	K_{oc}\ Ref	Lower Explosive Limit LEL (% by volume)	LEL Ref
Tetrachloroethylene	394.45	PHYSPROP	6.20E+02	YAWS	8288.00	Weast	94.94	EPI		
Trichloroethylene	360.35	PHYSPROP	5.71E+02	YAWS	7505.00	Weast	60.7	EPI	8.00	CRC89

Site-specific VISL Results
Commercial Equation Inputs

TNB
SS-6 8-26-18

*** Inputted values different from Commercial defaults are highlighted.**
Output generated 20SEP2018:21:07:43

Variable	Commercial Air Default Value	Value
AF_{gw} (Attenuation Factor Groundwater) unitless	0.001	0.001
AF_{ss} (Attenuation Factor Sub-Slab) unitless	0.03	0.03
AT_w (averaging time - composite worker)	365	365
ED_w (exposure duration - composite worker) yr	25	25
EF_w (exposure frequency - composite worker) day/yr	250	250
ET_w (exposure time - composite worker) hr	8	8
THQ (target hazard quotient) unitless	0.1	1
LT (lifetime) yr	70	70
TR (target risk) unitless	1.0E-06	1.0E-05

Commercial Vapor Intrusion Screening Levels (VISL)
<a href= \/guide.html#Table1 ➡ User's Guide Variable References

Output generated 20SEP2018:21:07:43

Chemical	CAS Number	Does the chemical meet the definition for volatility? (HLC>1E-5 or VP>1)	Does the chemical have inhalation toxicity data? (IUR and/or RfC)	Is Chemical Sufficiently Volatile and Toxic to Pose Inhalation Risk Via Vapor Intrusion from Soil Source? (C_{vp} > $C_{i,a}$,Target?)	Is Chemical Sufficiently Volatile and Toxic to Pose Inhalation Risk Via Vapor Intrusion from Groundwater Source? (C_{hc} > $C_{i,a}$,Target?)	Target Indoor Air Concentration (TCR=1E-05 or THQ=1) MIN($C_{ia,c}$,$C_{ia,nc}$) (µg/m³)	Toxicity Basis
Tetrachloroethylene	127-18-4	Yes	Yes	Yes	Yes	1.75E+02	NC
Trichloroethylene	79-01-6	Yes	Yes	Yes	Yes	8.76E+00	NC

Chemical	Target Sub-Slab and Near-source Soil Gas Concentration (TCR=1E-05 or THQ=1) C_{sg},Target (µg/m³)	Target Groundwater Concentration (TCR=1E-05 or THQ=1) C_{gw},Target (µg/L)	Is Target Groundwater Concentration < MCL? (C_{gw} < MCL?)	Pure Phase Vapor Concentration C_{vp}\ (25 ℃)\ (µg/m³)	Maximum Groundwater Vapor Concentration C_{hc}\ (µg/m³)	Temperature for Maximum Groundwater Vapor Concentration (℃)	Lower Explosive Limit LEL (% by volume)
Tetrachloroethylene	5.84E+03	2.42E+02	No (5)	1.65E+08	1.49E+08	25	
Trichloroethylene	2.92E+02	2.18E+01	No (5)	4.88E+08	5.15E+08	25	8.00

Chemical	LEL Ref	Inhalation Unit Risk (ug/m³)$^{-1}$	IUR Ref	RfC (mg/m³)	RfC Ref	Mutagenic Indicator	Carcinogenic VISL TCR=1E-05 $C_{ia,c}$ (µg/m³)	Noncarcinogenic VISL THQ=1 $C_{ia,nc}$ (µg/m³)
Tetrachloroethylene		2.60E-07	I	4.00E-02	I	No	4.72E+02	1.75E+02
Trichloroethylene	CRC89	4.10E-06	I	2.00E-03	I	Mut	2.99E+01	8.76E+00

Commercial Vapor Intrusion Risk
Output generated 20SEP2018:21:07:43

Chemical	CAS Number	Site Indoor Air Concentration $C_{i,a}$ \ ($\mu g/m^3$)	VI Carcinogenic Risk CR	VI Hazard HQ	Inhalation Unit Risk $(ug/m^3)^{-1}$	IUR Ref	Chronic RfC (mg/m^3)	RfC Ref	Temperature (℃)\ for Groundwater Vapor Concentration	Mutagen?
Tetrachloroethylene	127-18-4	2.19E+04	4.64E-04	1.25E+02	2.60E-07	I	4.00E-02	IRIS	25	No
Trichloroethylene	79-01-6				4.10E-06	I	2.00E-03	IRIS	25	Mut
**Sum*			*4.64E-04*	*1.25E+02*						

Chemical Properties
Output generated 20SEP2018:21:07:43

Chemical	CAS Number	Does the chemical meet the definition for volatility? (HLC>1E-5 or VP>1)	Does the chemical have inhalation toxicity data? (IUR and/or RfC)	MW	MW Ref	Vapor Pressure VP (mm Hg)	VP Ref	S (mg/L)	S Ref
Tetrachloroethylene	127-18-4	Yes	Yes	165.83	PHYSPROP	1.85E+01	PHYSPROP	2.06E+02	PHYSPROP
Trichloroethylene	79-01-6	Yes	Yes	131.39	PHYSPROP	6.90E+01	PHYSPROP	1.28E+03	PHYSPROP

Chemical	MCL (ug/L)	HLC (atm-m³/mole)	Henry's Law Constant (unitless)	H` and HLC Ref	Henry's Law Constant Used in Calcs (unitless)	D_{ia}\ (cm^2/s)	D_{ia}\ Ref	D_{iw}\ (cm^2/s)	D_{iw}\ Ref
Tetrachloroethylene	5	1.77E-02	7.24E-01	PHYSPROP	7.24E-01	5.05E-02	WATER9 (U.S. EPA, 2001)	9.46E-06	WATER9 (U.S. EPA, 2001)
Trichloroethylene	5	9.85E-03	4.03E-01	PHYSPROP	4.03E-01	6.87E-02	WATER9 (U.S. EPA, 2001)	1.02E-05	WATER9 (U.S. EPA, 2001)

Chemical	Normal Boiling Point T_{boil}\ (K)	BP Ref	Critical Temperature T_{crit}\ (K)	T_{crit}\ Ref	Enthalpy of vaporization at the normal boiling point $\Delta H_{v,b}$\ (cal/mol)	$\Delta H_{v,b}$\ Ref	K_{oc}\ (cm^3/g)	K_{oc}\ Ref	Lower Explosive Limit LEL (% by volume)	LEL Ref
Tetrachloroethylene	394.45	PHYSPROP	6.20E+02	YAWS	8288.00	Weast	94.94	EPI		
Trichloroethylene	360.35	PHYSPROP	5.71E+02	YAWS	7505.00	Weast	60.7	EPI	8.00	CRC89

Site-specific VISL Results
Resident Equation Inputs

TNB
SV-1 8-25-18

*** Inputted values different from Resident defaults are highlighted.**
Output generated 20SEP2018:21:16:45

Variable	Resident Air Default Value	Value
AF_{gw} (Attenuation Factor Groundwater) unitless	0.001	0.001
AF_{ss} (Attenuation Factor Sub-Slab) unitless	0.03	0.03
ED_{res} (exposure duration) years	26	26
ED_{0-2} (mutagenic exposure duration first phase) years	2	2
ED_{2-6} (mutagenic exposure duration second phase) years	4	4
ED_{6-16} (mutagenic exposure duration third phase) years	10	10
ED_{16-26} (mutagenic exposure duration fourth phase) years	10	10
EF_{res} (exposure frequency) days/year	350	350
EF_{0-2} (mutagenic exposure frequency first phase) days/year	350	350
EF_{2-6} (mutagenic exposure frequency second phase) days/year	350	350
EF_{6-16} (mutagenic exposure frequency third phase) days/year	350	350
EF_{16-26} (mutagenic exposure frequency fourth phase) days/year	350	350
ET_{res} (exposure time) hours/day	24	24
ET_{0-2} (mutagenic exposure time first phase) hours/day	24	24
ET_{2-6} (mutagenic exposure time second phase) hours/day	24	24
ET_{6-16} (mutagenic exposure time third phase) hours/day	24	24
ET_{16-26} (mutagenic exposure time fourth phase) hours/day	24	24
THQ (target hazard quotient) unitless	0.1	1
LT (lifetime) years	70	70
TR (target risk) unitless	1.0E-06	1.0E-05

Resident Vapor Intrusion Screening Levels (VISL)
<a href= \/guide.html#Table1 ➡ User's Guide Variable References

Output generated 20SEP2018:21:16:45

Chemical	CAS Number	Does the chemical meet the definition for volatility? (HLC>1E-5 or VP>1)	Does the chemical have inhalation toxicity data? (IUR and/or RfC)	Is Chemical Sufficiently Volatile and Toxic to Pose Inhalation Risk Via Vapor Intrusion from Soil Source? (C_{vp} > $C_{i,a}$,Target?)	Is Chemical Sufficiently Volatile and Toxic to Pose Inhalation Risk Via Vapor Intrusion from Groundwater Source? (C_{hc} > $C_{i,a}$,Target?)	Target Indoor Air Concentration (TCR=1E-05 or THQ=1) MIN($C_{ia,c}$,$C_{ia,nc}$) (µg/m³)	Toxicity Basis
Benzene	71-43-2	Yes	Yes	Yes	Yes	3.60E+00	CA
Ethylbenzene	100-41-4	Yes	Yes	Yes	Yes	1.12E+01	CA
Toluene	108-88-3	Yes	Yes	Yes	Yes	5.21E+03	NC
Trimethylbenzene, 1,2,4-	95-63-6	Yes	Yes	Yes	Yes	6.26E+01	NC
Trimethylbenzene, 1,3,5-	108-67-8	Yes	Yes	Yes	Yes	6.26E+01	NC
Xylenes	1330-20-7	Yes	Yes	Yes	Yes	1.04E+02	NC

Resident Vapor Intrusion Screening Levels (VISL)
<a href= \/guide.html#Table1 ➪ User's Guide Variable References

Output generated 20SEP2018:21:16:45

Chemical	Target Sub-Slab and Near-source Soil Gas Concentration (TCR=1E-05 or THQ=1) C_{sg},Target (µg/m³)	Target Groundwater Concentration (TCR=1E-05 or THQ=1) C_{gw},Target (µg/L)	Is Target Groundwater Concentration < MCL? (C_{gw} < MCL?)	Pure Phase Vapor Concentration C_{vp}\ (25 ℃)\ (µg/m³)	Maximum Groundwater Vapor Concentration C_{hc}\ (µg/m³)	Temperature for Maximum Groundwater Vapor Concentration (℃)	Lower Explosive Limit LEL (% by volume)
Benzene	1.20E+02	1.59E+01	No (5)	3.98E+08	4.06E+08	25	1.20
Ethylbenzene	3.74E+02	3.49E+01	Yes (700)	5.48E+07	5.44E+07	25	0.80
Toluene	1.74E+05	1.92E+04	No (1000)	1.41E+08	1.43E+08	25	1.10
Trimethylbenzene, 1,2,4-	2.09E+03	2.48E+02	--	1.36E+07	1.44E+07	25	0.90
Trimethylbenzene, 1,3,5-	2.09E+03	1.75E+02	--	1.60E+07	1.73E+07	25	1.00
Xylenes	3.48E+03	3.85E+02	Yes (10000)	4.56E+07	2.87E+07	25	

Resident Vapor Intrusion Screening Levels (VISL)
<a href= \/guide.html#Table1 ➡ User's Guide Variable References

Output generated 20SEP2018:21:16:45

Chemical	LEL Ref	Inhalation Unit Risk $(ug/m^3)^{-1}$	IUR Ref	RfC (mg/m^3)	RfC Ref	Mutagenic Indicator	Carcinogenic VISL TCR=1E-05 $C_{ia,c}$ $(\mu g/m^3)$	Noncarcinogenic VISL THQ=1 $C_{ia,nc}$ $(\mu g/m^3)$
Benzene	U	7.80E-06	U	3.00E-02	U	No	3.60E+00	3.13E+01
Ethylbenzene	U	2.50E-06	U	1.00E+00	U	No	1.12E+01	1.04E+03
Toluene	U			5.00E+00	U	No		5.21E+03
Trimethylbenzene, 1,2,4-	U			6.00E-02	U	No		6.26E+01
Trimethylbenzene, 1,3,5-	U			6.00E-02	U	No		6.26E+01
Xylenes				1.00E-01	U	No		1.04E+02

Chemical	CAS Number	Site Sub-Slab and Exterior Soil Gas Concentration C_{sg} \ (μg/m³)	Site Indoor Air Concentration $C_{i,a}$ \ (μg/m³)	VI Carcinogenic Risk CR	VI Hazard HQ	Inhalation Unit Risk (ug/m³)$^{-1}$	IUR Ref
Benzene	71-43-2	4.9	1.47E-01	4.08E-07	4.70E-03	7.80E-06	U
Ethylbenzene	100-41-4	7.1	2.13E-01	1.90E-07	2.04E-04	2.50E-06	U
Toluene	108-88-3	96	2.88E+00		5.52E-04		
Trimethylbenzene, 1,2,4-	95-63-6	16	4.80E-01		7.67E-03		
Trimethylbenzene, 1,3,5-	108-67-8	5.9	1.77E-01		2.83E-03		
Xylenes	1330-20-7	49	1.47E+00		1.41E-02		
**Sum*				*5.98E-07*	*3.01E-02*		

Chemical	Chronic RfC (mg/m³)	RfC Ref	Temperature (℃)\ for Groundwater Vapor Concentration	Mutagen?
Benzene	3.00E-02	U	25	No
Ethylbenzene	1.00E+00	U	25	No
Toluene	5.00E+00	U	25	No
Trimethylbenzene, 1,2,4-	6.00E-02	U	25	No
Trimethylbenzene, 1,3,5-	6.00E-02	U	25	No
Xylenes	1.00E-01	U	25	No
**Sum*				

Chemical Properties
Output generated 20SEP2018:21:16:45

Chemical	CAS Number	Does the chemical meet the definition for volatility? (HLC>1E-5 or VP>1)	Does the chemical have inhalation toxicity data? (IUR and/or RfC)	MW	MW Ref	Vapor Pressure VP (mm Hg)	VP Ref	S (mg/L)	S Ref	MCL (ug/L)
Benzene	71-43-2	Yes	Yes	78.12	U	9.48E+01	U	1.79E+03	U	5
Ethylbenzene	100-41-4	Yes	Yes	106.17	U	9.60E+00	U	1.69E+02	U	700
Toluene	108-88-3	Yes	Yes	92.14	U	2.84E+01	U	5.26E+02	U	1000
Trimethylbenzene, 1,2,4-	95-63-6	Yes	Yes	120.20	U	2.10E+00	U	5.70E+01	U	
Trimethylbenzene, 1,3,5-	108-67-8	Yes	Yes	120.20	U	2.48E+00	U	4.82E+01	U	
Xylenes	1330-20-7	Yes	Yes	106.17	U	7.99E+00	U	1.06E+02	U	10000

Chemical	HLC (atm-m^3/mole)	Henry's Law Constant (unitless)	H` and HLC Ref	Henry's Law Constant Used in Calcs (unitless)	D_{ia}\ (cm^2/s)	D_{ia}\ Ref	D_{iw}\ (cm^2/s)	D_{iw}\ Ref	Normal Boiling Point T_{boil}\ (K)	BP Ref	Critical Temperature T_{crit}\ (K)
Benzene	5.55E-03	2.27E-01	U	2.27E-01	8.95E-02	U	1.03E-05	U	353.15	U	5.62E+02
Ethylbenzene	7.88E-03	3.22E-01	U	3.22E-01	6.85E-02	U	8.46E-06	U	409.15	U	6.17E+02
Toluene	6.64E-03	2.71E-01	U	2.71E-01	7.78E-02	U	9.20E-06	U	384.15	U	5.92E+02
Trimethylbenzene, 1,2,4-	6.16E-03	2.52E-01	U	2.52E-01	6.07E-02	U	7.92E-06	U	442.15	U	6.49E+02
Trimethylbenzene, 1,3,5-	8.77E-03	3.59E-01	U	3.59E-01	6.02E-02	U	7.84E-06	U	438.15	U	6.37E+02
Xylenes	6.63E-03	2.71E-01	U	2.71E-01	6.85E-02	U	8.46E-06	U	411.15	U	6.20E+02

Chemical	T_{crit}\ Ref	Enthalpy of vaporization at the normal boiling point $\Delta H_{v,b}$\ (cal/mol)	$\Delta H_{v,b}$\ Ref	K_{oc}\ (cm^3/g)	K_{oc}\ Ref	Lower Explosive Limit LEL (% by volume)	LEL Ref
Benzene	U	7340.00	U	146	U	1.20	U
Ethylbenzene	U	8500.00	U	446	U	0.80	U
Toluene	U	7930.00	U	234	U	1.10	U
Trimethylbenzene, 1,2,4-	U	9370.00	U	614	U	0.90	U
Trimethylbenzene, 1,3,5-	U	9320.00	U	602	U	1.00	U
Xylenes	U	8520.00	U	383	U		

*** Inputted values different from Resident defaults are highlighted.**
Output generated 23SEP2018:15:14:36

Variable	Resident Air Default Value	Value
AF_{gw} (Attenuation Factor Groundwater) unitless	0.001	0.001
AF_{ss} (Attenuation Factor Sub-Slab) unitless	0.03	0.03
ED_{res} (exposure duration) years	26	26
ED_{0-2} (mutagenic exposure duration first phase) years	2	2
ED_{2-6} (mutagenic exposure duration second phase) years	4	4
ED_{6-16} (mutagenic exposure duration third phase) years	10	10
ED_{16-26} (mutagenic exposure duration fourth phase) years	10	10
EF_{res} (exposure frequency) days/year	350	350
EF_{0-2} (mutagenic exposure frequency first phase) days/year	350	350
EF_{2-6} (mutagenic exposure frequency second phase) days/year	350	350
EF_{6-16} (mutagenic exposure frequency third phase) days/year	350	350
EF_{16-26} (mutagenic exposure frequency fourth phase) days/year	350	350
ET_{res} (exposure time) hours/day	24	24
ET_{0-2} (mutagenic exposure time first phase) hours/day	24	24
ET_{2-6} (mutagenic exposure time second phase) hours/day	24	24
ET_{6-16} (mutagenic exposure time third phase) hours/day	24	24
ET_{16-26} (mutagenic exposure time fourth phase) hours/day	24	24
THQ (target hazard quotient) unitless	0.1	1
LT (lifetime) years	70	70
TR (target risk) unitless	1.0E-06	1.0E-05

Resident Vapor Intrusion Screening Levels (VISL)
<a href= \/guide.html#Table1 ➡ User's Guide Variable References

Output generated 23SEP2018:15:14:36

Chemical	CAS Number	Does the chemical meet the definition for volatility? (HLC>1E-5 or VP>1)	Does the chemical have inhalation toxicity data? (IUR and/or RfC)	Is Chemical Sufficiently Volatile and Toxic to Pose Inhalation Risk Via Vapor Intrusion from Soil Source? (C_{vp} > $C_{i,a}$,Target?)	Is Chemical Sufficiently Volatile and Toxic to Pose Inhalation Risk Via Vapor Intrusion from Groundwater Source? (C_{hc} > $C_{i,a}$,Target?)	Target Indoor Air Concentration (TCR=1E-05 or THQ=1) MIN($C_{ia,c}$,$C_{ia,nc}$) (µg/m³)	Toxicity Basis
Benzene	71-43-2	Yes	Yes	Yes	Yes	3.60E+00	CA
Carbon Disulfide	75-15-0	Yes	Yes	Yes	Yes	7.30E+02	NC
Chloroform	67-66-3	Yes	Yes	Yes	Yes	1.22E+00	CA
Chloromethane	74-87-3	Yes	Yes	Yes	Yes	9.39E+01	NC
Dichloroethylene, 1,2-cis-	156-59-2	Yes	No	No Inhal. Tox. Info	No Inhal. Tox. Info		
Ethylbenzene	100-41-4	Yes	Yes	Yes	Yes	1.12E+01	CA
Hexanone, 2-	591-78-6	Yes	Yes	Yes	Yes	3.13E+01	NC
Methyl Ethyl Ketone (2-Butanone)	78-93-3	Yes	Yes	Yes	Yes	5.21E+03	NC
Methyl Isobutyl Ketone (4-methyl-2-pentanone)	108-10-1	Yes	Yes	Yes	Yes	3.13E+03	NC
Tetrachloroethylene	127-18-4	Yes	Yes	Yes	Yes	4.17E+01	NC
Toluene	108-88-3	Yes	Yes	Yes	Yes	5.21E+03	NC
Trichloroethane, 1,1,1-	71-55-6	Yes	Yes	Yes	Yes	5.21E+03	NC
Trichloroethylene	79-01-6	Yes	Yes	Yes	Yes	2.09E+00	NC
Trimethylbenzene, 1,2,4-	95-63-6	Yes	Yes	Yes	Yes	6.26E+01	NC
Trimethylbenzene, 1,3,5-	108-67-8	Yes	Yes	Yes	Yes	6.26E+01	NC
Vinyl Chloride	75-01-4	Yes	Yes	Yes	Yes	1.68E+00	CA
Xylenes	1330-20-7	Yes	Yes	Yes	Yes	1.04E+02	NC

Resident Vapor Intrusion Screening Levels (VISL)
<a href= \/guide.html#Table1 ➡ User's Guide Variable References

Output generated 23SEP2018:15:14:36

Chemical	Target Sub-Slab and Near-source Soil Gas Concentration (TCR=1E-05 or THQ=1) C_{sg},Target (µg/m³)	Target Groundwater Concentration (TCR=1E-05 or THQ=1) C_{gw},Target (µg/L)	Is Target Groundwater Concentration < MCL? (C_{gw} < MCL?)	Pure Phase Vapor Concentration C_{vp}\ (25 ℃)\ (µg/m³)	Maximum Groundwater Vapor Concentration C_{hc}\ (µg/m³)	Temperature for Maximum Groundwater Vapor Concentration (℃)
Benzene	1.20E+02	1.59E+01	No (5)	3.98E+08	4.06E+08	25
Carbon Disulfide	2.43E+04	1.24E+03	--	1.47E+09	1.27E+09	25
Chloroform	4.07E+01	8.14E+00	Yes (80)	1.26E+09	1.19E+09	25
Chloromethane	3.13E+03	2.60E+02	--	1.17E+10	1.92E+09	25
Dichloroethylene, 1,2-cis-				1.04E+09	1.07E+09	25
Ethylbenzene	3.74E+02	3.49E+01	Yes (700)	5.48E+07	5.44E+07	25
Hexanone, 2-	1.04E+03	8.21E+03	--	6.25E+07	6.55E+07	25
Methyl Ethyl Ketone (2-Butanone)	1.74E+05	2.24E+06	--	3.51E+08	5.19E+08	25
Methyl Isobutyl Ketone (4-methyl-2-pentanone)	1.04E+05	5.55E+05	--	1.07E+08	1.07E+08	25
Tetrachloroethylene	1.39E+03	5.76E+01	No (5)	1.65E+08	1.49E+08	25
Toluene	1.74E+05	1.92E+04	No (1000)	1.41E+08	1.43E+08	25
Trichloroethane, 1,1,1-	1.74E+05	7.42E+03	No (200)	8.90E+08	9.07E+08	25
Trichloroethylene	6.95E+01	5.18E+00	No (5)	4.88E+08	5.15E+08	25
Trimethylbenzene, 1,2,4-	2.09E+03	2.48E+02	--	1.36E+07	1.44E+07	25
Trimethylbenzene, 1,3,5-	2.09E+03	1.75E+02	--	1.60E+07	1.73E+07	25
Vinyl Chloride	5.59E+01	1.47E+00	Yes (2)	1.00E+10	1.00E+10	25
Xylenes	3.48E+03	3.85E+02	Yes (10000)	4.56E+07	2.87E+07	25

Resident Vapor Intrusion Screening Levels (VISL)
<a href= \/guide.html#Table1 ➡ User's Guide Variable References

Output generated 23SEP2018:15:14:36

Chemical	Lower Explosive Limit LEL (% by volume)	LEL Ref	Inhalation Unit Risk $(ug/m^3)^{-1}$	IUR Ref	RfC (mg/m^3)	RfC Ref	Mutagenic Indicator	Carcinogenic VISL TCR=1E-05 $C_{ia,c}$ $(\mu g/m^3)$	Noncarcinogenic VISL THQ=1 $C_{ia,nc}$ $(\mu g/m^3)$
Benzene	1.20	U	7.80E-06	U	3.00E-02	U	No	3.60E+00	3.13E+01
Carbon Disulfide	1.30	U			7.00E-01	U	No		7.30E+02
Chloroform			2.30E-05	U	9.77E-02	U	No	1.22E+00	1.02E+02
Chloromethane	8.10	U			9.00E-02	U	No		9.39E+01
Dichloroethylene, 1,2-cis-	3.00	U					No		
Ethylbenzene	0.80	U	2.50E-06	U	1.00E+00	U	No	1.12E+01	1.04E+03
Hexanone, 2-	1.00	U			3.00E-02	U	No		3.13E+01
Methyl Ethyl Ketone (2-Butanone)	1.40	U			5.00E+00	U	No		5.21E+03
Methyl Isobutyl Ketone (4-methyl-2-pentanone)	1.20	U			3.00E+00	U	No		3.13E+03
Tetrachloroethylene			2.60E-07	U	4.00E-02	U	No	1.08E+02	4.17E+01
Toluene	1.10	U			5.00E+00	U	No		5.21E+03
Trichloroethane, 1,1,1-	8.00	U			5.00E+00	U	No		5.21E+03
Trichloroethylene	8.00	U	4.10E-06	U	2.00E-03	U	Mut	4.78E+00	2.09E+00
Trimethylbenzene, 1,2,4-	0.90	U			6.00E-02	U	No		6.26E+01
Trimethylbenzene, 1,3,5-	1.00	U			6.00E-02	U	No		6.26E+01
Vinyl Chloride	3.60	U	4.40E-06	U	1.00E-01	U	Mut	1.68E+00	1.04E+02
Xylenes					1.00E-01	U	No		1.04E+02

Chemical	CAS Number	Site Sub-Slab and Exterior Soil Gas Concentration C_{sg} \ ($\mu g/m^3$)	Site Indoor Air Concentration $C_{i,a}$ \ ($\mu g/m^3$)	VI Carcinogenic Risk CR	VI Hazard HQ
Benzene	71-43-2	3.4	1.02E-01	2.83E-07	3.26E-03
Carbon Disulfide	75-15-0				
Chloroform	67-66-3				
Chloromethane	74-87-3				
Dichloroethylene, 1,2-cis-	156-59-2				
Ethylbenzene	100-41-4				
Hexanone, 2-	591-78-6				
Methyl Ethyl Ketone (2-Butanone)	78-93-3				
Methyl Isobutyl Ketone (4-methyl-2-pentanone)	108-10-1				
Tetrachloroethylene	127-18-4				
Toluene	108-88-3	56	1.68E+00		3.22E-04
Trichloroethane, 1,1,1-	71-55-6				
Trichloroethylene	79-01-6				
Trimethylbenzene, 1,2,4-	95-63-6				
Trimethylbenzene, 1,3,5-	108-67-8				
Vinyl Chloride	75-01-4				
Xylenes	1330-20-7	19.6	5.88E-01		5.64E-03
**Sum*				*2.83E-07*	*9.22E-03*

Chemical	Inhalation Unit Risk $(ug/m^3)^{-1}$	IUR Ref	Chronic RfC (mg/m^3)	RfC Ref	Temperature (℃)\ for Groundwater Vapor Concentration	Mutagen?
Benzene	7.80E-06	U	3.00E-02	U	25	No
Carbon Disulfide			7.00E-01	U	25	No
Chloroform	2.30E-05	U	9.77E-02	U	25	No
Chloromethane			9.00E-02	U	25	No
Dichloroethylene, 1,2-cis-					25	No
Ethylbenzene	2.50E-06	U	1.00E+00	U	25	No
Hexanone, 2-			3.00E-02	U	25	No
Methyl Ethyl Ketone (2-Butanone)			5.00E+00	U	25	No
Methyl Isobutyl Ketone (4-methyl-2-pentanone)			3.00E+00	U	25	No
Tetrachloroethylene	2.60E-07	U	4.00E-02	U	25	No
Toluene			5.00E+00	U	25	No
Trichloroethane, 1,1,1-			5.00E+00	U	25	No
Trichloroethylene	4.10E-06	U	2.00E-03	U	25	Mut
Trimethylbenzene, 1,2,4-			6.00E-02	U	25	No
Trimethylbenzene, 1,3,5-			6.00E-02	U	25	No
Vinyl Chloride	4.40E-06	U	1.00E-01	U	25	Mut
Xylenes			1.00E-01	U	25	No
**Sum*						

Chemical Properties
Output generated 23SEP2018:15:14:36

Chemical	CAS Number	Does the chemical meet the definition for volatility? (HLC>1E-5 or VP>1)	Does the chemical have inhalation toxicity data? (IUR and/or RfC)	MW	MW Ref	Vapor Pressure VP (mm Hg)	VP Ref	S (mg/L)	S Ref
Benzene	71-43-2	Yes	Yes	78.12	U	9.48E+01	U	1.79E+03	U
Carbon Disulfide	75-15-0	Yes	Yes	76.14	U	3.59E+02	U	2.16E+03	U
Chloroform	67-66-3	Yes	Yes	119.38	U	1.97E+02	U	7.95E+03	U
Chloromethane	74-87-3	Yes	Yes	50.49	U	4.30E+03	U	5.32E+03	U
Dichloroethylene, 1,2-cis-	156-59-2	Yes	No	96.94	U	2.00E+02	U	6.41E+03	U
Ethylbenzene	100-41-4	Yes	Yes	106.17	U	9.60E+00	U	1.69E+02	U
Hexanone, 2-	591-78-6	Yes	Yes	100.16	U	1.16E+01	U	1.72E+04	U
Methyl Ethyl Ketone (2-Butanone)	78-93-3	Yes	Yes	72.11	U	9.06E+01	U	2.23E+05	U
Methyl Isobutyl Ketone (4-methyl-2-pentanone)	108-10-1	Yes	Yes	100.16	U	1.99E+01	U	1.90E+04	U
Tetrachloroethylene	127-18-4	Yes	Yes	165.83	U	1.85E+01	U	2.06E+02	U
Toluene	108-88-3	Yes	Yes	92.14	U	2.84E+01	U	5.26E+02	U
Trichloroethane, 1,1,1-	71-55-6	Yes	Yes	133.41	U	1.24E+02	U	1.29E+03	U
Trichloroethylene	79-01-6	Yes	Yes	131.39	U	6.90E+01	U	1.28E+03	U
Trimethylbenzene, 1,2,4-	95-63-6	Yes	Yes	120.20	U	2.10E+00	U	5.70E+01	U
Trimethylbenzene, 1,3,5-	108-67-8	Yes	Yes	120.20	U	2.48E+00	U	4.82E+01	U
Vinyl Chloride	75-01-4	Yes	Yes	62.50	U	2.98E+03	U	8.80E+03	U
Xylenes	1330-20-7	Yes	Yes	106.17	U	7.99E+00	U	1.06E+02	U

Chemical Properties
Output generated 23SEP2018:15:14:36

Chemical	MCL (ug/L)	HLC (atm-m³/mole)	Henry's Law Constant (unitless)	H` and HLC Ref	Henry's Law Constant Used in Calcs (unitless)	D_{ia} \ (cm^2/s)	D_{ia} \ Ref	D_{iw} \ (cm^2/s)	D_{iw} \ Ref
Benzene	5	5.55E-03	2.27E-01	U	2.27E-01	8.95E-02	U	1.03E-05	U
Carbon Disulfide		1.44E-02	5.89E-01	U	5.89E-01	1.06E-01	U	1.30E-05	U
Chloroform	80	3.67E-03	1.50E-01	U	1.50E-01	7.69E-02	U	1.09E-05	U
Chloromethane		8.82E-03	3.61E-01	U	3.61E-01	1.24E-01	U	1.36E-05	U
Dichloroethylene, 1,2-cis-	70	4.08E-03	1.67E-01	U	1.67E-01	8.84E-02	U	1.13E-05	U
Ethylbenzene	700	7.88E-03	3.22E-01	U	3.22E-01	6.85E-02	U	8.46E-06	U
Hexanone, 2-		9.32E-05	3.81E-03	U	3.81E-03	7.04E-02	U	8.44E-06	U
Methyl Ethyl Ketone (2-Butanone)		5.69E-05	2.33E-03	U	2.33E-03	9.14E-02	U	1.02E-05	U
Methyl Isobutyl Ketone (4-methyl-2-pentanone)		1.38E-04	5.64E-03	U	5.64E-03	6.98E-02	U	8.35E-06	U
Tetrachloroethylene	5	1.77E-02	7.24E-01	U	7.24E-01	5.05E-02	U	9.46E-06	U
Toluene	1000	6.64E-03	2.71E-01	U	2.71E-01	7.78E-02	U	9.20E-06	U
Trichloroethane, 1,1,1-	200	1.72E-02	7.03E-01	U	7.03E-01	6.48E-02	U	9.60E-06	U
Trichloroethylene	5	9.85E-03	4.03E-01	U	4.03E-01	6.87E-02	U	1.02E-05	U
Trimethylbenzene, 1,2,4-		6.16E-03	2.52E-01	U	2.52E-01	6.07E-02	U	7.92E-06	U
Trimethylbenzene, 1,3,5-		8.77E-03	3.59E-01	U	3.59E-01	6.02E-02	U	7.84E-06	U
Vinyl Chloride	2	2.78E-02	1.14E+00	U	1.14E+00	1.07E-01	U	1.20E-05	U
Xylenes	10000	6.63E-03	2.71E-01	U	2.71E-01	6.85E-02	U	8.46E-06	U

Chemical Properties
Output generated 23SEP2018:15:14:36

Chemical	Normal Boiling Point T_{boil} \ (K)	BP Ref	Critical Temperature T_{crit} \ (K)	T_{crit} \ Ref	Enthalpy of vaporization at the normal boiling point $\Delta H_{v,b}$ \ (cal/mol)	$\Delta H_{v,b}$ \ Ref	K_{oc} \ (cm^3/g)	K_{oc} \ Ref	Lower Explosive Limit LEL (% by volume)	LEL Ref
Benzene	353.15	U	5.62E+02	U	7340.00	U	146	U	1.20	U
Carbon Disulfide	319.15	U	5.52E+02	U	6390.00	U	21.7	U	1.30	U
Chloroform	334.25	U	5.36E+02	U	6990.00	U	31.8	U		
Chloromethane	249.15	U	4.16E+02	U	5110.00	U	13.2	U	8.10	U
Dichloroethylene, 1,2-cis-	333.25	U	5.36E+02	U	7220.00	U	39.6	U	3.00	U
Ethylbenzene	409.15	U	6.17E+02	U	8500.00	U	446	U	0.80	U
Hexanone, 2-	401.15	U	5.87E+02	U	8690.00	U	15	U	1.00	U
Methyl Ethyl Ketone (2-Butanone)	352.65	U	5.37E+02	U	7480.00	U	4.51	U	1.40	U
Methyl Isobutyl Ketone (4-methyl-2-pentanone)	389.15	U	5.75E+02	U	8240.00	U	12.6	U	1.20	U
Tetrachloroethylene	394.15	U	6.20E+02	U	8290.00	U	94.9	U		
Toluene	384.15	U	5.92E+02	U	7930.00	U	234	U	1.10	U
Trichloroethane, 1,1,1-	347.15	U	5.45E+02	U	7140.00	U	43.9	U	8.00	U
Trichloroethylene	360.35	U	5.71E+02	U	7500.00	U	60.7	U	8.00	U
Trimethylbenzene, 1,2,4-	442.15	U	6.49E+02	U	9370.00	U	614	U	0.90	U
Trimethylbenzene, 1,3,5-	438.15	U	6.37E+02	U	9320.00	U	602	U	1.00	U
Vinyl Chloride	259.85	U	4.25E+02	U	4970.00	U	21.7	U	3.60	U
Xylenes	411.15	U	6.20E+02	U	8520.00	U	383	U		

Site-specific VISL Results
Resident Equation Inputs

TNB
SV-3 8-26-18

*** Inputted values different from Resident defaults are highlighted.**
Output generated 20SEP2018:21:24:18

Variable	Resident Air Default Value	Value
AF_{gw} (Attenuation Factor Groundwater) unitless	0.001	0.001
AF_{ss} (Attenuation Factor Sub-Slab) unitless	0.03	0.03
ED_{res} (exposure duration) years	26	26
ED_{0-2} (mutagenic exposure duration first phase) years	2	2
ED_{2-6} (mutagenic exposure duration second phase) years	4	4
ED_{6-16} (mutagenic exposure duration third phase) years	10	10
ED_{16-26} (mutagenic exposure duration fourth phase) years	10	10
EF_{res} (exposure frequency) days/year	350	350
EF_{0-2} (mutagenic exposure frequency first phase) days/year	350	350
EF_{2-6} (mutagenic exposure frequency second phase) days/year	350	350
EF_{6-16} (mutagenic exposure frequency third phase) days/year	350	350
EF_{16-26} (mutagenic exposure frequency fourth phase) days/year	350	350
ET_{res} (exposure time) hours/day	24	24
ET_{0-2} (mutagenic exposure time first phase) hours/day	24	24
ET_{2-6} (mutagenic exposure time second phase) hours/day	24	24
ET_{6-16} (mutagenic exposure time third phase) hours/day	24	24
ET_{16-26} (mutagenic exposure time fourth phase) hours/day	24	24
THQ (target hazard quotient) unitless	0.1	1
LT (lifetime) years	70	70
TR (target risk) unitless	1.0E-06	1.0E-05

Resident Vapor Intrusion Screening Levels (VISL)
<a href= \/guide.html#Table1 User's Guide Variable References

Output generated 20SEP2018:21:24:18

Chemical	CAS Number	Does the chemical meet the definition for volatility? (HLC>1E-5 or VP>1)	Does the chemical have inhalation toxicity data? (IUR and/or RfC)	Is Chemical Sufficiently Volatile and Toxic to Pose Inhalation Risk Via Vapor Intrusion from Soil Source? (C_{vp} > $C_{i,a}$,Target?)	Is Chemical Sufficiently Volatile and Toxic to Pose Inhalation Risk Via Vapor Intrusion from Groundwater Source? (C_{hc} > $C_{i,a}$,Target?)	Target Indoor Air Concentration (TCR=1E-05 or THQ=1) MIN($C_{ia,c}$,$C_{ia,nc}$) (µg/m³)	Toxicity Basis
Benzene	71-43-2	Yes	Yes	Yes	Yes	3.60E+00	CA
Chloromethane	74-87-3	Yes	Yes	Yes	Yes	9.39E+01	NC
Ethylbenzene	100-41-4	Yes	Yes	Yes	Yes	1.12E+01	CA
Tetrachloroethylene	127-18-4	Yes	Yes	Yes	Yes	4.17E+01	NC
Toluene	108-88-3	Yes	Yes	Yes	Yes	5.21E+03	NC
Trimethylbenzene, 1,2,4-	95-63-6	Yes	Yes	Yes	Yes	6.26E+01	NC
Trimethylbenzene, 1,3,5-	108-67-8	Yes	Yes	Yes	Yes	6.26E+01	NC
Xylenes	1330-20-7	Yes	Yes	Yes	Yes	1.04E+02	NC

Resident Vapor Intrusion Screening Levels (VISL)
<a href= \/guide.html#Table1 ➡ User's Guide Variable References

Output generated 20SEP2018:21:24:18

Chemical	Target Sub-Slab and Near-source Soil Gas Concentration (TCR=1E-05 or THQ=1) C_{sg},Target (µg/m³)	Target Groundwater Concentration (TCR=1E-05 or THQ=1) C_{gw},Target (µg/L)	Is Target Groundwater Concentration < MCL? (C_{gw} < MCL?)	Pure Phase Vapor Concentration C_{vp}\ (25 ℃)\ (µg/m³)	Maximum Groundwater Vapor Concentration C_{hc}\ (µg/m³)	Temperature for Maximum Groundwater Vapor Concentration (℃)	Lower Explosive Limit LEL (% by volume)
Benzene	1.20E+02	1.59E+01	No (5)	3.98E+08	4.06E+08	25	1.20
Chloromethane	3.13E+03	2.60E+02	--	1.17E+10	1.92E+09	25	8.10
Ethylbenzene	3.74E+02	3.49E+01	Yes (700)	5.48E+07	5.44E+07	25	0.80
Tetrachloroethylene	1.39E+03	5.76E+01	No (5)	1.65E+08	1.49E+08	25	
Toluene	1.74E+05	1.92E+04	No (1000)	1.41E+08	1.43E+08	25	1.10
Trimethylbenzene, 1,2,4-	2.09E+03	2.48E+02	--	1.36E+07	1.44E+07	25	0.90
Trimethylbenzene, 1,3,5-	2.09E+03	1.75E+02	--	1.60E+07	1.73E+07	25	1.00
Xylenes	3.48E+03	3.85E+02	Yes (10000)	4.56E+07	2.87E+07	25	

Resident Vapor Intrusion Screening Levels (VISL)
<a href= \/guide.html#Table1 ➪ User's Guide Variable References

Output generated 20SEP2018:21:24:18

Chemical	LEL Ref	Inhalation Unit Risk $(ug/m^3)^{-1}$	IUR Ref	RfC (mg/m^3)	RfC Ref	Mutagenic Indicator	Carcinogenic VISL TCR=1E-05 $C_{ia,c}$ $(\mu g/m^3)$	Noncarcinogenic VISL THQ=1 $C_{ia,nc}$ $(\mu g/m^3)$
Benzene	U	7.80E-06	U	3.00E-02	U	No	3.60E+00	3.13E+01
Chloromethane	U			9.00E-02	U	No		9.39E+01
Ethylbenzene	U	2.50E-06	U	1.00E+00	U	No	1.12E+01	1.04E+03
Tetrachloroethylene		2.60E-07	U	4.00E-02	U	No	1.08E+02	4.17E+01
Toluene	U			5.00E+00	U	No		5.21E+03
Trimethylbenzene, 1,2,4-	U			6.00E-02	U	No		6.26E+01
Trimethylbenzene, 1,3,5-	U			6.00E-02	U	No		6.26E+01
Xylenes				1.00E-01	U	No		1.04E+02

Chemical	CAS Number	Site Sub-Slab and Exterior Soil Gas Concentration C_{sg}\ (µg/m³)	Site Indoor Air Concentration $C_{i,a}$\ (µg/m³)	VI Carcinogenic Risk CR	VI Hazard HQ	Inhalation Unit Risk (ug/m³)$^{-1}$	IUR Ref
Benzene	71-43-2	13	3.90E-01	1.08E-06	1.25E-02	7.80E-06	U
Chloromethane	74-87-3						
Ethylbenzene	100-41-4	7.6	2.28E-01	2.03E-07	2.19E-04	2.50E-06	U
Tetrachloroethylene	127-18-4	16	4.80E-01	4.44E-08	1.15E-02	2.60E-07	U
Toluene	108-88-3	30	9.00E-01		1.73E-04		
Trimethylbenzene, 1,2,4-	95-63-6	8	2.40E-01		3.84E-03		
Trimethylbenzene, 1,3,5-	108-67-8						
Xylenes	1330-20-7	42	1.26E+00		1.21E-02		
**Sum*				*1.33E-06*	*4.03E-02*		

Chemical	Chronic RfC (mg/m³)	RfC Ref	Temperature (℃)\ for Groundwater Vapor Concentration	Mutagen?
Benzene	3.00E-02	U	25	No
Chloromethane	9.00E-02	U	25	No
Ethylbenzene	1.00E+00	U	25	No
Tetrachloroethylene	4.00E-02	U	25	No
Toluene	5.00E+00	U	25	No
Trimethylbenzene, 1,2,4-	6.00E-02	U	25	No
Trimethylbenzene, 1,3,5-	6.00E-02	U	25	No
Xylenes	1.00E-01	U	25	No
**Sum*				

Chemical Properties
Output generated 20SEP2018:21:24:18

Chemical	CAS Number	Does the chemical meet the definition for volatility? (HLC>1E-5 or VP>1)	Does the chemical have inhalation toxicity data? (IUR and/or RfC)	MW	MW Ref	Vapor Pressure VP (mm Hg)	VP Ref	S (mg/L)	S Ref	MCL (ug/L)
Benzene	71-43-2	Yes	Yes	78.12	U	9.48E+01	U	1.79E+03	U	5
Chloromethane	74-87-3	Yes	Yes	50.49	U	4.30E+03	U	5.32E+03	U	
Ethylbenzene	100-41-4	Yes	Yes	106.17	U	9.60E+00	U	1.69E+02	U	700
Tetrachloroethylene	127-18-4	Yes	Yes	165.83	U	1.85E+01	U	2.06E+02	U	5
Toluene	108-88-3	Yes	Yes	92.14	U	2.84E+01	U	5.26E+02	U	1000
Trimethylbenzene, 1,2,4-	95-63-6	Yes	Yes	120.20	U	2.10E+00	U	5.70E+01	U	
Trimethylbenzene, 1,3,5-	108-67-8	Yes	Yes	120.20	U	2.48E+00	U	4.82E+01	U	
Xylenes	1330-20-7	Yes	Yes	106.17	U	7.99E+00	U	1.06E+02	U	10000

Chemical Properties
Output generated 20SEP2018:21:24:18

Chemical	HLC (atm-m³/mole)	Henry's Law Constant (unitless)	H` and HLC Ref	Henry's Law Constant Used in Calcs (unitless)	D_{ia} \ (cm^2/s)	D_{ia} \ Ref	D_{iw} \ (cm^2/s)	D_{iw} \ Ref	Normal Boiling Point T_{boil} \ (K)	BP Ref
Benzene	5.55E-03	2.27E-01	U	2.27E-01	8.95E-02	U	1.03E-05	U	353.15	U
Chloromethane	8.82E-03	3.61E-01	U	3.61E-01	1.24E-01	U	1.36E-05	U	249.15	U
Ethylbenzene	7.88E-03	3.22E-01	U	3.22E-01	6.85E-02	U	8.46E-06	U	409.15	U
Tetrachloroethylene	1.77E-02	7.24E-01	U	7.24E-01	5.05E-02	U	9.46E-06	U	394.15	U
Toluene	6.64E-03	2.71E-01	U	2.71E-01	7.78E-02	U	9.20E-06	U	384.15	U
Trimethylbenzene, 1,2,4-	6.16E-03	2.52E-01	U	2.52E-01	6.07E-02	U	7.92E-06	U	442.15	U
Trimethylbenzene, 1,3,5-	8.77E-03	3.59E-01	U	3.59E-01	6.02E-02	U	7.84E-06	U	438.15	U
Xylenes	6.63E-03	2.71E-01	U	2.71E-01	6.85E-02	U	8.46E-06	U	411.15	U

Chemical Properties
Output generated 20SEP2018:21:24:18

Chemical	Critical Temperature T_{crit} \ (K)	T_{crit} \ Ref	Enthalpy of vaporization at the normal boiling point $\Delta H_{v,b}$ \ (cal/mol)	$\Delta H_{v,b}$ \ Ref	K_{oc} \ (cm^3/g)	K_{oc} \ Ref	Lower Explosive Limit LEL (% by volume)	LEL Ref
Benzene	5.62E+02	U	7340.00	U	146	U	1.20	U
Chloromethane	4.16E+02	U	5110.00	U	13.2	U	8.10	U
Ethylbenzene	6.17E+02	U	8500.00	U	446	U	0.80	U
Tetrachloroethylene	6.20E+02	U	8290.00	U	94.9	U		
Toluene	5.92E+02	U	7930.00	U	234	U	1.10	U
Trimethylbenzene, 1,2,4-	6.49E+02	U	9370.00	U	614	U	0.90	U
Trimethylbenzene, 1,3,5-	6.37E+02	U	9320.00	U	602	U	1.00	U
Xylenes	6.20E+02	U	8520.00	U	383	U		

Site-specific VISL Results
Resident Equation Inputs

TNB
SV-4 8-25-18

*** Inputted values different from Resident defaults are highlighted.**
Output generated 20SEP2018:21:20:40

Variable	Resident Air Default Value	Value
AF_{gw} (Attenuation Factor Groundwater) unitless	0.001	0.001
AF_{ss} (Attenuation Factor Sub-Slab) unitless	0.03	0.03
ED_{res} (exposure duration) years	26	26
ED_{0-2} (mutagenic exposure duration first phase) years	2	2
ED_{2-6} (mutagenic exposure duration second phase) years	4	4
ED_{6-16} (mutagenic exposure duration third phase) years	10	10
ED_{16-26} (mutagenic exposure duration fourth phase) years	10	10
EF_{res} (exposure frequency) days/year	350	350
EF_{0-2} (mutagenic exposure frequency first phase) days/year	350	350
EF_{2-6} (mutagenic exposure frequency second phase) days/year	350	350
EF_{6-16} (mutagenic exposure frequency third phase) days/year	350	350
EF_{16-26} (mutagenic exposure frequency fourth phase) days/year	350	350
ET_{res} (exposure time) hours/day	24	24
ET_{0-2} (mutagenic exposure time first phase) hours/day	24	24
ET_{2-6} (mutagenic exposure time second phase) hours/day	24	24
ET_{6-16} (mutagenic exposure time third phase) hours/day	24	24
ET_{16-26} (mutagenic exposure time fourth phase) hours/day	24	24
THQ (target hazard quotient) unitless	0.1	1
LT (lifetime) years	70	70
TR (target risk) unitless	1.0E-06	1.0E-05

Resident Vapor Intrusion Screening Levels (VISL)
<a href= \/guide.html#Table1 ➡ User's Guide Variable References

Output generated 20SEP2018:21:20:40

Chemical	CAS Number	Does the chemical meet the definition for volatility? (HLC>1E-5 or VP>1)	Does the chemical have inhalation toxicity data? (IUR and/or RfC)	Is Chemical Sufficiently Volatile and Toxic to Pose Inhalation Risk Via Vapor Intrusion from Soil Source? (C_{vp} > $C_{i,a}$,Target?)	Is Chemical Sufficiently Volatile and Toxic to Pose Inhalation Risk Via Vapor Intrusion from Groundwater Source? (C_{hc} > $C_{i,a}$,Target?)	Target Indoor Air Concentration (TCR=1E-05 or THQ=1) MIN($C_{ia,c}$,$C_{ia,nc}$) (µg/m³)	Toxicity Basis
Benzene	71-43-2	Yes	Yes	Yes	Yes	3.60E+00	CA
Chloromethane	74-87-3	Yes	Yes	Yes	Yes	9.39E+01	NC
Ethylbenzene	100-41-4	Yes	Yes	Yes	Yes	1.12E+01	CA
Toluene	108-88-3	Yes	Yes	Yes	Yes	5.21E+03	NC
Trimethylbenzene, 1,2,4-	95-63-6	Yes	Yes	Yes	Yes	6.26E+01	NC
Trimethylbenzene, 1,3,5-	108-67-8	Yes	Yes	Yes	Yes	6.26E+01	NC
Xylenes	1330-20-7	Yes	Yes	Yes	Yes	1.04E+02	NC

Resident Vapor Intrusion Screening Levels (VISL)
<a href= \/guide.html#Table1 ➪ User's Guide Variable References

Output generated 20SEP2018:21:20:40

Chemical	Target Sub-Slab and Near-source Soil Gas Concentration (TCR=1E-05 or THQ=1) C_{sg},Target (µg/m³)	Target Groundwater Concentration (TCR=1E-05 or THQ=1) C_{gw},Target (µg/L)	Is Target Groundwater Concentration < MCL? (C_{gw} < MCL?)	Pure Phase Vapor Concentration C_{vp}\ (25 ℃)\ (µg/m³)	Maximum Groundwater Vapor Concentration C_{hc}\ (µg/m³)	Temperature for Maximum Groundwater Vapor Concentration (℃)	Lower Explosive Limit LEL (% by volume)
Benzene	1.20E+02	1.59E+01	No (5)	3.98E+08	4.06E+08	25	1.20
Chloromethane	3.13E+03	2.60E+02	--	1.17E+10	1.92E+09	25	8.10
Ethylbenzene	3.74E+02	3.49E+01	Yes (700)	5.48E+07	5.44E+07	25	0.80
Toluene	1.74E+05	1.92E+04	No (1000)	1.41E+08	1.43E+08	25	1.10
Trimethylbenzene, 1,2,4-	2.09E+03	2.48E+02	--	1.36E+07	1.44E+07	25	0.90
Trimethylbenzene, 1,3,5-	2.09E+03	1.75E+02	--	1.60E+07	1.73E+07	25	1.00
Xylenes	3.48E+03	3.85E+02	Yes (10000)	4.56E+07	2.87E+07	25	

Resident Vapor Intrusion Screening Levels (VISL)
<a href= \/guide.html#Table1 ➪ User's Guide Variable References

Output generated 20SEP2018:21:20:40

Chemical	LEL Ref	Inhalation Unit Risk $(ug/m^3)^{-1}$	IUR Ref	RfC (mg/m^3)	RfC Ref	Mutagenic Indicator	Carcinogenic VISL TCR=1E-05 $C_{ia,c}$ $(\mu g/m^3)$	Noncarcinogenic VISL THQ=1 $C_{ia,nc}$ $(\mu g/m^3)$
Benzene	U	7.80E-06	U	3.00E-02	U	No	3.60E+00	3.13E+01
Chloromethane	U			9.00E-02	U	No		9.39E+01
Ethylbenzene	U	2.50E-06	U	1.00E+00	U	No	1.12E+01	1.04E+03
Toluene	U			5.00E+00	U	No		5.21E+03
Trimethylbenzene, 1,2,4-	U			6.00E-02	U	No		6.26E+01
Trimethylbenzene, 1,3,5-	U			6.00E-02	U	No		6.26E+01
Xylenes				1.00E-01	U	No		1.04E+02

Chemical	CAS Number	Site Sub-Slab and Exterior Soil Gas Concentration C_{sg} \ (µg/m³)	Site Indoor Air Concentration $C_{i,a}$ \ (µg/m³)	VI Carcinogenic Risk CR	VI Hazard HQ	Inhalation Unit Risk (ug/m³)$^{-1}$	IUR Ref
Benzene	71-43-2	7.6	2.28E-01	6.33E-07	7.29E-03	7.80E-06	U
Chloromethane	74-87-3	4.4	1.32E-01		1.41E-03		
Ethylbenzene	100-41-4	12	3.60E-01	3.21E-07	3.45E-04	2.50E-06	U
Toluene	108-88-3	130	3.90E+00		7.48E-04		
Trimethylbenzene, 1,2,4-	95-63-6	20	6.00E-01		9.59E-03		
Trimethylbenzene, 1,3,5-	108-67-8	8.8	2.64E-01		4.22E-03		
Xylenes	1330-20-7	68	2.04E+00		1.96E-02		
**Sum*				*9.54E-07*	*4.32E-02*		

Chemical	Chronic RfC (mg/m³)	RfC Ref	Temperature (℃)\ for Groundwater Vapor Concentration	Mutagen?
Benzene	3.00E-02	U	25	No
Chloromethane	9.00E-02	U	25	No
Ethylbenzene	1.00E+00	U	25	No
Toluene	5.00E+00	U	25	No
Trimethylbenzene, 1,2,4-	6.00E-02	U	25	No
Trimethylbenzene, 1,3,5-	6.00E-02	U	25	No
Xylenes	1.00E-01	U	25	No
**Sum*				

Chemical Properties
Output generated 20SEP2018:21:20:40

Chemical	CAS Number	Does the chemical meet the definition for volatility? (HLC>1E-5 or VP>1)	Does the chemical have inhalation toxicity data? (IUR and/or RfC)	MW	MW Ref	Vapor Pressure VP (mm Hg)	VP Ref	S (mg/L)	S Ref	MCL (ug/L)
Benzene	71-43-2	Yes	Yes	78.12	U	9.48E+01	U	1.79E+03	U	5
Chloromethane	74-87-3	Yes	Yes	50.49	U	4.30E+03	U	5.32E+03	U	
Ethylbenzene	100-41-4	Yes	Yes	106.17	U	9.60E+00	U	1.69E+02	U	700
Toluene	108-88-3	Yes	Yes	92.14	U	2.84E+01	U	5.26E+02	U	1000
Trimethylbenzene, 1,2,4-	95-63-6	Yes	Yes	120.20	U	2.10E+00	U	5.70E+01	U	
Trimethylbenzene, 1,3,5-	108-67-8	Yes	Yes	120.20	U	2.48E+00	U	4.82E+01	U	
Xylenes	1330-20-7	Yes	Yes	106.17	U	7.99E+00	U	1.06E+02	U	10000

Chemical	HLC (atm-m^3/mole)	Henry's Law Constant (unitless)	H` and HLC Ref	Henry's Law Constant Used in Calcs (unitless)	D_{ia} \ (cm^2/s)	D_{ia} \ Ref	D_{iw} \ (cm^2/s)	D_{iw} \ Ref	Normal Boiling Point T_{boil} \ (K)	BP Ref	Critical Temperature T_{crit} \ (K)
Benzene	5.55E-03	2.27E-01	U	2.27E-01	8.95E-02	U	1.03E-05	U	353.15	U	5.62E+02
Chloromethane	8.82E-03	3.61E-01	U	3.61E-01	1.24E-01	U	1.36E-05	U	249.15	U	4.16E+02
Ethylbenzene	7.88E-03	3.22E-01	U	3.22E-01	6.85E-02	U	8.46E-06	U	409.15	U	6.17E+02
Toluene	6.64E-03	2.71E-01	U	2.71E-01	7.78E-02	U	9.20E-06	U	384.15	U	5.92E+02
Trimethylbenzene, 1,2,4-	6.16E-03	2.52E-01	U	2.52E-01	6.07E-02	U	7.92E-06	U	442.15	U	6.49E+02
Trimethylbenzene, 1,3,5-	8.77E-03	3.59E-01	U	3.59E-01	6.02E-02	U	7.84E-06	U	438.15	U	6.37E+02
Xylenes	6.63E-03	2.71E-01	U	2.71E-01	6.85E-02	U	8.46E-06	U	411.15	U	6.20E+02

Chemical	T_{crit} \ Ref	Enthalpy of vaporization at the normal boiling point $\Delta H_{v,b}$ \ (cal/mol)	$\Delta H_{v,b}$ \ Ref	K_{oc} \ (cm^3/g)	K_{oc} \ Ref	Lower Explosive Limit LEL (% by volume)	LEL Ref
Benzene	U	7340.00	U	146	U	1.20	U
Chloromethane	U	5110.00	U	13.2	U	8.10	U
Ethylbenzene	U	8500.00	U	446	U	0.80	U
Toluene	U	7930.00	U	234	U	1.10	U
Trimethylbenzene, 1,2,4-	U	9370.00	U	614	U	0.90	U
Trimethylbenzene, 1,3,5-	U	9320.00	U	602	U	1.00	U
Xylenes	U	8520.00	U	383	U		

Site-specific VISL Results
Resident Equation Inputs

TNB
SV-5 8-25-18

*** Inputted values different from Resident defaults are highlighted.**
Output generated 20SEP2018:22:04:22

Variable	Resident Air Default Value	Value
AF_{gw} (Attenuation Factor Groundwater) unitless	0.001	0.001
AF_{ss} (Attenuation Factor Sub-Slab) unitless	0.03	0.03
ED_{res} (exposure duration) years	26	26
ED_{0-2} (mutagenic exposure duration first phase) years	2	2
ED_{2-6} (mutagenic exposure duration second phase) years	4	4
ED_{6-16} (mutagenic exposure duration third phase) years	10	10
ED_{16-26} (mutagenic exposure duration fourth phase) years	10	10
EF_{res} (exposure frequency) days/year	350	350
EF_{0-2} (mutagenic exposure frequency first phase) days/year	350	350
EF_{2-6} (mutagenic exposure frequency second phase) days/year	350	350
EF_{6-16} (mutagenic exposure frequency third phase) days/year	350	350
EF_{16-26} (mutagenic exposure frequency fourth phase) days/year	350	350
ET_{res} (exposure time) hours/day	24	24
ET_{0-2} (mutagenic exposure time first phase) hours/day	24	24
ET_{2-6} (mutagenic exposure time second phase) hours/day	24	24
ET_{6-16} (mutagenic exposure time third phase) hours/day	24	24
ET_{16-26} (mutagenic exposure time fourth phase) hours/day	24	24
THQ (target hazard quotient) unitless	0.1	1
LT (lifetime) years	70	70
TR (target risk) unitless	1.0E-06	1.0E-05

Resident Vapor Intrusion Screening Levels (VISL)
<a href= \/guide.html#Table1 User's Guide Variable References

Output generated 20SEP2018:22:04:22

Chemical	CAS Number	Does the chemical meet the definition for volatility? (HLC>1E-5 or VP>1)	Does the chemical have inhalation toxicity data? (IUR and/or RfC)	Is Chemical Sufficiently Volatile and Toxic to Pose Inhalation Risk Via Vapor Intrusion from Soil Source? (C_{vp} > $C_{i,a}$,Target?)	Is Chemical Sufficiently Volatile and Toxic to Pose Inhalation Risk Via Vapor Intrusion from Groundwater Source? (C_{hc} > $C_{i,a}$,Target?)	Target Indoor Air Concentration (TCR=1E-05 or THQ=1) MIN($C_{ia,c}$,$C_{ia,nc}$) (µg/m³)	Toxicity Basis
Benzene	71-43-2	Yes	Yes	Yes	Yes	3.60E+00	CA
Carbon Disulfide	75-15-0	Yes	Yes	Yes	Yes	7.30E+02	NC
Chloroform	67-66-3	Yes	Yes	Yes	Yes	1.22E+00	CA
Chloromethane	74-87-3	Yes	Yes	Yes	Yes	9.39E+01	NC
Dichloroethylene, 1,2-cis-	156-59-2	Yes	No	No Inhal. Tox. Info	No Inhal. Tox. Info		
Ethylbenzene	100-41-4	Yes	Yes	Yes	Yes	1.12E+01	CA
Hexanone, 2-	591-78-6	Yes	Yes	Yes	Yes	3.13E+01	NC
Methyl Ethyl Ketone (2-Butanone)	78-93-3	Yes	Yes	Yes	Yes	5.21E+03	NC
Methyl Isobutyl Ketone (4-methyl-2-pentanone)	108-10-1	Yes	Yes	Yes	Yes	3.13E+03	NC
Tetrachloroethylene	127-18-4	Yes	Yes	Yes	Yes	4.17E+01	NC
Toluene	108-88-3	Yes	Yes	Yes	Yes	5.21E+03	NC
Trichloroethane, 1,1,1-	71-55-6	Yes	Yes	Yes	Yes	5.21E+03	NC
Trichloroethylene	79-01-6	Yes	Yes	Yes	Yes	2.09E+00	NC
Trimethylbenzene, 1,2,4-	95-63-6	Yes	Yes	Yes	Yes	6.26E+01	NC
Trimethylbenzene, 1,3,5-	108-67-8	Yes	Yes	Yes	Yes	6.26E+01	NC
Vinyl Chloride	75-01-4	Yes	Yes	Yes	Yes	1.68E+00	CA
Xylenes	1330-20-7	Yes	Yes	Yes	Yes	1.04E+02	NC

Resident Vapor Intrusion Screening Levels (VISL)
<a href= \/guide.html#Table1 User's Guide Variable References

Output generated 20SEP2018:22:04:22

Chemical	Target Sub-Slab and Near-source Soil Gas Concentration (TCR=1E-05 or THQ=1) C_{sg},Target (µg/m³)	Target Groundwater Concentration (TCR=1E-05 or THQ=1) C_{gw},Target (µg/L)	Is Target Groundwater Concentration < MCL? (C_{gw} < MCL?)	Pure Phase Vapor Concentration C_{vp}\ (25 ℃)\ (µg/m³)	Maximum Groundwater Vapor Concentration C_{hc}\ (µg/m³)	Temperature for Maximum Groundwater Vapor Concentration (℃)
Benzene	1.20E+02	1.59E+01	No (5)	3.98E+08	4.06E+08	25
Carbon Disulfide	2.43E+04	1.24E+03	--	1.47E+09	1.27E+09	25
Chloroform	4.07E+01	8.14E+00	Yes (80)	1.26E+09	1.19E+09	25
Chloromethane	3.13E+03	2.60E+02	--	1.17E+10	1.92E+09	25
Dichloroethylene, 1,2-cis-				1.04E+09	1.07E+09	25
Ethylbenzene	3.74E+02	3.49E+01	Yes (700)	5.48E+07	5.44E+07	25
Hexanone, 2-	1.04E+03	8.21E+03	--	6.25E+07	6.55E+07	25
Methyl Ethyl Ketone (2-Butanone)	1.74E+05	2.24E+06	--	3.51E+08	5.19E+08	25
Methyl Isobutyl Ketone (4-methyl-2-pentanone)	1.04E+05	5.55E+05	--	1.07E+08	1.07E+08	25
Tetrachloroethylene	1.39E+03	5.76E+01	No (5)	1.65E+08	1.49E+08	25
Toluene	1.74E+05	1.92E+04	No (1000)	1.41E+08	1.43E+08	25
Trichloroethane, 1,1,1-	1.74E+05	7.42E+03	No (200)	8.90E+08	9.07E+08	25
Trichloroethylene	6.95E+01	5.18E+00	No (5)	4.88E+08	5.15E+08	25
Trimethylbenzene, 1,2,4-	2.09E+03	2.48E+02	--	1.36E+07	1.44E+07	25
Trimethylbenzene, 1,3,5-	2.09E+03	1.75E+02	--	1.60E+07	1.73E+07	25
Vinyl Chloride	5.59E+01	1.47E+00	Yes (2)	1.00E+10	1.00E+10	25
Xylenes	3.48E+03	3.85E+02	Yes (10000)	4.56E+07	2.87E+07	25

Resident Vapor Intrusion Screening Levels (VISL)
<a href= \/guide.html#Table1 ➡ User's Guide Variable References

Output generated 20SEP2018:22:04:22

Chemical	Lower Explosive Limit LEL (% by volume)	LEL Ref	Inhalation Unit Risk $(ug/m^3)^{-1}$	IUR Ref	RfC (mg/m^3)	RfC Ref	Mutagenic Indicator	Carcinogenic VISL TCR=1E-05 $C_{ia,c}$ $(\mu g/m^3)$	Noncarcinogenic VISL THQ=1 $C_{ia,nc}$ $(\mu g/m^3)$
Benzene	1.20	U	7.80E-06	U	3.00E-02	U	No	3.60E+00	3.13E+01
Carbon Disulfide	1.30	U			7.00E-01	U	No		7.30E+02
Chloroform			2.30E-05	U	9.77E-02	U	No	1.22E+00	1.02E+02
Chloromethane	8.10	U			9.00E-02	U	No		9.39E+01
Dichloroethylene, 1,2-cis-	3.00	U					No		
Ethylbenzene	0.80	U	2.50E-06	U	1.00E+00	U	No	1.12E+01	1.04E+03
Hexanone, 2-	1.00	U			3.00E-02	U	No		3.13E+01
Methyl Ethyl Ketone (2-Butanone)	1.40	U			5.00E+00	U	No		5.21E+03
Methyl Isobutyl Ketone (4-methyl-2-pentanone)	1.20	U			3.00E+00	U	No		3.13E+03
Tetrachloroethylene			2.60E-07	U	4.00E-02	U	No	1.08E+02	4.17E+01
Toluene	1.10	U			5.00E+00	U	No		5.21E+03
Trichloroethane, 1,1,1-	8.00	U			5.00E+00	U	No		5.21E+03
Trichloroethylene	8.00	U	4.10E-06	U	2.00E-03	U	Mut	4.78E+00	2.09E+00
Trimethylbenzene, 1,2,4-	0.90	U			6.00E-02	U	No		6.26E+01
Trimethylbenzene, 1,3,5-	1.00	U			6.00E-02	U	No		6.26E+01
Vinyl Chloride	3.60	U	4.40E-06	U	1.00E-01	U	Mut	1.68E+00	1.04E+02
Xylenes					1.00E-01	U	No		1.04E+02

Chemical	CAS Number	Site Indoor Air Concentration $C_{i,a}$\ (μg/m³)	VI Carcinogenic Risk CR	VI Hazard HQ	Inhalation Unit Risk (ug/m³)⁻¹	IUR Ref	Chronic RfC (mg/m³)	RfC Ref	Temperature (℃)\ for Groundwater Vapor Concentration	Mutagen?
Benzene	71-43-2	3.90E-01	1.08E-06	1.25E-02	7.80E-06	U	3.00E-02	U	25	No
Carbon Disulfide	75-15-0						7.00E-01	U	25	No
Chloroform	67-66-3				2.30E-05	U	9.77E-02	U	25	No
Chloromethane	74-87-3						9.00E-02	U	25	No
Dichloroethylene, 1,2-cis-	156-59-2								25	No
Ethylbenzene	100-41-4				2.50E-06	U	1.00E+00	U	25	No
Hexanone, 2-	591-78-6						3.00E-02	U	25	No
Methyl Ethyl Ketone (2-Butanone)	78-93-3	2.76E-01		5.29E-05			5.00E+00	U	25	No
Methyl Isobutyl Ketone (4-methyl-2-pentanone)	108-10-1						3.00E+00	U	25	No
Tetrachloroethylene	127-18-4				2.60E-07	U	4.00E-02	U	25	No
Toluene	108-88-3	4.20E+00		8.05E-04			5.00E+00	U	25	No
Trichloroethane, 1,1,1-	71-55-6						5.00E+00	U	25	No
Trichloroethylene	79-01-6				4.10E-06	U	2.00E-03	U	25	Mut
Trimethylbenzene, 1,2,4-	95-63-6						6.00E-02	U	25	No
Trimethylbenzene, 1,3,5-	108-67-8						6.00E-02	U	25	No
Vinyl Chloride	75-01-4				4.40E-06	U	1.00E-01	U	25	Mut
Xylenes	1330-20-7						1.00E-01	U	25	No
**Sum*			*1.08E-06*	*1.33E-02*						

Chemical Properties
Output generated 20SEP2018:22:04:22

Chemical	CAS Number	Does the chemical meet the definition for volatility? (HLC>1E-5 or VP>1)	Does the chemical have inhalation toxicity data? (IUR and/or RfC)	MW	MW Ref	Vapor Pressure VP (mm Hg)	VP Ref	S (mg/L)	S Ref
Benzene	71-43-2	Yes	Yes	78.12	U	9.48E+01	U	1.79E+03	U
Carbon Disulfide	75-15-0	Yes	Yes	76.14	U	3.59E+02	U	2.16E+03	U
Chloroform	67-66-3	Yes	Yes	119.38	U	1.97E+02	U	7.95E+03	U
Chloromethane	74-87-3	Yes	Yes	50.49	U	4.30E+03	U	5.32E+03	U
Dichloroethylene, 1,2-cis-	156-59-2	Yes	No	96.94	U	2.00E+02	U	6.41E+03	U
Ethylbenzene	100-41-4	Yes	Yes	106.17	U	9.60E+00	U	1.69E+02	U
Hexanone, 2-	591-78-6	Yes	Yes	100.16	U	1.16E+01	U	1.72E+04	U
Methyl Ethyl Ketone (2-Butanone)	78-93-3	Yes	Yes	72.11	U	9.06E+01	U	2.23E+05	U
Methyl Isobutyl Ketone (4-methyl-2-pentanone)	108-10-1	Yes	Yes	100.16	U	1.99E+01	U	1.90E+04	U
Tetrachloroethylene	127-18-4	Yes	Yes	165.83	U	1.85E+01	U	2.06E+02	U
Toluene	108-88-3	Yes	Yes	92.14	U	2.84E+01	U	5.26E+02	U
Trichloroethane, 1,1,1-	71-55-6	Yes	Yes	133.41	U	1.24E+02	U	1.29E+03	U
Trichloroethylene	79-01-6	Yes	Yes	131.39	U	6.90E+01	U	1.28E+03	U
Trimethylbenzene, 1,2,4-	95-63-6	Yes	Yes	120.20	U	2.10E+00	U	5.70E+01	U
Trimethylbenzene, 1,3,5-	108-67-8	Yes	Yes	120.20	U	2.48E+00	U	4.82E+01	U
Vinyl Chloride	75-01-4	Yes	Yes	62.50	U	2.98E+03	U	8.80E+03	U
Xylenes	1330-20-7	Yes	Yes	106.17	U	7.99E+00	U	1.06E+02	U

Chemical Properties
Output generated 20SEP2018:22:04:22

Chemical	MCL (ug/L)	HLC (atm-m³/mole)	Henry's Law Constant (unitless)	H` and HLC Ref	Henry's Law Constant Used in Calcs (unitless)	D_{ia} \ (cm^2/s)	D_{ia} \ Ref	D_{iw} \ (cm^2/s)	D_{iw} \ Ref
Benzene	5	5.55E-03	2.27E-01	U	2.27E-01	8.95E-02	U	1.03E-05	U
Carbon Disulfide		1.44E-02	5.89E-01	U	5.89E-01	1.06E-01	U	1.30E-05	U
Chloroform	80	3.67E-03	1.50E-01	U	1.50E-01	7.69E-02	U	1.09E-05	U
Chloromethane		8.82E-03	3.61E-01	U	3.61E-01	1.24E-01	U	1.36E-05	U
Dichloroethylene, 1,2-cis-	70	4.08E-03	1.67E-01	U	1.67E-01	8.84E-02	U	1.13E-05	U
Ethylbenzene	700	7.88E-03	3.22E-01	U	3.22E-01	6.85E-02	U	8.46E-06	U
Hexanone, 2-		9.32E-05	3.81E-03	U	3.81E-03	7.04E-02	U	8.44E-06	U
Methyl Ethyl Ketone (2-Butanone)		5.69E-05	2.33E-03	U	2.33E-03	9.14E-02	U	1.02E-05	U
Methyl Isobutyl Ketone (4-methyl-2-pentanone)		1.38E-04	5.64E-03	U	5.64E-03	6.98E-02	U	8.35E-06	U
Tetrachloroethylene	5	1.77E-02	7.24E-01	U	7.24E-01	5.05E-02	U	9.46E-06	U
Toluene	1000	6.64E-03	2.71E-01	U	2.71E-01	7.78E-02	U	9.20E-06	U
Trichloroethane, 1,1,1-	200	1.72E-02	7.03E-01	U	7.03E-01	6.48E-02	U	9.60E-06	U
Trichloroethylene	5	9.85E-03	4.03E-01	U	4.03E-01	6.87E-02	U	1.02E-05	U
Trimethylbenzene, 1,2,4-		6.16E-03	2.52E-01	U	2.52E-01	6.07E-02	U	7.92E-06	U
Trimethylbenzene, 1,3,5-		8.77E-03	3.59E-01	U	3.59E-01	6.02E-02	U	7.84E-06	U
Vinyl Chloride	2	2.78E-02	1.14E+00	U	1.14E+00	1.07E-01	U	1.20E-05	U
Xylenes	10000	6.63E-03	2.71E-01	U	2.71E-01	6.85E-02	U	8.46E-06	U

Chemical Properties
Output generated 20SEP2018:22:04:22

Chemical	Normal Boiling Point T_{boil} \ (K)	BP Ref	Critical Temperature T_{crit} \ (K)	T_{crit} \ Ref	Enthalpy of vaporization at the normal boiling point $\Delta H_{v,b}$ \ (cal/mol)	$\Delta H_{v,b}$ \ Ref	K_{oc} \ (cm^3/g)	K_{oc} \ Ref	Lower Explosive Limit LEL (% by volume)	LEL Ref
Benzene	353.15	U	5.62E+02	U	7340.00	U	146	U	1.20	U
Carbon Disulfide	319.15	U	5.52E+02	U	6390.00	U	21.7	U	1.30	U
Chloroform	334.25	U	5.36E+02	U	6990.00	U	31.8	U		
Chloromethane	249.15	U	4.16E+02	U	5110.00	U	13.2	U	8.10	U
Dichloroethylene, 1,2-cis-	333.25	U	5.36E+02	U	7220.00	U	39.6	U	3.00	U
Ethylbenzene	409.15	U	6.17E+02	U	8500.00	U	446	U	0.80	U
Hexanone, 2-	401.15	U	5.87E+02	U	8690.00	U	15	U	1.00	U
Methyl Ethyl Ketone (2-Butanone)	352.65	U	5.37E+02	U	7480.00	U	4.51	U	1.40	U
Methyl Isobutyl Ketone (4-methyl-2-pentanone)	389.15	U	5.75E+02	U	8240.00	U	12.6	U	1.20	U
Tetrachloroethylene	394.15	U	6.20E+02	U	8290.00	U	94.9	U		
Toluene	384.15	U	5.92E+02	U	7930.00	U	234	U	1.10	U
Trichloroethane, 1,1,1-	347.15	U	5.45E+02	U	7140.00	U	43.9	U	8.00	U
Trichloroethylene	360.35	U	5.71E+02	U	7500.00	U	60.7	U	8.00	U
Trimethylbenzene, 1,2,4-	442.15	U	6.49E+02	U	9370.00	U	614	U	0.90	U
Trimethylbenzene, 1,3,5-	438.15	U	6.37E+02	U	9320.00	U	602	U	1.00	U
Vinyl Chloride	259.85	U	4.25E+02	U	4970.00	U	21.7	U	3.60	U
Xylenes	411.15	U	6.20E+02	U	8520.00	U	383	U		

Site-specific VISL Results
Resident Equation Inputs

TNB
SV- 8-25-18

*** Inputted values different from Resident defaults are highlighted.**
Output generated 23SEP2018:15:08:24

Variable	Resident Air Default Value	Value
AF_{gw} (Attenuation Factor Groundwater) unitless	0.001	0.001
AF_{ss} (Attenuation Factor Sub-Slab) unitless	0.03	0.03
ED_{res} (exposure duration) years	26	26
ED_{0-2} (mutagenic exposure duration first phase) years	2	2
ED_{2-6} (mutagenic exposure duration second phase) years	4	4
ED_{6-16} (mutagenic exposure duration third phase) years	10	10
ED_{16-26} (mutagenic exposure duration fourth phase) years	10	10
EF_{res} (exposure frequency) days/year	350	350
EF_{0-2} (mutagenic exposure frequency first phase) days/year	350	350
EF_{2-6} (mutagenic exposure frequency second phase) days/year	350	350
EF_{6-16} (mutagenic exposure frequency third phase) days/year	350	350
EF_{16-26} (mutagenic exposure frequency fourth phase) days/year	350	350
ET_{res} (exposure time) hours/day	24	24
ET_{0-2} (mutagenic exposure time first phase) hours/day	24	24
ET_{2-6} (mutagenic exposure time second phase) hours/day	24	24
ET_{6-16} (mutagenic exposure time third phase) hours/day	24	24
ET_{16-26} (mutagenic exposure time fourth phase) hours/day	24	24
THQ (target hazard quotient) unitless	0.1	1
LT (lifetime) years	70	70
TR (target risk) unitless	1.0E-06	1.0E-05

Resident Vapor Intrusion Screening Levels (VISL)
<a href= \/guide.html#Table1 ➡ User's Guide Variable References

Output generated 23SEP2018:15:08:24

Chemical	CAS Number	Does the chemical meet the definition for volatility? (HLC>1E-5 or VP>1)	Does the chemical have inhalation toxicity data? (IUR and/or RfC)	Is Chemical Sufficiently Volatile and Toxic to Pose Inhalation Risk Via Vapor Intrusion from Soil Source? (C_{vp} > $C_{i,a}$,Target?)	Is Chemical Sufficiently Volatile and Toxic to Pose Inhalation Risk Via Vapor Intrusion from Groundwater Source? (C_{hc} > $C_{i,a}$,Target?)	Target Indoor Air Concentration (TCR=1E-05 or THQ=1) MIN($C_{ia,c}$,$C_{ia,nc}$) (µg/m³)	Toxicity Basis
Benzene	71-43-2	Yes	Yes	Yes	Yes	3.60E+00	CA
Carbon Disulfide	75-15-0	Yes	Yes	Yes	Yes	7.30E+02	NC
Chloroform	67-66-3	Yes	Yes	Yes	Yes	1.22E+00	CA
Chloromethane	74-87-3	Yes	Yes	Yes	Yes	9.39E+01	NC
Dichloroethylene, 1,2-cis-	156-59-2	Yes	No	No Inhal. Tox. Info	No Inhal. Tox. Info		
Ethylbenzene	100-41-4	Yes	Yes	Yes	Yes	1.12E+01	CA
Hexanone, 2-	591-78-6	Yes	Yes	Yes	Yes	3.13E+01	NC
Methyl Ethyl Ketone (2-Butanone)	78-93-3	Yes	Yes	Yes	Yes	5.21E+03	NC
Methyl Isobutyl Ketone (4-methyl-2-pentanone)	108-10-1	Yes	Yes	Yes	Yes	3.13E+03	NC
Tetrachloroethylene	127-18-4	Yes	Yes	Yes	Yes	4.17E+01	NC
Toluene	108-88-3	Yes	Yes	Yes	Yes	5.21E+03	NC
Trichloroethane, 1,1,1-	71-55-6	Yes	Yes	Yes	Yes	5.21E+03	NC
Trichloroethylene	79-01-6	Yes	Yes	Yes	Yes	2.09E+00	NC
Trimethylbenzene, 1,2,4-	95-63-6	Yes	Yes	Yes	Yes	6.26E+01	NC
Trimethylbenzene, 1,3,5-	108-67-8	Yes	Yes	Yes	Yes	6.26E+01	NC
Vinyl Chloride	75-01-4	Yes	Yes	Yes	Yes	1.68E+00	CA
Xylenes	1330-20-7	Yes	Yes	Yes	Yes	1.04E+02	NC

Resident Vapor Intrusion Screening Levels (VISL)
<a href= \/guide.html#Table1 User's Guide Variable References

Output generated 23SEP2018:15:08:24

Chemical	Target Sub-Slab and Near-source Soil Gas Concentration (TCR=1E-05 or THQ=1) C_{sg},Target (µg/m³)	Target Groundwater Concentration (TCR=1E-05 or THQ=1) C_{gw},Target (µg/L)	Is Target Groundwater Concentration < MCL? (C_{gw} < MCL?)	Pure Phase Vapor Concentration C_{vp}\ (25 ℃)\ (µg/m³)	Maximum Groundwater Vapor Concentration C_{hc}\ (µg/m³)	Temperature for Maximum Groundwater Vapor Concentration (℃)
Benzene	1.20E+02	1.59E+01	No (5)	3.98E+08	4.06E+08	25
Carbon Disulfide	2.43E+04	1.24E+03	--	1.47E+09	1.27E+09	25
Chloroform	4.07E+01	8.14E+00	Yes (80)	1.26E+09	1.19E+09	25
Chloromethane	3.13E+03	2.60E+02	--	1.17E+10	1.92E+09	25
Dichloroethylene, 1,2-cis-				1.04E+09	1.07E+09	25
Ethylbenzene	3.74E+02	3.49E+01	Yes (700)	5.48E+07	5.44E+07	25
Hexanone, 2-	1.04E+03	8.21E+03	--	6.25E+07	6.55E+07	25
Methyl Ethyl Ketone (2-Butanone)	1.74E+05	2.24E+06	--	3.51E+08	5.19E+08	25
Methyl Isobutyl Ketone (4-methyl-2-pentanone)	1.04E+05	5.55E+05	--	1.07E+08	1.07E+08	25
Tetrachloroethylene	1.39E+03	5.76E+01	No (5)	1.65E+08	1.49E+08	25
Toluene	1.74E+05	1.92E+04	No (1000)	1.41E+08	1.43E+08	25
Trichloroethane, 1,1,1-	1.74E+05	7.42E+03	No (200)	8.90E+08	9.07E+08	25
Trichloroethylene	6.95E+01	5.18E+00	No (5)	4.88E+08	5.15E+08	25
Trimethylbenzene, 1,2,4-	2.09E+03	2.48E+02	--	1.36E+07	1.44E+07	25
Trimethylbenzene, 1,3,5-	2.09E+03	1.75E+02	--	1.60E+07	1.73E+07	25
Vinyl Chloride	5.59E+01	1.47E+00	Yes (2)	1.00E+10	1.00E+10	25
Xylenes	3.48E+03	3.85E+02	Yes (10000)	4.56E+07	2.87E+07	25

Resident Vapor Intrusion Screening Levels (VISL)
<a href= \/guide.html#Table1 ➡ User's Guide Variable References

Output generated 23SEP2018:15:08:24

Chemical	Lower Explosive Limit LEL (% by volume)	LEL Ref	Inhalation Unit Risk $(ug/m^3)^{-1}$	IUR Ref	RfC (mg/m^3)	RfC Ref	Mutagenic Indicator	Carcinogenic VISL TCR=1E-05 $C_{ia,c}$ $(\mu g/m^3)$	Noncarcinogenic VISL THQ=1 $C_{ia,nc}$ $(\mu g/m^3)$
Benzene	1.20	U	7.80E-06	U	3.00E-02	U	No	3.60E+00	3.13E+01
Carbon Disulfide	1.30	U			7.00E-01	U	No		7.30E+02
Chloroform			2.30E-05	U	9.77E-02	U	No	1.22E+00	1.02E+02
Chloromethane	8.10	U			9.00E-02	U	No		9.39E+01
Dichloroethylene, 1,2-cis-	3.00	U					No		
Ethylbenzene	0.80	U	2.50E-06	U	1.00E+00	U	No	1.12E+01	1.04E+03
Hexanone, 2-	1.00	U			3.00E-02	U	No		3.13E+01
Methyl Ethyl Ketone (2-Butanone)	1.40	U			5.00E+00	U	No		5.21E+03
Methyl Isobutyl Ketone (4-methyl-2-pentanone)	1.20	U			3.00E+00	U	No		3.13E+03
Tetrachloroethylene			2.60E-07	U	4.00E-02	U	No	1.08E+02	4.17E+01
Toluene	1.10	U			5.00E+00	U	No		5.21E+03
Trichloroethane, 1,1,1-	8.00	U			5.00E+00	U	No		5.21E+03
Trichloroethylene	8.00	U	4.10E-06	U	2.00E-03	U	Mut	4.78E+00	2.09E+00
Trimethylbenzene, 1,2,4-	0.90	U			6.00E-02	U	No		6.26E+01
Trimethylbenzene, 1,3,5-	1.00	U			6.00E-02	U	No		6.26E+01
Vinyl Chloride	3.60	U	4.40E-06	U	1.00E-01	U	Mut	1.68E+00	1.04E+02
Xylenes					1.00E-01	U	No		1.04E+02

Chemical	CAS Number	Site Sub-Slab and Exterior Soil Gas Concentration C_{sg} \ ($\mu g/m^3$)	Site Indoor Air Concentration $C_{i,a}$ \ ($\mu g/m^3$)	VI Carcinogenic Risk CR	VI Hazard HQ
Benzene	71-43-2	22	6.60E-01	1.83E-06	2.11E-02
Carbon Disulfide	75-15-0				
Chloroform	67-66-3				
Chloromethane	74-87-3				
Dichloroethylene, 1,2-cis-	156-59-2				
Ethylbenzene	100-41-4	36	1.08E+00	9.62E-07	1.04E-03
Hexanone, 2-	591-78-6				
Methyl Ethyl Ketone (2-Butanone)	78-93-3				
Methyl Isobutyl Ketone (4-methyl-2-pentanone)	108-10-1	85	2.55E+00		8.15E-04
Tetrachloroethylene	127-18-4	1800	5.40E+01	5.00E-06	1.29E+00
Toluene	108-88-3	200	6.00E+00		1.15E-03
Trichloroethane, 1,1,1-	71-55-6				
Trichloroethylene	79-01-6				
Trimethylbenzene, 1,2,4-	95-63-6	57	1.71E+00		2.73E-02
Trimethylbenzene, 1,3,5-	108-67-8	29	8.70E-01		1.39E-02
Vinyl Chloride	75-01-4				
Xylenes	1330-20-7	187	5.61E+00		5.38E-02
**Sum*				*7.80E-06*	*1.41E+00*

Chemical	Inhalation Unit Risk $(ug/m^3)^{-1}$	IUR Ref	Chronic RfC (mg/m^3)	RfC Ref	Temperature (℃)\ for Groundwater Vapor Concentration	Mutagen?
Benzene	7.80E-06	U	3.00E-02	U	25	No
Carbon Disulfide			7.00E-01	U	25	No
Chloroform	2.30E-05	U	9.77E-02	U	25	No
Chloromethane			9.00E-02	U	25	No
Dichloroethylene, 1,2-cis-					25	No
Ethylbenzene	2.50E-06	U	1.00E+00	U	25	No
Hexanone, 2-			3.00E-02	U	25	No
Methyl Ethyl Ketone (2-Butanone)			5.00E+00	U	25	No
Methyl Isobutyl Ketone (4-methyl-2-pentanone)			3.00E+00	U	25	No
Tetrachloroethylene	2.60E-07	U	4.00E-02	U	25	No
Toluene			5.00E+00	U	25	No
Trichloroethane, 1,1,1-			5.00E+00	U	25	No
Trichloroethylene	4.10E-06	U	2.00E-03	U	25	Mut
Trimethylbenzene, 1,2,4-			6.00E-02	U	25	No
Trimethylbenzene, 1,3,5-			6.00E-02	U	25	No
Vinyl Chloride	4.40E-06	U	1.00E-01	U	25	Mut
Xylenes			1.00E-01	U	25	No
**Sum*						

Chemical Properties
Output generated 23SEP2018:15:08:24

Chemical	CAS Number	Does the chemical meet the definition for volatility? (HLC>1E-5 or VP>1)	Does the chemical have inhalation toxicity data? (IUR and/or RfC)	MW	MW Ref	Vapor Pressure VP (mm Hg)	VP Ref	S (mg/L)	S Ref
Benzene	71-43-2	Yes	Yes	78.12	U	9.48E+01	U	1.79E+03	U
Carbon Disulfide	75-15-0	Yes	Yes	76.14	U	3.59E+02	U	2.16E+03	U
Chloroform	67-66-3	Yes	Yes	119.38	U	1.97E+02	U	7.95E+03	U
Chloromethane	74-87-3	Yes	Yes	50.49	U	4.30E+03	U	5.32E+03	U
Dichloroethylene, 1,2-cis-	156-59-2	Yes	No	96.94	U	2.00E+02	U	6.41E+03	U
Ethylbenzene	100-41-4	Yes	Yes	106.17	U	9.60E+00	U	1.69E+02	U
Hexanone, 2-	591-78-6	Yes	Yes	100.16	U	1.16E+01	U	1.72E+04	U
Methyl Ethyl Ketone (2-Butanone)	78-93-3	Yes	Yes	72.11	U	9.06E+01	U	2.23E+05	U
Methyl Isobutyl Ketone (4-methyl-2-pentanone)	108-10-1	Yes	Yes	100.16	U	1.99E+01	U	1.90E+04	U
Tetrachloroethylene	127-18-4	Yes	Yes	165.83	U	1.85E+01	U	2.06E+02	U
Toluene	108-88-3	Yes	Yes	92.14	U	2.84E+01	U	5.26E+02	U
Trichloroethane, 1,1,1-	71-55-6	Yes	Yes	133.41	U	1.24E+02	U	1.29E+03	U
Trichloroethylene	79-01-6	Yes	Yes	131.39	U	6.90E+01	U	1.28E+03	U
Trimethylbenzene, 1,2,4-	95-63-6	Yes	Yes	120.20	U	2.10E+00	U	5.70E+01	U
Trimethylbenzene, 1,3,5-	108-67-8	Yes	Yes	120.20	U	2.48E+00	U	4.82E+01	U
Vinyl Chloride	75-01-4	Yes	Yes	62.50	U	2.98E+03	U	8.80E+03	U
Xylenes	1330-20-7	Yes	Yes	106.17	U	7.99E+00	U	1.06E+02	U

Chemical Properties
Output generated 23SEP2018:15:08:24

Chemical	MCL (ug/L)	HLC (atm-m³/mole)	Henry's Law Constant (unitless)	H` and HLC Ref	Henry's Law Constant Used in Calcs (unitless)	D_{ia} \ (cm^2/s)	D_{ia} \ Ref	D_{iw} \ (cm^2/s)	D_{iw} \ Ref
Benzene	5	5.55E-03	2.27E-01	U	2.27E-01	8.95E-02	U	1.03E-05	U
Carbon Disulfide		1.44E-02	5.89E-01	U	5.89E-01	1.06E-01	U	1.30E-05	U
Chloroform	80	3.67E-03	1.50E-01	U	1.50E-01	7.69E-02	U	1.09E-05	U
Chloromethane		8.82E-03	3.61E-01	U	3.61E-01	1.24E-01	U	1.36E-05	U
Dichloroethylene, 1,2-cis-	70	4.08E-03	1.67E-01	U	1.67E-01	8.84E-02	U	1.13E-05	U
Ethylbenzene	700	7.88E-03	3.22E-01	U	3.22E-01	6.85E-02	U	8.46E-06	U
Hexanone, 2-		9.32E-05	3.81E-03	U	3.81E-03	7.04E-02	U	8.44E-06	U
Methyl Ethyl Ketone (2-Butanone)		5.69E-05	2.33E-03	U	2.33E-03	9.14E-02	U	1.02E-05	U
Methyl Isobutyl Ketone (4-methyl-2-pentanone)		1.38E-04	5.64E-03	U	5.64E-03	6.98E-02	U	8.35E-06	U
Tetrachloroethylene	5	1.77E-02	7.24E-01	U	7.24E-01	5.05E-02	U	9.46E-06	U
Toluene	1000	6.64E-03	2.71E-01	U	2.71E-01	7.78E-02	U	9.20E-06	U
Trichloroethane, 1,1,1-	200	1.72E-02	7.03E-01	U	7.03E-01	6.48E-02	U	9.60E-06	U
Trichloroethylene	5	9.85E-03	4.03E-01	U	4.03E-01	6.87E-02	U	1.02E-05	U
Trimethylbenzene, 1,2,4-		6.16E-03	2.52E-01	U	2.52E-01	6.07E-02	U	7.92E-06	U
Trimethylbenzene, 1,3,5-		8.77E-03	3.59E-01	U	3.59E-01	6.02E-02	U	7.84E-06	U
Vinyl Chloride	2	2.78E-02	1.14E+00	U	1.14E+00	1.07E-01	U	1.20E-05	U
Xylenes	10000	6.63E-03	2.71E-01	U	2.71E-01	6.85E-02	U	8.46E-06	U

Chemical Properties
Output generated 23SEP2018:15:08:24

Chemical	Normal Boiling Point T_{boil} \ (K)	BP Ref	Critical Temperature T_{crit} \ (K)	T_{crit} \ Ref	Enthalpy of vaporization at the normal boiling point $\Delta H_{v,b}$ \ (cal/mol)	$\Delta H_{v,b}$ \ Ref	K_{oc} \ (cm^3/g)	K_{oc} \ Ref	Lower Explosive Limit LEL (% by volume)	LEL Ref
Benzene	353.15	U	5.62E+02	U	7340.00	U	146	U	1.20	U
Carbon Disulfide	319.15	U	5.52E+02	U	6390.00	U	21.7	U	1.30	U
Chloroform	334.25	U	5.36E+02	U	6990.00	U	31.8	U		
Chloromethane	249.15	U	4.16E+02	U	5110.00	U	13.2	U	8.10	U
Dichloroethylene, 1,2-cis-	333.25	U	5.36E+02	U	7220.00	U	39.6	U	3.00	U
Ethylbenzene	409.15	U	6.17E+02	U	8500.00	U	446	U	0.80	U
Hexanone, 2-	401.15	U	5.87E+02	U	8690.00	U	15	U	1.00	U
Methyl Ethyl Ketone (2-Butanone)	352.65	U	5.37E+02	U	7480.00	U	4.51	U	1.40	U
Methyl Isobutyl Ketone (4-methyl-2-pentanone)	389.15	U	5.75E+02	U	8240.00	U	12.6	U	1.20	U
Tetrachloroethylene	394.15	U	6.20E+02	U	8290.00	U	94.9	U		
Toluene	384.15	U	5.92E+02	U	7930.00	U	234	U	1.10	U
Trichloroethane, 1,1,1-	347.15	U	5.45E+02	U	7140.00	U	43.9	U	8.00	U
Trichloroethylene	360.35	U	5.71E+02	U	7500.00	U	60.7	U	8.00	U
Trimethylbenzene, 1,2,4-	442.15	U	6.49E+02	U	9370.00	U	614	U	0.90	U
Trimethylbenzene, 1,3,5-	438.15	U	6.37E+02	U	9320.00	U	602	U	1.00	U
Vinyl Chloride	259.85	U	4.25E+02	U	4970.00	U	21.7	U	3.60	U
Xylenes	411.15	U	6.20E+02	U	8520.00	U	383	U		

*** Inputted values different from Resident defaults are highlighted.**
Output generated 23SEP2018:15:14:36

Variable	Resident Air Default Value	Value
AF_{gw} (Attenuation Factor Groundwater) unitless	0.001	0.001
AF_{ss} (Attenuation Factor Sub-Slab) unitless	0.03	0.03
ED_{res} (exposure duration) years	26	26
ED_{0-2} (mutagenic exposure duration first phase) years	2	2
ED_{2-6} (mutagenic exposure duration second phase) years	4	4
ED_{6-16} (mutagenic exposure duration third phase) years	10	10
ED_{16-26} (mutagenic exposure duration fourth phase) years	10	10
EF_{res} (exposure frequency) days/year	350	350
EF_{0-2} (mutagenic exposure frequency first phase) days/year	350	350
EF_{2-6} (mutagenic exposure frequency second phase) days/year	350	350
EF_{6-16} (mutagenic exposure frequency third phase) days/year	350	350
EF_{16-26} (mutagenic exposure frequency fourth phase) days/year	350	350
ET_{res} (exposure time) hours/day	24	24
ET_{0-2} (mutagenic exposure time first phase) hours/day	24	24
ET_{2-6} (mutagenic exposure time second phase) hours/day	24	24
ET_{6-16} (mutagenic exposure time third phase) hours/day	24	24
ET_{16-26} (mutagenic exposure time fourth phase) hours/day	24	24
THQ (target hazard quotient) unitless	0.1	1
LT (lifetime) years	70	70
TR (target risk) unitless	1.0E-06	1.0E-05

Resident Vapor Intrusion Screening Levels (VISL)
<a href= \/guide.html#Table1 ➡ User's Guide Variable References

Output generated 23SEP2018:15:14:36

Chemical	CAS Number	Does the chemical meet the definition for volatility? (HLC>1E-5 or VP>1)	Does the chemical have inhalation toxicity data? (IUR and/or RfC)	Is Chemical Sufficiently Volatile and Toxic to Pose Inhalation Risk Via Vapor Intrusion from Soil Source? (C_{vp} > $C_{i,a}$,Target?)	Is Chemical Sufficiently Volatile and Toxic to Pose Inhalation Risk Via Vapor Intrusion from Groundwater Source? (C_{hc} > $C_{i,a}$,Target?)	Target Indoor Air Concentration (TCR=1E-05 or THQ=1) MIN($C_{ia,c}$,$C_{ia,nc}$) (µg/m³)	Toxicity Basis
Benzene	71-43-2	Yes	Yes	Yes	Yes	3.60E+00	CA
Carbon Disulfide	75-15-0	Yes	Yes	Yes	Yes	7.30E+02	NC
Chloroform	67-66-3	Yes	Yes	Yes	Yes	1.22E+00	CA
Chloromethane	74-87-3	Yes	Yes	Yes	Yes	9.39E+01	NC
Dichloroethylene, 1,2-cis-	156-59-2	Yes	No	No Inhal. Tox. Info	No Inhal. Tox. Info		
Ethylbenzene	100-41-4	Yes	Yes	Yes	Yes	1.12E+01	CA
Hexanone, 2-	591-78-6	Yes	Yes	Yes	Yes	3.13E+01	NC
Methyl Ethyl Ketone (2-Butanone)	78-93-3	Yes	Yes	Yes	Yes	5.21E+03	NC
Methyl Isobutyl Ketone (4-methyl-2-pentanone)	108-10-1	Yes	Yes	Yes	Yes	3.13E+03	NC
Tetrachloroethylene	127-18-4	Yes	Yes	Yes	Yes	4.17E+01	NC
Toluene	108-88-3	Yes	Yes	Yes	Yes	5.21E+03	NC
Trichloroethane, 1,1,1-	71-55-6	Yes	Yes	Yes	Yes	5.21E+03	NC
Trichloroethylene	79-01-6	Yes	Yes	Yes	Yes	2.09E+00	NC
Trimethylbenzene, 1,2,4-	95-63-6	Yes	Yes	Yes	Yes	6.26E+01	NC
Trimethylbenzene, 1,3,5-	108-67-8	Yes	Yes	Yes	Yes	6.26E+01	NC
Vinyl Chloride	75-01-4	Yes	Yes	Yes	Yes	1.68E+00	CA
Xylenes	1330-20-7	Yes	Yes	Yes	Yes	1.04E+02	NC

Resident Vapor Intrusion Screening Levels (VISL)
<a href= \/guide.html#Table1 ➡ User's Guide Variable References

Output generated 23SEP2018:15:14:36

Chemical	Target Sub-Slab and Near-source Soil Gas Concentration (TCR=1E-05 or THQ=1) C_{sg},Target (µg/m³)	Target Groundwater Concentration (TCR=1E-05 or THQ=1) C_{gw},Target (µg/L)	Is Target Groundwater Concentration < MCL? (C_{gw} < MCL?)	Pure Phase Vapor Concentration C_{vp}\ (25 ℃)\ (µg/m³)	Maximum Groundwater Vapor Concentration C_{hc}\ (µg/m³)	Temperature for Maximum Groundwater Vapor Concentration (℃)
Benzene	1.20E+02	1.59E+01	No (5)	3.98E+08	4.06E+08	25
Carbon Disulfide	2.43E+04	1.24E+03	--	1.47E+09	1.27E+09	25
Chloroform	4.07E+01	8.14E+00	Yes (80)	1.26E+09	1.19E+09	25
Chloromethane	3.13E+03	2.60E+02	--	1.17E+10	1.92E+09	25
Dichloroethylene, 1,2-cis-				1.04E+09	1.07E+09	25
Ethylbenzene	3.74E+02	3.49E+01	Yes (700)	5.48E+07	5.44E+07	25
Hexanone, 2-	1.04E+03	8.21E+03	--	6.25E+07	6.55E+07	25
Methyl Ethyl Ketone (2-Butanone)	1.74E+05	2.24E+06	--	3.51E+08	5.19E+08	25
Methyl Isobutyl Ketone (4-methyl-2-pentanone)	1.04E+05	5.55E+05	--	1.07E+08	1.07E+08	25
Tetrachloroethylene	1.39E+03	5.76E+01	No (5)	1.65E+08	1.49E+08	25
Toluene	1.74E+05	1.92E+04	No (1000)	1.41E+08	1.43E+08	25
Trichloroethane, 1,1,1-	1.74E+05	7.42E+03	No (200)	8.90E+08	9.07E+08	25
Trichloroethylene	6.95E+01	5.18E+00	No (5)	4.88E+08	5.15E+08	25
Trimethylbenzene, 1,2,4-	2.09E+03	2.48E+02	--	1.36E+07	1.44E+07	25
Trimethylbenzene, 1,3,5-	2.09E+03	1.75E+02	--	1.60E+07	1.73E+07	25
Vinyl Chloride	5.59E+01	1.47E+00	Yes (2)	1.00E+10	1.00E+10	25
Xylenes	3.48E+03	3.85E+02	Yes (10000)	4.56E+07	2.87E+07	25

Resident Vapor Intrusion Screening Levels (VISL)
<a href= \/guide.html#Table1 ➡ User's Guide Variable References

Output generated 23SEP2018:15:14:36

Chemical	Lower Explosive Limit LEL (% by volume)	LEL Ref	Inhalation Unit Risk $(ug/m^3)^{-1}$	IUR Ref	RfC (mg/m^3)	RfC Ref	Mutagenic Indicator	Carcinogenic VISL TCR=1E-05 $C_{ia,c}$ $(\mu g/m^3)$	Noncarcinogenic VISL THQ=1 $C_{ia,nc}$ $(\mu g/m^3)$
Benzene	1.20	U	7.80E-06	U	3.00E-02	U	No	3.60E+00	3.13E+01
Carbon Disulfide	1.30	U			7.00E-01	U	No		7.30E+02
Chloroform			2.30E-05	U	9.77E-02	U	No	1.22E+00	1.02E+02
Chloromethane	8.10	U			9.00E-02	U	No		9.39E+01
Dichloroethylene, 1,2-cis-	3.00	U					No		
Ethylbenzene	0.80	U	2.50E-06	U	1.00E+00	U	No	1.12E+01	1.04E+03
Hexanone, 2-	1.00	U			3.00E-02	U	No		3.13E+01
Methyl Ethyl Ketone (2-Butanone)	1.40	U			5.00E+00	U	No		5.21E+03
Methyl Isobutyl Ketone (4-methyl-2-pentanone)	1.20	U			3.00E+00	U	No		3.13E+03
Tetrachloroethylene			2.60E-07	U	4.00E-02	U	No	1.08E+02	4.17E+01
Toluene	1.10	U			5.00E+00	U	No		5.21E+03
Trichloroethane, 1,1,1-	8.00	U			5.00E+00	U	No		5.21E+03
Trichloroethylene	8.00	U	4.10E-06	U	2.00E-03	U	Mut	4.78E+00	2.09E+00
Trimethylbenzene, 1,2,4-	0.90	U			6.00E-02	U	No		6.26E+01
Trimethylbenzene, 1,3,5-	1.00	U			6.00E-02	U	No		6.26E+01
Vinyl Chloride	3.60	U	4.40E-06	U	1.00E-01	U	Mut	1.68E+00	1.04E+02
Xylenes					1.00E-01	U	No		1.04E+02

Chemical	CAS Number	Site Sub-Slab and Exterior Soil Gas Concentration C_{sg} \ ($\mu g/m^3$)	Site Indoor Air Concentration $C_{i,a}$ \ ($\mu g/m^3$)	VI Carcinogenic Risk CR	VI Hazard HQ
Benzene	71-43-2	3.4	1.02E-01	2.83E-07	3.26E-03
Carbon Disulfide	75-15-0				
Chloroform	67-66-3				
Chloromethane	74-87-3				
Dichloroethylene, 1,2-cis-	156-59-2				
Ethylbenzene	100-41-4				
Hexanone, 2-	591-78-6				
Methyl Ethyl Ketone (2-Butanone)	78-93-3				
Methyl Isobutyl Ketone (4-methyl-2-pentanone)	108-10-1				
Tetrachloroethylene	127-18-4				
Toluene	108-88-3	56	1.68E+00		3.22E-04
Trichloroethane, 1,1,1-	71-55-6				
Trichloroethylene	79-01-6				
Trimethylbenzene, 1,2,4-	95-63-6				
Trimethylbenzene, 1,3,5-	108-67-8				
Vinyl Chloride	75-01-4				
Xylenes	1330-20-7	19.6	5.88E-01		5.64E-03
**Sum*				*2.83E-07*	*9.22E-03*

Chemical	Inhalation Unit Risk $(ug/m^3)^{-1}$	IUR Ref	Chronic RfC (mg/m^3)	RfC Ref	Temperature (℃)\ for Groundwater Vapor Concentration	Mutagen?
Benzene	7.80E-06	U	3.00E-02	U	25	No
Carbon Disulfide			7.00E-01	U	25	No
Chloroform	2.30E-05	U	9.77E-02	U	25	No
Chloromethane			9.00E-02	U	25	No
Dichloroethylene, 1,2-cis-					25	No
Ethylbenzene	2.50E-06	U	1.00E+00	U	25	No
Hexanone, 2-			3.00E-02	U	25	No
Methyl Ethyl Ketone (2-Butanone)			5.00E+00	U	25	No
Methyl Isobutyl Ketone (4-methyl-2-pentanone)			3.00E+00	U	25	No
Tetrachloroethylene	2.60E-07	U	4.00E-02	U	25	No
Toluene			5.00E+00	U	25	No
Trichloroethane, 1,1,1-			5.00E+00	U	25	No
Trichloroethylene	4.10E-06	U	2.00E-03	U	25	Mut
Trimethylbenzene, 1,2,4-			6.00E-02	U	25	No
Trimethylbenzene, 1,3,5-			6.00E-02	U	25	No
Vinyl Chloride	4.40E-06	U	1.00E-01	U	25	Mut
Xylenes			1.00E-01	U	25	No
**Sum*						

Chemical Properties
Output generated 23SEP2018:15:14:36

Chemical	CAS Number	Does the chemical meet the definition for volatility? (HLC>1E-5 or VP>1)	Does the chemical have inhalation toxicity data? (IUR and/or RfC)	MW	MW Ref	Vapor Pressure VP (mm Hg)	VP Ref	S (mg/L)	S Ref
Benzene	71-43-2	Yes	Yes	78.12	U	9.48E+01	U	1.79E+03	U
Carbon Disulfide	75-15-0	Yes	Yes	76.14	U	3.59E+02	U	2.16E+03	U
Chloroform	67-66-3	Yes	Yes	119.38	U	1.97E+02	U	7.95E+03	U
Chloromethane	74-87-3	Yes	Yes	50.49	U	4.30E+03	U	5.32E+03	U
Dichloroethylene, 1,2-cis-	156-59-2	Yes	No	96.94	U	2.00E+02	U	6.41E+03	U
Ethylbenzene	100-41-4	Yes	Yes	106.17	U	9.60E+00	U	1.69E+02	U
Hexanone, 2-	591-78-6	Yes	Yes	100.16	U	1.16E+01	U	1.72E+04	U
Methyl Ethyl Ketone (2-Butanone)	78-93-3	Yes	Yes	72.11	U	9.06E+01	U	2.23E+05	U
Methyl Isobutyl Ketone (4-methyl-2-pentanone)	108-10-1	Yes	Yes	100.16	U	1.99E+01	U	1.90E+04	U
Tetrachloroethylene	127-18-4	Yes	Yes	165.83	U	1.85E+01	U	2.06E+02	U
Toluene	108-88-3	Yes	Yes	92.14	U	2.84E+01	U	5.26E+02	U
Trichloroethane, 1,1,1-	71-55-6	Yes	Yes	133.41	U	1.24E+02	U	1.29E+03	U
Trichloroethylene	79-01-6	Yes	Yes	131.39	U	6.90E+01	U	1.28E+03	U
Trimethylbenzene, 1,2,4-	95-63-6	Yes	Yes	120.20	U	2.10E+00	U	5.70E+01	U
Trimethylbenzene, 1,3,5-	108-67-8	Yes	Yes	120.20	U	2.48E+00	U	4.82E+01	U
Vinyl Chloride	75-01-4	Yes	Yes	62.50	U	2.98E+03	U	8.80E+03	U
Xylenes	1330-20-7	Yes	Yes	106.17	U	7.99E+00	U	1.06E+02	U

Chemical Properties
Output generated 23SEP2018:15:14:36

Chemical	MCL (ug/L)	HLC (atm-m³/mole)	Henry's Law Constant (unitless)	H` and HLC Ref	Henry's Law Constant Used in Calcs (unitless)	D_{ia} \ (cm^2/s)	D_{ia} \ Ref	D_{iw} \ (cm^2/s)	D_{iw} \ Ref
Benzene	5	5.55E-03	2.27E-01	U	2.27E-01	8.95E-02	U	1.03E-05	U
Carbon Disulfide		1.44E-02	5.89E-01	U	5.89E-01	1.06E-01	U	1.30E-05	U
Chloroform	80	3.67E-03	1.50E-01	U	1.50E-01	7.69E-02	U	1.09E-05	U
Chloromethane		8.82E-03	3.61E-01	U	3.61E-01	1.24E-01	U	1.36E-05	U
Dichloroethylene, 1,2-cis-	70	4.08E-03	1.67E-01	U	1.67E-01	8.84E-02	U	1.13E-05	U
Ethylbenzene	700	7.88E-03	3.22E-01	U	3.22E-01	6.85E-02	U	8.46E-06	U
Hexanone, 2-		9.32E-05	3.81E-03	U	3.81E-03	7.04E-02	U	8.44E-06	U
Methyl Ethyl Ketone (2-Butanone)		5.69E-05	2.33E-03	U	2.33E-03	9.14E-02	U	1.02E-05	U
Methyl Isobutyl Ketone (4-methyl-2-pentanone)		1.38E-04	5.64E-03	U	5.64E-03	6.98E-02	U	8.35E-06	U
Tetrachloroethylene	5	1.77E-02	7.24E-01	U	7.24E-01	5.05E-02	U	9.46E-06	U
Toluene	1000	6.64E-03	2.71E-01	U	2.71E-01	7.78E-02	U	9.20E-06	U
Trichloroethane, 1,1,1-	200	1.72E-02	7.03E-01	U	7.03E-01	6.48E-02	U	9.60E-06	U
Trichloroethylene	5	9.85E-03	4.03E-01	U	4.03E-01	6.87E-02	U	1.02E-05	U
Trimethylbenzene, 1,2,4-		6.16E-03	2.52E-01	U	2.52E-01	6.07E-02	U	7.92E-06	U
Trimethylbenzene, 1,3,5-		8.77E-03	3.59E-01	U	3.59E-01	6.02E-02	U	7.84E-06	U
Vinyl Chloride	2	2.78E-02	1.14E+00	U	1.14E+00	1.07E-01	U	1.20E-05	U
Xylenes	10000	6.63E-03	2.71E-01	U	2.71E-01	6.85E-02	U	8.46E-06	U

Chemical Properties
Output generated 23SEP2018:15:14:36

Chemical	Normal Boiling Point T_{boil} \ (K)	BP Ref	Critical Temperature T_{crit} \ (K)	T_{crit} \ Ref	Enthalpy of vaporization at the normal boiling point $\Delta H_{v,b}$ \ (cal/mol)	$\Delta H_{v,b}$ \ Ref	K_{oc} \ (cm^3/g)	K_{oc} \ Ref	Lower Explosive Limit LEL (% by volume)	LEL Ref
Benzene	353.15	U	5.62E+02	U	7340.00	U	146	U	1.20	U
Carbon Disulfide	319.15	U	5.52E+02	U	6390.00	U	21.7	U	1.30	U
Chloroform	334.25	U	5.36E+02	U	6990.00	U	31.8	U		
Chloromethane	249.15	U	4.16E+02	U	5110.00	U	13.2	U	8.10	U
Dichloroethylene, 1,2-cis-	333.25	U	5.36E+02	U	7220.00	U	39.6	U	3.00	U
Ethylbenzene	409.15	U	6.17E+02	U	8500.00	U	446	U	0.80	U
Hexanone, 2-	401.15	U	5.87E+02	U	8690.00	U	15	U	1.00	U
Methyl Ethyl Ketone (2-Butanone)	352.65	U	5.37E+02	U	7480.00	U	4.51	U	1.40	U
Methyl Isobutyl Ketone (4-methyl-2-pentanone)	389.15	U	5.75E+02	U	8240.00	U	12.6	U	1.20	U
Tetrachloroethylene	394.15	U	6.20E+02	U	8290.00	U	94.9	U		
Toluene	384.15	U	5.92E+02	U	7930.00	U	234	U	1.10	U
Trichloroethane, 1,1,1-	347.15	U	5.45E+02	U	7140.00	U	43.9	U	8.00	U
Trichloroethylene	360.35	U	5.71E+02	U	7500.00	U	60.7	U	8.00	U
Trimethylbenzene, 1,2,4-	442.15	U	6.49E+02	U	9370.00	U	614	U	0.90	U
Trimethylbenzene, 1,3,5-	438.15	U	6.37E+02	U	9320.00	U	602	U	1.00	U
Vinyl Chloride	259.85	U	4.25E+02	U	4970.00	U	21.7	U	3.60	U
Xylenes	411.15	U	6.20E+02	U	8520.00	U	383	U		

Chemical Properties
Output generated 20SEP2018:21:49:23

Chemical	Normal Boiling Point T_{boil} \ (K)	BP Ref	Critical Temperature T_{crit} \ (K)	T_{crit} \ Ref	Enthalpy of vaporization at the normal boiling point $\Delta H_{v,b}$ \ (cal/mol)	$\Delta H_{v,b}$ \ Ref	K_{oc} \ (cm^3/g)	K_{oc} \ Ref	Lower Explosive Limit LEL (% by volume)	LEL Ref
Benzene	353.15	U	5.62E+02	U	7340.00	U	146	U	1.20	U
Carbon Disulfide	319.15	U	5.52E+02	U	6390.00	U	21.7	U	1.30	U
Chloromethane	249.15	U	4.16E+02	U	5110.00	U	13.2	U	8.10	U
Dichloroethylene, 1,2-cis-	333.25	U	5.36E+02	U	7220.00	U	39.6	U	3.00	U
Ethylbenzene	409.15	U	6.17E+02	U	8500.00	U	446	U	0.80	U
Hexanone, 2-	401.15	U	5.87E+02	U	8690.00	U	15	U	1.00	U
Methyl Ethyl Ketone (2-Butanone)	352.65	U	5.37E+02	U	7480.00	U	4.51	U	1.40	U
Methyl Isobutyl Ketone (4-methyl-2-pentanone)	389.15	U	5.75E+02	U	8240.00	U	12.6	U	1.20	U
Tetrachloroethylene	394.15	U	6.20E+02	U	8290.00	U	94.9	U		
Toluene	384.15	U	5.92E+02	U	7930.00	U	234	U	1.10	U
Trichloroethylene	360.35	U	5.71E+02	U	7500.00	U	60.7	U	8.00	U
Trimethylbenzene, 1,2,4-	442.15	U	6.49E+02	U	9370.00	U	614	U	0.90	U
Trimethylbenzene, 1,3,5-	438.15	U	6.37E+02	U	9320.00	U	602	U	1.00	U
Vinyl Chloride	259.85	U	4.25E+02	U	4970.00	U	21.7	U	3.60	U
Xylenes	411.15	U	6.20E+02	U	8520.00	U	383	U		

Site-specific VISL Results
Resident Equation Inputs

TNB
SV-8 8-25-18

*** Inputted values different from Resident defaults are highlighted.**
Output generated 20SEP2018:21:49:23

Variable	Resident Air Default Value	Value
AF_{gw} (Attenuation Factor Groundwater) unitless	0.001	0.001
AF_{ss} (Attenuation Factor Sub-Slab) unitless	0.03	0.03
ED_{res} (exposure duration) years	26	26
ED_{0-2} (mutagenic exposure duration first phase) years	2	2
ED_{2-6} (mutagenic exposure duration second phase) years	4	4
ED_{6-16} (mutagenic exposure duration third phase) years	10	10
ED_{16-26} (mutagenic exposure duration fourth phase) years	10	10
EF_{res} (exposure frequency) days/year	350	350
EF_{0-2} (mutagenic exposure frequency first phase) days/year	350	350
EF_{2-6} (mutagenic exposure frequency second phase) days/year	350	350
EF_{6-16} (mutagenic exposure frequency third phase) days/year	350	350
EF_{16-26} (mutagenic exposure frequency fourth phase) days/year	350	350
ET_{res} (exposure time) hours/day	24	24
ET_{0-2} (mutagenic exposure time first phase) hours/day	24	24
ET_{2-6} (mutagenic exposure time second phase) hours/day	24	24
ET_{6-16} (mutagenic exposure time third phase) hours/day	24	24
ET_{16-26} (mutagenic exposure time fourth phase) hours/day	24	24
THQ (target hazard quotient) unitless	0.1	1
LT (lifetime) years	70	70
TR (target risk) unitless	1.0E-06	1.0E-05

Resident Vapor Intrusion Screening Levels (VISL)
<a href= \/guide.html#Table1 User's Guide Variable References

Output generated 20SEP2018:21:49:23

Chemical	CAS Number	Does the chemical meet the definition for volatility? (HLC>1E-5 or VP>1)	Does the chemical have inhalation toxicity data? (IUR and/or RfC)	Is Chemical Sufficiently Volatile and Toxic to Pose Inhalation Risk Via Vapor Intrusion from Soil Source? (C_{vp} > $C_{i,a}$,Target?)	Is Chemical Sufficiently Volatile and Toxic to Pose Inhalation Risk Via Vapor Intrusion from Groundwater Source? (C_{hc} > $C_{i,a}$,Target?)	Target Indoor Air Concentration (TCR=1E-05 or THQ=1) MIN($C_{ia,c}$,$C_{ia,nc}$) (µg/m³)	Toxicity Basis
Benzene	71-43-2	Yes	Yes	Yes	Yes	3.60E+00	CA
Carbon Disulfide	75-15-0	Yes	Yes	Yes	Yes	7.30E+02	NC
Chloromethane	74-87-3	Yes	Yes	Yes	Yes	9.39E+01	NC
Dichloroethylene, 1,2-cis-	156-59-2	Yes	No	No Inhal. Tox. Info	No Inhal. Tox. Info		
Ethylbenzene	100-41-4	Yes	Yes	Yes	Yes	1.12E+01	CA
Hexanone, 2-	591-78-6	Yes	Yes	Yes	Yes	3.13E+01	NC
Methyl Ethyl Ketone (2-Butanone)	78-93-3	Yes	Yes	Yes	Yes	5.21E+03	NC
Methyl Isobutyl Ketone (4-methyl-2-pentanone)	108-10-1	Yes	Yes	Yes	Yes	3.13E+03	NC
Tetrachloroethylene	127-18-4	Yes	Yes	Yes	Yes	4.17E+01	NC
Toluene	108-88-3	Yes	Yes	Yes	Yes	5.21E+03	NC
Trichloroethylene	79-01-6	Yes	Yes	Yes	Yes	2.09E+00	NC
Trimethylbenzene, 1,2,4-	95-63-6	Yes	Yes	Yes	Yes	6.26E+01	NC
Trimethylbenzene, 1,3,5-	108-67-8	Yes	Yes	Yes	Yes	6.26E+01	NC
Vinyl Chloride	75-01-4	Yes	Yes	Yes	Yes	1.68E+00	CA
Xylenes	1330-20-7	Yes	Yes	Yes	Yes	1.04E+02	NC

Resident Vapor Intrusion Screening Levels (VISL)
<a href= \/guide.html#Table1 User's Guide Variable References

Output generated 20SEP2018:21:49:23

Chemical	Target Sub-Slab and Near-source Soil Gas Concentration (TCR=1E-05 or THQ=1) C_{sg},Target (µg/m³)	Target Groundwater Concentration (TCR=1E-05 or THQ=1) C_{gw},Target (µg/L)	Is Target Groundwater Concentration < MCL? (C_{gw} < MCL?)	Pure Phase Vapor Concentration C_{vp}\ (25 ℃)\ (µg/m³)	Maximum Groundwater Vapor Concentration C_{hc}\ (µg/m³)	Temperature for Maximum Groundwater Vapor Concentration (℃)
Benzene	1.20E+02	1.59E+01	No (5)	3.98E+08	4.06E+08	25
Carbon Disulfide	2.43E+04	1.24E+03	--	1.47E+09	1.27E+09	25
Chloromethane	3.13E+03	2.60E+02	--	1.17E+10	1.92E+09	25
Dichloroethylene, 1,2-cis-				1.04E+09	1.07E+09	25
Ethylbenzene	3.74E+02	3.49E+01	Yes (700)	5.48E+07	5.44E+07	25
Hexanone, 2-	1.04E+03	8.21E+03	--	6.25E+07	6.55E+07	25
Methyl Ethyl Ketone (2-Butanone)	1.74E+05	2.24E+06	--	3.51E+08	5.19E+08	25
Methyl Isobutyl Ketone (4-methyl-2-pentanone)	1.04E+05	5.55E+05	--	1.07E+08	1.07E+08	25
Tetrachloroethylene	1.39E+03	5.76E+01	No (5)	1.65E+08	1.49E+08	25
Toluene	1.74E+05	1.92E+04	No (1000)	1.41E+08	1.43E+08	25
Trichloroethylene	6.95E+01	5.18E+00	No (5)	4.88E+08	5.15E+08	25
Trimethylbenzene, 1,2,4-	2.09E+03	2.48E+02	--	1.36E+07	1.44E+07	25
Trimethylbenzene, 1,3,5-	2.09E+03	1.75E+02	--	1.60E+07	1.73E+07	25
Vinyl Chloride	5.59E+01	1.47E+00	Yes (2)	1.00E+10	1.00E+10	25
Xylenes	3.48E+03	3.85E+02	Yes (10000)	4.56E+07	2.87E+07	25

Resident Vapor Intrusion Screening Levels (VISL)
<a href= \/guide.html#Table1 ➪ User's Guide Variable References

Output generated 20SEP2018:21:49:23

Chemical	Lower Explosive Limit LEL (% by volume)	LEL Ref	Inhalation Unit Risk $(ug/m^3)^{-1}$	IUR Ref	RfC (mg/m^3)	RfC Ref	Mutagenic Indicator	Carcinogenic VISL TCR=1E-05 $C_{ia,c}$ $(\mu g/m^3)$	Noncarcinogenic VISL THQ=1 $C_{ia,nc}$ $(\mu g/m^3)$
Benzene	1.20	U	7.80E-06	U	3.00E-02	U	No	3.60E+00	3.13E+01
Carbon Disulfide	1.30	U			7.00E-01	U	No		7.30E+02
Chloromethane	8.10	U			9.00E-02	U	No		9.39E+01
Dichloroethylene, 1,2-cis-	3.00	U					No		
Ethylbenzene	0.80	U	2.50E-06	U	1.00E+00	U	No	1.12E+01	1.04E+03
Hexanone, 2-	1.00	U			3.00E-02	U	No		3.13E+01
Methyl Ethyl Ketone (2-Butanone)	1.40	U			5.00E+00	U	No		5.21E+03
Methyl Isobutyl Ketone (4-methyl-2-pentanone)	1.20	U			3.00E+00	U	No		3.13E+03
Tetrachloroethylene			2.60E-07	U	4.00E-02	U	No	1.08E+02	4.17E+01
Toluene	1.10	U			5.00E+00	U	No		5.21E+03
Trichloroethylene	8.00	U	4.10E-06	U	2.00E-03	U	Mut	4.78E+00	2.09E+00
Trimethylbenzene, 1,2,4-	0.90	U			6.00E-02	U	No		6.26E+01
Trimethylbenzene, 1,3,5-	1.00	U			6.00E-02	U	No		6.26E+01
Vinyl Chloride	3.60	U	4.40E-06	U	1.00E-01	U	Mut	1.68E+00	1.04E+02
Xylenes					1.00E-01	U	No		1.04E+02

Chemical	CAS Number	Site Sub-Slab and Exterior Soil Gas Concentration C_{sg} \ ($\mu g/m^3$)	Site Indoor Air Concentration $C_{i,a}$ \ ($\mu g/m^3$)	VI Carcinogenic Risk CR	VI Hazard HQ
Benzene	71-43-2	41	1.23E+00	3.42E-06	3.93E-02
Carbon Disulfide	75-15-0	12	3.60E-01		4.93E-04
Chloromethane	74-87-3				
Dichloroethylene, 1,2-cis-	156-59-2	9.6			
Ethylbenzene	100-41-4	18	5.40E-01	4.81E-07	5.18E-04
Hexanone, 2-	591-78-6	16	4.80E-01		1.53E-02
Methyl Ethyl Ketone (2-Butanone)	78-93-3	58	1.74E+00		3.34E-04
Methyl Isobutyl Ketone (4-methyl-2-pentanone)	108-10-1	12	3.60E-01		1.15E-04
Tetrachloroethylene	127-18-4	8.4	2.52E-01	2.33E-08	6.04E-03
Toluene	108-88-3	110	3.30E+00		6.33E-04
Trichloroethylene	79-01-6	8.3	2.49E-01	5.21E-07	1.19E-01
Trimethylbenzene, 1,2,4-	95-63-6	33	9.90E-01		1.58E-02
Trimethylbenzene, 1,3,5-	108-67-8	9.8	2.94E-01		4.70E-03
Vinyl Chloride	75-01-4	3.1	9.30E-02	5.55E-07	8.92E-04
Xylenes	1330-20-7	105	3.15E+00		3.02E-02
**Sum*				*5.00E-06*	*2.34E-01*

Chemical	Inhalation Unit Risk $(ug/m^3)^{-1}$	IUR Ref	Chronic RfC (mg/m^3)	RfC Ref	Temperature (℃)\ for Groundwater Vapor Concentration	Mutagen?
Benzene	7.80E-06	U	3.00E-02	U	25	No
Carbon Disulfide			7.00E-01	U	25	No
Chloromethane			9.00E-02	U	25	No
Dichloroethylene, 1,2-cis-					25	No
Ethylbenzene	2.50E-06	U	1.00E+00	U	25	No
Hexanone, 2-			3.00E-02	U	25	No
Methyl Ethyl Ketone (2-Butanone)			5.00E+00	U	25	No
Methyl Isobutyl Ketone (4-methyl-2-pentanone)			3.00E+00	U	25	No
Tetrachloroethylene	2.60E-07	U	4.00E-02	U	25	No
Toluene			5.00E+00	U	25	No
Trichloroethylene	4.10E-06	U	2.00E-03	U	25	Mut
Trimethylbenzene, 1,2,4-			6.00E-02	U	25	No
Trimethylbenzene, 1,3,5-			6.00E-02	U	25	No
Vinyl Chloride	4.40E-06	U	1.00E-01	U	25	Mut
Xylenes			1.00E-01	U	25	No
**Sum*						

Chemical Properties
Output generated 20SEP2018:21:49:23

Chemical	CAS Number	Does the chemical meet the definition for volatility? (HLC>1E-5 or VP>1)	Does the chemical have inhalation toxicity data? (IUR and/or RfC)	MW	MW Ref	Vapor Pressure VP (mm Hg)	VP Ref	S (mg/L)	S Ref
Benzene	71-43-2	Yes	Yes	78.12	U	9.48E+01	U	1.79E+03	U
Carbon Disulfide	75-15-0	Yes	Yes	76.14	U	3.59E+02	U	2.16E+03	U
Chloromethane	74-87-3	Yes	Yes	50.49	U	4.30E+03	U	5.32E+03	U
Dichloroethylene, 1,2-cis-	156-59-2	Yes	No	96.94	U	2.00E+02	U	6.41E+03	U
Ethylbenzene	100-41-4	Yes	Yes	106.17	U	9.60E+00	U	1.69E+02	U
Hexanone, 2-	591-78-6	Yes	Yes	100.16	U	1.16E+01	U	1.72E+04	U
Methyl Ethyl Ketone (2-Butanone)	78-93-3	Yes	Yes	72.11	U	9.06E+01	U	2.23E+05	U
Methyl Isobutyl Ketone (4-methyl-2-pentanone)	108-10-1	Yes	Yes	100.16	U	1.99E+01	U	1.90E+04	U
Tetrachloroethylene	127-18-4	Yes	Yes	165.83	U	1.85E+01	U	2.06E+02	U
Toluene	108-88-3	Yes	Yes	92.14	U	2.84E+01	U	5.26E+02	U
Trichloroethylene	79-01-6	Yes	Yes	131.39	U	6.90E+01	U	1.28E+03	U
Trimethylbenzene, 1,2,4-	95-63-6	Yes	Yes	120.20	U	2.10E+00	U	5.70E+01	U
Trimethylbenzene, 1,3,5-	108-67-8	Yes	Yes	120.20	U	2.48E+00	U	4.82E+01	U
Vinyl Chloride	75-01-4	Yes	Yes	62.50	U	2.98E+03	U	8.80E+03	U
Xylenes	1330-20-7	Yes	Yes	106.17	U	7.99E+00	U	1.06E+02	U

Chemical Properties
Output generated 20SEP2018:21:49:23

Chemical	MCL (ug/L)	HLC (atm-m³/mole)	Henry's Law Constant (unitless)	H` and HLC Ref	Henry's Law Constant Used in Calcs (unitless)	D_{ia} \ (cm^2/s)	D_{ia} \ Ref	D_{iw} \ (cm^2/s)	D_{iw} \ Ref
Benzene	5	5.55E-03	2.27E-01	U	2.27E-01	8.95E-02	U	1.03E-05	U
Carbon Disulfide		1.44E-02	5.89E-01	U	5.89E-01	1.06E-01	U	1.30E-05	U
Chloromethane		8.82E-03	3.61E-01	U	3.61E-01	1.24E-01	U	1.36E-05	U
Dichloroethylene, 1,2-cis-	70	4.08E-03	1.67E-01	U	1.67E-01	8.84E-02	U	1.13E-05	U
Ethylbenzene	700	7.88E-03	3.22E-01	U	3.22E-01	6.85E-02	U	8.46E-06	U
Hexanone, 2-		9.32E-05	3.81E-03	U	3.81E-03	7.04E-02	U	8.44E-06	U
Methyl Ethyl Ketone (2-Butanone)		5.69E-05	2.33E-03	U	2.33E-03	9.14E-02	U	1.02E-05	U
Methyl Isobutyl Ketone (4-methyl-2-pentanone)		1.38E-04	5.64E-03	U	5.64E-03	6.98E-02	U	8.35E-06	U
Tetrachloroethylene	5	1.77E-02	7.24E-01	U	7.24E-01	5.05E-02	U	9.46E-06	U
Toluene	1000	6.64E-03	2.71E-01	U	2.71E-01	7.78E-02	U	9.20E-06	U
Trichloroethylene	5	9.85E-03	4.03E-01	U	4.03E-01	6.87E-02	U	1.02E-05	U
Trimethylbenzene, 1,2,4-		6.16E-03	2.52E-01	U	2.52E-01	6.07E-02	U	7.92E-06	U
Trimethylbenzene, 1,3,5-		8.77E-03	3.59E-01	U	3.59E-01	6.02E-02	U	7.84E-06	U
Vinyl Chloride	2	2.78E-02	1.14E+00	U	1.14E+00	1.07E-01	U	1.20E-05	U
Xylenes	10000	6.63E-03	2.71E-01	U	2.71E-01	6.85E-02	U	8.46E-06	U

Site-specific VISL Results
Resident Equation Inputs

TNB
SV-9 8-25-18

*** Inputted values different from Resident defaults are highlighted.**
Output generated 20SEP2018:21:58:14

Variable	Resident Air Default Value	Value
AF_{gw} (Attenuation Factor Groundwater) unitless	0.001	0.001
AF_{ss} (Attenuation Factor Sub-Slab) unitless	0.03	0.03
ED_{res} (exposure duration) years	26	26
ED_{0-2} (mutagenic exposure duration first phase) years	2	2
ED_{2-6} (mutagenic exposure duration second phase) years	4	4
ED_{6-16} (mutagenic exposure duration third phase) years	10	10
ED_{16-26} (mutagenic exposure duration fourth phase) years	10	10
EF_{res} (exposure frequency) days/year	350	350
EF_{0-2} (mutagenic exposure frequency first phase) days/year	350	350
EF_{2-6} (mutagenic exposure frequency second phase) days/year	350	350
EF_{6-16} (mutagenic exposure frequency third phase) days/year	350	350
EF_{16-26} (mutagenic exposure frequency fourth phase) days/year	350	350
ET_{res} (exposure time) hours/day	24	24
ET_{0-2} (mutagenic exposure time first phase) hours/day	24	24
ET_{2-6} (mutagenic exposure time second phase) hours/day	24	24
ET_{6-16} (mutagenic exposure time third phase) hours/day	24	24
ET_{16-26} (mutagenic exposure time fourth phase) hours/day	24	24
THQ (target hazard quotient) unitless	0.1	1
LT (lifetime) years	70	70
TR (target risk) unitless	1.0E-06	1.0E-05

Resident Vapor Intrusion Screening Levels (VISL)
<a href= \/guide.html#Table1 User's Guide Variable References

Output generated 20SEP2018:21:58:14

Chemical	CAS Number	Does the chemical meet the definition for volatility? (HLC>1E-5 or VP>1)	Does the chemical have inhalation toxicity data? (IUR and/or RfC)	Is Chemical Sufficiently Volatile and Toxic to Pose Inhalation Risk Via Vapor Intrusion from Soil Source? (C_{vp} > $C_{i,a}$,Target?)	Is Chemical Sufficiently Volatile and Toxic to Pose Inhalation Risk Via Vapor Intrusion from Groundwater Source? (C_{hc} > $C_{i,a}$,Target?)	Target Indoor Air Concentration (TCR=1E-05 or THQ=1) MIN($C_{ia,c}$,$C_{ia,nc}$) (µg/m³)	Toxicity Basis
Benzene	71-43-2	Yes	Yes	Yes	Yes	3.60E+00	CA
Carbon Disulfide	75-15-0	Yes	Yes	Yes	Yes	7.30E+02	NC
Chloroform	67-66-3	Yes	Yes	Yes	Yes	1.22E+00	CA
Chloromethane	74-87-3	Yes	Yes	Yes	Yes	9.39E+01	NC
Dichloroethylene, 1,2-cis-	156-59-2	Yes	No	No Inhal. Tox. Info	No Inhal. Tox. Info		
Ethylbenzene	100-41-4	Yes	Yes	Yes	Yes	1.12E+01	CA
Hexanone, 2-	591-78-6	Yes	Yes	Yes	Yes	3.13E+01	NC
Methyl Ethyl Ketone (2-Butanone)	78-93-3	Yes	Yes	Yes	Yes	5.21E+03	NC
Methyl Isobutyl Ketone (4-methyl-2-pentanone)	108-10-1	Yes	Yes	Yes	Yes	3.13E+03	NC
Tetrachloroethylene	127-18-4	Yes	Yes	Yes	Yes	4.17E+01	NC
Toluene	108-88-3	Yes	Yes	Yes	Yes	5.21E+03	NC
Trichloroethane, 1,1,1-	71-55-6	Yes	Yes	Yes	Yes	5.21E+03	NC
Trichloroethylene	79-01-6	Yes	Yes	Yes	Yes	2.09E+00	NC
Trimethylbenzene, 1,2,4-	95-63-6	Yes	Yes	Yes	Yes	6.26E+01	NC
Trimethylbenzene, 1,3,5-	108-67-8	Yes	Yes	Yes	Yes	6.26E+01	NC
Vinyl Chloride	75-01-4	Yes	Yes	Yes	Yes	1.68E+00	CA
Xylenes	1330-20-7	Yes	Yes	Yes	Yes	1.04E+02	NC

Resident Vapor Intrusion Screening Levels (VISL)
<a href= \/guide.html#Table1 ➡ User's Guide Variable References

Output generated 20SEP2018:21:58:14

Chemical	Target Sub-Slab and Near-source Soil Gas Concentration (TCR=1E-05 or THQ=1) C_{sg},Target (µg/m³)	Target Groundwater Concentration (TCR=1E-05 or THQ=1) C_{gw},Target (µg/L)	Is Target Groundwater Concentration < MCL? (C_{gw} < MCL?)	Pure Phase Vapor Concentration C_{vp}\ (25 ℃)\ (µg/m³)	Maximum Groundwater Vapor Concentration C_{hc}\ (µg/m³)	Temperature for Maximum Groundwater Vapor Concentration (℃)
Benzene	1.20E+02	1.59E+01	No (5)	3.98E+08	4.06E+08	25
Carbon Disulfide	2.43E+04	1.24E+03	--	1.47E+09	1.27E+09	25
Chloroform	4.07E+01	8.14E+00	Yes (80)	1.26E+09	1.19E+09	25
Chloromethane	3.13E+03	2.60E+02	--	1.17E+10	1.92E+09	25
Dichloroethylene, 1,2-cis-				1.04E+09	1.07E+09	25
Ethylbenzene	3.74E+02	3.49E+01	Yes (700)	5.48E+07	5.44E+07	25
Hexanone, 2-	1.04E+03	8.21E+03	--	6.25E+07	6.55E+07	25
Methyl Ethyl Ketone (2-Butanone)	1.74E+05	2.24E+06	--	3.51E+08	5.19E+08	25
Methyl Isobutyl Ketone (4-methyl-2-pentanone)	1.04E+05	5.55E+05	--	1.07E+08	1.07E+08	25
Tetrachloroethylene	1.39E+03	5.76E+01	No (5)	1.65E+08	1.49E+08	25
Toluene	1.74E+05	1.92E+04	No (1000)	1.41E+08	1.43E+08	25
Trichloroethane, 1,1,1-	1.74E+05	7.42E+03	No (200)	8.90E+08	9.07E+08	25
Trichloroethylene	6.95E+01	5.18E+00	No (5)	4.88E+08	5.15E+08	25
Trimethylbenzene, 1,2,4-	2.09E+03	2.48E+02	--	1.36E+07	1.44E+07	25
Trimethylbenzene, 1,3,5-	2.09E+03	1.75E+02	--	1.60E+07	1.73E+07	25
Vinyl Chloride	5.59E+01	1.47E+00	Yes (2)	1.00E+10	1.00E+10	25
Xylenes	3.48E+03	3.85E+02	Yes (10000)	4.56E+07	2.87E+07	25

Resident Vapor Intrusion Screening Levels (VISL)
<a href= \/guide.html#Table1 ➡ User's Guide Variable References

Output generated 20SEP2018:21:58:14

Chemical	Lower Explosive Limit LEL (% by volume)	LEL Ref	Inhalation Unit Risk $(ug/m^3)^{-1}$	IUR Ref	RfC (mg/m^3)	RfC Ref	Mutagenic Indicator	Carcinogenic VISL TCR=1E-05 $C_{ia,c}$ $(\mu g/m^3)$	Noncarcinogenic VISL THQ=1 $C_{ia,nc}$ $(\mu g/m^3)$
Benzene	1.20	U	7.80E-06	U	3.00E-02	U	No	3.60E+00	3.13E+01
Carbon Disulfide	1.30	U			7.00E-01	U	No		7.30E+02
Chloroform			2.30E-05	U	9.77E-02	U	No	1.22E+00	1.02E+02
Chloromethane	8.10	U			9.00E-02	U	No		9.39E+01
Dichloroethylene, 1,2-cis-	3.00	U					No		
Ethylbenzene	0.80	U	2.50E-06	U	1.00E+00	U	No	1.12E+01	1.04E+03
Hexanone, 2-	1.00	U			3.00E-02	U	No		3.13E+01
Methyl Ethyl Ketone (2-Butanone)	1.40	U			5.00E+00	U	No		5.21E+03
Methyl Isobutyl Ketone (4-methyl-2-pentanone)	1.20	U			3.00E+00	U	No		3.13E+03
Tetrachloroethylene			2.60E-07	U	4.00E-02	U	No	1.08E+02	4.17E+01
Toluene	1.10	U			5.00E+00	U	No		5.21E+03
Trichloroethane, 1,1,1-	8.00	U			5.00E+00	U	No		5.21E+03
Trichloroethylene	8.00	U	4.10E-06	U	2.00E-03	U	Mut	4.78E+00	2.09E+00
Trimethylbenzene, 1,2,4-	0.90	U			6.00E-02	U	No		6.26E+01
Trimethylbenzene, 1,3,5-	1.00	U			6.00E-02	U	No		6.26E+01
Vinyl Chloride	3.60	U	4.40E-06	U	1.00E-01	U	Mut	1.68E+00	1.04E+02
Xylenes					1.00E-01	U	No		1.04E+02

Chemical	CAS Number	Site Sub-Slab and Exterior Soil Gas Concentration C_{sg} \ ($\mu g/m^3$)	Site Indoor Air Concentration $C_{i,a}$ \ ($\mu g/m^3$)	VI Carcinogenic Risk CR	VI Hazard HQ
Benzene	71-43-2	7.8	2.34E-01	6.50E-07	7.48E-03
Carbon Disulfide	75-15-0	7.3	2.19E-01		3.00E-04
Chloroform	67-66-3	9.4	2.82E-01	2.31E-06	2.77E-03
Chloromethane	74-87-3				
Dichloroethylene, 1,2-cis-	156-59-2				
Ethylbenzene	100-41-4	6	1.80E-01	1.60E-07	1.73E-04
Hexanone, 2-	591-78-6				
Methyl Ethyl Ketone (2-Butanone)	78-93-3				
Methyl Isobutyl Ketone (4-methyl-2-pentanone)	108-10-1	78	2.34E+00		7.48E-04
Tetrachloroethylene	127-18-4	110	3.30E+00	3.06E-07	7.91E-02
Toluene	108-88-3	56	1.68E+00		3.22E-04
Trichloroethane, 1,1,1-	71-55-6				
Trichloroethylene	79-01-6				
Trimethylbenzene, 1,2,4-	95-63-6	13	3.90E-01		6.23E-03
Trimethylbenzene, 1,3,5-	108-67-8	5.5	1.65E-01		2.64E-03
Vinyl Chloride	75-01-4				
Xylenes	1330-20-7	39	1.17E+00		1.12E-02
**Sum*				*3.43E-06*	*1.11E-01*

Chemical	Inhalation Unit Risk $(ug/m^3)^{-1}$	IUR Ref	Chronic RfC (mg/m^3)	RfC Ref	Temperature (℃)\ for Groundwater Vapor Concentration	Mutagen?
Benzene	7.80E-06	U	3.00E-02	U	25	No
Carbon Disulfide			7.00E-01	U	25	No
Chloroform	2.30E-05	U	9.77E-02	U	25	No
Chloromethane			9.00E-02	U	25	No
Dichloroethylene, 1,2-cis-					25	No
Ethylbenzene	2.50E-06	U	1.00E+00	U	25	No
Hexanone, 2-			3.00E-02	U	25	No
Methyl Ethyl Ketone (2-Butanone)			5.00E+00	U	25	No
Methyl Isobutyl Ketone (4-methyl-2-pentanone)			3.00E+00	U	25	No
Tetrachloroethylene	2.60E-07	U	4.00E-02	U	25	No
Toluene			5.00E+00	U	25	No
Trichloroethane, 1,1,1-			5.00E+00	U	25	No
Trichloroethylene	4.10E-06	U	2.00E-03	U	25	Mut
Trimethylbenzene, 1,2,4-			6.00E-02	U	25	No
Trimethylbenzene, 1,3,5-			6.00E-02	U	25	No
Vinyl Chloride	4.40E-06	U	1.00E-01	U	25	Mut
Xylenes			1.00E-01	U	25	No
**Sum*						

Chemical Properties
Output generated 20SEP2018:21:58:14

Chemical	CAS Number	Does the chemical meet the definition for volatility? (HLC>1E-5 or VP>1)	Does the chemical have inhalation toxicity data? (IUR and/or RfC)	MW	MW Ref	Vapor Pressure VP (mm Hg)	VP Ref	S (mg/L)	S Ref
Benzene	71-43-2	Yes	Yes	78.12	U	9.48E+01	U	1.79E+03	U
Carbon Disulfide	75-15-0	Yes	Yes	76.14	U	3.59E+02	U	2.16E+03	U
Chloroform	67-66-3	Yes	Yes	119.38	U	1.97E+02	U	7.95E+03	U
Chloromethane	74-87-3	Yes	Yes	50.49	U	4.30E+03	U	5.32E+03	U
Dichloroethylene, 1,2-cis-	156-59-2	Yes	No	96.94	U	2.00E+02	U	6.41E+03	U
Ethylbenzene	100-41-4	Yes	Yes	106.17	U	9.60E+00	U	1.69E+02	U
Hexanone, 2-	591-78-6	Yes	Yes	100.16	U	1.16E+01	U	1.72E+04	U
Methyl Ethyl Ketone (2-Butanone)	78-93-3	Yes	Yes	72.11	U	9.06E+01	U	2.23E+05	U
Methyl Isobutyl Ketone (4-methyl-2-pentanone)	108-10-1	Yes	Yes	100.16	U	1.99E+01	U	1.90E+04	U
Tetrachloroethylene	127-18-4	Yes	Yes	165.83	U	1.85E+01	U	2.06E+02	U
Toluene	108-88-3	Yes	Yes	92.14	U	2.84E+01	U	5.26E+02	U
Trichloroethane, 1,1,1-	71-55-6	Yes	Yes	133.41	U	1.24E+02	U	1.29E+03	U
Trichloroethylene	79-01-6	Yes	Yes	131.39	U	6.90E+01	U	1.28E+03	U
Trimethylbenzene, 1,2,4-	95-63-6	Yes	Yes	120.20	U	2.10E+00	U	5.70E+01	U
Trimethylbenzene, 1,3,5-	108-67-8	Yes	Yes	120.20	U	2.48E+00	U	4.82E+01	U
Vinyl Chloride	75-01-4	Yes	Yes	62.50	U	2.98E+03	U	8.80E+03	U
Xylenes	1330-20-7	Yes	Yes	106.17	U	7.99E+00	U	1.06E+02	U

Chemical Properties
Output generated 20SEP2018:21:58:14

Chemical	MCL (ug/L)	HLC (atm-m³/mole)	Henry's Law Constant (unitless)	H` and HLC Ref	Henry's Law Constant Used in Calcs (unitless)	D_{ia} \ (cm^2/s)	D_{ia} \ Ref	D_{iw} \ (cm^2/s)	D_{iw} \ Ref
Benzene	5	5.55E-03	2.27E-01	U	2.27E-01	8.95E-02	U	1.03E-05	U
Carbon Disulfide		1.44E-02	5.89E-01	U	5.89E-01	1.06E-01	U	1.30E-05	U
Chloroform	80	3.67E-03	1.50E-01	U	1.50E-01	7.69E-02	U	1.09E-05	U
Chloromethane		8.82E-03	3.61E-01	U	3.61E-01	1.24E-01	U	1.36E-05	U
Dichloroethylene, 1,2-cis-	70	4.08E-03	1.67E-01	U	1.67E-01	8.84E-02	U	1.13E-05	U
Ethylbenzene	700	7.88E-03	3.22E-01	U	3.22E-01	6.85E-02	U	8.46E-06	U
Hexanone, 2-		9.32E-05	3.81E-03	U	3.81E-03	7.04E-02	U	8.44E-06	U
Methyl Ethyl Ketone (2-Butanone)		5.69E-05	2.33E-03	U	2.33E-03	9.14E-02	U	1.02E-05	U
Methyl Isobutyl Ketone (4-methyl-2-pentanone)		1.38E-04	5.64E-03	U	5.64E-03	6.98E-02	U	8.35E-06	U
Tetrachloroethylene	5	1.77E-02	7.24E-01	U	7.24E-01	5.05E-02	U	9.46E-06	U
Toluene	1000	6.64E-03	2.71E-01	U	2.71E-01	7.78E-02	U	9.20E-06	U
Trichloroethane, 1,1,1-	200	1.72E-02	7.03E-01	U	7.03E-01	6.48E-02	U	9.60E-06	U
Trichloroethylene	5	9.85E-03	4.03E-01	U	4.03E-01	6.87E-02	U	1.02E-05	U
Trimethylbenzene, 1,2,4-		6.16E-03	2.52E-01	U	2.52E-01	6.07E-02	U	7.92E-06	U
Trimethylbenzene, 1,3,5-		8.77E-03	3.59E-01	U	3.59E-01	6.02E-02	U	7.84E-06	U
Vinyl Chloride	2	2.78E-02	1.14E+00	U	1.14E+00	1.07E-01	U	1.20E-05	U
Xylenes	10000	6.63E-03	2.71E-01	U	2.71E-01	6.85E-02	U	8.46E-06	U

Chemical Properties
Output generated 20SEP2018:21:58:14

Chemical	Normal Boiling Point T_{boil} \ (K)	BP Ref	Critical Temperature T_{crit} \ (K)	T_{crit} \ Ref	Enthalpy of vaporization at the normal boiling point $\Delta H_{v,b}$ \ (cal/mol)	$\Delta H_{v,b}$ \ Ref	K_{oc} \ (cm^3/g)	K_{oc} \ Ref	Lower Explosive Limit LEL (% by volume)	LEL Ref
Benzene	353.15	U	5.62E+02	U	7340.00	U	146	U	1.20	U
Carbon Disulfide	319.15	U	5.52E+02	U	6390.00	U	21.7	U	1.30	U
Chloroform	334.25	U	5.36E+02	U	6990.00	U	31.8	U		
Chloromethane	249.15	U	4.16E+02	U	5110.00	U	13.2	U	8.10	U
Dichloroethylene, 1,2-cis-	333.25	U	5.36E+02	U	7220.00	U	39.6	U	3.00	U
Ethylbenzene	409.15	U	6.17E+02	U	8500.00	U	446	U	0.80	U
Hexanone, 2-	401.15	U	5.87E+02	U	8690.00	U	15	U	1.00	U
Methyl Ethyl Ketone (2-Butanone)	352.65	U	5.37E+02	U	7480.00	U	4.51	U	1.40	U
Methyl Isobutyl Ketone (4-methyl-2-pentanone)	389.15	U	5.75E+02	U	8240.00	U	12.6	U	1.20	U
Tetrachloroethylene	394.15	U	6.20E+02	U	8290.00	U	94.9	U		
Toluene	384.15	U	5.92E+02	U	7930.00	U	234	U	1.10	U
Trichloroethane, 1,1,1-	347.15	U	5.45E+02	U	7140.00	U	43.9	U	8.00	U
Trichloroethylene	360.35	U	5.71E+02	U	7500.00	U	60.7	U	8.00	U
Trimethylbenzene, 1,2,4-	442.15	U	6.49E+02	U	9370.00	U	614	U	0.90	U
Trimethylbenzene, 1,3,5-	438.15	U	6.37E+02	U	9320.00	U	602	U	1.00	U
Vinyl Chloride	259.85	U	4.25E+02	U	4970.00	U	21.7	U	3.60	U
Xylenes	411.15	U	6.20E+02	U	8520.00	U	383	U		

*** Inputted values different from Resident defaults are highlighted.**
Output generated 20SEP2018:22:01:33

Variable	Resident Air Default Value	Value
AF_{gw} (Attenuation Factor Groundwater) unitless	0.001	0.001
AF_{ss} (Attenuation Factor Sub-Slab) unitless	0.03	0.03
ED_{res} (exposure duration) years	26	26
ED_{0-2} (mutagenic exposure duration first phase) years	2	2
ED_{2-6} (mutagenic exposure duration second phase) years	4	4
ED_{6-16} (mutagenic exposure duration third phase) years	10	10
ED_{16-26} (mutagenic exposure duration fourth phase) years	10	10
EF_{res} (exposure frequency) days/year	350	350
EF_{0-2} (mutagenic exposure frequency first phase) days/year	350	350
EF_{2-6} (mutagenic exposure frequency second phase) days/year	350	350
EF_{6-16} (mutagenic exposure frequency third phase) days/year	350	350
EF_{16-26} (mutagenic exposure frequency fourth phase) days/year	350	350
ET_{res} (exposure time) hours/day	24	24
ET_{0-2} (mutagenic exposure time first phase) hours/day	24	24
ET_{2-6} (mutagenic exposure time second phase) hours/day	24	24
ET_{6-16} (mutagenic exposure time third phase) hours/day	24	24
ET_{16-26} (mutagenic exposure time fourth phase) hours/day	24	24
THQ (target hazard quotient) unitless	0.1	1
LT (lifetime) years	70	70
TR (target risk) unitless	1.0E-06	1.0E-05

Resident Vapor Intrusion Screening Levels (VISL)
<a href= \/guide.html#Table1 User's Guide Variable References

Output generated 20SEP2018:22:01:33

Chemical	CAS Number	Does the chemical meet the definition for volatility? (HLC>1E-5 or VP>1)	Does the chemical have inhalation toxicity data? (IUR and/or RfC)	Is Chemical Sufficiently Volatile and Toxic to Pose Inhalation Risk Via Vapor Intrusion from Soil Source? (C_{vp} > $C_{i,a}$,Target?)	Is Chemical Sufficiently Volatile and Toxic to Pose Inhalation Risk Via Vapor Intrusion from Groundwater Source? (C_{hc} > $C_{i,a}$,Target?)	Target Indoor Air Concentration (TCR=1E-05 or THQ=1) MIN($C_{ia,c}$,$C_{ia,nc}$) (µg/m³)	Toxicity Basis
Benzene	71-43-2	Yes	Yes	Yes	Yes	3.60E+00	CA
Carbon Disulfide	75-15-0	Yes	Yes	Yes	Yes	7.30E+02	NC
Chloroform	67-66-3	Yes	Yes	Yes	Yes	1.22E+00	CA
Chloromethane	74-87-3	Yes	Yes	Yes	Yes	9.39E+01	NC
Dichloroethylene, 1,2-cis-	156-59-2	Yes	No	No Inhal. Tox. Info	No Inhal. Tox. Info		
Ethylbenzene	100-41-4	Yes	Yes	Yes	Yes	1.12E+01	CA
Hexanone, 2-	591-78-6	Yes	Yes	Yes	Yes	3.13E+01	NC
Methyl Ethyl Ketone (2-Butanone)	78-93-3	Yes	Yes	Yes	Yes	5.21E+03	NC
Methyl Isobutyl Ketone (4-methyl-2-pentanone)	108-10-1	Yes	Yes	Yes	Yes	3.13E+03	NC
Tetrachloroethylene	127-18-4	Yes	Yes	Yes	Yes	4.17E+01	NC
Toluene	108-88-3	Yes	Yes	Yes	Yes	5.21E+03	NC
Trichloroethane, 1,1,1-	71-55-6	Yes	Yes	Yes	Yes	5.21E+03	NC
Trichloroethylene	79-01-6	Yes	Yes	Yes	Yes	2.09E+00	NC
Trimethylbenzene, 1,2,4-	95-63-6	Yes	Yes	Yes	Yes	6.26E+01	NC
Trimethylbenzene, 1,3,5-	108-67-8	Yes	Yes	Yes	Yes	6.26E+01	NC
Vinyl Chloride	75-01-4	Yes	Yes	Yes	Yes	1.68E+00	CA
Xylenes	1330-20-7	Yes	Yes	Yes	Yes	1.04E+02	NC

Resident Vapor Intrusion Screening Levels (VISL)
<a href= \/guide.html#Table1 ➡ User's Guide Variable References

Output generated 20SEP2018:22:01:33

Chemical	Target Sub-Slab and Near-source Soil Gas Concentration (TCR=1E-05 or THQ=1) C_{sg},Target (µg/m³)	Target Groundwater Concentration (TCR=1E-05 or THQ=1) C_{gw},Target (µg/L)	Is Target Groundwater Concentration < MCL? (C_{gw} < MCL?)	Pure Phase Vapor Concentration C_{vp}\ (25 ℃)\ (µg/m³)	Maximum Groundwater Vapor Concentration C_{hc}\ (µg/m³)	Temperature for Maximum Groundwater Vapor Concentration (℃)
Benzene	1.20E+02	1.59E+01	No (5)	3.98E+08	4.06E+08	25
Carbon Disulfide	2.43E+04	1.24E+03	--	1.47E+09	1.27E+09	25
Chloroform	4.07E+01	8.14E+00	Yes (80)	1.26E+09	1.19E+09	25
Chloromethane	3.13E+03	2.60E+02	--	1.17E+10	1.92E+09	25
Dichloroethylene, 1,2-cis-				1.04E+09	1.07E+09	25
Ethylbenzene	3.74E+02	3.49E+01	Yes (700)	5.48E+07	5.44E+07	25
Hexanone, 2-	1.04E+03	8.21E+03	--	6.25E+07	6.55E+07	25
Methyl Ethyl Ketone (2-Butanone)	1.74E+05	2.24E+06	--	3.51E+08	5.19E+08	25
Methyl Isobutyl Ketone (4-methyl-2-pentanone)	1.04E+05	5.55E+05	--	1.07E+08	1.07E+08	25
Tetrachloroethylene	1.39E+03	5.76E+01	No (5)	1.65E+08	1.49E+08	25
Toluene	1.74E+05	1.92E+04	No (1000)	1.41E+08	1.43E+08	25
Trichloroethane, 1,1,1-	1.74E+05	7.42E+03	No (200)	8.90E+08	9.07E+08	25
Trichloroethylene	6.95E+01	5.18E+00	No (5)	4.88E+08	5.15E+08	25
Trimethylbenzene, 1,2,4-	2.09E+03	2.48E+02	--	1.36E+07	1.44E+07	25
Trimethylbenzene, 1,3,5-	2.09E+03	1.75E+02	--	1.60E+07	1.73E+07	25
Vinyl Chloride	5.59E+01	1.47E+00	Yes (2)	1.00E+10	1.00E+10	25
Xylenes	3.48E+03	3.85E+02	Yes (10000)	4.56E+07	2.87E+07	25

Resident Vapor Intrusion Screening Levels (VISL)
<a href= \/guide.html#Table1 ➡ User's Guide Variable References

Output generated 20SEP2018:22:01:33

Chemical	Lower Explosive Limit LEL (% by volume)	LEL Ref	Inhalation Unit Risk $(ug/m^3)^{-1}$	IUR Ref	RfC (mg/m^3)	RfC Ref	Mutagenic Indicator	Carcinogenic VISL TCR=1E-05 $C_{ia,c}$ $(\mu g/m^3)$	Noncarcinogenic VISL THQ=1 $C_{ia,nc}$ $(\mu g/m^3)$
Benzene	1.20	U	7.80E-06	U	3.00E-02	U	No	3.60E+00	3.13E+01
Carbon Disulfide	1.30	U			7.00E-01	U	No		7.30E+02
Chloroform			2.30E-05	U	9.77E-02	U	No	1.22E+00	1.02E+02
Chloromethane	8.10	U			9.00E-02	U	No		9.39E+01
Dichloroethylene, 1,2-cis-	3.00	U					No		
Ethylbenzene	0.80	U	2.50E-06	U	1.00E+00	U	No	1.12E+01	1.04E+03
Hexanone, 2-	1.00	U			3.00E-02	U	No		3.13E+01
Methyl Ethyl Ketone (2-Butanone)	1.40	U			5.00E+00	U	No		5.21E+03
Methyl Isobutyl Ketone (4-methyl-2-pentanone)	1.20	U			3.00E+00	U	No		3.13E+03
Tetrachloroethylene			2.60E-07	U	4.00E-02	U	No	1.08E+02	4.17E+01
Toluene	1.10	U			5.00E+00	U	No		5.21E+03
Trichloroethane, 1,1,1-	8.00	U			5.00E+00	U	No		5.21E+03
Trichloroethylene	8.00	U	4.10E-06	U	2.00E-03	U	Mut	4.78E+00	2.09E+00
Trimethylbenzene, 1,2,4-	0.90	U			6.00E-02	U	No		6.26E+01
Trimethylbenzene, 1,3,5-	1.00	U			6.00E-02	U	No		6.26E+01
Vinyl Chloride	3.60	U	4.40E-06	U	1.00E-01	U	Mut	1.68E+00	1.04E+02
Xylenes					1.00E-01	U	No		1.04E+02

Chemical	CAS Number	Site Sub-Slab and Exterior Soil Gas Concentration C_{sg} \ ($\mu g/m^3$)	Site Indoor Air Concentration $C_{i,a}$ \ ($\mu g/m^3$)	VI Carcinogenic Risk CR	VI Hazard HQ
Benzene	71-43-2	7.5	2.25E-01	6.25E-07	7.19E-03
Carbon Disulfide	75-15-0				
Chloroform	67-66-3	14	4.20E-01	3.44E-06	4.12E-03
Chloromethane	74-87-3				
Dichloroethylene, 1,2-cis-	156-59-2				
Ethylbenzene	100-41-4	8.3	2.49E-01	2.22E-07	2.39E-04
Hexanone, 2-	591-78-6	12	3.60E-01		1.15E-02
Methyl Ethyl Ketone (2-Butanone)	78-93-3				
Methyl Isobutyl Ketone (4-methyl-2-pentanone)	108-10-1	46	1.38E+00		4.41E-04
Tetrachloroethylene	127-18-4				
Toluene	108-88-3	49	1.47E+00		2.82E-04
Trichloroethane, 1,1,1-	71-55-6				
Trichloroethylene	79-01-6				
Trimethylbenzene, 1,2,4-	95-63-6	16	4.80E-01		7.67E-03
Trimethylbenzene, 1,3,5-	108-67-8	6.8	2.04E-01		3.26E-03
Vinyl Chloride	75-01-4				
Xylenes	1330-20-7	59	1.77E+00		1.70E-02
**Sum*				*4.29E-06*	*5.17E-02*

Chemical	Inhalation Unit Risk $(ug/m^3)^{-1}$	IUR Ref	Chronic RfC (mg/m^3)	RfC Ref	Temperature (℃)\ for Groundwater Vapor Concentration	Mutagen?
Benzene	7.80E-06	U	3.00E-02	U	25	No
Carbon Disulfide			7.00E-01	U	25	No
Chloroform	2.30E-05	U	9.77E-02	U	25	No
Chloromethane			9.00E-02	U	25	No
Dichloroethylene, 1,2-cis-					25	No
Ethylbenzene	2.50E-06	U	1.00E+00	U	25	No
Hexanone, 2-			3.00E-02	U	25	No
Methyl Ethyl Ketone (2-Butanone)			5.00E+00	U	25	No
Methyl Isobutyl Ketone (4-methyl-2-pentanone)			3.00E+00	U	25	No
Tetrachloroethylene	2.60E-07	U	4.00E-02	U	25	No
Toluene			5.00E+00	U	25	No
Trichloroethane, 1,1,1-			5.00E+00	U	25	No
Trichloroethylene	4.10E-06	U	2.00E-03	U	25	Mut
Trimethylbenzene, 1,2,4-			6.00E-02	U	25	No
Trimethylbenzene, 1,3,5-			6.00E-02	U	25	No
Vinyl Chloride	4.40E-06	U	1.00E-01	U	25	Mut
Xylenes			1.00E-01	U	25	No
**Sum*						

Chemical Properties
Output generated 20SEP2018:22:01:33

Chemical	CAS Number	Does the chemical meet the definition for volatility? (HLC>1E-5 or VP>1)	Does the chemical have inhalation toxicity data? (IUR and/or RfC)	MW	MW Ref	Vapor Pressure VP (mm Hg)	VP Ref	S (mg/L)	S Ref
Benzene	71-43-2	Yes	Yes	78.12	U	9.48E+01	U	1.79E+03	U
Carbon Disulfide	75-15-0	Yes	Yes	76.14	U	3.59E+02	U	2.16E+03	U
Chloroform	67-66-3	Yes	Yes	119.38	U	1.97E+02	U	7.95E+03	U
Chloromethane	74-87-3	Yes	Yes	50.49	U	4.30E+03	U	5.32E+03	U
Dichloroethylene, 1,2-cis-	156-59-2	Yes	No	96.94	U	2.00E+02	U	6.41E+03	U
Ethylbenzene	100-41-4	Yes	Yes	106.17	U	9.60E+00	U	1.69E+02	U
Hexanone, 2-	591-78-6	Yes	Yes	100.16	U	1.16E+01	U	1.72E+04	U
Methyl Ethyl Ketone (2-Butanone)	78-93-3	Yes	Yes	72.11	U	9.06E+01	U	2.23E+05	U
Methyl Isobutyl Ketone (4-methyl-2-pentanone)	108-10-1	Yes	Yes	100.16	U	1.99E+01	U	1.90E+04	U
Tetrachloroethylene	127-18-4	Yes	Yes	165.83	U	1.85E+01	U	2.06E+02	U
Toluene	108-88-3	Yes	Yes	92.14	U	2.84E+01	U	5.26E+02	U
Trichloroethane, 1,1,1-	71-55-6	Yes	Yes	133.41	U	1.24E+02	U	1.29E+03	U
Trichloroethylene	79-01-6	Yes	Yes	131.39	U	6.90E+01	U	1.28E+03	U
Trimethylbenzene, 1,2,4-	95-63-6	Yes	Yes	120.20	U	2.10E+00	U	5.70E+01	U
Trimethylbenzene, 1,3,5-	108-67-8	Yes	Yes	120.20	U	2.48E+00	U	4.82E+01	U
Vinyl Chloride	75-01-4	Yes	Yes	62.50	U	2.98E+03	U	8.80E+03	U
Xylenes	1330-20-7	Yes	Yes	106.17	U	7.99E+00	U	1.06E+02	U

Chemical Properties
Output generated 20SEP2018:22:01:33

Chemical	MCL (ug/L)	HLC (atm-m³/mole)	Henry's Law Constant (unitless)	H` and HLC Ref	Henry's Law Constant Used in Calcs (unitless)	D_{ia} \ (cm^2/s)	D_{ia} \ Ref	D_{iw} \ (cm^2/s)	D_{iw} \ Ref
Benzene	5	5.55E-03	2.27E-01	U	2.27E-01	8.95E-02	U	1.03E-05	U
Carbon Disulfide		1.44E-02	5.89E-01	U	5.89E-01	1.06E-01	U	1.30E-05	U
Chloroform	80	3.67E-03	1.50E-01	U	1.50E-01	7.69E-02	U	1.09E-05	U
Chloromethane		8.82E-03	3.61E-01	U	3.61E-01	1.24E-01	U	1.36E-05	U
Dichloroethylene, 1,2-cis-	70	4.08E-03	1.67E-01	U	1.67E-01	8.84E-02	U	1.13E-05	U
Ethylbenzene	700	7.88E-03	3.22E-01	U	3.22E-01	6.85E-02	U	8.46E-06	U
Hexanone, 2-		9.32E-05	3.81E-03	U	3.81E-03	7.04E-02	U	8.44E-06	U
Methyl Ethyl Ketone (2-Butanone)		5.69E-05	2.33E-03	U	2.33E-03	9.14E-02	U	1.02E-05	U
Methyl Isobutyl Ketone (4-methyl-2-pentanone)		1.38E-04	5.64E-03	U	5.64E-03	6.98E-02	U	8.35E-06	U
Tetrachloroethylene	5	1.77E-02	7.24E-01	U	7.24E-01	5.05E-02	U	9.46E-06	U
Toluene	1000	6.64E-03	2.71E-01	U	2.71E-01	7.78E-02	U	9.20E-06	U
Trichloroethane, 1,1,1-	200	1.72E-02	7.03E-01	U	7.03E-01	6.48E-02	U	9.60E-06	U
Trichloroethylene	5	9.85E-03	4.03E-01	U	4.03E-01	6.87E-02	U	1.02E-05	U
Trimethylbenzene, 1,2,4-		6.16E-03	2.52E-01	U	2.52E-01	6.07E-02	U	7.92E-06	U
Trimethylbenzene, 1,3,5-		8.77E-03	3.59E-01	U	3.59E-01	6.02E-02	U	7.84E-06	U
Vinyl Chloride	2	2.78E-02	1.14E+00	U	1.14E+00	1.07E-01	U	1.20E-05	U
Xylenes	10000	6.63E-03	2.71E-01	U	2.71E-01	6.85E-02	U	8.46E-06	U

Chemical Properties
Output generated 20SEP2018:22:01:33

Chemical	Normal Boiling Point T_{boil} \ (K)	BP Ref	Critical Temperature T_{crit} \ (K)	T_{crit} \ Ref	Enthalpy of vaporization at the normal boiling point $\Delta H_{v,b}$ \ (cal/mol)	$\Delta H_{v,b}$ \ Ref	K_{oc} \ (cm^3/g)	K_{oc} \ Ref	Lower Explosive Limit LEL (% by volume)	LEL Ref
Benzene	353.15	U	5.62E+02	U	7340.00	U	146	U	1.20	U
Carbon Disulfide	319.15	U	5.52E+02	U	6390.00	U	21.7	U	1.30	U
Chloroform	334.25	U	5.36E+02	U	6990.00	U	31.8	U		
Chloromethane	249.15	U	4.16E+02	U	5110.00	U	13.2	U	8.10	U
Dichloroethylene, 1,2-cis-	333.25	U	5.36E+02	U	7220.00	U	39.6	U	3.00	U
Ethylbenzene	409.15	U	6.17E+02	U	8500.00	U	446	U	0.80	U
Hexanone, 2-	401.15	U	5.87E+02	U	8690.00	U	15	U	1.00	U
Methyl Ethyl Ketone (2-Butanone)	352.65	U	5.37E+02	U	7480.00	U	4.51	U	1.40	U
Methyl Isobutyl Ketone (4-methyl-2-pentanone)	389.15	U	5.75E+02	U	8240.00	U	12.6	U	1.20	U
Tetrachloroethylene	394.15	U	6.20E+02	U	8290.00	U	94.9	U		
Toluene	384.15	U	5.92E+02	U	7930.00	U	234	U	1.10	U
Trichloroethane, 1,1,1-	347.15	U	5.45E+02	U	7140.00	U	43.9	U	8.00	U
Trichloroethylene	360.35	U	5.71E+02	U	7500.00	U	60.7	U	8.00	U
Trimethylbenzene, 1,2,4-	442.15	U	6.49E+02	U	9370.00	U	614	U	0.90	U
Trimethylbenzene, 1,3,5-	438.15	U	6.37E+02	U	9320.00	U	602	U	1.00	U
Vinyl Chloride	259.85	U	4.25E+02	U	4970.00	U	21.7	U	3.60	U
Xylenes	411.15	U	6.20E+02	U	8520.00	U	383	U		

Site-specific VISL Results
Resident Equation Inputs

TNB
SV-11 8-25-18

*** Inputted values different from Resident defaults are highlighted.**
Output generated 20SEP2018:21:54:08

Variable	Resident Air Default Value	Value
AF_{gw} (Attenuation Factor Groundwater) unitless	0.001	0.001
AF_{ss} (Attenuation Factor Sub-Slab) unitless	0.03	0.03
ED_{res} (exposure duration) years	26	26
ED_{0-2} (mutagenic exposure duration first phase) years	2	2
ED_{2-6} (mutagenic exposure duration second phase) years	4	4
ED_{6-16} (mutagenic exposure duration third phase) years	10	10
ED_{16-26} (mutagenic exposure duration fourth phase) years	10	10
EF_{res} (exposure frequency) days/year	350	350
EF_{0-2} (mutagenic exposure frequency first phase) days/year	350	350
EF_{2-6} (mutagenic exposure frequency second phase) days/year	350	350
EF_{6-16} (mutagenic exposure frequency third phase) days/year	350	350
EF_{16-26} (mutagenic exposure frequency fourth phase) days/year	350	350
ET_{res} (exposure time) hours/day	24	24
ET_{0-2} (mutagenic exposure time first phase) hours/day	24	24
ET_{2-6} (mutagenic exposure time second phase) hours/day	24	24
ET_{6-16} (mutagenic exposure time third phase) hours/day	24	24
ET_{16-26} (mutagenic exposure time fourth phase) hours/day	24	24
THQ (target hazard quotient) unitless	0.1	1
LT (lifetime) years	70	70
TR (target risk) unitless	1.0E-06	1.0E-05

Resident Vapor Intrusion Screening Levels (VISL)
<a href= \/guide.html#Table1 ➡ User's Guide Variable References

Output generated 20SEP2018:21:54:08

Chemical	CAS Number	Does the chemical meet the definition for volatility? (HLC>1E-5 or VP>1)	Does the chemical have inhalation toxicity data? (IUR and/or RfC)	Is Chemical Sufficiently Volatile and Toxic to Pose Inhalation Risk Via Vapor Intrusion from Soil Source? (C_{vp} > $C_{i,a}$,Target?)	Is Chemical Sufficiently Volatile and Toxic to Pose Inhalation Risk Via Vapor Intrusion from Groundwater Source? (C_{hc} > $C_{i,a}$,Target?)	Target Indoor Air Concentration (TCR=1E-05 or THQ=1) MIN($C_{ia,c}$,$C_{ia,nc}$) (µg/m³)	Toxicity Basis
Benzene	71-43-2	Yes	Yes	Yes	Yes	3.60E+00	CA
Carbon Disulfide	75-15-0	Yes	Yes	Yes	Yes	7.30E+02	NC
Chloromethane	74-87-3	Yes	Yes	Yes	Yes	9.39E+01	NC
Dichloroethylene, 1,2-cis-	156-59-2	Yes	No	No Inhal. Tox. Info	No Inhal. Tox. Info		
Ethylbenzene	100-41-4	Yes	Yes	Yes	Yes	1.12E+01	CA
Hexanone, 2-	591-78-6	Yes	Yes	Yes	Yes	3.13E+01	NC
Methyl Ethyl Ketone (2-Butanone)	78-93-3	Yes	Yes	Yes	Yes	5.21E+03	NC
Methyl Isobutyl Ketone (4-methyl-2-pentanone)	108-10-1	Yes	Yes	Yes	Yes	3.13E+03	NC
Tetrachloroethylene	127-18-4	Yes	Yes	Yes	Yes	4.17E+01	NC
Toluene	108-88-3	Yes	Yes	Yes	Yes	5.21E+03	NC
Trichloroethane, 1,1,1-	71-55-6	Yes	Yes	Yes	Yes	5.21E+03	NC
Trichloroethylene	79-01-6	Yes	Yes	Yes	Yes	2.09E+00	NC
Trimethylbenzene, 1,2,4-	95-63-6	Yes	Yes	Yes	Yes	6.26E+01	NC
Trimethylbenzene, 1,3,5-	108-67-8	Yes	Yes	Yes	Yes	6.26E+01	NC
Vinyl Chloride	75-01-4	Yes	Yes	Yes	Yes	1.68E+00	CA
Xylenes	1330-20-7	Yes	Yes	Yes	Yes	1.04E+02	NC

Resident Vapor Intrusion Screening Levels (VISL)
<a href= \/guide.html#Table1 User's Guide Variable References

Output generated 20SEP2018:21:54:08

Chemical	Target Sub-Slab and Near-source Soil Gas Concentration (TCR=1E-05 or THQ=1) C_{sg},Target (µg/m³)	Target Groundwater Concentration (TCR=1E-05 or THQ=1) C_{gw},Target (µg/L)	Is Target Groundwater Concentration < MCL? (C_{gw} < MCL?)	Pure Phase Vapor Concentration C_{vp}\ (25 ℃)\ (µg/m³)	Maximum Groundwater Vapor Concentration C_{hc}\ (µg/m³)	Temperature for Maximum Groundwater Vapor Concentration (℃)
Benzene	1.20E+02	1.59E+01	No (5)	3.98E+08	4.06E+08	25
Carbon Disulfide	2.43E+04	1.24E+03	--	1.47E+09	1.27E+09	25
Chloromethane	3.13E+03	2.60E+02	--	1.17E+10	1.92E+09	25
Dichloroethylene, 1,2-cis-				1.04E+09	1.07E+09	25
Ethylbenzene	3.74E+02	3.49E+01	Yes (700)	5.48E+07	5.44E+07	25
Hexanone, 2-	1.04E+03	8.21E+03	--	6.25E+07	6.55E+07	25
Methyl Ethyl Ketone (2-Butanone)	1.74E+05	2.24E+06	--	3.51E+08	5.19E+08	25
Methyl Isobutyl Ketone (4-methyl-2-pentanone)	1.04E+05	5.55E+05	--	1.07E+08	1.07E+08	25
Tetrachloroethylene	1.39E+03	5.76E+01	No (5)	1.65E+08	1.49E+08	25
Toluene	1.74E+05	1.92E+04	No (1000)	1.41E+08	1.43E+08	25
Trichloroethane, 1,1,1-	1.74E+05	7.42E+03	No (200)	8.90E+08	9.07E+08	25
Trichloroethylene	6.95E+01	5.18E+00	No (5)	4.88E+08	5.15E+08	25
Trimethylbenzene, 1,2,4-	2.09E+03	2.48E+02	--	1.36E+07	1.44E+07	25
Trimethylbenzene, 1,3,5-	2.09E+03	1.75E+02	--	1.60E+07	1.73E+07	25
Vinyl Chloride	5.59E+01	1.47E+00	Yes (2)	1.00E+10	1.00E+10	25
Xylenes	3.48E+03	3.85E+02	Yes (10000)	4.56E+07	2.87E+07	25

Resident Vapor Intrusion Screening Levels (VISL)
<a href= \/guide.html#Table1 ➡ User's Guide Variable References

Output generated 20SEP2018:21:54:08

Chemical	Lower Explosive Limit LEL (% by volume)	LEL Ref	Inhalation Unit Risk $(ug/m^3)^{-1}$	IUR Ref	RfC (mg/m^3)	RfC Ref	Mutagenic Indicator	Carcinogenic VISL TCR=1E-05 $C_{ia,c}$ $(\mu g/m^3)$	Noncarcinogenic VISL THQ=1 $C_{ia,nc}$ $(\mu g/m^3)$
Benzene	1.20	U	7.80E-06	U	3.00E-02	U	No	3.60E+00	3.13E+01
Carbon Disulfide	1.30	U			7.00E-01	U	No		7.30E+02
Chloromethane	8.10	U			9.00E-02	U	No		9.39E+01
Dichloroethylene, 1,2-cis-	3.00	U					No		
Ethylbenzene	0.80	U	2.50E-06	U	1.00E+00	U	No	1.12E+01	1.04E+03
Hexanone, 2-	1.00	U			3.00E-02	U	No		3.13E+01
Methyl Ethyl Ketone (2-Butanone)	1.40	U			5.00E+00	U	No		5.21E+03
Methyl Isobutyl Ketone (4-methyl-2-pentanone)	1.20	U			3.00E+00	U	No		3.13E+03
Tetrachloroethylene			2.60E-07	U	4.00E-02	U	No	1.08E+02	4.17E+01
Toluene	1.10	U			5.00E+00	U	No		5.21E+03
Trichloroethane, 1,1,1-	8.00	U			5.00E+00	U	No		5.21E+03
Trichloroethylene	8.00	U	4.10E-06	U	2.00E-03	U	Mut	4.78E+00	2.09E+00
Trimethylbenzene, 1,2,4-	0.90	U			6.00E-02	U	No		6.26E+01
Trimethylbenzene, 1,3,5-	1.00	U			6.00E-02	U	No		6.26E+01
Vinyl Chloride	3.60	U	4.40E-06	U	1.00E-01	U	Mut	1.68E+00	1.04E+02
Xylenes					1.00E-01	U	No		1.04E+02

Chemical	CAS Number	Site Sub-Slab and Exterior Soil Gas Concentration C_{sg} \ ($\mu g/m^3$)	Site Indoor Air Concentration $C_{i,a}$ \ ($\mu g/m^3$)	VI Carcinogenic Risk CR	VI Hazard HQ
Benzene	71-43-2	5.5	1.65E-01	4.58E-07	5.27E-03
Carbon Disulfide	75-15-0				
Chloromethane	74-87-3				
Dichloroethylene, 1,2-cis-	156-59-2				
Ethylbenzene	100-41-4	5.8	1.74E-01	1.55E-07	1.67E-04
Hexanone, 2-	591-78-6				
Methyl Ethyl Ketone (2-Butanone)	78-93-3				
Methyl Isobutyl Ketone (4-methyl-2-pentanone)	108-10-1				
Tetrachloroethylene	127-18-4	73	2.19E+00	2.03E-07	5.25E-02
Toluene	108-88-3	72	2.16E+00		4.14E-04
Trichloroethane, 1,1,1-	71-55-6	5.9	1.77E-01		3.39E-05
Trichloroethylene	79-01-6				
Trimethylbenzene, 1,2,4-	95-63-6	11	3.30E-01		5.27E-03
Trimethylbenzene, 1,3,5-	108-67-8				
Vinyl Chloride	75-01-4				
Xylenes	1330-20-7	34	1.02E+00		9.78E-03
**Sum*				*8.16E-07*	*7.34E-02*

Chemical	Inhalation Unit Risk $(ug/m^3)^{-1}$	IUR Ref	Chronic RfC (mg/m^3)	RfC Ref	Temperature (℃)\ for Groundwater Vapor Concentration	Mutagen?
Benzene	7.80E-06	U	3.00E-02	U	25	No
Carbon Disulfide			7.00E-01	U	25	No
Chloromethane			9.00E-02	U	25	No
Dichloroethylene, 1,2-cis-					25	No
Ethylbenzene	2.50E-06	U	1.00E+00	U	25	No
Hexanone, 2-			3.00E-02	U	25	No
Methyl Ethyl Ketone (2-Butanone)			5.00E+00	U	25	No
Methyl Isobutyl Ketone (4-methyl-2-pentanone)			3.00E+00	U	25	No
Tetrachloroethylene	2.60E-07	U	4.00E-02	U	25	No
Toluene			5.00E+00	U	25	No
Trichloroethane, 1,1,1-			5.00E+00	U	25	No
Trichloroethylene	4.10E-06	U	2.00E-03	U	25	Mut
Trimethylbenzene, 1,2,4-			6.00E-02	U	25	No
Trimethylbenzene, 1,3,5-			6.00E-02	U	25	No
Vinyl Chloride	4.40E-06	U	1.00E-01	U	25	Mut
Xylenes			1.00E-01	U	25	No
**Sum*						

Chemical Properties
Output generated 20SEP2018:21:54:08

Chemical	CAS Number	Does the chemical meet the definition for volatility? (HLC>1E-5 or VP>1)	Does the chemical have inhalation toxicity data? (IUR and/or RfC)	MW	MW Ref	Vapor Pressure VP (mm Hg)	VP Ref	S (mg/L)	S Ref
Benzene	71-43-2	Yes	Yes	78.12	U	9.48E+01	U	1.79E+03	U
Carbon Disulfide	75-15-0	Yes	Yes	76.14	U	3.59E+02	U	2.16E+03	U
Chloromethane	74-87-3	Yes	Yes	50.49	U	4.30E+03	U	5.32E+03	U
Dichloroethylene, 1,2-cis-	156-59-2	Yes	No	96.94	U	2.00E+02	U	6.41E+03	U
Ethylbenzene	100-41-4	Yes	Yes	106.17	U	9.60E+00	U	1.69E+02	U
Hexanone, 2-	591-78-6	Yes	Yes	100.16	U	1.16E+01	U	1.72E+04	U
Methyl Ethyl Ketone (2-Butanone)	78-93-3	Yes	Yes	72.11	U	9.06E+01	U	2.23E+05	U
Methyl Isobutyl Ketone (4-methyl-2-pentanone)	108-10-1	Yes	Yes	100.16	U	1.99E+01	U	1.90E+04	U
Tetrachloroethylene	127-18-4	Yes	Yes	165.83	U	1.85E+01	U	2.06E+02	U
Toluene	108-88-3	Yes	Yes	92.14	U	2.84E+01	U	5.26E+02	U
Trichloroethane, 1,1,1-	71-55-6	Yes	Yes	133.41	U	1.24E+02	U	1.29E+03	U
Trichloroethylene	79-01-6	Yes	Yes	131.39	U	6.90E+01	U	1.28E+03	U
Trimethylbenzene, 1,2,4-	95-63-6	Yes	Yes	120.20	U	2.10E+00	U	5.70E+01	U
Trimethylbenzene, 1,3,5-	108-67-8	Yes	Yes	120.20	U	2.48E+00	U	4.82E+01	U
Vinyl Chloride	75-01-4	Yes	Yes	62.50	U	2.98E+03	U	8.80E+03	U
Xylenes	1330-20-7	Yes	Yes	106.17	U	7.99E+00	U	1.06E+02	U

Chemical Properties
Output generated 20SEP2018:21:54:08

Chemical	MCL (ug/L)	HLC (atm-m³/mole)	Henry's Law Constant (unitless)	H` and HLC Ref	Henry's Law Constant Used in Calcs (unitless)	D_{ia} \ (cm^2/s)	D_{ia} \ Ref	D_{iw} \ (cm^2/s)	D_{iw} \ Ref
Benzene	5	5.55E-03	2.27E-01	U	2.27E-01	8.95E-02	U	1.03E-05	U
Carbon Disulfide		1.44E-02	5.89E-01	U	5.89E-01	1.06E-01	U	1.30E-05	U
Chloromethane		8.82E-03	3.61E-01	U	3.61E-01	1.24E-01	U	1.36E-05	U
Dichloroethylene, 1,2-cis-	70	4.08E-03	1.67E-01	U	1.67E-01	8.84E-02	U	1.13E-05	U
Ethylbenzene	700	7.88E-03	3.22E-01	U	3.22E-01	6.85E-02	U	8.46E-06	U
Hexanone, 2-		9.32E-05	3.81E-03	U	3.81E-03	7.04E-02	U	8.44E-06	U
Methyl Ethyl Ketone (2-Butanone)		5.69E-05	2.33E-03	U	2.33E-03	9.14E-02	U	1.02E-05	U
Methyl Isobutyl Ketone (4-methyl-2-pentanone)		1.38E-04	5.64E-03	U	5.64E-03	6.98E-02	U	8.35E-06	U
Tetrachloroethylene	5	1.77E-02	7.24E-01	U	7.24E-01	5.05E-02	U	9.46E-06	U
Toluene	1000	6.64E-03	2.71E-01	U	2.71E-01	7.78E-02	U	9.20E-06	U
Trichloroethane, 1,1,1-	200	1.72E-02	7.03E-01	U	7.03E-01	6.48E-02	U	9.60E-06	U
Trichloroethylene	5	9.85E-03	4.03E-01	U	4.03E-01	6.87E-02	U	1.02E-05	U
Trimethylbenzene, 1,2,4-		6.16E-03	2.52E-01	U	2.52E-01	6.07E-02	U	7.92E-06	U
Trimethylbenzene, 1,3,5-		8.77E-03	3.59E-01	U	3.59E-01	6.02E-02	U	7.84E-06	U
Vinyl Chloride	2	2.78E-02	1.14E+00	U	1.14E+00	1.07E-01	U	1.20E-05	U
Xylenes	10000	6.63E-03	2.71E-01	U	2.71E-01	6.85E-02	U	8.46E-06	U

Chemical Properties
Output generated 20SEP2018:21:54:08

Chemical	Normal Boiling Point T_{boil} \ (K)	BP Ref	Critical Temperature T_{crit} \ (K)	T_{crit} \ Ref	Enthalpy of vaporization at the normal boiling point $\Delta H_{v,b}$ \ (cal/mol)	$\Delta H_{v,b}$ \ Ref	K_{oc} \ (cm^3/g)	K_{oc} \ Ref	Lower Explosive Limit LEL (% by volume)	LEL Ref
Benzene	353.15	U	5.62E+02	U	7340.00	U	146	U	1.20	U
Carbon Disulfide	319.15	U	5.52E+02	U	6390.00	U	21.7	U	1.30	U
Chloromethane	249.15	U	4.16E+02	U	5110.00	U	13.2	U	8.10	U
Dichloroethylene, 1,2-cis-	333.25	U	5.36E+02	U	7220.00	U	39.6	U	3.00	U
Ethylbenzene	409.15	U	6.17E+02	U	8500.00	U	446	U	0.80	U
Hexanone, 2-	401.15	U	5.87E+02	U	8690.00	U	15	U	1.00	U
Methyl Ethyl Ketone (2-Butanone)	352.65	U	5.37E+02	U	7480.00	U	4.51	U	1.40	U
Methyl Isobutyl Ketone (4-methyl-2-pentanone)	389.15	U	5.75E+02	U	8240.00	U	12.6	U	1.20	U
Tetrachloroethylene	394.15	U	6.20E+02	U	8290.00	U	94.9	U		
Toluene	384.15	U	5.92E+02	U	7930.00	U	234	U	1.10	U
Trichloroethane, 1,1,1-	347.15	U	5.45E+02	U	7140.00	U	43.9	U	8.00	U
Trichloroethylene	360.35	U	5.71E+02	U	7500.00	U	60.7	U	8.00	U
Trimethylbenzene, 1,2,4-	442.15	U	6.49E+02	U	9370.00	U	614	U	0.90	U
Trimethylbenzene, 1,3,5-	438.15	U	6.37E+02	U	9320.00	U	602	U	1.00	U
Vinyl Chloride	259.85	U	4.25E+02	U	4970.00	U	21.7	U	3.60	U
Xylenes	411.15	U	6.20E+02	U	8520.00	U	383	U		

Site-specific VISL Results
Resident Equation Inputs

TNB
SV-12 8-26-18

*** Inputted values different from Resident defaults are highlighted.**
Output generated 20SEP2018:21:31:26

Variable	Resident Air Default Value	Value
AF_{gw} (Attenuation Factor Groundwater) unitless	0.001	0.001
AF_{ss} (Attenuation Factor Sub-Slab) unitless	0.03	0.03
ED_{res} (exposure duration) years	26	26
ED_{0-2} (mutagenic exposure duration first phase) years	2	2
ED_{2-6} (mutagenic exposure duration second phase) years	4	4
ED_{6-16} (mutagenic exposure duration third phase) years	10	10
ED_{16-26} (mutagenic exposure duration fourth phase) years	10	10
EF_{res} (exposure frequency) days/year	350	350
EF_{0-2} (mutagenic exposure frequency first phase) days/year	350	350
EF_{2-6} (mutagenic exposure frequency second phase) days/year	350	350
EF_{6-16} (mutagenic exposure frequency third phase) days/year	350	350
EF_{16-26} (mutagenic exposure frequency fourth phase) days/year	350	350
ET_{res} (exposure time) hours/day	24	24
ET_{0-2} (mutagenic exposure time first phase) hours/day	24	24
ET_{2-6} (mutagenic exposure time second phase) hours/day	24	24
ET_{6-16} (mutagenic exposure time third phase) hours/day	24	24
ET_{16-26} (mutagenic exposure time fourth phase) hours/day	24	24
THQ (target hazard quotient) unitless	0.1	1
LT (lifetime) years	70	70
TR (target risk) unitless	1.0E-06	1.0E-05

Resident Vapor Intrusion Screening Levels (VISL)
<a href= \/guide.html#Table1 ➡ User's Guide Variable References

Output generated 20SEP2018:21:31:26

Chemical	CAS Number	Does the chemical meet the definition for volatility? (HLC>1E-5 or VP>1)	Does the chemical have inhalation toxicity data? (IUR and/or RfC)	Is Chemical Sufficiently Volatile and Toxic to Pose Inhalation Risk Via Vapor Intrusion from Soil Source? (C_{vp} > $C_{i,a}$,Target?)	Is Chemical Sufficiently Volatile and Toxic to Pose Inhalation Risk Via Vapor Intrusion from Groundwater Source? (C_{hc} > $C_{i,a}$,Target?)	Target Indoor Air Concentration (TCR=1E-05 or THQ=1) MIN($C_{ia,c}$,$C_{ia,nc}$) (µg/m³)	Toxicity Basis
Benzene	71-43-2	Yes	Yes	Yes	Yes	3.60E+00	CA
Chloromethane	74-87-3	Yes	Yes	Yes	Yes	9.39E+01	NC
Ethylbenzene	100-41-4	Yes	Yes	Yes	Yes	1.12E+01	CA
Tetrachloroethylene	127-18-4	Yes	Yes	Yes	Yes	4.17E+01	NC
Toluene	108-88-3	Yes	Yes	Yes	Yes	5.21E+03	NC
Trimethylbenzene, 1,2,4-	95-63-6	Yes	Yes	Yes	Yes	6.26E+01	NC
Trimethylbenzene, 1,3,5-	108-67-8	Yes	Yes	Yes	Yes	6.26E+01	NC
Xylenes	1330-20-7	Yes	Yes	Yes	Yes	1.04E+02	NC

Resident Vapor Intrusion Screening Levels (VISL)
<a href= \/guide.html#Table1 ➡ User's Guide Variable References

Output generated 20SEP2018:21:31:26

Chemical	Target Sub-Slab and Near-source Soil Gas Concentration (TCR=1E-05 or THQ=1) C_{sg},Target (µg/m³)	Target Groundwater Concentration (TCR=1E-05 or THQ=1) C_{gw},Target (µg/L)	Is Target Groundwater Concentration < MCL? (C_{gw} < MCL?)	Pure Phase Vapor Concentration C_{vp}\ (25 ℃)\ (µg/m³)	Maximum Groundwater Vapor Concentration C_{hc}\ (µg/m³)	Temperature for Maximum Groundwater Vapor Concentration (℃)	Lower Explosive Limit LEL (% by volume)
Benzene	1.20E+02	1.59E+01	No (5)	3.98E+08	4.06E+08	25	1.20
Chloromethane	3.13E+03	2.60E+02	--	1.17E+10	1.92E+09	25	8.10
Ethylbenzene	3.74E+02	3.49E+01	Yes (700)	5.48E+07	5.44E+07	25	0.80
Tetrachloroethylene	1.39E+03	5.76E+01	No (5)	1.65E+08	1.49E+08	25	
Toluene	1.74E+05	1.92E+04	No (1000)	1.41E+08	1.43E+08	25	1.10
Trimethylbenzene, 1,2,4-	2.09E+03	2.48E+02	--	1.36E+07	1.44E+07	25	0.90
Trimethylbenzene, 1,3,5-	2.09E+03	1.75E+02	--	1.60E+07	1.73E+07	25	1.00
Xylenes	3.48E+03	3.85E+02	Yes (10000)	4.56E+07	2.87E+07	25	

Resident Vapor Intrusion Screening Levels (VISL)
<a href= \/guide.html#Table1 ➪ User's Guide Variable References

Output generated 20SEP2018:21:31:26

Chemical	LEL Ref	Inhalation Unit Risk $(ug/m^3)^{-1}$	IUR Ref	RfC (mg/m^3)	RfC Ref	Mutagenic Indicator	Carcinogenic VISL TCR=1E-05 $C_{ia,c}$ $(\mu g/m^3)$	Noncarcinogenic VISL THQ=1 $C_{ia,nc}$ $(\mu g/m^3)$
Benzene	U	7.80E-06	U	3.00E-02	U	No	3.60E+00	3.13E+01
Chloromethane	U			9.00E-02	U	No		9.39E+01
Ethylbenzene	U	2.50E-06	U	1.00E+00	U	No	1.12E+01	1.04E+03
Tetrachloroethylene		2.60E-07	U	4.00E-02	U	No	1.08E+02	4.17E+01
Toluene	U			5.00E+00	U	No		5.21E+03
Trimethylbenzene, 1,2,4-	U			6.00E-02	U	No		6.26E+01
Trimethylbenzene, 1,3,5-	U			6.00E-02	U	No		6.26E+01
Xylenes				1.00E-01	U	No		1.04E+02

Resident Vapor Intrusion Risk
Output generated 20SEP2018:21:31:26

Chemical	CAS Number	Site Indoor Air Concentration $C_{i,a}$ \ (µg/m³)	VI Carcinogenic Risk CR	VI Hazard HQ	Inhalation Unit Risk (ug/m³)$^{-1}$	IUR Ref	Chronic RfC (mg/m³)	RfC Ref	Temperature (°C)\ for Groundwater Vapor Concentration	Mutagen?
Benzene	71-43-2				7.80E-06	U	3.00E-02	U	25	No
Chloromethane	74-87-3						9.00E-02	U	25	No
Ethylbenzene	100-41-4				2.50E-06	U	1.00E+00	U	25	No
Tetrachloroethylene	127-18-4	1.38E+02	1.28E-05	3.31E+00	2.60E-07	U	4.00E-02	U	25	No
Toluene	108-88-3	1.56E+00		2.99E-04			5.00E+00	U	25	No
Trimethylbenzene, 1,2,4-	95-63-6						6.00E-02	U	25	No
Trimethylbenzene, 1,3,5-	108-67-8						6.00E-02	U	25	No
Xylenes	1330-20-7						1.00E-01	U	25	No
**Sum*			*1.28E-05*	*3.31E+00*						

Chemical Properties
Output generated 20SEP2018:21:31:26

Chemical	CAS Number	Does the chemical meet the definition for volatility? (HLC>1E-5 or VP>1)	Does the chemical have inhalation toxicity data? (IUR and/or RfC)	MW	MW Ref	Vapor Pressure VP (mm Hg)	VP Ref	S (mg/L)	S Ref	MCL (ug/L)
Benzene	71-43-2	Yes	Yes	78.12	U	9.48E+01	U	1.79E+03	U	5
Chloromethane	74-87-3	Yes	Yes	50.49	U	4.30E+03	U	5.32E+03	U	
Ethylbenzene	100-41-4	Yes	Yes	106.17	U	9.60E+00	U	1.69E+02	U	700
Tetrachloroethylene	127-18-4	Yes	Yes	165.83	U	1.85E+01	U	2.06E+02	U	5
Toluene	108-88-3	Yes	Yes	92.14	U	2.84E+01	U	5.26E+02	U	1000
Trimethylbenzene, 1,2,4-	95-63-6	Yes	Yes	120.20	U	2.10E+00	U	5.70E+01	U	
Trimethylbenzene, 1,3,5-	108-67-8	Yes	Yes	120.20	U	2.48E+00	U	4.82E+01	U	
Xylenes	1330-20-7	Yes	Yes	106.17	U	7.99E+00	U	1.06E+02	U	10000

Chemical Properties
Output generated 20SEP2018:21:31:26

Chemical	HLC (atm-m³/mole)	Henry's Law Constant (unitless)	H` and HLC Ref	Henry's Law Constant Used in Calcs (unitless)	D_{ia} \ (cm^2/s)	D_{ia} \ Ref	D_{iw} \ (cm^2/s)	D_{iw} \ Ref	Normal Boiling Point T_{boil} \ (K)	BP Ref
Benzene	5.55E-03	2.27E-01	U	2.27E-01	8.95E-02	U	1.03E-05	U	353.15	U
Chloromethane	8.82E-03	3.61E-01	U	3.61E-01	1.24E-01	U	1.36E-05	U	249.15	U
Ethylbenzene	7.88E-03	3.22E-01	U	3.22E-01	6.85E-02	U	8.46E-06	U	409.15	U
Tetrachloroethylene	1.77E-02	7.24E-01	U	7.24E-01	5.05E-02	U	9.46E-06	U	394.15	U
Toluene	6.64E-03	2.71E-01	U	2.71E-01	7.78E-02	U	9.20E-06	U	384.15	U
Trimethylbenzene, 1,2,4-	6.16E-03	2.52E-01	U	2.52E-01	6.07E-02	U	7.92E-06	U	442.15	U
Trimethylbenzene, 1,3,5-	8.77E-03	3.59E-01	U	3.59E-01	6.02E-02	U	7.84E-06	U	438.15	U
Xylenes	6.63E-03	2.71E-01	U	2.71E-01	6.85E-02	U	8.46E-06	U	411.15	U

Chemical Properties
Output generated 20SEP2018:21:31:26

Chemical	Critical Temperature T_{crit} \ (K)	T_{crit} \ Ref	Enthalpy of vaporization at the normal boiling point $\Delta H_{v,b}$ \ (cal/mol)	$\Delta H_{v,b}$ \ Ref	K_{oc} \ (cm^3/g)	K_{oc} \ Ref	Lower Explosive Limit LEL (% by volume)	LEL Ref
Benzene	5.62E+02	U	7340.00	U	146	U	1.20	U
Chloromethane	4.16E+02	U	5110.00	U	13.2	U	8.10	U
Ethylbenzene	6.17E+02	U	8500.00	U	446	U	0.80	U
Tetrachloroethylene	6.20E+02	U	8290.00	U	94.9	U		
Toluene	5.92E+02	U	7930.00	U	234	U	1.10	U
Trimethylbenzene, 1,2,4-	6.49E+02	U	9370.00	U	614	U	0.90	U
Trimethylbenzene, 1,3,5-	6.37E+02	U	9320.00	U	602	U	1.00	U
Xylenes	6.20E+02	U	8520.00	U	383	U		

*** Inputted values different from Resident defaults are highlighted.**
Output generated 20SEP2018:21:28:40

Variable	Resident Air Default Value	Value
AF_{gw} (Attenuation Factor Groundwater) unitless	0.001	0.001
AF_{ss} (Attenuation Factor Sub-Slab) unitless	0.03	0.03
ED_{res} (exposure duration) years	26	26
ED_{0-2} (mutagenic exposure duration first phase) years	2	2
ED_{2-6} (mutagenic exposure duration second phase) years	4	4
ED_{6-16} (mutagenic exposure duration third phase) years	10	10
ED_{16-26} (mutagenic exposure duration fourth phase) years	10	10
EF_{res} (exposure frequency) days/year	350	350
EF_{0-2} (mutagenic exposure frequency first phase) days/year	350	350
EF_{2-6} (mutagenic exposure frequency second phase) days/year	350	350
EF_{6-16} (mutagenic exposure frequency third phase) days/year	350	350
EF_{16-26} (mutagenic exposure frequency fourth phase) days/year	350	350
ET_{res} (exposure time) hours/day	24	24
ET_{0-2} (mutagenic exposure time first phase) hours/day	24	24
ET_{2-6} (mutagenic exposure time second phase) hours/day	24	24
ET_{6-16} (mutagenic exposure time third phase) hours/day	24	24
ET_{16-26} (mutagenic exposure time fourth phase) hours/day	24	24
THQ (target hazard quotient) unitless	0.1	1
LT (lifetime) years	70	70
TR (target risk) unitless	1.0E-06	1.0E-05

Resident Vapor Intrusion Screening Levels (VISL)
<a href= \/guide.html#Table1 ➡ User's Guide Variable References

Output generated 20SEP2018:21:28:40

Chemical	CAS Number	Does the chemical meet the definition for volatility? (HLC>1E-5 or VP>1)	Does the chemical have inhalation toxicity data? (IUR and/or RfC)	Is Chemical Sufficiently Volatile and Toxic to Pose Inhalation Risk Via Vapor Intrusion from Soil Source? (C_{vp} > $C_{i,a}$,Target?)	Is Chemical Sufficiently Volatile and Toxic to Pose Inhalation Risk Via Vapor Intrusion from Groundwater Source? (C_{hc} > $C_{i,a}$,Target?)	Target Indoor Air Concentration (TCR=1E-05 or THQ=1) MIN($C_{ia,c}$,$C_{ia,nc}$) (µg/m³)	Toxicity Basis
Benzene	71-43-2	Yes	Yes	Yes	Yes	3.60E+00	CA
Chloromethane	74-87-3	Yes	Yes	Yes	Yes	9.39E+01	NC
Ethylbenzene	100-41-4	Yes	Yes	Yes	Yes	1.12E+01	CA
Tetrachloroethylene	127-18-4	Yes	Yes	Yes	Yes	4.17E+01	NC
Toluene	108-88-3	Yes	Yes	Yes	Yes	5.21E+03	NC
Trimethylbenzene, 1,2,4-	95-63-6	Yes	Yes	Yes	Yes	6.26E+01	NC
Trimethylbenzene, 1,3,5-	108-67-8	Yes	Yes	Yes	Yes	6.26E+01	NC
Xylenes	1330-20-7	Yes	Yes	Yes	Yes	1.04E+02	NC

Resident Vapor Intrusion Screening Levels (VISL)
<a href= \/guide.html#Table1 ➡ User's Guide Variable References

Output generated 20SEP2018:21:28:40

Chemical	Target Sub-Slab and Near-source Soil Gas Concentration (TCR=1E-05 or THQ=1) C_{sg},Target (µg/m³)	Target Groundwater Concentration (TCR=1E-05 or THQ=1) C_{gw},Target (µg/L)	Is Target Groundwater Concentration < MCL? (C_{gw} < MCL?)	Pure Phase Vapor Concentration C_{vp}\ (25 ℃)\ (µg/m³)	Maximum Groundwater Vapor Concentration C_{hc}\ (µg/m³)	Temperature for Maximum Groundwater Vapor Concentration (℃)	Lower Explosive Limit LEL (% by volume)
Benzene	1.20E+02	1.59E+01	No (5)	3.98E+08	4.06E+08	25	1.20
Chloromethane	3.13E+03	2.60E+02	--	1.17E+10	1.92E+09	25	8.10
Ethylbenzene	3.74E+02	3.49E+01	Yes (700)	5.48E+07	5.44E+07	25	0.80
Tetrachloroethylene	1.39E+03	5.76E+01	No (5)	1.65E+08	1.49E+08	25	
Toluene	1.74E+05	1.92E+04	No (1000)	1.41E+08	1.43E+08	25	1.10
Trimethylbenzene, 1,2,4-	2.09E+03	2.48E+02	--	1.36E+07	1.44E+07	25	0.90
Trimethylbenzene, 1,3,5-	2.09E+03	1.75E+02	--	1.60E+07	1.73E+07	25	1.00
Xylenes	3.48E+03	3.85E+02	Yes (10000)	4.56E+07	2.87E+07	25	

Resident Vapor Intrusion Screening Levels (VISL)
<a href= \/guide.html#Table1 ➪ User's Guide Variable References

Output generated 20SEP2018:21:28:40

Chemical	LEL Ref	Inhalation Unit Risk $(ug/m^3)^{-1}$	IUR Ref	RfC (mg/m^3)	RfC Ref	Mutagenic Indicator	Carcinogenic VISL TCR=1E-05 $C_{ia,c}$ $(\mu g/m^3)$	Noncarcinogenic VISL THQ=1 $C_{ia,nc}$ $(\mu g/m^3)$
Benzene	U	7.80E-06	U	3.00E-02	U	No	3.60E+00	3.13E+01
Chloromethane	U			9.00E-02	U	No		9.39E+01
Ethylbenzene	U	2.50E-06	U	1.00E+00	U	No	1.12E+01	1.04E+03
Tetrachloroethylene		2.60E-07	U	4.00E-02	U	No	1.08E+02	4.17E+01
Toluene	U			5.00E+00	U	No		5.21E+03
Trimethylbenzene, 1,2,4-	U			6.00E-02	U	No		6.26E+01
Trimethylbenzene, 1,3,5-	U			6.00E-02	U	No		6.26E+01
Xylenes				1.00E-01	U	No		1.04E+02

Chemical	CAS Number	Site Sub-Slab and Exterior Soil Gas Concentration C_{sg}\ (µg/m³)	Site Indoor Air Concentration $C_{i,a}$\ (µg/m³)	VI Carcinogenic Risk CR	VI Hazard HQ	Inhalation Unit Risk (ug/m³)⁻¹	IUR Ref
Benzene	71-43-2	7.8	2.34E-01	6.50E-07	7.48E-03	7.80E-06	U
Chloromethane	74-87-3						
Ethylbenzene	100-41-4	4.4	1.32E-01	1.18E-07	1.27E-04	2.50E-06	U
Tetrachloroethylene	127-18-4	14	4.20E-01	3.89E-08	1.01E-02	2.60E-07	U
Toluene	108-88-3	51	1.53E+00		2.93E-04		
Trimethylbenzene, 1,2,4-	95-63-6	7.2	2.16E-01		3.45E-03		
Trimethylbenzene, 1,3,5-	108-67-8						
Xylenes	1330-20-7	28	8.40E-01		8.05E-03		
**Sum*				*8.06E-07*	*2.95E-02*		

Chemical	Chronic RfC (mg/m³)	RfC Ref	Temperature (℃)\ for Groundwater Vapor Concentration	Mutagen?
Benzene	3.00E-02	U	25	No
Chloromethane	9.00E-02	U	25	No
Ethylbenzene	1.00E+00	U	25	No
Tetrachloroethylene	4.00E-02	U	25	No
Toluene	5.00E+00	U	25	No
Trimethylbenzene, 1,2,4-	6.00E-02	U	25	No
Trimethylbenzene, 1,3,5-	6.00E-02	U	25	No
Xylenes	1.00E-01	U	25	No
**Sum*				

Chemical Properties
Output generated 20SEP2018:21:28:40

Chemical	Critical Temperature T_{crit} \ (K)	T_{crit} \ Ref	Enthalpy of vaporization at the normal boiling point $\Delta H_{v,b}$ \ (cal/mol)	$\Delta H_{v,b}$ \ Ref	K_{oc} \ (cm^3/g)	K_{oc} \ Ref	Lower Explosive Limit LEL (% by volume)	LEL Ref
Benzene	5.62E+02	U	7340.00	U	146	U	1.20	U
Chloromethane	4.16E+02	U	5110.00	U	13.2	U	8.10	U
Ethylbenzene	6.17E+02	U	8500.00	U	446	U	0.80	U
Tetrachloroethylene	6.20E+02	U	8290.00	U	94.9	U		
Toluene	5.92E+02	U	7930.00	U	234	U	1.10	U
Trimethylbenzene, 1,2,4-	6.49E+02	U	9370.00	U	614	U	0.90	U
Trimethylbenzene, 1,3,5-	6.37E+02	U	9320.00	U	602	U	1.00	U
Xylenes	6.20E+02	U	8520.00	U	383	U		

Chemical Properties
Output generated 20SEP2018:21:28:40

Chemical	CAS Number	Does the chemical meet the definition for volatility? (HLC>1E-5 or VP>1)	Does the chemical have inhalation toxicity data? (IUR and/or RfC)	MW	MW Ref	Vapor Pressure VP (mm Hg)	VP Ref	S (mg/L)	S Ref	MCL (ug/L)
Benzene	71-43-2	Yes	Yes	78.12	U	9.48E+01	U	1.79E+03	U	5
Chloromethane	74-87-3	Yes	Yes	50.49	U	4.30E+03	U	5.32E+03	U	
Ethylbenzene	100-41-4	Yes	Yes	106.17	U	9.60E+00	U	1.69E+02	U	700
Tetrachloroethylene	127-18-4	Yes	Yes	165.83	U	1.85E+01	U	2.06E+02	U	5
Toluene	108-88-3	Yes	Yes	92.14	U	2.84E+01	U	5.26E+02	U	1000
Trimethylbenzene, 1,2,4-	95-63-6	Yes	Yes	120.20	U	2.10E+00	U	5.70E+01	U	
Trimethylbenzene, 1,3,5-	108-67-8	Yes	Yes	120.20	U	2.48E+00	U	4.82E+01	U	
Xylenes	1330-20-7	Yes	Yes	106.17	U	7.99E+00	U	1.06E+02	U	10000

Chemical Properties
Output generated 20SEP2018:21:28:40

Chemical	HLC (atm-m³/mole)	Henry's Law Constant (unitless)	H` and HLC Ref	Henry's Law Constant Used in Calcs (unitless)	D_{ia} \ (cm^2/s)	D_{ia} \ Ref	D_{iw} \ (cm^2/s)	D_{iw} \ Ref	Normal Boiling Point T_{boil} \ (K)	BP Ref
Benzene	5.55E-03	2.27E-01	U	2.27E-01	8.95E-02	U	1.03E-05	U	353.15	U
Chloromethane	8.82E-03	3.61E-01	U	3.61E-01	1.24E-01	U	1.36E-05	U	249.15	U
Ethylbenzene	7.88E-03	3.22E-01	U	3.22E-01	6.85E-02	U	8.46E-06	U	409.15	U
Tetrachloroethylene	1.77E-02	7.24E-01	U	7.24E-01	5.05E-02	U	9.46E-06	U	394.15	U
Toluene	6.64E-03	2.71E-01	U	2.71E-01	7.78E-02	U	9.20E-06	U	384.15	U
Trimethylbenzene, 1,2,4-	6.16E-03	2.52E-01	U	2.52E-01	6.07E-02	U	7.92E-06	U	442.15	U
Trimethylbenzene, 1,3,5-	8.77E-03	3.59E-01	U	3.59E-01	6.02E-02	U	7.84E-06	U	438.15	U
Xylenes	6.63E-03	2.71E-01	U	2.71E-01	6.85E-02	U	8.46E-06	U	411.15	U

PEACHTREE ENVIRONMENTAL

APPENDIX E

December 2018 Monitoring Well Purging and Sampling Information Sheets

Monitoring Well Purging & Sampling Information

Peachtree Project:	**Thomasville National Bank**	Project No.:	**3151**	Date:	**12/12/2018**
Peachtree Personnel:	**Larry Carter**				

WELL INFORMATION

Well Identification No:	**MW-2**	Location:	**Thomasville, Thomas County, Georgia**
Well Diameter (inches):	**2**	Well Construction:	**Schedule 40 PVC**
Total Well Depth from TOC (feet):	**30**	Screened Interval from TOC (feet):	**20-30**
Depth to Water from TOC (feet):	**23.25**		
Length of Static Water Column (feet):	**6.75**		

WELL OBSERVATIONS

General Condition of Well:	**good**	General Condition of Surrounding Area:	**good**
LNAPL Observation/Thickness:	**N/A**	Method of Measure:	**EWL**

Well Volume = Length of Static Water Column x Well Capacity

Well Diameter (inches)	0.75	1	1.25	**2**	3	4	5	6
Well Capacity (gallons per foot)	0.02	0.04	0.06	**0.16**	0.37	0.65	1.02	1.47

One Well Volume (gallons):	**1.08**	Three Well Volumes (gallons):	**3.24**

WELL PURGING INFORMATION

Purging Method: **Low flow, low stress with peristaltic pump and Teflon lined polyethylene tubing**

Depth of Pump Intake from TOC (feet): **24**

Start Time: **8:59**

Time	Gallons Purged	Water Level (feet)	pH	Specific Conductance (mS/cm)	Turbidity (NTUs)	Temperature (°C)	DO (mg/L)	ORP (mV)
9:09	0.50	23.27	5.91	0.201	0.03	21.12	0.21	-7
9:16	1.00	23.33	5.86	0.184	0.00	21.44	0.00	3
9:24	1.50	23.32	5.86	0.182	0.00	21.61	0.00	4
9:38	2.00	23.34	5.86	0.181	0.00	21.59	0.00	5
9:48	2.50	23.35	5.86	0.179	0.00	21.60	0.00	6
9:52	2.75	23.35	5.86	0.180	0.00	21.61	0.00	5
9:59	3.00	23.35	5.86	0.180	0.00	21.63	0.00	5
10:04	3.25	23.35	5.86	0.180	0.00	21.52	0.00	5

Purged Volume (gallons):	**3.25**	Purge Time (minutes):	**65**	Pumping Rate (gallons per minute):	**0.05**

WELL SAMPLING INFORMATION

Method of Sampling: **Sample collected directly from tubing using "soda straw" method**

Decontamination Procedures: **N/A - single-use tubing**

Sample ID	Time	Container	Preservative	Analyses
MW-2	**10:06**	**40 mL (2)**	**hydrochloric acid**	**volatile organic compounds**

Sample Transport Container and Preservation: **Cooler and ice**

Sample Destination: **Analytical Environmental Services, Inc. in Atlanta, Georgia**

Sample Delivery Method and Courier: **Peachtree personnel**

Chain of Custody Completed: **Yes**

Monitoring Well Purging & Sampling Information

Peachtree Project:	**Thomasville National Bank**	Project No.:	**3151**	Date:	**12/12/2016**
Peachtree Personnel:	**Daniel Barfield**				

WELL INFORMATION

Well Identification No:	**MW-3**	Location:	**Thomasville, Thomas County, Georgia**
Well Diameter (inches):	**2**	Well Construction:	**Schedule 40 PVC**
Total Well Depth from TOC (feet):	**29**	Screened Interval from TOC (feet):	**19-29**
Depth to Water from TOC (feet):	**22.61**		
Length of Static Water Column (feet):	**6.39**		

WELL OBSERVATIONS

General Condition of Well:	**good**	General Condition of Surrounding Area:	**good**
LNAPL Observation/Thickness:	**none**	Method of Measure:	**EWL**

Well Volume = Length of Static Water Column x Well Capacity

Well Diameter (inches)	0.75	1	1.25	**2**	3	4	5	6
Well Capacity (gallons per foot)	0.02	0.04	0.06	**0.16**	0.37	0.65	1.02	1.47

One Well Volume (gallons):	**1.02**	Three Well Volumes (gallons):	**3.01**

WELL PURGING INFORMATION

Purging Method: **Low flow, low stress with peristaltic pump and Teflon lined polyethylene tubing**

Depth of Pump Intake from TOC (feet): **23.5**

Start Time: **7:27**

Time	Gallons Purged	Water Level (feet)	pH	Specific Conductance (mS/cm)	Turbidity (NTUs)	Temperature (°C)	DO (mg/L)	ORP (mV)
7:40	0.50	22.62	5.61	0.252	9.95	17.09	1.35	60
7:52	1.00	22.64	5.69	0.257	3.74	19.04	0.12	31
7:56	1.25	22.65	5.72	0.260	1.67	20.11	0.00	21
8:02	1.50	22.65	5.71	0.261	1.67	20.12	0.00	22
8:06	1.75	22.65	5.70	0.257	0.91	20.15	0.00	24
8:11	2.00	22.65	5.69	0.256	0.57	20.08	0.00	25
8:20	2.50	22.65	5.69	0.255	0.17	20.44	0.00	23
8:24	2.75	22.65	5.69	0.255	0.05	20.44	0.00	23
8:30	3.10	22.65	5.69	0.255	0.09	20.48	0.00	22

Purged Volume (gallons):	**3.10**	Purge Time (minutes):	**63**	Pumping Rate (gallons per minute):	**0.05**

WELL SAMPLING INFORMATION

Method of Sampling: **Sample collected directly from tubing using "soda straw" method**

Decontamination Procedures: **N/A - single-use tubing**

Sample ID	Time	Container	Preservative	Analyses
MW-3	**8:32**	**40 mL (2)**	**hydrochloric acid**	**volatile organic compounds**

Sample Transport Container and Preservation:	**Cooler and ice**
Sample Destination:	**Analytical Environmental Services, Inc. in Atlanta, Georgia**
Sample Delivery Method and Courier:	**Peachtree personnel**
Chain of Custody Completed:	**Yes**

Monitoring Well Purging & Sampling Information

Peachtree Project:	**Thomasville National Bank**	Project No.:	**3151**	Date:	**6/5/2018**
Peachtree Personnel:	**Daniel Barfield**				

WELL INFORMATION

Well Identification No:	**MW-5**	Location:	**Thomasville, Thomas County, Georgia**
Well Diameter (inches):	**2**	Well Construction:	**Schedule 40 PVC**
Total Well Depth from TOC (feet):	**34**	Screened Interval from TOC (feet):	**24-34**
Depth to Water from TOC (feet):	**24.22**		
Length of Static Water Column (feet):	**9.78**		

WELL OBSERVATIONS

General Condition of Well:	**good**	General Condition of Surrounding Area:	**good**
LNAPL Observation/Thickness:	**none**	Method of Measure:	**EWL**

Well Volume = Length of Static Water Column x Well Capacity

Well Diameter (inches)	0.75	1	1.25	**2**	3	4	5	6
Well Capacity (gallons per foot)	0.02	0.04	0.06	**0.16**	0.37	0.65	1.02	1.47

One Well Volume (gallons):	**1.56**	Three Well Volumes (gallons):	**4.70**

WELL PURGING INFORMATION

Purging Method: **Low flow, low stress with peristaltic pump and Teflon lined polyethylene tubing**

Depth of Pump Intake from TOC (feet): **25**

Start Time: **16:30**

Time	Gallons Purged	Water Level (feet)	pH	Specific Conductance (mS/cm)	Turbidity (NTUs)	Temperature (°C)	DO (mg/L)	ORP (mV)
16:45	0.50	24.65	5.16	0.195	6.25	23.23	0.74	154
16:51	1.00	24.65	5.26	0.190	4.65	23.59	0.03	130
16:59	1.50	24.65	5.35	0.204	2.58	23.73	0.00	106
17:08	2.00	24.62	5.41	0.207	1.83	23.56	0.00	92
17:16	2.50	24.65	5.44	0.209	1.74	23.81	0.00	83
17:23	3.00	24.66	5.48	0.211	1.32	23.79	0.00	75
17:31	3.50	24.66	5.50	0.212	1.42	23.76	0.00	70
17:38	4.00	24.65	5.51	0.213	0.87	23.80	0.00	66
17:48	4.70	24.66	5.53	0.214	0.73	23.75	0.00	65

Purged Volume (gallons):	**4.70**	Purge Time (minutes):	**78**	Pumping Rate (gallons per minute):	**0.06**

WELL SAMPLING INFORMATION

Method of Sampling: **Sample collected directly from tubing using "soda straw" method**

Decontamination Procedures: **N/A - single-use tubing**

Sample ID	Time	Container	Preservative	Analyses
MW-5	**17:53**	**40 mL (2)**	**hydrochloric acid**	**volatile organic compounds**

Sample Transport Container and Preservation:	**Cooler and ice**
Sample Destination:	**Analytical Environmental Services, Inc. in Atlanta, Georgia**
Sample Delivery Method and Courier:	**Peachtree personnel**
Chain of Custody Completed:	**Yes**

Monitoring Well Purging & Sampling Information

Peachtree Project:	**Thomasville National Bank**	Project No.:	**3151**	Date:	**12/12/2018**
Peachtree Personnel:	**Larry Carter**				

WELL INFORMATION

Well Identification No:	**MW-6**	Location:	**Thomasville, Thomas County, Georgia**
Well Diameter (inches):	**1**	Well Construction:	**Schedule 40 PVC**
Total Well Depth from TOC (feet):	**30**	Screened Interval from TOC (feet):	**20-30**
Depth to Water from TOC (feet):	**22.21**		
Length of Static Water Column (feet):	**7.79**		

WELL OBSERVATIONS

General Condition of Well:	**good**	General Condition of Surrounding Area:	**good**
LNAPL Observation/Thickness:	**none**	Method of Measure:	**EWL**

Well Volume = Length of Static Water Column x Well Capacity

Well Diameter (inches)	0.75	**1**	1.25	2	3	4	5	6
Well Capacity (gallons per foot)	0.02	**0.04**	0.06	0.16	0.37	0.65	1.02	1.47

One Well Volume (gallons):	**0.31**	Three Well Volumes (gallons):	**0.93**

WELL PURGING INFORMATION

Purging Method: **Low flow, low stress with peristaltic pump and Teflon lined polyethylene tubing**

Depth of Pump Intake from TOC (feet): **24**

Start Time: **15:17**

Time	Gallons Purged	Water Level (feet)	pH	Specific Conductance (mS/cm)	Turbidity (NTUs)	Temperature (°C)	DO (mg/L)	ORP (mV)
15:28	0.20	23.50	5.66	0.251	12.30	22.38	0.69	68
15:34	0.40	23.45	5.66	0.253	27.80	22.52	0.40	67
15:38	0.60	23.45	5.66	0.253	28.20	22.79	0.09	66
15:45	0.80	23.45	5.66	0.253	12.30	23.13	0.00	64
15:50	1.00	23.50	5.66	0.253	6.94	23.16	0.00	64

Purged Volume (gallons):	**1.00**	Purge Time (minutes):	**33**	Pumping Rate (gallons per minute):	**0.03**

WELL SAMPLING INFORMATION

Method of Sampling: **Sample collected directly from tubing using "soda straw" method**

Decontamination Procedures: **N/A - single-use tubing**

Sample ID	Time	Container	Preservative	Analyses
MW-6	**15:52**	**40 mL (2)**	**hydrochloric acid**	**volatile organic compounds**

Sample Transport Container and Preservation: **Cooler and ice**

Sample Destination: **Analytical Environmental Services, Inc. in Atlanta, Georgia**

Sample Delivery Method and Courier: **Peachtree personnel**

Chain of Custody Completed: **Yes**

Monitoring Well Purging & Sampling Information

Peachtree Project:	**Thomasville National Bank**	Project No.:	**3151**	Date:	**12/13/2018**
Peachtree Personnel:	**Daniel Barfield**				

WELL INFORMATION

Well Identification No:	**MW-7**	Location:	**Thomasville, Thomas County, Georgia**
Well Diameter (inches):	**2**	Well Construction:	**Schedule 40 PVC**
Total Well Depth from TOC (feet):	**30**	Screened Interval from TOC (feet):	**20-30**
Depth to Water from TOC (feet):	**10.41**		
Length of Static Water Column (feet):	**19.59**		

WELL OBSERVATIONS

General Condition of Well:	**good**	General Condition of Surrounding Area:	**good**
LNAPL Observation/Thickness:	**none**	Method of Measure:	**EWL**

Well Volume = Length of Static Water Column x Well Capacity

Well Diameter (inches)	0.75	1	1.25	**2**	3	4	5	6
Well Capacity (gallons per foot)	0.02	0.04	0.06	**0.16**	0.37	0.65	1.02	1.47

One Well Volume (gallons):	**3.13**	Three Well Volumes (gallons):	**9.39**

WELL PURGING INFORMATION

Purging Method: **Low flow, low volume with peristaltic pump and Teflon lined polyethylene tubing**

Depth of Pump Intake from TOC (feet): **25**

Start Time: **8:17**

Time	Gallons Purged	Water Level (feet)	pH	Specific Conductance (mS/cm)	Turbidity (NTUs)	Temperature (°C)	DO (mg/L)	ORP (mV)
8:41	0.50	10.91	5.27	0.091	8.38	19.33	6.53	360
9:01	1.00	11.23	5.27	0.092	8.01	19.98	5.10	359
9:19	1.50	11.23	5.28	0.092	7.16	20.80	3.51	360
9:41	2.00	11.23	5.28	0.091	7.34	21.18	3.07	363
9:56	2.50	11.23	5.28	0.091	7.20	21.54	3.05	365
10:15	3.00	11.23	5.28	0.090	7.15	21.72	3.03	367
			3.00	Purge Time (minutes):	**118**	Pumping Rate (gallons per minute):	**0.03**	

WELL SAMPLING INFORMATION

Method of Sampling: **Sample collected directly from tubing using "soda straw" method**

Decontamination Procedures: **N/A - single-use tubing**

Sample ID	Time	Container	Preservative	Analyses
MW-7	**10:20**	**40 mL (2)**	**hydrochloric acid**	**volatile organic compounds**

Sample Transport Container and Preservation:	**Cooler and ice**
Sample Destination:	**Analytical Environmental Services, Inc. in Atlanta, Georgia**
Sample Delivery Method and Courier:	**Peachtree personnel**
Chain of Custody Completed:	**Yes**

Monitoring Well Purging & Sampling Information

Peachtree Project:	**Thomasville National Bank**	Project No.:	**3151**	Date:	**12/13/2018**
Peachtree Personnel:	**Larry Carter**				

WELL INFORMATION

Well Identification No:	**MW-12**	Location:	**Thomasville, Thomas County, Georgia**
Well Diameter (inches):	**2**	Well Construction:	**Schedule 40 PVC**
Total Well Depth from TOC (feet):	**15**	Screened Interval from TOC (feet):	**5-15**
Depth to Water from TOC (feet):	**1.25**		
Length of Static Water Column (feet):	**13.75**		

WELL OBSERVATIONS

General Condition of Well:	**good**	General Condition of Surrounding Area:	**good**
LNAPL Observation/Thickness:	**none**	Method of Measure:	**EWL**

Well Volume = Length of Static Water Column x Well Capacity

Well Diameter (inches)	0.75	1	1.25	**2**	3	4	5	6
Well Capacity (gallons per foot)	0.02	0.04	0.06	**0.16**	0.37	0.65	1.02	1.47

One Well Volume (gallons):	**2.10**	Three Well Volumes (gallons):	**6.20**

WELL PURGING INFORMATION

Purging Method: **Low flow, low stress with peristaltic pump and Teflon lined polyethylene tubing**

Depth of Pump Intake from TOC (feet): **2.5**

Start Time: **10:10**

Time	Gallons Purged	Water Level (feet)	pH	Specific Conductance (mS/cm)	Turbidity (NTUs)	Temperature (°C)	DO (mg/L)	ORP (mV)
10:22	1.00	1.43	6.47	0.487	7.09	21.03	0.00	84
10:34	2.00	1.47	6.47	0.486	2.40	22.31	0.00	71
10:46	3.40	1.47	6.47	0.478	0.21	22.76	0.00	65
10:56	4.00	1.47	6.45	0.465	0.00	23.05	0.00	63
11:02	4.50	1.46	6.44	0.460	0.00	23.10	0.00	63
11:08	5.00	1.48	6.44	0.460	0.00	23.10	0.00	63
11:13	5.50	1.48	6.44	0.451	0.00	23.24	0.00	63
11:18	6.00	1.47	6.43	0.448	0.00	23.28	0.00	62
11:26	6.60	1.47	6.43	0.444	0.00	23.31	0.00	60

Purged Volume (gallons):	**6.60**	Purge Time (minutes):	**76**	Pumping Rate (gallons per minute):	**0.09**

WELL SAMPLING INFORMATION

Method of Sampling: **Sample collected directly from tubing using "soda straw" method**

Decontamination Procedures: **N/A - single-use tubing**

Sample ID	Time	Container	Preservative	Analyses
MW-12	**11:29**	**40 mL (2)**	**hydrochloric acid**	**volatile organic compounds**

Sample Transport Container and Preservation:	**Cooler and ice**
Sample Destination:	**Analytical Environmental Services, Inc. in Atlanta, Georgia**
Sample Delivery Method and Courier:	**Peachtree personnel**
Chain of Custody Completed:	**Yes**

Monitoring Well Purging & Sampling Information

Peachtree Project:	**Thomasville National Bank**	Project No.:	**3151**	Date:	**12/13/2018**
Peachtree Personnel:	**Larry Carter**				

WELL INFORMATION

Well Identification No:	**MW-14**	Location:	**Thomasville, Thomas County, Georgia**
Well Diameter (inches):	**2**	Well Construction:	**Schedule 40 PVC**
Total Well Depth from TOC (feet):	**13.5**	Screened Interval from TOC (feet):	**3.5-13.5**
Depth to Water from TOC (feet):	**4.10**		
Length of Static Water Column (feet):	**9.40**		

WELL OBSERVATIONS

General Condition of Well:	**good**	General Condition of Surrounding Area:	**good**
LNAPL Observation/Thickness:	**none**	Method of Measure:	**EWL**

Well Volume = Length of Static Water Column x Well Capacity

Well Diameter (inches)	0.75	1	1.25	**2**	3	4	5	6
Well Capacity (gallons per foot)	0.02	0.04	0.06	**0.16**	0.37	0.65	1.02	1.47

One Well Volume (gallons):	**1.50**	Three Well Volumes (gallons):	**4.50**

WELL PURGING INFORMATION

Purging Method: **Low flow, low stress with peristaltic pump and Teflon lined polyethylene tubing**

Depth of Pump Intake from TOC (feet): **7**

Start Time: **8:20**

Time	Gallons Purged	Water Level (feet)	pH	Specific Conductance (mS/cm)	Turbidity (NTUs)	Temperature (°C)	DO (mg/L)	ORP (mV)
8:37	1.00	4.68	6.30	0.424	6.84	20.12	0.00	-26
8:49	2.00	4.95	6.29	0.421	4.90	20.14	0.00	-25
9:00	2.50	5.42	6.28	0.394	7.72	20.23	0.00	-17
9:10	3.00	5.68	6.25	0.376	5.43	20.65	0.00	-7
9:20	3.50	5.75	6.26	0.376	5.48	20.46	0.00	-7
9:30	4.00	5.86	6.25	0.373	4.52	20.73	0.00	-4
9:40	4.50	5.88	6.26	0.373	4.78	20.75	0.00	-4

Purged Volume (gallons):	**4.50**	Purge Time (minutes):	**80**	Pumping Rate (gallons per minute):	**0.06**

WELL SAMPLING INFORMATION

Method of Sampling: **Sample collected directly from tubing using "soda straw" method**

Decontamination Procedures: **N/A - single-use tubing**

Sample ID	Time	Container	Preservative	Analyses
MW-14	**9:43**	**40 mL (2)**	**hydrochloric acid**	**volatile organic compounds**

Sample Transport Container and Preservation: **Cooler and ice**

Sample Destination: **Analytical Environmental Services, Inc. in Atlanta, Georgia**

Sample Delivery Method and Courier: **Peachtree personnel**

Chain of Custody Completed: **Yes**

Monitoring Well Purging & Sampling Information

Peachtree Project:	**Thomasville National Bank**	Project No.:	**3151**	Date:	**12/11/2018**
Peachtree Personnel:	**Daniel Barfield**				

WELL INFORMATION

Well Identification No:	**MW-15**	Location:	**Thomasville, Thomas County, Georgia**
Well Diameter (inches):	**2**	Well Construction:	**Schedule 40 PVC**
Total Well Depth from TOC (feet):	**32**	Screened Interval from TOC (feet):	**29-34**
Depth to Water from TOC (feet):	**24.14**		
Length of Static Water Column (feet):	**9.86**		

WELL OBSERVATIONS

General Condition of Well:	**good**	General Condition of Surrounding Area:	**good**
LNAPL Observation/Thickness:	**none**	Method of Measure:	**EWL**

Well Volume = Length of Static Water Column x Well Capacity

Well Diameter (inches)	0.75	1	1.25	**2**	3	4	5	6
Well Capacity (gallons per foot)	0.02	0.04	0.06	**0.16**	0.37	0.65	1.02	1.47

One Well Volume (gallons):	**1.58**	Three Well Volumes (gallons):	**4.74**

WELL PURGING INFORMATION

Purging Method: **Low flow, low stress with peristaltic pump and Teflon lined polyethylene tubing**

Depth of Pump Intake from TOC (feet): **26**

Start Time: **16:25**

Time	Gallons Purged	Water Level (feet)	pH	Specific Conductance (mS/cm)	Turbidity (NTUs)	Temperature (°C)	DO (mg/L)	ORP (mV)
16:54	1.00	24.42	6.64	0.364	30.20	20.24	7.33	-62
17:05	1.50	24.43	6.62	0.359	27.30	19.47	4.70	-62
17:17	2.00	24.43	6.58	0.354	21.90	18.88	3.08	-60
17:28	2.50	24.45	6.56	0.350	20.00	18.71	2.81	-60
17:36	3.00	24.45	6.56	0.349	18.70	18.60	2.62	-63
17:46	3.50	24.45	6.53	0.349	12.60	18.56	2.27	-63
17:55	4.00	24.49	6.54	0.349	11.40	18.54	2.18	-63
18:02	4.50	24.53	6.54	0.349	11.00	18.36	2.20	-63
18:07	4.75	24.53	6.55	0.349	9.73	18.34	2.20	-63

Purged Volume (gallons):	**4.75**	Purge Time (minutes):	**102**	Pumping Rate (gallons per minute):	**0.05**

Method of Sampling: **Sample collected directly from tubing using "soda straw" method**

Decontamination Procedures: **N/A - single-use tubing**

Sample ID	Time	Container	Preservative	Analyses
MW-15	**18:08**	**40 mL (2)**	**hydrochloric acid**	**volatile organic compounds**

Sample Transport Container and Preservation:	**Cooler and ice**
Sample Destination:	**Analytical Environmental Services, Inc. in Atlanta, Georgia**
Sample Delivery Method and Courier:	**Peachtree personnel**
Chain of Custody Completed:	**Yes**

Monitoring Well Purging & Sampling Information

Peachtree Project:	**Thomasville National Bank**	Project No.:	**3151**	Date:	**12/12/2018**
Peachtree Personnel:	**Daniel Barfield**				

WELL INFORMATION

Well Identification No:	**MW-16**	Location:	**Thomasville, Thomas County, Georgia**
Well Diameter (inches):	**2**	Well Construction:	**Schedule 40 PVC**
Total Well Depth from TOC (feet):	**30**	Screened Interval from TOC (feet):	**20-30**
Depth to Water from TOC (feet):	**23.00**		
Length of Static Water Column (feet):	**7.00**		

WELL OBSERVATIONS

General Condition of Well:	**good**	General Condition of Surrounding Area:	**good**
LNAPL Observation/Thickness:	**none**	Method of Measure:	**EWL**

Well Volume = Length of Static Water Column x Well Capacity

Well Diameter (inches)	0.75	1	1.25	**2**	3	4	5	6
Well Capacity (gallons per foot)	0.02	0.04	0.06	**0.16**	0.37	0.65	1.02	1.47

One Well Volume (gallons):	**1.12**	Three Well Volumes (gallons):	**3.36**

WELL PURGING INFORMATION

Purging Method: **Low flow, low stress with peristaltic pump and Teflon lined polyethylene tubing**

Depth of Pump Intake from TOC (feet): **25**

Start Time: **8:20**

Time	Gallons Purged	Water Level (feet)	pH	Specific Conductance (mS/cm)	Turbidity (NTUs)	Temperature (°C)	DO (mg/L)	ORP (mV)
8:35	1.00	23.10	6.41	0.352	19.20	22.28	0.95	-71
8:40	1.50	23.10	6.39	0.346	14.30	22.07	0.94	-65
8:45	2.00	23.10	6.39	0.344	12.20	21.71	0.94	-61
8:50	2.50	23.10	6.41	0.348	10.20	21.37	0.93	-65
8:55	3.00	23.10	6.42	0.350	9.09	21.06	0.93	-66
9:00	3.50	23.10	6.42	0.351	9.09	20.55	0.93	-75

Purged Volume (gallons):	**3.50**	Purge Time (minutes):	**40**	Pumping Rate (gallons per minute):	**0.09**

WELL SAMPLING INFORMATION

Method of Sampling: **Sample collected directly from tubing using "soda straw" method**

Decontamination Procedures: **N/A - single-use tubing**

Sample ID	Time	Container	Preservative	Analyses
MW-16	**9:05**	**40 mL (2)**	**hydrochloric acid**	**volatile organic compounds**

Sample Transport Container and Preservation:	**Cooler and ice**
Sample Destination:	**Analytical Environmental Services, Inc. in Atlanta, Georgia**
Sample Delivery Method and Courier:	**Peachtree personnel**
Chain of Custody Completed:	**Yes**

Monitoring Well Purging & Sampling Information

Peachtree Project:	**Thomasville National Bank**	Project No.: **3151**	Date: **12/12/2018**
Peachtree Personnel:	**Larry Carter**		

WELL INFORMATION

Well Identification No:	**MW-17**	Location:	**Thomasville, Thomas County, Georgia**
Well Diameter (inches):	**2**	Well Construction:	**Schedule 40 PVC**
Total Well Depth from TOC (feet):	**29.0**	Screened Interval from TOC (feet):	**19-29**
Depth to Water from TOC (feet):	**23.82**		
Length of Static Water Column (feet):	**5.18**		

WELL OBSERVATIONS

General Condition of Well:	**good**	General Condition of Surrounding Area:	**good**
LNAPL Observation/Thickness:	**none**	Method of Measure:	**EWL**

Well Volume = Length of Static Water Column x Well Capacity

Well Diameter (inches)	0.75	1	1.25	**2**	3	4	5	6
Well Capacity (gallons per foot)	0.02	0.04	0.06	**0.16**	0.37	0.65	1.02	1.47

One Well Volume (gallons):	**0.83**	Three Well Volumes (gallons):	**2.50**

WELL PURGING INFORMATION

Purging Method: **Low flow, low stress with peristaltic pump and Teflon lined polyethylene tubing**

Depth of Pump Intake from TOC (feet): **24.5**

Start Time: **13:28**

Time	Gallons Purged	Water Level (feet)	pH	Specific Conductance (mS/cm)	Turbidity (NTUs)	Temperature (°C)	DO (mg/L)	ORP (mV)
13:46	0.50	23.83	5.96	0.269	0.01	20.32	0.01	1
13:51	0.75	23.83	5.97	0.271	0.05	20.32	0.00	-1
13:59	1.00	23.83	6.02	0.280	0.04	20.23	0.00	-13
14:05	1.25	23.83	6.04	0.283	0.05	20.06	0.00	-22
14:12	1.50	23.83	6.05	0.286	0.02	19.99	0.00	-25
14:19	1.8	23.83	6.07	0.289	0.07	19.81	0.00	-31
14:26	2.0	23.83	6.12	0.307	0.02	19.69	0.00	-43
14:33	2.3	23.83	6.12	0.307	0.02	19.69	0.00	-43
14:39	2.5	23.83	6.11	0.307	0.02	19.53	0.00	-45

Purged Volume (gallons):	**2.50**	Purge Time (minutes):	**71**	Pumping Rate (gallons per minute):	**0.04**

WELL SAMPLING INFORMATION

Method of Sampling: **Sample collected directly from tubing using "soda straw" method**

Decontamination Procedures: **N/A - single-use tubing**

Sample ID	Time	Container	Preservative	Analyses
MW-17	**14:41**	**40 mL (2)**	**hydrochloric acid**	**volatile organic compounds**

Sample Transport Container and Preservation:	**Cooler and ice**
Sample Destination:	**Analytical Environmental Services, Inc. in Atlanta, Georgia**
Sample Delivery Method and Courier:	**Peachtree personnel**
Chain of Custody Completed:	**Yes**

Monitoring Well Purging & Sampling Information

Peachtree Project:	**Thomasville National Bank**	Project No.:	**3151**	Date:	**12/12/2018**
Peachtree Personnel:	**Daniel Barfield**				

WELL INFORMATION

Well Identification No:	**MW-18**	Location:	**Thomasville, Thomas County, Georgia**
Well Diameter (inches):	**2**	Well Construction:	**Schedule 40 PVC**
Total Well Depth from TOC (feet):	**30**	Screened Interval from TOC (feet):	**20-30**
Depth to Water from TOC (feet):	**23.26**		
Length of Static Water Column (feet):	**6.74**		

WELL OBSERVATIONS

General Condition of Well:	**good**	General Condition of Surrounding Area:	**good**
LNAPL Observation/Thickness:	**none**	Method of Measure:	**EWL**

Well Volume = Length of Static Water Column x Well Capacity * **old oil smell**

Well Diameter (inches)	0.75	1	1.25	**2**	3	4	5	6
Well Capacity (gallons per foot)	0.02	0.04	0.06	**0.16**	0.37	0.65	1.02	1.47

One Well Volume (gallons):	**1.08**	Three Well Volumes (gallons):	**3.24**

WELL PURGING INFORMATION

Purging Method: **Low flow, low stress with peristaltic pump and Teflon lined polyethylene tubing**

Depth of Pump Intake from TOC (feet): **25**

Start Time: **15:10**

Time	Gallons Purged	Water Level (feet)	pH	Specific Conductance (mS/cm)	Turbidity (NTUs)	Temperature (°C)	DO (mg/L)	ORP (mV)
15:15	1.00	23.29	6.69	0.542	9.50	23.70	1.14	_92
15:20	1.50	23.30	6.69	0.540	8.00	23.80	1.07	-95
15:24	2.00	23.31	6.68	0.542	7.71	23.90	0.97	-100
15:28	2.50	23.31	6.69	0.540	7.52	23.97	0.93	-103
15:32	3.00	23.31	6.69	0.541	7.44	24.00	0.93	-106
15:36	3.50	23.31	6.70	0.542	7.29	23.96	0.94	-110

Purged Volume (gallons):	**3.50**	Purge Time (minutes):	**26**	Pumping Rate (gallons per minute):	**0.13**

.

Method of Sampling: **Sample collected directly from tubing using "soda straw" method**

Decontamination Procedures: **N/A - single-use tubing**

Sample ID	Time	Container	Preservative	Analyses
MW-18	**15:40**	**40 mL (2)**	**hydrochloric acid**	**volatile organic compounds**

Sample Transport Container and Preservation:	**Cooler and ice**
Sample Destination:	**Analytical Environmental Services, Inc. in Atlanta, Georgia**
Sample Delivery Method and Courier:	**Peachtree personnel**
Chain of Custody Completed:	**Yes**

Monitoring Well Purging & Sampling Information

Peachtree Project:	**Thomasville National Bank**	Project No.: **3151**	Date: **12/12/2018**
Peachtree Personnel:	**Daniel Barfield**		

WELL INFORMATION

Well Identification No:	**MW-19**	Location:	**Thomasville, Thomas County, Georgia**
Well Diameter (inches):	**1**	Well Construction:	**Schedule 40 PVC**
Total Well Depth from TOC (feet):	**32**	Screened Interval from TOC (feet):	**22-32**
Depth to Water from TOC (feet):	**24.61**		
Length of Static Water Column (feet):	**7.39**		

WELL OBSERVATIONS

General Condition of Well:	**good**	General Condition of Surrounding Area:	**good**
LNAPL Observation/Thickness:	**none**	Method of Measure:	**EWL**

Well Volume = Length of Static Water Column x Well Capacity

Well Diameter (inches)	0.75	**1**	1.25	2	3	4	5	6
Well Capacity (gallons per foot)	0.02	**0.04**	0.06	0.16	0.37	0.65	1.02	1.47

One Well Volume (gallons):	**0.30**	Three Well Volumes (gallons):	**0.90**

WELL PURGING INFORMATION

Purging Method: **Low flow low stress with peristaltic pump and polyethylene tubing**

Depth of Pump Intake from TOC (feet): **26**

Start Time: **7:18**

Time	Gallons Purged	Water Level (feet)	pH	Specific Conductance (mS/cm)	Turbidity (NTUs)	Temperature (°C)	DO (mg/L)	ORP (mV)
7:25	0.25	24.97	5.02	0.144	32.60	13.56	8.09	432
7:31	0.50	24.97	5.03	0.146	16.20	14.06	4.70	112
7:38	0.75	24.99	5.03	0.145	10.30	15.29	2.04	112
7:45	1.00	25.00	5.05	0.143	8.94	15.81	1.67	112
7:51	1.25	25.00	5.05	0.142	8.05	15.73	1.48	112
7:56	1.5	25.00	5.05	0.142	8.09	15.88	1.33	112

Purged Volume (gallons):	**1.50**	Purge Time (minutes):	**38**	Pumping Rate (gallons per minute):	**0.04**

WELL SAMPLING INFORMATION

Method of Sampling: **Sample collected directly from tubing using "soda straw" method**

Decontamination Procedures: **N/A - single-use tubing**

Sample ID	Time	Container	Preservative	Analyses
MW-19	**8:00**	**40 mL (2)**	**hydrochloric acid**	**volatile organic compounds**

Sample Transport Container and Preservation:	**Cooler and ice**
Sample Destination:	**Analytical Environmental Services, Inc. in Atlanta, Georgia**
Sample Delivery Method and Courier:	**Peachtree personnel**
Chain of Custody Completed:	**Yes**

Monitoring Well Purging & Sampling Information

Peachtree Project:	**Thomasville National Bank**	Project No.: **3151**	6/6/2018 **12/12/2018**
Peachtree Personnel:	**Daniel Barfield**		

WELL INFORMATION

Well Identification No:	**MW-21**	Location:	**Thomasville, Thomas County, Georgia**
Well Diameter (inches):	**1**	Well Construction:	**Schedule 40 PVC**
Total Well Depth from TOC (feet):	**35**	Screened Interval from TOC (feet):	**25-35**
Depth to Water from TOC (feet):	**23.97**		
Length of Static Water Column (feet):	**11.03**		

WELL OBSERVATIONS

General Condition of Well:	**good**	General Condition of Surrounding Area:	**good**
LNAPL Observation/Thickness:	**none**	Method of Measure:	**EWL**

Well Volume = Length of Static Water Column x Well Capacity

Well Diameter (inches)	0.75	**1**	1.25	2	3	4	5	6
Well Capacity (gallons per foot)	0.02	**0.04**	0.06	0.16	0.37	0.65	1.02	1.47

One Well Volume (gallons):	**0.44**	Three Well Volumes (gallons):	**1.32**

WELL PURGING INFORMATION

Purging Method: **Low flow, low stress with peristaltic pump and Teflon lined polyethylene tubing**

Depth of Pump Intake from TOC (feet): **25.5**

Start Time: **9:32**

Time	Gallons Purged	Water Level (feet)	pH	Specific Conductance (mS/cm)	Turbidity (NTUs)	Temperature (°C)	DO (mg/L)	ORP (mV)
9:40	0.25	24.18	6.41	0.351	35.60	16.07		
9:44	0.50	24.18	6.43	0.346	26.00	16.27		
9:48	0.75	24.20	6.41	0.336	15.20	16.60		
9:52	1.00	24.20	6.38	0.329	12.70	17.02		
9:56	1.25	24.20	6.33	0.327	11.90	17.22		
10:01	1.5	24.20	6.26	0.320	11.90	17.34		
10:05	1.8	24.20	6.10	0.319	10.40	17.39		
10:10	2.0	24.20	6.08	0.319	9.38	17.49		
10:15	2.25	24.20	6.07	0.319	9.21	17.82		

Purged Volume (gallons):	**2.25**	Purge Time (minutes):	**43**	Pumping Rate (gallons per minute):	**0.05**

WELL SAMPLING INFORMATION

Method of Sampling: **Sample collected directly from tubing using "soda straw" method**

Decontamination Procedures: **N/A - single-use tubing**

Sample ID	Time	Container	Preservative	Analyses
MW-21	**10:20**	**40 mL (2)**	**hydrochloric acid**	**volatile organic compounds**

Sample Transport Container and Preservation:	**Cooler and ice**
Sample Destination:	**Analytical Environmental Services, Inc. in Atlanta, Georgia**
Sample Delivery Method and Courier:	**Peachtree personnel**
Chain of Custody Completed:	**Yes**

Monitoring Well Purging & Sampling Information

Peachtree Project:	**Thomasville National Bank**	Project No.: **3151**	6/6/2018 **12/12/2018**
Peachtree Personnel:	**Daniel Barfield**		

WELL INFORMATION

Well Identification No:	**MW-22**	Location:	**Thomasville, Thomas County, Georgia**
Well Diameter (inches):	**1**	Well Construction:	**Schedule 40 PVC**
Total Well Depth from TOC (feet):	**30**	Screened Interval from TOC (feet):	**20-30**
Depth to Water from TOC (feet):	**24.15**		
Length of Static Water Column (feet):	**5.85**		

WELL OBSERVATIONS

General Condition of Well:	**good**	General Condition of Surrounding Area:	**good**
LNAPL Observation/Thickness:	**none**	Method of Measure:	**EWL**

Well Volume = Length of Static Water Column x Well Capacity

Well Diameter (inches)	0.75	**1**	1.25	2	3	4	5	6
Well Capacity (gallons per foot)	0.02	**0.04**	0.06	0.16	0.37	0.65	1.02	1.47

One Well Volume (gallons):	**0.23**	Three Well Volumes (gallons):	**0.69**

WELL PURGING INFORMATION

Purging Method: **Low flow, low stress with peristaltic pump and Teflon lined polyethylene tubing**

Depth of Pump Intake from TOC (feet): **25**

Start Time: **10:47**

Time	Gallons Purged	Water Level (feet)	pH	Specific Conductance (mS/cm)	Turbidity (NTUs)	Temperature (°C)	DO (mg/L)	ORP (mV)
10:54	0.25	24.65	5.96	0.202	99.00	20.46	6.60	61
11:01	0.50	24.69	6.05	0.219	46.70	20.66	3.32	64
11:09	0.75	24.62	6.21	0.248	33.70	21.00	1.07	2
11:17	1.00	24.62	6.24	0.251	29.60	21.09	0.95	-9
11:24	1.25	24.62	6.25	0.255	27.50	21.30	0.85	-16
11:31	1.50	24.62	6.26	0.257	26.20	21.56	0.79	-22
11:38	1.75	24.62	6.26	0.257	25.40	21.65	0.83	-26
11:45	2.00	24.62	6.26	0.257	25.40	21.75	0.78	-29

Purged Volume (gallons):	**2.00**	Purge Time (minutes):	**58**	Pumping Rate (gallons per minute):	**0.03**

WELL SAMPLING INFORMATION

Method of Sampling: **Sample collected directly from tubing using "soda straw" method**

Decontamination Procedures: **N/A - single-use tubing**

Sample ID	Time	Container	Preservative	Analyses
MW-21	**11:50**	**40 mL (2)**	**hydrochloric acid**	**volatile organic compounds**

Sample Transport Container and Preservation: **Cooler and ice**

Sample Destination: **Analytical Environmental Services, Inc. in Atlanta, Georgia**

Sample Delivery Method and Courier: **Peachtree personnel**

Chain of Custody Completed: **Yes**

Monitoring Well Purging & Sampling Information

Peachtree Project:	**Thomasville National Bank**	Project No.: **3151**	6/6/2018 **12/12/2018**
Peachtree Personnel:	**Larry Carter**		

WELL INFORMATION

Well Identification No:	**MW-23**	Location:	**Thomasville, Thomas County, Georgia**
Well Diameter (inches):	**1**	Well Construction:	**Schedule 40 PVC**
Total Well Depth from TOC (feet):	**30**	Screened Interval from TOC (feet):	**20-30**
Depth to Water from TOC (feet):	**23.85**		
Length of Static Water Column (feet):	**6.15**		

WELL OBSERVATIONS

General Condition of Well:	**good**	General Condition of Surrounding Area:	**good**
LNAPL Observation/Thickness:	**none**	Method of Measure:	**EWL**

Well Volume = Length of Static Water Column x Well Capacity

Well Diameter (inches)	0.75	**1**	1.25	2	3	4	5	6
Well Capacity (gallons per foot)	0.02	**0.04**	0.06	0.16	0.37	0.65	1.02	1.47

One Well Volume (gallons):	**0.25**	Three Well Volumes (gallons):	**0.74**

WELL PURGING INFORMATION

Purging Method: **Low flow, low stress with peristaltic pump and Teflon lined polyethylene tubing**

Depth of Pump Intake from TOC (feet): **25**

Start Time: **10:32**

Time	Gallons Purged	Water Level (feet)	pH	Specific Conductance (mS/cm)	Turbidity (NTUs)	Temperature (°C)	DO (mg/L)	ORP (mV)
10:43	0.10	24.06	5.96	0.232	12.50	22.10	0.00	-37
10:46	0.20	24.05	5.94	0.225	7.30	22.70	0.00	-32
10:49	0.40	24.02	5.92	0.218	5.18	22.70	0.00	-30
10:52	0.50	24.00	5.91	0.214	3.50	22.86	0.00	-28
10:57	0.60	24.00	5.90	0.210	2.02	22.93	0.00	-27
11:04	0.75	24.00	5.91	0.209	1.11	22.85	0.00	-20

Purged Volume (gallons):	**0.75**	Purge Time (minutes):	**32**	Pumping Rate (gallons per minute):	**0.02**

WELL SAMPLING INFORMATION

Method of Sampling: **Sample collected directly from tubing using "soda straw" method**

Decontamination Procedures: **N/A - single-use tubing**

Sample ID	Time	Container	Preservative	Analyses
MW-21	**11:06**	**40 mL (2)**	**hydrochloric acid**	**volatile organic compounds**

Sample Transport Container and Preservation:	**Cooler and ice**
Sample Destination:	**Analytical Environmental Services, Inc. in Atlanta, Georgia**
Sample Delivery Method and Courier:	**Peachtree personnel**
Chain of Custody Completed:	**Yes**

Monitoring Well Purging & Sampling Information

Peachtree Project:	**Thomasville National Bank**	Project No.:	**3151**	Date:	**12/12/2018**
Peachtree Personnel:	**Daniel Barfield**				

WELL INFORMATION

Well Identification No:	**MW-24**	Location:	**Thomasville, Thomas County, Georgia**
Well Diameter (inches):	**1**	Well Construction:	**Schedule 40 PVC**
Total Well Depth from TOC (feet):	**30**	Screened Interval from TOC (feet):	**20-30**
Depth to Water from TOC (feet):	**23.90**		
Length of Static Water Column (feet):	**6.10**		

WELL OBSERVATIONS

General Condition of Well:	**good**	General Condition of Surrounding Area:	**good**
LNAPL Observation/Thickness:	**none**	Method of Measure:	**EWL**

Well Volume = Length of Static Water Column x Well Capacity

Well Diameter (inches)	0.75	**1**	1.25	2	3	4	5	6
Well Capacity (gallons per foot)	0.02	**0.04**	0.06	0.16	0.37	0.65	1.02	1.47

One Well Volume (gallons):	**0.24**	Three Well Volumes (gallons):	**0.72**

WELL PURGING INFORMATION

Purging Method: **Low flow, low stress with peristaltic pump and Teflon lined polyethylene tubing**

Depth of Pump Intake from TOC (feet): **25.5**

Start Time: **13:22**

Time	Gallons Purged	Water Level (feet)	pH	Specific Conductance (mS/cm)	Turbidity (NTUs)	Temperature (°C)	DO (mg/L)	ORP (mV)
13:35	0.25	24.70	5.94	0.229	239.00	22.67	9.34	117
13:43	0.50	24.35	6.01	0.237	200.00	22.48	4.29	116
13:52	0.75	24.50	5.94	0.238	75.00	22.41	2.47	119
14:00	1.00	24.46	5.91	0.239	50.40	22.43	1.56	155
14:10	1.25	24.38	5.90	0.238	44.40	22.24	1.11	125
14:20	1.50	24.40	5.89	0.236	41.60	21.88	1.02	129
14:27	1.75	24.44	5.89	0.237	23.20	21.85	0.97	132
14:36	2.00	24.41	5.90	0.239	14.70	21.91	0.81	136
14:44	2.25	24.41	5.90	0.239	12.10	21.98	0.79	137

Purged Volume (gallons):	**2.25**	Purge Time (minutes):	**82**	Pumping Rate (gallons per minute):	**0.03**

Method of Sampling: **Sample collected directly from tubing using "soda straw" method**

Decontamination Procedures: **N/A - single-use tubing**

Sample ID	Time	Container	Preservative	Analyses
MW-24	**14:50**	**40 mL (2)**	**hydrochloric acid**	**volatile organic compounds**

Sample Transport Container and Preservation: **Cooler and ice**

Sample Destination: **Analytical Environmental Services, Inc. in Atlanta, Georgia**

Sample Delivery Method and Courier: **Peachtree personnel**

Chain of Custody Completed: **Yes**

PEACHTREE ENVIRONMENTAL

APPENDIX F

December 2018 Groundwater Analytical Results

ANALYTICAL ENVIRONMENTAL SERVICES, INC.

AES

December 21, 2018

Larry Carter
Peachtree Environmental

3000 Northwoods Parkway, Suite 105
Norcross GA 30071

RE: Thomasville National Bank (TNB)

Dear Larry Carter: Order No: 1812F09

Analytical Environmental Services, Inc. received 18 samples on 12/13/2018 4:26:00 PM for the analyses presented in following report.

No problems were encountered during the analyses. Additionally, all results for the associated Quality Control samples were within EPA and/or AES established limits. Any discrepancies associated with the analyses contained herein will be noted and submitted in the form of a project Case Narrative.
AES's accreditations are as follows:
-NELAP/State of Florida Laboratory ID E87582 for analysis of Non-Potable Water, Solid & Chemical Materials, Air & Emissions Volatile Organics, and Drinking Water Microbiology & Metals, effective 07/01/18-06/30/19.
State of Georgia, Department of Natural Resources ID #800 for analysis of Drinking Water Metals, effective 07/01/18-06/30/19 and Total Coliforms/ E. coli, effective 04/25/17-04/24/20.
-AIHA-LAP, LLC Laboratory ID: 100671 for Industrial Hygiene samples (Organics, Metals, PCM Asbestos, Gravimetric), Environmental Lead (Paint, Soil, Dust Wipes, Air), and Environmental Microbiology (Fungal) Direct Examination, effective until 11/01/19.
These results relate only to the items tested. This report may only be reproduced in full.

If you have any questions regarding these test results, please feel free to call.

Sincerely,

Paris Masoudi

Project Manager

3080 Presidential Drive • Atlanta, Georgia 30340 • Tel: 770.457.8177 • Fax: 770.457.8188 • Toll Free: 800.972.4889
www.aesatlanta.com

ANALYTICAL ENVIRONMENTAL SERVICES, INC.
3080 Presidential Drive Atlanta, GA 30340-3704
Phone: (770) 457-8177 / Toll-Free: (800) 972-4889 / Fax: (770) 457-8188

AES

CHAIN OF CUSTODY

Work Order: 1812F09

Date: 12/11/18 Page 1 of 2

COMPANY: Peachtree Environmental

ADDRESS: 1670 Oakbrook Drive Suite 365 Norcross, GA 30093

PHONE: 404/314-8833

EMAIL: lcanter@peachtreeenvironmental.com

SAMPLED BY: Larry Canter Daniel Banfield

SIGNATURE:

ANALYSIS REQUESTED: VOCs

Visit our website www.aesatlanta.com for downloadable COCs and to log in to your AESAccess account.

#	SAMPLE ID	SAMPLED DATE	SAMPLED TIME	GRAB	COMPOSITE	MATRIX (see codes)	PRESERVATION (see codes)	REMARKS	Number of Containers
1	mw-2	12/12/18	1006	X		GW			2
2	mw-3	12/12/18	0832						2
3	mw-5	12/11/18	1753						2
4	mw-6	12/12/18	1552						2
5	mw-7	12/13/18	1020						2
6	mw-12	12/13/18	1129						2
7	mw-14	12/13/18	0943						2
8	mw-15	12/11/18	1808						2
9	mw-16	12/12/18	0905						2
10	mw-17	12/12/18	~~1444~~ 1441						2
11	mw-18	12/12/18	~~1444~~ 1540						2
12	mw-19	12/12/18	0800						2
13	mw-21	12/12/18	1020						2
14	mw-22	12/12/18	1150						2

RELINQUISHED BY:	DATE/TIME:	RECEIVED BY:	DATE/TIME:
1.	12/13/18 1138	1.	12/13/18 1138
2.	12/13/18 16:26	2.	12.13.18 1626
3.		3.	

SPECIAL INSTRUCTIONS/COMMENTS:

SHIPMENT METHOD
OUT: / / VIA:
IN: / / VIA:
Client FedEx UPS US mail courier Greyhound
other: _____

PROJECT INFORMATION
PROJECT NAME: Thomasville National Bank (THB)
PROJECT #: 3151
SITE ADDRESS: Thomasville
SEND REPORT TO: larry@peachtreeenvironmental
INVOICE TO: (IF DIFFERENT FROM ABOVE)
QUOTE #: _____ PO#: _____

RECEIPT
Total # of Containers

Turnaround Time (TAT) Request
☒ Standard 5 Business Days
☐ 2 Business Day Rush
☐ Next Business Day Rush
☐ Same-Day Rush (auth req.)
☐ Other _____

STATE PROGRAM (if any): _____
E-mail? ☐ Fax? ☐
DATA PACKAGE: I ○ II ○ III ○ IV ○

Submission of samples to the laboratory constitutes acceptance of AES's Terms & Conditions. Samples received after 3PM or on Saturday are considered as received the following business day. If no TAT is marked on COC, AES will proceed with standard TAT. Samples are disposed of 30 days after completion of report unless other arangements are made.

Matrix Codes: A = Air GW = Groundwater SE = Sediment SO = Soil SW = Surface Water WW = Waste Water W = Water (Blanks) DW = Drinking Water (Blanks) O = Other (specify)

Preservative Codes: H+I = Hydrochloric acid + ice I = Ice only N = Nitric acid S+I = Sulfuric acid + ice S/M+I = Sodium Bisulfate/Methanol + ice O = Other (specify) NA = None

White Copy - Original; Yellow Copy - Client

ANALYTICAL ENVIRONMENTAL SERVICES, INC.
3080 Presidential Drive Atlanta, GA 30340-3704
Phone: (770) 457-8177 / Toll-Free: (800) 972-4889 / Fax: (770) 457-8188

AES

CHAIN OF CUSTODY

Work Order: 1812F09

Date: 12/13/18 Page 2 of 2

COMPANY: Peachtree Environmental

ADDRESS: 1670 Oakbrook Drive Suite 365 Norcross GA 30093

PHONE: 404/314-8833

EMAIL: larry@peachtreeenvironmental.com

SAMPLED BY: Larry Cantry Daniel Ranfield

SIGNATURE:

ANALYSIS REQUESTED: VOCs

Visit our website www.aesatlanta.com for downloadable COCs and to log in to your AESAccess account.

#	SAMPLE ID	SAMPLED DATE	SAMPLED TIME	GRAB	COMPOSITE	MATRIX (see codes)	VOCs	REMARKS	Number of Containers
1	MW-23	12/12/18	1106	X		GW	X		2
2	MW-21	12/12/18	1450	X		GW	X		2
3	DRUM	12/13/18	1045	X		GW	X		2
4	TRIP BLANK								2
5									
6									
7									
8									
9									
10									
11									
12									
13									
14									

PRESERVATION (see codes)

RELINQUISHED BY:	DATE/TIME:	RECEIVED BY:	DATE/TIME:
1. Larry Cantry	12/13/18 1138	1.	12/13/18 1138
2.	12/13/18 1626	2. JMY	12-13-18 1626
3.		3.	

SPECIAL INSTRUCTIONS/COMMENTS:

SHIPMENT METHOD
OUT: / / VIA:
IN: / / VIA:
Client FedEx UPS US mail courier Greyhound
other: _____

PROJECT INFORMATION
PROJECT NAME: TMB
PROJECT #: 3151
SITE ADDRESS: Thomasville
SEND REPORT TO: larry@peachtreeenvironmental.com
INVOICE TO:
(IF DIFFERENT FROM ABOVE)
QUOTE #: _____ PO#: _____

RECEIPT
Total # of Containers

Turnaround Time (TAT) Request
☒ Standard 5 Business Days
☐ 2 Business Day Rush
☐ Next Business Day Rush
☐ Same-Day Rush (auth req.)
☐ Other _____

STATE PROGRAM (if any): _____
E-mail? ☐ Fax? ☐
DATA PACKAGE: I ○ II ○ III ○ IV ○

Submission of samples to the laboratory constitutes acceptance of AES's Terms & Conditions. Samples received after 3PM or on Saturday are considered as received the following business day. If no TAT is marked on COC, AES will proceed with standard TAT. Samples are disposed of 30 days after completion of report unless other arangements are made.

Matrix Codes: A = Air GW = Groundwater SE = Sediment SO = Soil SW = Surface Water WW = Waste Water W = Water (Blanks) DW = Drinking Water (Blanks) O = Other (specify)

Preservative Codes: H+I = Hydrochloric acid + ice I = Ice only N = Nitric acid S+I = Sulfuric acid + ice S/M+I = Sodium Bisulfate/Methanol + ice O = Other (specify) NA = None

White Copy - Original; Yellow Copy - Client

Client: Peachtree Environmental
Project: Thomasville National Bank (TNB)
Lab ID: 1812F09

Case Narrative

Volatile Organic Compounds Analysis by Method 8260B:

RPD value for cis-1,2-Dichloroethene, Methylcyclohexane,Tetrachloroethene, & Trichloroethene on QC sample 1812F09-002ADUP was outside advisory control limits due to suspected non-homogeneous sample matrix. All percent recoveries were within control limits.

Analytical Environmental Services, Inc **Date:** 21-Dec-18

Client:	Peachtree Environmental	**Client Sample ID:**	MW-2
Project Name:	Thomasville National Bank (TNB)	**Collection Date:**	12/12/2018 10:06:00 AM
Lab ID:	1812F09-001	**Matrix:**	Groundwater

Analyses	Result	Reporting Limit	Qual	Units	BatchID	Dilution Factor	Date Analyzed	Analyst
TCL VOLATILE ORGANICS SW8260B				**(SW5030B)**				
1,1,1-Trichloroethane	BRL	5.0		ug/L	271777	1	12/18/2018 18:01	JB
1,1,2,2-Tetrachloroethane	BRL	5.0		ug/L	271777	1	12/18/2018 18:01	JB
1,1,2-Trichloroethane	BRL	5.0		ug/L	271777	1	12/18/2018 18:01	JB
1,1-Dichloroethane	BRL	5.0		ug/L	271777	1	12/18/2018 18:01	JB
1,1-Dichloroethene	BRL	5.0		ug/L	271777	1	12/18/2018 18:01	JB
1,2,4-Trichlorobenzene	BRL	5.0		ug/L	271777	1	12/18/2018 18:01	JB
1,2-Dibromo-3-chloropropane	BRL	5.0		ug/L	271777	1	12/18/2018 18:01	JB
1,2-Dibromoethane	BRL	5.0		ug/L	271777	1	12/18/2018 18:01	JB
1,2-Dichlorobenzene	BRL	5.0		ug/L	271777	1	12/18/2018 18:01	JB
1,2-Dichloroethane	BRL	5.0		ug/L	271777	1	12/18/2018 18:01	JB
1,2-Dichloropropane	BRL	5.0		ug/L	271777	1	12/18/2018 18:01	JB
1,3-Dichlorobenzene	BRL	5.0		ug/L	271777	1	12/18/2018 18:01	JB
1,4-Dichlorobenzene	BRL	5.0		ug/L	271777	1	12/18/2018 18:01	JB
2-Butanone	BRL	50		ug/L	271777	1	12/18/2018 18:01	JB
2-Hexanone	BRL	10		ug/L	271777	1	12/18/2018 18:01	JB
4-Methyl-2-pentanone	BRL	10		ug/L	271777	1	12/18/2018 18:01	JB
Acetone	69	50		ug/L	271777	1	12/18/2018 18:01	JB
Benzene	BRL	5.0		ug/L	271777	1	12/18/2018 18:01	JB
Bromodichloromethane	BRL	5.0		ug/L	271777	1	12/18/2018 18:01	JB
Bromoform	BRL	5.0		ug/L	271777	1	12/18/2018 18:01	JB
Bromomethane	BRL	5.0		ug/L	271777	1	12/18/2018 18:01	JB
Carbon disulfide	7.9	5.0		ug/L	271777	1	12/18/2018 18:01	JB
Carbon tetrachloride	BRL	5.0		ug/L	271777	1	12/18/2018 18:01	JB
Chlorobenzene	BRL	5.0		ug/L	271777	1	12/18/2018 18:01	JB
Chloroethane	BRL	10		ug/L	271777	1	12/18/2018 18:01	JB
Chloroform	BRL	5.0		ug/L	271777	1	12/18/2018 18:01	JB
Chloromethane	BRL	10		ug/L	271777	1	12/18/2018 18:01	JB
cis-1,2-Dichloroethene	20	5.0		ug/L	271777	1	12/18/2018 18:01	JB
cis-1,3-Dichloropropene	BRL	5.0		ug/L	271777	1	12/18/2018 18:01	JB
Cyclohexane	47	5.0		ug/L	271777	1	12/18/2018 18:01	JB
Dibromochloromethane	BRL	5.0		ug/L	271777	1	12/18/2018 18:01	JB
Dichlorodifluoromethane	BRL	10		ug/L	271777	1	12/18/2018 18:01	JB
Ethylbenzene	2200	250		ug/L	271777	50	12/17/2018 23:03	JB
Freon-113	BRL	10		ug/L	271777	1	12/18/2018 18:01	JB
Isopropylbenzene	86	5.0		ug/L	271777	1	12/18/2018 18:01	JB
m,p-Xylene	8800	250		ug/L	271777	50	12/17/2018 23:03	JB
Methyl acetate	63	5.0		ug/L	271777	1	12/18/2018 18:01	JB
Methyl tert-butyl ether	13	5.0		ug/L	271777	1	12/18/2018 18:01	JB
Methylcyclohexane	120	5.0		ug/L	271777	1	12/18/2018 18:01	JB
Methylene chloride	BRL	5.0		ug/L	271777	1	12/18/2018 18:01	JB
o-Xylene	4200	250		ug/L	271777	50	12/17/2018 23:03	JB

Qualifiers:

*	Value exceeds maximum contaminant level	E	Estimated (value above quantitation range)
BRL	Below reporting limit	S	Spike Recovery outside limits due to matrix
H	Holding times for preparation or analysis exceeded	Narr	See case narrative
N	Analyte not NELAC certified	NC	Not confirmed
B	Analyte detected in the associated method blank	<	Less than Result value
>	Greater than Result value	J	Estimated value detected below Reporting Limit

Analytical Environmental Services, Inc

Date: 21-Dec-18

Client:	Peachtree Environmental	**Client Sample ID:**	MW-2
Project Name:	Thomasville National Bank (TNB)	**Collection Date:**	12/12/2018 10:06:00 AM
Lab ID:	1812F09-001	**Matrix:**	Groundwater

Analyses	Result	Reporting Limit	Qual	Units	BatchID	Dilution Factor	Date Analyzed	Analyst
TCL VOLATILE ORGANICS SW8260B				**(SW5030B)**				
Styrene	BRL	5.0		ug/L	271777	1	12/18/2018 18:01	JB
Tetrachloroethene	17	5.0		ug/L	271777	1	12/18/2018 18:01	JB
Toluene	1800	250		ug/L	271777	50	12/17/2018 23:03	JB
trans-1,2-Dichloroethene	BRL	5.0		ug/L	271777	1	12/18/2018 18:01	JB
trans-1,3-Dichloropropene	BRL	5.0		ug/L	271777	1	12/18/2018 18:01	JB
Trichloroethene	11	5.0		ug/L	271777	1	12/18/2018 18:01	JB
Trichlorofluoromethane	BRL	5.0		ug/L	271777	1	12/18/2018 18:01	JB
Vinyl chloride	BRL	2.0		ug/L	271777	1	12/18/2018 18:01	JB
Surr: 4-Bromofluorobenzene	97.9	64-125		%REC	271777	50	12/17/2018 23:03	JB
Surr: 4-Bromofluorobenzene	117	64-125		%REC	271777	1	12/18/2018 18:01	JB
Surr: Dibromofluoromethane	103	76.4-125		%REC	271777	50	12/17/2018 23:03	JB
Surr: Dibromofluoromethane	91.3	76.4-125		%REC	271777	1	12/18/2018 18:01	JB
Surr: Toluene-d8	97.9	78.3-116		%REC	271777	50	12/17/2018 23:03	JB
Surr: Toluene-d8	90.1	78.3-116		%REC	271777	1	12/18/2018 18:01	JB

Qualifiers:

*	Value exceeds maximum contaminant level	E	Estimated (value above quantitation range)
BRL	Below reporting limit	S	Spike Recovery outside limits due to matrix
H	Holding times for preparation or analysis exceeded	Narr	See case narrative
N	Analyte not NELAC certified	NC	Not confirmed
B	Analyte detected in the associated method blank	<	Less than Result value
>	Greater than Result value	J	Estimated value detected below Reporting Limit

Analytical Environmental Services, Inc

Date: 21-Dec-18

Client:	Peachtree Environmental	**Client Sample ID:**	MW-3
Project Name:	Thomasville National Bank (TNB)	**Collection Date:**	12/12/2018 8:32:00 AM
Lab ID:	1812F09-002	**Matrix:**	Groundwater

Analyses	Result	Reporting Limit	Qual	Units	BatchID	Dilution Factor	Date Analyzed	Analyst
TCL VOLATILE ORGANICS SW8260B				**(SW5030B)**				
1,1,1-Trichloroethane	BRL	5.0		ug/L	271777	1	12/17/2018 23:51	JB
1,1,2,2-Tetrachloroethane	BRL	5.0		ug/L	271777	1	12/17/2018 23:51	JB
1,1,2-Trichloroethane	BRL	5.0		ug/L	271777	1	12/17/2018 23:51	JB
1,1-Dichloroethane	BRL	5.0		ug/L	271777	1	12/17/2018 23:51	JB
1,1-Dichloroethene	BRL	5.0		ug/L	271777	1	12/17/2018 23:51	JB
1,2,4-Trichlorobenzene	BRL	5.0		ug/L	271777	1	12/17/2018 23:51	JB
1,2-Dibromo-3-chloropropane	BRL	5.0		ug/L	271777	1	12/17/2018 23:51	JB
1,2-Dibromoethane	BRL	5.0		ug/L	271777	1	12/17/2018 23:51	JB
1,2-Dichlorobenzene	BRL	5.0		ug/L	271777	1	12/17/2018 23:51	JB
1,2-Dichloroethane	BRL	5.0		ug/L	271777	1	12/17/2018 23:51	JB
1,2-Dichloropropane	BRL	5.0		ug/L	271777	1	12/17/2018 23:51	JB
1,3-Dichlorobenzene	BRL	5.0		ug/L	271777	1	12/17/2018 23:51	JB
1,4-Dichlorobenzene	BRL	5.0		ug/L	271777	1	12/17/2018 23:51	JB
2-Butanone	BRL	50		ug/L	271777	1	12/17/2018 23:51	JB
2-Hexanone	BRL	10		ug/L	271777	1	12/17/2018 23:51	JB
4-Methyl-2-pentanone	BRL	10		ug/L	271777	1	12/17/2018 23:51	JB
Acetone	BRL	50		ug/L	271777	1	12/17/2018 23:51	JB
Benzene	BRL	5.0		ug/L	271777	1	12/17/2018 23:51	JB
Bromodichloromethane	BRL	5.0		ug/L	271777	1	12/17/2018 23:51	JB
Bromoform	BRL	5.0		ug/L	271777	1	12/17/2018 23:51	JB
Bromomethane	BRL	5.0		ug/L	271777	1	12/17/2018 23:51	JB
Carbon disulfide	BRL	5.0		ug/L	271777	1	12/17/2018 23:51	JB
Carbon tetrachloride	BRL	5.0		ug/L	271777	1	12/17/2018 23:51	JB
Chlorobenzene	BRL	5.0		ug/L	271777	1	12/17/2018 23:51	JB
Chloroethane	BRL	10		ug/L	271777	1	12/17/2018 23:51	JB
Chloroform	BRL	5.0		ug/L	271777	1	12/17/2018 23:51	JB
Chloromethane	BRL	10		ug/L	271777	1	12/17/2018 23:51	JB
cis-1,2-Dichloroethene	19	5.0		ug/L	271777	1	12/17/2018 23:51	JB
cis-1,3-Dichloropropene	BRL	5.0		ug/L	271777	1	12/17/2018 23:51	JB
Cyclohexane	BRL	5.0		ug/L	271777	1	12/17/2018 23:51	JB
Dibromochloromethane	BRL	5.0		ug/L	271777	1	12/17/2018 23:51	JB
Dichlorodifluoromethane	BRL	10		ug/L	271777	1	12/17/2018 23:51	JB
Ethylbenzene	BRL	5.0		ug/L	271777	1	12/17/2018 23:51	JB
Freon-113	BRL	10		ug/L	271777	1	12/17/2018 23:51	JB
Isopropylbenzene	BRL	5.0		ug/L	271777	1	12/17/2018 23:51	JB
m,p-Xylene	BRL	5.0		ug/L	271777	1	12/17/2018 23:51	JB
Methyl acetate	BRL	5.0		ug/L	271777	1	12/17/2018 23:51	JB
Methyl tert-butyl ether	BRL	5.0		ug/L	271777	1	12/17/2018 23:51	JB
Methylcyclohexane	BRL	5.0		ug/L	271777	1	12/17/2018 23:51	JB
Methylene chloride	BRL	5.0		ug/L	271777	1	12/17/2018 23:51	JB
o-Xylene	BRL	5.0		ug/L	271777	1	12/17/2018 23:51	JB

Qualifiers:

*	Value exceeds maximum contaminant level	E	Estimated (value above quantitation range)
BRL	Below reporting limit	S	Spike Recovery outside limits due to matrix
H	Holding times for preparation or analysis exceeded	Narr	See case narrative
N	Analyte not NELAC certified	NC	Not confirmed
B	Analyte detected in the associated method blank	<	Less than Result value
>	Greater than Result value	J	Estimated value detected below Reporting Limit

Analytical Environmental Services, Inc

Date: 21-Dec-18

Client:	Peachtree Environmental	**Client Sample ID:**	MW-3
Project Name:	Thomasville National Bank (TNB)	**Collection Date:**	12/12/2018 8:32:00 AM
Lab ID:	1812F09-002	**Matrix:**	Groundwater

Analyses	Result	Reporting Limit	Qual	Units	BatchID	Dilution Factor	Date Analyzed	Analyst
TCL VOLATILE ORGANICS SW8260B				**(SW5030B)**				
Styrene	BRL	5.0		ug/L	271777	1	12/17/2018 23:51	JB
Tetrachloroethene	28	5.0		ug/L	271777	1	12/17/2018 23:51	JB
Toluene	BRL	5.0		ug/L	271777	1	12/17/2018 23:51	JB
trans-1,2-Dichloroethene	BRL	5.0		ug/L	271777	1	12/17/2018 23:51	JB
trans-1,3-Dichloropropene	BRL	5.0		ug/L	271777	1	12/17/2018 23:51	JB
Trichloroethene	7.2	5.0		ug/L	271777	1	12/17/2018 23:51	JB
Trichlorofluoromethane	BRL	5.0		ug/L	271777	1	12/17/2018 23:51	JB
Vinyl chloride	BRL	2.0		ug/L	271777	1	12/17/2018 23:51	JB
Surr: 4-Bromofluorobenzene	90.2	64-125		%REC	271777	1	12/17/2018 23:51	JB
Surr: Dibromofluoromethane	105	76.4-125		%REC	271777	1	12/17/2018 23:51	JB
Surr: Toluene-d8	98.8	78.3-116		%REC	271777	1	12/17/2018 23:51	JB

Qualifiers:

*	Value exceeds maximum contaminant level	E	Estimated (value above quantitation range)
BRL	Below reporting limit	S	Spike Recovery outside limits due to matrix
H	Holding times for preparation or analysis exceeded	Narr	See case narrative
N	Analyte not NELAC certified	NC	Not confirmed
B	Analyte detected in the associated method blank	<	Less than Result value
>	Greater than Result value	J	Estimated value detected below Reporting Limit

Analytical Environmental Services, Inc

Date: 21-Dec-18

Client:	Peachtree Environmental	**Client Sample ID:**	MW-5
Project Name:	Thomasville National Bank (TNB)	**Collection Date:**	12/11/2018 5:53:00 PM
Lab ID:	1812F09-003	**Matrix:**	Groundwater

Analyses	Result	Reporting Limit	Qual	Units	BatchID	Dilution Factor	Date Analyzed	Analyst
TCL VOLATILE ORGANICS SW8260B				**(SW5030B)**				
1,1,1-Trichloroethane	BRL	5.0		ug/L	271777	1	12/18/2018 03:51	JB
1,1,2,2-Tetrachloroethane	BRL	5.0		ug/L	271777	1	12/18/2018 03:51	JB
1,1,2-Trichloroethane	BRL	5.0		ug/L	271777	1	12/18/2018 03:51	JB
1,1-Dichloroethane	BRL	5.0		ug/L	271777	1	12/18/2018 03:51	JB
1,1-Dichloroethene	BRL	5.0		ug/L	271777	1	12/18/2018 03:51	JB
1,2,4-Trichlorobenzene	BRL	5.0		ug/L	271777	1	12/18/2018 03:51	JB
1,2-Dibromo-3-chloropropane	BRL	5.0		ug/L	271777	1	12/18/2018 03:51	JB
1,2-Dibromoethane	BRL	5.0		ug/L	271777	1	12/18/2018 03:51	JB
1,2-Dichlorobenzene	BRL	5.0		ug/L	271777	1	12/18/2018 03:51	JB
1,2-Dichloroethane	BRL	5.0		ug/L	271777	1	12/18/2018 03:51	JB
1,2-Dichloropropane	BRL	5.0		ug/L	271777	1	12/18/2018 03:51	JB
1,3-Dichlorobenzene	BRL	5.0		ug/L	271777	1	12/18/2018 03:51	JB
1,4-Dichlorobenzene	BRL	5.0		ug/L	271777	1	12/18/2018 03:51	JB
2-Butanone	BRL	50		ug/L	271777	1	12/18/2018 03:51	JB
2-Hexanone	BRL	10		ug/L	271777	1	12/18/2018 03:51	JB
4-Methyl-2-pentanone	BRL	10		ug/L	271777	1	12/18/2018 03:51	JB
Acetone	BRL	50		ug/L	271777	1	12/18/2018 03:51	JB
Benzene	7.3	5.0		ug/L	271777	1	12/18/2018 03:51	JB
Bromodichloromethane	BRL	5.0		ug/L	271777	1	12/18/2018 03:51	JB
Bromoform	BRL	5.0		ug/L	271777	1	12/18/2018 03:51	JB
Bromomethane	BRL	5.0		ug/L	271777	1	12/18/2018 03:51	JB
Carbon disulfide	BRL	5.0		ug/L	271777	1	12/18/2018 03:51	JB
Carbon tetrachloride	BRL	5.0		ug/L	271777	1	12/18/2018 03:51	JB
Chlorobenzene	BRL	5.0		ug/L	271777	1	12/18/2018 03:51	JB
Chloroethane	BRL	10		ug/L	271777	1	12/18/2018 03:51	JB
Chloroform	BRL	5.0		ug/L	271777	1	12/18/2018 03:51	JB
Chloromethane	BRL	10		ug/L	271777	1	12/18/2018 03:51	JB
cis-1,2-Dichloroethene	58	5.0		ug/L	271777	1	12/18/2018 03:51	JB
cis-1,3-Dichloropropene	BRL	5.0		ug/L	271777	1	12/18/2018 03:51	JB
Cyclohexane	12	5.0		ug/L	271777	1	12/18/2018 03:51	JB
Dibromochloromethane	BRL	5.0		ug/L	271777	1	12/18/2018 03:51	JB
Dichlorodifluoromethane	BRL	10		ug/L	271777	1	12/18/2018 03:51	JB
Ethylbenzene	5.7	5.0		ug/L	271777	1	12/18/2018 03:51	JB
Freon-113	BRL	10		ug/L	271777	1	12/18/2018 03:51	JB
Isopropylbenzene	BRL	5.0		ug/L	271777	1	12/18/2018 03:51	JB
m,p-Xylene	14	5.0		ug/L	271777	1	12/18/2018 03:51	JB
Methyl acetate	BRL	5.0		ug/L	271777	1	12/18/2018 03:51	JB
Methyl tert-butyl ether	BRL	5.0		ug/L	271777	1	12/18/2018 03:51	JB
Methylcyclohexane	7.4	5.0		ug/L	271777	1	12/18/2018 03:51	JB
Methylene chloride	BRL	5.0		ug/L	271777	1	12/18/2018 03:51	JB
o-Xylene	BRL	5.0		ug/L	271777	1	12/18/2018 03:51	JB

Qualifiers:

*	Value exceeds maximum contaminant level	E	Estimated (value above quantitation range)
BRL	Below reporting limit	S	Spike Recovery outside limits due to matrix
H	Holding times for preparation or analysis exceeded	Narr	See case narrative
N	Analyte not NELAC certified	NC	Not confirmed
B	Analyte detected in the associated method blank	<	Less than Result value
>	Greater than Result value	J	Estimated value detected below Reporting Limit

Analytical Environmental Services, Inc

Date: 21-Dec-18

Client:	Peachtree Environmental	**Client Sample ID:**	MW-5
Project Name:	Thomasville National Bank (TNB)	**Collection Date:**	12/11/2018 5:53:00 PM
Lab ID:	1812F09-003	**Matrix:**	Groundwater

Analyses	Result	Reporting Limit	Qual	Units	BatchID	Dilution Factor	Date Analyzed	Analyst
TCL VOLATILE ORGANICS SW8260B				**(SW5030B)**				
Styrene	BRL	5.0		ug/L	271777	1	12/18/2018 03:51	JB
Tetrachloroethene	1300	50		ug/L	271777	10	12/18/2018 20:47	JB
Toluene	BRL	5.0		ug/L	271777	1	12/18/2018 03:51	JB
trans-1,2-Dichloroethene	BRL	5.0		ug/L	271777	1	12/18/2018 03:51	JB
trans-1,3-Dichloropropene	BRL	5.0		ug/L	271777	1	12/18/2018 03:51	JB
Trichloroethene	370	50		ug/L	271777	10	12/18/2018 20:47	JB
Trichlorofluoromethane	BRL	5.0		ug/L	271777	1	12/18/2018 03:51	JB
Vinyl chloride	BRL	2.0		ug/L	271777	1	12/18/2018 03:51	JB
Surr: 4-Bromofluorobenzene	92.2	64-125		%REC	271777	10	12/18/2018 20:47	JB
Surr: 4-Bromofluorobenzene	95.7	64-125		%REC	271777	1	12/18/2018 03:51	JB
Surr: Dibromofluoromethane	95.5	76.4-125		%REC	271777	1	12/18/2018 03:51	JB
Surr: Dibromofluoromethane	101	76.4-125		%REC	271777	10	12/18/2018 20:47	JB
Surr: Toluene-d8	93.2	78.3-116		%REC	271777	1	12/18/2018 03:51	JB
Surr: Toluene-d8	96.8	78.3-116		%REC	271777	10	12/18/2018 20:47	JB

Qualifiers:

*	Value exceeds maximum contaminant level	E	Estimated (value above quantitation range)
BRL	Below reporting limit	S	Spike Recovery outside limits due to matrix
H	Holding times for preparation or analysis exceeded	Narr	See case narrative
N	Analyte not NELAC certified	NC	Not confirmed
B	Analyte detected in the associated method blank	<	Less than Result value
>	Greater than Result value	J	Estimated value detected below Reporting Limit

Analytical Environmental Services, Inc

Date: 21-Dec-18

Client:	Peachtree Environmental	**Client Sample ID:**	MW-6
Project Name:	Thomasville National Bank (TNB)	**Collection Date:**	12/12/2018 3:52:00 PM
Lab ID:	1812F09-004	**Matrix:**	Groundwater

Analyses	Result	Reporting Limit	Qual	Units	BatchID	Dilution Factor	Date Analyzed	Analyst
TCL VOLATILE ORGANICS SW8260B				**(SW5030B)**				
1,1,1-Trichloroethane	BRL	5.0		ug/L	271777	1	12/18/2018 04:15	JB
1,1,2,2-Tetrachloroethane	BRL	5.0		ug/L	271777	1	12/18/2018 04:15	JB
1,1,2-Trichloroethane	BRL	5.0		ug/L	271777	1	12/18/2018 04:15	JB
1,1-Dichloroethane	BRL	5.0		ug/L	271777	1	12/18/2018 04:15	JB
1,1-Dichloroethene	BRL	5.0		ug/L	271777	1	12/18/2018 04:15	JB
1,2,4-Trichlorobenzene	BRL	5.0		ug/L	271777	1	12/18/2018 04:15	JB
1,2-Dibromo-3-chloropropane	BRL	5.0		ug/L	271777	1	12/18/2018 04:15	JB
1,2-Dibromoethane	BRL	5.0		ug/L	271777	1	12/18/2018 04:15	JB
1,2-Dichlorobenzene	BRL	5.0		ug/L	271777	1	12/18/2018 04:15	JB
1,2-Dichloroethane	BRL	5.0		ug/L	271777	1	12/18/2018 04:15	JB
1,2-Dichloropropane	BRL	5.0		ug/L	271777	1	12/18/2018 04:15	JB
1,3-Dichlorobenzene	BRL	5.0		ug/L	271777	1	12/18/2018 04:15	JB
1,4-Dichlorobenzene	BRL	5.0		ug/L	271777	1	12/18/2018 04:15	JB
2-Butanone	BRL	50		ug/L	271777	1	12/18/2018 04:15	JB
2-Hexanone	BRL	10		ug/L	271777	1	12/18/2018 04:15	JB
4-Methyl-2-pentanone	BRL	10		ug/L	271777	1	12/18/2018 04:15	JB
Acetone	BRL	50		ug/L	271777	1	12/18/2018 04:15	JB
Benzene	BRL	5.0		ug/L	271777	1	12/18/2018 04:15	JB
Bromodichloromethane	BRL	5.0		ug/L	271777	1	12/18/2018 04:15	JB
Bromoform	BRL	5.0		ug/L	271777	1	12/18/2018 04:15	JB
Bromomethane	BRL	5.0		ug/L	271777	1	12/18/2018 04:15	JB
Carbon disulfide	BRL	5.0		ug/L	271777	1	12/18/2018 04:15	JB
Carbon tetrachloride	BRL	5.0		ug/L	271777	1	12/18/2018 04:15	JB
Chlorobenzene	BRL	5.0		ug/L	271777	1	12/18/2018 04:15	JB
Chloroethane	BRL	10		ug/L	271777	1	12/18/2018 04:15	JB
Chloroform	BRL	5.0		ug/L	271777	1	12/18/2018 04:15	JB
Chloromethane	BRL	10		ug/L	271777	1	12/18/2018 04:15	JB
cis-1,2-Dichloroethene	39	5.0		ug/L	271777	1	12/18/2018 04:15	JB
cis-1,3-Dichloropropene	BRL	5.0		ug/L	271777	1	12/18/2018 04:15	JB
Cyclohexane	11	5.0		ug/L	271777	1	12/18/2018 04:15	JB
Dibromochloromethane	BRL	5.0		ug/L	271777	1	12/18/2018 04:15	JB
Dichlorodifluoromethane	BRL	10		ug/L	271777	1	12/18/2018 04:15	JB
Ethylbenzene	BRL	5.0		ug/L	271777	1	12/18/2018 04:15	JB
Freon-113	BRL	10		ug/L	271777	1	12/18/2018 04:15	JB
Isopropylbenzene	BRL	5.0		ug/L	271777	1	12/18/2018 04:15	JB
m,p-Xylene	BRL	5.0		ug/L	271777	1	12/18/2018 04:15	JB
Methyl acetate	BRL	5.0		ug/L	271777	1	12/18/2018 04:15	JB
Methyl tert-butyl ether	BRL	5.0		ug/L	271777	1	12/18/2018 04:15	JB
Methylcyclohexane	6.3	5.0		ug/L	271777	1	12/18/2018 04:15	JB
Methylene chloride	BRL	5.0		ug/L	271777	1	12/18/2018 04:15	JB
o-Xylene	BRL	5.0		ug/L	271777	1	12/18/2018 04:15	JB

Qualifiers:

*	Value exceeds maximum contaminant level	E	Estimated (value above quantitation range)
BRL	Below reporting limit	S	Spike Recovery outside limits due to matrix
H	Holding times for preparation or analysis exceeded	Narr	See case narrative
N	Analyte not NELAC certified	NC	Not confirmed
B	Analyte detected in the associated method blank	<	Less than Result value
>	Greater than Result value	J	Estimated value detected below Reporting Limit

Analytical Environmental Services, Inc

Date: 21-Dec-18

Client:	Peachtree Environmental	**Client Sample ID:**	MW-6
Project Name:	Thomasville National Bank (TNB)	**Collection Date:**	12/12/2018 3:52:00 PM
Lab ID:	1812F09-004	**Matrix:**	Groundwater

Analyses	Result	Reporting Limit	Qual	Units	BatchID	Dilution Factor	Date Analyzed	Analyst
TCL VOLATILE ORGANICS SW8260B				**(SW5030B)**				
Styrene	BRL	5.0		ug/L	271777	1	12/18/2018 04:15	JB
Tetrachloroethene	820	50		ug/L	271777	10	12/18/2018 21:11	JB
Toluene	BRL	5.0		ug/L	271777	1	12/18/2018 04:15	JB
trans-1,2-Dichloroethene	BRL	5.0		ug/L	271777	1	12/18/2018 04:15	JB
trans-1,3-Dichloropropene	BRL	5.0		ug/L	271777	1	12/18/2018 04:15	JB
Trichloroethene	400	50		ug/L	271777	10	12/18/2018 21:11	JB
Trichlorofluoromethane	BRL	5.0		ug/L	271777	1	12/18/2018 04:15	JB
Vinyl chloride	BRL	2.0		ug/L	271777	1	12/18/2018 04:15	JB
Surr: 4-Bromofluorobenzene	94.2	64-125		%REC	271777	10	12/18/2018 21:11	JB
Surr: 4-Bromofluorobenzene	96.9	64-125		%REC	271777	1	12/18/2018 04:15	JB
Surr: Dibromofluoromethane	97	76.4-125		%REC	271777	1	12/18/2018 04:15	JB
Surr: Dibromofluoromethane	98.1	76.4-125		%REC	271777	10	12/18/2018 21:11	JB
Surr: Toluene-d8	93.9	78.3-116		%REC	271777	1	12/18/2018 04:15	JB
Surr: Toluene-d8	93.6	78.3-116		%REC	271777	10	12/18/2018 21:11	JB

Qualifiers:

*	Value exceeds maximum contaminant level	E	Estimated (value above quantitation range)
BRL	Below reporting limit	S	Spike Recovery outside limits due to matrix
H	Holding times for preparation or analysis exceeded	Narr	See case narrative
N	Analyte not NELAC certified	NC	Not confirmed
B	Analyte detected in the associated method blank	<	Less than Result value
>	Greater than Result value	J	Estimated value detected below Reporting Limit

Analytical Environmental Services, Inc **Date:** 21-Dec-18

Client:	Peachtree Environmental	**Client Sample ID:**	MW-7
Project Name:	Thomasville National Bank (TNB)	**Collection Date:**	12/13/2018 10:20:00 AM
Lab ID:	1812F09-005	**Matrix:**	Groundwater

Analyses	Result	Reporting Limit	Qual	Units	BatchID	Dilution Factor	Date Analyzed	Analyst
TCL VOLATILE ORGANICS SW8260B				**(SW5030B)**				
1,1,1-Trichloroethane	BRL	5.0		ug/L	271777	1	12/18/2018 04:39	JB
1,1,2,2-Tetrachloroethane	BRL	5.0		ug/L	271777	1	12/18/2018 04:39	JB
1,1,2-Trichloroethane	BRL	5.0		ug/L	271777	1	12/18/2018 04:39	JB
1,1-Dichloroethane	BRL	5.0		ug/L	271777	1	12/18/2018 04:39	JB
1,1-Dichloroethene	BRL	5.0		ug/L	271777	1	12/18/2018 04:39	JB
1,2,4-Trichlorobenzene	BRL	5.0		ug/L	271777	1	12/18/2018 04:39	JB
1,2-Dibromo-3-chloropropane	BRL	5.0		ug/L	271777	1	12/18/2018 04:39	JB
1,2-Dibromoethane	BRL	5.0		ug/L	271777	1	12/18/2018 04:39	JB
1,2-Dichlorobenzene	BRL	5.0		ug/L	271777	1	12/18/2018 04:39	JB
1,2-Dichloroethane	BRL	5.0		ug/L	271777	1	12/18/2018 04:39	JB
1,2-Dichloropropane	BRL	5.0		ug/L	271777	1	12/18/2018 04:39	JB
1,3-Dichlorobenzene	BRL	5.0		ug/L	271777	1	12/18/2018 04:39	JB
1,4-Dichlorobenzene	BRL	5.0		ug/L	271777	1	12/18/2018 04:39	JB
2-Butanone	BRL	50		ug/L	271777	1	12/18/2018 04:39	JB
2-Hexanone	BRL	10		ug/L	271777	1	12/18/2018 04:39	JB
4-Methyl-2-pentanone	BRL	10		ug/L	271777	1	12/18/2018 04:39	JB
Acetone	BRL	50		ug/L	271777	1	12/18/2018 04:39	JB
Benzene	BRL	5.0		ug/L	271777	1	12/18/2018 04:39	JB
Bromodichloromethane	BRL	5.0		ug/L	271777	1	12/18/2018 04:39	JB
Bromoform	BRL	5.0		ug/L	271777	1	12/18/2018 04:39	JB
Bromomethane	BRL	5.0		ug/L	271777	1	12/18/2018 04:39	JB
Carbon disulfide	BRL	5.0		ug/L	271777	1	12/18/2018 04:39	JB
Carbon tetrachloride	BRL	5.0		ug/L	271777	1	12/18/2018 04:39	JB
Chlorobenzene	BRL	5.0		ug/L	271777	1	12/18/2018 04:39	JB
Chloroethane	BRL	10		ug/L	271777	1	12/18/2018 04:39	JB
Chloroform	BRL	5.0		ug/L	271777	1	12/18/2018 04:39	JB
Chloromethane	BRL	10		ug/L	271777	1	12/18/2018 04:39	JB
cis-1,2-Dichloroethene	BRL	5.0		ug/L	271777	1	12/18/2018 04:39	JB
cis-1,3-Dichloropropene	BRL	5.0		ug/L	271777	1	12/18/2018 04:39	JB
Cyclohexane	BRL	5.0		ug/L	271777	1	12/18/2018 04:39	JB
Dibromochloromethane	BRL	5.0		ug/L	271777	1	12/18/2018 04:39	JB
Dichlorodifluoromethane	BRL	10		ug/L	271777	1	12/18/2018 04:39	JB
Ethylbenzene	BRL	5.0		ug/L	271777	1	12/18/2018 04:39	JB
Freon-113	BRL	10		ug/L	271777	1	12/18/2018 04:39	JB
Isopropylbenzene	BRL	5.0		ug/L	271777	1	12/18/2018 04:39	JB
m,p-Xylene	BRL	5.0		ug/L	271777	1	12/18/2018 04:39	JB
Methyl acetate	BRL	5.0		ug/L	271777	1	12/18/2018 04:39	JB
Methyl tert-butyl ether	BRL	5.0		ug/L	271777	1	12/18/2018 04:39	JB
Methylcyclohexane	BRL	5.0		ug/L	271777	1	12/18/2018 04:39	JB
Methylene chloride	BRL	5.0		ug/L	271777	1	12/18/2018 04:39	JB
o-Xylene	BRL	5.0		ug/L	271777	1	12/18/2018 04:39	JB

Qualifiers:

*	Value exceeds maximum contaminant level	E	Estimated (value above quantitation range)
BRL	Below reporting limit	S	Spike Recovery outside limits due to matrix
H	Holding times for preparation or analysis exceeded	Narr	See case narrative
N	Analyte not NELAC certified	NC	Not confirmed
B	Analyte detected in the associated method blank	<	Less than Result value
>	Greater than Result value	J	Estimated value detected below Reporting Limit

Analytical Environmental Services, Inc **Date:** 21-Dec-18

Client:	Peachtree Environmental	**Client Sample ID:**	MW-7
Project Name:	Thomasville National Bank (TNB)	**Collection Date:**	12/13/2018 10:20:00 AM
Lab ID:	1812F09-005	**Matrix:**	Groundwater

Analyses	Result	Reporting Limit	Qual	Units	BatchID	Dilution Factor	Date Analyzed	Analyst
TCL VOLATILE ORGANICS SW8260B				**(SW5030B)**				
Styrene	BRL	5.0		ug/L	271777	1	12/18/2018 04:39	JB
Tetrachloroethene	760	50		ug/L	271777	10	12/19/2018 14:51	JB
Toluene	BRL	5.0		ug/L	271777	1	12/18/2018 04:39	JB
trans-1,2-Dichloroethene	BRL	5.0		ug/L	271777	1	12/18/2018 04:39	JB
trans-1,3-Dichloropropene	BRL	5.0		ug/L	271777	1	12/18/2018 04:39	JB
Trichloroethene	60	5.0		ug/L	271777	1	12/18/2018 04:39	JB
Trichlorofluoromethane	BRL	5.0		ug/L	271777	1	12/18/2018 04:39	JB
Vinyl chloride	BRL	2.0		ug/L	271777	1	12/18/2018 04:39	JB
Surr: 4-Bromofluorobenzene	87.6	64-125		%REC	271777	10	12/19/2018 14:51	JB
Surr: 4-Bromofluorobenzene	90.1	64-125		%REC	271777	1	12/18/2018 04:39	JB
Surr: Dibromofluoromethane	97.3	76.4-125		%REC	271777	1	12/18/2018 04:39	JB
Surr: Dibromofluoromethane	101	76.4-125		%REC	271777	10	12/19/2018 14:51	JB
Surr: Toluene-d8	93.7	78.3-116		%REC	271777	1	12/18/2018 04:39	JB
Surr: Toluene-d8	96.8	78.3-116		%REC	271777	10	12/19/2018 14:51	JB

Qualifiers:

*	Value exceeds maximum contaminant level	E	Estimated (value above quantitation range)
BRL	Below reporting limit	S	Spike Recovery outside limits due to matrix
H	Holding times for preparation or analysis exceeded	Narr	See case narrative
N	Analyte not NELAC certified	NC	Not confirmed
B	Analyte detected in the associated method blank	<	Less than Result value
>	Greater than Result value	J	Estimated value detected below Reporting Limit

Analytical Environmental Services, Inc

Date: 21-Dec-18

Client:	Peachtree Environmental	**Client Sample ID:**	MW-12
Project Name:	Thomasville National Bank (TNB)	**Collection Date:**	12/13/2018 11:29:00 AM
Lab ID:	1812F09-006	**Matrix:**	Groundwater

Analyses	Result	Reporting Limit	Qual	Units	BatchID	Dilution Factor	Date Analyzed	Analyst
TCL VOLATILE ORGANICS SW8260B				**(SW5030B)**				
1,1,1-Trichloroethane	BRL	5.0		ug/L	271777	1	12/19/2018 14:27	JB
1,1,2,2-Tetrachloroethane	BRL	5.0		ug/L	271777	1	12/19/2018 14:27	JB
1,1,2-Trichloroethane	BRL	5.0		ug/L	271777	1	12/19/2018 14:27	JB
1,1-Dichloroethane	BRL	5.0		ug/L	271777	1	12/19/2018 14:27	JB
1,1-Dichloroethene	BRL	5.0		ug/L	271777	1	12/19/2018 14:27	JB
1,2,4-Trichlorobenzene	BRL	5.0		ug/L	271777	1	12/19/2018 14:27	JB
1,2-Dibromo-3-chloropropane	BRL	5.0		ug/L	271777	1	12/19/2018 14:27	JB
1,2-Dibromoethane	BRL	5.0		ug/L	271777	1	12/19/2018 14:27	JB
1,2-Dichlorobenzene	BRL	5.0		ug/L	271777	1	12/19/2018 14:27	JB
1,2-Dichloroethane	BRL	5.0		ug/L	271777	1	12/19/2018 14:27	JB
1,2-Dichloropropane	BRL	5.0		ug/L	271777	1	12/19/2018 14:27	JB
1,3-Dichlorobenzene	BRL	5.0		ug/L	271777	1	12/19/2018 14:27	JB
1,4-Dichlorobenzene	BRL	5.0		ug/L	271777	1	12/19/2018 14:27	JB
2-Butanone	BRL	50		ug/L	271777	1	12/19/2018 14:27	JB
2-Hexanone	BRL	10		ug/L	271777	1	12/19/2018 14:27	JB
4-Methyl-2-pentanone	BRL	10		ug/L	271777	1	12/19/2018 14:27	JB
Acetone	BRL	50		ug/L	271777	1	12/19/2018 14:27	JB
Benzene	BRL	5.0		ug/L	271777	1	12/19/2018 14:27	JB
Bromodichloromethane	BRL	5.0		ug/L	271777	1	12/19/2018 14:27	JB
Bromoform	BRL	5.0		ug/L	271777	1	12/19/2018 14:27	JB
Bromomethane	BRL	5.0		ug/L	271777	1	12/19/2018 14:27	JB
Carbon disulfide	BRL	5.0		ug/L	271777	1	12/19/2018 14:27	JB
Carbon tetrachloride	BRL	5.0		ug/L	271777	1	12/19/2018 14:27	JB
Chlorobenzene	BRL	5.0		ug/L	271777	1	12/19/2018 14:27	JB
Chloroethane	BRL	10		ug/L	271777	1	12/19/2018 14:27	JB
Chloroform	BRL	5.0		ug/L	271777	1	12/19/2018 14:27	JB
Chloromethane	BRL	10		ug/L	271777	1	12/19/2018 14:27	JB
cis-1,2-Dichloroethene	BRL	5.0		ug/L	271777	1	12/19/2018 14:27	JB
cis-1,3-Dichloropropene	BRL	5.0		ug/L	271777	1	12/19/2018 14:27	JB
Cyclohexane	BRL	5.0		ug/L	271777	1	12/19/2018 14:27	JB
Dibromochloromethane	BRL	5.0		ug/L	271777	1	12/19/2018 14:27	JB
Dichlorodifluoromethane	BRL	10		ug/L	271777	1	12/19/2018 14:27	JB
Ethylbenzene	BRL	5.0		ug/L	271777	1	12/19/2018 14:27	JB
Freon-113	BRL	10		ug/L	271777	1	12/19/2018 14:27	JB
Isopropylbenzene	BRL	5.0		ug/L	271777	1	12/19/2018 14:27	JB
m,p-Xylene	BRL	5.0		ug/L	271777	1	12/19/2018 14:27	JB
Methyl acetate	BRL	5.0		ug/L	271777	1	12/19/2018 14:27	JB
Methyl tert-butyl ether	BRL	5.0		ug/L	271777	1	12/19/2018 14:27	JB
Methylcyclohexane	BRL	5.0		ug/L	271777	1	12/19/2018 14:27	JB
Methylene chloride	BRL	5.0		ug/L	271777	1	12/19/2018 14:27	JB
o-Xylene	BRL	5.0		ug/L	271777	1	12/19/2018 14:27	JB

Qualifiers:

*	Value exceeds maximum contaminant level	E	Estimated (value above quantitation range)
BRL	Below reporting limit	S	Spike Recovery outside limits due to matrix
H	Holding times for preparation or analysis exceeded	Narr	See case narrative
N	Analyte not NELAC certified	NC	Not confirmed
B	Analyte detected in the associated method blank	<	Less than Result value
>	Greater than Result value	J	Estimated value detected below Reporting Limit

Analytical Environmental Services, Inc

Date: 21-Dec-18

Client:	Peachtree Environmental	**Client Sample ID:**	MW-12
Project Name:	Thomasville National Bank (TNB)	**Collection Date:**	12/13/2018 11:29:00 AM
Lab ID:	1812F09-006	**Matrix:**	Groundwater

Analyses	Result	Reporting Limit	Qual	Units	BatchID	Dilution Factor	Date Analyzed	Analyst
TCL VOLATILE ORGANICS SW8260B				**(SW5030B)**				
Styrene	BRL	5.0		ug/L	271777	1	12/19/2018 14:27	JB
Tetrachloroethene	BRL	5.0		ug/L	271777	1	12/19/2018 14:27	JB
Toluene	BRL	5.0		ug/L	271777	1	12/19/2018 14:27	JB
trans-1,2-Dichloroethene	BRL	5.0		ug/L	271777	1	12/19/2018 14:27	JB
trans-1,3-Dichloropropene	BRL	5.0		ug/L	271777	1	12/19/2018 14:27	JB
Trichloroethene	BRL	5.0		ug/L	271777	1	12/19/2018 14:27	JB
Trichlorofluoromethane	BRL	5.0		ug/L	271777	1	12/19/2018 14:27	JB
Vinyl chloride	BRL	2.0		ug/L	271777	1	12/19/2018 14:27	JB
Surr: 4-Bromofluorobenzene	88.7	64-125		%REC	271777	1	12/19/2018 14:27	JB
Surr: Dibromofluoromethane	105	76.4-125		%REC	271777	1	12/19/2018 14:27	JB
Surr: Toluene-d8	95.6	78.3-116		%REC	271777	1	12/19/2018 14:27	JB

Qualifiers:

*	Value exceeds maximum contaminant level	E	Estimated (value above quantitation range)
BRL	Below reporting limit	S	Spike Recovery outside limits due to matrix
H	Holding times for preparation or analysis exceeded	Narr	See case narrative
N	Analyte not NELAC certified	NC	Not confirmed
B	Analyte detected in the associated method blank	<	Less than Result value
>	Greater than Result value	J	Estimated value detected below Reporting Limit

Analytical Environmental Services, Inc

Date: 21-Dec-18

Client:	Peachtree Environmental	**Client Sample ID:**	MW-14
Project Name:	Thomasville National Bank (TNB)	**Collection Date:**	12/13/2018 9:43:00 AM
Lab ID:	1812F09-007	**Matrix:**	Groundwater

Analyses	Result	Reporting Limit	Qual	Units	BatchID	Dilution Factor	Date Analyzed	Analyst
TCL VOLATILE ORGANICS SW8260B				**(SW5030B)**				
1,1,1-Trichloroethane	BRL	5.0		ug/L	271777	1	12/18/2018 05:28	JB
1,1,2,2-Tetrachloroethane	BRL	5.0		ug/L	271777	1	12/18/2018 05:28	JB
1,1,2-Trichloroethane	BRL	5.0		ug/L	271777	1	12/18/2018 05:28	JB
1,1-Dichloroethane	BRL	5.0		ug/L	271777	1	12/18/2018 05:28	JB
1,1-Dichloroethene	BRL	5.0		ug/L	271777	1	12/18/2018 05:28	JB
1,2,4-Trichlorobenzene	BRL	5.0		ug/L	271777	1	12/18/2018 05:28	JB
1,2-Dibromo-3-chloropropane	BRL	5.0		ug/L	271777	1	12/18/2018 05:28	JB
1,2-Dibromoethane	BRL	5.0		ug/L	271777	1	12/18/2018 05:28	JB
1,2-Dichlorobenzene	BRL	5.0		ug/L	271777	1	12/18/2018 05:28	JB
1,2-Dichloroethane	BRL	5.0		ug/L	271777	1	12/18/2018 05:28	JB
1,2-Dichloropropane	BRL	5.0		ug/L	271777	1	12/18/2018 05:28	JB
1,3-Dichlorobenzene	BRL	5.0		ug/L	271777	1	12/18/2018 05:28	JB
1,4-Dichlorobenzene	BRL	5.0		ug/L	271777	1	12/18/2018 05:28	JB
2-Butanone	BRL	50		ug/L	271777	1	12/18/2018 05:28	JB
2-Hexanone	BRL	10		ug/L	271777	1	12/18/2018 05:28	JB
4-Methyl-2-pentanone	BRL	10		ug/L	271777	1	12/18/2018 05:28	JB
Acetone	BRL	50		ug/L	271777	1	12/18/2018 05:28	JB
Benzene	BRL	5.0		ug/L	271777	1	12/18/2018 05:28	JB
Bromodichloromethane	BRL	5.0		ug/L	271777	1	12/18/2018 05:28	JB
Bromoform	BRL	5.0		ug/L	271777	1	12/18/2018 05:28	JB
Bromomethane	BRL	5.0		ug/L	271777	1	12/18/2018 05:28	JB
Carbon disulfide	BRL	5.0		ug/L	271777	1	12/18/2018 05:28	JB
Carbon tetrachloride	BRL	5.0		ug/L	271777	1	12/18/2018 05:28	JB
Chlorobenzene	BRL	5.0		ug/L	271777	1	12/18/2018 05:28	JB
Chloroethane	BRL	10		ug/L	271777	1	12/18/2018 05:28	JB
Chloroform	BRL	5.0		ug/L	271777	1	12/18/2018 05:28	JB
Chloromethane	BRL	10		ug/L	271777	1	12/18/2018 05:28	JB
cis-1,2-Dichloroethene	BRL	5.0		ug/L	271777	1	12/18/2018 05:28	JB
cis-1,3-Dichloropropene	BRL	5.0		ug/L	271777	1	12/18/2018 05:28	JB
Cyclohexane	BRL	5.0		ug/L	271777	1	12/18/2018 05:28	JB
Dibromochloromethane	BRL	5.0		ug/L	271777	1	12/18/2018 05:28	JB
Dichlorodifluoromethane	BRL	10		ug/L	271777	1	12/18/2018 05:28	JB
Ethylbenzene	BRL	5.0		ug/L	271777	1	12/18/2018 05:28	JB
Freon-113	BRL	10		ug/L	271777	1	12/18/2018 05:28	JB
Isopropylbenzene	BRL	5.0		ug/L	271777	1	12/18/2018 05:28	JB
m,p-Xylene	BRL	5.0		ug/L	271777	1	12/18/2018 05:28	JB
Methyl acetate	BRL	5.0		ug/L	271777	1	12/18/2018 05:28	JB
Methyl tert-butyl ether	BRL	5.0		ug/L	271777	1	12/18/2018 05:28	JB
Methylcyclohexane	BRL	5.0		ug/L	271777	1	12/18/2018 05:28	JB
Methylene chloride	BRL	5.0		ug/L	271777	1	12/18/2018 05:28	JB
o-Xylene	BRL	5.0		ug/L	271777	1	12/18/2018 05:28	JB

Qualifiers:

*	Value exceeds maximum contaminant level	E	Estimated (value above quantitation range)
BRL	Below reporting limit	S	Spike Recovery outside limits due to matrix
H	Holding times for preparation or analysis exceeded	Narr	See case narrative
N	Analyte not NELAC certified	NC	Not confirmed
B	Analyte detected in the associated method blank	<	Less than Result value
>	Greater than Result value	J	Estimated value detected below Reporting Limit

Analytical Environmental Services, Inc

Date: 21-Dec-18

Client:	Peachtree Environmental	**Client Sample ID:**	MW-14
Project Name:	Thomasville National Bank (TNB)	**Collection Date:**	12/13/2018 9:43:00 AM
Lab ID:	1812F09-007	**Matrix:**	Groundwater

Analyses	Result	Reporting Limit	Qual	Units	BatchID	Dilution Factor	Date Analyzed	Analyst
TCL VOLATILE ORGANICS SW8260B				**(SW5030B)**				
Styrene	BRL	5.0		ug/L	271777	1	12/18/2018 05:28	JB
Tetrachloroethene	BRL	5.0		ug/L	271777	1	12/18/2018 05:28	JB
Toluene	BRL	5.0		ug/L	271777	1	12/18/2018 05:28	JB
trans-1,2-Dichloroethene	BRL	5.0		ug/L	271777	1	12/18/2018 05:28	JB
trans-1,3-Dichloropropene	BRL	5.0		ug/L	271777	1	12/18/2018 05:28	JB
Trichloroethene	BRL	5.0		ug/L	271777	1	12/18/2018 05:28	JB
Trichlorofluoromethane	BRL	5.0		ug/L	271777	1	12/18/2018 05:28	JB
Vinyl chloride	BRL	2.0		ug/L	271777	1	12/18/2018 05:28	JB
Surr: 4-Bromofluorobenzene	93.7	64-125		%REC	271777	1	12/18/2018 05:28	JB
Surr: Dibromofluoromethane	97.6	76.4-125		%REC	271777	1	12/18/2018 05:28	JB
Surr: Toluene-d8	94.9	78.3-116		%REC	271777	1	12/18/2018 05:28	JB

Qualifiers:

*	Value exceeds maximum contaminant level	E	Estimated (value above quantitation range)
BRL	Below reporting limit	S	Spike Recovery outside limits due to matrix
H	Holding times for preparation or analysis exceeded	Narr	See case narrative
N	Analyte not NELAC certified	NC	Not confirmed
B	Analyte detected in the associated method blank	<	Less than Result value
>	Greater than Result value	J	Estimated value detected below Reporting Limit

Analytical Environmental Services, Inc

Date: 21-Dec-18

Client:	Peachtree Environmental	**Client Sample ID:**	MW-15
Project Name:	Thomasville National Bank (TNB)	**Collection Date:**	12/11/2018 6:08:00 PM
Lab ID:	1812F09-008	**Matrix:**	Groundwater

Analyses	Result	Reporting Limit	Qual	Units	BatchID	Dilution Factor	Date Analyzed	Analyst
TCL VOLATILE ORGANICS SW8260B				**(SW5030B)**				
1,1,1-Trichloroethane	BRL	5.0		ug/L	271777	1	12/18/2018 02:15	JB
1,1,2,2-Tetrachloroethane	BRL	5.0		ug/L	271777	1	12/18/2018 02:15	JB
1,1,2-Trichloroethane	BRL	5.0		ug/L	271777	1	12/18/2018 02:15	JB
1,1-Dichloroethane	BRL	5.0		ug/L	271777	1	12/18/2018 02:15	JB
1,1-Dichloroethene	BRL	5.0		ug/L	271777	1	12/18/2018 02:15	JB
1,2,4-Trichlorobenzene	BRL	5.0		ug/L	271777	1	12/18/2018 02:15	JB
1,2-Dibromo-3-chloropropane	BRL	5.0		ug/L	271777	1	12/18/2018 02:15	JB
1,2-Dibromoethane	BRL	5.0		ug/L	271777	1	12/18/2018 02:15	JB
1,2-Dichlorobenzene	BRL	5.0		ug/L	271777	1	12/18/2018 02:15	JB
1,2-Dichloroethane	BRL	5.0		ug/L	271777	1	12/18/2018 02:15	JB
1,2-Dichloropropane	BRL	5.0		ug/L	271777	1	12/18/2018 02:15	JB
1,3-Dichlorobenzene	BRL	5.0		ug/L	271777	1	12/18/2018 02:15	JB
1,4-Dichlorobenzene	BRL	5.0		ug/L	271777	1	12/18/2018 02:15	JB
2-Butanone	BRL	50		ug/L	271777	1	12/18/2018 02:15	JB
2-Hexanone	BRL	10		ug/L	271777	1	12/18/2018 02:15	JB
4-Methyl-2-pentanone	BRL	10		ug/L	271777	1	12/18/2018 02:15	JB
Acetone	BRL	50		ug/L	271777	1	12/18/2018 02:15	JB
Benzene	BRL	5.0		ug/L	271777	1	12/18/2018 02:15	JB
Bromodichloromethane	BRL	5.0		ug/L	271777	1	12/18/2018 02:15	JB
Bromoform	BRL	5.0		ug/L	271777	1	12/18/2018 02:15	JB
Bromomethane	BRL	5.0		ug/L	271777	1	12/18/2018 02:15	JB
Carbon disulfide	BRL	5.0		ug/L	271777	1	12/18/2018 02:15	JB
Carbon tetrachloride	BRL	5.0		ug/L	271777	1	12/18/2018 02:15	JB
Chlorobenzene	BRL	5.0		ug/L	271777	1	12/18/2018 02:15	JB
Chloroethane	BRL	10		ug/L	271777	1	12/18/2018 02:15	JB
Chloroform	BRL	5.0		ug/L	271777	1	12/18/2018 02:15	JB
Chloromethane	BRL	10		ug/L	271777	1	12/18/2018 02:15	JB
cis-1,2-Dichloroethene	280	50		ug/L	271777	10	12/18/2018 19:36	JB
cis-1,3-Dichloropropene	BRL	5.0		ug/L	271777	1	12/18/2018 02:15	JB
Cyclohexane	BRL	5.0		ug/L	271777	1	12/18/2018 02:15	JB
Dibromochloromethane	BRL	5.0		ug/L	271777	1	12/18/2018 02:15	JB
Dichlorodifluoromethane	BRL	10		ug/L	271777	1	12/18/2018 02:15	JB
Ethylbenzene	6.2	5.0		ug/L	271777	1	12/18/2018 02:15	JB
Freon-113	BRL	10		ug/L	271777	1	12/18/2018 02:15	JB
Isopropylbenzene	BRL	5.0		ug/L	271777	1	12/18/2018 02:15	JB
m,p-Xylene	BRL	5.0		ug/L	271777	1	12/18/2018 02:15	JB
Methyl acetate	BRL	5.0		ug/L	271777	1	12/18/2018 02:15	JB
Methyl tert-butyl ether	BRL	5.0		ug/L	271777	1	12/18/2018 02:15	JB
Methylcyclohexane	6.6	5.0		ug/L	271777	1	12/18/2018 02:15	JB
Methylene chloride	BRL	5.0		ug/L	271777	1	12/18/2018 02:15	JB
o-Xylene	BRL	5.0		ug/L	271777	1	12/18/2018 02:15	JB

Qualifiers:

*	Value exceeds maximum contaminant level	E	Estimated (value above quantitation range)
BRL	Below reporting limit	S	Spike Recovery outside limits due to matrix
H	Holding times for preparation or analysis exceeded	Narr	See case narrative
N	Analyte not NELAC certified	NC	Not confirmed
B	Analyte detected in the associated method blank	<	Less than Result value
>	Greater than Result value	J	Estimated value detected below Reporting Limit

Analytical Environmental Services, Inc

Date: 21-Dec-18

Client:	Peachtree Environmental	**Client Sample ID:**	MW-15
Project Name:	Thomasville National Bank (TNB)	**Collection Date:**	12/11/2018 6:08:00 PM
Lab ID:	1812F09-008	**Matrix:**	Groundwater

Analyses	Result	Reporting Limit	Qual	Units	BatchID	Dilution Factor	Date Analyzed	Analyst
TCL VOLATILE ORGANICS SW8260B				**(SW5030B)**				
Styrene	BRL	5.0		ug/L	271777	1	12/18/2018 02:15	JB
Tetrachloroethene	BRL	5.0		ug/L	271777	1	12/18/2018 02:15	JB
Toluene	BRL	5.0		ug/L	271777	1	12/18/2018 02:15	JB
trans-1,2-Dichloroethene	BRL	5.0		ug/L	271777	1	12/18/2018 02:15	JB
trans-1,3-Dichloropropene	BRL	5.0		ug/L	271777	1	12/18/2018 02:15	JB
Trichloroethene	8.0	5.0		ug/L	271777	1	12/18/2018 02:15	JB
Trichlorofluoromethane	BRL	5.0		ug/L	271777	1	12/18/2018 02:15	JB
Vinyl chloride	BRL	2.0		ug/L	271777	1	12/18/2018 02:15	JB
Surr: 4-Bromofluorobenzene	92.1	64-125		%REC	271777	1	12/18/2018 02:15	JB
Surr: 4-Bromofluorobenzene	94.4	64-125		%REC	271777	10	12/18/2018 19:36	JB
Surr: Dibromofluoromethane	97.6	76.4-125		%REC	271777	10	12/18/2018 19:36	JB
Surr: Dibromofluoromethane	98.9	76.4-125		%REC	271777	1	12/18/2018 02:15	JB
Surr: Toluene-d8	95.2	78.3-116		%REC	271777	1	12/18/2018 02:15	JB
Surr: Toluene-d8	94.8	78.3-116		%REC	271777	10	12/18/2018 19:36	JB

Qualifiers:

*	Value exceeds maximum contaminant level	E	Estimated (value above quantitation range)
BRL	Below reporting limit	S	Spike Recovery outside limits due to matrix
H	Holding times for preparation or analysis exceeded	Narr	See case narrative
N	Analyte not NELAC certified	NC	Not confirmed
B	Analyte detected in the associated method blank	<	Less than Result value
>	Greater than Result value	J	Estimated value detected below Reporting Limit

Analytical Environmental Services, Inc

Date: 21-Dec-18

Client:	Peachtree Environmental	**Client Sample ID:**	MW-16
Project Name:	Thomasville National Bank (TNB)	**Collection Date:**	12/12/2018 9:05:00 AM
Lab ID:	1812F09-009	**Matrix:**	Groundwater

Analyses	Result	Reporting Limit	Qual	Units	BatchID	Dilution Factor	Date Analyzed	Analyst
TCL VOLATILE ORGANICS SW8260B				**(SW5030B)**				
1,1,1-Trichloroethane	BRL	5.0		ug/L	271777	1	12/18/2018 01:51	JB
1,1,2,2-Tetrachloroethane	BRL	5.0		ug/L	271777	1	12/18/2018 01:51	JB
1,1,2-Trichloroethane	BRL	5.0		ug/L	271777	1	12/18/2018 01:51	JB
1,1-Dichloroethane	BRL	5.0		ug/L	271777	1	12/18/2018 01:51	JB
1,1-Dichloroethene	BRL	5.0		ug/L	271777	1	12/18/2018 01:51	JB
1,2,4-Trichlorobenzene	BRL	5.0		ug/L	271777	1	12/18/2018 01:51	JB
1,2-Dibromo-3-chloropropane	BRL	5.0		ug/L	271777	1	12/18/2018 01:51	JB
1,2-Dibromoethane	BRL	5.0		ug/L	271777	1	12/18/2018 01:51	JB
1,2-Dichlorobenzene	BRL	5.0		ug/L	271777	1	12/18/2018 01:51	JB
1,2-Dichloroethane	BRL	5.0		ug/L	271777	1	12/18/2018 01:51	JB
1,2-Dichloropropane	BRL	5.0		ug/L	271777	1	12/18/2018 01:51	JB
1,3-Dichlorobenzene	BRL	5.0		ug/L	271777	1	12/18/2018 01:51	JB
1,4-Dichlorobenzene	BRL	5.0		ug/L	271777	1	12/18/2018 01:51	JB
2-Butanone	BRL	50		ug/L	271777	1	12/18/2018 01:51	JB
2-Hexanone	BRL	10		ug/L	271777	1	12/18/2018 01:51	JB
4-Methyl-2-pentanone	BRL	10		ug/L	271777	1	12/18/2018 01:51	JB
Acetone	BRL	50		ug/L	271777	1	12/18/2018 01:51	JB
Benzene	8.4	5.0		ug/L	271777	1	12/18/2018 01:51	JB
Bromodichloromethane	BRL	5.0		ug/L	271777	1	12/18/2018 01:51	JB
Bromoform	BRL	5.0		ug/L	271777	1	12/18/2018 01:51	JB
Bromomethane	BRL	5.0		ug/L	271777	1	12/18/2018 01:51	JB
Carbon disulfide	BRL	5.0		ug/L	271777	1	12/18/2018 01:51	JB
Carbon tetrachloride	BRL	5.0		ug/L	271777	1	12/18/2018 01:51	JB
Chlorobenzene	BRL	5.0		ug/L	271777	1	12/18/2018 01:51	JB
Chloroethane	BRL	10		ug/L	271777	1	12/18/2018 01:51	JB
Chloroform	BRL	5.0		ug/L	271777	1	12/18/2018 01:51	JB
Chloromethane	BRL	10		ug/L	271777	1	12/18/2018 01:51	JB
cis-1,2-Dichloroethene	160	5.0		ug/L	271777	1	12/18/2018 01:51	JB
cis-1,3-Dichloropropene	BRL	5.0		ug/L	271777	1	12/18/2018 01:51	JB
Cyclohexane	18	5.0		ug/L	271777	1	12/18/2018 01:51	JB
Dibromochloromethane	BRL	5.0		ug/L	271777	1	12/18/2018 01:51	JB
Dichlorodifluoromethane	BRL	10		ug/L	271777	1	12/18/2018 01:51	JB
Ethylbenzene	480	50		ug/L	271777	10	12/18/2018 19:13	JB
Freon-113	BRL	10		ug/L	271777	1	12/18/2018 01:51	JB
Isopropylbenzene	40	5.0		ug/L	271777	1	12/18/2018 01:51	JB
m,p-Xylene	92	5.0		ug/L	271777	1	12/18/2018 01:51	JB
Methyl acetate	BRL	5.0		ug/L	271777	1	12/18/2018 01:51	JB
Methyl tert-butyl ether	BRL	5.0		ug/L	271777	1	12/18/2018 01:51	JB
Methylcyclohexane	31	5.0		ug/L	271777	1	12/18/2018 01:51	JB
Methylene chloride	BRL	5.0		ug/L	271777	1	12/18/2018 01:51	JB
o-Xylene	6.6	5.0		ug/L	271777	1	12/18/2018 01:51	JB

Qualifiers:

*	Value exceeds maximum contaminant level	E	Estimated (value above quantitation range)
BRL	Below reporting limit	S	Spike Recovery outside limits due to matrix
H	Holding times for preparation or analysis exceeded	Narr	See case narrative
N	Analyte not NELAC certified	NC	Not confirmed
B	Analyte detected in the associated method blank	<	Less than Result value
>	Greater than Result value	J	Estimated value detected below Reporting Limit

Analytical Environmental Services, Inc **Date:** 21-Dec-18

Client:	Peachtree Environmental	**Client Sample ID:**	MW-16
Project Name:	Thomasville National Bank (TNB)	**Collection Date:**	12/12/2018 9:05:00 AM
Lab ID:	1812F09-009	**Matrix:**	Groundwater

Analyses	Result	Reporting Limit	Qual	Units	BatchID	Dilution Factor	Date Analyzed	Analyst
TCL VOLATILE ORGANICS SW8260B				**(SW5030B)**				
Styrene	BRL	5.0		ug/L	271777	1	12/18/2018 01:51	JB
Tetrachloroethene	21	5.0		ug/L	271777	1	12/18/2018 01:51	JB
Toluene	BRL	5.0		ug/L	271777	1	12/18/2018 01:51	JB
trans-1,2-Dichloroethene	BRL	5.0		ug/L	271777	1	12/18/2018 01:51	JB
trans-1,3-Dichloropropene	BRL	5.0		ug/L	271777	1	12/18/2018 01:51	JB
Trichloroethene	15	5.0		ug/L	271777	1	12/18/2018 01:51	JB
Trichlorofluoromethane	BRL	5.0		ug/L	271777	1	12/18/2018 01:51	JB
Vinyl chloride	2.0	2.0		ug/L	271777	1	12/18/2018 01:51	JB
Surr: 4-Bromofluorobenzene	96	64-125		%REC	271777	10	12/18/2018 19:13	JB
Surr: 4-Bromofluorobenzene	102	64-125		%REC	271777	1	12/18/2018 01:51	JB
Surr: Dibromofluoromethane	93.4	76.4-125		%REC	271777	10	12/18/2018 19:13	JB
Surr: Dibromofluoromethane	99.3	76.4-125		%REC	271777	1	12/18/2018 01:51	JB
Surr: Toluene-d8	95.3	78.3-116		%REC	271777	1	12/18/2018 01:51	JB
Surr: Toluene-d8	95.6	78.3-116		%REC	271777	10	12/18/2018 19:13	JB

Qualifiers:

*	Value exceeds maximum contaminant level	E	Estimated (value above quantitation range)
BRL	Below reporting limit	S	Spike Recovery outside limits due to matrix
H	Holding times for preparation or analysis exceeded	Narr	See case narrative
N	Analyte not NELAC certified	NC	Not confirmed
B	Analyte detected in the associated method blank	<	Less than Result value
>	Greater than Result value	J	Estimated value detected below Reporting Limit

Analytical Environmental Services, Inc

Date: 21-Dec-18

Client:	Peachtree Environmental	**Client Sample ID:**	MW-17
Project Name:	Thomasville National Bank (TNB)	**Collection Date:**	12/12/2018 2:41:00 PM
Lab ID:	1812F09-010	**Matrix:**	Groundwater

Analyses	Result	Reporting Limit	Qual	Units	BatchID	Dilution Factor	Date Analyzed	Analyst
TCL VOLATILE ORGANICS SW8260B				**(SW5030B)**				
1,1,1-Trichloroethane	BRL	5.0		ug/L	271777	1	12/18/2018 01:27	JB
1,1,2,2-Tetrachloroethane	BRL	5.0		ug/L	271777	1	12/18/2018 01:27	JB
1,1,2-Trichloroethane	BRL	5.0		ug/L	271777	1	12/18/2018 01:27	JB
1,1-Dichloroethane	BRL	5.0		ug/L	271777	1	12/18/2018 01:27	JB
1,1-Dichloroethene	BRL	5.0		ug/L	271777	1	12/18/2018 01:27	JB
1,2,4-Trichlorobenzene	BRL	5.0		ug/L	271777	1	12/18/2018 01:27	JB
1,2-Dibromo-3-chloropropane	BRL	5.0		ug/L	271777	1	12/18/2018 01:27	JB
1,2-Dibromoethane	BRL	5.0		ug/L	271777	1	12/18/2018 01:27	JB
1,2-Dichlorobenzene	BRL	5.0		ug/L	271777	1	12/18/2018 01:27	JB
1,2-Dichloroethane	BRL	5.0		ug/L	271777	1	12/18/2018 01:27	JB
1,2-Dichloropropane	BRL	5.0		ug/L	271777	1	12/18/2018 01:27	JB
1,3-Dichlorobenzene	BRL	5.0		ug/L	271777	1	12/18/2018 01:27	JB
1,4-Dichlorobenzene	BRL	5.0		ug/L	271777	1	12/18/2018 01:27	JB
2-Butanone	BRL	50		ug/L	271777	1	12/18/2018 01:27	JB
2-Hexanone	BRL	10		ug/L	271777	1	12/18/2018 01:27	JB
4-Methyl-2-pentanone	BRL	10		ug/L	271777	1	12/18/2018 01:27	JB
Acetone	BRL	50		ug/L	271777	1	12/18/2018 01:27	JB
Benzene	97	5.0		ug/L	271777	1	12/18/2018 01:27	JB
Bromodichloromethane	BRL	5.0		ug/L	271777	1	12/18/2018 01:27	JB
Bromoform	BRL	5.0		ug/L	271777	1	12/18/2018 01:27	JB
Bromomethane	BRL	5.0		ug/L	271777	1	12/18/2018 01:27	JB
Carbon disulfide	BRL	5.0		ug/L	271777	1	12/18/2018 01:27	JB
Carbon tetrachloride	BRL	5.0		ug/L	271777	1	12/18/2018 01:27	JB
Chlorobenzene	BRL	5.0		ug/L	271777	1	12/18/2018 01:27	JB
Chloroethane	BRL	10		ug/L	271777	1	12/18/2018 01:27	JB
Chloroform	BRL	5.0		ug/L	271777	1	12/18/2018 01:27	JB
Chloromethane	BRL	10		ug/L	271777	1	12/18/2018 01:27	JB
cis-1,2-Dichloroethene	87	5.0		ug/L	271777	1	12/18/2018 01:27	JB
cis-1,3-Dichloropropene	BRL	5.0		ug/L	271777	1	12/18/2018 01:27	JB
Cyclohexane	59	5.0		ug/L	271777	1	12/18/2018 01:27	JB
Dibromochloromethane	BRL	5.0		ug/L	271777	1	12/18/2018 01:27	JB
Dichlorodifluoromethane	BRL	10		ug/L	271777	1	12/18/2018 01:27	JB
Ethylbenzene	110	5.0		ug/L	271777	1	12/18/2018 01:27	JB
Freon-113	BRL	10		ug/L	271777	1	12/18/2018 01:27	JB
Isopropylbenzene	12	5.0		ug/L	271777	1	12/18/2018 01:27	JB
m,p-Xylene	61	5.0		ug/L	271777	1	12/18/2018 01:27	JB
Methyl acetate	BRL	5.0		ug/L	271777	1	12/18/2018 01:27	JB
Methyl tert-butyl ether	BRL	5.0		ug/L	271777	1	12/18/2018 01:27	JB
Methylcyclohexane	47	5.0		ug/L	271777	1	12/18/2018 01:27	JB
Methylene chloride	BRL	5.0		ug/L	271777	1	12/18/2018 01:27	JB
o-Xylene	18	5.0		ug/L	271777	1	12/18/2018 01:27	JB

Qualifiers:

*	Value exceeds maximum contaminant level	E	Estimated (value above quantitation range)
BRL	Below reporting limit	S	Spike Recovery outside limits due to matrix
H	Holding times for preparation or analysis exceeded	Narr	See case narrative
N	Analyte not NELAC certified	NC	Not confirmed
B	Analyte detected in the associated method blank	<	Less than Result value
>	Greater than Result value	J	Estimated value detected below Reporting Limit

Analytical Environmental Services, Inc

Date: 21-Dec-18

Client:	Peachtree Environmental	**Client Sample ID:**	MW-17
Project Name:	Thomasville National Bank (TNB)	**Collection Date:**	12/12/2018 2:41:00 PM
Lab ID:	1812F09-010	**Matrix:**	Groundwater

Analyses	Result	Reporting Limit	Qual	Units	BatchID	Dilution Factor	Date Analyzed	Analyst
TCL VOLATILE ORGANICS SW8260B				**(SW5030B)**				
Styrene	BRL	5.0		ug/L	271777	1	12/18/2018 01:27	JB
Tetrachloroethene	BRL	5.0		ug/L	271777	1	12/18/2018 01:27	JB
Toluene	28	5.0		ug/L	271777	1	12/18/2018 01:27	JB
trans-1,2-Dichloroethene	BRL	5.0		ug/L	271777	1	12/18/2018 01:27	JB
trans-1,3-Dichloropropene	BRL	5.0		ug/L	271777	1	12/18/2018 01:27	JB
Trichloroethene	5.1	5.0		ug/L	271777	1	12/18/2018 01:27	JB
Trichlorofluoromethane	BRL	5.0		ug/L	271777	1	12/18/2018 01:27	JB
Vinyl chloride	2.2	2.0		ug/L	271777	1	12/18/2018 01:27	JB
Surr: 4-Bromofluorobenzene	101	64-125		%REC	271777	1	12/18/2018 01:27	JB
Surr: Dibromofluoromethane	98.9	76.4-125		%REC	271777	1	12/18/2018 01:27	JB
Surr: Toluene-d8	95.3	78.3-116		%REC	271777	1	12/18/2018 01:27	JB

Qualifiers:

*	Value exceeds maximum contaminant level	E	Estimated (value above quantitation range)
BRL	Below reporting limit	S	Spike Recovery outside limits due to matrix
H	Holding times for preparation or analysis exceeded	Narr	See case narrative
N	Analyte not NELAC certified	NC	Not confirmed
B	Analyte detected in the associated method blank	<	Less than Result value
>	Greater than Result value	J	Estimated value detected below Reporting Limit

Analytical Environmental Services, Inc

Date: 21-Dec-18

Client:	Peachtree Environmental	**Client Sample ID:**	MW-18
Project Name:	Thomasville National Bank (TNB)	**Collection Date:**	12/12/2018 3:40:00 PM
Lab ID:	1812F09-011	**Matrix:**	Groundwater

Analyses	Result	Reporting Limit	Qual	Units	BatchID	Dilution Factor	Date Analyzed	Analyst
TCL VOLATILE ORGANICS SW8260B				**(SW5030B)**				
1,1,1-Trichloroethane	BRL	5.0		ug/L	271777	1	12/18/2018 01:02	JB
1,1,2,2-Tetrachloroethane	BRL	5.0		ug/L	271777	1	12/18/2018 01:02	JB
1,1,2-Trichloroethane	BRL	5.0		ug/L	271777	1	12/18/2018 01:02	JB
1,1-Dichloroethane	BRL	5.0		ug/L	271777	1	12/18/2018 01:02	JB
1,1-Dichloroethene	BRL	5.0		ug/L	271777	1	12/18/2018 01:02	JB
1,2,4-Trichlorobenzene	BRL	5.0		ug/L	271777	1	12/18/2018 01:02	JB
1,2-Dibromo-3-chloropropane	BRL	5.0		ug/L	271777	1	12/18/2018 01:02	JB
1,2-Dibromoethane	BRL	5.0		ug/L	271777	1	12/18/2018 01:02	JB
1,2-Dichlorobenzene	BRL	5.0		ug/L	271777	1	12/18/2018 01:02	JB
1,2-Dichloroethane	BRL	5.0		ug/L	271777	1	12/18/2018 01:02	JB
1,2-Dichloropropane	BRL	5.0		ug/L	271777	1	12/18/2018 01:02	JB
1,3-Dichlorobenzene	BRL	5.0		ug/L	271777	1	12/18/2018 01:02	JB
1,4-Dichlorobenzene	BRL	5.0		ug/L	271777	1	12/18/2018 01:02	JB
2-Butanone	BRL	50		ug/L	271777	1	12/18/2018 01:02	JB
2-Hexanone	BRL	10		ug/L	271777	1	12/18/2018 01:02	JB
4-Methyl-2-pentanone	BRL	10		ug/L	271777	1	12/18/2018 01:02	JB
Acetone	BRL	50		ug/L	271777	1	12/18/2018 01:02	JB
Benzene	10	5.0		ug/L	271777	1	12/18/2018 01:02	JB
Bromodichloromethane	BRL	5.0		ug/L	271777	1	12/18/2018 01:02	JB
Bromoform	BRL	5.0		ug/L	271777	1	12/18/2018 01:02	JB
Bromomethane	BRL	5.0		ug/L	271777	1	12/18/2018 01:02	JB
Carbon disulfide	BRL	5.0		ug/L	271777	1	12/18/2018 01:02	JB
Carbon tetrachloride	BRL	5.0		ug/L	271777	1	12/18/2018 01:02	JB
Chlorobenzene	BRL	5.0		ug/L	271777	1	12/18/2018 01:02	JB
Chloroethane	BRL	10		ug/L	271777	1	12/18/2018 01:02	JB
Chloroform	BRL	5.0		ug/L	271777	1	12/18/2018 01:02	JB
Chloromethane	BRL	10		ug/L	271777	1	12/18/2018 01:02	JB
cis-1,2-Dichloroethene	27	5.0		ug/L	271777	1	12/18/2018 01:02	JB
cis-1,3-Dichloropropene	BRL	5.0		ug/L	271777	1	12/18/2018 01:02	JB
Cyclohexane	22	5.0		ug/L	271777	1	12/18/2018 01:02	JB
Dibromochloromethane	BRL	5.0		ug/L	271777	1	12/18/2018 01:02	JB
Dichlorodifluoromethane	BRL	10		ug/L	271777	1	12/18/2018 01:02	JB
Ethylbenzene	22	5.0		ug/L	271777	1	12/18/2018 01:02	JB
Freon-113	BRL	10		ug/L	271777	1	12/18/2018 01:02	JB
Isopropylbenzene	BRL	5.0		ug/L	271777	1	12/18/2018 01:02	JB
m,p-Xylene	BRL	5.0		ug/L	271777	1	12/18/2018 01:02	JB
Methyl acetate	BRL	5.0		ug/L	271777	1	12/18/2018 01:02	JB
Methyl tert-butyl ether	BRL	5.0		ug/L	271777	1	12/18/2018 01:02	JB
Methylcyclohexane	BRL	5.0		ug/L	271777	1	12/18/2018 01:02	JB
Methylene chloride	BRL	5.0		ug/L	271777	1	12/18/2018 01:02	JB
o-Xylene	BRL	5.0		ug/L	271777	1	12/18/2018 01:02	JB

Qualifiers:

*	Value exceeds maximum contaminant level	E	Estimated (value above quantitation range)
BRL	Below reporting limit	S	Spike Recovery outside limits due to matrix
H	Holding times for preparation or analysis exceeded	Narr	See case narrative
N	Analyte not NELAC certified	NC	Not confirmed
B	Analyte detected in the associated method blank	<	Less than Result value
>	Greater than Result value	J	Estimated value detected below Reporting Limit

Analytical Environmental Services, Inc

Date: 21-Dec-18

Client:	Peachtree Environmental	**Client Sample ID:**	MW-18
Project Name:	Thomasville National Bank (TNB)	**Collection Date:**	12/12/2018 3:40:00 PM
Lab ID:	1812F09-011	**Matrix:**	Groundwater

Analyses	Result	Reporting Limit	Qual	Units	BatchID	Dilution Factor	Date Analyzed	Analyst
TCL VOLATILE ORGANICS SW8260B				**(SW5030B)**				
Styrene	BRL	5.0		ug/L	271777	1	12/18/2018 01:02	JB
Tetrachloroethene	BRL	5.0		ug/L	271777	1	12/18/2018 01:02	JB
Toluene	BRL	5.0		ug/L	271777	1	12/18/2018 01:02	JB
trans-1,2-Dichloroethene	BRL	5.0		ug/L	271777	1	12/18/2018 01:02	JB
trans-1,3-Dichloropropene	BRL	5.0		ug/L	271777	1	12/18/2018 01:02	JB
Trichloroethene	BRL	5.0		ug/L	271777	1	12/18/2018 01:02	JB
Trichlorofluoromethane	BRL	5.0		ug/L	271777	1	12/18/2018 01:02	JB
Vinyl chloride	BRL	2.0		ug/L	271777	1	12/18/2018 01:02	JB
Surr: 4-Bromofluorobenzene	98.7	64-125		%REC	271777	1	12/18/2018 01:02	JB
Surr: Dibromofluoromethane	96.6	76.4-125		%REC	271777	1	12/18/2018 01:02	JB
Surr: Toluene-d8	97.8	78.3-116		%REC	271777	1	12/18/2018 01:02	JB

Qualifiers:

*	Value exceeds maximum contaminant level	E	Estimated (value above quantitation range)
BRL	Below reporting limit	S	Spike Recovery outside limits due to matrix
H	Holding times for preparation or analysis exceeded	Narr	See case narrative
N	Analyte not NELAC certified	NC	Not confirmed
B	Analyte detected in the associated method blank	<	Less than Result value
>	Greater than Result value	J	Estimated value detected below Reporting Limit

Analytical Environmental Services, Inc

Date: 21-Dec-18

Client:	Peachtree Environmental	**Client Sample ID:**	MW-19
Project Name:	Thomasville National Bank (TNB)	**Collection Date:**	12/12/2018 8:00:00 AM
Lab ID:	1812F09-012	**Matrix:**	Groundwater

Analyses	Result	Reporting Limit	Qual	Units	BatchID	Dilution Factor	Date Analyzed	Analyst
TCL VOLATILE ORGANICS SW8260B				**(SW5030B)**				
1,1,1-Trichloroethane	BRL	5.0		ug/L	271777	1	12/18/2018 16:17	JB
1,1,2,2-Tetrachloroethane	BRL	5.0		ug/L	271777	1	12/18/2018 16:17	JB
1,1,2-Trichloroethane	BRL	5.0		ug/L	271777	1	12/18/2018 16:17	JB
1,1-Dichloroethane	BRL	5.0		ug/L	271777	1	12/18/2018 16:17	JB
1,1-Dichloroethene	BRL	5.0		ug/L	271777	1	12/18/2018 16:17	JB
1,2,4-Trichlorobenzene	BRL	5.0		ug/L	271777	1	12/18/2018 16:17	JB
1,2-Dibromo-3-chloropropane	BRL	5.0		ug/L	271777	1	12/18/2018 16:17	JB
1,2-Dibromoethane	BRL	5.0		ug/L	271777	1	12/18/2018 16:17	JB
1,2-Dichlorobenzene	BRL	5.0		ug/L	271777	1	12/18/2018 16:17	JB
1,2-Dichloroethane	BRL	5.0		ug/L	271777	1	12/18/2018 16:17	JB
1,2-Dichloropropane	BRL	5.0		ug/L	271777	1	12/18/2018 16:17	JB
1,3-Dichlorobenzene	BRL	5.0		ug/L	271777	1	12/18/2018 16:17	JB
1,4-Dichlorobenzene	BRL	5.0		ug/L	271777	1	12/18/2018 16:17	JB
2-Butanone	BRL	50		ug/L	271777	1	12/18/2018 16:17	JB
2-Hexanone	BRL	10		ug/L	271777	1	12/18/2018 16:17	JB
4-Methyl-2-pentanone	BRL	10		ug/L	271777	1	12/18/2018 16:17	JB
Acetone	BRL	50		ug/L	271777	1	12/18/2018 16:17	JB
Benzene	BRL	5.0		ug/L	271777	1	12/18/2018 16:17	JB
Bromodichloromethane	BRL	5.0		ug/L	271777	1	12/18/2018 16:17	JB
Bromoform	BRL	5.0		ug/L	271777	1	12/18/2018 16:17	JB
Bromomethane	BRL	5.0		ug/L	271777	1	12/18/2018 16:17	JB
Carbon disulfide	BRL	5.0		ug/L	271777	1	12/18/2018 16:17	JB
Carbon tetrachloride	BRL	5.0		ug/L	271777	1	12/18/2018 16:17	JB
Chlorobenzene	BRL	5.0		ug/L	271777	1	12/18/2018 16:17	JB
Chloroethane	BRL	10		ug/L	271777	1	12/18/2018 16:17	JB
Chloroform	BRL	5.0		ug/L	271777	1	12/18/2018 16:17	JB
Chloromethane	BRL	10		ug/L	271777	1	12/18/2018 16:17	JB
cis-1,2-Dichloroethene	150	100		ug/L	271777	50	12/17/2018 23:27	JB
cis-1,3-Dichloropropene	BRL	5.0		ug/L	271777	1	12/18/2018 16:17	JB
Cyclohexane	BRL	5.0		ug/L	271777	1	12/18/2018 16:17	JB
Dibromochloromethane	BRL	5.0		ug/L	271777	1	12/18/2018 16:17	JB
Dichlorodifluoromethane	BRL	10		ug/L	271777	1	12/18/2018 16:17	JB
Ethylbenzene	BRL	5.0		ug/L	271777	1	12/18/2018 16:17	JB
Freon-113	BRL	10		ug/L	271777	1	12/18/2018 16:17	JB
Isopropylbenzene	BRL	5.0		ug/L	271777	1	12/18/2018 16:17	JB
m,p-Xylene	BRL	5.0		ug/L	271777	1	12/18/2018 16:17	JB
Methyl acetate	BRL	5.0		ug/L	271777	1	12/18/2018 16:17	JB
Methyl tert-butyl ether	BRL	5.0		ug/L	271777	1	12/18/2018 16:17	JB
Methylcyclohexane	BRL	5.0		ug/L	271777	1	12/18/2018 16:17	JB
Methylene chloride	BRL	5.0		ug/L	271777	1	12/18/2018 16:17	JB
o-Xylene	BRL	5.0		ug/L	271777	1	12/18/2018 16:17	JB

Qualifiers:

*	Value exceeds maximum contaminant level	E	Estimated (value above quantitation range)
BRL	Below reporting limit	S	Spike Recovery outside limits due to matrix
H	Holding times for preparation or analysis exceeded	Narr	See case narrative
N	Analyte not NELAC certified	NC	Not confirmed
B	Analyte detected in the associated method blank	<	Less than Result value
>	Greater than Result value	J	Estimated value detected below Reporting Limit

Analytical Environmental Services, Inc **Date:** 21-Dec-18

Client:	Peachtree Environmental	**Client Sample ID:**	MW-19
Project Name:	Thomasville National Bank (TNB)	**Collection Date:**	12/12/2018 8:00:00 AM
Lab ID:	1812F09-012	**Matrix:**	Groundwater

Analyses	Result	Reporting Limit	Qual	Units	BatchID	Dilution Factor	Date Analyzed	Analyst
TCL VOLATILE ORGANICS SW8260B				**(SW5030B)**				
Styrene	BRL	5.0		ug/L	271777	1	12/18/2018 16:17	JB
Tetrachloroethene	3800	250		ug/L	271777	50	12/17/2018 23:27	JB
Toluene	BRL	5.0		ug/L	271777	1	12/18/2018 16:17	JB
trans-1,2-Dichloroethene	BRL	5.0		ug/L	271777	1	12/18/2018 16:17	JB
trans-1,3-Dichloropropene	BRL	5.0		ug/L	271777	1	12/18/2018 16:17	JB
Trichloroethene	43	5.0		ug/L	271777	1	12/18/2018 16:17	JB
Trichlorofluoromethane	BRL	5.0		ug/L	271777	1	12/18/2018 16:17	JB
Vinyl chloride	BRL	2.0		ug/L	271777	1	12/18/2018 16:17	JB
Surr: 4-Bromofluorobenzene	90	64-125		%REC	271777	50	12/17/2018 23:27	JB
Surr: 4-Bromofluorobenzene	91.7	64-125		%REC	271777	1	12/18/2018 16:17	JB
Surr: Dibromofluoromethane	102	76.4-125		%REC	271777	50	12/17/2018 23:27	JB
Surr: Dibromofluoromethane	95.7	76.4-125		%REC	271777	1	12/18/2018 16:17	JB
Surr: Toluene-d8	97	78.3-116		%REC	271777	50	12/17/2018 23:27	JB
Surr: Toluene-d8	91.5	78.3-116		%REC	271777	1	12/18/2018 16:17	JB

Qualifiers:

*	Value exceeds maximum contaminant level	E	Estimated (value above quantitation range)
BRL	Below reporting limit	S	Spike Recovery outside limits due to matrix
H	Holding times for preparation or analysis exceeded	Narr	See case narrative
N	Analyte not NELAC certified	NC	Not confirmed
B	Analyte detected in the associated method blank	<	Less than Result value
>	Greater than Result value	J	Estimated value detected below Reporting Limit

Analytical Environmental Services, Inc **Date:** 21-Dec-18

Client:	Peachtree Environmental	**Client Sample ID:**	MW-21
Project Name:	Thomasville National Bank (TNB)	**Collection Date:**	12/12/2018 10:20:00 AM
Lab ID:	1812F09-013	**Matrix:**	Groundwater

Analyses	Result	Reporting Limit	Qual	Units	BatchID	Dilution Factor	Date Analyzed	Analyst
TCL VOLATILE ORGANICS SW8260B				**(SW5030B)**				
1,1,1-Trichloroethane	BRL	5.0		ug/L	271777	1	12/18/2018 00:38	JB
1,1,2,2-Tetrachloroethane	BRL	5.0		ug/L	271777	1	12/18/2018 00:38	JB
1,1,2-Trichloroethane	BRL	5.0		ug/L	271777	1	12/18/2018 00:38	JB
1,1-Dichloroethane	BRL	5.0		ug/L	271777	1	12/18/2018 00:38	JB
1,1-Dichloroethene	BRL	5.0		ug/L	271777	1	12/18/2018 00:38	JB
1,2,4-Trichlorobenzene	BRL	5.0		ug/L	271777	1	12/18/2018 00:38	JB
1,2-Dibromo-3-chloropropane	BRL	5.0		ug/L	271777	1	12/18/2018 00:38	JB
1,2-Dibromoethane	BRL	5.0		ug/L	271777	1	12/18/2018 00:38	JB
1,2-Dichlorobenzene	BRL	5.0		ug/L	271777	1	12/18/2018 00:38	JB
1,2-Dichloroethane	BRL	5.0		ug/L	271777	1	12/18/2018 00:38	JB
1,2-Dichloropropane	BRL	5.0		ug/L	271777	1	12/18/2018 00:38	JB
1,3-Dichlorobenzene	BRL	5.0		ug/L	271777	1	12/18/2018 00:38	JB
1,4-Dichlorobenzene	BRL	5.0		ug/L	271777	1	12/18/2018 00:38	JB
2-Butanone	BRL	50		ug/L	271777	1	12/18/2018 00:38	JB
2-Hexanone	BRL	10		ug/L	271777	1	12/18/2018 00:38	JB
4-Methyl-2-pentanone	BRL	10		ug/L	271777	1	12/18/2018 00:38	JB
Acetone	BRL	50		ug/L	271777	1	12/18/2018 00:38	JB
Benzene	37	5.0		ug/L	271777	1	12/18/2018 00:38	JB
Bromodichloromethane	BRL	5.0		ug/L	271777	1	12/18/2018 00:38	JB
Bromoform	BRL	5.0		ug/L	271777	1	12/18/2018 00:38	JB
Bromomethane	BRL	5.0		ug/L	271777	1	12/18/2018 00:38	JB
Carbon disulfide	BRL	5.0		ug/L	271777	1	12/18/2018 00:38	JB
Carbon tetrachloride	BRL	5.0		ug/L	271777	1	12/18/2018 00:38	JB
Chlorobenzene	BRL	5.0		ug/L	271777	1	12/18/2018 00:38	JB
Chloroethane	BRL	10		ug/L	271777	1	12/18/2018 00:38	JB
Chloroform	BRL	5.0		ug/L	271777	1	12/18/2018 00:38	JB
Chloromethane	BRL	10		ug/L	271777	1	12/18/2018 00:38	JB
cis-1,2-Dichloroethene	360	50		ug/L	271777	10	12/18/2018 18:49	JB
cis-1,3-Dichloropropene	BRL	5.0		ug/L	271777	1	12/18/2018 00:38	JB
Cyclohexane	65	5.0		ug/L	271777	1	12/18/2018 00:38	JB
Dibromochloromethane	BRL	5.0		ug/L	271777	1	12/18/2018 00:38	JB
Dichlorodifluoromethane	BRL	10		ug/L	271777	1	12/18/2018 00:38	JB
Ethylbenzene	550	50		ug/L	271777	10	12/18/2018 18:49	JB
Freon-113	BRL	10		ug/L	271777	1	12/18/2018 00:38	JB
Isopropylbenzene	72	5.0		ug/L	271777	1	12/18/2018 00:38	JB
m,p-Xylene	220	5.0		ug/L	271777	1	12/18/2018 00:38	JB
Methyl acetate	BRL	5.0		ug/L	271777	1	12/18/2018 00:38	JB
Methyl tert-butyl ether	BRL	5.0		ug/L	271777	1	12/18/2018 00:38	JB
Methylcyclohexane	190	5.0		ug/L	271777	1	12/18/2018 00:38	JB
Methylene chloride	BRL	5.0		ug/L	271777	1	12/18/2018 00:38	JB
o-Xylene	6.5	5.0		ug/L	271777	1	12/18/2018 00:38	JB

Qualifiers:

*	Value exceeds maximum contaminant level	E	Estimated (value above quantitation range)
BRL	Below reporting limit	S	Spike Recovery outside limits due to matrix
H	Holding times for preparation or analysis exceeded	Narr	See case narrative
N	Analyte not NELAC certified	NC	Not confirmed
B	Analyte detected in the associated method blank	<	Less than Result value
>	Greater than Result value	J	Estimated value detected below Reporting Limit

Analytical Environmental Services, Inc **Date:** 21-Dec-18

Client:	Peachtree Environmental	**Client Sample ID:**	MW-21
Project Name:	Thomasville National Bank (TNB)	**Collection Date:**	12/12/2018 10:20:00 AM
Lab ID:	1812F09-013	**Matrix:**	Groundwater

Analyses	Result	Reporting Limit	Qual	Units	BatchID	Dilution Factor	Date Analyzed	Analyst
TCL VOLATILE ORGANICS SW8260B				**(SW5030B)**				
Styrene	BRL	5.0		ug/L	271777	1	12/18/2018 00:38	JB
Tetrachloroethene	BRL	5.0		ug/L	271777	1	12/18/2018 00:38	JB
Toluene	9.8	5.0		ug/L	271777	1	12/18/2018 00:38	JB
trans-1,2-Dichloroethene	8.6	5.0		ug/L	271777	1	12/18/2018 00:38	JB
trans-1,3-Dichloropropene	BRL	5.0		ug/L	271777	1	12/18/2018 00:38	JB
Trichloroethene	13	5.0		ug/L	271777	1	12/18/2018 00:38	JB
Trichlorofluoromethane	BRL	5.0		ug/L	271777	1	12/18/2018 00:38	JB
Vinyl chloride	2.2	2.0		ug/L	271777	1	12/18/2018 00:38	JB
Surr: 4-Bromofluorobenzene	97.4	64-125		%REC	271777	10	12/18/2018 18:49	JB
Surr: 4-Bromofluorobenzene	102	64-125		%REC	271777	1	12/18/2018 00:38	JB
Surr: Dibromofluoromethane	94	76.4-125		%REC	271777	10	12/18/2018 18:49	JB
Surr: Dibromofluoromethane	102	76.4-125		%REC	271777	1	12/18/2018 00:38	JB
Surr: Toluene-d8	96	78.3-116		%REC	271777	10	12/18/2018 18:49	JB
Surr: Toluene-d8	98.5	78.3-116		%REC	271777	1	12/18/2018 00:38	JB

Qualifiers:

*	Value exceeds maximum contaminant level	E	Estimated (value above quantitation range)
BRL	Below reporting limit	S	Spike Recovery outside limits due to matrix
H	Holding times for preparation or analysis exceeded	Narr	See case narrative
N	Analyte not NELAC certified	NC	Not confirmed
B	Analyte detected in the associated method blank	<	Less than Result value
>	Greater than Result value	J	Estimated value detected below Reporting Limit

Analytical Environmental Services, Inc

Date: 21-Dec-18

Client:	Peachtree Environmental	**Client Sample ID:**	MW-22
Project Name:	Thomasville National Bank (TNB)	**Collection Date:**	12/12/2018 11:50:00 AM
Lab ID:	1812F09-014	**Matrix:**	Groundwater

Analyses	Result	Reporting Limit	Qual	Units	BatchID	Dilution Factor	Date Analyzed	Analyst
TCL VOLATILE ORGANICS SW8260B				**(SW5030B)**				
1,1,1-Trichloroethane	BRL	5.0		ug/L	271777	1	12/18/2018 00:15	JB
1,1,2,2-Tetrachloroethane	BRL	5.0		ug/L	271777	1	12/18/2018 00:15	JB
1,1,2-Trichloroethane	BRL	5.0		ug/L	271777	1	12/18/2018 00:15	JB
1,1-Dichloroethane	BRL	5.0		ug/L	271777	1	12/18/2018 00:15	JB
1,1-Dichloroethene	BRL	5.0		ug/L	271777	1	12/18/2018 00:15	JB
1,2,4-Trichlorobenzene	BRL	5.0		ug/L	271777	1	12/18/2018 00:15	JB
1,2-Dibromo-3-chloropropane	BRL	5.0		ug/L	271777	1	12/18/2018 00:15	JB
1,2-Dibromoethane	BRL	5.0		ug/L	271777	1	12/18/2018 00:15	JB
1,2-Dichlorobenzene	BRL	5.0		ug/L	271777	1	12/18/2018 00:15	JB
1,2-Dichloroethane	BRL	5.0		ug/L	271777	1	12/18/2018 00:15	JB
1,2-Dichloropropane	BRL	5.0		ug/L	271777	1	12/18/2018 00:15	JB
1,3-Dichlorobenzene	BRL	5.0		ug/L	271777	1	12/18/2018 00:15	JB
1,4-Dichlorobenzene	BRL	5.0		ug/L	271777	1	12/18/2018 00:15	JB
2-Butanone	BRL	50		ug/L	271777	1	12/18/2018 00:15	JB
2-Hexanone	BRL	10		ug/L	271777	1	12/18/2018 00:15	JB
4-Methyl-2-pentanone	BRL	10		ug/L	271777	1	12/18/2018 00:15	JB
Acetone	BRL	50		ug/L	271777	1	12/18/2018 00:15	JB
Benzene	BRL	5.0		ug/L	271777	1	12/18/2018 00:15	JB
Bromodichloromethane	BRL	5.0		ug/L	271777	1	12/18/2018 00:15	JB
Bromoform	BRL	5.0		ug/L	271777	1	12/18/2018 00:15	JB
Bromomethane	BRL	5.0		ug/L	271777	1	12/18/2018 00:15	JB
Carbon disulfide	BRL	5.0		ug/L	271777	1	12/18/2018 00:15	JB
Carbon tetrachloride	BRL	5.0		ug/L	271777	1	12/18/2018 00:15	JB
Chlorobenzene	BRL	5.0		ug/L	271777	1	12/18/2018 00:15	JB
Chloroethane	BRL	10		ug/L	271777	1	12/18/2018 00:15	JB
Chloroform	BRL	5.0		ug/L	271777	1	12/18/2018 00:15	JB
Chloromethane	BRL	10		ug/L	271777	1	12/18/2018 00:15	JB
cis-1,2-Dichloroethene	1400	50		ug/L	271777	10	12/18/2018 16:42	JB
cis-1,3-Dichloropropene	BRL	5.0		ug/L	271777	1	12/18/2018 00:15	JB
Cyclohexane	6.6	5.0		ug/L	271777	1	12/18/2018 00:15	JB
Dibromochloromethane	BRL	5.0		ug/L	271777	1	12/18/2018 00:15	JB
Dichlorodifluoromethane	BRL	10		ug/L	271777	1	12/18/2018 00:15	JB
Ethylbenzene	BRL	5.0		ug/L	271777	1	12/18/2018 00:15	JB
Freon-113	BRL	10		ug/L	271777	1	12/18/2018 00:15	JB
Isopropylbenzene	BRL	5.0		ug/L	271777	1	12/18/2018 00:15	JB
m,p-Xylene	BRL	5.0		ug/L	271777	1	12/18/2018 00:15	JB
Methyl acetate	BRL	5.0		ug/L	271777	1	12/18/2018 00:15	JB
Methyl tert-butyl ether	BRL	5.0		ug/L	271777	1	12/18/2018 00:15	JB
Methylcyclohexane	13	5.0		ug/L	271777	1	12/18/2018 00:15	JB
Methylene chloride	BRL	5.0		ug/L	271777	1	12/18/2018 00:15	JB
o-Xylene	BRL	5.0		ug/L	271777	1	12/18/2018 00:15	JB

Qualifiers:

*	Value exceeds maximum contaminant level	E	Estimated (value above quantitation range)
BRL	Below reporting limit	S	Spike Recovery outside limits due to matrix
H	Holding times for preparation or analysis exceeded	Narr	See case narrative
N	Analyte not NELAC certified	NC	Not confirmed
B	Analyte detected in the associated method blank	<	Less than Result value
>	Greater than Result value	J	Estimated value detected below Reporting Limit

Analytical Environmental Services, Inc

Date: 21-Dec-18

Client:	Peachtree Environmental	**Client Sample ID:**	MW-22
Project Name:	Thomasville National Bank (TNB)	**Collection Date:**	12/12/2018 11:50:00 AM
Lab ID:	1812F09-014	**Matrix:**	Groundwater

Analyses	Result	Reporting Limit	Qual	Units	BatchID	Dilution Factor	Date Analyzed	Analyst
TCL VOLATILE ORGANICS SW8260B				**(SW5030B)**				
Styrene	BRL	5.0		ug/L	271777	1	12/18/2018 00:15	JB
Tetrachloroethene	130	5.0		ug/L	271777	1	12/18/2018 00:15	JB
Toluene	BRL	5.0		ug/L	271777	1	12/18/2018 00:15	JB
trans-1,2-Dichloroethene	5.5	5.0		ug/L	271777	1	12/18/2018 00:15	JB
trans-1,3-Dichloropropene	BRL	5.0		ug/L	271777	1	12/18/2018 00:15	JB
Trichloroethene	120	5.0		ug/L	271777	1	12/18/2018 00:15	JB
Trichlorofluoromethane	BRL	5.0		ug/L	271777	1	12/18/2018 00:15	JB
Vinyl chloride	8.6	2.0		ug/L	271777	1	12/18/2018 00:15	JB
Surr: 4-Bromofluorobenzene	91.1	64-125		%REC	271777	1	12/18/2018 00:15	JB
Surr: 4-Bromofluorobenzene	90.3	64-125		%REC	271777	10	12/18/2018 16:42	JB
Surr: Dibromofluoromethane	95.8	76.4-125		%REC	271777	10	12/18/2018 16:42	JB
Surr: Dibromofluoromethane	103	76.4-125		%REC	271777	1	12/18/2018 00:15	JB
Surr: Toluene-d8	95.2	78.3-116		%REC	271777	10	12/18/2018 16:42	JB
Surr: Toluene-d8	98.2	78.3-116		%REC	271777	1	12/18/2018 00:15	JB

Qualifiers:

*	Value exceeds maximum contaminant level	E	Estimated (value above quantitation range)
BRL	Below reporting limit	S	Spike Recovery outside limits due to matrix
H	Holding times for preparation or analysis exceeded	Narr	See case narrative
N	Analyte not NELAC certified	NC	Not confirmed
B	Analyte detected in the associated method blank	<	Less than Result value
>	Greater than Result value	J	Estimated value detected below Reporting Limit

Analytical Environmental Services, Inc

Date: 21-Dec-18

Client:	Peachtree Environmental	**Client Sample ID:**	MW-23
Project Name:	Thomasville National Bank (TNB)	**Collection Date:**	12/12/2018 11:06:00 AM
Lab ID:	1812F09-015	**Matrix:**	Groundwater

Analyses	Result	Reporting Limit	Qual	Units	BatchID	Dilution Factor	Date Analyzed	Analyst
TCL VOLATILE ORGANICS SW8260B				**(SW5030B)**				
1,1,1-Trichloroethane	BRL	5.0		ug/L	271777	1	12/18/2018 03:27	JB
1,1,2,2-Tetrachloroethane	BRL	5.0		ug/L	271777	1	12/18/2018 03:27	JB
1,1,2-Trichloroethane	BRL	5.0		ug/L	271777	1	12/18/2018 03:27	JB
1,1-Dichloroethane	BRL	5.0		ug/L	271777	1	12/18/2018 03:27	JB
1,1-Dichloroethene	BRL	5.0		ug/L	271777	1	12/18/2018 03:27	JB
1,2,4-Trichlorobenzene	BRL	5.0		ug/L	271777	1	12/18/2018 03:27	JB
1,2-Dibromo-3-chloropropane	BRL	5.0		ug/L	271777	1	12/18/2018 03:27	JB
1,2-Dibromoethane	BRL	5.0		ug/L	271777	1	12/18/2018 03:27	JB
1,2-Dichlorobenzene	BRL	5.0		ug/L	271777	1	12/18/2018 03:27	JB
1,2-Dichloroethane	BRL	5.0		ug/L	271777	1	12/18/2018 03:27	JB
1,2-Dichloropropane	BRL	5.0		ug/L	271777	1	12/18/2018 03:27	JB
1,3-Dichlorobenzene	BRL	5.0		ug/L	271777	1	12/18/2018 03:27	JB
1,4-Dichlorobenzene	BRL	5.0		ug/L	271777	1	12/18/2018 03:27	JB
2-Butanone	BRL	50		ug/L	271777	1	12/18/2018 03:27	JB
2-Hexanone	BRL	10		ug/L	271777	1	12/18/2018 03:27	JB
4-Methyl-2-pentanone	BRL	10		ug/L	271777	1	12/18/2018 03:27	JB
Acetone	BRL	50		ug/L	271777	1	12/18/2018 03:27	JB
Benzene	8.9	5.0		ug/L	271777	1	12/18/2018 03:27	JB
Bromodichloromethane	BRL	5.0		ug/L	271777	1	12/18/2018 03:27	JB
Bromoform	BRL	5.0		ug/L	271777	1	12/18/2018 03:27	JB
Bromomethane	BRL	5.0		ug/L	271777	1	12/18/2018 03:27	JB
Carbon disulfide	BRL	5.0		ug/L	271777	1	12/18/2018 03:27	JB
Carbon tetrachloride	BRL	5.0		ug/L	271777	1	12/18/2018 03:27	JB
Chlorobenzene	BRL	5.0		ug/L	271777	1	12/18/2018 03:27	JB
Chloroethane	BRL	10		ug/L	271777	1	12/18/2018 03:27	JB
Chloroform	BRL	5.0		ug/L	271777	1	12/18/2018 03:27	JB
Chloromethane	BRL	10		ug/L	271777	1	12/18/2018 03:27	JB
cis-1,2-Dichloroethene	180	5.0		ug/L	271777	1	12/18/2018 03:27	JB
cis-1,3-Dichloropropene	BRL	5.0		ug/L	271777	1	12/18/2018 03:27	JB
Cyclohexane	19	5.0		ug/L	271777	1	12/18/2018 03:27	JB
Dibromochloromethane	BRL	5.0		ug/L	271777	1	12/18/2018 03:27	JB
Dichlorodifluoromethane	BRL	10		ug/L	271777	1	12/18/2018 03:27	JB
Ethylbenzene	510	50		ug/L	271777	10	12/18/2018 20:24	JB
Freon-113	BRL	10		ug/L	271777	1	12/18/2018 03:27	JB
Isopropylbenzene	39	5.0		ug/L	271777	1	12/18/2018 03:27	JB
m,p-Xylene	1300	50		ug/L	271777	10	12/18/2018 20:24	JB
Methyl acetate	BRL	5.0		ug/L	271777	1	12/18/2018 03:27	JB
Methyl tert-butyl ether	BRL	5.0		ug/L	271777	1	12/18/2018 03:27	JB
Methylcyclohexane	60	5.0		ug/L	271777	1	12/18/2018 03:27	JB
Methylene chloride	BRL	5.0		ug/L	271777	1	12/18/2018 03:27	JB
o-Xylene	280	50		ug/L	271777	10	12/18/2018 20:24	JB

Qualifiers:

*	Value exceeds maximum contaminant level	E	Estimated (value above quantitation range)
BRL	Below reporting limit	S	Spike Recovery outside limits due to matrix
H	Holding times for preparation or analysis exceeded	Narr	See case narrative
N	Analyte not NELAC certified	NC	Not confirmed
B	Analyte detected in the associated method blank	<	Less than Result value
>	Greater than Result value	J	Estimated value detected below Reporting Limit

Analytical Environmental Services, Inc

Date: 21-Dec-18

Client:	Peachtree Environmental	**Client Sample ID:**	MW-23
Project Name:	Thomasville National Bank (TNB)	**Collection Date:**	12/12/2018 11:06:00 AM
Lab ID:	1812F09-015	**Matrix:**	Groundwater

Analyses	Result	Reporting Limit	Qual	Units	BatchID	Dilution Factor	Date Analyzed	Analyst
TCL VOLATILE ORGANICS SW8260B				**(SW5030B)**				
Styrene	BRL	5.0		ug/L	271777	1	12/18/2018 03:27	JB
Tetrachloroethene	19	5.0		ug/L	271777	1	12/18/2018 03:27	JB
Toluene	210	50		ug/L	271777	10	12/18/2018 20:24	JB
trans-1,2-Dichloroethene	BRL	5.0		ug/L	271777	1	12/18/2018 03:27	JB
trans-1,3-Dichloropropene	BRL	5.0		ug/L	271777	1	12/18/2018 03:27	JB
Trichloroethene	130	5.0		ug/L	271777	1	12/18/2018 03:27	JB
Trichlorofluoromethane	BRL	5.0		ug/L	271777	1	12/18/2018 03:27	JB
Vinyl chloride	BRL	2.0		ug/L	271777	1	12/18/2018 03:27	JB
Surr: 4-Bromofluorobenzene	96.6	64-125		%REC	271777	10	12/18/2018 20:24	JB
Surr: 4-Bromofluorobenzene	98.2	64-125		%REC	271777	1	12/18/2018 03:27	JB
Surr: Dibromofluoromethane	95.4	76.4-125		%REC	271777	1	12/18/2018 03:27	JB
Surr: Dibromofluoromethane	100	76.4-125		%REC	271777	10	12/18/2018 20:24	JB
Surr: Toluene-d8	94.5	78.3-116		%REC	271777	1	12/18/2018 03:27	JB
Surr: Toluene-d8	97.7	78.3-116		%REC	271777	10	12/18/2018 20:24	JB

Qualifiers:

*	Value exceeds maximum contaminant level	E	Estimated (value above quantitation range)
BRL	Below reporting limit	S	Spike Recovery outside limits due to matrix
H	Holding times for preparation or analysis exceeded	Narr	See case narrative
N	Analyte not NELAC certified	NC	Not confirmed
B	Analyte detected in the associated method blank	<	Less than Result value
>	Greater than Result value	J	Estimated value detected below Reporting Limit

Analytical Environmental Services, Inc

Date: 21-Dec-18

Client:	Peachtree Environmental	**Client Sample ID:**	MW-24
Project Name:	Thomasville National Bank (TNB)	**Collection Date:**	12/12/2018 2:50:00 PM
Lab ID:	1812F09-016	**Matrix:**	Groundwater

Analyses	Result	Reporting Limit	Qual	Units	BatchID	Dilution Factor	Date Analyzed	Analyst
TCL VOLATILE ORGANICS SW8260B				**(SW5030B)**				
1,1,1-Trichloroethane	BRL	5.0		ug/L	271777	1	12/18/2018 03:03	JB
1,1,2,2-Tetrachloroethane	BRL	5.0		ug/L	271777	1	12/18/2018 03:03	JB
1,1,2-Trichloroethane	BRL	5.0		ug/L	271777	1	12/18/2018 03:03	JB
1,1-Dichloroethane	BRL	5.0		ug/L	271777	1	12/18/2018 03:03	JB
1,1-Dichloroethene	BRL	5.0		ug/L	271777	1	12/18/2018 03:03	JB
1,2,4-Trichlorobenzene	BRL	5.0		ug/L	271777	1	12/18/2018 03:03	JB
1,2-Dibromo-3-chloropropane	BRL	5.0		ug/L	271777	1	12/18/2018 03:03	JB
1,2-Dibromoethane	BRL	5.0		ug/L	271777	1	12/18/2018 03:03	JB
1,2-Dichlorobenzene	BRL	5.0		ug/L	271777	1	12/18/2018 03:03	JB
1,2-Dichloroethane	BRL	5.0		ug/L	271777	1	12/18/2018 03:03	JB
1,2-Dichloropropane	BRL	5.0		ug/L	271777	1	12/18/2018 03:03	JB
1,3-Dichlorobenzene	BRL	5.0		ug/L	271777	1	12/18/2018 03:03	JB
1,4-Dichlorobenzene	BRL	5.0		ug/L	271777	1	12/18/2018 03:03	JB
2-Butanone	BRL	50		ug/L	271777	1	12/18/2018 03:03	JB
2-Hexanone	BRL	10		ug/L	271777	1	12/18/2018 03:03	JB
4-Methyl-2-pentanone	BRL	10		ug/L	271777	1	12/18/2018 03:03	JB
Acetone	BRL	50		ug/L	271777	1	12/18/2018 03:03	JB
Benzene	BRL	5.0		ug/L	271777	1	12/18/2018 03:03	JB
Bromodichloromethane	BRL	5.0		ug/L	271777	1	12/18/2018 03:03	JB
Bromoform	BRL	5.0		ug/L	271777	1	12/18/2018 03:03	JB
Bromomethane	BRL	5.0		ug/L	271777	1	12/18/2018 03:03	JB
Carbon disulfide	BRL	5.0		ug/L	271777	1	12/18/2018 03:03	JB
Carbon tetrachloride	BRL	5.0		ug/L	271777	1	12/18/2018 03:03	JB
Chlorobenzene	BRL	5.0		ug/L	271777	1	12/18/2018 03:03	JB
Chloroethane	BRL	10		ug/L	271777	1	12/18/2018 03:03	JB
Chloroform	BRL	5.0		ug/L	271777	1	12/18/2018 03:03	JB
Chloromethane	BRL	10		ug/L	271777	1	12/18/2018 03:03	JB
cis-1,2-Dichloroethene	BRL	5.0		ug/L	271777	1	12/18/2018 03:03	JB
cis-1,3-Dichloropropene	BRL	5.0		ug/L	271777	1	12/18/2018 03:03	JB
Cyclohexane	BRL	5.0		ug/L	271777	1	12/18/2018 03:03	JB
Dibromochloromethane	BRL	5.0		ug/L	271777	1	12/18/2018 03:03	JB
Dichlorodifluoromethane	BRL	10		ug/L	271777	1	12/18/2018 03:03	JB
Ethylbenzene	BRL	5.0		ug/L	271777	1	12/18/2018 03:03	JB
Freon-113	BRL	10		ug/L	271777	1	12/18/2018 03:03	JB
Isopropylbenzene	BRL	5.0		ug/L	271777	1	12/18/2018 03:03	JB
m,p-Xylene	BRL	5.0		ug/L	271777	1	12/18/2018 03:03	JB
Methyl acetate	BRL	5.0		ug/L	271777	1	12/18/2018 03:03	JB
Methyl tert-butyl ether	BRL	5.0		ug/L	271777	1	12/18/2018 03:03	JB
Methylcyclohexane	BRL	5.0		ug/L	271777	1	12/18/2018 03:03	JB
Methylene chloride	BRL	5.0		ug/L	271777	1	12/18/2018 03:03	JB
o-Xylene	BRL	5.0		ug/L	271777	1	12/18/2018 03:03	JB

Qualifiers:

*	Value exceeds maximum contaminant level	E	Estimated (value above quantitation range)
BRL	Below reporting limit	S	Spike Recovery outside limits due to matrix
H	Holding times for preparation or analysis exceeded	Narr	See case narrative
N	Analyte not NELAC certified	NC	Not confirmed
B	Analyte detected in the associated method blank	<	Less than Result value
>	Greater than Result value	J	Estimated value detected below Reporting Limit

Analytical Environmental Services, Inc

Date: 21-Dec-18

Client:	Peachtree Environmental	**Client Sample ID:**	MW-24
Project Name:	Thomasville National Bank (TNB)	**Collection Date:**	12/12/2018 2:50:00 PM
Lab ID:	1812F09-016	**Matrix:**	Groundwater

Analyses	Result	Reporting Limit	Qual	Units	BatchID	Dilution Factor	Date Analyzed	Analyst
TCL VOLATILE ORGANICS SW8260B				**(SW5030B)**				
Styrene	BRL	5.0		ug/L	271777	1	12/18/2018 03:03	JB
Tetrachloroethene	200	50		ug/L	271777	10	12/18/2018 20:00	JB
Toluene	BRL	5.0		ug/L	271777	1	12/18/2018 03:03	JB
trans-1,2-Dichloroethene	BRL	5.0		ug/L	271777	1	12/18/2018 03:03	JB
trans-1,3-Dichloropropene	BRL	5.0		ug/L	271777	1	12/18/2018 03:03	JB
Trichloroethene	13	5.0		ug/L	271777	1	12/18/2018 03:03	JB
Trichlorofluoromethane	BRL	5.0		ug/L	271777	1	12/18/2018 03:03	JB
Vinyl chloride	BRL	2.0		ug/L	271777	1	12/18/2018 03:03	JB
Surr: 4-Bromofluorobenzene	95.6	64-125		%REC	271777	1	12/18/2018 03:03	JB
Surr: 4-Bromofluorobenzene	94.7	64-125		%REC	271777	10	12/18/2018 20:00	JB
Surr: Dibromofluoromethane	99.2	76.4-125		%REC	271777	1	12/18/2018 03:03	JB
Surr: Dibromofluoromethane	102	76.4-125		%REC	271777	10	12/18/2018 20:00	JB
Surr: Toluene-d8	95.6	78.3-116		%REC	271777	10	12/18/2018 20:00	JB
Surr: Toluene-d8	96.3	78.3-116		%REC	271777	1	12/18/2018 03:03	JB

Qualifiers:

*	Value exceeds maximum contaminant level	E	Estimated (value above quantitation range)
BRL	Below reporting limit	S	Spike Recovery outside limits due to matrix
H	Holding times for preparation or analysis exceeded	Narr	See case narrative
N	Analyte not NELAC certified	NC	Not confirmed
B	Analyte detected in the associated method blank	<	Less than Result value
>	Greater than Result value	J	Estimated value detected below Reporting Limit

Analytical Environmental Services, Inc **Date:** 21-Dec-18

Client:	Peachtree Environmental	**Client Sample ID:**	DRUM
Project Name:	Thomasville National Bank (TNB)	**Collection Date:**	12/12/2018 10:45:00 AM
Lab ID:	1812F09-017	**Matrix:**	Groundwater

Analyses	Result	Reporting Limit	Qual	Units	BatchID	Dilution Factor	Date Analyzed	Analyst
TCL VOLATILE ORGANICS SW8260B				**(SW5030B)**				
1,1,1-Trichloroethane	BRL	5.0		ug/L	271777	1	12/18/2018 02:39	JB
1,1,2,2-Tetrachloroethane	BRL	5.0		ug/L	271777	1	12/18/2018 02:39	JB
1,1,2-Trichloroethane	BRL	5.0		ug/L	271777	1	12/18/2018 02:39	JB
1,1-Dichloroethane	BRL	5.0		ug/L	271777	1	12/18/2018 02:39	JB
1,1-Dichloroethene	BRL	5.0		ug/L	271777	1	12/18/2018 02:39	JB
1,2,4-Trichlorobenzene	BRL	5.0		ug/L	271777	1	12/18/2018 02:39	JB
1,2-Dibromo-3-chloropropane	BRL	5.0		ug/L	271777	1	12/18/2018 02:39	JB
1,2-Dibromoethane	BRL	5.0		ug/L	271777	1	12/18/2018 02:39	JB
1,2-Dichlorobenzene	BRL	5.0		ug/L	271777	1	12/18/2018 02:39	JB
1,2-Dichloroethane	BRL	5.0		ug/L	271777	1	12/18/2018 02:39	JB
1,2-Dichloropropane	BRL	5.0		ug/L	271777	1	12/18/2018 02:39	JB
1,3-Dichlorobenzene	BRL	5.0		ug/L	271777	1	12/18/2018 02:39	JB
1,4-Dichlorobenzene	BRL	5.0		ug/L	271777	1	12/18/2018 02:39	JB
2-Butanone	BRL	50		ug/L	271777	1	12/18/2018 02:39	JB
2-Hexanone	BRL	10		ug/L	271777	1	12/18/2018 02:39	JB
4-Methyl-2-pentanone	BRL	10		ug/L	271777	1	12/18/2018 02:39	JB
Acetone	BRL	50		ug/L	271777	1	12/18/2018 02:39	JB
Benzene	BRL	5.0		ug/L	271777	1	12/18/2018 02:39	JB
Bromodichloromethane	BRL	5.0		ug/L	271777	1	12/18/2018 02:39	JB
Bromoform	BRL	5.0		ug/L	271777	1	12/18/2018 02:39	JB
Bromomethane	BRL	5.0		ug/L	271777	1	12/18/2018 02:39	JB
Carbon disulfide	BRL	5.0		ug/L	271777	1	12/18/2018 02:39	JB
Carbon tetrachloride	BRL	5.0		ug/L	271777	1	12/18/2018 02:39	JB
Chlorobenzene	BRL	5.0		ug/L	271777	1	12/18/2018 02:39	JB
Chloroethane	BRL	10		ug/L	271777	1	12/18/2018 02:39	JB
Chloroform	BRL	5.0		ug/L	271777	1	12/18/2018 02:39	JB
Chloromethane	BRL	10		ug/L	271777	1	12/18/2018 02:39	JB
cis-1,2-Dichloroethene	74	5.0		ug/L	271777	1	12/18/2018 02:39	JB
cis-1,3-Dichloropropene	BRL	5.0		ug/L	271777	1	12/18/2018 02:39	JB
Cyclohexane	8.0	5.0		ug/L	271777	1	12/18/2018 02:39	JB
Dibromochloromethane	BRL	5.0		ug/L	271777	1	12/18/2018 02:39	JB
Dichlorodifluoromethane	BRL	10		ug/L	271777	1	12/18/2018 02:39	JB
Ethylbenzene	120	5.0		ug/L	271777	1	12/18/2018 02:39	JB
Freon-113	BRL	10		ug/L	271777	1	12/18/2018 02:39	JB
Isopropylbenzene	7.0	5.0		ug/L	271777	1	12/18/2018 02:39	JB
m,p-Xylene	320	5.0		ug/L	271777	1	12/18/2018 02:39	JB
Methyl acetate	BRL	5.0		ug/L	271777	1	12/18/2018 02:39	JB
Methyl tert-butyl ether	BRL	5.0		ug/L	271777	1	12/18/2018 02:39	JB
Methylcyclohexane	11	5.0		ug/L	271777	1	12/18/2018 02:39	JB
Methylene chloride	BRL	5.0		ug/L	271777	1	12/18/2018 02:39	JB
o-Xylene	160	5.0		ug/L	271777	1	12/18/2018 02:39	JB

Qualifiers:

*	Value exceeds maximum contaminant level	E	Estimated (value above quantitation range)
BRL	Below reporting limit	S	Spike Recovery outside limits due to matrix
H	Holding times for preparation or analysis exceeded	Narr	See case narrative
N	Analyte not NELAC certified	NC	Not confirmed
B	Analyte detected in the associated method blank	<	Less than Result value
>	Greater than Result value	J	Estimated value detected below Reporting Limit

Analytical Environmental Services, Inc **Date:** 21-Dec-18

Client:	Peachtree Environmental	**Client Sample ID:**	DRUM
Project Name:	Thomasville National Bank (TNB)	**Collection Date:**	12/12/2018 10:45:00 AM
Lab ID:	1812F09-017	**Matrix:**	Groundwater

Analyses	Result	Reporting Limit	Qual	Units	BatchID	Dilution Factor	Date Analyzed	Analyst
TCL VOLATILE ORGANICS SW8260B				**(SW5030B)**				
Styrene	BRL	5.0		ug/L	271777	1	12/18/2018 02:39	JB
Tetrachloroethene	130	5.0		ug/L	271777	1	12/18/2018 02:39	JB
Toluene	68	5.0		ug/L	271777	1	12/18/2018 02:39	JB
trans-1,2-Dichloroethene	BRL	5.0		ug/L	271777	1	12/18/2018 02:39	JB
trans-1,3-Dichloropropene	BRL	5.0		ug/L	271777	1	12/18/2018 02:39	JB
Trichloroethene	24	5.0		ug/L	271777	1	12/18/2018 02:39	JB
Trichlorofluoromethane	BRL	5.0		ug/L	271777	1	12/18/2018 02:39	JB
Vinyl chloride	BRL	2.0		ug/L	271777	1	12/18/2018 02:39	JB
Surr: 4-Bromofluorobenzene	97.1	64-125		%REC	271777	1	12/18/2018 02:39	JB
Surr: Dibromofluoromethane	96	76.4-125		%REC	271777	1	12/18/2018 02:39	JB
Surr: Toluene-d8	94.9	78.3-116		%REC	271777	1	12/18/2018 02:39	JB

Qualifiers:

*	Value exceeds maximum contaminant level	E	Estimated (value above quantitation range)
BRL	Below reporting limit	S	Spike Recovery outside limits due to matrix
H	Holding times for preparation or analysis exceeded	Narr	See case narrative
N	Analyte not NELAC certified	NC	Not confirmed
B	Analyte detected in the associated method blank	<	Less than Result value
>	Greater than Result value	J	Estimated value detected below Reporting Limit

Analytical Environmental Services, Inc **Date:** 21-Dec-18

Client:	Peachtree Environmental	**Client Sample ID:**	TRIP BLANK
Project Name:	Thomasville National Bank (TNB)	**Collection Date:**	12/11/2018
Lab ID:	1812F09-018	**Matrix:**	Aqueous

Analyses	Result	Reporting Limit	Qual	Units	BatchID	Dilution Factor	Date Analyzed	Analyst
TCL VOLATILE ORGANICS SW8260B				**(SW5030B)**				
1,1,1-Trichloroethane	BRL	5.0		ug/L	271777	1	12/17/2018 21:52	JB
1,1,2,2-Tetrachloroethane	BRL	5.0		ug/L	271777	1	12/17/2018 21:52	JB
1,1,2-Trichloroethane	BRL	5.0		ug/L	271777	1	12/17/2018 21:52	JB
1,1-Dichloroethane	BRL	5.0		ug/L	271777	1	12/17/2018 21:52	JB
1,1-Dichloroethene	BRL	5.0		ug/L	271777	1	12/17/2018 21:52	JB
1,2,4-Trichlorobenzene	BRL	5.0		ug/L	271777	1	12/17/2018 21:52	JB
1,2-Dibromo-3-chloropropane	BRL	5.0		ug/L	271777	1	12/17/2018 21:52	JB
1,2-Dibromoethane	BRL	5.0		ug/L	271777	1	12/17/2018 21:52	JB
1,2-Dichlorobenzene	BRL	5.0		ug/L	271777	1	12/17/2018 21:52	JB
1,2-Dichloroethane	BRL	5.0		ug/L	271777	1	12/17/2018 21:52	JB
1,2-Dichloropropane	BRL	5.0		ug/L	271777	1	12/17/2018 21:52	JB
1,3-Dichlorobenzene	BRL	5.0		ug/L	271777	1	12/17/2018 21:52	JB
1,4-Dichlorobenzene	BRL	5.0		ug/L	271777	1	12/17/2018 21:52	JB
2-Butanone	BRL	50		ug/L	271777	1	12/17/2018 21:52	JB
2-Hexanone	BRL	10		ug/L	271777	1	12/17/2018 21:52	JB
4-Methyl-2-pentanone	BRL	10		ug/L	271777	1	12/17/2018 21:52	JB
Acetone	BRL	50		ug/L	271777	1	12/17/2018 21:52	JB
Benzene	BRL	5.0		ug/L	271777	1	12/17/2018 21:52	JB
Bromodichloromethane	BRL	5.0		ug/L	271777	1	12/17/2018 21:52	JB
Bromoform	BRL	5.0		ug/L	271777	1	12/17/2018 21:52	JB
Bromomethane	BRL	5.0		ug/L	271777	1	12/17/2018 21:52	JB
Carbon disulfide	BRL	5.0		ug/L	271777	1	12/17/2018 21:52	JB
Carbon tetrachloride	BRL	5.0		ug/L	271777	1	12/17/2018 21:52	JB
Chlorobenzene	BRL	5.0		ug/L	271777	1	12/17/2018 21:52	JB
Chloroethane	BRL	10		ug/L	271777	1	12/17/2018 21:52	JB
Chloroform	BRL	5.0		ug/L	271777	1	12/17/2018 21:52	JB
Chloromethane	BRL	10		ug/L	271777	1	12/17/2018 21:52	JB
cis-1,2-Dichloroethene	BRL	5.0		ug/L	271777	1	12/17/2018 21:52	JB
cis-1,3-Dichloropropene	BRL	5.0		ug/L	271777	1	12/17/2018 21:52	JB
Cyclohexane	BRL	5.0		ug/L	271777	1	12/17/2018 21:52	JB
Dibromochloromethane	BRL	5.0		ug/L	271777	1	12/17/2018 21:52	JB
Dichlorodifluoromethane	BRL	10		ug/L	271777	1	12/17/2018 21:52	JB
Ethylbenzene	BRL	5.0		ug/L	271777	1	12/17/2018 21:52	JB
Freon-113	BRL	10		ug/L	271777	1	12/17/2018 21:52	JB
Isopropylbenzene	BRL	5.0		ug/L	271777	1	12/17/2018 21:52	JB
m,p-Xylene	BRL	5.0		ug/L	271777	1	12/17/2018 21:52	JB
Methyl acetate	BRL	5.0		ug/L	271777	1	12/17/2018 21:52	JB
Methyl tert-butyl ether	BRL	5.0		ug/L	271777	1	12/17/2018 21:52	JB
Methylcyclohexane	BRL	5.0		ug/L	271777	1	12/17/2018 21:52	JB
Methylene chloride	BRL	5.0		ug/L	271777	1	12/17/2018 21:52	JB
o-Xylene	BRL	5.0		ug/L	271777	1	12/17/2018 21:52	JB

Qualifiers:

*	Value exceeds maximum contaminant level	E	Estimated (value above quantitation range)
BRL	Below reporting limit	S	Spike Recovery outside limits due to matrix
H	Holding times for preparation or analysis exceeded	Narr	See case narrative
N	Analyte not NELAC certified	NC	Not confirmed
B	Analyte detected in the associated method blank	<	Less than Result value
>	Greater than Result value	J	Estimated value detected below Reporting Limit

Analytical Environmental Services, Inc

Date: 21-Dec-18

Client:	Peachtree Environmental	**Client Sample ID:**	TRIP BLANK
Project Name:	Thomasville National Bank (TNB)	**Collection Date:**	12/11/2018
Lab ID:	1812F09-018	**Matrix:**	Aqueous

Analyses	Result	Reporting Limit	Qual	Units	BatchID	Dilution Factor	Date Analyzed	Analyst
TCL VOLATILE ORGANICS SW8260B				**(SW5030B)**				
Styrene	BRL	5.0		ug/L	271777	1	12/17/2018 21:52	JB
Tetrachloroethene	BRL	5.0		ug/L	271777	1	12/17/2018 21:52	JB
Toluene	BRL	5.0		ug/L	271777	1	12/17/2018 21:52	JB
trans-1,2-Dichloroethene	BRL	5.0		ug/L	271777	1	12/17/2018 21:52	JB
trans-1,3-Dichloropropene	BRL	5.0		ug/L	271777	1	12/17/2018 21:52	JB
Trichloroethene	BRL	5.0		ug/L	271777	1	12/17/2018 21:52	JB
Trichlorofluoromethane	BRL	5.0		ug/L	271777	1	12/17/2018 21:52	JB
Vinyl chloride	BRL	2.0		ug/L	271777	1	12/17/2018 21:52	JB
Surr: 4-Bromofluorobenzene	89.3	64-125		%REC	271777	1	12/17/2018 21:52	JB
Surr: Dibromofluoromethane	100	76.4-125		%REC	271777	1	12/17/2018 21:52	JB
Surr: Toluene-d8	96.7	78.3-116		%REC	271777	1	12/17/2018 21:52	JB

Qualifiers:

*	Value exceeds maximum contaminant level	E	Estimated (value above quantitation range)
BRL	Below reporting limit	S	Spike Recovery outside limits due to matrix
H	Holding times for preparation or analysis exceeded	Narr	See case narrative
N	Analyte not NELAC certified	NC	Not confirmed
B	Analyte detected in the associated method blank	<	Less than Result value
>	Greater than Result value	J	Estimated value detected below Reporting Limit

Clear | Save as

AES ANALYTICAL ENVIRONMENTAL SERVICES, INC.

SAMPLE/COOLER RECEIPT CHECKLIST

1. Client Name: **PEACHTREE ENVIRONMENTAL** AES Work Order Number: **1812F09**

2. Carrier: FedEx ☐ UPS ☐ USPS ☐ Client ■ Courier ☐ Other _____

		Yes	No	N/A	Details	Comments
3.	Shipping container/cooler received in good condition?	●	○	○	damaged ☐ leaking ☐ other ☐	
4.	Custody seals present on shipping container?	○	●	○		
5.	Custody seals intact on shipping container?	○	○	●		
6.	Temperature blanks present?	●	○	○		
7.	Cooler temperature(s) within limits of 0-6°C? [See item 13 and 14 for temperature recordings.]	●	○	○	Cooling initiated for recently collected samples / ice present ☐	
8.	Chain of Custody (COC) present?	●	○	○		
9.	Chain of Custody signed, dated, and timed when relinquished and received?	●	○	○		
10.	Sampler name and/or signature on COC?	●	○	○		
11.	Were all samples received within holding time?	●	○	○		
12.	TAT marked on the COC?	●	○	○	If no TAT indicated, proceeded with standard TAT per Terms & Conditions. ☐	

13. Cooler 1 Temperature 1.9 °C Cooler 2 Temperature _____ °C Cooler 3 Temperature _____ °C Cooler 4 Temperature _____ °C

14. Cooler 5 Temperature _____ °C Cooler 6 Temperature _____ °C Cooler 7 Temperature _____ °C Cooler 8 Temperature _____ °C

15. Comments: _____

I certify that I have completed sections 1-15 (dated initials). BC 12/14/18

		Yes	No	N/A	Details	Comments
16.	Were sample containers intact upon receipt?	●	○	○		
17.	Custody seals present on sample containers?	○	●	○		
18.	Custody seals intact on sample containers?	○	○	●		
19.	Do sample container labels match the COC?	●	○	○	incomplete info ☐ illegible ☐ no label ☐ other ☐	
20.	Are analyses requested indicated on the COC?	●	○	○		
21.	Were all of the samples listed on the COC received?	●	○	○	samples received but not listed on COC ☐ samples listed on COC not received ☐	
22.	Was the sample collection date/time noted?	●	○	○		
23.	Did we receive sufficient sample volume for indicated analyses?	●	○	○		
24.	Were samples received in appropriate containers?	●	○	○		
25.	Were VOA samples received without headspace (< 1/4" bubble)?	●	○	○		
26.	Were trip blanks submitted?	●	○	○	listed on COC ■ not listed on COC ☐	

27. Comments: _____

I certify that I have completed sections 16-27 (dated initials). BC 12/14/18

This section only applies to samples where pH can be checked at Sample Receipt.

		Yes	No	N/A	Details	Comments
28.	Have containers needing chemical preservation been checked? *	○	○	●		
29.	Containers meet preservation guidelines?	○	○	●		
30.	Was pH adjusted at Sample Receipt?	○	○	●		

*Note: Certain analyses require chemical preservation but must be checked in the laboratory and not upon Sample Receipt such as Coliforms, VOCs and Oil & Grease/TPH.

I certify that I have completed sections 28-30 (dated initials). BC 12/14/18

Client: Peachtree Environmental
Project Name: Thomasville National Bank (TNB)
Workorder: 1812F09

ANALYTICAL QC SUMMARY REPORT

BatchID: 271777

Sample ID: **MB-271777** Client ID: Units: **ug/L** Prep Date: **12/17/2018** Run No: **387021**
SampleType: **MBLK** TestCode: **TCL VOLATILE ORGANICS SW8260B** BatchID: **271777** Analysis Date: **12/17/2018** Seq No: **8650787**

Analyte	Result	RPT Limit	SPK value	SPK Ref Val	%REC	Low Limit	High Limit	RPD Ref Val	%RPD	RPD Limit	Qual
1,1,1-Trichloroethane	BRL	5.0									
1,1,2,2-Tetrachloroethane	BRL	5.0									
1,1,2-Trichloroethane	BRL	5.0									
1,1-Dichloroethane	BRL	5.0									
1,1-Dichloroethene	BRL	5.0									
1,2,4-Trichlorobenzene	BRL	5.0									
1,2-Dibromo-3-chloropropane	BRL	5.0									
1,2-Dibromoethane	BRL	5.0									
1,2-Dichlorobenzene	BRL	5.0									
1,2-Dichloroethane	BRL	5.0									
1,2-Dichloropropane	BRL	5.0									
1,3-Dichlorobenzene	BRL	5.0									
1,4-Dichlorobenzene	BRL	5.0									
2-Butanone	BRL	50									
2-Hexanone	BRL	10									
4-Methyl-2-pentanone	BRL	10									
Acetone	BRL	50									
Benzene	BRL	5.0									
Bromodichloromethane	BRL	5.0									
Bromoform	BRL	5.0									
Bromomethane	BRL	5.0									
Carbon disulfide	BRL	5.0									
Carbon tetrachloride	BRL	5.0									
Chlorobenzene	BRL	5.0									
Chloroethane	BRL	10									
Chloroform	BRL	5.0									
Chloromethane	BRL	10									

Qualifiers:

>	Greater than Result value	<	Less than Result value	B	Analyte detected in the associated method blank
BRL	Below reporting limit	E	Estimated (value above quantitation range)	H	Holding times for preparation or analysis exceeded
J	Estimated value detected below Reporting Limit	N	Analyte not NELAC certified	R	RPD outside limits due to matrix
Rpt Lim	Reporting Limit	S	Spike Recovery outside limits due to matrix		

Client: Peachtree Environmental
Project Name: Thomasville National Bank (TNB)
Workorder: 1812F09

ANALYTICAL QC SUMMARY REPORT

BatchID: 271777

Sample ID: **MB-271777** Client ID: Units: **ug/L** Prep Date: **12/17/2018** Run No: **387021**
SampleType: **MBLK** TestCode: **TCL VOLATILE ORGANICS SW8260B** BatchID: **271777** Analysis Date: **12/17/2018** Seq No: **8650787**

Analyte	Result	RPT Limit	SPK value	SPK Ref Val	%REC	Low Limit	High Limit	RPD Ref Val	%RPD	RPD Limit	Qual
cis-1,2-Dichloroethene	BRL	5.0									
cis-1,3-Dichloropropene	BRL	5.0									
Cyclohexane	BRL	5.0									
Dibromochloromethane	BRL	5.0									
Dichlorodifluoromethane	BRL	10									
Ethylbenzene	BRL	5.0									
Freon-113	BRL	10									
Isopropylbenzene	BRL	5.0									
m,p-Xylene	BRL	5.0									
Methyl acetate	BRL	5.0									
Methyl tert-butyl ether	BRL	5.0									
Methylcyclohexane	BRL	5.0									
Methylene chloride	BRL	5.0									
o-Xylene	BRL	5.0									
Styrene	BRL	5.0									
Tetrachloroethene	BRL	5.0									
Toluene	BRL	5.0									
trans-1,2-Dichloroethene	BRL	5.0									
trans-1,3-Dichloropropene	BRL	5.0									
Trichloroethene	BRL	5.0									
Trichlorofluoromethane	BRL	5.0									
Vinyl chloride	BRL	2.0									
Surr: 4-Bromofluorobenzene	45.50	0	50.00		91.0	64	125				
Surr: Dibromofluoromethane	51.58	0	50.00		103	76.4	125				
Surr: Toluene-d8	49.28	0	50.00		98.6	78.3	116				

Qualifiers:

>	Greater than Result value	<	Less than Result value	B	Analyte detected in the associated method blank
BRL	Below reporting limit	E	Estimated (value above quantitation range)	H	Holding times for preparation or analysis exceeded
J	Estimated value detected below Reporting Limit	N	Analyte not NELAC certified	R	RPD outside limits due to matrix
Rpt Lim	Reporting Limit	S	Spike Recovery outside limits due to matrix		

Client: Peachtree Environmental
Project Name: Thomasville National Bank (TNB)
Workorder: 1812F09

ANALYTICAL QC SUMMARY REPORT

BatchID: 271777

Sample ID: **LCS-271777** Client ID: Units: **ug/L** Prep Date: **12/17/2018** Run No: **387021**
SampleType: **LCS** TestCode: **TCL VOLATILE ORGANICS SW8260B** BatchID: **271777** Analysis Date: **12/17/2018** Seq No: **8650914**

Analyte	Result	RPT Limit	SPK value	SPK Ref Val	%REC	Low Limit	High Limit	RPD Ref Val	%RPD	RPD Limit	Qual
1,1-Dichloroethene	62.04	5.0	50.00		124	69	136				
Benzene	54.72	5.0	50.00		109	73.7	126				
Chlorobenzene	55.30	5.0	50.00		111	73.5	124				
Toluene	54.22	5.0	50.00		108	76.8	125				
Trichloroethene	54.95	5.0	50.00		110	70.9	124				
Surr: 4-Bromofluorobenzene	46.02	0	50.00		92.0	64	125				
Surr: Dibromofluoromethane	50.04	0	50.00		100	76.4	125				
Surr: Toluene-d8	47.12	0	50.00		94.2	78.3	116				

Sample ID: **1812F09-014AMS** Client ID: **MW-22** Units: **ug/L** Prep Date: **12/17/2018** Run No: **387082**
SampleType: **MS** TestCode: **TCL VOLATILE ORGANICS SW8260B** BatchID: **271777** Analysis Date: **12/18/2018** Seq No: **8653529**

Analyte	Result	RPT Limit	SPK value	SPK Ref Val	%REC	Low Limit	High Limit	RPD Ref Val	%RPD	RPD Limit	Qual
1,1-Dichloroethene	267.2	50	200.0		134	63.8	146				
Benzene	234.2	50	200.0		117	70.2	137				
Chlorobenzene	233.9	50	200.0		117	72.7	141				
Toluene	231.2	50	200.0		116	67	141				
Trichloroethene	360.9	50	200.0	120.9	120	69.3	141				
Surr: 4-Bromofluorobenzene	459.2	0	500.0		91.8	64	125				
Surr: Dibromofluoromethane	503.8	0	500.0		101	76.4	125				
Surr: Toluene-d8	480.3	0	500.0		96.1	78.3	116				

Sample ID: **1812F09-002ADUP** Client ID: **MW-3** Units: **ug/L** Prep Date: **12/17/2018** Run No: **387163**
SampleType: **DUP** TestCode: **TCL VOLATILE ORGANICS SW8260B** BatchID: **271777** Analysis Date: **12/19/2018** Seq No: **8656363**

Analyte	Result	RPT Limit	SPK value	SPK Ref Val	%REC	Low Limit	High Limit	RPD Ref Val	%RPD	RPD Limit	Qual
1,1,1-Trichloroethane	BRL	5.0						0	0	20	
1,1,2,2-Tetrachloroethane	BRL	5.0						0	0	20	

Qualifiers:

>	Greater than Result value	<	Less than Result value	B	Analyte detected in the associated method blank
BRL	Below reporting limit	E	Estimated (value above quantitation range)	H	Holding times for preparation or analysis exceeded
J	Estimated value detected below Reporting Limit	N	Analyte not NELAC certified	R	RPD outside limits due to matrix
Rpt Lim	Reporting Limit	S	Spike Recovery outside limits due to matrix		

Client: Peachtree Environmental
Project Name: Thomasville National Bank (TNB)
Workorder: 1812F09

ANALYTICAL QC SUMMARY REPORT

BatchID: **271777**

Sample ID: **1812F09-002ADUP** Client ID: **MW-3** Units: **ug/L** Prep Date: **12/17/2018** Run No: **387163**
SampleType: **DUP** TestCode: **TCL VOLATILE ORGANICS SW8260B** BatchID: **271777** Analysis Date: **12/19/2018** Seq No: **8656363**

Analyte	Result	RPT Limit	SPK value	SPK Ref Val	%REC	Low Limit	High Limit	RPD Ref Val	%RPD	RPD Limit	Qual
1,1,2-Trichloroethane	BRL	5.0						0	0	20	
1,1-Dichloroethane	BRL	5.0						0	0	20	
1,1-Dichloroethene	BRL	5.0						0	0	20	
1,2,4-Trichlorobenzene	BRL	5.0						0	0	20	
1,2-Dibromo-3-chloropropane	BRL	5.0						0	0	20	
1,2-Dibromoethane	BRL	5.0						0	0	20	
1,2-Dichlorobenzene	BRL	5.0						0	0	20	
1,2-Dichloroethane	BRL	5.0						0	0	20	
1,2-Dichloropropane	BRL	5.0						0	0	20	
1,3-Dichlorobenzene	BRL	5.0						0	0	20	
1,4-Dichlorobenzene	BRL	5.0						0	0	20	
2-Butanone	BRL	50						0	0	20	
2-Hexanone	BRL	10						0	0	20	
4-Methyl-2-pentanone	BRL	10						0	0	20	
Acetone	BRL	50						0	0	20	
Benzene	BRL	5.0						0.4100	0	20	
Bromodichloromethane	BRL	5.0						0	0	20	
Bromoform	BRL	5.0						0	0	20	
Bromomethane	BRL	5.0						0	0	20	
Carbon disulfide	BRL	5.0						0	0	20	
Carbon tetrachloride	BRL	5.0						0	0	20	
Chlorobenzene	BRL	5.0						0	0	20	
Chloroethane	BRL	10						0	0	20	
Chloroform	BRL	5.0						0	0	20	
Chloromethane	BRL	10						0	0	20	
cis-1,2-Dichloroethene	26.43	5.0						19.28	31.3	20	R
cis-1,3-Dichloropropene	BRL	5.0						0	0	20	

Qualifiers:

>	Greater than Result value	<	Less than Result value	B	Analyte detected in the associated method blank
BRL	Below reporting limit	E	Estimated (value above quantitation range)	H	Holding times for preparation or analysis exceeded
J	Estimated value detected below Reporting Limit	N	Analyte not NELAC certified	R	RPD outside limits due to matrix
Rpt Lim	Reporting Limit	S	Spike Recovery outside limits due to matrix		

Client: Peachtree Environmental
Project Name: Thomasville National Bank (TNB)
Workorder: 1812F09

ANALYTICAL QC SUMMARY REPORT

BatchID: 271777

Sample ID: **1812F09-002ADUP** Client ID: **MW-3** Units: **ug/L** Prep Date: **12/17/2018** Run No: **387163**
SampleType: **DUP** TestCode: **TCL VOLATILE ORGANICS SW8260B** BatchID: **271777** Analysis Date: **12/19/2018** Seq No: **8656363**

Analyte	Result	RPT Limit	SPK value	SPK Ref Val	%REC	Low Limit	High Limit	RPD Ref Val	%RPD	RPD Limit	Qual
Cyclohexane	BRL	5.0						0	0	20	
Dibromochloromethane	BRL	5.0						0	0	20	
Dichlorodifluoromethane	BRL	10						0	0	20	
Ethylbenzene	BRL	5.0						0	0	20	
Freon-113	BRL	10						0	0	20	
Isopropylbenzene	BRL	5.0						0	0	20	
m,p-Xylene	BRL	5.0						0	0	20	
Methyl acetate	BRL	5.0						0	0	20	
Methyl tert-butyl ether	BRL	5.0						0	0	20	
Methylcyclohexane	5.080	5.0						3.490	37.1	20	R
Methylene chloride	BRL	5.0						0	0	20	
o-Xylene	BRL	5.0						0	0	20	
Styrene	BRL	5.0						0	0	20	
Tetrachloroethene	37.42	5.0						28.01	28.8	20	R
Toluene	BRL	5.0						0	0	20	
trans-1,2-Dichloroethene	BRL	5.0						0	0	20	
trans-1,3-Dichloropropene	BRL	5.0						0	0	20	
Trichloroethene	10.37	5.0						7.220	35.8	20	R
Trichlorofluoromethane	BRL	5.0						0	0	20	
Vinyl chloride	BRL	2.0						0	0	20	
Surr: 4-Bromofluorobenzene	46.58	0				64	125	45.10	0	0	
Surr: Dibromofluoromethane	50.47	0				76.4	125	52.44	0	0	
Surr: Toluene-d8	48.31	0				78.3	116	49.40	0	0	

Qualifiers:

>	Greater than Result value	<	Less than Result value	B	Analyte detected in the associated method blank
BRL	Below reporting limit	E	Estimated (value above quantitation range)	H	Holding times for preparation or analysis exceeded
J	Estimated value detected below Reporting Limit	N	Analyte not NELAC certified	R	RPD outside limits due to matrix
Rpt Lim	Reporting Limit	S	Spike Recovery outside limits due to matrix		

PEACHTREE ENVIRONMENTAL

APPENDIX G

Risk Reduction Standard Calculations

Substance	CAS	Type 1 RRS		Type 3 RRS		
		Direct Contact (mg/kg)	GW Protection Soil Concentrations	Type 1 RRS (mg/kg)	Direct Contact (mg/kg)	GW Protection Soil Concentrations
cis-1,2-Dichloroethene	156-59-2	156	0.412	0.412		Meets Type 1
Cyclohexane	110-82-7	6,520	259.82	259.82		Meets Type 1
Ethylbenzene	100-41-4	57.8	15.694	15.694		Meets Type 1
Isopropylbenzene (Cumene)	98-82-8	-	14.738	14.738		Meets Type 1
m,p-Xylene	1330-20-7	576	198.001	198.001		Meets Type 1
Methylcyclohexane	108-87-2	-	-		-	-
o-Xylene	95-47-6	646	198.001	198.001		Meets Type 1
Tetrachloroethene	127-18-4	81	0.045	0.045	389	0.045
Toluene	108-88-3	4,890	13.841	13.841		Meets Type 1
Trichloroethene	79-01-6	4.12	0.036	0.036		Meets Type 1

Type 3 RRS (mg/kg)	Direct Contact Surface (mg/kg)	Direct Contact Subsurface (mg/kg)	GW Protection Soil Concentrations	Type 4 RRS (mg/kg)
		Type 4 RRS		
		Meets Type 1		
		Meets Type 1		
		Meets Type 1		
		Meets Type 1		
		Meets Type 1		
-	-		-	-
		Meets Type 1		
0.045	389	61.4	2.000	2.000
		Meets Type 1		
		Meets Type 1		

Site-specific
Resident Equation Inputs for Tap Water

*** Inputted values different from Resident defaults are highlighted.**

Variable	Resident Tap Water Default Value	Form-input Value
BW_{0-2} (mutagenic body weight) kg	15	0
BW_{2-6} (mutagenic body weight) kg	15	0
BW_{6-16} (mutagenic body weight) kg	80	80
BW_{16-26} (mutagenic body weight) kg	80	80
BW_{res-a} (body weight - adult) kg	80	80
BW_{res-c} (body weight - child) kg	15	0
$DFW_{res-adj}$ (age-adjusted dermal factor) cm^2-event/kg	2610650	275546.875
$DFWM_{res-adj}$ (mutagenic age-adjusted dermal factor) cm^2-event/kg	8191633	363721.875
ED_{res} (exposure duration - resident) years	26	25
ED_{0-2} (mutagenic exposure duration first phase) years	2	0
ED_{2-6} (mutagenic exposure duration second phase) years	4	0
ED_{6-16} (mutagenic exposure duration third phase) years	10	10
ED_{16-26} (mutagenic exposure duration fourth phase) years	10	15
ED_{res-a} (exposure duration - adult) years	20	25
ED_{res-c} (exposure duration - child) years	6	0
EF_{res} (exposure frequency) days/year	350	250
EF_{0-2} (mutagenic exposure frequency first phase) days/year	350	0
EF_{2-6} (mutagenic exposure frequency second phase) days/year	350	0
EF_{6-16} (mutagenic exposure frequency third phase) days/year	350	100
EF_{16-26} (mutagenic exposure frequency fourth phase) days/year	350	350
EF_{res-a} (exposure frequency - adult) days/year	350	250
EF_{res-c} (exposure frequency - child) days/year	350	0
ET_{res} (exposure time) hours/day	24	8
$ET_{event-res-adj}$ (age-adjusted exposure time) hours/event	0.67077	0.54
$ET_{event-res-madj}$ (mutagenic age-adjusted exposure time) hours/event	0.67077	0.54
ET_{0-2} (mutagenic dermal exposure time first phase) hours/event	0.54	0.54
ET_{2-6} (mutagenic dermal exposure time second phase) hours/event	0.54	0.54
ET_{6-16} (mutagenic dermal exposure time third phase) hours/event	0.71	0.54
ET_{16-26} (mutagenic dermal exposure time fourth phase) hours/event	0.71	0.54

Site-specific
Resident Equation Inputs for Tap Water

*** Inputted values different from Resident defaults are highlighted.**

Variable	Resident Tap Water Default Value	Form-input Value
ET_{res-a} (dermal exposure time - adult) hours/event	0.71	0.54
ET_{res-c} (dermal exposure time - child) hours/event	0.54	0
ET_{0-2} (mutagenic inhalation exposure time first phase) hours/day	24	0
ET_{2-6} (mutagenic inhalation exposure time second phase) hours/day	24	0
ET_{6-16} (mutagenic inhalation exposure time third phase) hours/day	24	8
ET_{16-26} (mutagenic inhalation exposure time fourth phase) hours/day	24	8
ET_{res-a} (inhalation exposure time - adult) hours/day	24	8
ET_{res-c} (inhalation exposure time - child) hours/day	24	0
EV_{0-2} (mutagenic events) per day	1	1
EV_{2-6} (mutagenic events) per day	1	1
EV_{6-16} (mutagenic events) per day	1	1
EV_{16-26} (mutagenic events) per day	1	1
EV_{res-a} (events - adult) per day	1	1
EV_{res-c} (events - child) per day	1	0
THQ (target hazard quotient) unitless	0.1	1
$IFW_{res-adj}$ (adjusted intake factor) L/kg	327.95	78.125
$IFWM_{res-adj}$ (mutagenic adjusted intake factor) L/kg	1019.9	103.125
IRW_{0-2} (mutagenic water intake rate) L/day	0.78	0
IRW_{2-6} (mutagenic water intake rate) L/day	0.78	0
IRW_{6-16} (mutagenic water intake rate) L/day	2.5	1
IRW_{16-26} (mutagenic water intake rate) L/day	2.5	1
IRW_{res-a} (water intake rate - adult) L/day	2.5	1
IRW_{res-c} (water intake rate - child) L/day	0.78	0
K (volatilization factor of Andelman) L/m^3	0.5	0.5
LT (lifetime) years	70	70
SA_{0-2} (mutagenic skin surface area) cm^2	6365	0
SA_{2-6} (mutagenic skin surface area) cm^2	6365	0
SA_{6-16} (mutagenic skin surface area) cm^2	19652	3527
SA_{16-26} (mutagenic skin surface area) cm^2	19652	3527

Site-specific
Resident Equation Inputs for Tap Water

*** Inputted values different from Resident defaults are highlighted.**

Variable	Resident Tap Water Default Value	Form-input Value
$SA_{resc,a}$ (skin surface area - adult) cm^2	19652	3527
$SA_{resc,c}$ (skin surface area - child) cm^2	6365	0
l_{sc} (apparent thickness of stratum corneum) cm	0.001	0.001
TR (target risk) unitless	1.0E-06	1.0E-05

Site-specific
Resident Regional Screening Levels (RSL) for Tap Water

Key: I = IRIS; P = PPRTV; D = DWSHA; O = OPP; A = ATSDR; C = Cal EPA; X = APPENDIX PPRTV SCREEN (See FAQ #31); H = HEAST; F = See FAQ; W = see user guide Section 2.3.5; E = see user guide Section 2.3.6; L = see user guide on lead; M = mutagen; S = see user guide Section 5; V = volatile; R = RBA applied (See User Guide for Arsenic notice) ; ca = cancer; nc = noncancer; * = where: nc SL < 100X ca SL; ** = where nc SL < 10X ca SL; SSL values are based on DAF=1; max = Concentration may exceed ceiling limit (See User Guide); sat = Concentration may exceed Csat (See User Guide); U = User-provided

Chemical	CAS Number	Mutagen?	Volatile?	SF_o (mg/kg-day) $^{-1}$	SF_o Ref	IUR (ug/m^3)$^{-1}$	IUR Ref	RfD (mg/kg-day)	RfD Ref	RfC (mg/m^3)	RfC Ref	GIABS	K_p (cm/hr)	MW	B (unitless)
Tetrachloroethylene	127-18-4	No	Yes	2.10E-03	I	2.60E-07	I	6.00E-03	I	4.00E-02	I	1	3.34E-02	165.83	1.65E-01

Chemical	t^* (hr)	τ_{event} (hr/event)	FA (unitless)	In EPD?	$DA_{event\ (ca)}$	DA_{event} (nc child)	DA_{event} (nc adult)	MCL (ug/L)	Ingestion SL TR=1E-05 (ug/L)	Dermal SL TR=1E-05 (ug/L)	Inhalation SL TR=1E-05 (ug/L)	Carcinogenic SL TR=1E-05 (ug/L)	Ingestion SL Child THQ=1 (ug/L)
Tetrachloroethylene	2.14E+00	8.92E-01	1	Yes	4.42E-01	-	1.99E-01	5.00E+00	1.56E+03	6.89E+03	9.43E+02	5.41E+02	-

Chemical	Dermal SL Child THQ=1 (ug/L)	Inhalation SL Child THQ=1 (ug/L)	Noncarcinogenic SL Child THI=1 (ug/L)	Ingestion SL Adult THQ=1 (ug/L)	Dermal SL Adult THQ=1 (ug/L)	Inhalation SL Adult THQ=1 (ug/L)	Noncarcinogenic SL Adult THI=1 (ug/L)	Screening Level (ug/L)
Tetrachloroethylene	-	-	-	7.01E+02	3.10E+03	3.50E+02	2.17E+02	2.17E+02 nc

Site-specific
Resident Risk for Tap Water

Chemical	SF_o (mg/kg-day) $^{-1}$	SF_o Ref	IUR (ug/m^3)$^{-1}$	IUR Ref	RfD (mg/kg-day)	RfD Ref	RfC (mg/m^3)	RfC Ref	GIABS	K_p\ (cm/hr)	MW	B (unitless)	t* (hr)
Tetrachloroethylene	2.10E-03	I	2.60E-07	I	6.00E-03	I	4.00E-02	I	1	3.34E-02	165.83	1.65E-01	2.14E+00
*Total Risk/HI	-		-		-		-		-	-	-	-	-

Chemical	τ_{event} (hr/event)	FA (unitless)	In EPD?	$DA_{event\ (ca)}$	DA_{event} (nc child)	DA_{event} (nc adult)	MCL (ug/L)	Concentration (ug/L)	Ingestion Risk	Dermal Risk	Inhalation Risk
Tetrachloroethylene	8.92E-01	1	Yes	4.42E-01	-	1.99E-01	5.00E+00	-	-	-	-
*Total Risk/HI	-	-		-	-	-	-	-	-	-	-

Chemical	Carcinogenic Risk	Ingestion Child HQ	Dermal Child HQ	Inhalation Child HQ	Noncarcinogenic Child HI	Ingestion Adult HQ	Dermal Adult HQ	Inhalation Adult HQ	Noncarcinogenic Adult HI
Tetrachloroethylene	-	-	-	-	-	-	-	-	-
*Total Risk/HI	-	-	-	-	-	-	-	-	-

Site-specific
Construction Worker Equation Inputs for Soil - Other Construction Activities

*** Inputted values different from Construction Worker defaults are highlighted.**

Variable	Construction Worker Soil - Other Default Value	Form-input Value
A (PEF Dispersion Constant)	2.4538	2.4538
A_{surf} (areal extent of site) m^2	2023.43	2023.43
A (VF Dispersion Constant)	2.4538	2.4538
B (PEF Dispersion Constant)	17.5660	17.5660
B (VF Dispersion Constant)	17.5660	17.5660
C (PEF Dispersion Constant)	189.0426	189.0426
C (VF Dispersion Constant)	189.0426	189.0426
F_D Unitless Dispersion Correction Factor	0.185837208	0.1864251590928
foc (fraction organic carbon in soil) g/g	0.006	0.006
F(x) (function dependant on U_m/U_t derived using Cowherd et al. (1985))	0.194	0.194
M_{m-dgz} (Gravimetric soil moisture content) %	7.9	7.9
$M_{m-evcav}$ (Gravimetric soil moisture content) %	12	12
M_{wind} (dust emitted by wind erosion) g	51288.84717	51288.84717
N_{A-dump} (number of times soil is dumped)	2	2
N_{A-till} (number of times soil is tilled)	2	2
n (total soil porosity) L_{pore}/L_{soil}	0.43396	0.43396
p_b (dry soil bulk density) g/cm^3	1.5	1.5
p_b (dry soil bulk density) g/cm^3	1.5	1.5
p_s (soil particle density) g/cm^3	2.65	2.65
Q/C_{sa} (g/m^2-s per kg/m^3)	14.31407	14.31407
Q/C_{vol} (g/m^2-s per kg/m^3)	14.31407	14.31407
Q/C_{sa} (g/m^2-s per kg/m^3)	14.31407	14.31407
p_{soil} (density) g/cm^3 - chemical-specific	1.68	1.68
A_c (acres)	0.5	0.5
A_s ($VF_{mlim-sc}$ acres)	0.5	0.5
A_s ($VF_{ulim-sc}$ acres)	0.5	0.5
s_{dgz} (soil silt content) %	6.9	6.9
AF_{cw} (skin adherence factor - construction worker) mg/cm^2	0.3	0.3
AT_{cw} (averaging time - construction worker) days	365	182

Output generated 11JAN2019:11:54:15

Site-specific
Construction Worker Equation Inputs for Soil - Other Construction Activities

*** Inputted values different from Construction Worker defaults are highlighted.**

Variable	Construction Worker Soil - Other Default Value	Form-input Value
BW_{cw} (body weight - construction worker) kg	80	80
ED_{cw} (exposure duration - construction worker) yr	1	1
EF_{cw} (exposure frequency - construction worker) day/yr	250	130
ET_{cw} (exposure time - construction worker) hr/day	8	8
THQ (target hazard quotient) unitless	0.1	1
IR_{cw} (soil ingestion rate - construction worker) mg/day	330	330
LT (lifetime) yr	70	70
SA_{cw} (surface area - construction worker) cm^2/day	3527	3527
TR (target cancer risk) unitless	1.0E-06	1.0E-05
S_{doz} (dozing speed) kph	11.4	11.4
S_{grade} (dozing speed) kph	11.4	11.4
s_{till} (soil silt content) %	18	18
t_c (overall duration of construction) hours	8400	4368
T_c (overall duration of construction) s	30240000	15724800
$Theta_a$ (air-filled soil porosity) L_{air}/L_{soil}	0.28396	0.28396
$Theta_w$ (water-filled soil porosity) L_{water}/L_{soil}	0.15	0.15
T (time over which traffic occurs) s	7200000	3744000
T_t (overall duration of traffic) s	7200000	3744000
U_m (mean annual wind speed) m/s	4.69	4.69
U_t (equivalent threshold value) m/s	11.32	11.32
$VF_{mlim-sc}$ (volitization factor) m^3_{air}/kg_{soil}	.	0
V (fraction of vegetative cover)	0	0

Site-specific
Construction Worker Regional Screening Levels (RSL) for Soil - Other Construction Activities

Key: I = IRIS; P = PPRTV; D = DWSHA; O = OPP; A = ATSDR; C = Cal EPA; X = APPENDIX PPRTV SCREEN (See FAQ #31); H = HEAST; F = See FAQ; W = see user guide Section 2.3.5; E = see user guide Section 2.3.6; L = see user guide on lead; M = mutagen; S = see user guide Section 5; V = volatile; R = RBA applied (See User Guide for Arsenic notice) ; ca = cancer; nc = noncancer; * = where: nc SL < 100X ca SL; ** = where nc SL < 10X ca SL; SSL values are based on DAF=1; max = Concentration may exceed ceiling limit (See User Guide); sat = Concentration may exceed Csat (See User Guide); U = User-provided

Chemical	CAS Number	Mutagen?	Volatile?	SF_o (mg/kg-day) $^{-1}$	SF_o Ref	IUR (ug/m^3)$^{-1}$	IUR Ref	RfD (mg/kg-day)	RfD Ref	RfC (mg/m^3)	RfC Ref	GIABS	ABS	RBA	Soil Saturation Concentration (mg/kg)
Tetrachloroethylene	127-18-4	No	Yes	2.10E-03	I	2.60E-07	I	1.00E-01	H /Subchronic	4.00E-02	I /Chronic	1	-	1	1.66E+02

Chemical	S (mg/L)	K_{oc}\ (cm^3/g)	K_d\ (cm^3/g)	HLC (atm-m^3/mole)	Henry's Law Constant Used in Calcs (unitless)	H` and HLC Ref	Normal Boiling Point BP (K)	BP Ref	Critical Temperature TC (K)	TC Ref	Chemical Type	D_{ia}\ (cm^2/s)	D_{iw}\ (cm^2/s)
Tetrachloroethylene	2.06E+02	9.49E+01	5.70E-01	1.77E-02	7.24E-01	PHYSPROP	394.45	PHYSPROP	620	YAWS	VOC	5.05E-02	9.46E-06

Chemical	D_A\ (cm^2/s)	Particulate Emission Factor (m^3/kg)	Volatilization Factor (m^3/kg)	Ingestion SL TR=1E-05 (mg/kg)	Dermal SL TR=1E-05 (mg/kg)	Inhalation SL TR=1E-05 (mg/kg)	Carcinogenic SL TR=1E-05 (mg/kg)	Ingestion SL THQ=1 (mg/kg)	Dermal SL THQ=1 (mg/kg)	Inhalation SL THQ=1 (mg/kg)	Noncarcinogenic SL THI=1 (mg/kg)	Screening Level (mg/kg)
Tetrachloroethylene	2.41E-03	1.36E+09	3.66E+02	2.27E+05	-	8.30E+03	8.01E+03	3.39E+04	-	6.15E+01	6.14E+01	6.14E+01 nc

Site-specific
Resident Equation Inputs for Soil

*** Inputted values different from Resident defaults are highlighted.**

Variable	Resident Soil Default Value	Form-input Value
A (PEF Dispersion Constant)	16.2302	16.2302
A (VF Dispersion Constant)	11.911	11.911
A (VF Dispersion Constant - Mass Limit)	11.911	11.911
B (PEF Dispersion Constant)	18.7762	18.7762
B (VF Dispersion Constant)	18.4385	18.4385
B (VF Dispersion Constant - Mass Limit)	18.4385	18.4385
$City_{PEF}$ (Climate Zone) Selection	Default	Default
$City_{VF}$ (Climate Zone) Selection	Default	Default
C (PEF Dispersion Constant)	216.108	216.108
C (VF Dispersion Constant)	209.7845	209.7845
C (VF Dispersion Constant - Mass Limit)	209.7845	209.7845
foc (fraction organic carbon in soil) g/g	0.006	0.006
F(x) (function dependent on U_m/U_t) unitless	0.194	0.194
n (total soil porosity) L_{pore}/L_{soil}	0.43396	0.43396
p_b (dry soil bulk density) g/cm ^{3}	1.5	1.5
p_b (dry soil bulk density - mass limit) g/cm ^{3}	1.5	1.5
PEF (particulate emission factor) m ^{3}/kg	1359344438	1359344438
p_s (soil particle density) g/cm ^{3}	2.65	2.65
Q/C_{wind} (g/m^2-s per kg/m^3)	93.77	93.77
Q/C_{vol} (g/m^2-s per kg/m^3)	68.18	68.18
Q/C_{vol} (g/m^2-s per kg/m^3)	68.18	68.18
A_s (PEF acres)	0.5	0.5
A_s (VF acres)	0.5	0.5
A_s (VF mass-limit acres)	0.5	0.5
AF_{0-2} (mutagenic skin adherence factor) mg/cm ^{2}	0.2	0.2
AF_{2-6} (mutagenic skin adherence factor) mg/cm ^{2}	0.2	0.2
AF_{6-16} (mutagenic skin adherence factor) mg/cm ^{2}	0.07	0.07
AF_{16-26} (mutagenic skin adherence factor) mg/cm ^{2}	0.07	0.07
AF_{res-a} (skin adherence factor - adult) mg/cm ^{2}	0.07	0.07
AF_{res-c} (skin adherence factor - child) mg/cm ^{2}	0.2	0.2

Output generated 10JAN2019:10:29:11

Site-specific
Resident Equation Inputs for Soil

*** Inputted values different from Resident defaults are highlighted.**

Variable	Resident Soil Default Value	Form-input Value
AT_{res} (averaging time - resident carcinogenic)	365	365
BW_{0-2} (mutagenic body weight) kg	15	15
BW_{2-6} (mutagenic body weight) kg	15	15
BW_{6-16} (mutagenic body weight) kg	80	80
BW_{16-26} (mutagenic body weight) kg	80	80
BW_{res-a} (body weight - adult) kg	80	80
BW_{res-c} (body weight - child) kg	15	15
$DFS_{res-adj}$ (age-adjusted soil dermal factor) mg/kg	103390	103390
$DFSM_{res-adj}$ (mutagenic age-adjusted soil dermal factor) mg/kg	428260	428260
ED_{res} (exposure duration) years	26	26
ED_{0-2} (mutagenic exposure duration) years	2	2
ED_{2-6} (mutagenic exposure duration) years	4	4
ED_{6-16} (mutagenic exposure duration) years	10	10
ED_{16-26} (mutagenic exposure duration) years	10	10
ED_{res-a} (exposure duration - adult) years	20	20
ED_{res-c} (exposure duration - child) years	6	6
EF_{res} (exposure frequency) days/year	350	350
EF_{0-2} (mutagenic exposure frequency) days/year	350	350
EF_{2-6} (mutagenic exposure frequency) days/year	350	350
EF_{6-16} (mutagenic exposure frequency) days/year	350	350
EF_{16-26} (mutagenic exposure frequency) days/year	350	350
EF_{res-a} (exposure frequency - adult) days/year	350	350
EF_{res-c} (exposure frequency - child) days/year	350	350
ET_{res} (exposure time) hours/day	24	24
ET_{0-2} (mutagenic exposure time) hours/day	24	24
ET_{2-6} (mutagenic exposure time) hours/day	24	24
ET_{6-16} (mutagenic exposure time) hours/day	24	24
ET_{16-26} (mutagenic exposure time) hours/day	24	24
ET_{res-a} (adult exposure time) hours/day	24	24
ET_{res-c} (child exposure time) hours/day	24	24

Site-specific
Resident Equation Inputs for Soil

*** Inputted values different from Resident defaults are highlighted.**

Variable	Resident Soil Default Value	Form-input Value
THQ (target hazard quotient) unitless	0.1	1
$IFS_{res-adj}$ (age-adjusted soil ingestion factor) mg/kg	36750	36750
$IFSM_{res-adj}$ (mutagenic age-adjusted soil ingestion factor) mg/kg	166833.3	166833.3
IRS_{0-2} (mutagenic soil intake rate) mg/day	200	200
IRS_{2-6} (mutagenic soil intake rate) mg/day	200	200
IRS_{6-16} (mutagenic soil intake rate) mg/day	100	100
IRS_{16-26} (mutagenic soil intake rate) mg/day	100	100
IRS_{res-a} (soil intake rate - adult) mg/day	100	100
IRS_{res-c} (soil intake rate - child) mg/day	200	200
LT (lifetime) years	70	70
SA_{0-2} (mutagenic skin surface area) cm^2/day	2373	2373
SA_{2-6} (mutagenic skin surface area) cm^2/day	2373	2373
SA_{6-16} (mutagenic skin surface area) cm^2/day	6032	6032
SA_{16-26} (mutagenic skin surface area) cm^2/day	6032	6032
SA_{res-a} (skin surface area - adult) cm^2/day	6032	6032
SA_{res-c} (skin surface area - child) cm^2/day	2373	2373
TR (target risk) unitless	1.0E-06	1.0E-05
T_w (groundwater temperature) Celsius	25	25
$Theta_a$ (air-filled soil porosity) L_{air}/L_{soil}	0.28396	0.28396
$Theta_w$ (water-filled soil porosity) L_{water}/L_{soil}	0.15	0.15
T (exposure interval) s	819936000	819936000
T (exposure interval) yr	26	26
U_m (mean annual wind speed) m/s	4.69	4.69
U_t (equivalent threshold value)	11.32	11.32
V (fraction of vegetative cover) unitless	0.5	0.5

Site-specific
Resident Regional Screening Levels (RSL) for Soil

Key: I = IRIS; P = PPRTV; D = DWSHA; O = OPP; A = ATSDR; C = Cal EPA; X = APPENDIX PPRTV SCREEN (See FAQ #31); H = HEAST; F = See FAQ; W = see user guide Section 2.3.5; E = see user guide Section 2.3.6; L = see user guide on lead; M = mutagen; S = see user guide Section 5; V = volatile; R = RBA applied (See User Guide for Arsenic notice) ; ca = cancer; nc = noncancer; * = where: nc SL < 100X ca SL; ** = where nc SL < 10X ca SL; SSL values are based on DAF=1; max = Concentration may exceed ceiling limit (See User Guide); sat = Concentration may exceed Csat (See User Guide); U = User-provided

Chemical	CAS Number	Mutagen?	Volatile?	SF_o (mg/kg-day)$^{-1}$	SF_o Ref	IUR (ug/m^3)$^{-1}$	IUR Ref	RfD (mg/kg-day)	RfD Ref	RfC (mg/m^3)	RfC Ref	GIABS	ABS
Cumene	98-82-8	No	Yes	-		-		1.00E-01	U	4.00E-01	U	1	-
Cyclohexane	110-82-7	No	Yes	-		-		-		6.00E+00	U	1	-
Dichloroethylene, 1,2-cis-	156-59-2	No	Yes	-		-		2.00E-03	U	-		1	-
Ethylbenzene	100-41-4	No	Yes	1.10E-02	U	2.50E-06	U	1.00E-01	U	1.00E+00	U	1	-
Methylcyclohexane	108-87-2	No	Yes	-		-		-		-		1	-
Tetrachloroethylene	127-18-4	No	Yes	2.10E-03	U	2.60E-07	U	6.00E-03	U	4.00E-02	U	1	-
Toluene	108-88-3	No	Yes	-		-		8.00E-02	U	5.00E+00	U	1	-
Trichloroethylene	79-01-6	Yes	Yes	4.60E-02	U	4.10E-06	U	5.00E-04	U	2.00E-03	U	1	-
Xylene, o-	95-47-6	No	Yes	-		-		2.00E-01	U	1.00E-01	U	1	-
Xylenes	1330-20-7	No	Yes	-		-		2.00E-01	U	1.00E-01	U	1	-

Site-specific
Resident Regional Screening Levels (RSL) for Soil

Key: I = IRIS; P = PPRTV; D = DWSHA; O = OPP; A = ATSDR; C = Cal EPA; X = APPENDIX PPRTV SCREEN (See FAQ #31); H = HEAST; F = See FAQ; W = see user guide Section 2.3.5; E = see user guide Section 2.3.6; L = see user guide on lead; M = mutagen; S = see user guide Section 5; V = volatile; R = RBA applied (See User Guide for Arsenic notice) ; ca = cancer; nc = noncancer; * = where: nc SL < 100X ca SL; ** = where nc SL < 10X ca SL; SSL values are based on DAF=1; max = Concentration may exceed ceiling limit (See User Guide); sat = Concentration may exceed Csat (See User Guide); U = User-provided

Chemical	RBA	Soil Saturation Concentration (mg/kg)	S (mg/L)	K_{oc}\ (cm^3/g)	K_d\ (cm^3/g)	HLC (atm-m^3/mole)	Henry's Law Constant Used in Calcs (unitless)	H` and HLC Ref	Normal Boiling Point BP (K)	BP Ref	Critical Temperature TC (K)	TC Ref
Cumene	1	2.68E+02	6.13E+01	6.98E+02	4.19E+00	1.15E-02	4.70E-01	U	425.15	U	631	U
Cyclohexane	1	1.18E+02	5.50E+01	1.46E+02	8.76E-01	1.50E-01	6.13E+00	U	353.85	U	553	U
Dichloroethylene, 1,2-cis-	1	2.37E+03	6.41E+03	3.96E+01	2.38E-01	4.08E-03	1.67E-01	U	333.25	U	536	U
Ethylbenzene	1	4.79E+02	1.69E+02	4.46E+02	2.68E+00	7.88E-03	3.22E-01	U	409.15	U	617	U
Methylcyclohexane	1	6.76E+01	1.40E+01	2.34E+02	1.40E+00	4.30E-01	1.76E+01	U	374.15	U	572	U
Tetrachloroethylene	1	1.66E+02	2.06E+02	9.49E+01	5.69E-01	1.77E-02	7.24E-01	U	394.15	U	620	U
Toluene	1	8.18E+02	5.26E+02	2.34E+02	1.40E+00	6.64E-03	2.71E-01	U	384.15	U	592	U
Trichloroethylene	1	6.92E+02	1.28E+03	6.07E+01	3.64E-01	9.85E-03	4.03E-01	U	360.35	U	571	U
Xylene, o-	1	4.34E+02	1.78E+02	3.83E+02	2.30E+00	5.18E-03	2.12E-01	U	417.15	U	630	U
Xylenes	1	2.60E+02	1.06E+02	3.83E+02	2.30E+00	6.63E-03	2.71E-01	U	411.15	U	620	U

Site-specific
Resident Regional Screening Levels (RSL) for Soil

Key: I = IRIS; P = PPRTV; D = DWSHA; O = OPP; A = ATSDR; C = Cal EPA; X = APPENDIX PPRTV SCREEN (See FAQ #31); H = HEAST; F = See FAQ; W = see user guide Section 2.3.5; E = see user guide Section 2.3.6; L = see user guide on lead; M = mutagen; S = see user guide Section 5; V = volatile; R = RBA applied (See User Guide for Arsenic notice) ; ca = cancer; nc = noncancer; * = where: nc SL < 100X ca SL; ** = where nc SL < 10X ca SL; SSL values are based on DAF=1; max = Concentration may exceed ceiling limit (See User Guide); sat = Concentration may exceed Csat (See User Guide); U = User-provided

Chemical	Chemical Type	D_{ia}\ (cm^2/s)	D_{iw}\ (cm^2/s)	D_A\ (cm^2/s)	Particulate Emission Factor (m^3/kg)	Volatilization Factor (m^3/kg)	Ingestion SL TR=1E-05 (mg/kg)	Dermal SL TR=1E-05 (mg/kg)	Inhalation SL TR=1E-05 (mg/kg)	Carcinogenic SL TR=1E-05 (mg/kg)
Cumene	VOC	6.03E-02	7.86E-06	3.45E-04	1.36E+09	6.21E+03	-	-	-	-
Cyclohexane	VOC	8.00E-02	9.11E-06	1.22E-02	1.36E+09	1.04E+03	-	-	-	-
Dichloroethylene, 1,2-cis-	VOC	8.84E-02	1.13E-05	2.13E-03	1.36E+09	2.50E+03	-	-	-	-
Ethylbenzene	VOC	6.85E-02	8.46E-06	4.14E-04	1.36E+09	5.66E+03	6.32E+02	-	6.36E+01	5.78E+01
Methylcyclohexane	VOC	7.00E-02	8.27E-06	1.36E-02	1.36E+09	9.90E+02	-	-	-	-
Tetrachloroethylene	VOC	5.05E-02	9.46E-06	2.41E-03	1.36E+09	2.35E+03	3.31E+03	-	2.53E+02	2.35E+02
Toluene	VOC	7.78E-02	9.20E-06	7.23E-04	1.36E+09	4.29E+03	-	-	-	-
Trichloroethylene	VOC	6.87E-02	1.02E-05	2.73E-03	1.36E+09	2.21E+03	8.78E+01	-	1.06E+01	9.43E+00
Xylene, o-	VOC	6.89E-02	8.53E-06	3.19E-04	1.36E+09	6.46E+03	-	-	-	-
Xylenes	VOC	6.85E-02	8.46E-06	4.04E-04	1.36E+09	5.74E+03	-	-	-	-

Site-specific
Resident Regional Screening Levels (RSL) for Soil

Key: I = IRIS; P = PPRTV; D = DWSHA; O = OPP; A = ATSDR; C = Cal EPA; X = APPENDIX PPRTV SCREEN (See FAQ #31); H = HEAST; F = See FAQ; W = see user guide Section 2.3.5; E = see user guide Section 2.3.6; L = see user guide on lead; M = mutagen; S = see user guide Section 5; V = volatile; R = RBA applied (See User Guide for Arsenic notice) ; ca = cancer; nc = noncancer; * = where: nc SL < 100X ca SL; ** = where nc SL < 10X ca SL; SSL values are based on DAF=1; max = Concentration may exceed ceiling limit (See User Guide); sat = Concentration may exceed Csat (See User Guide); U = User-provided

Chemical	Ingestion SL Child THQ=1 (mg/kg)	Dermal SL Child THQ=1 (mg/kg)	Inhalation SL Child THQ=1 (mg/kg)	Noncarcinogenic SL Child THI=1 (mg/kg)	Ingestion SL Adult THQ=1 (mg/kg)	Dermal SL Adult THQ=1 (mg/kg)	Inhalation SL Adult THQ=1 (mg/kg)	Noncarcinogenic SL Adult THI=1 (mg/kg)	Screening Level (mg/kg)
Cumene	7.82E+03	-	2.59E+03	1.95E+03	8.34E+04	-	2.59E+03	2.51E+03	1.95E+03 sat
Cyclohexane	-	-	6.52E+03	6.52E+03	-	-	6.52E+03	6.52E+03	6.52E+03 sat
Dichloroethylene, 1,2-cis-	1.56E+02	-	-	1.56E+02	1.67E+03	-	-	1.67E+03	1.56E+02 nc
Ethylbenzene	7.82E+03	-	5.91E+03	3.37E+03	8.34E+04	-	5.91E+03	5.52E+03	5.78E+01 ca*
Methylcyclohexane	-	-	-	-	-	-	-	-	
Tetrachloroethylene	4.69E+02	-	9.79E+01	8.10E+01	5.01E+03	-	9.79E+01	9.60E+01	8.10E+01 nc
Toluene	6.26E+03	-	2.24E+04	4.89E+03	6.67E+04	-	2.24E+04	1.67E+04	4.89E+03 sat
Trichloroethylene	3.91E+01	-	4.61E+00	4.12E+00	4.17E+02	-	4.61E+00	4.56E+00	4.12E+00 nc
Xylene, o-	1.56E+04	-	6.73E+02	6.46E+02	1.67E+05	-	6.73E+02	6.71E+02	6.46E+02 sat
Xylenes	1.56E+04	-	5.98E+02	5.76E+02	1.67E+05	-	5.98E+02	5.96E+02	5.76E+02 sat

Site-specific
Composite Worker Equation Inputs for Soil

*** Inputted values different from Composite Worker defaults are highlighted.**

Variable	Composite Worker Soil Default Value	Form-input Value
A (PEF Dispersion Constant)	16.2302	16.2302
A (VF Dispersion Constant)	11.911	11.911
A (VF Dispersion Constant - Mass Limit)	11.911	11.911
B (PEF Dispersion Constant)	18.7762	18.7762
B (VF Dispersion Constant)	18.4385	18.4385
B (VF Dispersion Constant - Mass Limit)	18.4385	18.4385
$City_{PEF}$ (Climate Zone) Selection	Default	Default
$City_{VF}$ (Climate Zone) Selection	Default	Default
C (PEF Dispersion Constant)	216.108	216.108
C (VF Dispersion Constant)	209.7845	209.7845
C (VF Dispersion Constant - Mass Limit)	209.7845	209.7845
foc (fraction organic carbon in soil) g/g	0.006	0.006
F(x) (function dependent on U_m/U_t) unitless	0.194	0.194
n (total soil porosity) L_{pore}/L_{soil}	0.43396	0.43396
ρ_b (dry soil bulk density) g/cm ^{3}	1.5	1.5
ρ_b (dry soil bulk density - mass limit) g/cm ^{3}	1.5	1.5
PEF (particulate emission factor) m ^{3}/kg	1359344438	1359344438
ρ_s (soil particle density) g/cm ^{3}	2.65	2.65
Q/C_{wind} (g/m^2-s per kg/m^3)	93.77	93.77
Q/C_{vol} (g/m^2-s per kg/m^3)	68.18	68.18
Q/C_{vol} (g/m^2-s per kg/m^3)	68.18	68.18
A_s (PEF acres)	0.5	0.5
A_s (VF acres)	0.5	0.5
A_s (VF mass-limit acres)	0.5	0.5
AF_w (skin adherence factor - composite worker) mg/cm ^{2}	0.12	0.12
AT_w (averaging time - composite worker)	365	365
BW_w (body weight - composite worker)	80	80
ED_w (exposure duration - composite worker) yr	25	25
EF_w (exposure frequency - composite worker) day/yr	250	250

Output generated 11JAN2019:10:34:04

Site-specific
Composite Worker Equation Inputs for Soil

*** Inputted values different from Composite Worker defaults are highlighted.**

Variable	Composite Worker Soil Default Value	Form-input Value
ET_w (exposure time - composite worker) hr	8	8
THQ (target hazard quotient) unitless	0.1	1
IR_w (soil ingestion rate - composite worker) mg/day	100	100
LT (lifetime) yr	70	70
SA_w (surface area - composite worker) cm^2/day	3527	3527
TR (target risk) unitless	1.0E-06	1.0E-05
T_w (groundwater temperature) Celsius	25	25
$Theta_a$ (air-filled soil porosity) L_{air}/L_{soil}	0.28396	0.28396
$Theta_w$ (water-filled soil porosity) L_{water}/L_{soil}	0.15	0.15
T (exposure interval) s	819936000	819936000
T (exposure interval) yr	26	26
U_m (mean annual wind speed) m/s	4.69	4.69
U_t (equivalent threshold value)	11.32	11.32
V (fraction of vegetative cover) unitless	0.5	0.5

Site-specific
Composite Worker Regional Screening Levels (RSL) for Soil

Key: I = IRIS; P = PPRTV; D = DWSHA; O = OPP; A = ATSDR; C = Cal EPA; X = APPENDIX PPRTV SCREEN (See FAQ #31); H = HEAST; F = See FAQ; W = see user guide Section 2.3.5; E = see user guide Section 2.3.6; L = see user guide on lead; M = mutagen; S = see user guide Section 5; V = volatile; R = RBA applied (See User Guide for Arsenic notice) ; ca = cancer; nc = noncancer; * = where: nc SL < 100X ca SL; ** = where nc SL < 10X ca SL; SSL values are based on DAF=1; max = Concentration may exceed ceiling limit (See User Guide); sat = Concentration may exceed Csat (See User Guide); U = User-provided

Chemical	CAS Number	Mutagen?	Volatile?	SF_o $(mg/kg\text{-}day)^{-1}$	SF_o Ref	IUR $(ug/m^3)^{-1}$	IUR Ref	RfD (mg/kg-day)	RfD Ref	RfC (mg/m^3)	RfC Ref	GIABS	ABS	RBA	Soil Saturation Concentration (mg/kg)	S (mg/L)
Tetrachloroethylene	127-18-4	No	Yes	2.10E-03	I	2.60E-07	I	6.00E-03	I	4.00E-02	I	1	-	1	1.66E+02	2.06E+02

Chemical	K_{oc}\ (cm^3/g)	K_d\ (cm^3/g)	HLC $(atm\text{-}m^3/mole)$	Henry's Law Constant Used in Calcs (unitless)	H` and HLC Ref	Normal Boiling Point BP (K)	BP Ref	Critical Temperature TC (K)	TC Ref	Chemical Type	D_{ia}\ (cm^2/s)	D_{iw}\ (cm^2/s)	D_A\ (cm^2/s)
Tetrachloroethylene	9.49E+01	5.70E-01	1.77E-02	7.24E-01	PHYSPROP	394.45	PHYSPROP	620	YAWS	VOC	5.05E-02	9.46E-06	2.41E-03

Chemical	Particulate Emission Factor (m^3/kg)	Volatilization Factor (m^3/kg)	Ingestion SL TR=1E-05 (mg/kg)	Dermal SL TR=1E-05 (mg/kg)	Inhalation SL TR=1E-05 (mg/kg)	Carcinogenic SL TR=1E-05 (mg/kg)	Ingestion SL THQ=1 (mg/kg)	Dermal SL THQ=1 (mg/kg)	Inhalation SL THQ=1 (mg/kg)	Noncarcinogenic SL THI=1 (mg/kg)	Screening Level (mg/kg)
Tetrachloroethylene	1.36E+09	2.35E+03	1.56E+04	-	1.11E+03	1.03E+03	7.01E+03	-	4.11E+02	3.89E+02	3.89E+02 sat

	A	B	C	D	E	F	G	H	I	J	K	L
1	UCL Statistics for Uncensored Full Data Sets											
2	#VALUE!											
3				User Selected Options	#VALUE!							
4				Date/Time of Computation	ProUCL 5.11/14/2019 1:30:51 PM							
5				From File	WorkSheet.xls							
6				Full Precision	OFF							
7				Confidence Coefficient	95%							
8				Number of Bootstrap Operations	2000							
9	#VALUE!											
10	#VALUE!											
11	C0											
12	#VALUE!											
13	General Statistics											
14					Total Number of Observations	22			Number of Distinct Observations			20
15					#VALUE!	#VALUE!			Number of Missing Observations			0
16					Minimum	0.0039			Mean			0.415
17					Maximum	6.2			Median			0.0076
18					SD	1.374			Std. Error of Mean			0.293
19					Coefficient of Variation	3.311			Skewness			4.005
20	#VALUE!											
21	Normal GOF Test											
22					Shapiro Wilk Test Statistic	0.34			Shapiro Wilk GOF Test			
23					5% Shapiro Wilk Critical Value	0.911			Data Not Normal at 5% Significance Level			
24					Lilliefors Test Statistic	0.455			Lilliefors GOF Test			
25					5% Lilliefors Critical Value	0.184			Data Not Normal at 5% Significance Level			
26	Data Not Normal at 5% Significance Level											
27	#VALUE!											
28	Assuming Normal Distribution											
29					95% Normal UCL				95% UCLs (Adjusted for Skewness)			
30					95% Student's-t UCL	0.919			95% Adjusted-CLT UCL (Chen-1995)			1.164
31					#VALUE!	#VALUE!			95% Modified-t UCL (Johnson-1978)			0.96
32	#VALUE!											
33	Gamma GOF Test											
34					A-D Test Statistic	3.778			Anderson-Darling Gamma GOF Test			
35					5% A-D Critical Value	0.877			Data Not Gamma Distributed at 5% Significance Level			
36					K-S Test Statistic	0.316			Kolmogorov-Smirnov Gamma GOF Test			
37					5% K-S Critical Value	0.204			Data Not Gamma Distributed at 5% Significance Level			
38	Data Not Gamma Distributed at 5% Significance Level											
39	#VALUE!											
40	Gamma Statistics											
41					k hat (MLE)	0.239			k star (bias corrected MLE)			0.237
42					Theta hat (MLE)	1.734			Theta star (bias corrected MLE)			1.751
43					nu hat (MLE)	10.52			nu star (bias corrected)			10.42
44					MLE Mean (bias corrected)	0.415			MLE Sd (bias corrected)			0.852
45					#VALUE!				Approximate Chi Square Value (0.05)			4.207
46					Adjusted Level of Significance	0.0386			Adjusted Chi Square Value			3.916
47	#VALUE!											
48	Assuming Gamma Distribution											
49					95% Approximate Gamma UCL (use when n>=50))	1.028			95% Adjusted Gamma UCL (use when n<50)			1.104
50	#VALUE!											
51	Lognormal GOF Test											
52					Shapiro Wilk Test Statistic	0.777			Shapiro Wilk Lognormal GOF Test			

	A	B	C	D	E	F	G	H	I	J	K	L
53					5% Shapiro Wilk Critical Value	0.911		Data Not Lognormal at 5% Significance Level				
54					Lilliefors Test Statistic	0.258		**Lilliefors Lognormal GOF Test**				
55					5% Lilliefors Critical Value	0.184		Data Not Lognormal at 5% Significance Level				
56					**Data Not Lognormal at 5% Significance Level**							
57					**#VALUE!**							
58					**Lognormal Statistics**							
59					Minimum of Logged Data	-5.547				Mean of logged Data		-3.871
60					Maximum of Logged Data	1.825				SD of logged Data		2.105
61					**#VALUE!**							
62					**Assuming Lognormal Distribution**							
63					95% H-UCL	1.421				90% Chebyshev (MVUE) UCL		0.398
64					95% Chebyshev (MVUE) UCL	0.511				97.5% Chebyshev (MVUE) UCL		0.669
65					99% Chebyshev (MVUE) UCL	0.978				#VALUE!		#VALUE!
66					**#VALUE!**							
67					**Nonparametric Distribution Free UCL Statistics**							
68					**Data do not follow a Discernible Distribution (0.05)**							
69					**#VALUE!**							
70					**Nonparametric Distribution Free UCLs**							
71					95% CLT UCL	0.896				95% Jackknife UCL		0.919
72					95% Standard Bootstrap UCL	0.878				95% Bootstrap-t UCL		8.048
73					95% Hall's Bootstrap UCL	7.401				95% Percentile Bootstrap UCL		0.954
74					95% BCA Bootstrap UCL	1.253				#VALUE!		#VALUE!
75					90% Chebyshev(Mean, Sd) UCL	1.293				95% Chebyshev(Mean, Sd) UCL		1.691
76					97.5% Chebyshev(Mean, Sd) UCL	2.244				99% Chebyshev(Mean, Sd) UCL		3.329
77					**#VALUE!**							
78					**Suggested UCL to Use**							
79					97.5% Chebyshev (Mean, Sd) UCL	2.244				#VALUE!		#VALUE!
80					**#VALUE!**							
81					Note: Suggestions regarding the selection of a 95% UCL are provided to help the user to select the most appropriate 95% UCL.							
82					Recommendations are based upon data size, data distribution, and skewness.							
83					These recommendations are based upon the results of the simulation studies summarized in Singh, Maichle, and Lee (2006).							
84					However, simulations results will not cover all Real World data sets; for additional insight the user may want to consult a statistician.							
85					**#VALUE!**							
86					**#VALUE!**							
87	**C1**											
88					**#VALUE!**							
89					**General Statistics**							
90					Total Number of Observations	22				Number of Distinct Observations		2
91					#VALUE!	#VALUE!				Number of Missing Observations		0
92					Minimum	0				Mean		0.318
93					Maximum	1				Median		0
94					SD	0.477				Std. Error of Mean		0.102
95					Coefficient of Variation	1.498				Skewness		0.839
96					**#VALUE!**							
97					**Normal GOF Test**							
98					Shapiro Wilk Test Statistic	0.592		**Shapiro Wilk GOF Test**				
99					5% Shapiro Wilk Critical Value	0.911		Data Not Normal at 5% Significance Level				
100					Lilliefors Test Statistic	0.43		**Lilliefors GOF Test**				
101					5% Lilliefors Critical Value	0.184		Data Not Normal at 5% Significance Level				
102					**Data Not Normal at 5% Significance Level**							
103					**#VALUE!**							
104					**Assuming Normal Distribution**							

	A	B	C	D	E	F	G	H	I	J	K	L
105	95% Normal UCL						95% UCLs (Adjusted for Skewness)					
106					95% Student's-t UCL	0.493				95% Adjusted-CLT UCL (Chen-1995)		0.505
107					#VALUE!	#VALUE!				95% Modified-t UCL (Johnson-1978)		0.496
108	Gamma Statistics Not Available											
109	Lognormal Statistics Not Available											
110	#VALUE!											
111	Nonparametric Distribution Free UCL Statistics											
112	Data do not follow a Discernible Distribution (0.05)											
113	#VALUE!											
114	Nonparametric Distribution Free UCLs											
115					95% CLT UCL	0.485				95% Jackknife UCL		N/A
116					95% Standard Bootstrap UCL	N/A				95% Bootstrap-t UCL		N/A
117					95% Hall's Bootstrap UCL	N/A				95% Percentile Bootstrap UCL		N/A
118					95% BCA Bootstrap UCL	N/A				#VALUE!		#VALUE!
119					90% Chebyshev(Mean, Sd) UCL	0.623				95% Chebyshev(Mean, Sd) UCL		0.761
120					97.5% Chebyshev(Mean, Sd) UCL	0.953				99% Chebyshev(Mean, Sd) UCL		1.329
121	#VALUE!											
122	Suggested UCL to Use											
123					95% Chebyshev (Mean, Sd) UCL	0.761				#VALUE!		#VALUE!
124	#VALUE!											
125	Note: Suggestions regarding the selection of a 95% UCL are provided to help the user to select the most appropriate 95% UCL.											
126	Recommendations are based upon data size, data distribution, and skewness.											
127	These recommendations are based upon the results of the simulation studies summarized in Singh, Maichle, and Lee (2006).											
128	However, simulations results will not cover all Real World data sets; for additional insight the user may want to consult a statistician.											
129	#VALUE!											

	cis-1,2-Dichloroethene		Cyclohexane		Ethylbenzene	
sb10	0.0064	0	0.0064	0	0.0064	0
sb5a	0.0069	0	0.0069	0	0.0069	0
sb4a	0.0074	0	0.0074	0	0.0074	0
sb11	0.0073	0	0.0073	0	0.0073	0

Isopropylbenzene		m,p-Xylene		Methylcyclohexane		o-Xy
0.0064	0	0.013	0	0.0064	0	0.0064
0.0069	0	0.0069	0	0.0069	0	0.0069
0.0074	0	0.0074	0	0.0074	0	0.0074
0.0073	0	0.015	0	0.0073	0	0.0073

lene		Tetrachloroethene		Toluene		Trichloroethene	
	0	0.0064	0	0.0064	0	0.0064	0
	0	0.0069	0	0.0069	0	0.0069	0
	0	0.0074	0	0.0074	0	0.0074	0
	0	0.0073	0	0.0073	0	0.0073	0

	cis-1,2-Dichloroethene		Cyclohexane		Ethylbenzene	
	0.0048	0	0.0048	0	0.0048	0
	0.0043	0	0.0043	0	0.0043	0
	0.0052	**1**	0.0045	0	0.0045	0
sb6	0.0069	0	0.0069	0	0.0069	0
	2.1	0	**9.9**	**1.0**	**8.2**	**1.0**
	0.0081	0	0.0081	0	0.0081	0
sb2	0.0089	0	**0.15**	**1.00**	**1.4**	**1.0**
	0.0071	0	0.0071	0	0.0071	0
b6	0.0044	0	0.0044	0	0.0044	0
	2.2	0	2.2	0	**8.1**	**1.0**
	0.0084	0	0.0084	0	0.0084	0
	0.008	**1.000**	0.0048	0	**0.0099**	**1**
mw24	0.0055	0	0.0055	0	0.0055	0
b7	0.0041	0	0.0041	0	0.0041	0
b8	0.0035	0	0.0035	0	0.0035	0
sb1	0.0069	0	0.0069	0	0.0069	0
eb5	0.0039	0	0.0039	0	0.0039	0
mw18	0.0049	0	0.0049	0	0.0049	0
eb4	0.0039	0	0.0039	0	0.0039	0
mw 22	**0.082**	**1**	0.0042	0	0.0042	0
sb3	0.015	0	0.015	0	0.015	0
mw17	0.004	0	0.004	0	0.004	0

Isopropylbenzene		m,p-Xylene		Methylcyclohexane		o-Xy
0.0048	0	0.0048	0	0.0048	0	0.0048
0.0043	0	0.0085	0	0.0043	0	0.0043
0.0045	0	0.0045	0	0.0045	0	0.0045
0.0069	0	0.014	0	0.0069	0	0.0069
7.4	**1.0**	**32**	**1**	**85**	**1**	2.1
0.0081	0	0.016	0	0.0081	0	0.0081
0.30	**1.00**	**4.4**	**1.0**	**0.51**	**1.00**	**1.7**
0.0071	0	0.014	0	0.0071	0	0.0071
0.0044	0	0.0089	0	0.0044	0	0.0044
2.3	**1.0**	**27**	**1**	**13**	**1**	**11**
0.0084	0	0.017	0	0.0084	0	0.0084
0.0048	0	**0.028**	**1**	0.0048	0	**0.013**
0.0055	0	0.0055	0	0.0055	0	0.0055
0.0041	0	0.0081	0	0.0041	0	0.0041
0.0035	0	0.007	0	0.0035	0	0.0035
0.0069	0	0.014	0	0.0069	0	0.0069
0.0039	0	0.0039	0	0.0039	0	0.0039
0.0049	0	0.0049	0	0.0049	0	0.0049
0.0039	0	0.0078	0	0.0039	0	0.0039
0.0042	0	0.0042	0	**0.0052**	**1**	0.0042
0.015	0	0.031	0	0.015	0	0.015
0.004	0	0.004	0	0.004	0	0.004

lene		Tetrachloroethene		Toluene		Trichloroethene	
	0	0.0048	0	0.0048	0	0.0048	0
	0	0.0043	0	0.0043	0	0.0043	0
	0	**0.074**	**1**	0.0045	0	**0.0095**	1
	0	0.0069	0	0.0069	0	0.0069	0
	0	**6.2**	**1.0**	2.1	0	2.1	0
	0	0.0081	0	0.0081	0	0.0081	0
	1.0	**0.018**	**1.000**	**0.12**	**1.00**	0.0089	0
	0	0.0071	0	0.0071	0	0.0071	0
	0	0.0044	0	0.0044	0	0.0044	0
	1	2.2	0	2.2	0	2.2	0
	0	0.0084	0	0.0084	0	0.0084	0
	1	0.0048	0	0.0048	0	**0.0057**	1
	0	**0.08**	**1**	0.0055	0	0.0055	0
	0	0.0041	0	0.0041	0	0.0041	0
	0	**0.048**	**1.000**	0.0035	0	0.0035	0
	0	0.0069	0	0.0069	0	0.0069	0
	0	**0.098**	**1**	0.0039	0	0.0039	0
	0	0.0049	0	0.0049	0	0.0049	0
	0	0.0039	0	0.0039	0	0.0039	0
	0	**0.32**	**1**	0.0042	0	**0.019**	1
	0	0.015	0	0.015	0	0.015	0
	0	0.004	0	0.004	0	0.004	0

PEACHTREE ENVIRONMENTAL

APPENDIX H

Redox-Tech Injection Report

REDOX TECH, LLC

"Providing Innovative In Situ Soil and Groundwater Treatment"

Field Summary Report for the Injections Located in Thomasville, GA

Prepared by Eddie Escochea on May 12, 2015

Field Contractor	Redox Tech, LLC	**Client**	Peachtree Environmental
Field Lead	Eddie Escochea	**Field Lead**	Thom Lawrence
Phone Number	(770) 297-5237	**Phone Number**	(770) 449-6100
Email Address	Escocheajr@redox-tech.com	**Email Address**	tlawrence@peachtreeenvironmental.com
Start Date	March 17, 2015	**End Date**	March 19, 2015
Chemical	ABC+	**Total Pounds**	ABC- 4,750 lbs ZVI – 5,000 lbs
Concentration	50 lbs ZVI, 4.9 gal ABC in 50 gal water per hopper		
Injection Points	10		
Injection Intervals	30, 27, 24, 21, 18, 15, 12' bgs		

Summary: Over a three-day period 9,750 pounds of ABC+ was injected into 10 locations using a Redox Tech injection trailer. Each of the 10 locations had a total of 7 intervals from 30 feet below ground service to 12 feet below ground service. Three of the intervals received 50 gallons of solution and four of the intervals received 100 gallons of solution. The injection pressures stayed around 50 psi during the injections. "Blow by" (fluid leaking around the rods and appearing at the ground surface near the rods) was not observed at any of the locations. "Daylighting" (fluid appearing at the ground surface but some distance away from rods) was observed at one of the locations at the very end of the injections interval. Injections were completed as described in the table below.

Summary Table

Date	Well ID	Start Time	Stop Time	Depth (ft)	Injection Pressure (psi)	Volume Injected	Notes (flow change, etc.)
3/17/2015	IP-1	1342	1346	30	50	50	
3/17/2015	IP-1	1346	1351	27	50	50	
3/17/2015	IP-1	1355	1400	24	50	50	
3/17/2015	IP-1	1400	1415	21	50	100	
3/17/2015	IP-1	1418	1427	18	50	100	
3/17/2015	IP-1	1432	1439	15	50	100	

REDOX TECH, LLC

"Providing Innovative In Situ Soil and Groundwater Treatment"

Date	Well ID	Start Time	Stop Time	Depth (ft)	Injection Pressure (psi)	Volume Injected	Notes (flow change, etc.)
3/17/2015	IP-1	1441	1449	12	50	50	
3/17/2015	IP-2	1555	1600	30	50	50	
3/17/2015	IP-2	1600	1604	27	50	50	
3/17/2015	IP-2	1608	1613	24	50	50	
3/17/2015	IP-2	1616	1624	21	50	100	
3/17/2015	IP-2	1625	1633	18	50	100	
3/17/2015	IP-2	1637	1644	15	50	100	
3/17/2015	IP-2	1645	1650	12	50	50	
3/18/2015	IP-3	912	916	30	50	50	
3/18/2015	IP-3	916	920	27	50	50	
3/18/2015	IP-3	924	928	24	50	50	
3/18/2015	IP-3	930	937	21	50	100	
3/18/2015	IP-3	945	954	18	50	100	
3/18/2015	IP-3	1006	1015	15	50	100	
3/18/2015	IP-3	1016	1023	12	50	100	
3/18/2015	IP-4	1123	1127	30	50	50	
3/18/2015	IP-4	1128	1134	27	50	50	
3/18/2015	IP-4	1137	1142	24	50	50	
3/18/2015	IP-4	1144	1154	21	50	100	
3/18/2015	IP-4	1157	1209	18	50	100	
3/18/2015	IP-4	1214	1220	15	50	50	
3/18/2015	IP-5	1627	1635	30	50	100	
3/18/2015	1P-5	1636	1646	27	50	100	
3/18/2015	IP-5	1654	1704	24	50	100	
3/18/2015	IP-5	1705	1718	21	50	100	
3/18/2015	IP-5	1728	1737	18	50	100	
3/18/2015	IP-5	1738	1749	15	50	100	
3/18/2015	IP-6	1832	1835	30	50	50	
3/18/2015	IP-6	1836	1840	27	50	50	
3/18/2015	IP-6	1844	1854	24	50	100	
3/18/2015	IP-6	1857	1908	21	50	100	
3/18/2015	IP-6	1915	1924	18	50	100	
3/18/2015	IP-6	1926	1936	15	50	100	
3/19/2015	IP-7	954	959	30	50	50	
3/19/2015	IP-7	1000	1006	27	50	50	
3/19/2015	IP-7	1010	1020	24	50	100	

Date	Well ID	Start Time	Stop Time	Depth (ft)	Injection Pressure (psi)	Volume Injected	Notes (flow change, etc.)
3/19/2015	IP-7	1021	1035	21	50	100	
3/19/2015	IP-7	1040	1050	18	50	100	
3/19/2015	IP-7	1050	1107	15	50	100	
3/19/2015	IP-8	1206	1212	30	50	50	
3/19/2015	IP-8	1212	1220	27	50	50	DAYLIGHTER NEAR IP-3
3/19/2015	IP-8	1221	1232	24	50	100	
3/19/2015	IP-8	1232	1243	21	50	100	
3/19/2015	IP-8	1248	1255	18	50	100	
3/19/2015	IP-8	1257	1304	15	50	100	
3/19/2015	IP-9	1654	1658	30	50	50	
3/19/2015	IP-9	1659	1713	27	50	50	
3/19/2015	IP-9	1714	1719	24	50	50	
3/19/2015	IP-9	1719	1726	21	50	50	
3/19/2015	IP-9	1726	1734	18	50	50	
3/19/2015	IP-9	1736	1747	15	50	50	
3/19/2015	IP-10	1827	1835	30	50	50	
3/19/2015	IP-10	1836	1844	27	50	50	
3/19/2015	IP-10	1847	1909	24	50	100	
3/19/2015	IP-10	1910	1930	21	50	100	
3/19/2015	IP-10	1939	2000	18	50	70	
3/19/2015	IP-10	2018	2028	15	50	130	REPUSH