Prepared for:

RHEEM MANUFACTURING COMPANY
138 Roberson Mill Road N.W.
Milledgeville, GA 31061

VOLUNTARY REMEDIATION PROGRAM COMPLIANCE STATUS REPORT
Rheem Manufacturing Company
Milledgeville, Georgia

Prepared by:

EPS
400 Northridge Road, Suite 400
Sandy Springs, GA 30350
Tel: 404-315-9113

January 2019

VOLUNTARY REMEDIATION PROGRAM
COMPLIANCE STATUS REPORT
RHEEM MANUFACTURING COMPANY
MILLEDGEVILLE, GEORGIA

Prepared for:
RHEEM MANUFACTURING COMPANY
138 Roberson Mill Road N.W.
Milledgeville, GA 31061

Prepared by:

400 Northridge Road, Suite 400
Sandy Springs, GA 30350
Tel: 404-315-9113



Kirk Kessler, PG
Senior Principal

January 2019

EPS

TABLE OF CONTENTS

GROUNDWATER SCIENTIST STATEMENT **1**

CERTIFICATION OF COMPLIANCE **2**

1 INTRODUCTION **3**

1.1 Document Overview 3
1.2 Background 3
1.3 Purpose 4

2 VRP PROJECT MANAGEMENT **5**

2.1 Professional Geologist Oversight 5
2.2 Milestone Schedule 5
2.3 Conceptual Site Model Status 5
2.4 Environmental Covenant Status 5

3 SITE ASSESSMENT AND REMEDIATION PERFORMANCE REVIEW **6**

3.1 Site Assessment Review 6
3.1.1 Groundwater 6
3.1.2 Soil 8
3.1.3 Vapor 8
3.2 Remediation Review 9
3.2.1 Soil Removal 9
3.2.2 Soil Vapor Extraction 9
3.2.3 Vapor Intrusion Mitigation 10
3.2.4 Groundwater Pump-and-Treat 13
3.2.5 In-Situ Bioremediation for Groundwater 15

4 CONSTITUENTS OF CONCERN AND RISK COMPARISON VALUES **20**

4.1 Screening Criteria 20
4.1.1 Soil and Groundwater Risk Reduction Standards 20
4.1.2 In-Stream Water Quality Standards 21
4.1.3 Vapor Intrusion Screening Levels 21
4.2 Delineation Criteria 21
4.3 Clean-up Standards 21

5 CONCEPTUAL SITE MODEL 23

5.1 Interpretation of the Site Geology 23
5.2 Groundwater Flow Direction 25
5.3 TCE Distribution with Respect to the CSM 25
5.3.1 TCE Release 25
5.4 Potential Receptors and Exposure Pathways 27
5.4.1 Property and Surrounding Area 27
5.4.2 Well Survey 27
5.4.3 Potential Human Receptors 28
5.4.4 Potential Surface Water Receptors 29
5.4.5 Points of Demonstration and Exposure 29

6 RISK ANALYSIS 30

6.1 Overview of the Risk Analysis Process 30
6.2 Soil Risk Analysis 30
6.2.1 Dataset Used 30
6.2.2 Soil Screening 30
6.2.3 Evaluation against Site-Specific RRSs 30
6.2.4 Protection of Groundwater 31
6.3 Groundwater Risk Analysis 32
6.4 Vapor Intrusion Evaluation 32

7 SITE COMPLIANCE 34

7.1 Soil Delineation and Compliance 34
7.2 Groundwater Delineation and Compliance 34
7.3 Groundwater use limitations for the Property will be voluntarily established in the Environmental Covenant. Vapor Intrusion 34

8 REFERENCES 35

LIST OF FIGURES

Figure 1	Site Vicinity Topographic Map
Figure 2	Site Aerial and Monitoring Well Location Map
Figure 3A	Groundwater TCE Distribution in All Zones (August 2018)
Figure 3B	Groundwater TCE Distribution in Saprolite (August 2018)
Figure 3C	Groundwater TCE Distribution in PWR (August 2018)
Figure 3D	Groundwater TCE Distribution in Bedrock (August 2018)
Figure 4	Soil Sampling Locations
Figure 5	Sub-Slab Soil Gas Sampling Locations
Figure 6	Indoor Air Sampling Locations
Figure 7	Downgradient Soil Gas Sampling Locations
Figure 8	SVE System Layout
Figure 9A	TCE Concentrations in Surface Soil
Figure 9B	TCE Concentrations in Soil (2-5ft)
Figure 9C	TCE Concentrations in Soil (5-10ft)
Figure 9D	TCE Concentrations in Soil (10-15ft)
Figure 10	Sub-Slab Depressurization System Layout
Figure 11	TCE Soil Gas Sampling Results
Figure 12	TCE Indoor Air Sampling Results
Figure 13	Pump-and-Treat System Layout
Figure 14	ART System Layout
Figure 15	*In-Situ* Bioremediation Treatment Zones and Well Network
Figure 16A	Hydrogeologic Profile Locations
Figure 16B	Hydrogeologic Profile A - A’
Figure 16C	Hydrogeologic Profile B - B’
Figure 17	Potentiometric Surface Map (May 2018)
Figure 18	Maximum TCE Concentrations in Groundwater (Historical and Recent)
Figure 19	Groundwater and Surface Water Point of Demonstration and Points of Exposure
Figure 20	Construction Worker Potential Exposure Domains
Figure 21	Soil Delineation
Figure 22	Horizontal Groundwater Delineation (August 2018)
Figure 23A	Discrete Interval Groundwater Sampling (2010-2018)
Figure 23B	Groundwater Sampling in Bedrock (August 2018)

LIST OF TABLES

Table 1	Well Construction Details
Table 2	Groundwater Sampling Results (August 2018)
Table 3	Soil Sampling Results
Table 4	Pre- and Post-SVE Comparison of TCE Concentrations in Soil
Table 5	Facility Sub-Slab Soil Gas Sampling Results
Table 6	Facility Indoor Air Sampling Results
Table 7	Bioremediation Performance Monitoring

Table 8A Soil Risk Reduction Standards
Table 8B Groundwater Risk Reduction Standards
Table 9 Groundwater Elevations (May 2018)
Table 10 Soil Data RRS Comparison
Table 11 Soil Data Site-Specific RRS Comparison
Table 12 Downgradient Soil Gas Sampling Results

LIST OF APPENDICES

Appendix A VRP Property Identification
Appendix B Professional Geologist Summary of Hours
Appendix C Milestone Schedule
Appendix D Environmental Covenant
Appendix E Draft Monitoring and Maintenance Plan
Appendix F Laboratory Analytical Reports
Appendix G Risk Reduction Standards
Appendix H SESOIL Model
Appendix I Groundwater Chart Models
Appendix J Vapor Intrusion Evaluation
Appendix K LUST Site Information

EPS

VOLUNTARY REMEDIATION PROGRAM
COMPLIANCE STATUS REPORT

Rheem Manufacturing Company
138 Roberson Mill Road
Milledgeville, GA 31061

GROUNDWATER SCIENTIST STATEMENT

I certify that I am a qualified groundwater scientist who has received a baccalaureate or post-graduate degree in the natural sciences or engineering and have sufficient training and experience in ground water hydrology and related fields, as demonstrated by state registration and completion of accredited university courses, that enable me to make sound professional judgments regarding groundwater monitoring and contaminant fate and transport. I further certify that this Voluntary Remediation Program Compliance Status Report for Rheem Manufacturing Company was prepared by me and appropriate qualified subordinates working under my direction.

Certified by: _____ Date: 1/31/2019

Kirk Kessler, P.G.
Senior Principal
No. 685

EPS

VOLUNTARY REMEDIATION PROGRAM
COMPLIANCE STATUS REPORT

Rheem Manufacturing Company
138 Roberson Mill Road
Milledgeville, GA 31061

CERTIFICATION OF COMPLIANCE

I certify that this CSR report and all attachments were prepared under my direction in accordance with a system designed to assure that qualified personnel properly gather and evaluate the information submitted. Based on my inquiry of the person or persons who manage the system, or those persons directly responsible for gathering the information, the information submitted is, to the best of my knowledge and belief, true, accurate, and complete. I am aware that there are significant penalties for submitting false information, including the possibility of fine and imprisonment for knowing violations.

Based on my review of the findings of this report with respect to the Risk Reduction Standards (RRSs) under the Rules for Hazardous Site Response, Rule 391-3-19-.07 and the Voluntary Remediation Program Act, O.C.G.A 12-8-108, I have determined that the Property is in compliance with Non-residential RRSs for soil. I have also determined that groundwater associated with the Property complies with the provisions, purposes, standards and policies of the Voluntary Remediation Program Act through the use of a restrictive covenant to be placed on the Property.

Certified by: Karl Kessler Date: 1/31/2019
Rheem Manufacturing Company
Ben Pellegrini
Authority granted by Ben Pellegrini to Karl Kessler

1 INTRODUCTION

1.1 Document Overview

EPS is submitting this Voluntary Remediation Program (VRP) Compliance Status Report (CSR) on behalf of Rheem Manufacturing Company (Rheem) for the former Rheem manufacturing facility located at 138 Roberson Mill Road in Milledgeville, Georgia ("the Property"). The parcel tax map, survey, warranty deed, and legal description for the Property are included in Appendix A. The Property was accepted into the Voluntary Remediation Program through Consent Order EPD-VRP-007 dated October 8, 2013. This CSR serves as a progress report for the current reporting period (May 2018 through October 2018) and demonstrates that the Property is in compliance with the requirements of the VRP and the Consent Order. The submittal date of this CSR, as specified in the Consent Order, was extended by EPD to January 31, 2019.

This CSR will demonstrate compliance by presenting the following:

- Soil assessment activities have resulted in the horizontal and vertical delineation of impacted soil at the Property. Soil is in compliance with Site-specific Nonresidential Risk Reduction Standards (RRSs).
- Groundwater has been horizontally and vertically delineated, and it has been established through modeling that the groundwater plume will not impact the established points of exposure (POEs). Because the Property is not listed on the Hazardous Site Inventory, and a release exceeding a reportable quantity for groundwater does not currently exist at the Property, Rheem is not required to perform corrective action or certify compliance for groundwater under the VRP.
- Property use limitations will be established through an environmental covenant. A draft of the proposed covenant was submitted with the May 2018 VRP Progress Report #9.
- Following the installation and operation of a sub-slab depressurization (SSD) system, vapor intrusion assessment at the Property indicates that there is no risk of exposure to indoor air under the current Property configuration.
- Off-site vapor intrusion assessment indicates there is no off-site vapor intrusion risk.

1.2 Background

The Property was used for the manufacturing of domestic air conditioning units and furnaces from 1978 until it ceased operations in 2009. The Property is fenced, is comprised of 41.12 acres, and is primarily improved with a vacant manufacturing and office building and an asphalt-paved parking lot. A topographic map of the Property vicinity is shown on Figure 1 (all figures

are included in the Figures attachment), and an aerial photograph of the Property is included as Figure 2.

In September 1988, a release of reclaimed trichloroethene (TCE) was discovered by Rheem and reported to the EPD. The release occurred in the tank farm area from underground piping connecting two aboveground TCE storage tanks to a parts washer inside the facility. A groundwater pump-and-treat system was installed in 1989-1990 and operated for nearly three decades. During that time, Rheem has performed ongoing assessment and remedial activities with oversight by the EPD Land Protection Branch.

1.3 Purpose

The purpose of this document is to describe the assessment and remedial activities that have occurred at the Property, to present a finalized Conceptual Site Model (CSM), and to request site closure under the VRP and termination of Consent Order EPD-VRP-007.

2 VRP PROJECT MANAGEMENT

2.1 Professional Geologist Oversight

This CSR includes a certification by Kirk Kessler, P.G., Professional Geologist and Senior Principal who has been involved in the project since the submittal of the Voluntary Investigation and Remediation Plan Application Form. Appendix B contains a monthly summary of hours invoiced by the Mr. Kessler and Justin Vickery, the Professional Geologist specified in the application.

2.2 Milestone Schedule

An updated milestone schedule is included in Appendix C. Each of the tasks specified in the schedule have been completed.

2.3 Conceptual Site Model Status

The CSM is included in Section 6 of this report. The CSM was updated in the May 2018 VRP Progress Report #9 which is presented in Section 5.

2.4 Environmental Covenant Status

A draft Environmental Covenant for the Property was included in the May 2018 VRP Progress Report #9 specifying restrictions on property and groundwater use. The final draft of the covenant is included in Appendix D. A draft Monitoring and Maintenance Plan, incorporated into the covenant by reference, is included in Appendix E and specifies the inspection and reporting activities necessary to ensure the execution of the covenant requirements.

3 SITE ASSESSMENT AND REMEDIATION PERFORMANCE REVIEW

3.1 Site Assessment Review

3.1.1 Groundwater

3.1.1.1 Past Groundwater Assessment

Prior to acceptance of the Property into the VRP, the groundwater monitoring well network consisted of 44 monitoring wells and 8 shallow piezometers:

MW-1	MW-7	MW-14	MW-22	MW-30	MW-37D	PZ-5
MW-2	MW-8	MW-15	MW-23	MW-31	MW-38S	PZ-6
MW-3	MW-9	MW-16	MW-24	MW-32	MW-38D	PZ-7
MW-3A	MW-10	MW-17	MW-25	MW-33	MW-39	PZ-8
MW-3B	MW-11	MW-18	MW-26	MW-34	PZ-1	
MW-4	MW-12	MW-19	MW-27	MW-35	PZ-2	
MW-5	MW-12A	MW-20	MW-28	MW-36	PZ-3	
MW-6	MW-13	MW-21	MW-29	MW-37S	PZ-4	

The site well network was expanded between July 2013 and January 2016 to delineate the down-gradient and vertical extent of TCE in groundwater and refine TCE distribution in the release area[1]. Well construction details are provided in Table 1 (all tables are included in the Tables attachment), and well locations are depicted in Figure 2. A timeline of the monitoring well installation events is provided below.

July and August 2013: Vertically-clustered monitoring wells MW-40A-E, MW-41A-E, and MW-42A-E were installed along the downgradient property boundary.

August 2013- July 2014: MW-43 through MW-47 were installed downgradient of the Rheem property to delineate the horizontal extent of TCE in groundwater.

January 2015: Vertically clustered monitoring wells MW-48A-C through MW-53A-C were installed at locations surrounding the TCE release area.

[1] Early assessment and monitoring demonstrated that TCE is the predominant constituent defining the groundwater plume at the site.

January 2016: MW-54 was installed to refine the northern delineation of TCE in groundwater immediately downgradient of the Rheem property.

Prior to entering the VRP, groundwater monitoring was conducted on a semi-annual basis in accordance with a Consent Order between Rheem and EPD dated September 26, 1991, and the *Revised and Restated Groundwater Corrective Action Plan* (May 1998, as revised September 1998). Since entrance into the program, monitoring of downgradient wells has generally been conducted semi-annually, and monitoring of wells at the Property has generally been performed on an as-needed basis for a specific purpose (*e.g.*, remediation performance monitoring). Comprehensive groundwater sampling events were conducted in December 2012 (documented in the *2012 Corrective Action Report* dated February 2013), June 2013 (documented in the *2013 Interim Corrective Action Report* dated August 2013), October 2016 (documented in the *November 2016 VRP Progress Report*), and August 2018 (discussed below).

3.1.1.2 August 2018 Groundwater Assessment

Comprehensive monitoring of site groundwater was performed on August 6-15, 2018. A total of 82 monitoring wells and piezometers were sampled as part of this event[2]. Table 2 lists the wells sampled and summarizes the volatile organic compound (VOC) results (laboratory analytical report is included in Appendix F).

Monitoring wells were purged using the "Low-Flow" methodology according to Section 3.2 of *Groundwater Monitoring (SESDPROC-301R4)* (EPA, 2017). Purging of monitoring wells was completed using a peristaltic or downhole pump (either electric or pneumatic) with the purge inlet set at the approximate mid-portion of the screened interval of the well. Standard field parameters (*i.e.*, temperature, pH, oxidation-reduction potential (ORP), dissolved oxygen (DO), specific conductivity, and turbidity) were measured using a water quality meter and recorded during purging. Groundwater samples were collected for VOC analysis in two, 40-mL glass vials preserved with hydrochloric acid following stabilization of pH and specific conductivity and achieving turbidity below 10 Nephelometric Turbidity Units. Stabilization is defined as follows: pH ± 0.1 units and conductivity ± 5% for three consecutive measurements. Care was taken to ensure zero headspace in the sample vial.

Figure 3A shows the plan view distribution of groundwater TCE concentrations across the Property based on the August 2018 sampling results. Figures 3B-3D show the same TCE distribution separated into various depth zones, *i.e.*, saprolite, partially weathered rock (PWR), and bedrock, respectively. The highest TCE detections, *i.e.*, >10 milligrams per liter (mg/L), are located within or proximate to the release area across the saprolite/PWR/bedrock vertical profile. Downgradient of the release area, shallow groundwater (saprolite zone) exhibits a lower concentration relative to the deeper groundwater (PWR zone) with low to non-detect conditions

[2] Well MW-8 was not sampled due to the presence of biostimulation injection materials in the purge water. Well MW-6 was dry and could not be sampled.

in bedrock. The downgradient extent of TCE is delineated to non-detect in MW-31, MW-32, MW-35, MW-44, MW-45, and MW-47.

3.1.2 Soil

Soil sampling was performed four times prior to acceptance into the VRP (September 2008, November 2008, December 2009, and March-May 2010) to characterize the VOC condition in vadose zone soils in the release area. A total of 93 soil borings were advanced up to 20 ft-bgs at the locations shown on Figure 4 using either direct push technology and macro-core sampling system or hand auger. Soil investigations from September 2008-May 2010 were documented in the *Soil Delineation Report: Revision 1* dated July 2010. Following successful operation of a Soil Vapor Extraction (SVE) system, a post-remediation sampling of soil was conducted in April 2018 at 45 locations throughout the TCE release area.

A review of the 2018 soil sampling results as they relate to the SVE remediation performance is provided in Section 3.2.2.

3.1.3 Vapor

3.1.3.1 Facility-Based Vapor Sampling

Sub-Slab Soil Gas Sampling

The initial assessment of soil gas beneath the concrete slab of the former Rheem facility was performed in August-September 2014. Sub-slab soil gas samples were collected at the locations shown on Figure 5. Select locations from the original vapor probe installations were resampled in December 2016 and August 2018 following the installation of the SSD system.

A discussion of the August 2018 sub-slab soil gas sampling event and the performance of the SSD system with respect to the sub-slab soil gas condition is provided in Section 3.2.3.

Indoor Air Sampling

Indoor air investigations were conducted concurrently with soil gas investigations with one additional sampling event in November 2014. The initial investigation in August 2014 consisted of 8 indoor air sampling locations (IA-3 through IA-8) and 2 ambient air sampling locations (IA-1 and IA-2), as shown on Figure 6. Air samples were collected from 3 additional indoor locations (IA-11 through IA-13) and 5 previously sampled locations during the subsequent investigation in November 2014. Locations IA-1 through IA-12 were sampled as part of the December 2016 and August 2018 investigations.

Indoor air sampling was conducted under various building conditions. The August 2014 investigation was performed under "worst case" conditions, *i.e.*, closed wall vents and no facilitated air movement. In November 2014, several wall vents were opened to create a cross

breeze in the warehouse, and the office HVAC fan was turned on to simulate an air exchange rate of approximately 1/hour. The December 2016 and August 2018 events were performed following the start-up of the SSD system and under similar building conditions as November 2014.

The results of the August 2018 indoor air investigation as it relates to the performance of the SSD system is provided in Section 3.2.3.

3.1.3.2 Downgradient Soil Gas Sampling

In 2017, two sampling events were performed to assess for VOCs in soil gas above the groundwater TCE plume located downgradient of the Property. The first event was performed on February 17, 2017 by a downgradient land owner, and the second event was performed on April 27, 2017 by EPS on behalf of Rheem to verify the February 2017 results. Locations for soil gas samples collected on behalf of Rheem were biased to assess soil gas above and adjacent to the downgradient TCE plume. Downgradient soil gas sample locations are shown on Figure 7.

A review of the 2017 downgradient soil gas sampling results is provided in Section 6.4.

3.2 Remediation Review

3.2.1 Soil Removal

The TCE release was discovered by Rheem in September 1988 in the tank farm area. Excavation discovered the leak emanated from underground piping connecting two aboveground TCE storage tanks to a parts washer inside the facility. Soils saturated with TCE were removed during the excavation and disposed off-site.

3.2.2 Soil Vapor Extraction

An SVE system was initiated in April 2015 to remove TCE present in vadose zone soils in the release area. The system consisted of a 40-horsepower blower connected to 8 clusters of 5 hydraulic fracture wells (see Figure 8) encompassing the vertical extent of the vadose zone. Initially, the TCE vapors were diverted through a catalytic oxidizer and transformed into carbon dioxide (CO_2) and hydrochloric acid (HCl). These reaction products were diverted to an air scrubber where the CO_2 was discharged to the atmosphere and the HCl was neutralized with a caustic solution and subsequently discharged to the sewer. This set-up was converted to activated carbon treatment in January 2016 as the VOC recovery rate diminished.

SVE operations were terminated in April 2018, and soil confirmation samples were collected from within the SVE zone of influence. TCE concentrations were found to have decreased several orders of magnitude from the initial conditions in the release area. Post-SVE TCE concentrations consisted of a maximum concentration of 3.1 mg/kg and an average concentration of 0.097 mg/kg, compared to pre-SVE maximum and average concentrations of 78,000 mg/kg

and 2,333 mg/kg, respectively. Soil samples within the SVE zone of influence are all below the site-specific RRSs. Recent and historical soil sampling results are included in Table 3. Samples in Table 3 located within the SVE zone of influence are designated as either pre-SVE or post-SVE. Table 4 provides a statistical comparison of TCE results for the recent samples collected within the SVE zone of influence (post-SVE) and the historical TCE results within this zone (pre-SVE). Figures 9A through 9D show side-by-side comparisons of TCE concentrations pre- and post-SVE system operation for vadose zone soil samples for the 0-2 ft-bgs, 2-5 ft-bgs, 5-10 ft-bgs, and 10-15 ft-bgs depth intervals, respectively. Historical sampling results for locations outside of the expected SVE zone of influence are shown in each of the figures.

3.2.3 Vapor Intrusion Mitigation

3.2.3.1 Sub-Slab Depressurization System

The SSD system creates negative pressure immediately below the building slab to mitigate potential migration of vapors in soil gas beneath the slab to indoor air at concentrations exceeding EPA Non-Residential Target Indoor Air Concentrations (TIACs). The SSD system layout is provided on Figure 10. Construction of the SSD system occurred in two phases. Lines 6-10 were installed during the initial phase in March 2015 and consist of 1,100 linear feet of 3-inch perforated Schedule 40 PVC pipe. The system was expanded in April 2016 to include Lines 1-5, which consist of 658 linear feet of 3-inch diameter perforated Schedule 40 PVC pipe and extend to the exterior of the building via solid piping through a trunk line trench. Full operation of the system was initiated on November 1, 2016. Each of the lines has remained operational throughout the reporting period, with the exception of temporary shutdown of Lines 6-8 during the bioremediation injection activities in these areas.

Following the termination of the consent order, the Property will be subject to an environmental covenant. The SSD system operations, to the extent required, will managed under a Monitoring and Maintenance Plan in accordance with the covenant.

3.2.3.2 Sub-Slab Conditions

Soil gas sampling results from 2014 to 2018 are included in Table 5. In August 2018, 24 sub-slab soil gas samples were collected from previously installed vapor probe locations[3]. Prior to collection, a helium leak test was conducted at each probe for testing the probe seal along with a shut-in test for leak testing the fittings between the probe and sample canister. TCE exceeded the EPA Non-Residential Target Sub-Slab Soil Gas Concentration (TSSSGC) of 290 µg/m^3 in four samples, with a maximum detection of 5,000 µg/m^3. Chloroform and 1,1-dichloroethene each exceeded the TSSSGCs in one sample, and PCE was detected in two samples exceeding the TSSSGC. Laboratory analytical reports for the August 2018 sampling event are included in Appendix F.

TCE concentrations in sub-slab soil gas have decreased significantly since initiation of the SSD system and completion of vadose zone SVE remedial action. This is captured in the embedded tables below, which posts TCE results from 2014 to 2018 for sub-slab locations within and outside the SSD system zone of influence and is illustrated in Figure 11.

Sub-Slab Soil Gas TCE Concentrations Within SSD System Zone of Influence

Vapor Probe	Pre-Remediation	Post-Remediation		Remediation Effectiveness (2014-2018 % Reduction)
	2014 (µg/m^3)	2016 (µg/m3)	2018 (µg/m3)	
VI-009	1,100	2,500	ND	100%
VI-018	180,000	3,000	30	99.98%
VI-022	2,800,000	35	44	>99.99%
VI-023	14,000,000	1,700,000	120	>99.99%
VI-024	6,400,000	36,000	130	>99.99%
VI-025	1,600,000	1,100	5,000	99.7%
VI-026	800,000	280	640	99.9%
VI-027	7,800,000	8,300	810	99.99%
VI-028	1,500,000	1,500	320	99.98%
VI-029	250,000	12,000	ND	100%
VI-032	110,000	150	86	99.9%
VI-033	170,000	270	120	99.9%
VI-046	73	150	ND	100%
VI-047	760	110	ND	100%

[3] Vapor probe VI-043 was damaged and replaced with a new probe installed in the immediate vicinity of the original probe

Sub-Slab Soil Gas TCE Concentrations Outside of SSD System Zone of Influence

Vapor Probe	Pre-Remediation	Post-Remediation		Remediation Effectiveness (2014-2018 % Reduction)
	2014 (µg/m^3)	2016 (µg/m3)	2018 (µg/m3)	
VI-004	5,300	2,600	ND	100%
VI-005	3,900	3,400	ND	100%
VI-011	2,100	NS	ND	100%
VI-014	130,000	90,000	120,000	8%
VI-021	3,900	4,500	2,600	33%
VI-031	770	NS	5,100	N/A
VI-037	160	NS	43	73%
VI-043	20,000	17,000	12,000	40%
VI-045	13,000	3,800	4,200	68%

3.2.3.3 Indoor Air Conditions

Indoor air results from 2014-2018 during operation of the SSD system are summarized in Table 6. In August 2018, 11 indoor air samples were collected at previously sampled locations from approximately 4 feet above the floor. TCE was detected in three samples below the EPA Non-Residential TIAC of 8.8 µg/m^3 with a maximum concentration of 1.6 µg/m^3 No VOC detections exceeded the TIACs.

TCE concentrations in indoor air have decreased significantly since the initiation of the SSD system, and completion of other on-site remedial activities. This improvement is captured in the table below, which posts indoor air TCE concentrations from 2014-2018, and is illustrated in Figure 12 (note that the Remediation Effectiveness is derived by comparison of the November 2014 to December 2016 results, as the HVAC operation was comparable as well as the air temperature).

Indoor and Ambient TCE Concentrations

Sample Location	Pre-Remediation		Post-Remediation		Remediation Effectiveness 2014-2018 % Reduction
	Aug 2014 (µg/m^3)	Nov 2014 (µg/m^3)	Dec 2016 (µg/m3)	Aug 2018 (µg/m3)	
IA-1*	24	2.9	0.65	1.3	N/A
IA-2*	0.71	NS	ND	ND	N/A
IA-3	74	NS	1.2	ND	N/A
IA-4	18	0.55	ND	ND	100%
IA-5	12	NS	ND	1.1	N/A
IA-6	52	45	2.3	1.6	95%
IA-7	92	NS	2.4	ND	N/A
IA-8	72	39	2.3	ND	94%
IA-9	140	NS	2	ND	N/A
IA-10	230	23	3.2	1.2	86%
IA-11	NS	7	1.6	ND	77%
IA-12	NS	32	2.4	ND	93%
IA-13	NS	0.55	NS	NS	N/A

* outdoor air sample

3.2.4 Groundwater Pump-and-Treat

The groundwater recovery (pump-and-treat, "P&T") system installed in response to the TCE release consisted of four recovery wells (RW-1 through RW-4, shown on Figure 13) piped to an air stripper. Recovered groundwater was discharged to the City of Milledgeville publicly owned treatment works.

The P&T system was in operation for nearly three decades before being discontinued in favor of *in*-situ bioremediation (discussed in Section 3.2.6). Operation of the P&T system ceased at the onset of the bioremediation pilot test in October 2016 and will be decommissioned at a future date. Accelerated Remediation Technologies (ART) System Groundwater Remediation

ART technology combines *in situ* air stripping, air sparging, and soil vapor extraction in a modified wellhead system. Within each well casing of the ART system, ambient air is sparged near the bottom of the well casing while groundwater is simultaneously pumped from the bottom of the casing to the wellhead, at which point it is dispersed with a spray head and allowed to cascade back to the water table. These actions together perform the function of a conventional air stripper as the dissolved phase VOCs are transferred to a gaseous phase and captured above ground in granular activated carbon canisters. The negative pressure imparted by the vacuum system and the pumping of groundwater from the bottom to the top of the well casing results in circulation of groundwater in the aquifer near the well promoting cycling of adjacent groundwater through the ART system to maximize the ART system radius of influence and TCE

removal. The performance of the ART system is assessed by monitoring groundwater VOC concentrations and geochemical parameters in downgradient monitoring wells.

The ART system was installed in 2015 for plume control along the down-gradient property line at the Property. Pilot testing of the ART technology was initiated in October 2015 with installation two 4-inch remediation wells (ART-1 and ART-2). These wells were replaced with three 6-inch remediation wells (ART-3 through ART-5) in November 2016 to improve the remediation effectiveness. The system was expanded in February 2016 with installation of three additional 6-inch remediation wells (ART-6 through ART-8). Together, ART-3 through ART-8 were positioned along a transect (*i.e.* treatment barrier) perpendicular to the TCE plume, intersecting the area of highest TCE concentrations at the western property boundary (Figure 14).

The system was successful in treating the TCE condition in groundwater at the property line. Groundwater VOC concentration decreased in the range of 84% to 99% (EPS, 2015) (illustrated below).

TCE Test Results for ART Performance Monitoring Wells

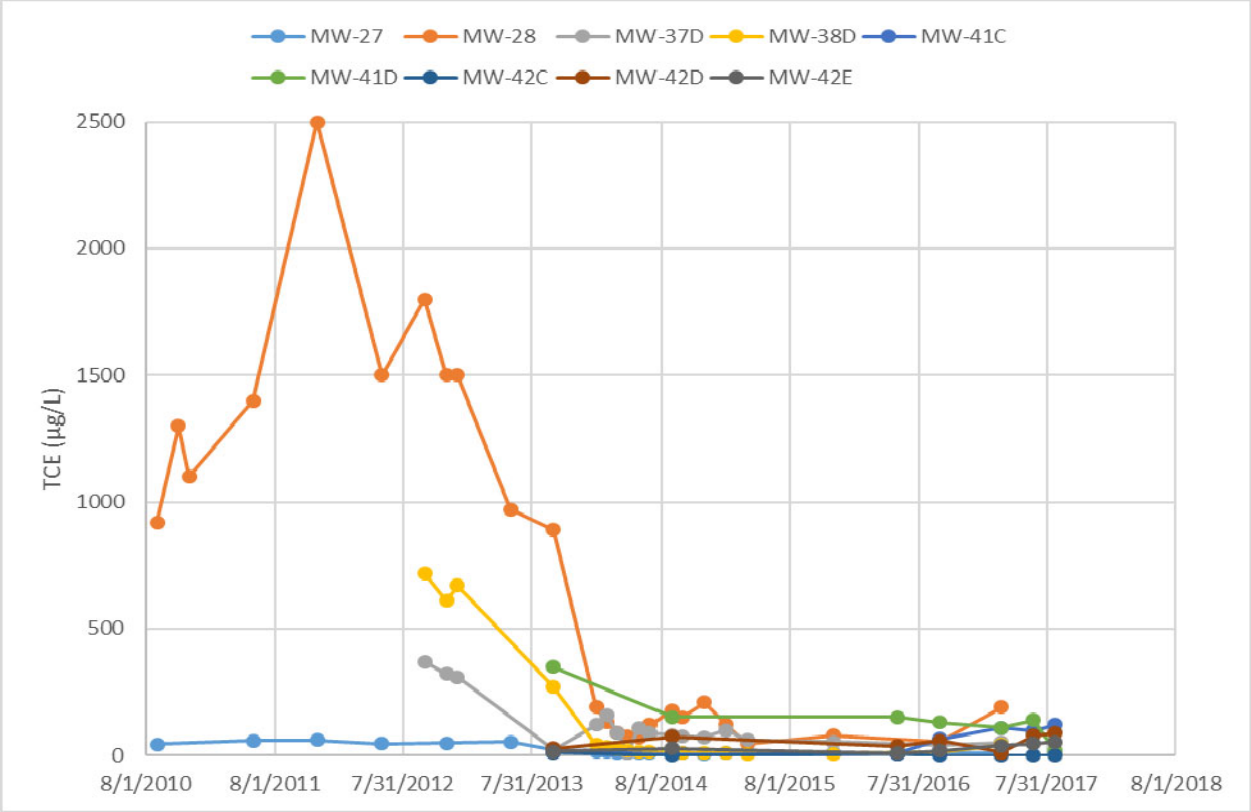

Operation of the ART system is not required to achieve groundwater compliance as illustrated by the following:

- As discussed previously, the Property is not listed on the Hazardous Site Inventory, and a release exceeding a reportable quantity for groundwater does not currently exist at the

Property; therefore, neither corrective action nor certification of compliance for groundwater is required.

- The VOC plume that has migrated off of the Property has not produced a vapor intrusion risk (Section 7.4).
- Furthermore, the groundwater modeling presented in Section 7.2.4 indicates that the POEs will not be impacted by the groundwater plume.

ART system operations were terminated in June 2018.

3.2.5 In-Situ Bioremediation for Groundwater

3.2.5.1 Background

Following an *In-Situ* Microcosm Study conducted in 2015 and a bioremediation pilot study initiated in October 2016, bioremediation was selected as the remediation strategy for addressing site groundwater. The focus of bioremediation has been to reduce the potential for residual DNAPL and further improve site groundwater and vapor conditions. As shown on Figure 15, the bioremediation treatment included: (i) the "Release Area Zone" (*i.e.,* the core of the TCE-impacted groundwater beneath the TCE release area), and (ii) the "Plume Zone" (*i.e.,* downgradient of the Release Area Zone where TCE generally exceeded 10 mg/L). The bioremediation treatment involves a combination of biostimulation and bioaugmentation to create suitable conditions for reductive dechlorination of TCE and TCE daughter products resulting in benign nontoxic end products. Biostimulation is provided by the application of emulsified vegetable oil (EVO), sold under the trade name SDS-SD® (Terra Systems, Inc.), and bioaugmentation is provided by the application of *Dehalococcoides* culture (TSI DC).

3.2.5.2 Injection Well Installation

In October 2016, as part of a bioremediation pilot test, 22 injection wells were installed in five nested well group locations (IW-1 through IW-3 in the Plume Zone and IW-4 and IW-5 in the Release Area Zone). At each location, between three and five 1-inch injection wells were constructed with well screens set at varying depths in the saprolite, PWR, and bedrock, ranging from 20 to 118 ft-bgs.

In October and November 2017, injection wells IW-6 through IW-63 were installed. Based on the pilot study, which suggested low porosity and low injection rate in the bedrock, in general, the wells were set on top of bedrock and screened in Saprolite and PWR. In the Release Area Zone, the tops of the screened intervals were set near the water table. In the Plume Zone, the tops of the screen intervals were set at around 50 ft-bgs since the shallow groundwater in this zone has low to non-detect concentrations of TCE. Within the transition between the Release Area and the Plume Zones, the tops-of-screen were gradationally set at depths between the water

table and 50 ft-bgs. These injection wells were each constructed as single 2-inch PVC wells[4]. Most of the injection wells, with the exception of wells having 40 feet or less of screened interval, were constructed with two screened intervals separated by a 10-ft section of solid well casing. The purpose of the separated screened sections is to create separate vertical injection zones using well packers to better control the spread of the injection media and to minimize preferential pathways.

Injection well (IW-1 through IW-63) construction details are summarized in Table 1, and injection well locations are depicted on Figure 15. Injection well boring logs were included in the previous progress report (EPS, 2018B).

3.2.5.3 Bioremediation Injections

Full-scale bioremediation injection was performed between January and July 2018. The injection volume for each screen section was pre-determined using a model developed by Terra Systems, Inc.. The EVO was first diluted to the optimum concentration using municipal water, which was routed through two 2,000-lb carbon vessels to remove the chlorine. The water was then mixed with sodium ascorbate and sodium bicarbonate and held in a series of 1,500 to 2,500-gallon mix tanks for one to four hours to deoxygenate before mixing with the EVO. The 10% (by volume) EVO solution was then transported to pumping manifolds located at the injection wells either by tote-transport or by direct piping. Once approximately 100 gallons of the EVO solution had been injected into a well, a pre-determined volume of bioaugmentation culture was injected using pressurized nitrogen in order to avoid contact with oxygen. The bioaugmenation culture injection was followed by the injection of the remaining pre-determined volume of EVO. Once the full volume of EVO had been injected, deoxygenated flush water, in an amount equal to approximately half of the EVO injection volume, was injected into the wells to facilitate distribution of the injected media into the aquifer.

A total of approximately 435,625 gallons of 6% EVO and 356 liters of TSI DC have been injected into 63 injection wells. An additional 190,000 gallons of flush water was then injected to further disperse the bioremediation media.

3.2.5.4 Bioremediation Performance Monitoring

Three performance monitoring events have been conducted since the completion of the bioremediation substrate and bacterial culture injections in July 2018. The monitoring program comprises of three metrics: dissolved VOC concentrations, geochemical indicator parameters, and microbial activity markers. Dissolved VOC concentrations are tested via EPA Method 8260. Geochemical parameters, including dissolved oxygen (DO), oxidation-reduction potential (ORP), and pH, are measured during well purging, and groundwater samples are also laboratory

[4] The installation of single 2-inch injection wells was more cost effective than installing multiple nested 1-inch wells at each injection location. The use of segregated screen sections and packers in most of the 2-inch wells allowed for targeted injection depths.

analyzed for total organic carbon (TOC). Microbial markers, including the concentrations of microbial genes coded for TCE, cis-DCE, and VC reduction are determined with CENSUS analysis by Microbial Insights, Inc.. Results of these events are discussed below and summarized in Table 7. Laboratory analytical reports are included in Appendix F.

Bioremediation activity is evaluated by comparing the performance monitoring data to data collected during the baseline event and historical VOC sampling events. The table below (modified from Appendix B of the ITRC Technical Guidance for *in situ* Bioremediation[5]) summarizes the usage of the analytical data, the performance expectations or benchmarks, and the general results of monitoring to date.

Monitoring Parameter	Data Usage	Performance Parameters	Post Injection Groundwater Condition
Chlorinated Ethenes	Concentration and time trend data by which the success of the VOC mass reduction and remediation system will ultimately be measured.	Parent chlorinated ethenes and degradation products are expected to decline within the treatment zone following establishment of appropriate bioremediation conditions (*i.e.,* geochemical and microbial benchmarks)	Substantial degradation of TCE is currently observed in wells where geochemical and microbial benchmarks have been attained.
Ethene/Ethane	Ethene and ethane are the non-toxic end products of reductive dechlorination of TCE. Observation of ethene and ethane relative to baseline indicate successful anaerobic degradation of chlorinated ethenes.	Ethene and/or ethane are expected to occur following establishment of appropriate bioremediation conditions (*i.e.*, geochemical and microbial benchmarks) and indicate complete degradation of parent VOCs.	Ethene is observed in monitoring wells where geochemical and microbial benchmarks have been attained indicating complete degradation of TCE and VOC mass reduction is occurring.
Methane	Elevated levels of methane indicate fermentation is occurring in an anaerobic environment and geochemical conditions are suitable for anaerobic degradation of chlorinated ethenes.	Methane levels >1.0 mg/L are desirable but not required for reductive dechlorination to occur.	Elevated methane is observed in wells where geochemical and microbial benchmarks have been attained, therefore indicating bioremediation substrate addition has altered the aquifer geochemistry as desired.
Total Organic Carbon	Elevated levels of TOC relative to baseline are an indicator of substrate distribution following injection. TOC concentrations >20 mg/L are desired in the treatment zone.	TOC concentrations are expected to increase rapidly near each injection well and more slowly at distant locations. TOC substrate distribution will continue to expand over the project's lifetime (~3 years).	Target TOC levels have been attained in many monitoring wells; distribution of TOC substrate will continue to expand as the bioremediation system matures and the TOC substrate migrates with ambient groundwater flow.
DO	DO should be depleted in an anaerobic bioremediation	DO concentrations are expected to decline as	DO concentrations generally ranged from 0.0-

[5] *In-Situ* Bioremediation of Chlorinated Ethene: DNAPL Source Zones. ITRC (June 2008).

Monitoring Parameter	Data Usage	Performance Parameters	Post Injection Groundwater Condition
	system. DO <0.5 mg/L generally indicates suitable conditions have been achieved and anaerobic dechlorination is feasible.	bioremediation activity progresses and microbial stimulation consumes available DO to support metabolism of the TOC substrate.	0.5 mg/L, decreasing from a baseline of 1-5 mg/L.
ORP	ORP indicates whether anaerobic conditions are present. Reducing conditions are required for anaerobic dechlorination of parent chlorinated ethenes (vinyl chloride can degrade under both reducing and oxidizing conditions)	A decline in ORP is expected as bioremediation activity progresses, and microbial stimulation consumes available DO to support metabolism of the TOC substrate.	ORP has shown a significant decrease from predominately oxidizing to reducing conditions within the aquifer areas where the TOC substrate has increased.
pH	Biological processes are pH sensitive, and the ideal range of pH for dechlorinating bacteria is 6–9. Outside this range, biological activity is less likely to occur.	pH levels within a range of 6.5–8.5 are desirable. pH <6 indicates degradation of cis-DCE and vinyl chloride may be inhibited.	pH levels have generally been measured within 6-8.5. A few locations report less than 6.0, thus some zones may benefit from pH adjustment or additional time for the pH-buffered substrate to take hold.
Microbial Gene Expression/Count	Specific microbial genes are necessary for complete degradation of TCE to a non-toxic end-product. If specific genes are not present, complete microbial reduction of TCE is unlikely.	Microbial gene counts of $>10^4$ cell/bead are considered necessary for successful bioremediation.	Target gene counts are observed in several monitoring wells. Locations below benchmarks may require additional time to colonize zones that are distant from injection points.

The collective results from the performance monitoring events indicate bioremediation is occurring within aquifer zones where the performance metrics have attained or are trending to benchmarks (*e.g.,* geochemical, TOC and microbial benchmarks). The first line of evidence supporting this conclusion is the intrawell VOC profiles reported for several monitoring wells (*e.g.*, PZ-7, MW-48A & B, and MW-49A & B), which have shifted from a profile with TCE as the prevailing VOC to one where cis-DCE, vinyl chloride and ethene are currently the prevailing constituents. As noted, cis-DCE and vinyl chloride were infrequently detected in site groundwater prior to the start of the bioremediation system. Furthermore, a few monitoring wells currently report complete removal of TCE (*e.g.*, MW-1 and PZ-7) with many additional locations exhibiting an order-of-magnitude or more reduction in TCE in the short period following completion of the bioremediation injections. In monitoring wells where TCE degradation is not currently occurring (*e.g.*, MW-5), the supporting geochemical and microbial data provides a logical explanation for the current outcome and does not detract from the performance of the overall bioremediation approach. Furthermore, the reach of the bioremediation system is reasonably expected to expand over the next year or two as the TOC substrate and culture continues to migrate to adjoining aquifer areas in the treatment zones. For example, it required approximately 3 to 4 months following the full-scale injection activity for the TOC substrate to

reach MW-1, after which vinyl chloride and ethene were first observed. Similar VOC degradation patterns are expected to occur in additional monitoring wells as the bioremediation system matures, thus further enhancing the already observed reduction in overall VOC mass.

4 CONSTITUENTS OF CONCERN AND RISK COMPARISON VALUES

4.1 Screening Criteria

4.1.1 Soil and Groundwater Risk Reduction Standards

4.1.1.1 RRS Derivation

RRSs were developed for regulated constituents detected in the soil and groundwater[6] using an incremental cancer risk of 10^{-5} and a hazard quotient of 1. Types 1 and 2 RRSs are designed to be protective of residential use, and Types 3 and 4 are designed to be protective of non-residential use. Additionally, Types 1 and 3 are default values and Types 2 and 4 may be based on site-specific conditions. The RRS calculations were presented in the May 2018 VRP Progress Report #9 and are included as Appendix G to this report. Summaries of the RRSs for soil and groundwater are shown on Tables 8A and 8B, which include all VOCs detected in soil and groundwater, respectively.

4.1.1.2 Site-Specific Soil RRS for Constituents of Concern

Constituents of concern (COCs) are those constituents that exceed an RRS. Several VOCs were detected in soil and groundwater. However, the only constituent with a soil concentration above its default Type 1 or Type 3 RRS is TCE. This is consistent with multiple soil and groundwater assessments indicating that the source of the soil and groundwater impact is the 1988 reclaimed TCE release. Thus, Site-specific RRSs were developed for TCE, the only soil COC.

According to Section 1-8-108(5) of the VRP Act[7], clean-up standards for soil may be based on direct exposure factors. Accordingly, site-specific soil clean-up standards (Type 2 and Type 4 RRSs) have been developed for direct exposure for residents, site workers and construction workers. The RRSs for direct exposure for residents to surficial soils (0-2 ft-bgs), site workers to surficial soils (0-2 ft-bgs) and construction worker exposure for soil 0-10 ft-bgs were calculated by adjusting the standard RRS calculations. The adjustments included changing the exposure parameters to match the two worker scenarios and by excluding the protection of groundwater aspects of the full RRS calculation matrix. Residential direct exposure RRSs (Type 2) for surficial soils was determined for completeness but is not discussed since, in accordance with the

[6] Type 1-4 RRS were developed in the May 2015 VRP Progress Report #5 and were revised in the May 2018 VRP Progress Report #9 based on EPD's Comment #13 in EPD's January 26, 2018 letter (see EPS's May 30, 2018 cover letter to the May 2018 VRP Progress Report #9).
[7] O.C.G.A. Title 12, Chapter 8, Article 3, Part 3

proposed Environmental Covenant, there will be a restriction prohibiting future residential use of the Property.

4.1.2 In-Stream Water Quality Standards

In addition to the RRSs, Georgia In-Stream Water Quality Standards[8] (ISWQs) are used for groundwater modeling purposes since a surface water point of exposure has been established for the Property.

4.1.3 Vapor Intrusion Screening Levels

Soil gas and indoor air concentrations are compared to EPA Vapor Intrusion Screening Levels[9] (VISLs). VISLs were derived using an incremental cancer risk of 10^{-5} and a hazard quotient of 1. Non-Residential VISLs are used for samples collected on the Property, and Residential VISLs are used for samples collected on other properties.

4.2 Delineation Criteria

In accordance with EPD's VRP Frequently Asked Questions (EPD, 2015), delineation standards are as follows:

- The delineation standard for soil is the Residential RRS (higher of Type 1 or Type 2 RRS). Residential RRSs for detected constituents in soil are listed in Table 8A.
- The delineation standard for groundwater is the Type 1 RRS. Type 1 RRSs for detected constituents in groundwater are listed in Table 8B.

4.3 Clean-up Standards

The Site-specific clean-up standards for the soil COC (TCE) are based on the direct-contact portions of the Type 4 RRS derivation. The Site-specific Type 4 RRSs are shown at the bottom of Table 8A. A soil leaching clean-up standard has not been calculated since soil concentrations are not anticipated to impact groundwater above the existing groundwater concentrations.

Cleanup standards for groundwater do not apply at the Property. The Property did not historically and will not currently exceed a reportable quantity for groundwater since no drinking water sources exist within a ½-mile radius of the site or within a 3-mile zone downgradient of the Property (EPS, 2018A). In accordance with the VRP Act:

> *"The participant shall not be required to perform corrective action or to certify compliance for groundwater if the voluntary remediation property was listed on the inventory as a result of a release to soil exceeding a reportable quantity for soil but was not listed on the inventory*

[8] State of Georgia Rule 391-3-6-.03 Water Use Classification and Water Quality Standards
[9] https://epa-visl.ornl.gov/cgi-bin/visl_search

as a result of a release to groundwater exceeding a reportable quantity, and if the participant further demonstrates to the director at the time of enrollment that a release exceeding a reportable quantity for groundwater does not exist at the voluntary remediation property…."

5 CONCEPTUAL SITE MODEL

5.1 Interpretation of the Site Geology

A thorough review of all boring logs for the Rheem site was previously conducted in the course of the CSM development, including logs from the early site assessment work in the late 1980s (work performed by Law Environmental). Drilling methods in the 1980s followed geotechnical engineering practices, where soil boring involved hollow-stem auger drilling with split-spoon soil sampling and Standard Penetration Testing (or Blow Counts) on 5-ft vertical centers, and double-barrel coring was the common method when drilling deeper into rock. The conventions developed by Sowers (1963) and others for describing the properties of Piedmont geology were based upon these drilling and testing techniques, whereas the modern drilling methods such as direct-push and rotosonic drilling (employed at the Rheem site for the more contemporary site assessments) do not provide the same level of information to accurately log the boring with respect to depth to PWR and depth to rock.

The original Sowers (1963) classification schemes comprised of four zones based upon relict structure and geotechnical properties, as follows:

- Soil no relict structure; “Blow Count (N)” = 5-50
- Saprolite exhibits relict parent rock structure; N = 5-50
- PWR alternating hard & soft seams; N > 50
- Rock (or bedrock) RQD (a core quality property) > 75%

Wilson and Martin (1996) provide a chart of various classification schemes as shown below:

Table 1. Classification systems of weathering profiles (from Wilson and Martin, 1996).

<table>
<tr><th>Sowers (1963)</th><th colspan="2">Deere & Patton (1971)</th><th>Law/MARTA (Richardson & White, 1980)</th><th>Schnabel Engineering Associates (from Martin, 1977)</th></tr>
<tr><td>Soil
N=5-50</td><td rowspan="3">I
Residual Soil</td><td>IA
A Horizon</td><td rowspan="2">Upper Horizon
No Residual Structure</td><td rowspan="3">Residual Soil
N < 60</td></tr>
<tr><td>Saprolite
N=5-50</td><td>IB
B Horizon</td></tr>
<tr><td rowspan="2">Partially Weathered Rock - Alternate Hard & Soft Seams
N>50</td><td>IC
C Horizon</td><td>Saprolite</td></tr>
<tr><td rowspan="3">II
Weathered Rock</td><td>IIA
Transition From Residual Soil to Partially Weathered Rock</td><td rowspan="2">Partially Weathered Rock
N>100
Core Recovery<50%</td><td rowspan="2">Disintegrated or partially weathered rock
N≥60</td></tr>
<tr><td rowspan="2">IIB
Partly Weathered Rock</td></tr>
<tr><td rowspan="2">Rock
RQD>75%</td><td>Rock Core Recovery>50%
RQD<50%</td><td rowspan="2">Rock
N≥100/2”
Core For Confirmation</td></tr>
<tr><td colspan="2">III
Unweathered Rock
RQD>75%</td><td>Sound Rock
RQD>50%
Core Recovery>85%</td></tr>
<tr><td colspan="4">RQD = Rock Quality Designation
N=Standard Penetration Test N-Value (blows/foot)</td></tr>
</table>

The primary factors in the geologic interpretation from the boring logs includes: (1) the Blow Count (or “N” value), the Core Recovery (% REC) and Rock Quality Designation (% RQD). Saprolite extends at the Rheem site to depths ranging from as shallow as about 10ft-bgs to as deep as about 60 ft-bgs. Previous interpretations of these logs mistook auger refusal and/or the beginning of rock coring as indicative of the PWR/rock interface. This is not consistent with conventional classification schemes such as Sowers (1963), where the % RQD (and by other schemes also the % REC) is considered in discerning between PWR and rock. The implication of the refined interpretation is important in that it recognizes that the PWR exhibits the highest permeability relative to the overlying saprolite and underlying bedrock.

Interpretations for borings drilled by rotosonic methods are less precise owing to several factors:

- N values and RQD/REC values are not derived;
- the vibratory nature of the drilling method can disturb the physical character of the core, pulverizing rock and giving the appearance of PWR; and
- the quality of the core (i.e., degree of physical disturbance) varies according to the skill of the drill rig operator.

Thus, there is greater variability in the logged depth of the saprolite/PWR and PWR/bedrock interfaces with the rotosonic borings as reflected on Table 1.

Hydrogeologic cross sections reflect the refined geologic interpretations. Figure 16A shows the locations of the cross sections, and the hydrogeologic cross sections are provided on Figure 16B (along the direction of groundwater flow) and Figure 16C (along the western property line).

5.2 Groundwater Flow Direction

A comprehensive groundwater elevation measurement was performed in May 2018 (Table 9). Figure 17 provides the potentiometric surface map based on this set of measurements, depicting a southwest-to-southerly groundwater flow direction consistent with past depictions. This pattern is typical of groundwater flow within the unconfined aquifer of the Piedmont Physiographic Province, where groundwater flow mimics ground surface topography.

5.3 TCE Distribution with Respect to the CSM

5.3.1 TCE Release

The CSM, as provided in the VRP application and schematically illustrated below, exhibits the characteristic behavior of a DNAPL release, with primarily vertical migration downward from the release point until the DNAPL encounters a low permeability zone (*e.g.,* bedrock), at which point DNAPL may saturate, or pool, in the pore space if a sufficient volume was released. The downward vertical migration of DNAPL leaves in its path residual product globules that are no longer capable of migrating as a product phase but acts as a continuing source of DNAPL constituents to groundwater. In the case of a significant release, the residual phase will occur at the soil saturation concentration ("Csat"). Potentially the largest volume of DNAPL, as provided in the CSM, occurs at the interface of PWR and bedrock, resulting in an elevated groundwater condition at depth that exceeds the groundwater concentrations in the surficial aquifer, a condition observed at the Property. These conditions are illustrated below and further described in the bullets following.

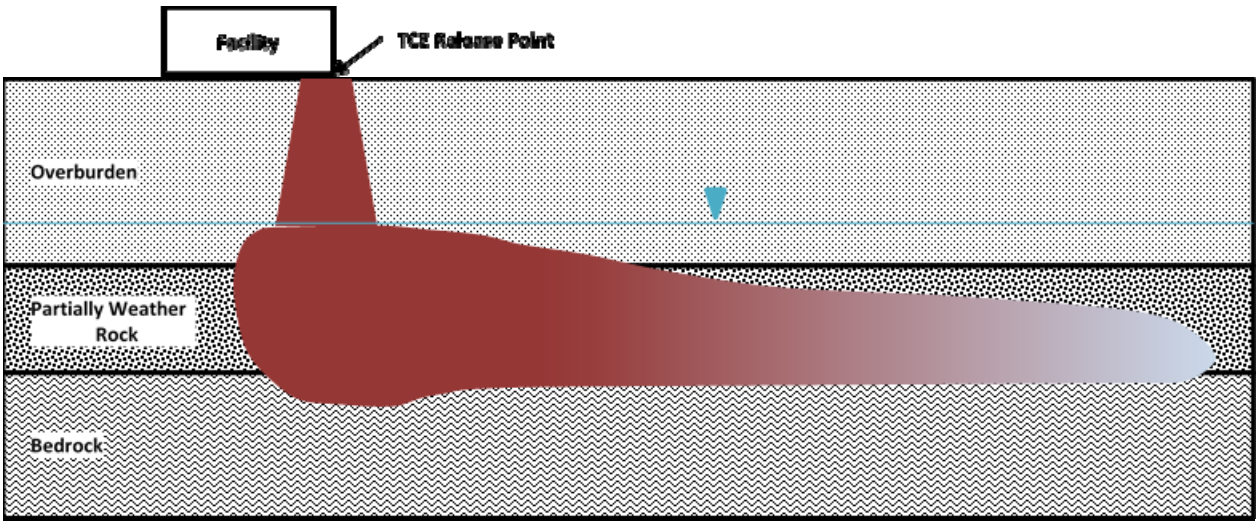

- The pattern of TCE distribution in the vadose zone soil and underlying aquifer (groundwater) is consistent with the geologic setting described above and the reported distribution of TCE. TCE is present across the vertical profile of vadose zone soil beneath the area of the product release, indicating DNAPL transport through the soil into the underlying aquifer matrix. As illustrated in Figure 18, which shows the maximum TCE concentrations detected in the Property monitoring wells over time, lateral spread of the DNAPL (elevated TCE concentrations) is limited to a relatively small area of the Property.
- TCE is present in groundwater in all three hydrogeologic settings (saprolite, PWR, and bedrock) beneath the area of the TCE release, at levels characteristic of a DNAPL source being present.
- Free-phase DNAPL has never been observed in the site monitoring wells, even in the release area. This indicates the DNAPL is in the residual saturation state, *i.e.*, present as globules entrained in the aquifer matrix. There is no mobile DNAPL present at the site.
- The dissolved-phase TCE plume emanating from the source area is mature (release occurred 30 years ago) and likely has been at steady state for a number of years (Kueper *et al*., 2003). The bioremediation injection serves to reduce the VOC mass present in the release area, facilitating a reduction in the plume extent over time as a new steady-state condition is achieved. These points are expressed below.

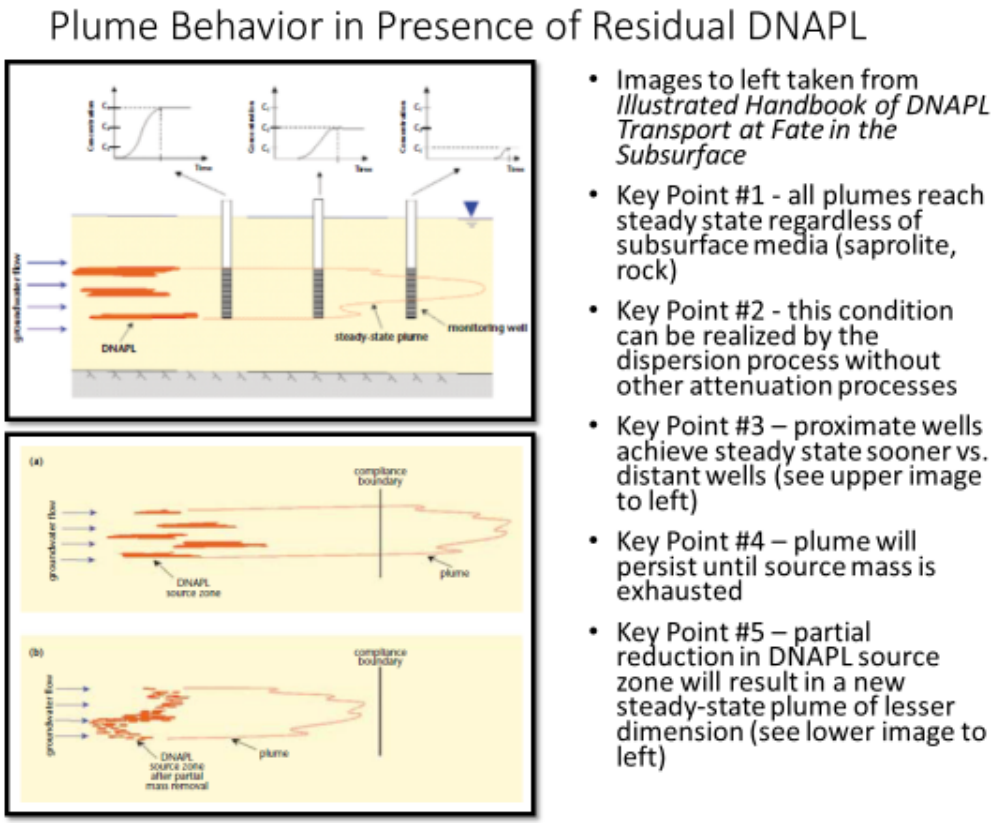

- Depth-profile sampling of TCE in groundwater, conducted at numerous boring locations across the site shows that the shallow groundwater (saprolite zone) away from the source area exhibits a lower concentration relative to deeper groundwater (PWR zone). Furthermore, bedrock fracturing at the site is not interconnected on a site-wide scale and is not conducive to horizontal migration. Rather, impact to the bedrock fractures, which exhibit low transmissivity, appears to be limited to localized vertical migration of the PWR groundwater plume. This is illustrated in Hydrogeologic Profile A-A' (Figure 16B, with the profile location shown on Figure 16A), showing concentrations in bedrock near the release area (MW-3A and MW-5) historically exceeding 100,000 µg/L with nearby downgradient bedrock concentrations of less than 100 µg/L. This is consistent with the CSM in that the PWR is the primary flux zone owing to its higher relative permeability.

5.4 Potential Receptors and Exposure Pathways

5.4.1 Property and Surrounding Area

The Property includes a single-story former manufacturing facility building (approximately 12 acres under roof) and a parking lot located to the northwest of the building. The former manufacturing facility is currently vacant but may in the future be used for nonresidential purposes by a subsequent owner. There is a security fence surrounding the Property and periodic inspection/maintenance and landscaping is performed by contractors who maintain the Property and the grounds on an as needed basis.

The adjoining properties are used for commercial purposes or are currently vacant. The majority of the area near the Property is zoned for commercial land use with pockets of single family homes to the north and west of Roberson Mill Road, to the east of North Columbia Street, and along Garrett Way to the southeast of the Property. The nearest residential areas include a single-family housing neighborhood located approximately 300 feet north of the Property and a townhome neighborhood approximately 500 feet northwest of the Property.

5.4.2 Well Survey

The results of a water well survey conducted between January and March 2018, were presented to EPD in a letter dated March 30, 2018. No drinking water sources were identified within a ½-mile radius of the Property or within a 3-mile zone downgradient of the Property. Therefore, the downgradient groundwater pathway was excluded from consideration pursuant to the VRP. In any event, a restriction on the future use of groundwater at the Property is included in the proposed Environmental Covenant.

5.4.3 Potential Human Receptors

5.4.3.1 Overview and Migration Pathways

The historical release of TCE has impacted soils at the Property, and groundwater both at the Property and downgradient from the Property. Direct contact to soils at the Property is a potential exposure pathway. Ingestion of groundwater is not a complete exposure pathway as groundwater wells are not present, and certification of the groundwater pathway is not required for this site. VOCs in soil and groundwater may migrate to the surface providing a potential vapor intrusion pathway. A discussion of receptors that may have exposure via the soil or vapor intrusion exposure pathways are discussed in this section.

5.4.3.2 Potential Site Receptors

The primary potential site receptors include future site workers and construction/utility workers. A non-residential use restriction will be included in the proposed Environmental Covenant, so hypothetical residential receptors are not included in this evaluation. The Property does not currently have any full-time workers, but inspection/maintenance contractors and groundskeepers visit the Property periodically. Full-time workers are also anticipated to be present at the Property in the future, based on potential future nonresidential use. The risk evaluation includes evaluation of the site worker and construction worker receptors, which would be protective of other categories of non-residential receptors.

Site workers may potentially be exposed to surface soil, which is herein defined as 0 to 2 feet below ground surface (ft-bgs), and vapor intrusion. For the purposes of the risk evaluation it is assumed that construction workers could potentially be exposed to soil from 0 to 10 ft-bgs. Although much of the Property is covered with pavement, concrete or buildings, the soil data collected under these surfaces were included in the risk evaluation in the event that the surfaces are not maintained in the future.

5.4.3.3 Potential Downgradient Receptors

There are some businesses, including a daycare center, to the southwest of the Property in the general direction of groundwater flow (TCE plume). The site workers in this area may potentially be exposed via vapor intrusion. As the daycare is considered a residential use and it is possible that other downgradient properties could be used for residential purposes, a residential exposure to vapor intrusion was also evaluated, which would be protective of children attending the daycare.

There are some single family and multi-family residences within a half-mile of the western boundary of the Property. The groundwater plume has not migrated onto these residential properties nor any other nearby residential properties; thus, there is no potential for vapor exposure in this area.

5.4.4 Potential Surface Water Receptors

An unnamed pond, located downgradient of MW-47 and approximately 500 feet downgradient from the toe of the TCE plume, was evaluated as a potential surface water receptor. A surface water sample was collected on September 25, 2012 and analyzed for VOCs. No regulated constituents were detected above method detection limits. Two intermittent streams converge at the northern tip of the pond, an area of observed perennial water. The groundwater TCE plume in this vicinity is overlain by greater than 40 feet of clean groundwater and is therefore not expected to discharge to the surface water. However, for purposes of this CSM, the surface water will be considered potential pathway.

5.4.5 Points of Demonstration and Exposure

Under the VRP, the point of demonstration (POD) is a monitoring well located between the source of the site groundwater impacts and the actual or estimated downgradient POE, which is defined as the nearest of the following: the closest existing downgradient drinking water well, the likely nearest future downgradient drinking water well, or at a hypothetical point of exposure 1,000 feet downgradient of the plume edge. As discussed in Section 6.2.2, no drinking water wells exist within three miles downgradient of the Property. The POD has been established as monitoring well MW-34, and the groundwater POE has been established as MW-36. The northern tip of the pond is the surface water POE. These are shown on Figure 19.

6 RISK ANALYSIS

6.1 Overview of the Risk Analysis Process

The risk analysis presented in this section of the report builds upon the identification of potential receptors and exposure pathways presented in Section 5.3, by examining the applicable risk-based criteria for two primary modes of exposure: soil and vapor intrusion. In the context of the VRP, soil data are evaluated with respect to RRSs; whereas for vapor intrusion, the data are evaluated with respect to VISLs.

6.2 Soil Risk Analysis

6.2.1 Dataset Used

The soil dataset excludes older data within the SVE system zone of influence, which is no longer representative of soil concentrations in this area. Post-SVE soil sampling data (April 2018 samples in Table 3) were used to represent current soil conditions within the SVE zone of influence.

6.2.2 Soil Screening

Constituents detected in soil are listed in Table 8A along with their associated RRSs. Table 10 shows, for surface soils (0-2 ft bgs) and subsurface soils (> 2 ft bgs), the maximum constituent concentrations compared to the RRSs and includes the number of samples exceeding the Type 3 RRSs. As indicated on Table 10, TCE is the only constituent in both surface and subsurface soil that exceeds the Type 3 Non-Residential RRS (0.5 mg/kg). As the Property is zoned commercial/industrial and a non-residential use restriction will be included in the Environmental Covenant, a soil comparison to Residential RRSs is not required. However, it is of note that in surface soil, TCE is the only constituent that exceeds the Residential RRSs.

6.2.3 Evaluation against Site-Specific RRSs

As mentioned previously, site-specific Type 4 RRSs were developed for TCE based on direct-contact of site workers and construction workers with the soil. In accordance with the VRP Act, compliance may be determined "on the basis of representative concentrations of constituents of concern in soils across each applicable soil exposure domain, and the representative concentrations for groundwater at a point of exposure." It is conventional in risk assessments to use the 95% Upper Confidence Limit on the mean ("95% UCL") as the representative concentration for an exposure domain. EPA's statistical package ProUCL (version 5.1) was used

to perform the UCL calculations. ProUCL inputs and outputs are presented in Appendix G, along with the RRS derivation. As described below, the soil is in compliance with Type 4 Site-Specific RRSs (Site Worker and Construction Worker).

For the Site Worker receptor, the entire Property was considered one exposure domain. A 95% UCL was calculated for TCE concentrations using all of the data collected within the 0-2 ft-bgs zone across the entire Property. As shown in Table 11, the 95% UCL for the Site Worker exposure domain is 0.96 mg/kg, which is well below the site worker RRS of 21 mg/kg.

For the Construction Worker receptor, the entire Property is not a likely exposure domain. Therefore, four various sized exposure domains (Scenarios 1-4 on Figure 20 and Table 11) were conservatively generated to evaluate the potential exposure within the 0-10 ft-bgs depth zone. Each of the four domains includes the only two samples within this depth zone (SB-30 [10 ft-bgs] and SB-34 [10 ft-bgs]) that individually exceed the Construction Worker Type 4 (38 mg/kg). A 95% UCL was calculated for TCE concentrations for the four domains. Table 11 shows the size of the four domains, the number of samples within each of the domains, and the 95% UCL for each of the domains. The 95% UCL for each of the scenarios is below the Construction Worker Type 4. Scenario 4 is a hypothetical utility trench, is the most conservative scenario, and assumes a construction worker is working in a trench that runs through the zone of highest concentrations. For this scenario, the 95% UCL is 34.75 mg/kg compared to the Construction Worker Type 4 RRS of 38 mg/kg.

6.2.4 Protection of Groundwater

For purposes of the VRP, soil compliance requires, in part, that constituents leaching from soils do not impact a groundwater POE above the cleanup standard. The Seasonal Soil Compartment Model (SESOIL) was used to evaluate the magnitude (concentrations) of TCE leaching from the vadose zone (see Appendix H). SESOIL simulates fate and transport of a single chemical in the vertical dimension based on mass balance and equilibrium partitioning of the chemical and uses site-specific soil, chemical, and meteorological data. In the simulation, the current soil TCE condition (post-SVE) was expressed as a 4-layer profile covering the entire soil column from the ground surface to the water table (0-2, 2-5, 5-10, and 10-15 ft-bgs) with a representative concentration for each interval calculated as the 95% UCL. Soil characteristics of fine to medium clay, physical-chemical properties of TCE, and climate data for Milledgeville, Georgia were derived from various databases included with the SESOIL software.

The SESOIL output indicates a maximum leaching concentration of 2.7 mg/L with adsorption onto soil as the primary process governing the fate and transport of TCE. The current soil concentrations are not anticipated to impact groundwater above the existing groundwater concentrations (150 mg/L in MW-5).

As discussed in Section 5.3.1, the dissolved-phase TCE plume emanating from the source area is mature and likely has been at steady state for a number of years (Kueper *et al*., 2003). Groundwater modeling was attempted using a Biochlor model; however, due to the lack of long-

term, consistent groundwater data, the Biochlor model was not considered applicable to this site. Chart models were, therefore, generated using 2014 through 2018 groundwater TCE concentration data[10] to illustrate that current groundwater concentrations are protective of the groundwater and surface water POEs. The models, which are included in Appendix I, use data collected between the downgradient boundary of the Property, represented by MW-28, and the POEs and indicate that the groundwater plume has not migrated to the POEs, and will not migrate to the POEs in the future at concentrations exceeding applicable standards. In fact, TCE has not been detected in monitoring well MW-47, which is located between the POD and the POEs. Therefore, there is no indication that the mature groundwater plume will impact the POEs.

Since the current soil concentrations are not anticipated to impact groundwater above the existing groundwater concentrations and existing groundwater concentrations in the mature plume are not expected to impact the POEs, existing soil concentrations comply with the groundwater protection criteria.

6.3 Groundwater Risk Analysis

The Property is not listed on the Hazardous Site Inventory, and a release exceeding a reportable quantity for groundwater does not currently exist at the Property, Rheem is not required to perform corrective action or certify compliance for groundwater under the VRP. Regardless, the Environmental Covenant has been drafted to restrict groundwater use at the Property.

6.4 Vapor Intrusion Evaluation

Vapor intrusion was evaluated both at the Property and downgradient from the Property using groundwater and soil gas data. The assessment is included in Appendix J. The assessment relied on the EPA's VISL online calculator.

Based on the August 2018 sub-slab soil gas sampling (see Table 5 and Figure 11), Property soil gas concentrations have decreased significantly within the SSD system zone of influence. Furthermore, since the initiation of the SSD system in November 2016, indoor air concentrations (see Table 6 and Figure 12) have not exceeded the Commercial TIACs. The SSD system is substantially reducing the VOCs collecting in soil gas below the floor slab and thus, mitigating any potential issues related to indoor air at the Property.

A separate vapor intrusion analysis was conducted downgradient from the Property. It was determined that no unacceptable risk of vapor intrusion exists for structures located downgradient from the Property. TCE was reported at a trace level in one soil gas sample located east of Roberson Mill Road, OFFSG-3, at 12 µg/m^3 and was non-detect in the other 11 samples collected. It is of note that the constituents with elevated soil gas concentrations are mostly

[10] Consistent groundwater monitoring of the downgradient monitoring well set was not conducted prior to 2014.

chlorinated ethenes at the Property and mostly petroleum hydrocarbons downgradient from the Property (see Tables 12). The petroleum hydrocarbons detected in soil gas downgradient from the Property appear to originate from documented petroleum hydrocarbon releases at nearby gas station leaking underground storage tank (LUST) sites, each with several feet of gasoline free product historically measured. Appendix K includes documentation relating to these LUST sites.

7 SITE COMPLIANCE

7.1 Soil Delineation and Compliance

TCE is the only constituent exceeding the soil Residential RRSs. Over a series of soil sampling events, TCE was delineated to the Residential RRS of 0.5 mg/kg. Figure 21 depicts the delineated TCE concentrations for the various depth intervals.

Soil is in compliance with Site-specific Non-Residential RRSs, and TCE concentrations in soil are not expected to impact groundwater at the POEs. Furthermore, property use at the Property will be limited to Non-residential based on the Environmental Covenant.

7.2 Groundwater Delineation and Compliance

Horizontal and vertical groundwater delineation have been demonstrated in previous reports. Figure 22 shows the horizontal delineation based on the August 2018 comprehensive sampling event. Vertical delineation is shown on Figures 23A and 23B, which include historical discrete interval sampling locations as well as recently sampled monitoring wells.

7.3 Groundwater use limitations for the Property will be voluntarily established in the Environmental Covenant. Vapor Intrusion

As addressed in Appendix J and in Section 6, although soil gas concentrations below the Property building exceed the Commercial TSSSGCs, SSD system operations are mitigating the vapor intrusion potential under the current building configuration. Indoor air concentrations have not exceeded the Commercial TIACs since the initiation of the SSD system. Furthermore, operation of the SSD will continue, as required, under the Environmental Covenant and a Maintenance and Monitoring Plan.

Groundwater and soil gas concentrations downgradient from the Property do not exceed an incremental cancer risk of 10^{-5} or a hazard quotient of 1 and therefore do not pose an unacceptable vapor intrusion risk.

8 REFERENCES

EPA, 2017. *Field Branches Quality System and Technical Procedures Groundwater Sampling Procedure,* U.S. Environmental Protection Agency Region 4 Science and Ecosystem Support Division, April 26, 2017.

EPD, 2015. Voluntary Remediation Program Frequently Asked Questions Updated January 12, 2015, https://epd.georgia.gov/sites/epd.georgia.gov/files/FAQs%20about%20VIRP_0.pdf.

EPS, 2015. *Voluntary Remediation Program Progress Report #5*, Rheem Manufacturing Company, Milledgeville, Georgia, June 2016

EPS, 2018A. *Water Well Survey*, Rheem Manufacturing Company, Milledgeville, Georgia, March 30, 2018.

EPS, 2018B. *Voluntary Remediation Program Progress Report #9*, Rheem Manufacturing Company, Milledgeville, Georgia, May 2018.

ITRC, 2002. *A Systematic Approach to In Situ Bioremediation in Groundwater Including Decision Trees on In Situ Bioremediation for Nitrates, Carbon Tetrachloride, and Perchlorate*, August 2002.

ITRC, 2008. *In Situ Bioremedation of Chlorinated Ethene: DNAPL Source Zones*, June 2008

Kueper, B.H., Wealthall, G.P., Smith, J.W.N., Lehame, S.A., a& Lerner, D.N., June 2003, *An Illustrated Handbook of DNAPL Transport and Fate in the Subsurface*

Sowers, G.F., 1963. *Engineering Properties of Residual Soils Derived from Igneous and Metamorphic Rocks*. Proc., 2nd Pan American Conference on Soil Mechanics and Foundation Engineering, Brazil, 1963

Wilson, C. and Martin, R. (1996). *Embankment dams in the Piedmont/Blue Ridge Province*. Design with Residual Materials: Geotechnical and Construction Considerations, ASCE GSP 63, 27-36.

FIGURES

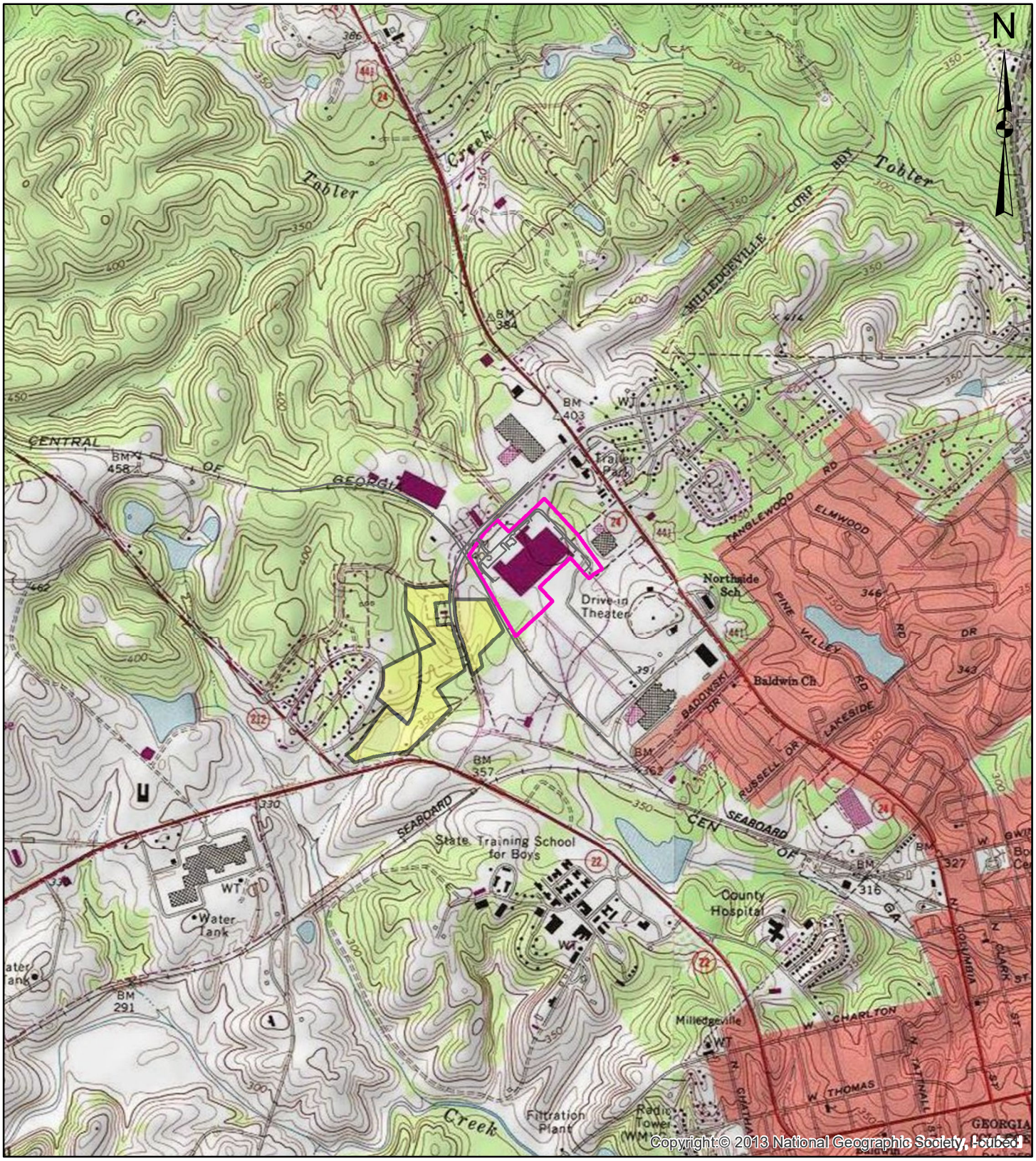

0 1,000 2,000
Feet

Legend

Facility Property Line

Recently Acquired Parcels

Site Vicinity Topographic Map

Rheem Manufacturing Company
Milledgeville, Georgia

Environmental Planning Specialists, Inc.

Figure No.1

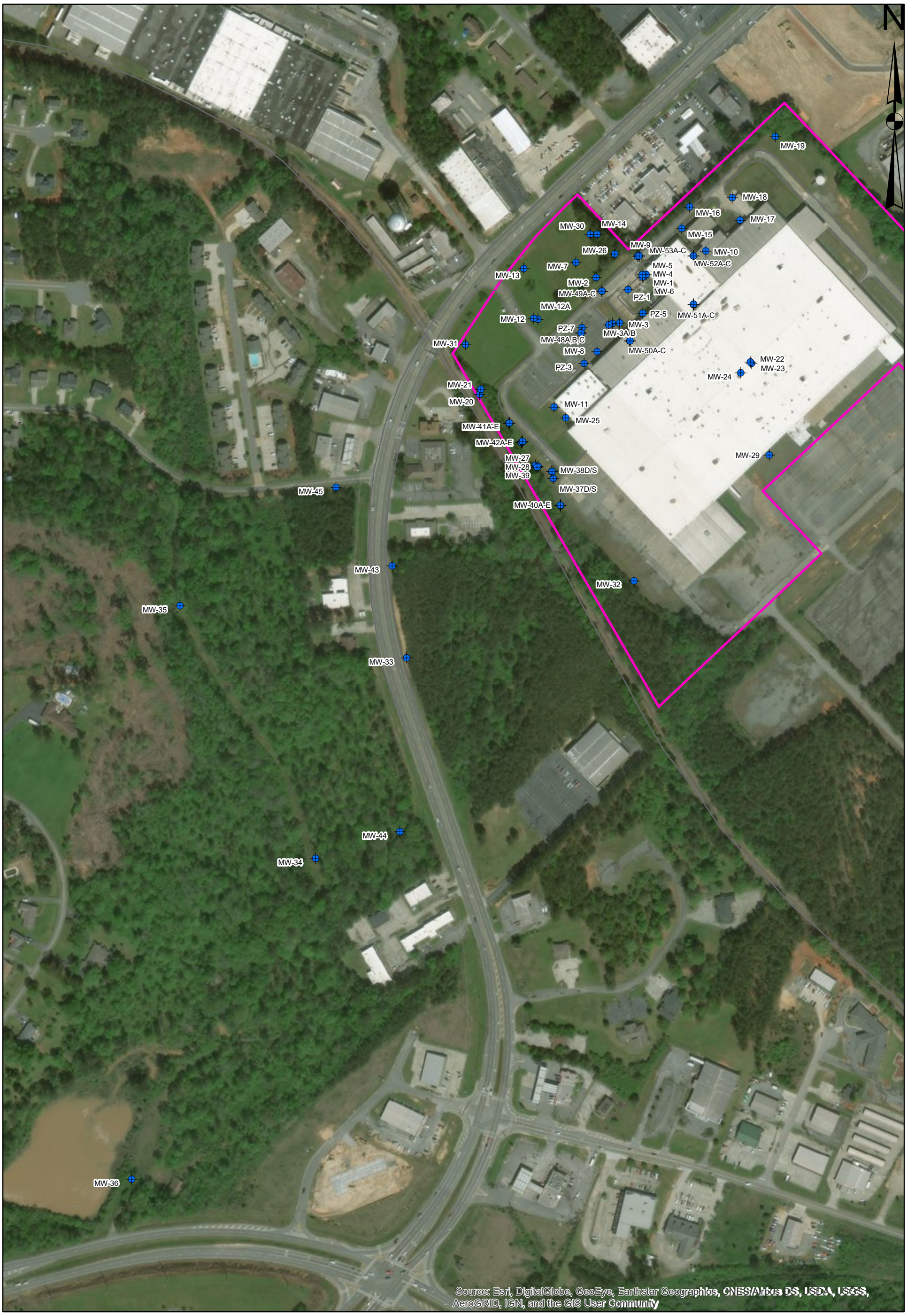

0 150 300
Feet

Legend

- Monitoring Well
- Property Line

Site Aerial and
Monitoring Well Location Map
Rheem Manufacturing
Milledgeville, GA

Environmental Planning Specialists, Inc.

Figure No. 2



Note: Highest concentrations are displayed for nested wells.

Groundwater TCE Distribution in All Zones (August 2018)

Rheem Manufacturing Company
Milledgeville, Georgia



0 250 500
Feet

Note: Nested wells show highest TCE concentration.

Legend

Property Line

TCE (ppb)

- ND
- <10
- 10-100
- 100-1000
- 1000-10000
- >10000

Groundwater TCE Distribution in Saprolite (August 2018)

Rheem Manufacturing Company
Milledgeville, Georgia

Environmental Planning Specialists, Inc.

Figure No. 3B



0 250 500
Feet

Note: Nested wells show highest TCE concentration.

Legend

Property Line

TCE (ppb)

- ND
- <10
- 10-100
- 100-1000
- 1000-10000
- >10000

Groundwater TCE Distribution in PWR (August 2018)

Rheem Manufacturing Company
Milledgeville, Georgia

Environmental Planning Specialists, Inc.

Figure No. 3C



0 250 500
Feet

Note: Nested wells show highest TCE concentration.

Legend

Property Line

TCE (ppb)

- ND
- <10
- 10-100
- 100-1000
- 1000-10000
- >10000

Groundwater TCE Distribution in Bedrock (August 2018)

Rheem Manufacturing Company
Milledgeville, Georgia

Environmental Planning Specialists, Inc.

Figure No. 3D

N

0 40 80
Feet

Legend

- 2018 Soil Assessment
- Pre-VRP Soil Assessment
- SVE Zone of Influence

Soil Sampling Locations

Rheem Manufacturing Company
Milledgeville, Georgia

Environmental Planning Specialists, Inc.

Figure No. 4

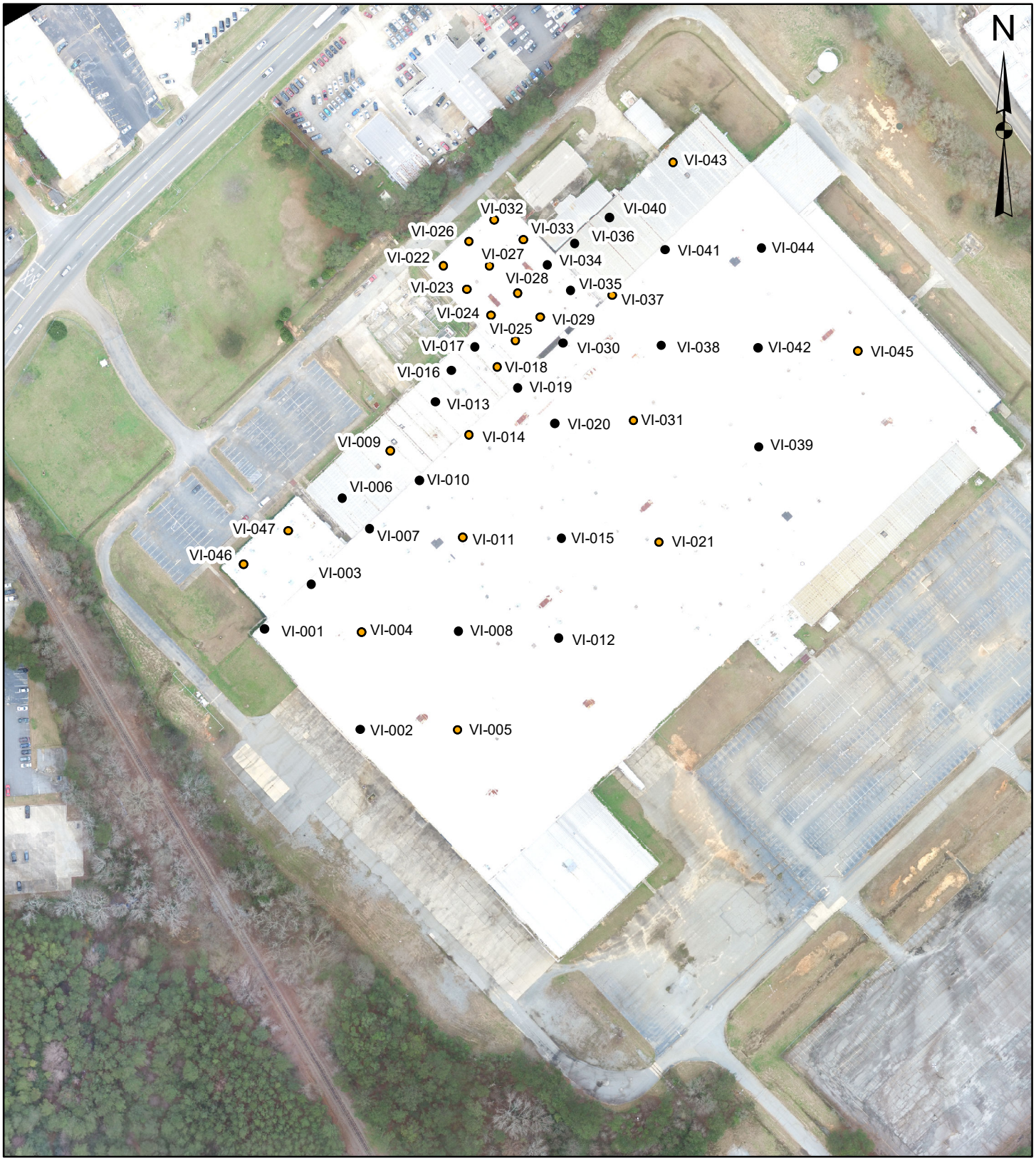

Legend

- Sampling Location Included in 2018 Assessment
- Historical Sampling Location

Sub-Slab Soil Gas Sampling Locations

Rheem Manufacturing Company
Milledgeville, Georgia

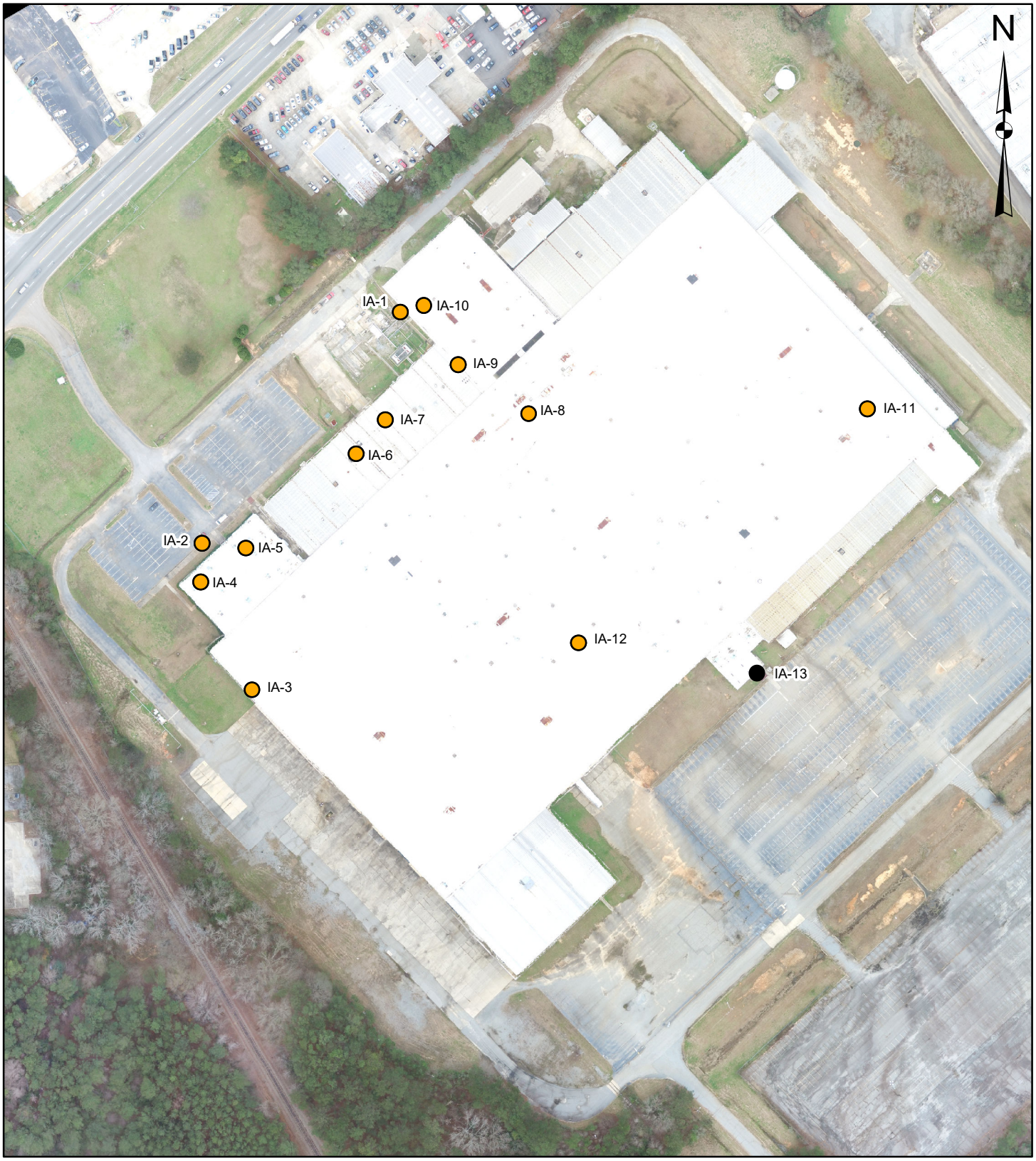

Legend

- Sampling Location Included in 2018 Assessment
- Historical Sampling Location

Indoor Air Sampling Locations

Rheem Manufacturing Company
Milledgeville, Georgia

Environmental Planning Specialists, Inc.

Figure No. 6



Downgradient Soil Gas Sampling Locations

Rheem Manufacturing Company
Milledgeville, Georgia

Environmental Planning Specialists, Inc.

Figure No. 7

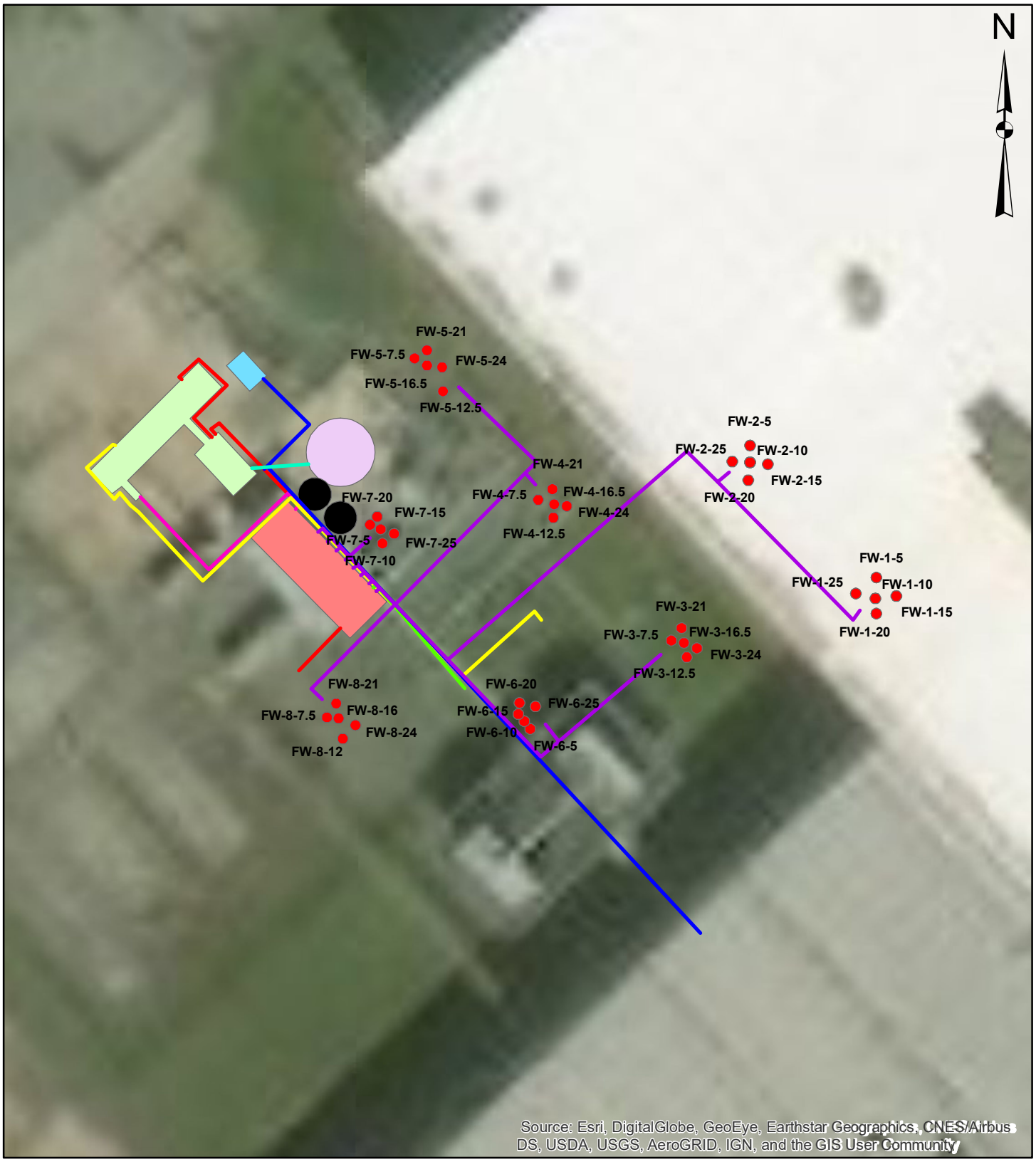

SVE System Layout

Rheem Manufacturing Company
Milledgeville, Georgia

Environmental Planning Specialists, Inc.

Figure No. 8

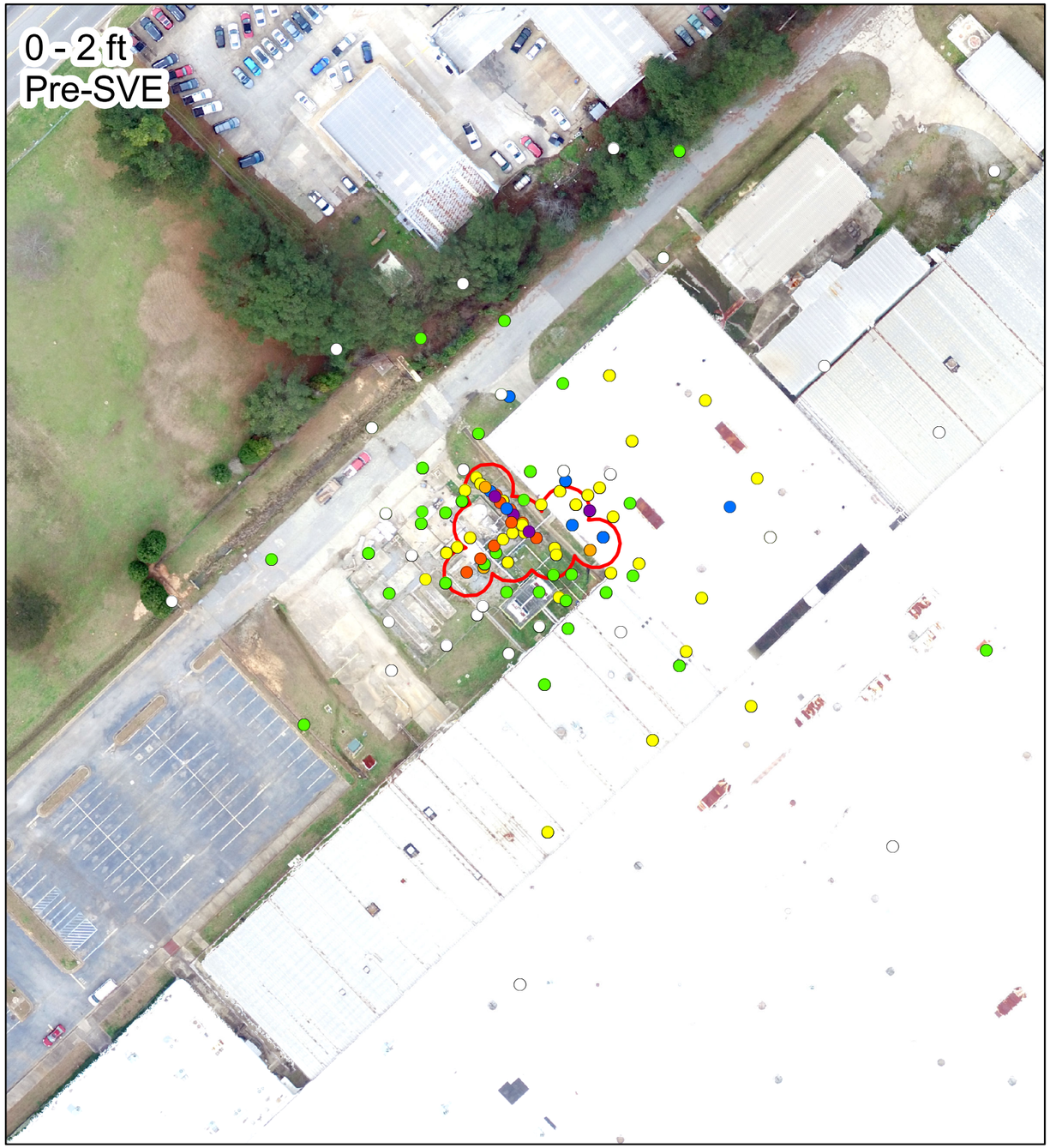

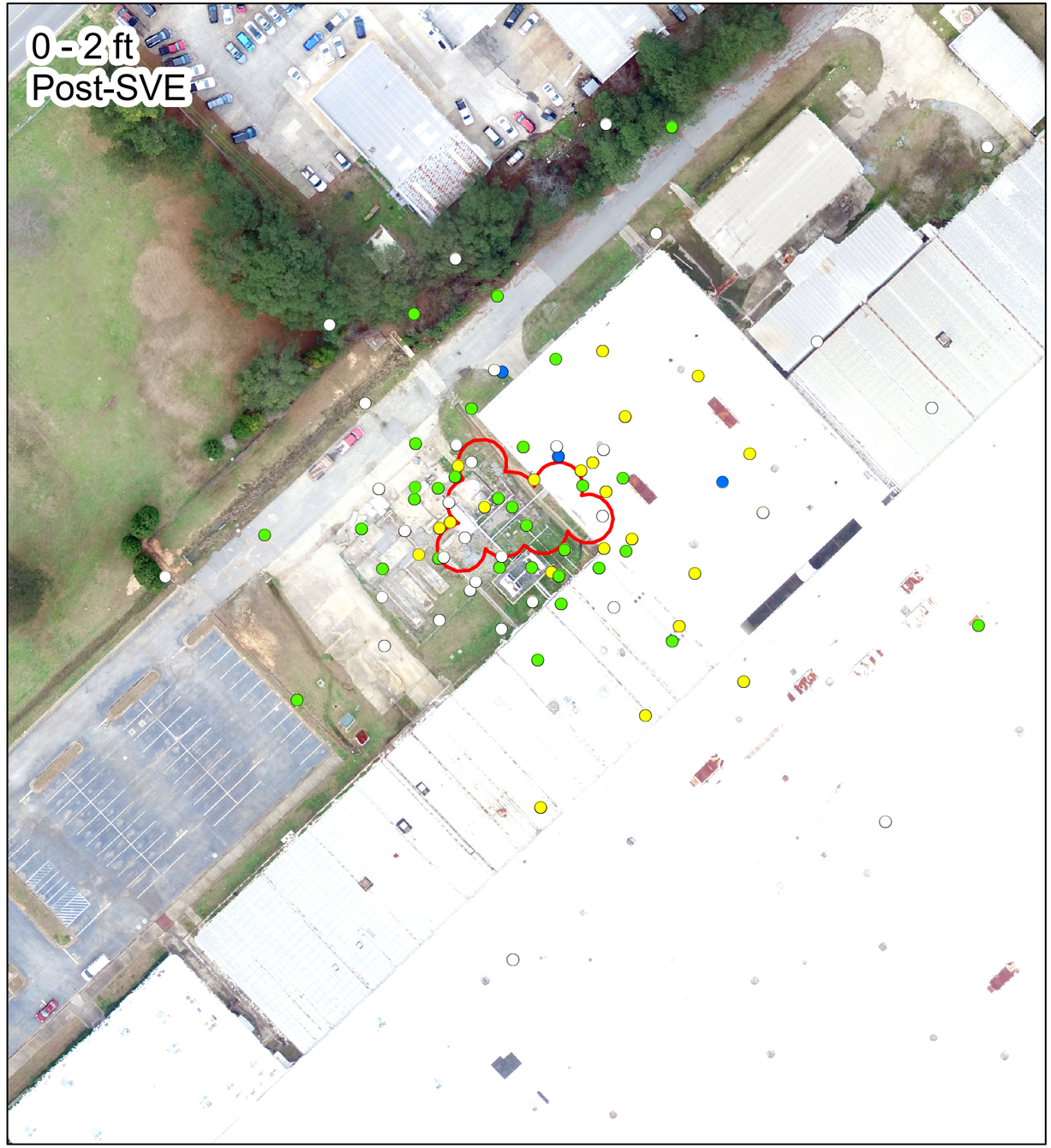

N

0 40 80
Feet

TCE Concentration (mg/kg)

- ND
- ND - 0.50
- 0.50 - 21
- 21 - 28
- 38 - 100
- 100 - 1,000
- > 1,000

SVE Zone of Influence

TCE Concentrations in Surface Soil

Rheem Manufacturing Company
Milledgeville, Georgia

Environmental Planning Specialists, Inc.

Figure No. 9A

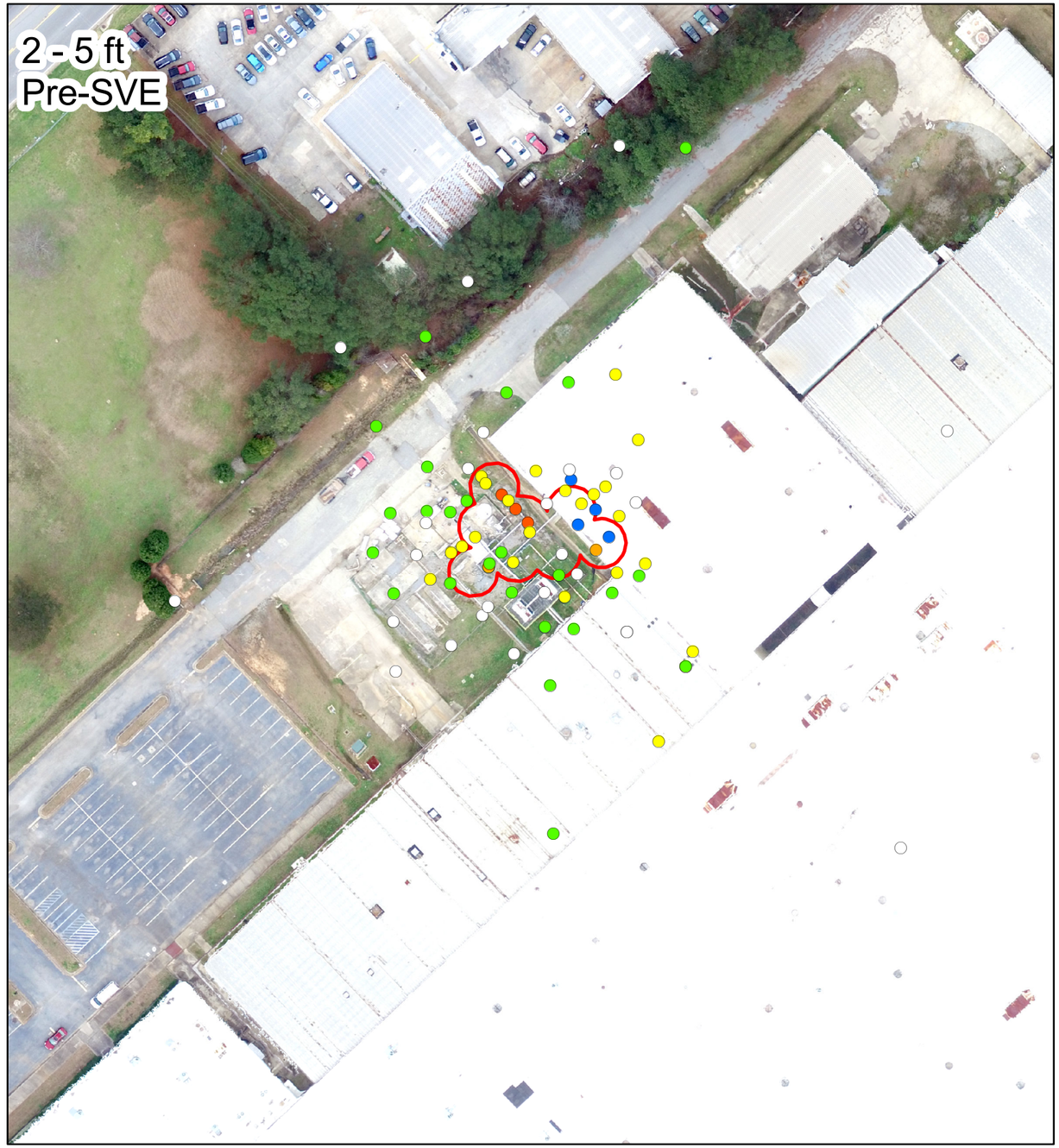

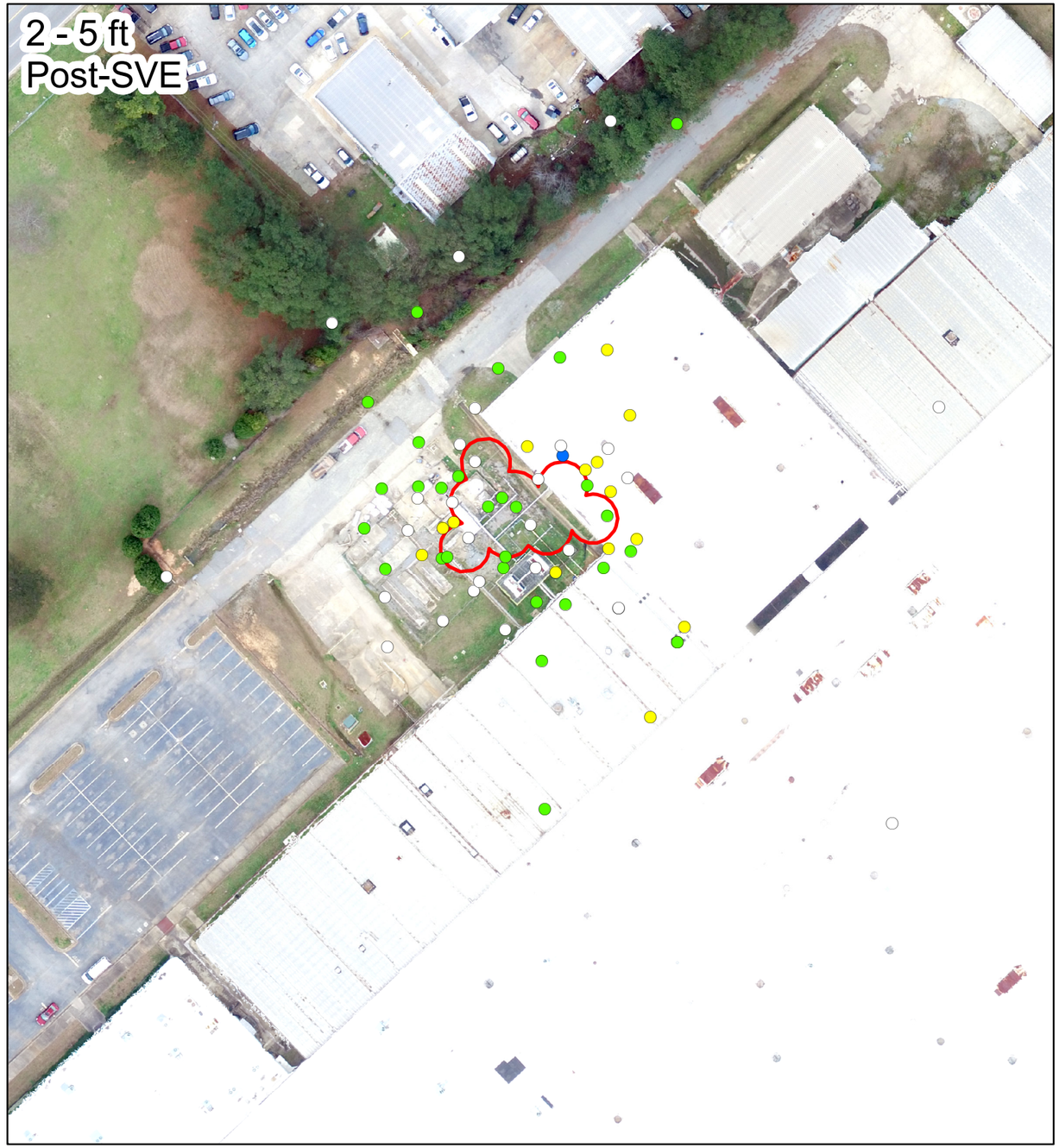

N

0 40 80
Feet

TCE Concentration (mg/kg)

- ND
- ND - 0.50
- 0.50 - 21
- 21 - 28
- 38 - 100
- 100 - 1,000
- > 1,000

SVE Zone of Influence

TCE Concentrations in Soil (2-5ft)

Rheem Manufacturing Company
Milledgeville, Georgia

Environmental Planning Specialists, Inc.

Figure No. 9B

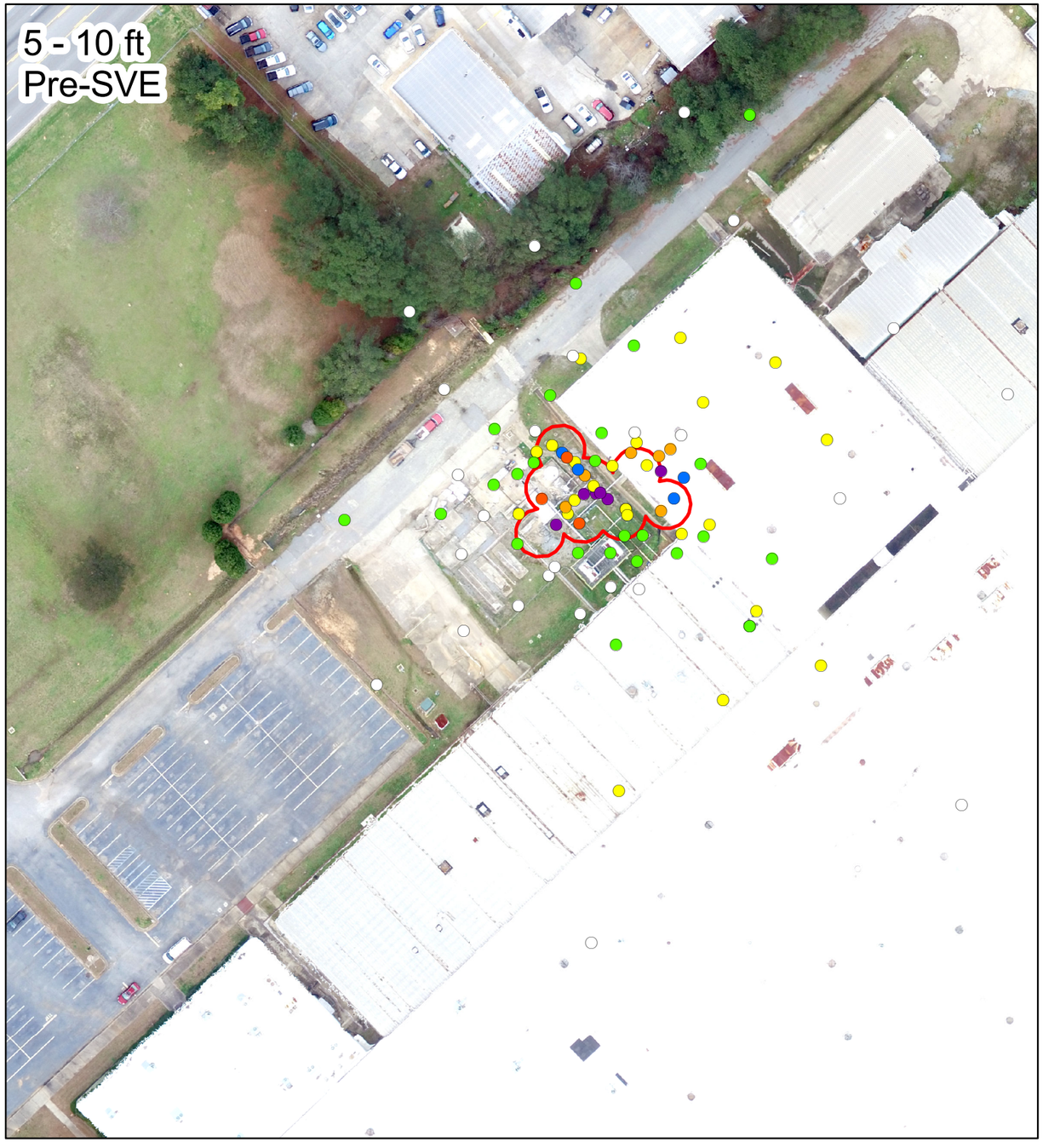

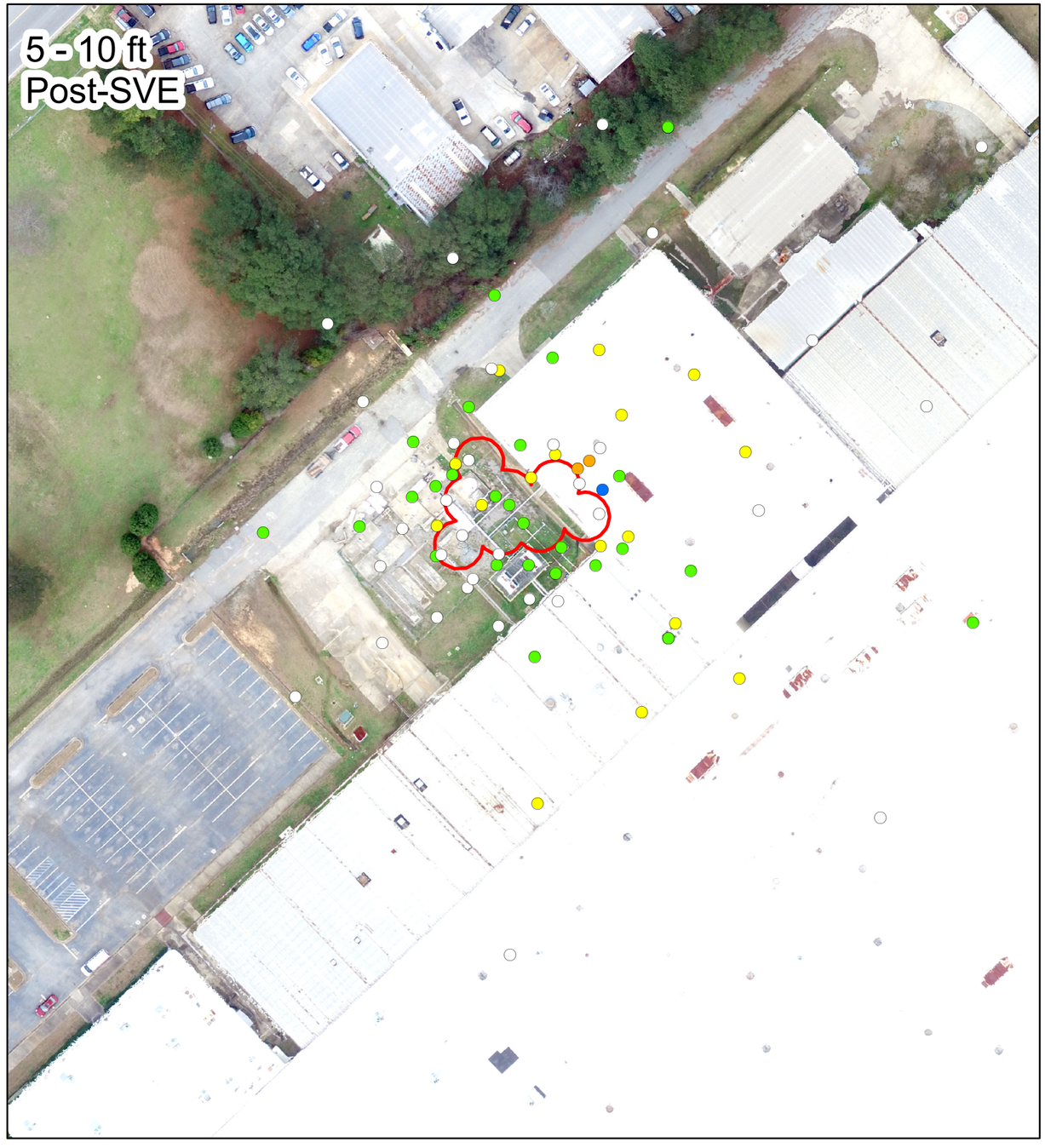

N

0 40 80
Feet

TCE Concentration (mg/kg)

- ND
- ND - 0.50
- 0.50 - 21
- 21 - 28
- 38 - 100
- 100 - 1,000
- > 1,000

SVE Zone of Influence

TCE Concentrations in Soil (5-10ft)

Rheem Manufacturing Company
Milledgeville, Georgia

Environmental Planning Specialists, Inc.

Figure No. 9C

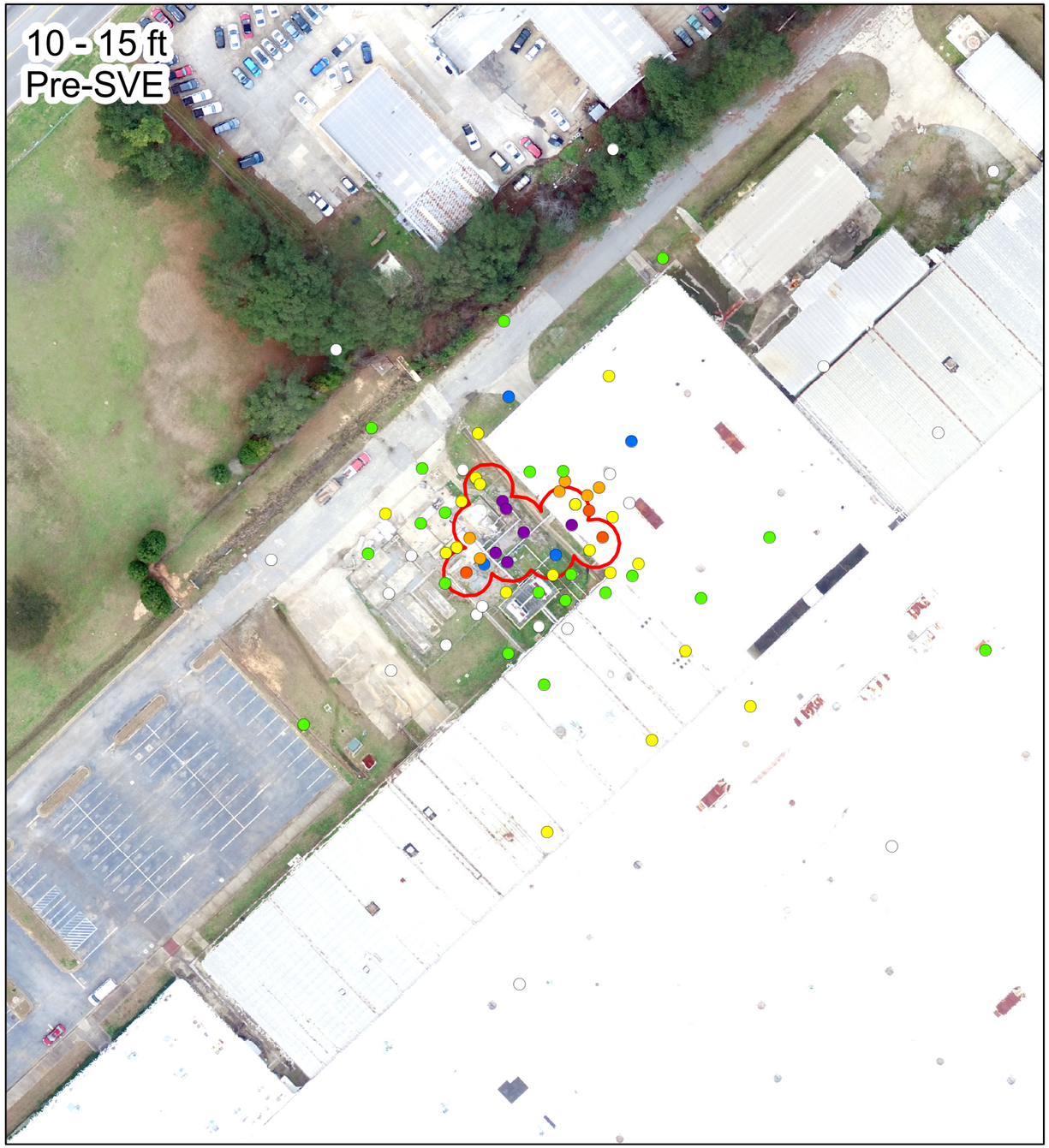

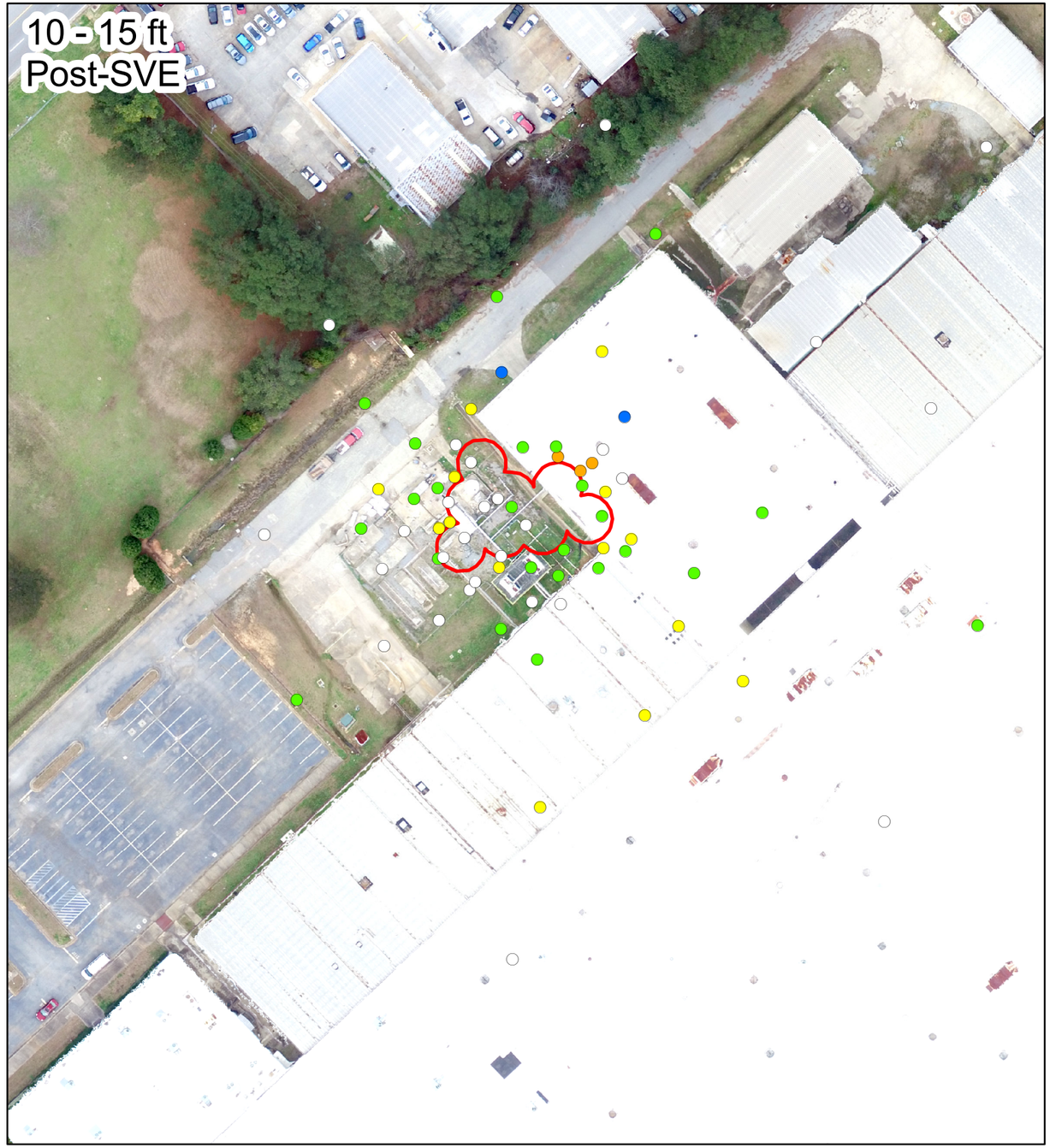

N

0 40 80
Feet

TCE Concentration (mg/kg)

- ND
- ND - 0.50
- 0.50 - 21
- 21 - 28
- 38 - 100
- 100 - 1,000
- > 1,000

SVE Zone of Influence

TCE Concentrations in Soil (10-15ft)

Rheem Manufacturing Company
Milledgeville, Georgia

Environmental Planning Specialists, Inc.

Figure No. 9D

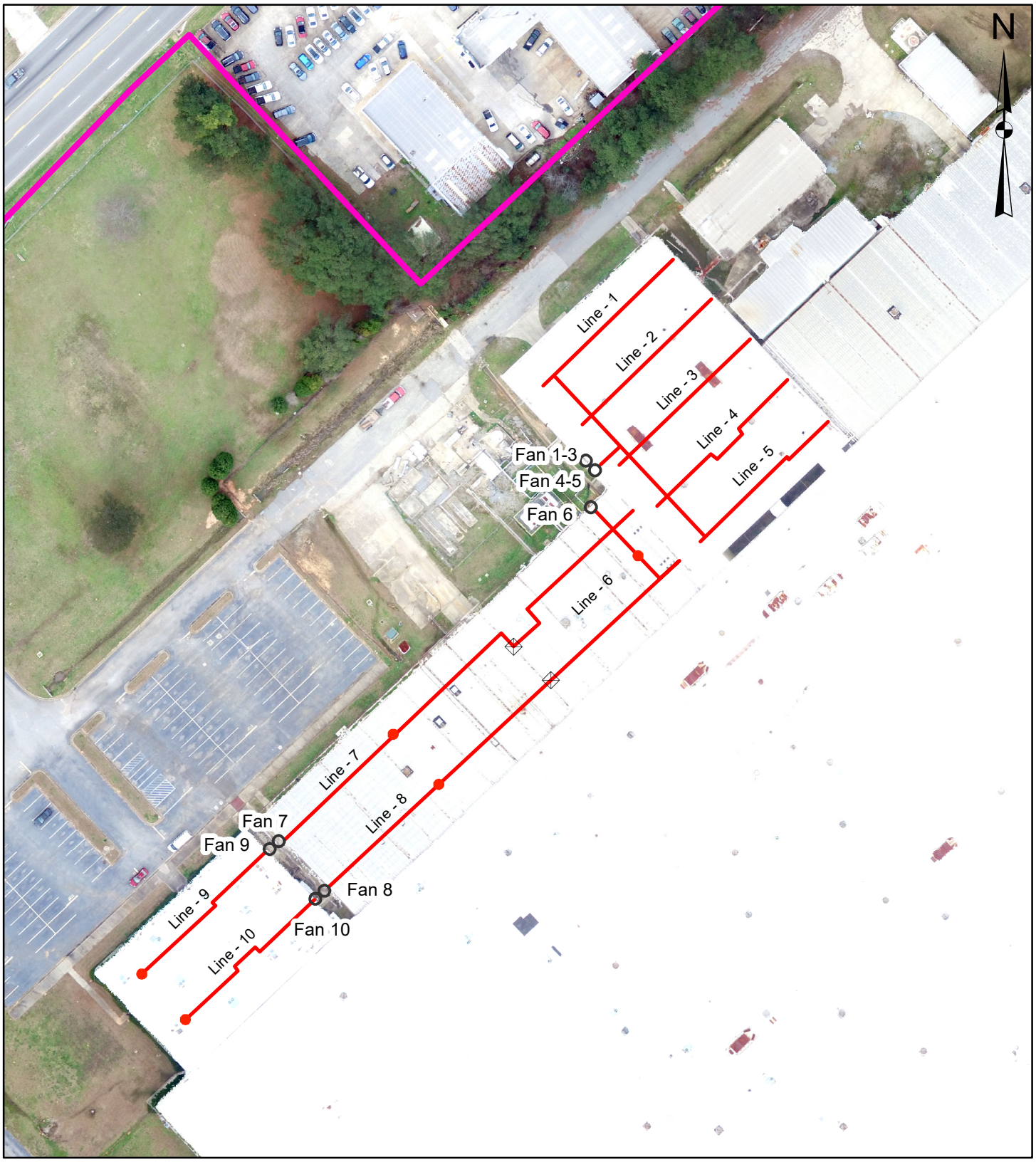

0 50 100
Feet

Legend

- Sub-Slab Depressurization Lines
- Access Vault
- Fan
- Closed Valve

Sub-Slab Depressurization System Layout

Rheem Manufacturing Company
Milledgeville, Georgia

Environmental Planning Specialists, Inc.

Figure No. 10

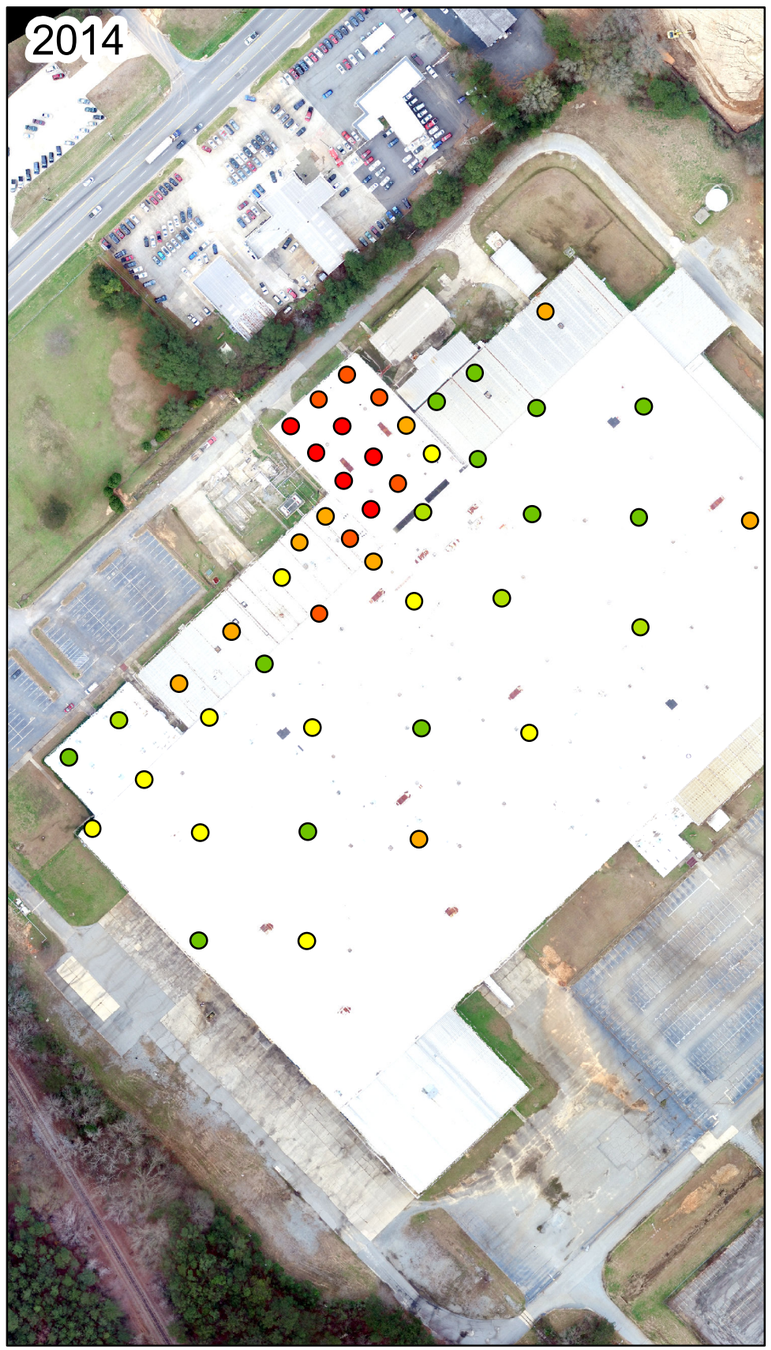

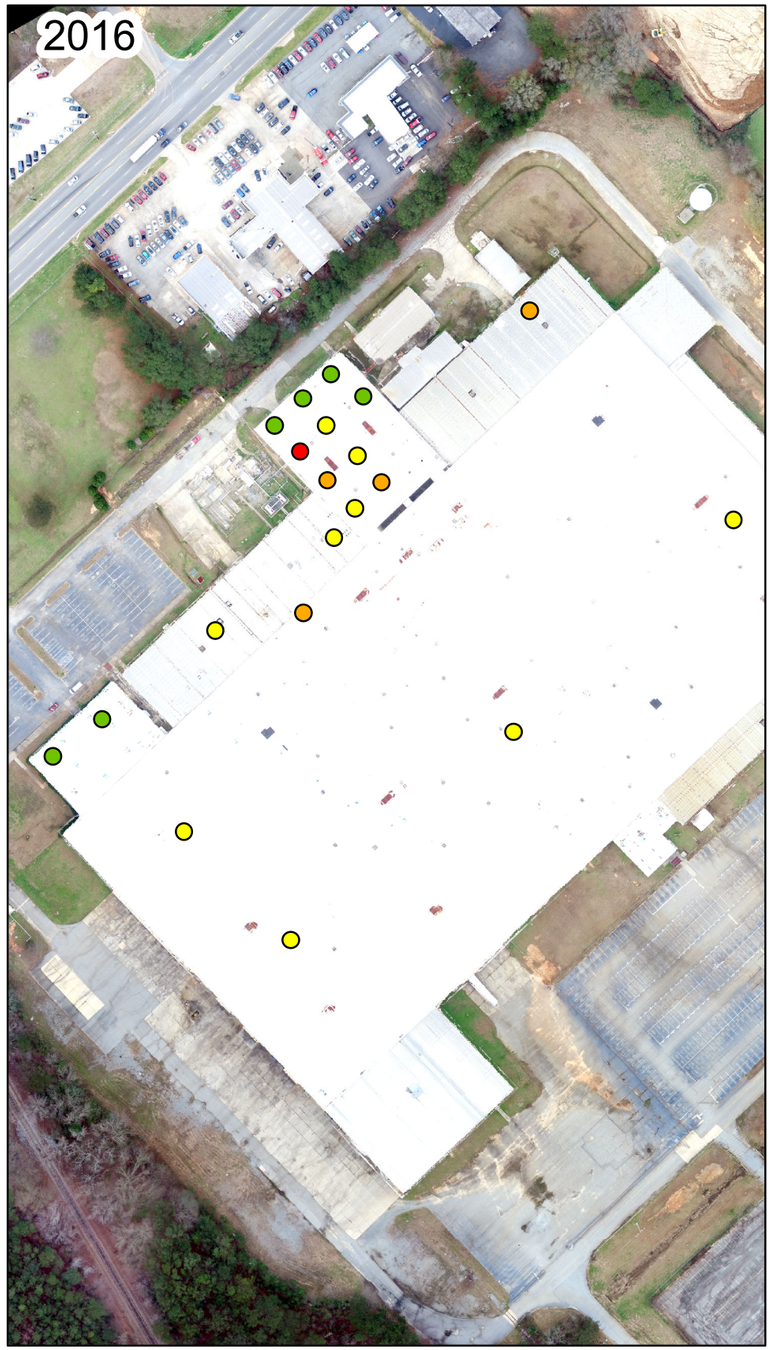

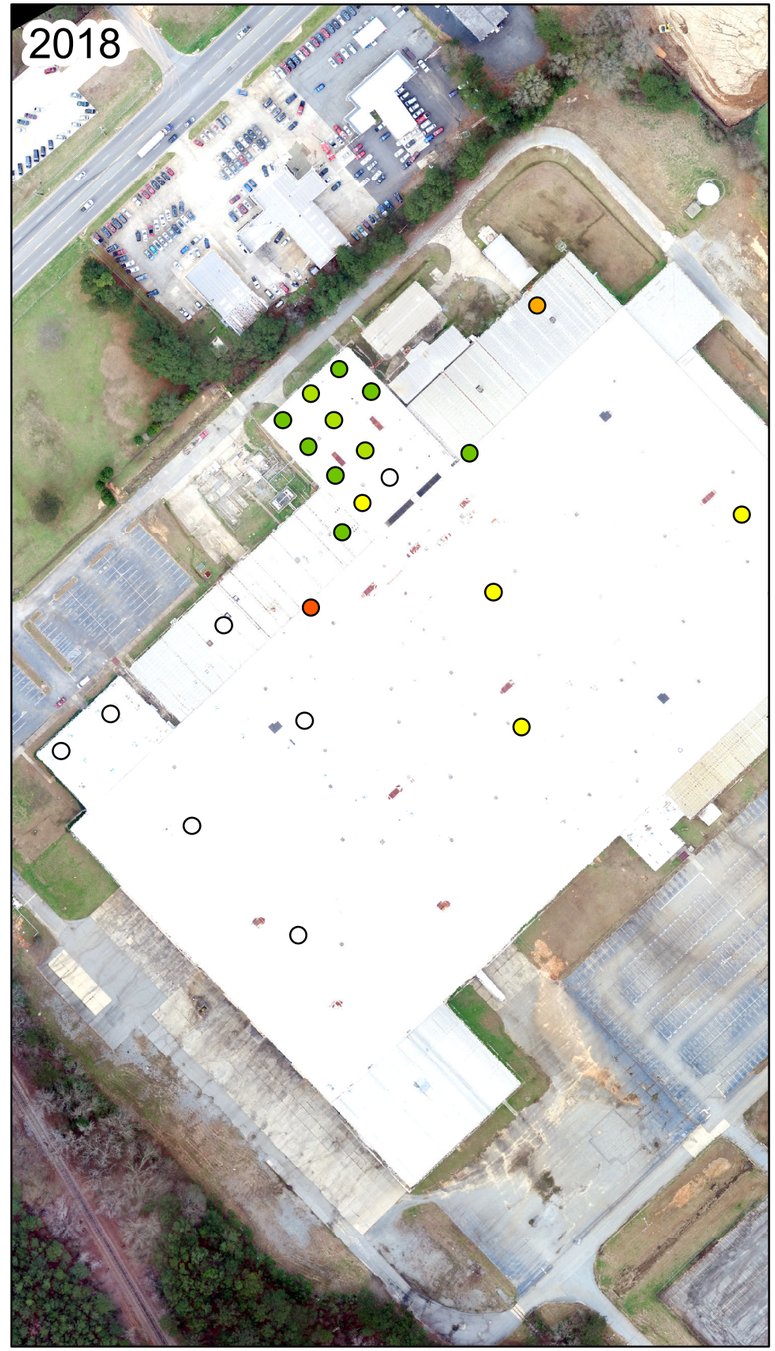

N

0 100 200
Feet

Note: See location ID on Figure 5.

Legend

TCE Concentration (µg/m3)

- Non-Detect
- Non-Detect - 290 (TSSSGC)
- 290 - 1,000
- 1,000 - 10,000
- 10,000 - 100,000
- 100,000 - 1,000,000
- > 1,000,000

TCE Sub-Slab Soil Gas Sampling Results

Rheem Manufacturing Company
Milledgeville, Georgia

Environmental Planning Specialists, Inc.

Figure No. 11

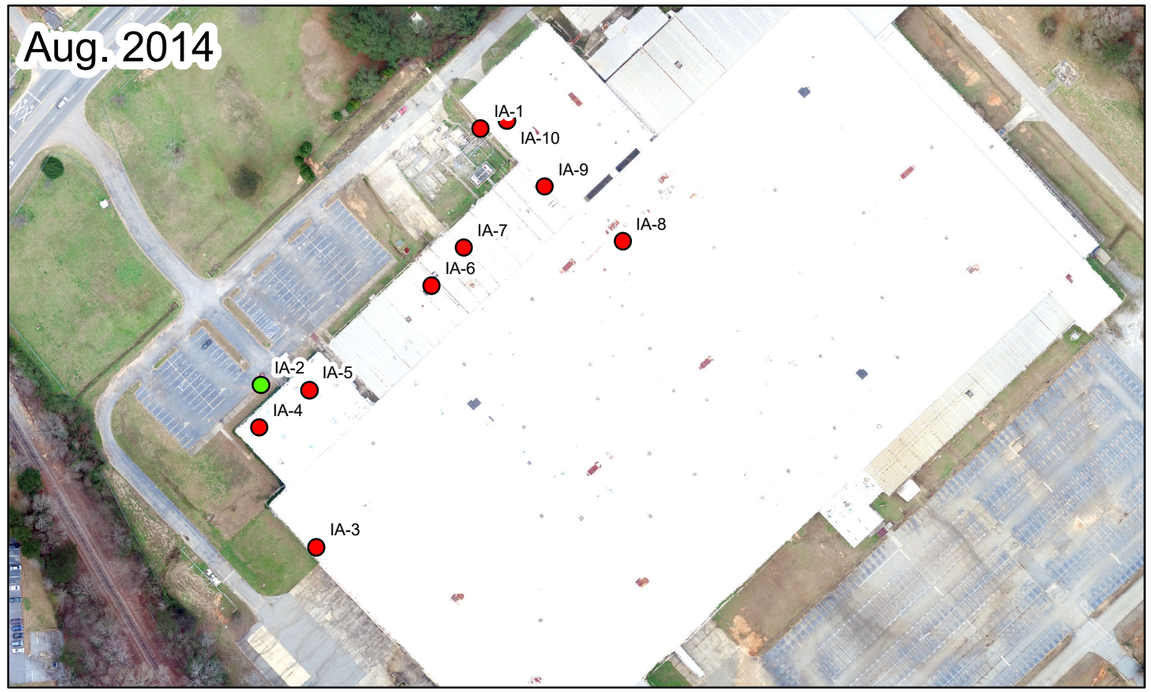

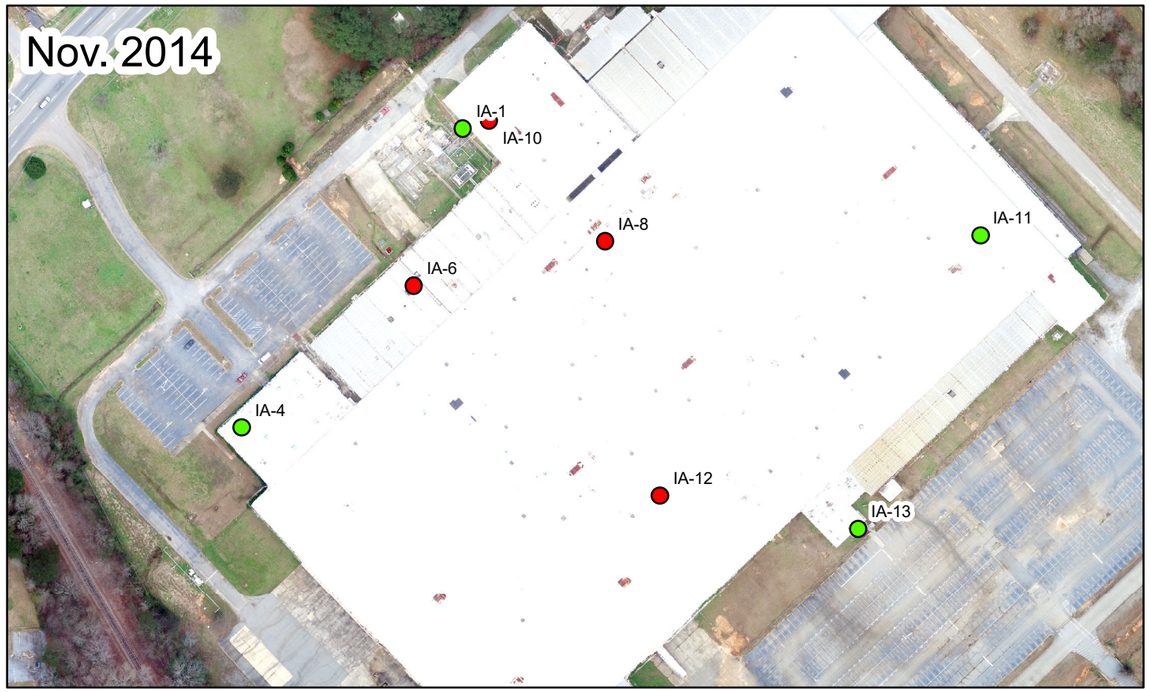

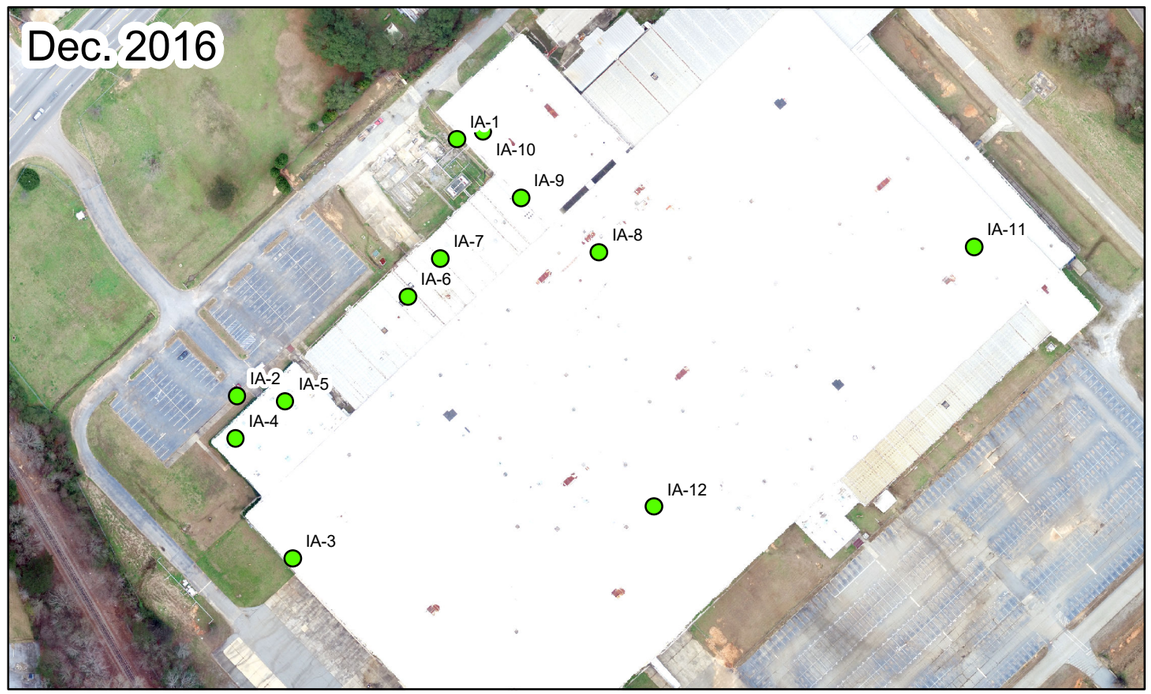

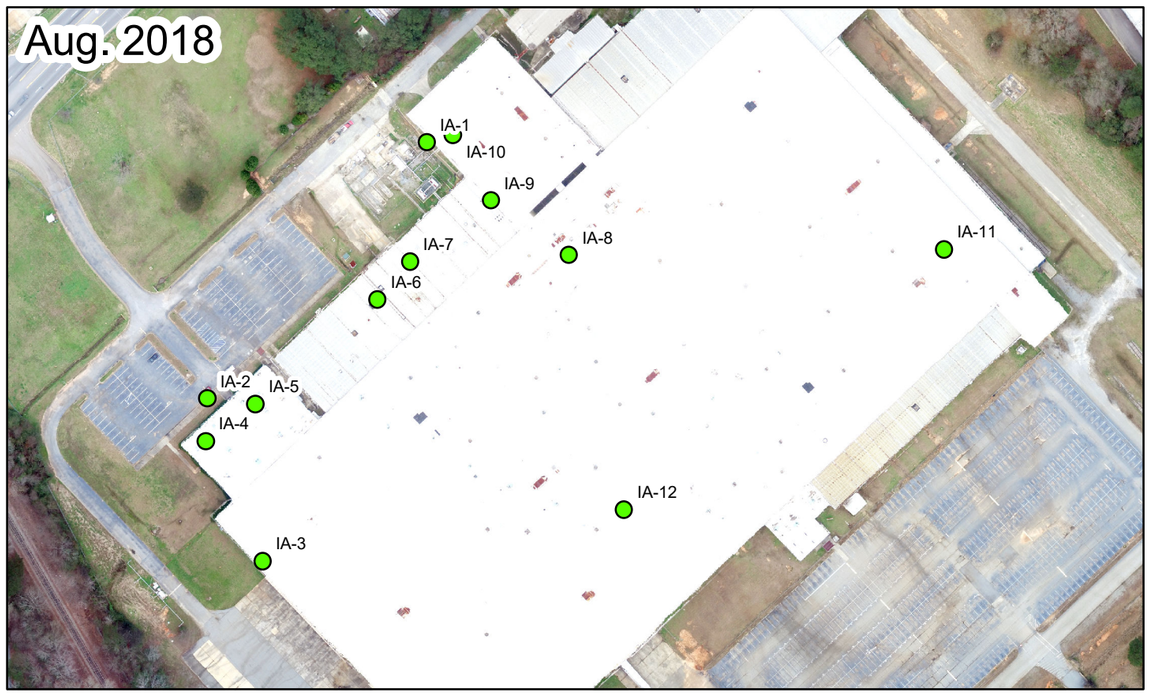

N

0 100 200
Feet

TCE Concentration (µg/m3)

- Below the TIAC of 8.8 µg/m3
- Above the TIAC of 8.8 µg/m3

TCE Indoor Air Sampling Results

Rheem Manufacturing Company
Milledgeville, Georgia

Environmental Planning Specialists, Inc.

Figure No. 12



0 100 200
Feet

Legend

Recovery Well Well

Property Line

Pump-and-Treat System Layout

Rheem Manufacturing Company
Milledgeville, Georgia

Environmental Planning Specialists, Inc.

Figure No. 13

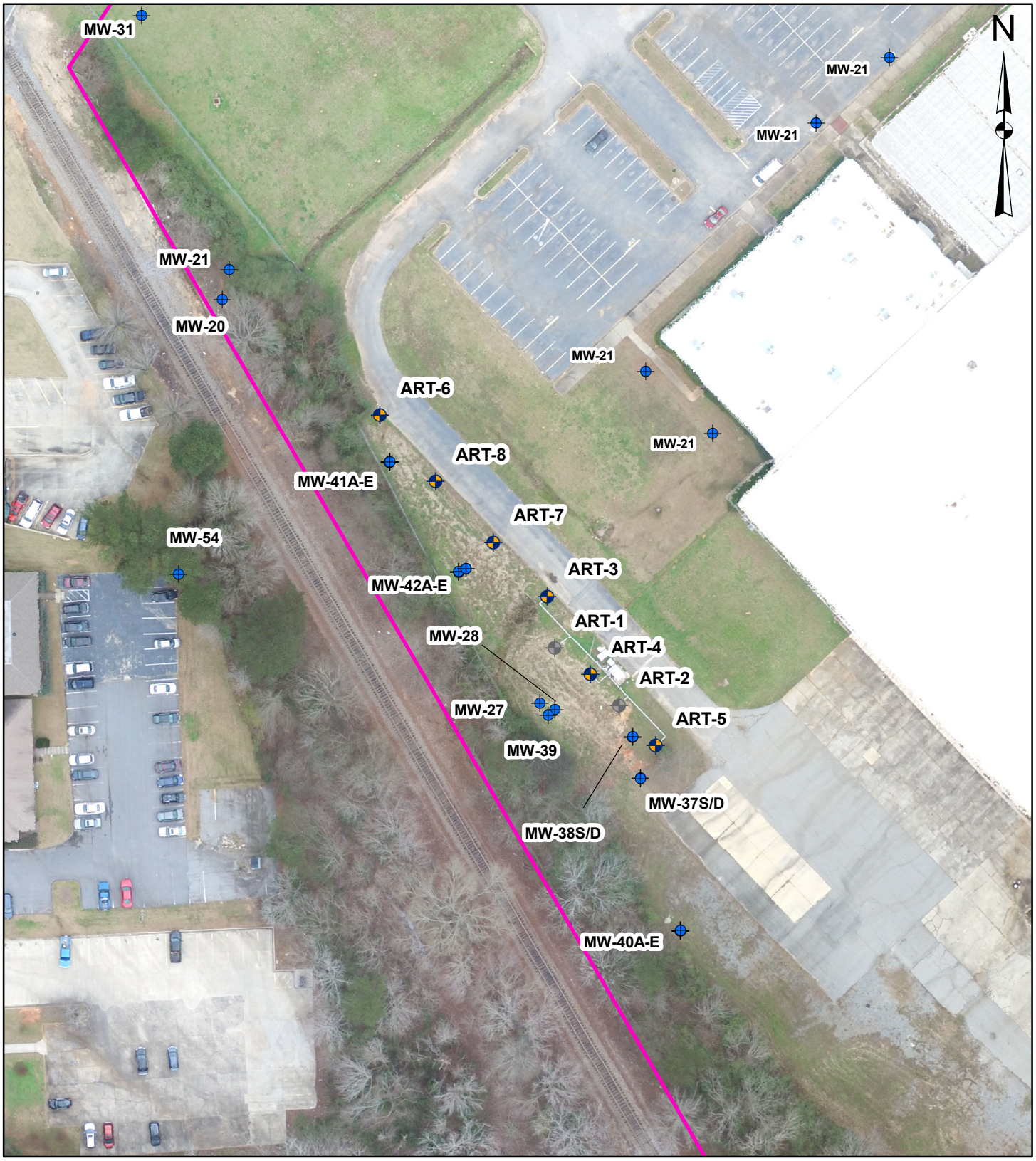

Legend

Decomissioned ART Well

Monitoring Well

ART Well

Property Line

ART System Layout

Rheem Manufacturing Company
Milledgeville, Georgia

Environmental Planning Specialists, Inc.

Figure No. 14

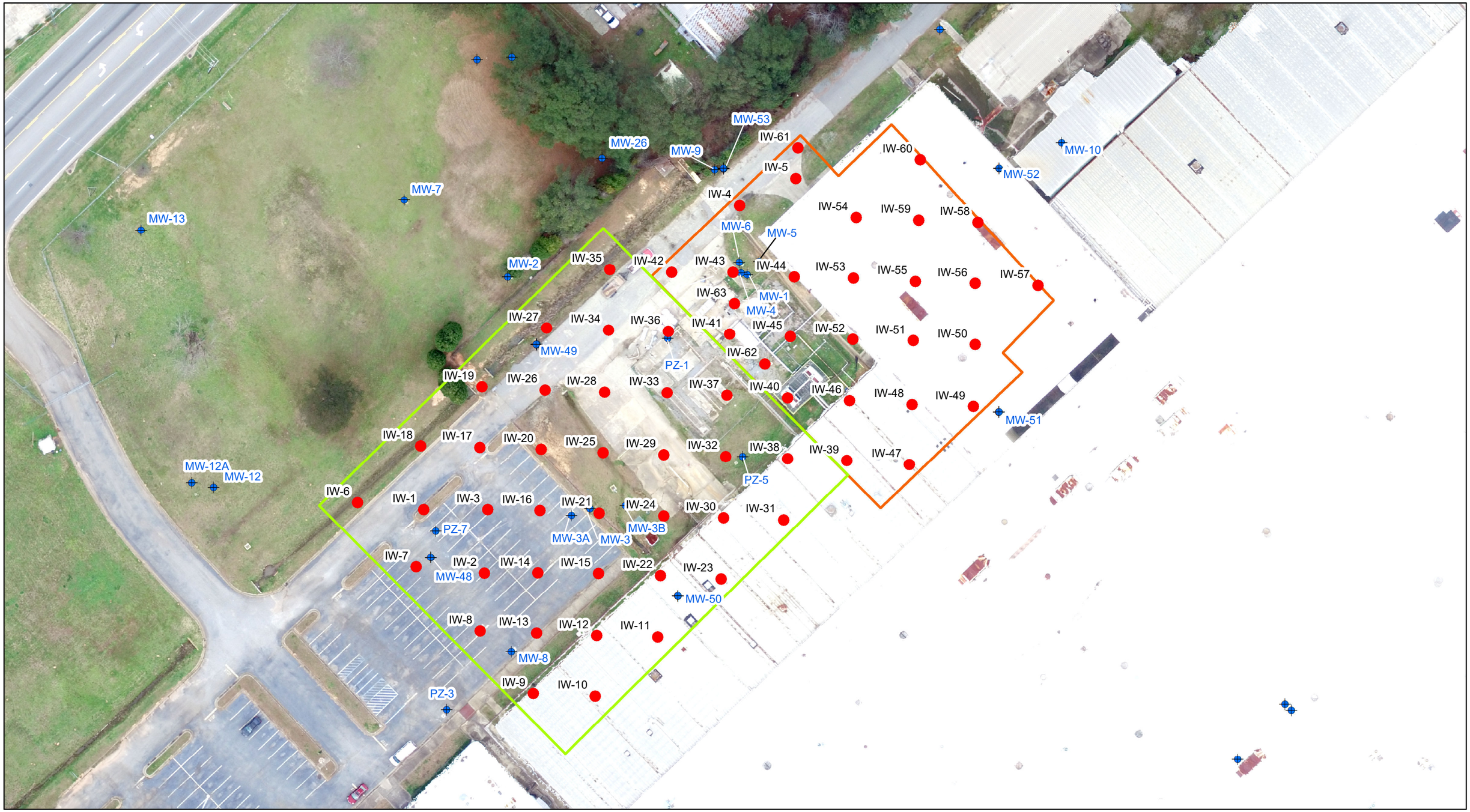

0 30 60
Feet

Legend

- Monitoring Well
- Injection Well

Remedial Zones

- Plume Zone
- Release Area Zone

In-Situ Bioremediation
Treatment Zones and Well Network

Rheem Manufacturing Company
Milledgeville, Georgia

Environmental Planning Specialists, Inc.

Figure No. 15

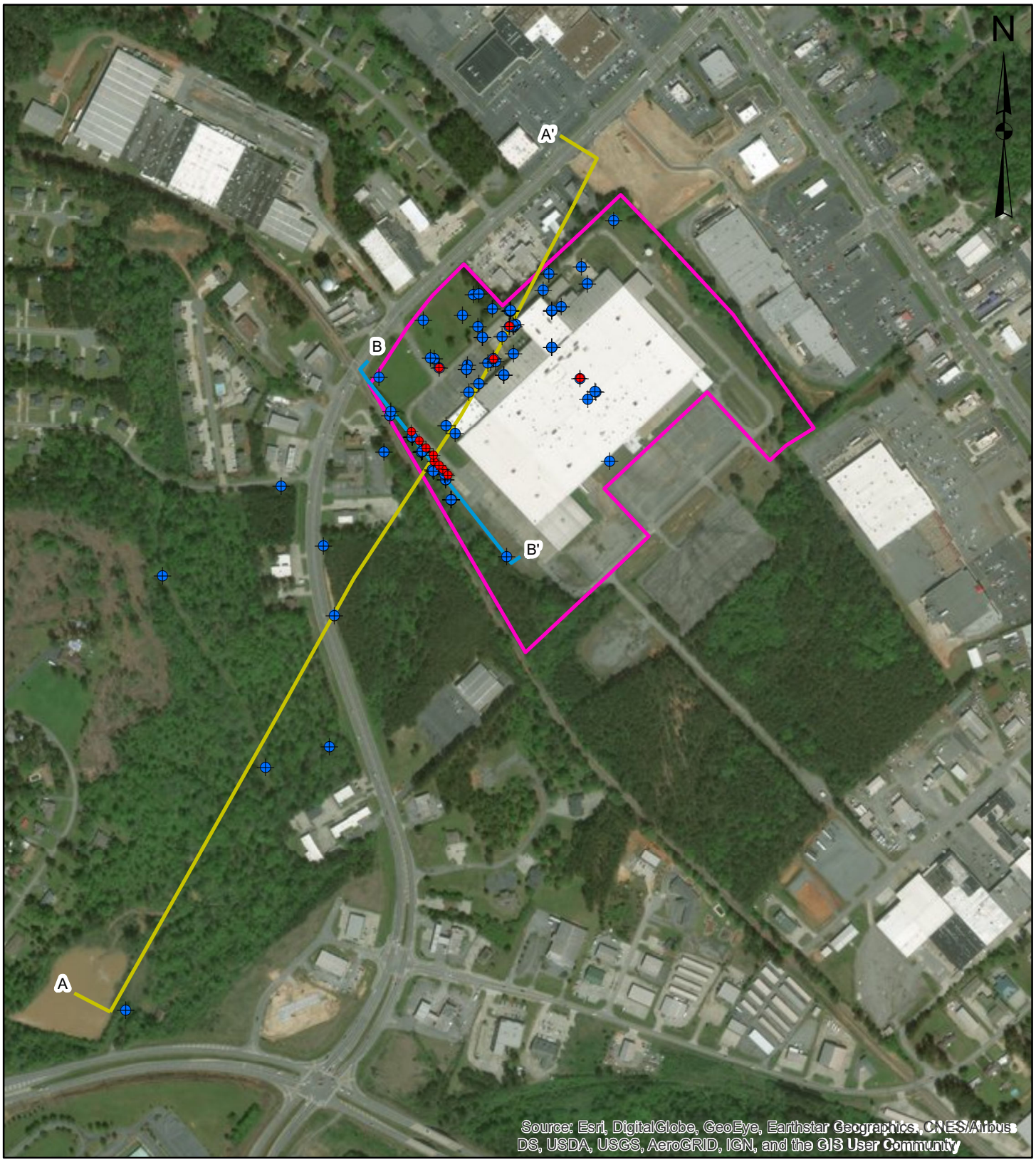

0 300 600
Feet

Legend

- Facility Property Line
- Monitoring Well
- Remediation Well

Cross Section

- A - A'
- B - B'

Hydrogeologic Profile Locations

Rheem Manufacturing Company
Milledgeville, Georgia

Environmental Planning Specialists, Inc.

Figure No.16A

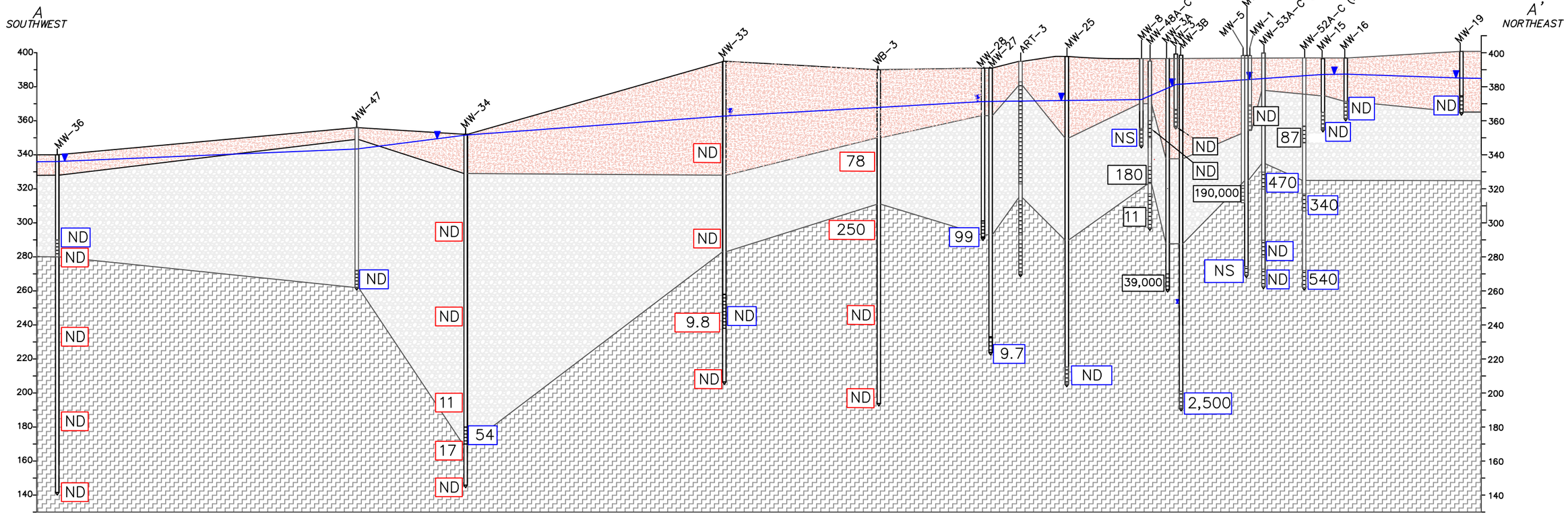
A
SOUTHWEST
A'
NORTHEAST
MW-36
MW-47
MW-34
MW-33
WB-3
MW-28
MW-27
ART-3
MW-25
MW-8
MW-48A-C (Projected)
MW-3A
MW-3B
MW-5
MW-6
MW-1
MW-53A-C (Projected)
MW-52A-C (Projected)
MW-15
MW-16
MW-19
400
380
360
340
320
300
280
260
240
220
200
180
160
140
ND
ND
ND

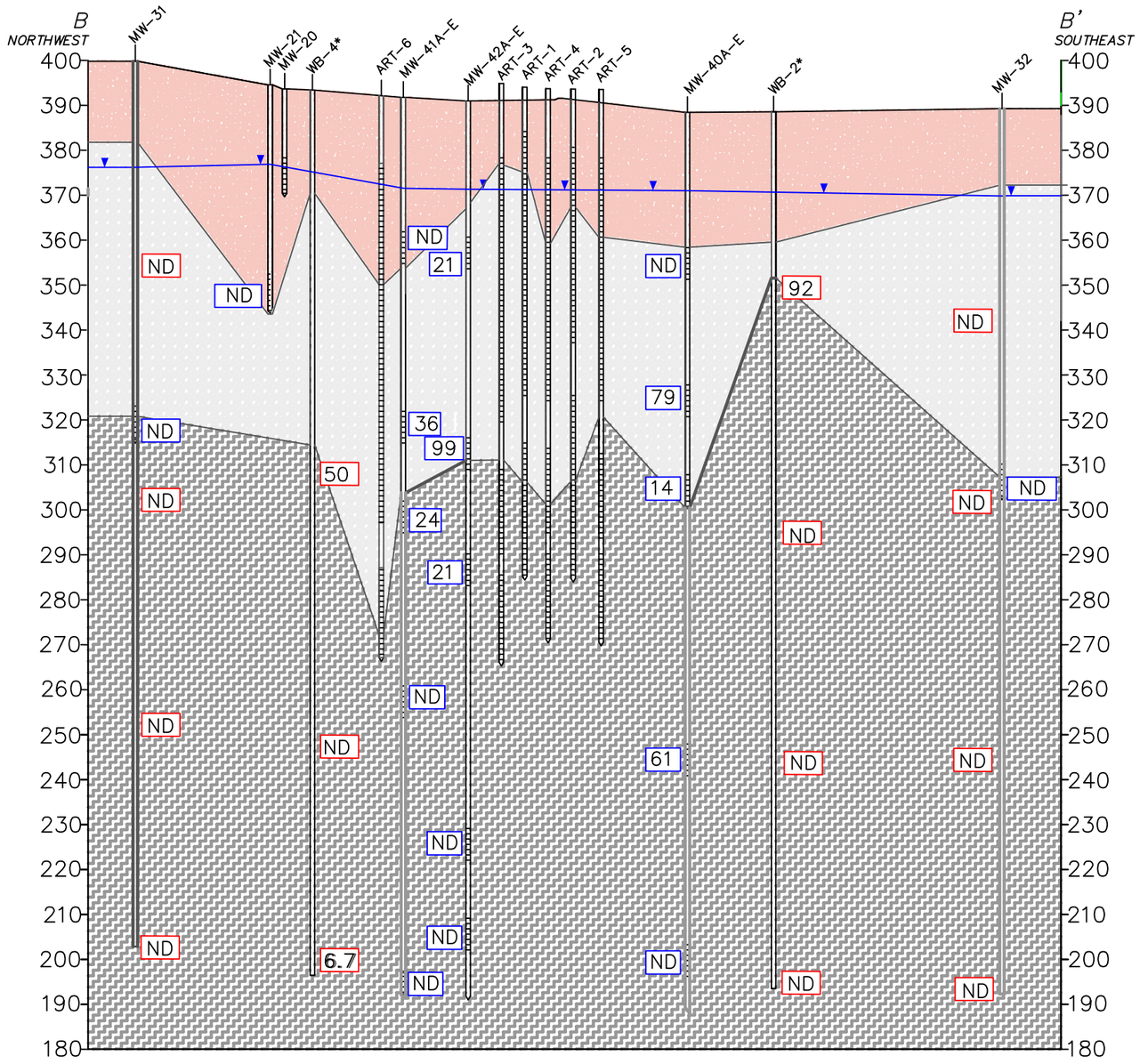

LEGEND

- RESIDUUM
- PARTIALLY WEATHERED ROCK
- BEDROCK
- WATER TABLE ELEVATION AUGUST / MAY 2018
- SCREENED INTERVAL
- NS; ND — NOT SAMPLED; NON-DETECT
- 100 — TRICHLOROETHENE (TCE) CONCENTRATIONS IN GROUNDWATER (ug/L) [AUGUST 2018]
- 0 — DISCRETE INTERVAL (PACKER SAMPLE TESTING) TCE CONCENTRATION (ug/L) [JUNE 2011]

EPS

Hydrogeologic Profile B - B'

Rheem Manufacturing Company
Milledgeville, GA

Figure No. 16C

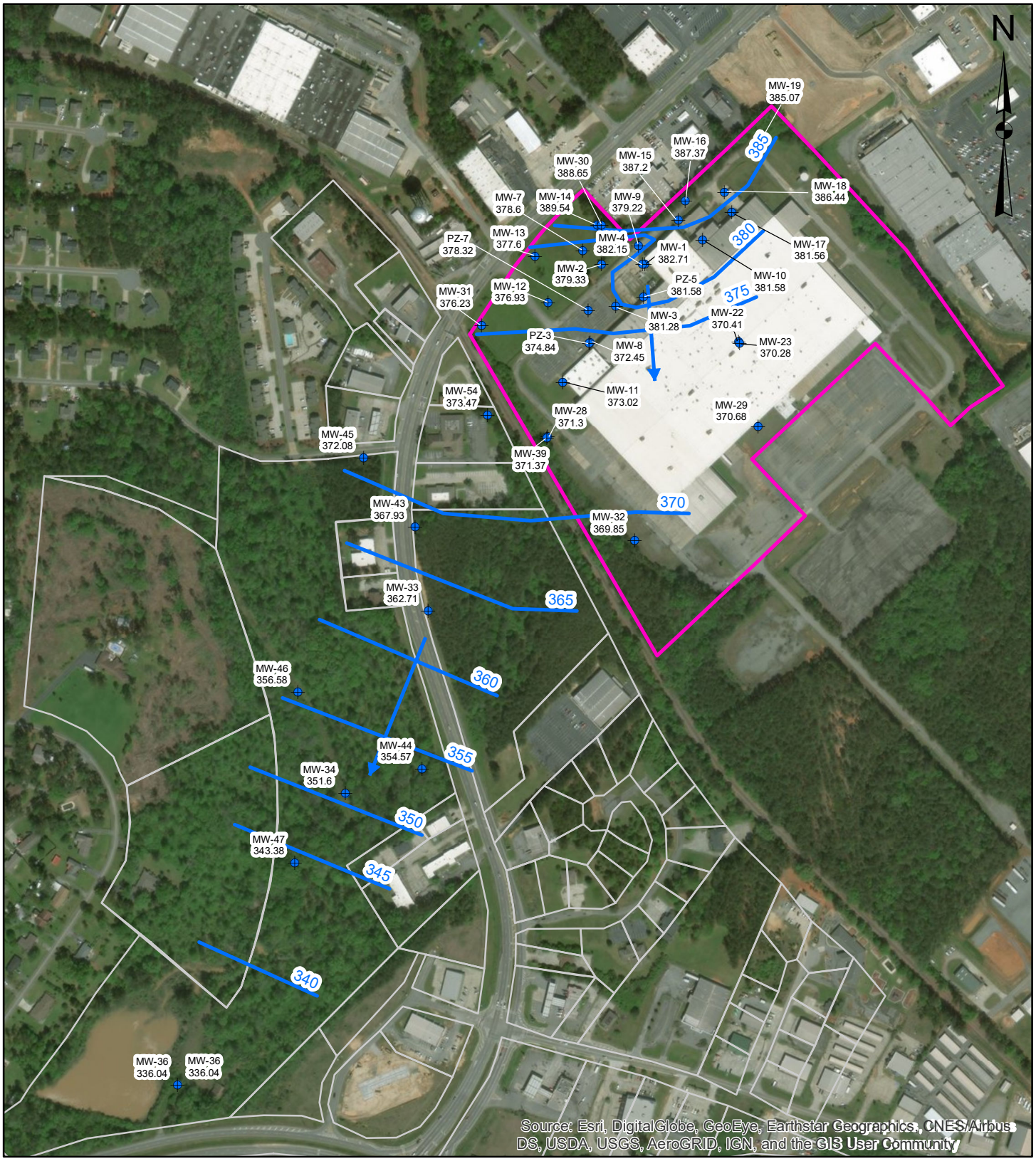

0 250 500
Feet

Legend

- Facility Property Line
- Monitoring Well
- 335.7 Groundwater Elevation (ft)
- 360 Potentiometric Surface Contour
- Groundwater Flow Direction
- NA Not Accessible

Potentiometric Surface Map (May 2018)

Rheem Manufacturing Company
Milledgeville, Georgia

Environmental Planning Specialists, Inc.

Figure No. 17

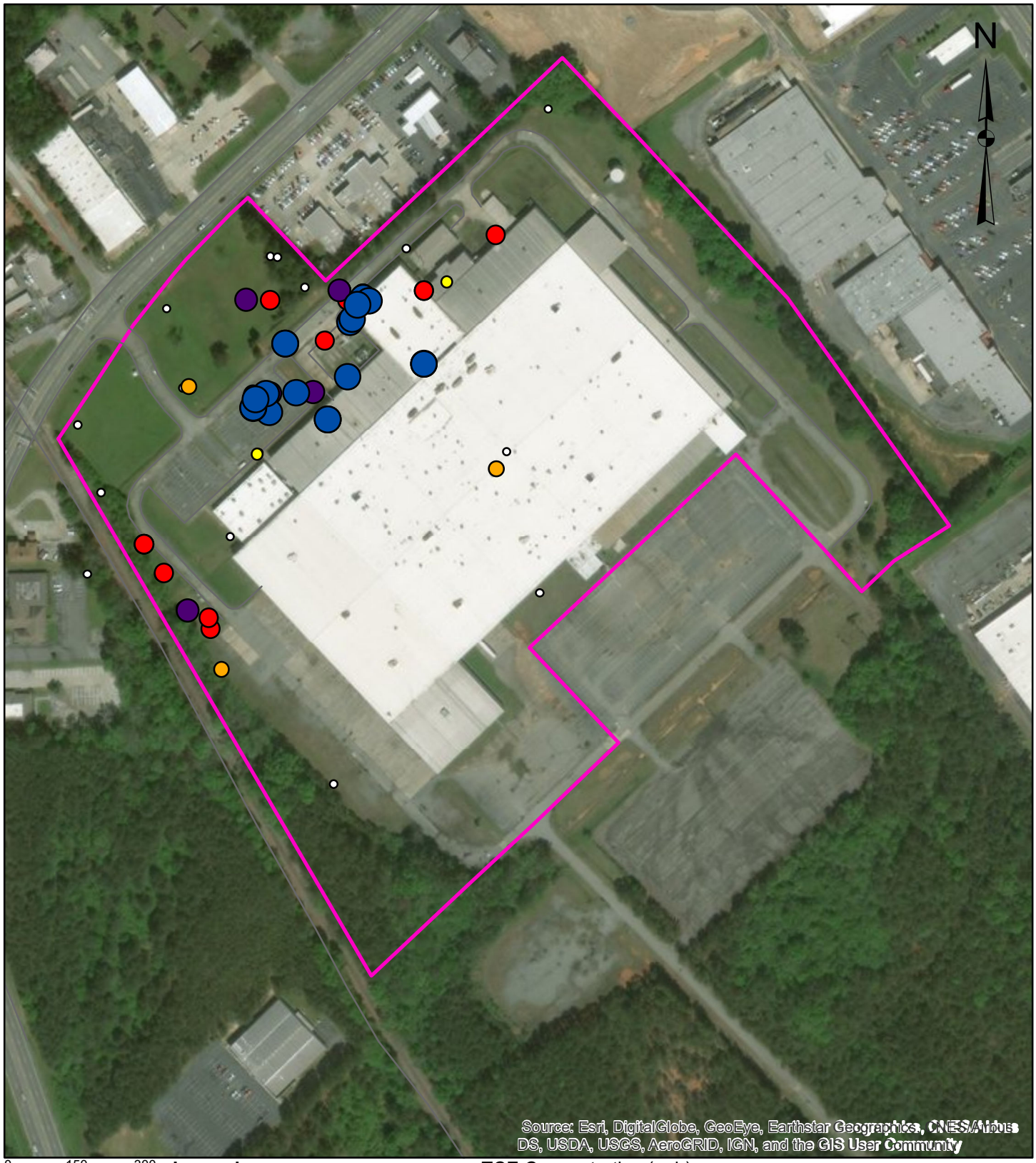

Maximum TCE Concentration in Groundwater (Historical and Recent)

Rheem Manufacturing Company
Milledgeville, Georgia

Environmental Planning Specialists, Inc.

Figure No. 18

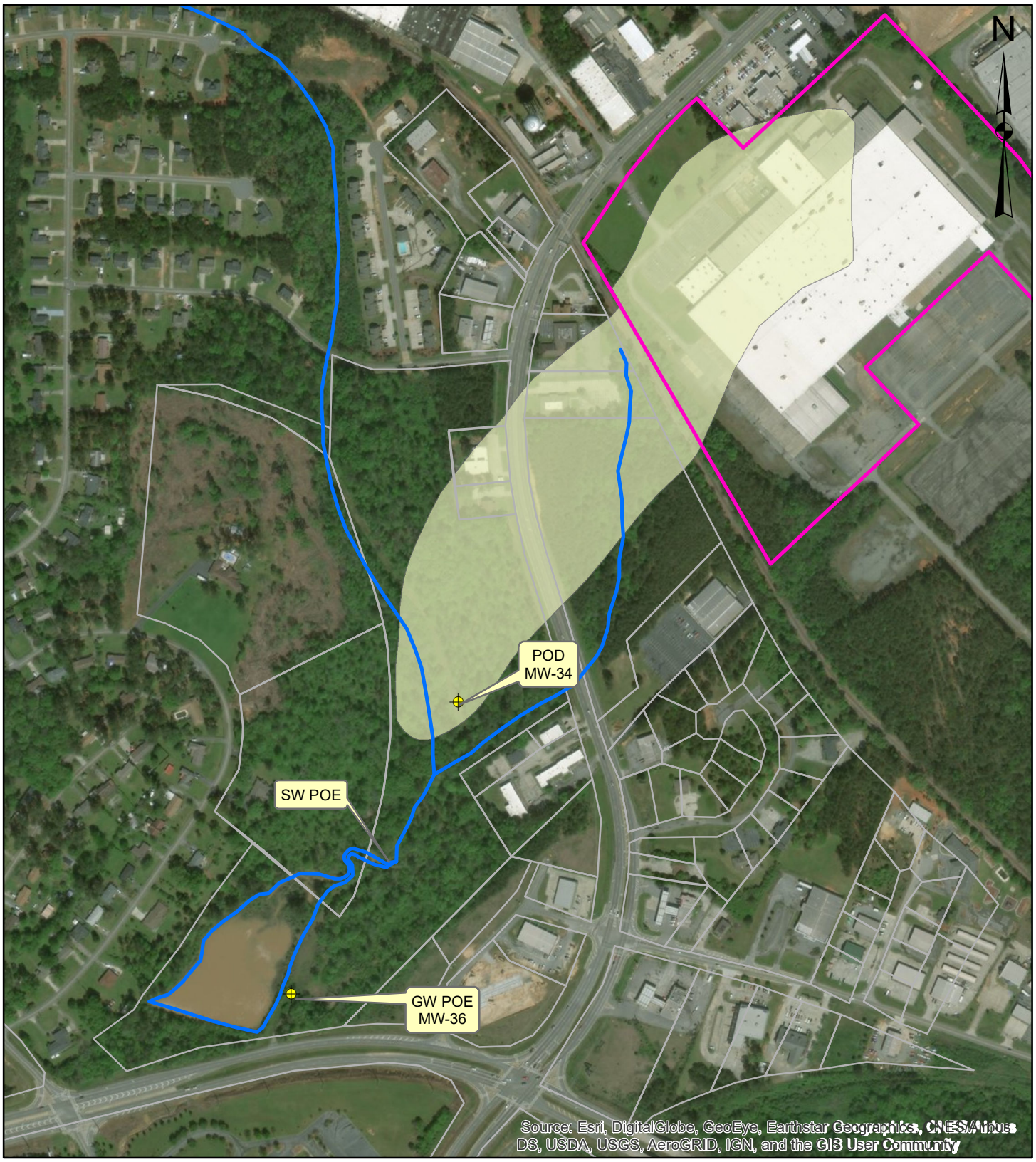

0 250 500
Feet

Legend

- Facility Property Line
- Pond
- TCE Plume
- Intermittent Streams

Groundwater and Surface Water Point of Demonstration and Points of Exposure

Rheem Manufacturing Company
Milledgeville, Georgia

Environmental Planning Specialists, Inc.

Figure No.19

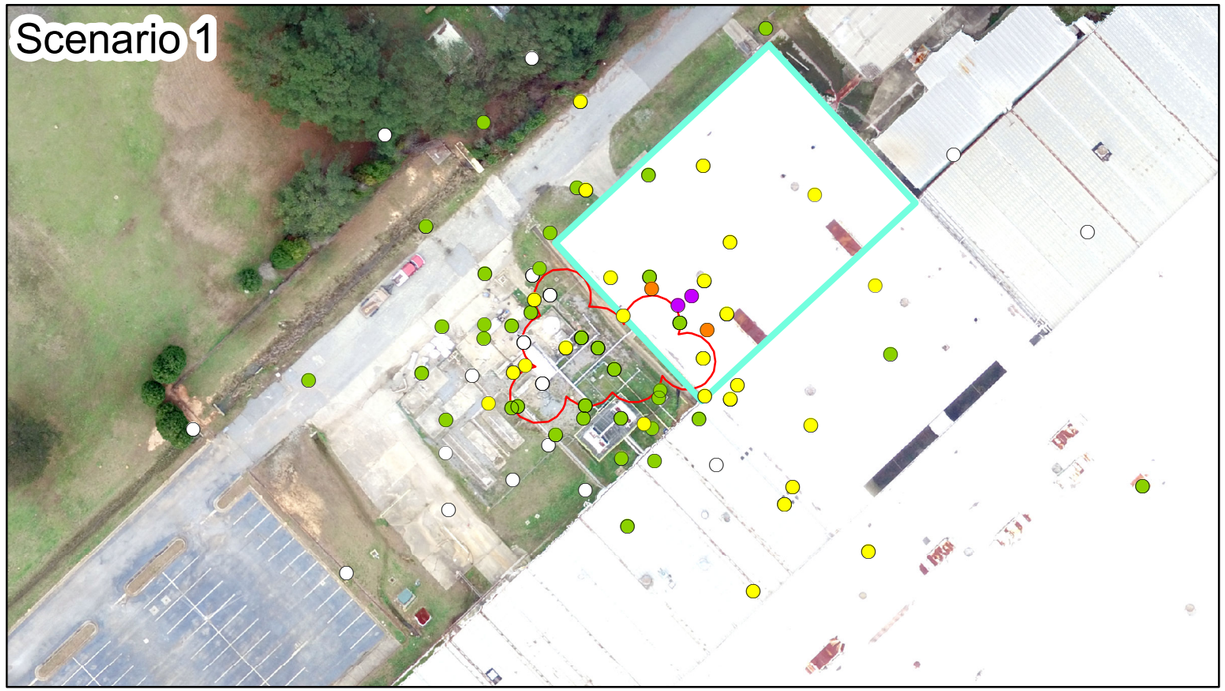





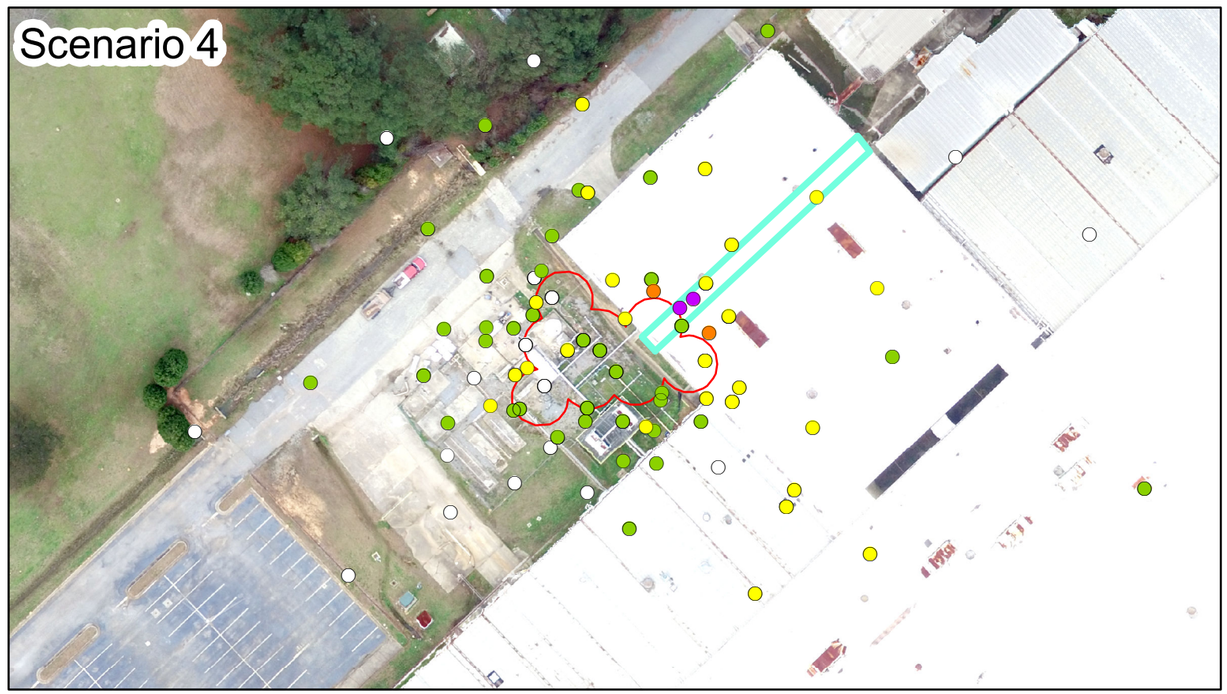

N

0 40 80
Feet

Note: Data within the SVE zone is from April 2018.

TCE in Soil (ppm)

- ND
- <0.5
- 0.5-21
- 21-38
- 38-100000

Exposure Domain

SVE Zone of Influence

Construction Worker Potential Exposure Domains

Rheem Manufacturing Company
Milledgeville, Georgia

Environmental Planning Specialists, Inc.

Figure No. 20





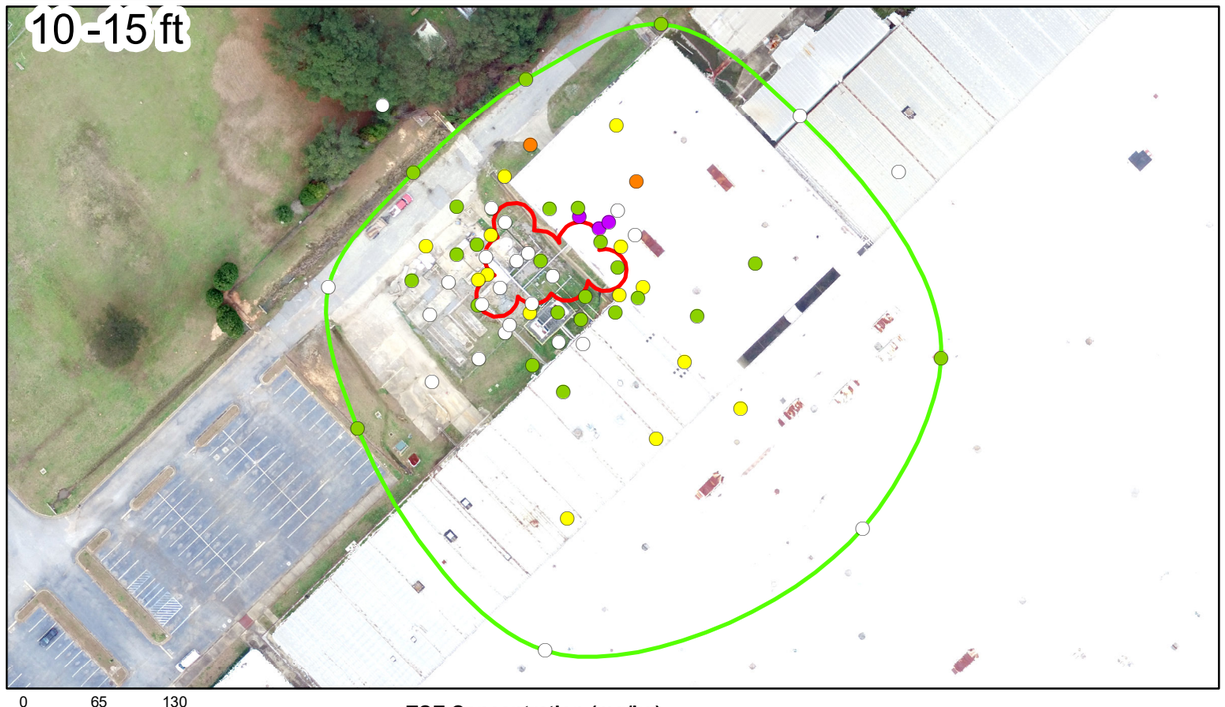

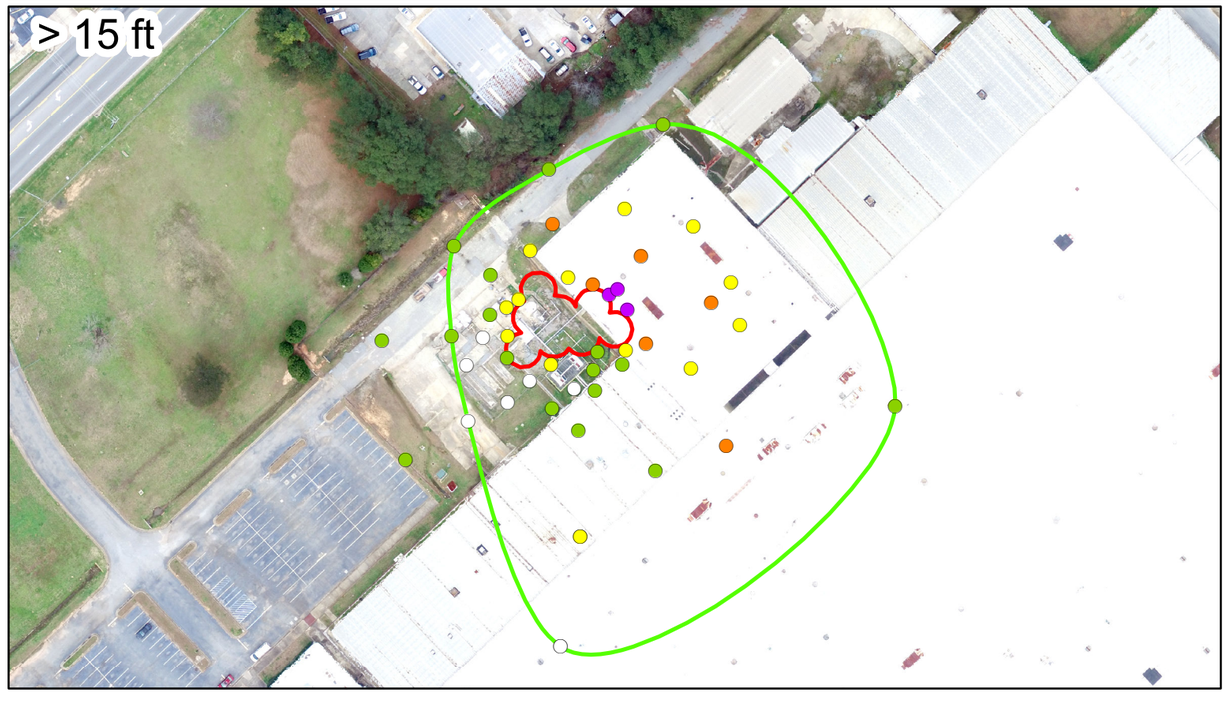

N

0 65 130
Feet

TCE Concentration (mg/kg)

- ND
- ND - 0.5
- 0.5 - 21
- 21 - 38
- > 38

- SVE Zone of Influence
- Delineation Contour (0.5 mg/kg)

Note: Data within the SVE zone is from April 2018.

Soil Delineation

Rheem Manufacturing Company
Milledgeville, Georgia

Environmental Planning Specialists, Inc.

Figure No. 21

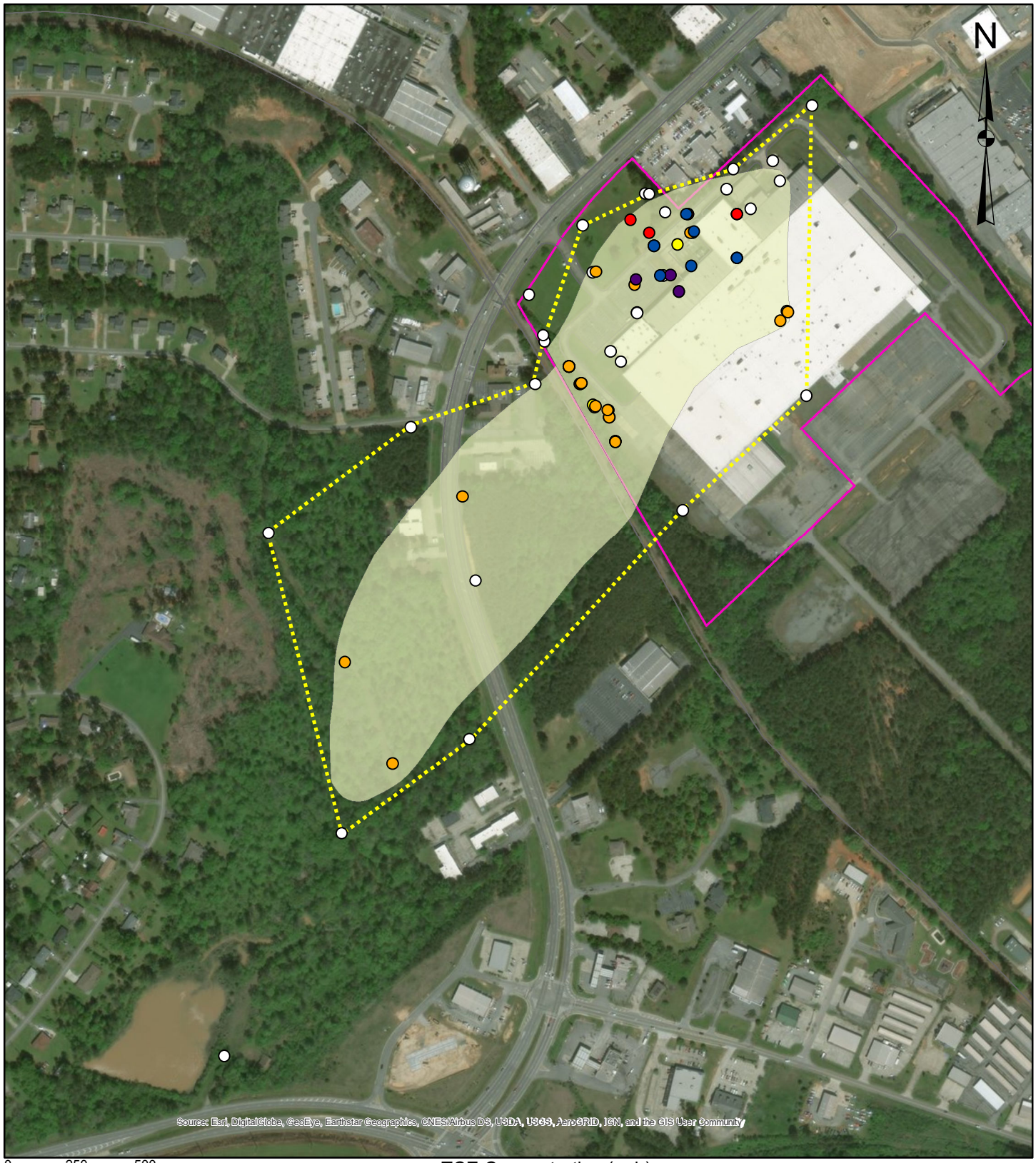

Horizontal Groundwater Delineation (August 2018)

Rheem Manufacturing Company
Milledgeville, Georgia

Environmental Planning Specialists, Inc.

Figure No. 22



0 300 600
Feet

Legend

Property Line

Packer Testing

Boring Location
Sample Depth, ft: TCE µg/L

Discrete Interval Groundwater Sampling (2010-2012)

Rheem Manufacturing Company
Milledgeville, Georgia

Environmental Planning Specialists, Inc.

Figure No. 23A



Groundwater Sampling
in Bedrock
(August 2018)

Rheem Manufacturing Company
Milledgeville, Georgia

Environmental Planning Specialists, Inc.

Figure No. 23B

TABLES

Table 1
Well Construction Details
Rheem Manufacturing Company
Milledgeville, Georgia

Well No.	Total Depth (ft-bgs)	Screened/Open Depth Interval (ft-bgs)	Top of Casing Elevation (ft-amsl)	Screened/Open Depth Elevation (ft-amsl)	Hydrogeologic Setting of Screened Interval	Installation Date
MW-1	44	29 - 44	398.40	369.40- 354.40	Saprolite/PWR	11/02/88
MW-2	39	29 - 39	398.83	369.83 - 359.83	Saprolite/PWR	11/11/88
MW-3	40	30 - 40	399.04	369.04 - 359.04	Saprolite	11/09/88
MW-3A	135.5	125.5 - 135.5	395.69	270.19 - 260.19	Bedrock	09/12/90
MW-3B	209	199 - 209	397.81	198.81 - 188.81	Bedrock	08/01/91
MW-4	24	14 - 24	398.40	384.40 - 374.40	Saprolite	11/08/88
MW-5	86.5	76.5 - 86.5	398.55	322.05 - 312.05	Bedrock	04/27/89
MW-6	125	120 - 125	398.02	278.02 - 273.02	Bedrock	05/18/89
MW-7	50	40 - 50	400.51	360.51 - 350.51	PWR	06/29/89
MW-8	51	41 - 51	396.01	355.01 - 345.01	PWR	06/30/89
MW-9	45	35 - 45	398.14	363.14 - 353.14	PWR	06/29/89
MW-10	43	33 - 43	399.69	366.69 - 356.69	PWR	07/05/89
MW-11	68	58 - 68	396.68	338.68 - 328.68	PWR	11/30/89
MW-12	54	44 - 54	399.31	355.31 - 345.31	PWR	11/20/89
MW-12A	94.5	84.5 - 94.5	399.31	314.81 - 304.81	Bedrock	09/13/90
MW-13	55	45 - 55	401.28	356.28 - 346.28	PWR	11/28/89
MW-14	49	39 - 49	403.89	364.89 - 354.89	PWR	11/21/89
MW-15	41.5	31.5 - 41.5	396.45	364.95 - 354.95	PWR	12/04/89
MW-16	35.5	25.5 - 35.5	396.88	371.38 - 361.38	PWR	12/05/89
MW-17	37	27 - 37	401.01	374.01 - 364.01	Saprolite/PWR	12/06/89
MW-18	17.5	2.5 - 17.5	400.16	397.66 - 382.66	Saprolite	12/06/89
MW-19	36	26 - 36	400.75	374.75 - 364.75	Saprolite/PWR	11/31/89
MW-20	24	9 - 24	393.29	384.29 - 369.29	Saprolite	01/23/90
MW-21	51	41 - 51	394.22	353.22 - 343.22	Saprolite	01/22/90
MW-22	80	70 - 80	397.00	327.00 - 317.00	Saprolite/PWR	06/20/91
MW-23	32	22 - 32	396.96	374.96 - 364.96	Saprolite	06/26/91
MW-24	195	175 - 195	396.82	221.82 - 201.82	Bedrock	06/08/10
MW-25	197	184 - 194	396.45	209.45 - 199.45	Bedrock	06/07/10

EPS

Table 1
Well Construction Details
Rheem Manufacturing Company
Milledgeville, Georgia

Well No.	Total Depth (ft-bgs)	Screened/Open Depth Interval (ft-bgs)	Top of Casing Elevation (ft-amsl)	Screened/Open Depth Elevation (ft-amsl)	Hydrogeologic Setting of Screened Interval	Installation Date
MW-26	131	121 - 131	399.13	278.13 - 268.13	Bedrock	06/09/10
MW-27	168	158 - 168	391.25	233.25 - 223.25	Bedrock	09/21/10
MW-28	100	90 - 100	391.58	301.58 - 291.58	Bedrock	09/23/10
MW-29	62	52 - 62	396.02	344.02 - 334.02	PWR	09/22/10
MW-30	73	63 - 73	404.98	341.98 - 331.98	PWR	09/24/10
MW-31	85	75 - 85	399.83	324.83 - 314.83	Saprolite/PWR/Bedrock	07/11/11
MW-32	87	77 - 87	389.26	312.26 - 302.26	Saprolite/PWR/Bedrock	07/11/11
MW-33	157	137 - 157	392.08	255.08 - 235.08	Bedrock	10/27/11
MW-34	182	172 - 182	352.76	180.76 - 170.76	PWR	07/12/12
MW-35	109	87 - 107	364.16	275.16 - 255.16	PWR	07/15/12
MW-36	62	50 - 60	339.48	287.48 - 277.48	PWR	09/20/12
MW-37S	40	30 - 40	389.69	359.69 - 349.69	PWR	09/21/12
MW-37D	87	77 - 87	389.71	312.71 - 302.71	PWR	09/21/12
MW-38S	40	30 - 40	389.88	359.88 - 349.88	PWR	09/22/12
MW-38D	77	67 - 77	389.82	322.82 - 312.82	PWR	09/22/12
MW-39	40	30 - 40	391.39	361.39 - 351.39	Saprolite	09/22/12
MW-40A	200	185 - 195	388.58	198.58 - 188.58	Bedrock	08/06/13
MW-40B	152*	140 - 150	388.58	246.58 - 236.58	Bedrock	08/06/13
MW-40C	92*	80 - 90	388.57	306.57 - 296.57	Bedrock	08/06/13
MW-40D	72*	60 - 70	388.57	326.57 - 316.57	PWR	08/06/13
MW-40E	42*	30 - 40	388.59	356.59 - 346.59	PWR	08/06/13
MW-41A	200.5	195.5 - 200.5	391.80	196.3 - 191.3	Bedrock	07/28/13
MW-41B	142*	130 - 140	391.81	259.81 - 249.81	Bedrock	07/28/13
MW-41C	102*	90 - 100	391.81	299.81 - 289.81	Bedrock	07/28/13
MW-41D	82*	70 - 80	391.79	319.79 - 309.79	PWR	07/28/13
MW-41E	42*	30 - 40	391.80	359.80 - 349.80	PWR	07/28/13
MW-42A	200	182 - 192	390.96	200.96 - 190.96	Bedrock	08/05/13
MW-42B	174*	162 - 172	390.95	226.95 - 216.95	Bedrock	08/05/13

EPS

Table 1
Well Construction Details
Rheem Manufacturing Company
Milledgeville, Georgia

Well No.	Total Depth (ft-bgs)	Screened/Open Depth Interval (ft-bgs)	Top of Casing Elevation (ft-amsl)	Screened/Open Depth Elevation (ft-amsl)	Hydrogeologic Setting of Screened Interval	Installation Date
MW-42C	112*	100 - 110	390.91	288.91 - 278.91	Bedrock	08/05/13
MW-42D	85	75 - 85	390.92	315.92 - 305.92	PWR/Bedrock	08/06/13
MW-42E	42*	30 - 40	390.95	358.95 - 348.95	Saprolite/PWR	08/06/13
MW-43	112	97 - 107	392.91	290.91 - 280.91	PWR	08/10/13
MW-44	90	65 - 75	361.74	281.74 - 271.74	Bedrock	08/10/13
MW-45	95	85 - 95	393.98	308.98 - 298.98	PWR	12/17/13
MW-46	52	32 - 52	359.01	327.01 - 307.01	PWR	07/24/14
MW-47	94	74 - 94	347.98	273.98 - 253.98	PWR	07/25/14
MW-48A	98	78-98	NM	N/A	Bedrock	01/21/15
MW-48B	73*	62-72	NM	N/A	Bedrock	01/21/15
MW-48C	46*	35-45	NM	N/A	PWR	01/21/15
MW-49A	88	78-88	NM	N/A	Bedrock	01/22/15
MW-49B	69*	58-68	NM	N/A	PWR/Bedrock	01/22/15
MW-49C	41*	30-40	NM	N/A	Saprolite/PWR	01/22/15
MW-50A	138	123-138	NM	N/A	Bedrock	01/24/15
MW-50B	115*	104-114	NM	N/A	PWR/Bedrock	01/24/15
MW-50C	81*	70-80	NM	N/A	PWR	01/24/15
MW-51A	109	99-109	NM	N/A	Bedrock	01/26/15
MW-51B	95*	84-94	NM	N/A	PWR	01/26/15
MW-51C	61*	50-60	NM	N/A	PWR	01/26/15
MW-52A	144	125-135	NM	N/A	Bedrock	01/28/15
MW-52B	91*	80-90	NM	N/A	Bedrock	01/28/15
MW-52C	51*	40-50	NM	N/A	PWR	01/28/15
MW-53A	137	127-137	NM	N/A	Bedrock	01/30/15
MW-53B	121*	110-120	NM	N/A	Bedrock	01/30/15
MW-53C	81*	70-80	NM	N/A	PWR/Bedrock	01/30/15
MW-54	142	130-140	389.92	257.92 - 247.92	PWR	01/29/16
PZ-1	40	20 - 40	395.71	375.71 - 355.71	Saprolite	04/27/89

EPS

Table 1
Well Construction Details
Rheem Manufacturing Company
Milledgeville, Georgia

Well No.	Total Depth (ft-bgs)	Screened/Open Depth Interval (ft-bgs)	Top of Casing Elevation (ft-amsl)	Screened/Open Depth Elevation (ft-amsl)	Hydrogeologic Setting of Screened Interval	Installation Date
PZ-2 **	N/A	N/A	400.13	N/A	Saprolite	01/99 (1)
PZ-3	54	44 - 54	396.00	352.00 - 342.00	PWR	06/12/91
PZ-4	27.5	17.5 - 27.5	396.01	378.51 - 368.51	Saprolite	06/12/91
PZ-5	56	46 - 56	398.55	352.55 - 342.55	Saprolite	06/13/91
PZ-6	28	18 - 28	398.43	380.43 - 370.43	Saprolite	06/13/91
PZ-7	63	53 - 63	394.95	341.95 - 331.95	PWR	06/14/91
PZ-8	27	17 - 27	395.16	378.16 - 368.16	Saprolite	06/14/91
RW-1 ***	85	15 - 85	398.06	383.06 - 313.06	Saprolite/PWR	01/99 (2)
RW-2	90	20 - 90	399.25	379.25 - 309.25	Saprolite/PWR	06/30/91
RW-3	181	36 - 181	397.35	361.35 - 316.35	Saprolite/PWR/Bedrock	08/15/91
RW-4	73	28 - 73	398.10	370.10 - 325.10	Saprolite/PWR/Bedrock	07/26/91
ART-1	106	6-66, 76-106	394.05	388.05-328.05, 318.05-288.05	Saprolite/PWR/Bedrock	09/23/12
ART-2	105	10-55, 65-105	393.64	383.64-338.64, 328.64-288.64	Saprolite/PWR/Bedrock	09/24/12
ART-3	125	12-72, 82-102, 105-125	394.84	382.84-322.84, 312.84-292.84, 289.84-269.84	Saprolite/PWR/Bedrock	07/23/13
ART-4	120	12-67, 77-97, 100-120	393.71	381.71-326.71, 316.71-296.71, 293.71-273.91	Saprolite/PWR/Bedrock	07/25/13
ART-5	120	12-67, 77-97, 100-120	393.56	381.56-326.56, 316.56-296.56, 293.56-273.56	Saprolite/PWR/Bedrock	07/28/13
ART-6	125	15-95, 105-125	396.29	381.29-301.29, 291.29-271.29	Saprolite/PWR/Bedrock	02/19/16
ART-7	120	10-90, 100-120	395.49	385.92-305.92, 295.92-275.92	Saprolite/PWR	02/22/16
ART-8	120	10-90, 100-120	395.92	385.49-305.49, 295.49-275.50	Saprolite/PWR	02/25/16
IW-1	88*	38-48, 53-68, 73-88	NM	N/A	Saprolite/PWR/Bedrock	10/04/16
IW-2	106*	31-46, 51-66, 71-86, 91-106	NM	N/A	Saprolite/PWR/Bedrock	10/06/16
IW-3	116*	29-39, 44-54, 59-74, 79-94, 100-115	NM	N/A	Saprolite/PWR/Bedrock	10/08/16
IW-4	116*	20-35, 40-55, 60-75, 80-95, 100-115	NM	N/A	Saprolite/PWR/Bedrock	10/09/16

EPS

Table 1
Well Construction Details
Rheem Manufacturing Company
Milledgeville, Georgia

Well No.	Total Depth (ft-bgs)	Screened/Open Depth Interval (ft-bgs)	Top of Casing Elevation (ft-amsl)	Screened/Open Depth Elevation (ft-amsl)	Hydrogeologic Setting of Screened Interval	Installation Date
IW-5	118*	23-38, 43-58, 63-78, 83-98, 103-118	NM	N/A	Saprolite/PWR/Bedrock	10/11/16
IW-6	70	30-45, 55-70	NM	N/A	Saprolite/PWR	10/10/2017
IW-7	80	50-80	NM	N/A	Saprolite/PWR	10/12/2017
IW-8	104	29-74, 84-104	NM	N/A	Saprolite/PWR	10/11/2017
IW-9	120	50-75, 85-120	NM	N/A	Saprolite/PWR/Bedrock	10/14/2017
IW-10	115	45-75, 85-115	NM	N/A	Saprolite/PWR	10/16/2017
IW-11	125	50-80, 90-125	NM	N/A	PWR	10/15/2017
IW-12	120	50-80, 90-120	NM	N/A	Saprolite/PWR	10/15/2017
IW-13	98	48-68, 78-98	NM	N/A	Saprolite/PWR	11/11/2017
IW-14	105	50-70, 80-105	NM	N/A	Saprolite/PWR	11/9/2017
IW-15	99	49-59, 69-99	NM	N/A	Saprolite/PWR/Bedrock	11/11/2017
IW-16	108	53-83, 93-108	NM	N/A	Saprolite/PWR	11/12/2017
IW-17	90	50-90	NM	N/A	PWR	11/9/2017
IW-18	83	48-83	NM	N/A	PWR	10/11/2017
IW-19	80	50-80	NM	N/A	Saprolite/PWR	10/25/2017
IW-20	85	50-85	NM	N/A	Saprolite/PWR	10/25/2017
IW-21	80	50-80	NM	N/A	Saprolite/PWR	11/6/2017
IW-22	120	50-65, 75-120	NM	N/A	Saprolite/PWR	10/13/2017
IW-23	105	50-65, 75-105	NM	N/A	Saprolite/PWR	10/16/2017
IW-24	80	50-80	NM	N/A	PWR	11/7/2017
IW-25	80	50-80	NM	N/A	Saprolite/PWR	11/7/2017
IW-26	82	47-82	NM	N/A	PWR	11/6/2017
IW-27	77	42-77	NM	N/A	Saprolite/PWR	10/26/2017
IW-28	80	40-80	NM	N/A	Saprolite/Bedrock	11/8/2017
IW-29	90	40-60, 70-90	NM	N/A	Saprolite/PWR	11/1/2017
IW-30	90	40-55, 65-90	NM	N/A	Saprolite/PWR	10/14/2017
IW-31	100	40-65, 75-100	NM	N/A	Saprolite/PWR	10/16/2017

EPS

Table 1
Well Construction Details
Rheem Manufacturing Company
Milledgeville, Georgia

Well No.	Total Depth (ft-bgs)	Screened/Open Depth Interval (ft-bgs)	Top of Casing Elevation (ft-amsl)	Screened/Open Depth Elevation (ft-amsl)	Hydrogeologic Setting of Screened Interval	Installation Date
IW-32	90	40-60, 70-90	NM	N/A	Saprolite/PWR	10/30/2017
IW-33	80	25-40, 50-80	NM	N/A	Saprolite/PWR	11/7/2017
IW-34	70	40-70	NM	N/A	Saprolite/PWR	10/31/2017
IW-35	73.5	23-43, 53-73	NM	N/A	Saprolite	10/26/2017
IW-36	75	36-71	NM	N/A	Saprolite	10/28/2017
IW-37	90	30-55, 65-90	NM	N/A	Saprolite/PWR	10/27/2017
IW-38	100	25-60, 70-100	NM	N/A	Saprolite/PWR	10/17/2017
IW-39	100	25-60, 70-100	NM	N/A	Saprolite/PWR	10/17/2017
IW-40	90	30-65, 75-90	NM	N/A	Saprolite/PWR	10/12/2017
IW-41	90	30-60, 70-90	NM	N/A	Saprolite/PWR	10/27/2017
IW-42	70	25-40, 50-70	NM	N/A	Saprolite/PWR	10/27/2017
IW-43	60	25-60	NM	N/A	Saprolite/PWR	11/6/2017
IW-44	80	25-45, 55-80	NM	N/A	Saprolite/PWR	11/10/2017
IW-45	85	27-42, 52-82	NM	N/A	Saprolite/PWR	10/26/2017
IW-46	105	25-65, 75-105	NM	N/A	Saprolite/PWR	10/23/2017
IW-47	115	25-65, 75-115	NM	N/A	Saprolite	10/24/2017
IW-48	90	25-45, 55-90	NM	N/A	Saprolite/PWR	10/30/2017
IW-49	100	25-55, 65-100	NM	N/A	Saprolite/PWR	10/28/2017
IW-50	89	24-44, 54-89	NM	N/A	Saprolite/PWR	10/29/2017
IW-51	90	25-55, 65-90	NM	N/A	Saprolite/PWR	11/10/2017
IW-52	90	25-55, 65-90	NM	N/A	Saprolite/PWR	11/10/2017
IW-53	70	25-40, 50-70	NM	N/A	Saprolite/PWR	11/10/2017
IW-54	100	25-55, 65-100	NM	N/A	Saprolite/PWR	10/29/2017
IW-55	89	23-53, 63-88	NM	N/A	Saprolite/PWR	10/30/2017
IW-56	88	26-46, 56-86	NM	N/A	Saprolite	10/30/2017
IW-57	90	25-50, 60-90	NM	N/A	Saprolite/PWR	10/17/2017
IW-58	90	35-50, 60-90	NM	N/A	Saprolite/PWR	10/24/2017
IW-59	90	25-50, 60-90	NM	N/A	Saprolite/PWR	10/29/2017
IW-60	100	20-50, 60-95	NM	N/A	Saprolite/PWR	10/25/2017
IW-61	100	27-57, 67-97	NM	N/A	Saprolite/PWR	10/28/2017
IW-62	95	25-55, 65-95	NM	N/A	Saprolite/PWR	11/8/2017

Table 1
Well Construction Details
Rheem Manufacturing Company
Milledgeville, Georgia

Well No.	Total Depth (ft-bgs)	Screened/Open Depth Interval (ft-bgs)	Top of Casing Elevation (ft-amsl)	Screened/Open Depth Elevation (ft-amsl)	Hydrogeologic Setting of Screened Interval	Installation Date
IW-63	80	25-50, 60-80	NM	N/A	Saprolite/PWR	11/8/2017
PTW-1	50	35-50	NM	N/A	Saprolite	7/24/2017
PTW-2	50	35-50	NM	N/A	Saprolite	7/24/2017
PTW-3	50	35-50	NM	N/A	Saprolite	7/25/2017
PTW-4	50	35-50	NM	N/A	Saprolite	7/25/2017
PTW-5	55	40-55	NM	N/A	Saprolite/PWR	7/26/2017
PTW-6	56	41-56	NM	N/A	Saprolite/PWR	7/26/2017
PTW-7	60	45-60	NM	N/A	Saprolite/PWR	7/26/2017
PTW-8	46	31-46	NM	N/A	Saprolite	7/26/2017

Notes:

ft-bgs: feet below ground surface

ft-amsl: feet above mean sea level

PWR: partially weathered rock

N/A: Information currently not available

NM: Not Measured

* Depth to bottom of sand pack. Well clusters were installed in single boring.

** The original PZ-2 installation date is unknown. The well was replaced in in 1/99 due to destruction by a run-away trailer from Roberson Mill Road.

*** The original RW-1 was installed in 6/21/89. The well was replaced in 1/99 due to collapse of the well.

EPS

Table 2
Groundwater Sampling Results (August 2018)
Rheem Manufacturing Company
Milledgeville, Georgia

Sample Location	Screened/ Open Depth Interval (ft-bgs)	Hydrogeologic Setting of Screened Interval	Date Sampled	1,1,1-Trichloro-ethane (µg/L)	1,1-Dichloro-ethene (µg/L)	cis-1,2-Dichloro-ethene (µg/L)	Tetrachloro-ethene (µg/L)	trans-1,2-Dichloro-ethene (µg/L)	Trichloro-ethene (µg/L)	Vinyl Chloride (µg/L)
MW-1	28-44	Saptolite/PWR	08/20/18	ND	ND	76	ND	ND	ND	24
MW-2	29 - 39	Saprolite/PWR	08/15/18	ND	ND	ND	ND	ND	250	ND
MW-3	30 - 40	Saprolite	08/09/18	ND	ND	ND	ND	ND	ND	ND
MW-3A	125.5-135.5	Bedrock	08/21/18	ND	ND	ND	ND	ND	73,000	ND
MW-3B	199 - 209	Bedrock	08/16/18	ND	ND	59	ND	ND	2,500	ND
MW-4	15 - 25	Saprolite	08/21/18	ND	ND	ND	ND	ND	32	ND
MW-5	76.5 - 86.5	Bedrock	08/21/18	ND	61	2,600	19	ND	150,000	ND
MW-7	40 - 50	PWR	08/15/18	ND	ND	5.6	ND	ND	720	ND
MW-9	35-46	PWR	08/17/18	ND	8.4	2,000	ND	ND	11,000	36
MW-10	33 - 43	PWR	08/09/18	5.3	12	ND	17	ND	ND	ND
MW-11	58 - 68	PWR	08/07/18	ND	ND	ND	ND	ND	ND	ND
MW-12	44 - 54	PWR	08/15/18	ND	ND	14	ND	ND	91	ND
MW-12A	84.5 - 94.5	Bedrock	08/07/18	ND	ND	ND	ND	ND	ND	ND
MW-13	45 - 55	PWR	08/06/18	ND	ND	ND	ND	ND	ND	ND
MW-14	39 - 49	PWR	08/06/18	ND	ND	ND	ND	ND	ND	ND
MW-15	31.5 - 41.5	PWR	08/09/18	ND	ND	ND	ND	ND	ND	ND
MW-16	25.5 - 35.5	PWR	08/09/18	ND	ND	ND	ND	ND	ND	ND
MW-17	27 - 37	Saprolite/PWR	08/15/18	ND	ND	ND	ND	ND	ND	ND
MW-18	2.5 - 17.5	Saprolite	08/08/18	ND	ND	ND	ND	ND	ND	ND
MW-19	26 - 36	Saprolite/PWR	08/08/18	ND	ND	ND	ND	ND	ND	ND
MW-20	9 - 24	Saprolite	08/07/18	ND	ND	ND	ND	ND	ND	ND
MW-21	41 - 51	Saprolite	08/07/18	ND	ND	ND	ND	ND	ND	ND
MW-22	60 - 70	Saprolite/PWR	08/09/18	ND	ND	ND	ND	ND	ND	ND
MW-23	15 - 25	Saprolite	08/09/18	ND	ND	ND	ND	ND	81	ND
MW-24	175 - 195	Bedrock	08/09/18	ND	ND	ND	ND	ND	37	ND
MW-25	184 - 194	Bedrock	08/10/18	ND	ND	ND	ND	ND	ND	ND
MW-26	121 - 131	Bedrock	08/10/18	ND	ND	ND	ND	ND	ND	ND
MW-27	158 - 168	Bedrock	08/13/18	ND	ND	ND	ND	ND	9.7	5.2
MW-28	90 - 100	Bedrock	08/15/18	ND	ND	ND	ND	ND	99	ND

EPS

Table 2
Groundwater Sampling Results (August 2018)
Rheem Manufacturing Company
Milledgeville, Georgia

Sample Location	Screened/ Open Depth Interval (ft-bgs)	Hydrogeologic Setting of Screened Interval	Date Sampled	1,1,1-Trichloro-ethane (µg/L)	1,1-Dichloro-ethene (µg/L)	cis-1,2-Dichloro-ethene (µg/L)	Tetrachloro-ethene (µg/L)	trans-1,2-Dichloro-ethene (µg/L)	Trichloro-ethene (µg/L)	Vinyl Chloride (µg/L)
MW-29	52 - 62	PWR	08/09/18	ND	ND	ND	ND	ND	ND	ND
MW-30	65 - 75	PWR	08/06/18	ND	ND	ND	ND	ND	ND	ND
MW-31	75 - 85	Saprolite/PWR/Bedrock	08/07/18	ND	ND	ND	ND	ND	ND	ND
MW-32	77 - 87	Saprolite/PWR/Bedrock	08/07/18	ND	ND	ND	ND	ND	ND	ND
MW-33	137 - 157	Fractured Rock	08/14/18	ND	ND	ND	ND	ND	ND	6.6
MW-34	172 - 182	PWR	08/14/18	ND	ND	ND	ND	ND	54	ND
MW-35	87 - 107	PWR	08/14/18	ND	ND	ND	ND	ND	ND	ND
MW-36	50 - 60	PWR	08/14/18	ND	ND	ND	ND	ND	ND	ND
MW-37D	77 - 87	PWR	08/13/18	ND	ND	ND	ND	ND	82	ND
MW-37S	30 - 40	PWR	08/06/18	ND	ND	ND	ND	ND	ND	ND
MW-38D	67 - 77	PWR	08/13/18	ND	ND	ND	ND	ND	78	ND
MW-38S	30 - 40	PWR	08/06/18	ND	ND	ND	ND	ND	ND	ND
MW-39	30 - 40	Saprolite	08/07/18	ND	ND	ND	ND	ND	ND	ND
MW-40A	185 - 195	Bedrock	08/08/18	ND	ND	ND	ND	ND	ND	ND
MW-40B	140 - 150	Bedrock	08/08/18	ND	ND	ND	ND	ND	61	ND
MW-40C	80 - 90	Bedrock	08/10/18	ND	ND	ND	ND	ND	14	ND
MW-40D	60 - 70	PWR	08/08/18	ND	ND	ND	ND	ND	79	ND
MW-40E	30 - 40	PWR	08/08/18	ND	ND	ND	ND	ND	ND	ND
MW-41A	195.5 - 200.5	Bedrock	08/07/18	ND	ND	ND	ND	ND	ND	ND
MW-41B	130 - 140	Bedrock	08/07/18	ND	ND	ND	ND	ND	ND	ND
MW-41C	90 - 100	Bedrock	08/13/18	ND	ND	9.8	ND	ND	24	ND
MW-41D	70 - 80	PWR	08/13/18	ND	ND	ND	ND	ND	36	ND
MW-41E	30 - 40	PWR	08/07/18	ND	ND	ND	ND	ND	ND	ND
MW-42A	182 - 192	Bedrock	08/08/18	ND	ND	ND	ND	ND	ND	ND
MW-42B	162 - 172	Bedrock	08/08/18	ND	ND	ND	ND	ND	ND	ND
MW-42C	100 - 110	Bedrock	08/08/18	ND	ND	ND	ND	ND	21	5.4
MW-42D	75 - 85	PWR/Bedrock	08/15/18	ND	ND	13	ND	ND	99	ND
MW-42E	30 - 40	Saprolite/PWR	08/10/18	ND	ND	ND	ND	ND	21	ND
MW-43	97 - 107	PWR	08/14/18	ND	ND	6.6	ND	ND	72	ND

EPS

Table 2
Groundwater Sampling Results (August 2018)
Rheem Manufacturing Company
Milledgeville, Georgia

Sample Location	Screened/ Open Depth Interval (ft-bgs)	Hydrogeologic Setting of Screened Interval	Date Sampled	1,1,1-Trichloro-ethane (µg/L)	1,1-Dichloro-ethene (µg/L)	cis-1,2-Dichloro-ethene (µg/L)	Tetrachloro-ethene (µg/L)	trans-1,2-Dichloro-ethene (µg/L)	Trichloro-ethene (µg/L)	Vinyl Chloride (µg/L)
MW-44	65 - 75	Bedrock	08/14/18	ND	ND	ND	ND	ND	ND	ND
MW-45	85 - 95	PWR	08/14/18	ND	ND	ND	ND	ND	ND	ND
MW-46	32 - 52	PWR	08/14/18	ND	ND	ND	ND	ND	23	ND
MW-47	74 - 94	PWR	08/14/18	ND	ND	ND	ND	ND	ND	ND
MW-48B	62 - 72	Bedrock	08/20/18	ND	ND	11,000	ND	ND	83	3,900
MW-49A	78 - 88	Bedrock	08/20/18	ND	ND	27,000	ND	ND	12,000	6,800
MW-49B	58 - 68	PWR/Bedrock	08/20/18	ND	ND	920	ND	26	570	320
MW-50A	123 - 138	Bedrock	08/16/18	ND	11	3,500	ND	ND	1,500	ND
MW-50B	104 - 114	PWR/Bedrock	08/16/18	ND	24	20,000	ND	39	1,700	2,800
MW-51A	99 - 109	Bedrock	08/17/18	110	76	15,000	19	ND	ND	ND
MW-51B	84 - 94	PWR	08/20/18	ND	ND	28,000	ND	ND	270,000	ND
MW-51C	50 - 60	PWR	08/20/18	ND	ND	ND	ND	ND	49,000	ND
MW-52A	125 - 135	Bedrock	08/15/18	ND	ND	71	ND	ND	540	ND
MW-52B	80 - 90	Bedrock	08/15/18	ND	ND	29	ND	ND	340	ND
MW-52C	40 - 50	PWR	08/13/18	ND	160	9,500	160	18	79	12
MW-53A	127 - 137	Bedrock	08/09/18	ND	ND	ND	ND	ND	ND	ND
MW-53B	110 - 120	Bedrock	08/13/18	ND	ND	ND	ND	ND	ND	ND
MW-53C	70 - 80	PWR/Bedrock	08/15/18	ND	38	80	30	ND	470	ND
MW-54	130 - 140	PWR	08/14/18	ND	ND	ND	ND	ND	ND	ND
PZ-1	20 - 40	Saprolite	08/16/18	0.0	ND	43	ND	ND	10	ND
PZ-3	40 - 50	PWR	08/16/18	0.0	ND	ND	ND	ND	ND	ND
PZ-4	22.5 - 27.5	Saprolite	08/21/18	0.0	ND	ND	ND	ND	ND	ND
PZ-5	46 - 56	Saprolite	08/21/18	0.0	8.8	4,400	22	ND	69,000	2.9
PZ-7	53 - 63	PWR	08/17/18	0.0	32	12,000	ND	34	1,300	5,200

Notes:

ft-bgs: feet below ground surface

µg/L: micrograms per liter

ND: Not Detected

EPS

Table 3
Soil Sampling Results
Rheem Manufacturing Company
Milledgeville, Georgia

Location	Date Sampled	Sample Depth (ft-bgs)	1,1,1-Trichloroethane	1,1-Dichloroethene	2-Butanone (MEK)	Acetone	Carbon tetrachloride	Chloroform	cis-1,2-Dichloroethene	Dichlorobromomethane	Dichloromethane (Methylene chloride)	Ethyl benzene	m&p-Xylene	o-Xylene	Tetrachloroethene	Toluene	trans-1,2-Dichloroethene	Trichloroethene	Fraction Organic Carbon
Non-Residential RRS			**96**	**3.8**	**200**	**400**	**0.5**	**8**	**7**	**8**	**2.3**	**70**	**20**	**20**	**0.89**	**100**	**13**	**0.5**	**N/A**
Ind. Worker Type 4			**--**	**--**	**--**	**--**	**--**	**--**	**--**	**--**	**--**	**--**	**--**	**--**	**--**	**--**	**--**	**21**	**--**
Const. Worker Type 4			**--**	**--**	**--**	**--**	**--**	**--**	**--**	**--**	**--**	**--**	**--**	**--**	**--**	**--**	**--**	**38**	**--**
HA-1	11/04/08	0.5	--	--	--	--	--	--	--	--	--	--	--	--	--	--	--	<0	--
HA-1	11/04/08	4	--	--	--	--	--	--	--	--	--	--	--	--	--	--	--	**0.0161**	--
HA-2	11/04/08	0.5	--	--	--	--	--	--	--	--	--	--	--	--	--	--	--	<0.00426	--
HA-2	11/04/08	4	--	--	--	--	--	--	--	--	--	--	--	--	--	--	--	<0.00587	--
HA-3	11/04/08	0.5	--	--	--	--	--	--	--	--	--	--	--	--	--	--	--	<0.00359	--
HA-3	11/04/08	4	--	--	--	--	--	--	--	--	--	--	--	--	--	--	--	<0.00336	--
SB-1	09/15/08	5	--	--	--	--	--	--	--	--	--	--	--	--	--	--	--	<0	--
SB-1	09/15/08	9	--	--	--	--	--	--	--	--	--	--	--	--	--	--	--	**0.00977**	--
SB-1	09/15/08	12	--	--	--	--	--	--	--	--	--	--	--	--	--	--	--	**0.839**	--
SB-1	09/15/08	20	--	--	--	--	--	--	--	--	--	--	--	--	--	--	--	**8.64**	--
SB-2	09/15/08	4	--	--	--	--	--	--	--	--	--	--	--	--	--	--	--	**0.0633**	--
SB-2	09/15/08	8	--	--	--	--	--	--	--	--	--	--	--	--	--	--	--	**0.0658**	--
SB-2	09/15/08	12	--	--	--	--	--	--	--	--	--	--	--	--	--	--	--	**0.0837**	--
SB-2	09/15/08	18	--	--	--	--	--	--	--	--	--	--	--	--	--	--	--	**0.00858**	--
SB-3	09/15/08	4	--	--	--	--	--	--	--	--	--	--	--	--	--	--	--	**0.0197**	--
SB-3	09/15/08	8	--	--	--	--	--	--	--	--	--	--	--	--	--	--	--	**0.016**	--
SB-3	09/15/08	14	--	--	--	--	--	--	--	--	--	--	--	--	--	--	--	**0.325**	--
SB-3	09/15/08	18	--	--	--	--	--	--	--	--	--	--	--	--	--	--	--	**0.0703**	--
SB-4	09/15/08	4	--	--	--	--	--	--	--	--	--	--	--	--	--	--	--	**0.023**	--
SB-4	09/15/08	10	--	--	--	--	--	--	--	--	--	--	--	--	--	--	--	**0.00936**	--
SB-4	09/15/08	14	--	--	--	--	--	--	--	--	--	--	--	--	--	--	--	**0.00953**	--
SB-4	09/15/08	18	--	--	--	--	--	--	--	--	--	--	--	--	--	--	--	**0.0123**	--
SB-5	09/15/08	4	--	--	--	--	--	--	--	--	--	--	--	--	--	--	--	**0.0107**	--
SB-5	09/15/08	10	--	--	--	--	--	--	--	--	--	--	--	--	--	--	--	<0.00441	--
SB-5	09/15/08	14	--	--	--	--	--	--	--	--	--	--	--	--	--	--	--	<0.00471	--
SB-5	09/15/08	20	--	--	--	--	--	--	--	--	--	--	--	--	--	--	--	**0.0175**	--
SB-6	09/15/08	4	--	--	--	--	--	--	--	--	--	--	--	--	--	--	--	**0.821**	--
SB-6	09/15/08	8	--	--	--	--	--	--	--	--	--	--	--	--	--	--	--	**0.326**	--
SB-6	09/15/08	12	--	--	--	--	--	--	--	--	--	--	--	--	--	--	--	**0.167**	--
SB-6	09/15/08	20	--	--	--	--	--	--	--	--	--	--	--	--	--	--	--	**6.04**	--

Table 3
Soil Sampling Results
Rheem Manufacturing Company
Milledgeville, Georgia

Location	Date Sampled	Sample Depth (ft-bgs)	1,1,1-Trichloroethane	1,1-Dichloroethene	2-Butanone (MEK)	Acetone	Carbon tetrachloride	Chloroform	cis-1,2-Dichloroethene	Dichlorobromomethane	Dichloromethane (Methylene chloride)	Ethyl benzene	m&p-Xylene	o-Xylene	Tetrachloroethene	Toluene	trans-1,2-Dichloroethene	Trichloroethene	Fraction Organic Carbon
Non-Residential RRS			**96**	**3.8**	**200**	**400**	**0.5**	**8**	**7**	**8**	**2.3**	**70**	**20**	**20**	**0.89**	**100**	**13**	**0.5**	**N/A**
Ind. Worker Type 4			--	--	--	--	--	--	--	--	--	--	--	--	--	--	--	**21**	--
Const. Worker Type 4			--	--	--	--	--	--	--	--	--	--	--	--	--	--	--	**38**	--
SB-7*	09/16/08	4	--	--	--	--	--	--	--	--	--	--	--	--	--	--	--	**19.3**	--
SB-7*	09/16/08	10	--	--	--	--	--	--	--	--	--	--	--	--	--	--	--	**19**	--
SB-7*	09/16/08	14	--	--	--	--	--	--	--	--	--	--	--	--	--	--	--	**14.7**	--
SB-7*	09/16/08	20	--	--	--	--	--	--	--	--	--	--	--	--	--	--	--	**104**	--
SB-7*	11/30/09	14	--	--	--	--	--	--	--	--	--	--	--	--	--	--	--	**130**	--
SB-7*	11/30/09	20	--	--	--	--	--	--	--	--	--	--	--	--	--	--	--	**260**	--
SB-8	09/16/08	4	--	--	--	--	--	--	--	--	--	--	--	--	--	--	--	**5.52**	--
SB-8	09/16/08	8	--	--	--	--	--	--	--	--	--	--	--	--	--	--	--	**3.84**	--
SB-8	09/16/08	14	--	--	--	--	--	--	--	--	--	--	--	--	--	--	--	**1.65**	--
SB-8	09/16/08	20	--	--	--	--	--	--	--	--	--	--	--	--	--	--	--	**25.1**	--
SB-9	09/16/08	4	--	--	--	--	--	--	--	--	--	--	--	--	--	--	--	**0.00417**	--
SB-9	09/16/08	10	--	--	--	--	--	--	--	--	--	--	--	--	--	--	--	<0	--
SB-9	09/16/08	12	--	--	--	--	--	--	--	--	--	--	--	--	--	--	--	<0.00351	--
SB-9	09/16/08	18	--	--	--	--	--	--	--	--	--	--	--	--	--	--	--	<0.00426	--
SB-10	09/16/08	4	--	--	--	--	--	--	--	--	--	--	--	--	--	--	--	<0.00335	--
SB-10	09/16/08	6	--	--	--	--	--	--	--	--	--	--	--	--	--	--	--	<0.00325	--
SB-10	09/16/08	12	--	--	--	--	--	--	--	--	--	--	--	--	--	--	--	<0.00422	--
SB-10	09/16/08	18	--	--	--	--	--	--	--	--	--	--	--	--	--	--	--	<0.00407	--
DUP-1	09/16/08	18	--	--	--	--	--	--	--	--	--	--	--	--	--	--	--	<0.00389	--
SB-11	09/16/08	4	--	--	--	--	--	--	--	--	--	--	--	--	--	--	--	**0.011**	--
SB-11	09/16/08	8	--	--	--	--	--	--	--	--	--	--	--	--	--	--	--	**0.053**	--
SB-11	09/16/08	14	--	--	--	--	--	--	--	--	--	--	--	--	--	--	--	**0.0719**	--
SB-11	09/16/08	20	--	--	--	--	--	--	--	--	--	--	--	--	--	--	--	**0.0171**	--
SB-12	09/16/08	4	--	--	--	--	--	--	--	--	--	--	--	--	--	--	--	<0.0039	--
SB-12	09/16/08	6	--	--	--	--	--	--	--	--	--	--	--	--	--	--	--	<0.0046	--
SB-12	09/16/08	14	--	--	--	--	--	--	--	--	--	--	--	--	--	--	--	<0.00426	--
SB-12	09/16/08	18	--	--	--	--	--	--	--	--	--	--	--	--	--	--	--	<0.00811	--

Table 3
Soil Sampling Results
Rheem Manufacturing Company
Milledgeville, Georgia

Location	Date Sampled	Sample Depth (ft-bgs)	1,1,1-Trichloroethane	1,1-Dichloroethene	2-Butanone (MEK)	Acetone	Carbon tetrachloride	Chloroform	cis-1,2-Dichloroethene	Dichlorobromomethane	Dichloromethane (Methylene chloride)	Ethyl benzene	m&p-Xylene	o-Xylene	Tetrachloroethene	Toluene	trans-1,2-Dichloroethene	Trichloroethene	Fraction Organic Carbon
Non-Residential RRS			**96**	**3.8**	**200**	**400**	**0.5**	**8**	**7**	**8**	**2.3**	**70**	**20**	**20**	**0.89**	**100**	**13**	**0.5**	**N/A**
Ind. Worker Type 4			**--**	**--**	**--**	**--**	**--**	**--**	**--**	**--**	**--**	**--**	**--**	**--**	**--**	**--**	**--**	**21**	**--**
Const. Worker Type 4			**--**	**--**	**--**	**--**	**--**	**--**	**--**	**--**	**--**	**--**	**--**	**--**	**--**	**--**	**--**	**38**	**--**
SB-13	09/16/08	4	--	--	--	--	--	--	--	--	--	--	--	--	--	--	--	<0	--
SB-13	09/16/08	8	--	--	--	--	--	--	--	--	--	--	--	--	--	--	--	<0.00363	--
SB-13	09/16/08	12	--	--	--	--	--	--	--	--	--	--	--	--	--	--	--	<0.00399	--
SB-13	09/16/08	20	--	--	--	--	--	--	--	--	--	--	--	--	--	--	--	<0.0039	--
DUP-2	09/16/08	20	--	--	--	--	--	--	--	--	--	--	--	--	--	--	--	<0.00438	--
SB-14	09/16/08	4	--	--	--	--	--	--	--	--	--	--	--	--	--	--	--	**0.007**	--
SB-14	09/16/08	10	--	--	--	--	--	--	--	--	--	--	--	--	--	--	--	**0.00664**	--
SB-14	09/16/08	14	--	--	--	--	--	--	--	--	--	--	--	--	--	--	--	**2.5**	--
SB-14	09/16/08	20	--	--	--	--	--	--	--	--	--	--	--	--	--	--	--	**5.63**	--
SB-15	09/16/08	4	--	--	--	--	--	--	--	--	--	--	--	--	--	--	--	**3.59**	--
SB-15	09/16/08	8	--	--	--	--	--	--	--	--	--	--	--	--	--	--	--	**6.56**	--
SB-15	09/16/08	12	--	--	--	--	--	--	--	--	--	--	--	--	--	--	--	**37**	--
SB-15	09/16/08	20	--	--	--	--	--	--	--	--	--	--	--	--	--	--	--	**29.7**	--
SB-16	09/16/08	4	--	--	--	--	--	--	--	--	--	--	--	--	--	--	--	<0.0032	--
SB-16	09/16/08	8	--	--	--	--	--	--	--	--	--	--	--	--	--	--	--	<0.00443	--
SB-16	09/16/08	12	--	--	--	--	--	--	--	--	--	--	--	--	--	--	--	**0.00593**	--
SB-16	09/16/08	20	--	--	--	--	--	--	--	--	--	--	--	--	--	--	--	**0.0302**	--
SB-17	09/16/08	4	--	--	--	--	--	--	--	--	--	--	--	--	--	--	--	**0.0167**	--
SB-17	09/16/08	8	--	--	--	--	--	--	--	--	--	--	--	--	--	--	--	<0.0041	--
SB-17	09/16/08	12	--	--	--	--	--	--	--	--	--	--	--	--	--	--	--	<0.00403	--
SB-17	09/16/08	20	--	--	--	--	--	--	--	--	--	--	--	--	--	--	--	<0.00405	--
SB-18	09/17/08	4	--	--	--	--	--	--	--	--	--	--	--	--	--	--	--	<0	--
SB-18	09/17/08	6	--	--	--	--	--	--	--	--	--	--	--	--	--	--	--	**0.816**	--
SB-19*	09/17/08	4	--	--	--	--	--	--	--	--	--	--	--	--	--	--	--	**0.112**	--
SB-19*	09/17/08	10	--	--	--	--	--	--	--	--	--	--	--	--	--	--	--	**0.163**	--
SB-19*	09/17/08	14	--	--	--	--	--	--	--	--	--	--	--	--	--	--	--	**0.694**	--
SB-19*	09/17/08	16	--	--	--	--	--	--	--	--	--	--	--	--	--	--	--	**6.06**	--
DUP-3	09/16/08	16	--	--	--	--	--	--	--	--	--	--	--	--	--	--	--	**0.41**	--

Table 3
Soil Sampling Results
Rheem Manufacturing Company
Milledgeville, Georgia

Location	Date Sampled	Sample Depth (ft-bgs)	1,1,1-Trichloroethane	1,1-Dichloroethene	2-Butanone (MEK)	Acetone	Carbon tetrachloride	Chloroform	cis-1,2-Dichloroethene	Dichlorobromomethane	Dichloromethane (Methylene chloride)	Ethyl benzene	m&p-Xylene	o-Xylene	Tetrachloroethene	Toluene	trans-1,2-Dichloroethene	Trichloroethene	Fraction Organic Carbon
Non-Residential RRS			**96**	**3.8**	**200**	**400**	**0.5**	**8**	**7**	**8**	**2.3**	**70**	**20**	**20**	**0.89**	**100**	**13**	**0.5**	**N/A**
Ind. Worker Type 4			**--**	**--**	**--**	**--**	**--**	**--**	**--**	**--**	**--**	**--**	**--**	**--**	**--**	**--**	**--**	**21**	**--**
Const. Worker Type 4			**--**	**--**	**--**	**--**	**--**	**--**	**--**	**--**	**--**	**--**	**--**	**--**	**--**	**--**	**--**	**38**	**--**
SB-20*	09/17/08	4	--	--	--	--	--	--	--	--	--	--	--	--	--	--	--	**0.364**	--
SB-20*	09/17/08	10	--	--	--	--	--	--	--	--	--	--	--	--	--	--	--	**2540**	--
SB-20*	09/17/08	14	--	--	--	--	--	--	--	--	--	--	--	--	--	--	--	**36.6**	--
SB-20*	09/17/08	20	--	--	--	--	--	--	--	--	--	--	--	--	--	--	--	**27.9**	--
SB-21*	09/17/08	4	--	--	--	--	--	--	--	--	--	--	--	--	--	--	--	**0.397**	--
SB-21*	09/17/08	10	--	--	--	--	--	--	--	--	--	--	--	--	--	--	--	**19.4**	--
SB-21*	09/17/08	14	--	--	--	--	--	--	--	--	--	--	--	--	--	--	--	**4320**	--
SB-21*	09/17/08	20	--	--	--	--	--	--	--	--	--	--	--	--	--	--	--	**198**	--
SB-22*	09/17/08	4	--	--	--	--	--	--	--	--	--	--	--	--	--	--	--	**7.28**	--
SB-22*	09/17/08	10	--	--	--	--	--	--	--	--	--	--	--	--	--	--	--	**6960**	--
SB-22*	09/17/08	14	--	--	--	--	--	--	--	--	--	--	--	--	--	--	--	**7600**	--
SB-22*	09/17/08	18	--	--	--	--	--	--	--	--	--	--	--	--	--	--	--	**10500**	--
SB-23	09/17/08	4	--	--	--	--	--	--	--	--	--	--	--	--	--	--	--	**0.264**	--
SB-23	09/17/08	8	--	--	--	--	--	--	--	--	--	--	--	--	--	--	--	<0.00322	--
SB-23	09/17/08	13	--	--	--	--	--	--	--	--	--	--	--	--	--	--	--	**1.17**	--
DUP-4	09/17/08	13	--	--	--	--	--	--	--	--	--	--	--	--	--	--	--	**0.187**	--
SB-24	09/17/08	4	--	--	--	--	--	--	--	--	--	--	--	--	--	--	--	<0.00295	--
SB-24	09/17/08	8	--	--	--	--	--	--	--	--	--	--	--	--	--	--	--	**0.0352**	--
SB-24	09/17/08	14	--	--	--	--	--	--	--	--	--	--	--	--	--	--	--	**0.253**	--
SB-24	09/17/08	20	--	--	--	--	--	--	--	--	--	--	--	--	--	--	--	**0.0818**	--
SB-25*	09/17/08	4	--	--	--	--	--	--	--	--	--	--	--	--	--	--	--	<0	--
SB-25*	09/17/08	8	--	--	--	--	--	--	--	--	--	--	--	--	--	--	--	**0.654**	--
SB-25*	09/17/08	14	--	--	--	--	--	--	--	--	--	--	--	--	--	--	--	**25.2**	--
SB-25*	09/17/08	20	--	--	--	--	--	--	--	--	--	--	--	--	--	--	--	**108**	--
SB-26*	09/17/08	4	--	--	--	--	--	--	--	--	--	--	--	--	--	--	--	**2.25**	--
SB-26*	09/17/08	8	--	--	--	--	--	--	--	--	--	--	--	--	--	--	--	**13.3**	--
DUP-5	09/17/08	8	--	--	--	--	--	--	--	--	--	--	--	--	--	--	--	**3.01**	--
SB-26*	09/17/08	14	--	--	--	--	--	--	--	--	--	--	--	--	--	--	--	**18200**	--
SB-26*	09/17/08	20	--	--	--	--	--	--	--	--	--	--	--	--	--	--	--	**11400**	--

Table 3
Soil Sampling Results
Rheem Manufacturing Company
Milledgeville, Georgia

Location	Date Sampled	Sample Depth (ft-bgs)	1,1,1-Trichloroethane	1,1-Dichloroethene	2-Butanone (MEK)	Acetone	Carbon tetrachloride	Chloroform	cis-1,2-Dichloroethene	Dichlorobromomethane	Dichloromethane (Methylene chloride)	Ethyl benzene	m&p-Xylene	o-Xylene	Tetrachloroethene	Toluene	trans-1,2-Dichloroethene	Trichloroethene	Fraction Organic Carbon
Non-Residential RRS			**96**	**3.8**	**200**	**400**	**0.5**	**8**	**7**	**8**	**2.3**	**70**	**20**	**20**	**0.89**	**100**	**13**	**0.5**	**N/A**
Ind. Worker Type 4			**--**	**--**	**--**	**--**	**--**	**--**	**--**	**--**	**--**	**--**	**--**	**--**	**--**	**--**	**--**	**21**	**--**
Const. Worker Type 4			**--**	**--**	**--**	**--**	**--**	**--**	**--**	**--**	**--**	**--**	**--**	**--**	**--**	**--**	**--**	**38**	**--**
SB-27*	09/17/08	4	--	--	--	--	--	--	--	--	--	--	--	--	--	--	--	**0.682**	--
SB-27*	09/17/08	8	--	--	--	--	--	--	--	--	--	--	--	--	--	--	--	**9.6**	--
SB-27*	09/17/08	14	--	--	--	--	--	--	--	--	--	--	--	--	--	--	--	**8.82**	--
SB-27*	09/17/08	20	--	--	--	--	--	--	--	--	--	--	--	--	--	--	--	**20.2**	--
SB-28	09/17/08	8	--	--	--	--	--	--	--	--	--	--	--	--	--	--	--	**0.0113**	--
SB-28	09/17/08	14	--	--	--	--	--	--	--	--	--	--	--	--	--	--	--	**0.00874**	--
SB-28	09/17/08	20	--	--	--	--	--	--	--	--	--	--	--	--	--	--	--	**0.0592**	--
DUP-6	09/17/08	20	--	--	--	--	--	--	--	--	--	--	--	--	--	--	--	**0.0288**	--
SB-29	09/17/08	4	--	--	--	--	--	--	--	--	--	--	--	--	--	--	--	**0.0288**	--
SB-29	09/17/08	8	--	--	--	--	--	--	--	--	--	--	--	--	--	--	--	**0.243**	--
SB-29	09/17/08	14	--	--	--	--	--	--	--	--	--	--	--	--	--	--	--	**1.98**	--
SB-29	09/17/08	20	--	--	--	--	--	--	--	--	--	--	--	--	--	--	--	**2.81**	--
SB-30	11/30/09	4	--	--	--	--	--	--	--	--	--	--	--	--	--	--	--	**2.6**	--
SB-30	11/30/09	10	--	--	--	--	--	--	--	--	--	--	--	--	--	--	--	**55**	--
SB-30	11/30/09	14	--	--	--	--	--	--	--	--	--	--	--	--	--	--	--	**88**	--
SB-30	11/30/09	18	--	--	--	--	--	--	--	--	--	--	--	--	--	--	--	**100**	--
SB-31*	11/30/09	4	--	--	--	--	--	--	--	--	--	--	--	--	--	--	--	**24**	--
SB-31*	11/30/09	8	--	--	--	--	--	--	--	--	--	--	--	--	--	--	--	**5200**	--
SB-31*	11/30/09	14	--	--	--	--	--	--	--	--	--	--	--	--	--	--	--	**350**	--
SB-31*	11/30/09	18	--	--	--	--	--	--	--	--	--	--	--	--	--	--	--	**140**	--
SB-32*	11/30/09	4	--	--	--	--	--	--	--	--	--	--	--	--	--	--	--	**11**	--
SB-32*	11/30/09	10	--	--	--	--	--	--	--	--	--	--	--	--	--	--	--	**50**	--
SB-32*	11/30/09	14	--	--	--	--	--	--	--	--	--	--	--	--	--	--	--	**60**	--
SB-32*	11/30/09	20	--	--	--	--	--	--	--	--	--	--	--	--	--	--	--	**50**	--
SB-33	11/30/09	4	--	--	--	--	--	--	--	--	--	--	--	--	--	--	--	**29**	--
SB-33	11/30/09	10	--	--	--	--	--	--	--	--	--	--	--	--	--	--	--	**21**	--
SB-33	11/30/09	14	--	--	--	--	--	--	--	--	--	--	--	--	--	--	--	**52**	--
DUP	11/30/09	14	--	--	--	--	--	--	--	--	--	--	--	--	--	--	--	**54**	--
SB-33	11/30/09	18	--	--	--	--	--	--	--	--	--	--	--	--	--	--	--	**35**	--

Table 3
Soil Sampling Results
Rheem Manufacturing Company
Milledgeville, Georgia

Location	Date Sampled	Sample Depth (ft-bgs)	1,1,1-Trichloroethane	1,1-Dichloroethene	2-Butanone (MEK)	Acetone	Carbon tetrachloride	Chloroform	cis-1,2-Dichloroethene	Dichlorobromomethane	Dichloromethane (Methylene chloride)	Ethyl benzene	m&p-Xylene	o-Xylene	Tetrachloroethene	Toluene	trans-1,2-Dichloroethene	Trichloroethene	Fraction Organic Carbon
Non-Residential RRS			**96**	**3.8**	**200**	**400**	**0.5**	**8**	**7**	**8**	**2.3**	**70**	**20**	**20**	**0.89**	**100**	**13**	**0.5**	**N/A**
Ind. Worker Type 4			**--**	**--**	**--**	**--**	**--**	**--**	**--**	**--**	**--**	**--**	**--**	**--**	**--**	**--**	**--**	**21**	**--**
Const. Worker Type 4			**--**	**--**	**--**	**--**	**--**	**--**	**--**	**--**	**--**	**--**	**--**	**--**	**--**	**--**	**--**	**38**	**--**
SB-34	12/01/09	4	--	--	--	--	--	--	--	--	--	--	--	--	--	--	--	**20**	--
SB-34	12/01/09	10	--	--	--	--	--	--	--	--	--	--	--	--	--	--	--	**41**	--
SB-34	12/01/09	14	--	--	--	--	--	--	--	--	--	--	--	--	--	--	--	**62**	--
SB-34	12/01/09	20	--	--	--	--	--	--	--	--	--	--	--	--	--	--	--	**62**	--
SB-35*	12/01/09	14	--	--	--	--	--	--	--	--	--	--	--	--	--	--	--	**820**	**4.1**
SB-35*	12/01/09	18	--	--	--	--	--	--	--	--	--	--	--	--	--	--	--	**150**	**4.4**
SB-36*	12/01/09	12	--	--	--	--	--	--	--	--	--	--	--	--	--	--	--	**74**	**4.4**
SB-36*	12/01/09	20	--	--	--	--	--	--	--	--	--	--	--	--	--	--	--	**720**	**4**
SB-37*	12/01/09	10	--	--	--	--	--	--	--	--	--	--	--	--	--	--	--	**40**	**4.4**
SB-37*	12/01/09	16	--	--	--	--	--	--	--	--	--	--	--	--	--	--	--	**120**	**3.7**
SB-38*	12/01/09	8	--	--	--	--	--	--	--	--	--	--	--	--	--	--	--	**16**	**4**
SB-38*	12/01/09	18	--	--	--	--	--	--	--	--	--	--	--	--	--	--	--	**9700**	**4.6**
SB-39*	12/01/09	10	--	--	--	--	--	--	--	--	--	--	--	--	--	--	--	**17000**	**3**
SB-39*	12/01/09	20	--	--	--	--	--	--	--	--	--	--	--	--	--	--	--	**11**	**2.7**
SB-40*	12/01/09	6	--	--	--	--	--	--	--	--	--	--	--	--	--	--	--	**12**	**2.9**
SB-40*	12/01/09	10	--	--	--	--	--	--	--	--	--	--	--	--	--	--	--	**4.9**	**3.6**
SB-41*	12/01/09	10	--	--	--	--	--	--	--	--	--	--	--	--	--	--	--	**40**	**3.5**
SB-41*	12/01/09	18	--	--	--	--	--	--	--	--	--	--	--	--	--	--	--	**8400**	**2.6**
SB-42*	12/01/09	8	--	--	--	--	--	--	--	--	--	--	--	--	--	--	--	**38**	**4.2**
SB-42*	12/01/09	24	--	--	--	--	--	--	--	--	--	--	--	--	--	--	--	**380**	**3.9**
SB-43	12/01/09	16	--	--	--	--	--	--	--	--	--	--	--	--	--	--	--	**5400**	**3.8**
SB-43	12/01/09	24	--	--	--	--	--	--	--	--	--	--	--	--	--	--	--	**160**	**1.8**
SB-44*	12/02/09	10	--	--	--	--	--	--	--	--	--	--	--	--	--	--	--	**11000**	**2.4**
SB-44*	12/02/09	20	--	--	--	--	--	--	--	--	--	--	--	--	--	--	--	**340**	**2.6**
SB-45*	12/02/09	8	--	--	--	--	--	--	--	--	--	--	--	--	--	--	--	**15000**	**5.2**
SB-45*	12/02/09	20	--	--	--	--	--	--	--	--	--	--	--	--	--	--	--	**7600**	**4.6**
SB-46*	12/02/09	18	--	--	--	--	--	--	--	--	--	--	--	--	--	--	--	**110**	**2.2**
SB-46*	12/02/09	20	--	--	--	--	--	--	--	--	--	--	--	--	--	--	--	**120**	**3.9**
SB-47*	12/02/09	8	--	--	--	--	--	--	--	--	--	--	--	--	--	--	--	**32**	**1.9**
SB-47*	12/02/09	12	--	--	--	--	--	--	--	--	--	--	--	--	--	--	--	**6000**	**4.6**

Table 3
Soil Sampling Results
Rheem Manufacturing Company
Milledgeville, Georgia

Location	Date Sampled	Sample Depth (ft-bgs)	1,1,1-Trichloroethane	1,1-Dichloroethene	2-Butanone (MEK)	Acetone	Carbon tetrachloride	Chloroform	cis-1,2-Dichloroethene	Dichlorobromomethane	Dichloromethane (Methylene chloride)	Ethyl benzene	m&p-Xylene	o-Xylene	Tetrachloroethene	Toluene	trans-1,2-Dichloroethene	Trichloroethene	Fraction Organic Carbon
Non-Residential RRS			**96**	**3.8**	**200**	**400**	**0.5**	**8**	**7**	**8**	**2.3**	**70**	**20**	**20**	**0.89**	**100**	**13**	**0.5**	**N/A**
Ind. Worker Type 4			**--**	**--**	**--**	**--**	**--**	**--**	**--**	**--**	**--**	**--**	**--**	**--**	**--**	**--**	**--**	**21**	**--**
Const. Worker Type 4			**--**	**--**	**--**	**--**	**--**	**--**	**--**	**--**	**--**	**--**	**--**	**--**	**--**	**--**	**--**	**38**	**--**
SB-48*	12/02/09	10	--	--	--	--	--	--	--	--	--	--	--	--	--	--	--	**130**	**2.2**
SB-48*	12/02/09	22	--	--	--	--	--	--	--	--	--	--	--	--	--	--	--	**78000**	**3.3**
SB-49*	12/02/09	16	--	--	--	--	--	--	--	--	--	--	--	--	--	--	--	**17**	**4.8**
SB-49*	12/02/09	20	--	--	--	--	--	--	--	--	--	--	--	--	--	--	--	**55**	**3.1**
SB-50*	12/03/09	4	--	<3.5	--	--	--	--	<3.5	--	--	--	--	--	--	--	<3.5	**24**	--
DUP	12/03/09	4	--	<4.2	--	--	--	--	<4.2	--	--	--	--	--	--	--	<4.2	**32**	--
SB-50*	12/03/09	14	--	<150	--	--	--	--	<150	--	--	--	--	--	--	--	<150	**1200**	--
SB-50*	12/03/09	20	--	<0.0033	--	--	--	--	<0.0033	--	--	--	--	--	--	--	<0.0033	**0.18**	--
SB-51	03/30/10	4	<0.0046	<0.0046	<0.046	<0.092	<0.0046	<0.0046	<0.0046	<0.0046	<0.0046	<0.0046	<0.0092	<0.0046	<0.0046	<0.0046	<0.0046	<0.0046	--
SB-51	03/30/10	10	<0.0059	<0.0059	<0.059	<0.12	<0.0059	<0.0059	<0.0059	<0.0059	<0.0059	<0.0059	<0.012	<0.0059	<0.0059	<0.0059	<0.0059	<0.0059	--
SB-51	03/30/10	15	<0.0054	<0.0054	<0.054	<0.11	<0.0054	<0.0054	<0.0054	<0.0054	<0.0054	<0.0054	<0.011	<0.0054	<0.0054	<0.0054	<0.0054	<0.0054	--
SB-52	03/30/10	2	<0.0048	<0.0048	<0.048	<0.096	<0.0048	0.013	**0.012**	<0.0048	<0.0048	<0.0048	<0.0096	<0.0048	<0.0048	<0.0048	<0.0048	**3.4**	--
SB-52	03/30/10	8	<0.0039	**0.0052**	<0.039	<0.078	<0.0039	0.017	**0.025**	<0.0039	<0.0039	<0.0039	<0.0078	<0.0039	<0.0039	<0.0039	<0.0039	**11**	--
SB-52	03/30/10	14	<0.0059	**0.018**	<0.059	<0.12	<0.0059	0.026	**0.098**	<0.0059	**0.014**	<0.0059	<0.012	<0.0059	<0.0059	<0.0059	<0.0059	**7.2**	--
SB-52	03/30/10	20	**0.011**	**0.027**	<0.033	<0.066	<0.0033	0.013	**0.13**	<0.0033	**0.064**	<0.0033	<0.0066	<0.0033	<0.0033	<0.0033	<0.0033	**38**	--
SB-53	03/30/10	4	<0.0033	<0.0033	<0.033	**0.13**	<0.0033	0.0098	**0.069**	<0.0033	<0.0033	<0.0033	<0.0065	<0.0033	<0.0033	<0.0033	<0.0033	**6**	--
SB-53	03/30/10	8	<0.0032	**0.0039**	<0.032	<0.064	<0.0032	0.011	**0.16**	<0.0032	<0.0032	<0.0032	<0.0064	<0.0032	<0.0032	<0.0032	<0.0032	**2.3**	--
SB-53	03/30/10	12	<0.0041	<0.0041	<0.041	<0.082	<0.0041	<0.0041	**0.044**	<0.0041	<0.0041	<0.0041	<0.0082	<0.0041	<0.0041	<0.0041	<0.0041	**1.8**	--
SB-54	03/30/10	4	<0.0045	<0.0045	<0.045	**0.44**	<0.0045	0.035	**0.14**	<0.0045	<0.0045	<0.0045	<0.0089	<0.0045	0.0073	<0.0045	**0.015**	**9.6**	--
SB-54	03/30/10	10	<0.0032	<0.0032	<0.032	<0.063	<0.0032	0.014	**0.093**	<0.0032	<0.0032	<0.0032	<0.0063	<0.0032	<0.0032	<0.0032	**0.0061**	**0.51**	--
SB-54	03/30/10	12	<0.0036	<0.0036	<0.036	<0.072	<0.0036	0.016	**0.14**	<0.0036	<0.0036	<0.0036	<0.0072	<0.0036	<0.0036	<0.0036	**0.01**	**0.94**	--
SB-54	03/30/10	20	<0.0038	<0.0038	<0.038	<0.075	<0.0038	<0.0038	**0.016**	<0.0038	<0.0038	<0.0038	<0.0075	<0.0038	<0.0038	<0.0038	<0.0038	**0.11**	--
SB-55	03/30/10	2	<0.0058	<0.0058	<0.058	<0.12	<0.0058	<0.0058	<0.0058	<0.0058	<0.0058	<0.0058	<0.012	<0.0058	<0.0058	<0.0058	<0.0058	**0.14**	--
SB-55	03/30/10	8	<0.0034	<0.0034	<0.034	<0.067	<0.0034	<0.0034	<0.0034	<0.0034	<0.0034	<0.0034	<0.0067	<0.0034	<0.0034	<0.0034	<0.0034	**<0.17**	--
SB-55	03/30/10	14	<0.004	<0.004	<0.04	<0.081	<0.004	<0.004	**0.0043**	<0.004	<0.004	<0.004	<0.0081	<0.004	<0.004	<0.004	<0.004	**0.15**	--
SB-55	03/30/10	16	<0.0037	<0.0037	<0.037	<0.074	<0.0037	<0.0037	**0.0041**	<0.0037	<0.0037	<0.0037	<0.0074	<0.0037	<0.0037	<0.0037	<0.0037	**0.56**	--
SB-56	03/30/10	2	<0.0036	<0.0036	<0.036	<0.072	<0.0036	**0.0091**	**0.024**	<0.0036	<0.0036	<0.0036	<0.0072	<0.0036	<0.0036	<0.0036	<0.0036	**0.51**	--
SB-56	03/30/10	10	<0.0044	<0.0044	<0.044	<0.089	<0.0044	**0.0045**	**0.02**	<0.0044	<0.0044	<0.0044	<0.0089	<0.0044	<0.0044	<0.0044	<0.0044	**0.083**	--
SB-56	03/30/10	14	<0.003	<0.003	<0.03	<0.059	<0.003	**0.021**	**0.11**	<0.003	<0.003	<0.003	<0.0059	<0.003	<0.003	<0.003	<0.003	**0.36**	--
SB-56	03/30/10	18	<0.0033	<0.0033	<0.033	<0.067	<0.0033	**0.011**	**0.059**	<0.0033	<0.0033	<0.0033	<0.0067	<0.0033	<0.0033	<0.0033	<0.0033	**0.93**	--

Table 3
Soil Sampling Results
Rheem Manufacturing Company
Milledgeville, Georgia

Location	Date Sampled	Sample Depth (ft-bgs)	1,1,1-Trichloroethane	1,1-Dichloroethene	2-Butanone (MEK)	Acetone	Carbon tetrachloride	Chloroform	cis-1,2-Dichloroethene	Dichlorobromomethane	Dichloromethane (Methylene chloride)	Ethyl benzene	m&p-Xylene	o-Xylene	Tetrachloroethene	Toluene	trans-1,2-Dichloroethene	Trichloroethene	Fraction Organic Carbon
Non-Residential RRS			**96**	**3.8**	**200**	**400**	**0.5**	**8**	**7**	**8**	**2.3**	**70**	**20**	**20**	**0.89**	**100**	**13**	**0.5**	**N/A**
Ind. Worker Type 4			--	--	--	--	--	--	--	--	--	--	--	--	--	--	--	**21**	--
Const. Worker Type 4			--	--	--	--	--	--	--	--	--	--	--	--	--	--	--	**38**	--
SB-57	03/30/10	4	<0.0036	<0.0036	<0.036	<0.073	<0.0036	<0.0036	<0.0036	<0.0036	<0.0036	<0.0036	<0.0073	<0.0036	<0.0036	<0.0036	<0.0036	**0.061**	--
SB-57	03/30/10	8	<0.0044	<0.0044	<0.044	<0.088	<0.0044	<0.0044	**0.0073**	<0.0044	<0.0044	<0.0044	<0.0088	<0.0044	<0.0044	<0.0044	<0.0044	**0.4**	--
SB-58	03/31/10	4	<0.0032	<0.0032	<0.032	<0.064	<0.0032	<0.0032	<0.0032	<0.0032	<0.0032	<0.0032	<0.0064	<0.0032	<0.0032	<0.0032	<0.0032	**1.7**	--
SB-58	03/31/10	6	<0.0037	<0.0037	<0.037	<0.074	<0.0037	<0.0037	<0.0037	<0.0037	<0.0037	<0.0037	<0.0074	<0.0037	<0.0037	<0.0037	<0.0037	**1.5**	--
SB-58	03/31/10	12	<0.0037	<0.0037	<0.037	<0.074	<0.0037	<0.0037	<0.0037	<0.0037	<0.0037	<0.0037	<0.0074	<0.0037	<0.0037	<0.0037	<0.0037	**0.82**	--
SB-58	03/31/10	15.5	<0.0036	<0.0036	<0.036	<0.073	<0.0036	<0.0036	<0.0036	<0.0036	<0.0036	<0.0036	<0.0073	<0.0036	<0.0036	<0.0036	<0.0036	**0.89**	--
SB-59	03/31/10	10	<0.0046	<0.0046	<0.046	<0.093	<0.0046	<0.0046	<0.0046	<0.0046	<0.0046	<0.0046	<0.0093	<0.0046	**0.0097**	<0.0046	<0.0046	**8.9**	--
SB-59	03/31/10	16	<0.0038	<0.0038	<0.038	<0.075	<0.0038	**0.0046**	<0.0038	<0.0038	<0.0038	<0.0038	<0.0075	<0.0038	**0.011**	<0.0038	<0.0038	**0.96**	--
SB-60	03/31/10	16	<0.24	<0.24	<2.4	<4.7	<0.24	<0.24	<0.24	<0.24	<0.24	<0.24	<0.47	<0.24	<0.24	<0.24	<0.24	**29**	--
SB-61	04/01/10	1	<0.0032	<0.0032	<0.032	<0.063	<0.0032	<0.0032	<0.0032	<0.0032	<0.0032	<0.0032	<0.0063	<0.0032	<0.0032	<0.0032	<0.0032	**0.0098**	--
SB-61	03/30/10	2	<0.0046	<0.0046	<0.046	<0.091	<0.0046	<0.0046	**0.0076**	<0.0046	<0.0046	<0.0046	<0.0091	<0.0046	<0.0046	<0.0046	<0.0046	**1.9**	--
SB-61	03/31/10	10	<0.2	<0.2	<2	<3.9	<0.2	<0.2	<0.2	<0.2	<0.2	<0.2	<0.39	<0.2	<0.2	<0.2	<0.2	**16**	--
SB-61	03/31/10	14	<0.004	<0.004	<0.04	**0.13**	**0.015**	**0.022**	**0.44**	**0.018**	<0.004	**0.014**	**0.041**	**0.053**	0.0075	0.0043	<0.004	**26**	--
SB-61	03/31/10	16	<0.23	<0.23	<2.3	<4.6	<0.23	<0.23	<0.23	<0.23	<0.23	<0.23	<0.46	<0.23	<0.23	<0.23	<0.23	**23**	--
SB-62	04/01/10	1	<0.0033	<0.0033	<0.033	**0.28**	<0.0033	<0.0033	<0.0033	<0.0033	<0.0033	<0.0033	<0.0066	<0.0033	<0.0033	<0.0033	<0.0033	<0.0033	--
SB-62	03/30/10	4	<0.0061	<0.0061	<0.061	<0.12	<0.0061	<0.0061	<0.0061	<0.0061	<0.0061	<0.0061	<0.012	<0.0061	<0.0061	<0.0061	<0.0061	**0.015**	--
SB-62	03/31/10	8	<0.0054	<0.0054	<0.054	<0.11	<0.0054	<0.0054	<0.0054	<0.0054	<0.0054	<0.0054	<0.011	<0.0054	<0.0054	<0.0054	<0.0054	<0.0054	--
SB-62	03/31/10	12	<0.0037	<0.0037	<0.037	<0.074	<0.0037	<0.0037	**0.031**	<0.0037	<0.0037	<0.0037	<0.0074	<0.0037	<0.0037	<0.0037	<0.0037	**0.024**	--
DUP-1	03/31/10	12	<0.0033	<0.0033	<0.033	<0.065	<0.0033	<0.0033	**0.033**	<0.0033	<0.0033	<0.0033	<0.0065	<0.0033	<0.0033	<0.0033	<0.0033	**0.025**	--
SB-62	03/31/10	16	<0.0033	<0.0033	<0.033	<0.067	<0.0033	<0.0033	<0.0033	<0.0033	<0.0033	<0.0033	<0.0067	<0.0033	<0.0033	<0.0033	<0.0033	**0.0036**	--
SB-63	03/31/10	4	<0.0035	<0.0035	<0.035	<0.069	<0.0035	<0.0035	<0.0035	<0.0035	<0.0035	<0.0035	<0.0069	<0.0035	<0.0035	<0.0035	<0.0035	**0.011**	--
SB-63	03/31/10	10	<0.0044	<0.0044	<0.044	<0.087	<0.0044	<0.0044	<0.0044	<0.0044	<0.0044	<0.0044	<0.0087	<0.0044	<0.0044	<0.0044	<0.0044	**0.1**	--
SB-63	03/31/10	14	<0.004	<0.004	<0.04	<0.08	<0.004	<0.004	**0.017**	<0.004	<0.004	<0.004	<0.008	<0.004	<0.004	<0.004	<0.004	**0.49**	--
SB-63	03/31/10	18	<0.0034	<0.0034	<0.034	<0.068	<0.0034	<0.0034	**0.011**	<0.0034	<0.0034	<0.0034	<0.0068	<0.0034	<0.0034	<0.0034	<0.0034	**0.15**	--
SB-64	03/31/10	4	<0.0039	<0.0039	<0.039	<0.077	<0.0039	<0.0039	<0.0039	<0.0039	<0.0039	<0.0039	<0.0077	<0.0039	<0.0039	<0.0039	<0.0039	<0.0039	--
SB-64	03/31/10	8	<0.0045	<0.0045	<0.045	<0.089	<0.0045	<0.0045	<0.0045	<0.0045	<0.0045	<0.0045	<0.0089	<0.0045	<0.0045	<0.0045	<0.0045	<0.0045	--
SB-64	03/31/10	14	<0.0037	<0.0037	<0.037	<0.074	<0.0037	<0.0037	<0.0037	<0.0037	<0.0037	<0.0037	<0.0074	<0.0037	<0.0037	<0.0037	<0.0037	<0.0037	--
DUP-2	03/31/10	14	<0.0037	<0.0037	<0.037	<0.074	<0.0037	<0.0037	<0.0037	<0.0037	<0.0037	<0.0037	<0.0074	<0.0037	<0.0037	<0.0037	<0.0037	<0.0037	--
SB-64	03/31/10	18	<0.0044	<0.0044	<0.044	<0.089	<0.0044	<0.0044	<0.0044	<0.0044	<0.0044	<0.0044	<0.0089	<0.0044	<0.0044	<0.0044	<0.0044	<0.0044	--

Table 3
Soil Sampling Results
Rheem Manufacturing Company
Milledgeville, Georgia

Location	Date Sampled	Sample Depth (ft-bgs)	1,1,1-Trichloroethane	1,1-Dichloroethene	2-Butanone (MEK)	Acetone	Carbon tetrachloride	Chloroform	cis-1,2-Dichloroethene	Dichlorobromomethane	Dichloromethane (Methylene chloride)	Ethyl benzene	m&p-Xylene	o-Xylene	Tetrachloroethene	Toluene	trans-1,2-Dichloroethene	Trichloroethene	Fraction Organic Carbon
Non-Residential RRS			**96**	**3.8**	**200**	**400**	**0.5**	**8**	**7**	**8**	**2.3**	**70**	**20**	**20**	**0.89**	**100**	**13**	**0.5**	**N/A**
Ind. Worker Type 4			--	--	--	--	--	--	--	--	--	--	--	--	--	--	--	**21**	--
Const. Worker Type 4			--	--	--	--	--	--	--	--	--	--	--	--	--	--	--	**38**	--
SB-66	03/31/10	2	<0.005	<0.005	<0.05	<0.1	<0.005	<0.005	<0.005	<0.005	<0.005	<0.005	<0.01	<0.005	<0.005	<0.005	<0.005	<0.005	--
SB-66	03/31/10	6	<0.0047	<0.0047	<0.047	<0.094	<0.0047	<0.0047	<0.0047	<0.0047	<0.0047	<0.0047	<0.0094	<0.0047	<0.0047	<0.0047	<0.0047	<0.0047	--
SB-66	03/31/10	12	<0.0041	<0.0041	<0.041	<0.081	<0.0041	<0.0041	<0.0041	<0.0041	<0.0041	<0.0041	<0.0081	<0.0041	<0.0041	<0.0041	<0.0041	<0.0041	--
SB-67	04/01/10	1	<0.0043	<0.0043	<0.043	<0.085	<0.0043	<0.0043	<0.0043	<0.0043	<0.0043	<0.0043	<0.0085	<0.0043	<0.0043	<0.0043	<0.0043	<0.0043	--
SB-67	03/31/10	4	<0.0041	<0.0041	<0.041	<0.082	<0.0041	<0.0041	<0.0041	<0.0041	<0.0041	<0.0041	<0.0082	<0.0041	<0.0041	<0.0041	<0.0041	<0.0041	--
SB-67	03/31/10	6	<0.0047	<0.0047	<0.047	<0.093	<0.0047	<0.0047	<0.0047	<0.0047	<0.0047	<0.0047	<0.0093	<0.0047	<0.0047	<0.0047	<0.0047	<0.0047	--
DUP-3	03/31/10	6	<0.004	<0.004	<0.04	<0.08	<0.004	<0.004	<0.004	<0.004	<0.004	<0.004	<0.008	<0.004	<0.004	<0.004	<0.004	<0.004	--
SB-67	03/31/10	12	<0.0034	<0.0034	<0.034	<0.068	<0.0034	<0.0034	<0.0034	<0.0034	<0.0034	<0.0034	<0.0068	<0.0034	<0.0034	<0.0034	<0.0034	<0.0034	--
SB-68	04/01/10	1	<0.0028	<0.0028	<0.028	**0.085**	<0.0028	<0.0028	<0.0028	<0.0028	<0.0028	<0.0028	<0.0056	<0.0028	<0.0028	<0.0028	<0.0028	**0.01**	--
SB-68	03/30/10	2	<0.0036	<0.0036	<0.036	<0.072	<0.0036	<0.0036	**0.0048**	<0.0036	<0.0036	<0.0036	<0.0072	<0.0036	<0.0036	<0.0036	<0.0036	**1.3**	--
SB-68	03/31/10	10	<0.0045	<0.0045	<0.045	<0.09	<0.0045	<0.0045	<0.0045	<0.0045	<0.0045	<0.0045	<0.009	<0.0045	<0.0045	<0.0045	<0.0045	**0.051**	--
SB-68	03/31/10	14	<0.0041	<0.0041	<0.041	<0.082	<0.0041	<0.0041	<0.0041	<0.0041	<0.0041	<0.0041	<0.0082	<0.0041	<0.0041	<0.0041	<0.0041	**0.31**	--
SB-68	03/31/10	18	<0.0038	<0.0038	<0.038	<0.077	<0.0038	<0.0038	<0.0038	<0.0038	<0.0038	<0.0038	<0.0077	<0.0038	<0.0038	<0.0038	<0.0038	**0.051**	--
SB-69	04/01/10	6	<0.0037	<0.0037	<0.037	<0.073	<0.0037	**0.005**	<0.0037	<0.0037	<0.0037	<0.0037	<0.0073	<0.0037	<0.0037	<0.0037	<0.0037	**2.4**	--
SB-69	04/01/10	16	<0.18	<0.18	<1.8	<3.7	<0.18	<0.18	<0.18	<0.18	<0.18	<0.18	<0.37	<0.18	<0.18	<0.18	<0.18	**14**	--
SB-70	04/01/10	2	<0.0042	<0.0042	<0.042	<0.084	<0.0042	<0.0042	<0.0042	<0.0042	<0.0042	<0.0042	<0.0084	<0.0042	<0.0042	<0.0042	<0.0042	<0.0042	--
SB-70	04/01/10	8	<0.0036	<0.0036	<0.036	<0.073	<0.0036	<0.0036	<0.0036	<0.0036	<0.0036	<0.0036	<0.0073	<0.0036	<0.0036	<0.0036	<0.0036	<0.0036	--
SB-70	04/01/10	14	<0.0039	<0.0039	<0.039	<0.078	<0.0039	<0.0039	<0.0039	<0.0039	<0.0039	<0.0039	<0.0078	<0.0039	<0.0039	<0.0039	<0.0039	<0.0039	--
SB-71	04/01/10	1	<0.0052	<0.0052	<0.052	**0.18**	<0.0052	<0.0052	<0.0052	<0.0052	<0.0052	<0.0052	<0.01	<0.0052	<0.0052	<0.0052	<0.0052	<0.0052	--
SB-71	04/01/10	2	<0.0043	<0.0043	**0.49**	<0.086	<0.0043	<0.0043	<0.0043	<0.0043	<0.0043	<0.0043	<0.0086	<0.0043	<0.0043	<0.0043	<0.0043	**0.0047**	--
SB-71	04/01/10	8	<0.21	<0.21	**10**	<4.2	<0.21	<0.21	<0.21	<0.21	<0.21	**2.5**	**8.1**	**2.7**	<0.21	**0.33**	<0.21	<0.21	--
DUP-4	04/01/10	8	<0.16	<0.16	**11**	<3.2	<0.16	<0.16	<0.16	<0.16	<0.16	**1.3**	**4.4**	**1.5**	<0.16	<0.16	<0.16	<0.16	--
SB-71	04/01/10	12	<0.0046	<0.0046	**8.3**	**0.13**	<0.0046	<0.0046	0.027	<0.0046	<0.0046	**0.095**	**0.32**	**0.13**	<0.0046	**0.013**	<0.0046	**0.15**	--
SB-71	04/01/10	16	<0.004	<0.004	<0.04	<0.08	<0.004	<0.004	0.035	<0.004	<0.004	<0.004	<0.008	<0.004	<0.004	<0.004	<0.004	**0.23**	--
SB-72	04/19/10	2	<0.0041	<0.0041	<0.041	<0.081	<0.0041	<0.0041	<0.0041	<0.0041	<0.0041	<0.0041	<0.0081	<0.0041	<0.0041	<0.0041	<0.0041	<0.0041	--
SB-72	04/19/10	10	<0.0038	<0.0038	<0.038	<0.075	<0.0038	<0.0038	<0.0038	<0.0038	<0.0038	<0.0038	<0.0075	<0.0038	<0.0038	<0.0038	<0.0038	**0.024**	--
SB-72	04/19/10	14	<0.0049	<0.0049	<0.049	<0.098	<0.0049	<0.0049	<0.0049	<0.0049	<0.0049	<0.0049	<0.0098	<0.0049	<0.0049	<0.0049	<0.0049	<0.0049	--
SB-72	04/19/10	18	<0.0036	<0.0036	<0.036	<0.072	<0.0036	<0.0036	<0.0036	<0.0036	<0.0036	<0.0036	<0.0072	<0.0036	<0.0036	<0.0036	<0.0036	**0.0039**	--

Table 3
Soil Sampling Results
Rheem Manufacturing Company
Milledgeville, Georgia

Location	Date Sampled	Sample Depth (ft-bgs)	1,1,1-Trichloroethane	1,1-Dichloroethene	2-Butanone (MEK)	Acetone	Carbon tetrachloride	Chloroform	cis-1,2-Dichloroethene	Dichlorobromomethane	Dichloromethane (Methylene chloride)	Ethyl benzene	m&p-Xylene	o-Xylene	Tetrachloroethene	Toluene	trans-1,2-Dichloroethene	Trichloroethene	Fraction Organic Carbon
Non-Residential RRS			**96**	**3.8**	**200**	**400**	**0.5**	**8**	**7**	**8**	**2.3**	**70**	**20**	**20**	**0.89**	**100**	**13**	**0.5**	**N/A**
Ind. Worker Type 4			--	--	--	--	--	--	--	--	--	--	--	--	--	--	--	**21**	--
Const. Worker Type 4			--	--	--	--	--	--	--	--	--	--	--	--	--	--	--	**38**	--
SB-73	04/19/10	4	<0.0039	<0.0039	<0.039	<0.078	<0.0039	<0.0039	<0.0039	<0.0039	<0.0039	<0.0039	<0.0078	<0.0039	<0.0039	<0.0039	<0.0039	**0.028**	--
SB-73	04/19/10	6	<0.0036	<0.0036	<0.036	<0.071	<0.0036	<0.0036	<0.0036	<0.0036	<0.0036	<0.0036	<0.0071	<0.0036	<0.0036	<0.0036	<0.0036	**0.02**	--
SB-73	04/19/10	10	<0.0043	<0.0043	<0.043	<0.087	<0.0043	<0.0043	<0.0043	<0.0043	<0.0043	<0.0043	<0.0087	<0.0043	<0.0043	<0.0043	<0.0043	**0.015**	--
SB-74	04/19/10	4	<0.004	<0.004	<0.04	<0.079	<0.004	**0.007**	**0.088**	<0.004	<0.004	<0.004	<0.0079	<0.004	<0.004	<0.004	**0.0079**	**0.17**	--
SB-74	04/19/10	6	<0.25	<0.25	<2.5	<5.1	<0.25	<0.25	**0.85**	<0.25	<0.25	<0.25	<0.51	<0.25	<0.25	<0.25	<0.25	**9.5**	--
SB-74	04/19/10	14	<0.0033	<0.0033	<0.033	<0.067	<0.0033	**0.018**	**0.56**	<0.0033	<0.0033	<0.0033	<0.0067	<0.0033	<0.0033	<0.0033	**0.038**	**1.7**	--
DUP-1	04/19/10	14	<0.0042	<0.0042	<0.042	<0.085	<0.0042	**0.025**	**0.25**	<0.0042	<0.0042	<0.0042	<0.0085	<0.0042	<0.0042	<0.0042	**0.053**	**0.73**	--
SB-74	04/19/10	18	<0.0038	<0.0038	<0.038	<0.076	<0.0038	**0.0095**	**0.26**	<0.0038	<0.0038	<0.0038	<0.0076	<0.0038	<0.0038	<0.0038	**0.033**	**0.82**	--
SB-74	04/19/10	22	<0.0039	<0.0039	<0.039	<0.079	<0.0039	**0.01**	**0.64**	<0.0039	<0.0039	<0.0039	<0.0079	<0.0039	<0.0039	<0.0039	**0.057**	**2.4**	--
SB-75	04/19/10	2	<0.0048	<0.0048	<0.048	<0.095	<0.0048	<0.0048	<0.0048	<0.0048	<0.0048	<0.0048	<0.0095	<0.0048	<0.0048	<0.0048	<0.0048	**0.0077**	--
SB-75	04/19/10	8	<0.0039	<0.0039	<0.039	<0.078	<0.0039	<0.0039	<0.0039	<0.0039	<0.0039	<0.0039	<0.0078	<0.0039	<0.0039	<0.0039	<0.0039	**0.0092**	--
SB-75	04/19/10	12	<0.0036	<0.0036	<0.036	<0.071	<0.0036	<0.0036	<0.0036	<0.0036	<0.0036	<0.0036	<0.0071	<0.0036	<0.0036	<0.0036	<0.0036	**0.0068**	--
SB-75	04/19/10	18	<0.0043	<0.0043	<0.043	<0.085	<0.0043	<0.0043	<0.0043	<0.0043	<0.0043	<0.0043	<0.0085	<0.0043	<0.0043	<0.0043	<0.0043	**0.0053**	--
SB-76	04/19/10	4	<0.0052	<0.0052	<0.052	<0.1	<0.0052	<0.0052	<0.0052	<0.0052	<0.0052	<0.0052	<0.01	<0.0052	<0.0052	<0.0052	<0.0052	<0.0052	--
SB-76	04/19/10	10	<0.0036	<0.0036	<0.036	<0.073	<0.0036	<0.0036	<0.0036	<0.0036	<0.0036	<0.0036	<0.0073	<0.0036	<0.0036	<0.0036	<0.0036	<0.0036	--
SB-76	04/19/10	14	<0.0039	<0.0039	<0.039	<0.079	<0.0039	<0.0039	<0.0039	<0.0039	<0.0039	<0.0039	<0.0079	<0.0039	<0.0039	<0.0039	<0.0039	<0.0039	--
SB-77	04/19/10	2	<0.0051	<0.0051	<0.051	<0.1	<0.0051	<0.0051	<0.0051	<0.0051	<0.0051	<0.0051	<0.01	<0.0051	<0.0051	<0.0051	<0.0051	<0.0051	--
SB-77	04/19/10	8	<0.0041	<0.0041	<0.041	**0.45**	<0.0041	<0.0041	<0.0041	<0.0041	<0.0041	<0.0041	<0.0081	<0.0041	<0.0041	<0.0041	<0.0041	<0.0041	--
SB-77	04/19/10	14	<0.0037	<0.0037	<0.037	<0.075	<0.0037	<0.0037	<0.0037	<0.0037	<0.0037	<0.0037	<0.0075	<0.0037	<0.0037	<0.0037	<0.0037	<0.0037	--
SB-77	04/19/10	18	<0.0042	<0.0042	<0.042	<0.084	<0.0042	<0.0042	<0.0042	<0.0042	<0.0042	<0.0042	<0.0084	<0.0042	<0.0042	<0.0042	<0.0042	<0.0042	--
SB-77	04/19/10	22	<0.0041	<0.0041	<0.041	<0.082	<0.0041	<0.0041	<0.0041	<0.0041	<0.0041	<0.0041	<0.0082	<0.0041	<0.0041	<0.0041	<0.0041	<0.0041	--
SB-78	04/19/10	2	<0.0031	<0.0031	<0.031	**0.21**	<0.0031	<0.0031	<0.0031	<0.0031	<0.0031	<0.0031	<0.0062	<0.0031	<0.0031	<0.0031	<0.0031	<0.0031	--
SB-78	04/19/10	10	<0.0042	<0.0042	<0.042	<0.085	<0.0042	<0.0042	<0.0042	<0.0042	<0.0042	<0.0042	<0.0085	<0.0042	<0.0042	<0.0042	<0.0042	<0.0042	--
SB-78	04/19/10	14	<0.0055	<0.0055	<0.055	<0.11	<0.0055	<0.0055	<0.0055	<0.0055	<0.0055	<0.0055	<0.011	<0.0055	<0.0055	<0.0055	<0.0055	**0.0096**	--
SB-78	04/19/10	20	<0.0035	<0.0035	<0.035	<0.069	<0.0035	<0.0035	<0.0035	<0.0035	<0.0035	<0.0035	<0.0069	<0.0035	<0.0035	<0.0035	<0.0035	**0.033**	--
DUP-2	04/19/10	20	<0.0041	<0.0041	<0.041	<0.083	<0.0041	<0.0041	<0.0041	<0.0041	<0.0041	<0.0041	<0.0083	<0.0041	<0.0041	<0.0041	<0.0041	**0.016**	--
SB-79	05/20/10	3	<0.0049	<0.0049	<0.049	<0.098	<0.0049	<0.0049	<0.0049	<0.0049	<0.0049	<0.0049	<0.0098	<0.0049	<0.0049	<0.0049	<0.0049	<0.0049	--
SB-79	05/19/10	9	<0.004	<0.004	<0.04	<0.08	<0.004	<0.004	<0.004	<0.004	<0.004	<0.004	<0.008	<0.004	<0.004	<0.004	<0.004	<0.004	--

Table 3
Soil Sampling Results
Rheem Manufacturing Company
Milledgeville, Georgia

Location	Date Sampled	Sample Depth (ft-bgs)	1,1,1-Trichloroethane	1,1-Dichloroethene	2-Butanone (MEK)	Acetone	Carbon tetrachloride	Chloroform	cis-1,2-Dichloroethene	Dichlorobromomethane	Dichloromethane (Methylene chloride)	Ethyl benzene	m&p-Xylene	o-Xylene	Tetrachloroethene	Toluene	trans-1,2-Dichloroethene	Trichloroethene	Fraction Organic Carbon
Non-Residential RRS			**96**	**3.8**	**200**	**400**	**0.5**	**8**	**7**	**8**	**2.3**	**70**	**20**	**20**	**0.89**	**100**	**13**	**0.5**	**N/A**
Ind. Worker Type 4			--	--	--	--	--	--	--	--	--	--	--	--	--	--	--	**21**	--
Const. Worker Type 4			--	--	--	--	--	--	--	--	--	--	--	--	--	--	--	**38**	--
SB-80	05/20/10	3	<0.0047	<0.0047	<0.047	**0.12**	<0.0047	<0.0047	<0.0047	<0.0047	<0.0047	<0.0047	<0.0094	<0.0047	<0.0047	<0.0047	<0.0047	<0.0047	--
SB-80	05/20/10	6	<0.0048	<0.0048	<0.048	<0.096	<0.0048	<0.0048	<0.0048	<0.0048	<0.0048	<0.0048	<0.0096	<0.0048	<0.0048	<0.0048	<0.0048	<0.0048	--
SB-80	05/19/10	12	<0.0045	<0.0045	<0.045	**0.15**	<0.0045	<0.0045	<0.0045	<0.0045	<0.0045	<0.0045	<0.009	<0.0045	<0.0045	<0.0045	<0.0045	<0.0045	--
SA-1*	12/10/13	3	--	--	--	--	--	--	--	--	--	--	--	--	--	--	--	**52**	--
SA-1*	12/10/13	10	--	--	--	--	--	--	--	--	--	--	--	--	--	--	--	**70**	--
SA-1*	12/10/13	15	--	--	--	--	--	--	--	--	--	--	--	--	--	--	--	**21**	--
SA-1*	12/10/13	20	--	--	--	--	--	--	--	--	--	--	--	--	--	--	--	**49**	--
SA-2*	12/10/13	4	--	--	--	--	--	--	--	--	--	--	--	--	--	--	--	**26**	--
SA-2*	12/10/13	10	--	--	--	--	--	--	--	--	--	--	--	--	--	--	--	**22**	--
SA-2*	12/10/13	15	--	--	--	--	--	--	--	--	--	--	--	--	--	--	--	**120**	--
SA-2*	12/10/13	20	--	--	--	--	--	--	--	--	--	--	--	--	--	--	--	**54**	--
SA-3	12/10/13	5	--	--	--	--	--	--	--	--	--	--	--	--	--	--	--	**14**	--
SA-3	12/10/13	10	--	--	--	--	--	--	--	--	--	--	--	--	--	--	--	**27**	--
SA-3	12/10/13	15	--	--	--	--	--	--	--	--	--	--	--	--	--	--	--	**21**	--
SA-3	12/10/13	20	--	--	--	--	--	--	--	--	--	--	--	--	--	--	--	**110**	--
SA-4	12/10/13	4	--	--	--	--	--	--	--	--	--	--	--	--	--	--	--	**7.5**	--
SA-4	12/10/13	10	--	--	--	--	--	--	--	--	--	--	--	--	--	--	--	**7.6**	--
SA-4	12/10/13	15	--	--	--	--	--	--	--	--	--	--	--	--	--	--	--	**5.6**	--
SA-4	12/10/13	20	--	--	--	--	--	--	--	--	--	--	--	--	--	--	--	**16**	--
SA-5	12/10/13	5	--	--	--	--	--	--	--	--	--	--	--	--	--	--	--	**0.068**	--
SA-5	12/10/13	10	--	--	--	--	--	--	--	--	--	--	--	--	--	--	--	**0.15**	--
SA-5	12/10/13	12	--	--	--	--	--	--	--	--	--	--	--	--	--	--	--	**0.17**	--
SA-5	12/10/13	19	--	--	--	--	--	--	--	--	--	--	--	--	--	--	--	**0.58**	--
SA-6*	12/10/13	5	--	--	--	--	--	--	--	--	--	--	--	--	--	--	--	**0.97**	--
SA-6*	12/10/13	10	--	--	--	--	--	--	--	--	--	--	--	--	--	--	--	**160**	--
SA-6*	12/10/13	15	--	--	--	--	--	--	--	--	--	--	--	--	--	--	--	**94**	--
SA-6*	12/10/13	20	--	--	--	--	--	--	--	--	--	--	--	--	--	--	--	**110**	--
SA-7*	12/10/13	5	--	--	--	--	--	--	--	--	--	--	--	--	--	--	--	**2.9**	--
SA-7*	12/10/13	10	--	--	--	--	--	--	--	--	--	--	--	--	--	--	--	**140**	--
SA-7*	12/10/13	15	--	--	--	--	--	--	--	--	--	--	--	--	--	--	--	**5300**	--
SA-7*	12/10/13	20	--	--	--	--	--	--	--	--	--	--	--	--	--	--	--	**1100**	--
SA-8	12/11/13	5	--	--	--	--	--	--	--	--	--	--	--	--	--	--	--	<0.0038	--
SA-8	12/11/13	8	--	--	--	--	--	--	--	--	--	--	--	--	--	--	--	**0.0031**	--
SA-8	12/11/13	14	--	--	--	--	--	--	--	--	--	--	--	--	--	--	--	**0.087**	--
SA-8	12/11/13	17	--	--	--	--	--	--	--	--	--	--	--	--	--	--	--	**0.14**	--

Table 3
Soil Sampling Results
Rheem Manufacturing Company
Milledgeville, Georgia

Location	Date Sampled	Sample Depth (ft-bgs)	1,1,1-Trichloroethane	1,1-Dichloroethene	2-Butanone (MEK)	Acetone	Carbon tetrachloride	Chloroform	cis-1,2-Dichloroethene	Dichlorobromomethane	Dichloromethane (Methylene chloride)	Ethyl benzene	m&p-Xylene	o-Xylene	Tetrachloroethene	Toluene	trans-1,2-Dichloroethene	Trichloroethene	Fraction Organic Carbon
Non-Residential RRS			**96**	**3.8**	**200**	**400**	**0.5**	**8**	**7**	**8**	**2.3**	**70**	**20**	**20**	**0.89**	**100**	**13**	**0.5**	**N/A**
Ind. Worker Type 4			**--**	**--**	**--**	**--**	**--**	**--**	**--**	**--**	**--**	**--**	**--**	**--**	**--**	**--**	**--**	**21**	**--**
Const. Worker Type 4			**--**	**--**	**--**	**--**	**--**	**--**	**--**	**--**	**--**	**--**	**--**	**--**	**--**	**--**	**--**	**38**	**--**
SA-9	12/11/13	5	--	--	--	--	--	--	--	--	--	--	--	--	--	--	--	**0.69**	--
SA-9	12/11/13	9	--	--	--	--	--	--	--	--	--	--	--	--	--	--	--	**5**	--
SA-9	12/11/13	12	--	--	--	--	--	--	--	--	--	--	--	--	--	--	--	**4.7**	--
SA-9	12/11/13	17	--	--	--	--	--	--	--	--	--	--	--	--	--	--	--	**2**	--
SCS-1**	04/18/18	0.5	<0.0032	<0.0032	<0.032	<0.063	<0.0032	<0.0032	<0.0032	<0.0032	<0.013	<0.0032	<0.0032	<0.0032	<0.0032	<0.0032	<0.0032	**0.015**	--
SCS-1**	04/18/18	1.5	<0.0034	<0.0034	<0.034	<0.068	<0.0034	<0.0034	<0.0034	<0.0034	<0.014	<0.0034	<0.0034	<0.0034	<0.0034	<0.0034	<0.0034	<0.0034	--
SCS-1**	04/18/18	4	<0.0031	<0.0031	<0.031	<0.062	<0.0031	<0.0031	<0.0031	<0.0031	<0.012	<0.0031	<0.0031	<0.0031	<0.0031	<0.0031	<0.0031	**0.0069**	--
SCS-1**	04/18/18	8	<0.0034	<0.0034	<0.034	<0.068	<0.0034	<0.0034	<0.0034	<0.0034	<0.014	<0.0034	<0.0034	<0.0034	<0.0034	<0.0034	<0.0034	<0.0034	--
SCS-1**	04/18/18	13	<0.0037	<0.0037	<0.037	<0.073	<0.0037	<0.0037	<0.0037	<0.0037	<0.015	<0.0037	<0.0037	<0.0037	<0.0037	<0.0037	<0.0037	<0.0037	--
SCS-2**	04/18/18	0.5	<0.0035	<0.0035	<0.035	**0.11**	<0.0035	<0.0035	<0.0035	<0.0035	<0.014	<0.0035	<0.0035	<0.0035	<0.0035	<0.0035	<0.0035	<0.0035	--
SCS-2**	04/18/18	1.5	<0.0039	<0.0039	<0.039	<0.078	<0.0039	<0.0039	<0.0039	<0.0039	<0.016	<0.0039	<0.0039	<0.0039	<0.0039	<0.0039	<0.0039	**0.0077**	--
SCS-2**	04/18/18	4	<0.0041	<0.0041	<0.041	<0.081	<0.0041	<0.0041	<0.0041	<0.0041	<0.016	<0.0041	<0.0041	<0.0041	<0.0041	<0.0041	<0.0041	<0.0041	--
SCS-2**	04/18/18	8	<0.0037	<0.0037	<0.037	<0.074	<0.0037	<0.0037	<0.0037	<0.0037	<0.015	<0.0037	<0.0037	<0.0037	<0.0037	<0.0037	<0.0037	<0.0037	--
SCS-2**	04/18/18	13	<0.0033	<0.0033	<0.033	<0.066	<0.0033	<0.0033	<0.0033	<0.0033	<0.013	<0.0033	<0.0033	<0.0033	<0.0033	<0.0033	<0.0033	<0.0033	--
SCS-3**	04/17/18	0.5	<0.0038	<0.0038	<0.038	<0.076	<0.0038	<0.0038	<0.0038	<0.0038	<0.015	<0.0038	<0.0038	<0.0038	<0.0038	<0.0038	<0.0038	<0.0038	--
SCS-3**	04/17/18	1.5	<0.0039	<0.0039	<0.039	<0.078	<0.0039	<0.0039	<0.0039	<0.0039	<0.016	<0.0039	<0.0039	<0.0039	<0.0039	<0.0039	<0.0039	<0.0039	--
SCS-3**	04/17/18	4	<0.0042	<0.0042	<0.042	<0.083	<0.0042	<0.0042	<0.0042	<0.0042	<0.017	<0.0042	<0.0042	<0.0042	<0.0042	<0.0042	<0.0042	<0.0042	--
SCS-3**	04/17/18	8	<0.0037	<0.0037	<0.037	<0.073	<0.0037	<0.0037	<0.0037	<0.0037	<0.015	<0.0037	<0.0037	<0.0037	<0.0037	<0.0037	<0.0037	<0.0037	--
SCS-3**	04/17/18	13	<0.0035	<0.0035	<0.035	<0.07	<0.0035	<0.0035	<0.0035	<0.0035	<0.014	<0.0035	<0.0035	<0.0035	<0.0035	<0.0035	<0.0035	<0.0035	--
SCS-4**	04/18/18	0.5	<0.0034	<0.0034	<0.034	<0.068	<0.0034	<0.0034	<0.0034	<0.0034	<0.014	<0.0034	<0.0034	<0.0034	<0.0034	<0.0034	<0.0034	<0.0034	--
SCS-4**	04/18/18	1	<0.0047	<0.0047	<0.047	<0.093	<0.0047	<0.0047	<0.0047	<0.0047	<0.019	<0.0047	<0.0047	<0.0047	<0.0047	<0.0047	<0.0047	<0.0047	--
SCS-4**	04/18/18	4	<0.0038	<0.0038	<0.038	<0.076	<0.0038	<0.0038	<0.0038	<0.0038	<0.015	<0.0038	<0.0038	<0.0038	<0.0038	<0.0038	<0.0038	<0.0038	--
SCS-4**	04/18/18	8	<0.0037	<0.0037	<0.037	<0.074	<0.0037	<0.0037	<0.0037	<0.0037	<0.015	<0.0037	<0.0037	<0.0037	<0.0037	<0.0037	<0.0037	<0.0037	--
SCS-4**	04/18/18	13	<0.0032	<0.0032	<0.032	<0.065	<0.0032	<0.0032	<0.0032	<0.0032	<0.013	<0.0032	<0.0032	<0.0032	<0.0032	<0.0032	<0.0032	<0.0032	--
SCS-5**	04/18/18	0.5	<0.0028	<0.0028	<0.028	**0.072**	<0.0028	<0.0028	<0.0028	<0.0028	<0.011	<0.0028	<0.0028	<0.0028	<0.0028	<0.0028	<0.0028	**0.005**	--
SCS-5**	04/18/18	1.5	<0.0029	<0.0029	<0.029	**0.11**	<0.0029	<0.0029	<0.0029	<0.0029	<0.012	<0.0029	<0.0029	<0.0029	<0.0029	<0.0029	<0.0029	**0.034**	--
SCS-5**	04/18/18	4	<0.0032	<0.0032	<0.032	<0.065	<0.0032	<0.0032	<0.0032	<0.0032	<0.013	<0.0032	<0.0032	<0.0032	<0.0032	<0.0032	<0.0032	**0.0075**	--
SCS-5**	04/18/18	8	<0.0037	<0.0037	<0.037	<0.075	<0.0037	<0.0037	<0.0037	<0.0037	<0.015	<0.0037	<0.0037	<0.0037	<0.0037	<0.0037	<0.0037	<0.0037	--
SCS-5**	04/18/18	13	<0.0037	<0.0037	<0.037	<0.074	<0.0037	<0.0037	<0.0037	<0.0037	<0.015	<0.0037	<0.0037	<0.0037	<0.0037	<0.0037	<0.0037	<0.0037	--
SCS-6**	04/17/18	0.5	<0.0032	<0.0032	<0.032	**0.14**	<0.0032	<0.0032	<0.0032	<0.0032	<0.013	<0.0032	<0.0032	<0.0032	<0.0032	<0.0032	<0.0032	<0.0032	--
SCS-6**	04/17/18	1.5	<0.0034	<0.0034	<0.034	<0.069	<0.0034	<0.0034	<0.0034	<0.0034	<0.014	<0.0034	<0.0034	<0.0034	<0.0034	<0.0034	<0.0034	**0.015**	--
SCS-6**	04/17/18	4	<0.0035	<0.0035	<0.035	**0.11**	<0.0035	<0.0035	<0.0035	<0.0035	<0.014	<0.0035	<0.0035	<0.0035	<0.0035	<0.0035	<0.0035	<0.0035	--
SCS-6**	04/17/18	8	<0.0036	<0.0036	<0.036	<0.072	<0.0036	<0.0036	<0.0036	<0.0036	<0.014	<0.0036	<0.0036	<0.0036	<0.0036	<0.0036	<0.0036	**0.0066**	--
SCS-6**	04/17/18	13	<0.0041	<0.0041	<0.041	<0.081	<0.0041	<0.0041	<0.0041	<0.0041	<0.016	<0.0041	<0.0041	<0.0041	<0.0041	<0.0041	<0.0041	**0.0078**	--
SCS-7**	04/18/18	0.5	<0.21	<0.21	<2.1	<4.2	<0.21	<0.21	<0.21	<0.21	<0.85	<0.21	<0.21	<0.21	<0.21	<0.21	<0.21	<0.21	--
SCS-7**	04/18/18	1.5	<0.0036	<0.0036	<0.036	**0.077**	<0.0036	<0.0036	**0.16**	<0.0036	<0.015	<0.0036	<0.0036	<0.0036	<0.0036	<0.0036	<0.0036	**0.037**	--
SCS-7**	04/18/18	4	<0.0039	<0.0039	<0.039	<0.079	<0.0039	<0.0039	**0.03**	<0.0039	<0.016	<0.0039	<0.0039	<0.0039	<0.0039	<0.0039	<0.0039	**0.17**	--
SCS-7**	04/18/18	8	<0.0051	<0.0051	<0.051	**0.12**	<0.0051	<0.0051	**0.44**	<0.0051	<0.02	<0.0051	<0.0051	<0.0051	<0.0051	<0.0051	<0.0051	**3.1**	--
SCS-7**	04/18/18	13	<0.0064	<0.0064	<0.064	<0.13	<0.0064	<0.0064	<0.0064	<0.0064	<0.026	<0.0064	<0.0064	<0.0064	<0.0064	<0.0064	<0.0064	<0.0064	--

Table 3
Soil Sampling Results
Rheem Manufacturing Company
Milledgeville, Georgia

Location	Date Sampled	Sample Depth (ft-bgs)	1,1,1-Trichloroethane	1,1-Dichloroethene	2-Butanone (MEK)	Acetone	Carbon tetrachloride	Chloroform	cis-1,2-Dichloroethene	Dichlorobromomethane	Dichloromethane (Methylene chloride)	Ethyl benzene	m&p-Xylene	o-Xylene	Tetrachloroethene	Toluene	trans-1,2-Dichloroethene	Trichloroethene	Fraction Organic Carbon
Non-Residential RRS			**96**	**3.8**	**200**	**400**	**0.5**	**8**	**7**	**8**	**2.3**	**70**	**20**	**20**	**0.89**	**100**	**13**	**0.5**	**N/A**
Ind. Worker Type 4			--	--	--	--	--	--	--	--	--	--	--	--	--	--	--	**21**	--
Const. Worker Type 4			--	--	--	--	--	--	--	--	--	--	--	--	--	--	--	**38**	--
SCS-8**	04/17/18	0.5	<0.0039	<0.0039	<0.039	<0.079	<0.0039	<0.0039	<0.0039	<0.0039	<0.016	<0.0039	<0.0039	<0.0039	<0.0039	<0.0039	<0.0039	<0.0039	--
SCS-8**	04/17/18	1.5	<0.0025	<0.0025	<0.025	<0.049	<0.0025	<0.0025	<0.0025	<0.0025	<0.0099	<0.0025	<0.0025	<0.0025	<0.0025	<0.0025	<0.0025	<0.0025	--
SCS-8**	04/17/18	4	<0.0035	<0.0035	<0.035	<0.07	<0.0035	<0.0035	<0.0035	<0.0035	<0.014	<0.0035	<0.0035	<0.0035	<0.0035	<0.0035	<0.0035	<0.0035	--
SCS-8**	04/17/18	8	<0.0038	<0.0038	<0.038	<0.076	<0.0038	<0.0038	<0.0038	<0.0038	<0.015	<0.0038	<0.0038	<0.0038	<0.0038	<0.0038	<0.0038	<0.0038	--
SCS-8**	04/17/18	13	<0.0037	<0.0037	<0.037	<0.074	<0.0037	<0.0037	<0.0037	<0.0037	<0.015	<0.0037	<0.0037	<0.0037	<0.0037	<0.0037	<0.0037	<0.0037	--
SCS-9**	04/17/18	0.5	<0.0038	<0.0038	<0.038	<0.077	<0.0038	<0.0038	<0.0038	<0.0038	<0.015	<0.0038	<0.0038	<0.0038	<0.0038	<0.0038	<0.0038	<0.0038	--
SCS-9**	04/17/18	1.5	<0.0045	<0.0045	<0.045	<0.089	<0.0045	<0.0045	<0.0045	<0.0045	<0.018	<0.0045	<0.0045	<0.0045	<0.0045	<0.0045	<0.0045	<0.0045	--
SCS-9**	04/17/18	4	<0.0038	<0.0038	<0.038	<0.077	<0.0038	<0.0038	<0.0038	<0.0038	<0.015	<0.0038	<0.0038	<0.0038	<0.0038	<0.0038	<0.0038	<0.0038	--
SCS-9**	04/17/18	8	<0.0034	<0.0034	<0.034	<0.067	<0.0034	<0.0034	<0.0034	<0.0034	<0.013	<0.0034	<0.0034	<0.0034	<0.0034	<0.0034	<0.0034	<0.0034	--
SCS-9**	04/17/18	13	<0.0037	<0.0037	<0.037	<0.075	<0.0037	<0.0037	<0.0037	<0.0037	<0.015	<0.0037	<0.0037	<0.0037	<0.0037	<0.0037	<0.0037	<0.0037	--
SCS-10**	04/18/18	0.5	<0.0034	<0.0034	<0.034	<0.069	<0.0034	<0.0034	<0.0034	<0.0034	<0.014	<0.0034	<0.0034	<0.0034	<0.0034	<0.0034	<0.0034	**0.014**	--
SCS-10**	04/18/18	1.5	<0.0032	<0.0032	<0.032	**0.076**	<0.0032	<0.0032	0.0062	<0.0032	<0.013	<0.0032	<0.0032	<0.0032	<0.0032	<0.0032	<0.0032	**0.081**	--
SCS-10**	04/18/18	4	<0.0041	<0.0041	<0.041	<0.081	<0.0041	<0.0041	<0.0041	<0.0041	<0.016	<0.0041	<0.0041	<0.0041	<0.0041	<0.0041	<0.0041	**0.0092**	--
SCS-10**	04/18/18	8	<0.0037	<0.0037	<0.037	<0.074	<0.0037	<0.0037	<0.0037	<0.0037	<0.015	<0.0037	<0.0037	<0.0037	<0.0037	<0.0037	<0.0037	**0.015**	--
SCS-10***	04/18/18	13	<0.0036	<0.0036	<0.036	<0.072	<0.0036	<0.0036	<0.0036	<0.0036	<0.014	<0.0036	<0.0036	<0.0036	<0.0036	<0.0036	<0.0036	<0.0036	--
SCS-11**	04/18/18	0.5	<0.0037	<0.0037	<0.037	<0.073	<0.0037	<0.0037	<0.0037	<0.0037	<0.015	<0.0037	<0.0037	<0.0037	<0.0037	<0.0037	<0.0037	**0.0088**	--
SCS-11**	04/18/18	1.5	<0.0033	<0.0033	<0.033	<0.067	<0.0033	<0.0033	<0.0033	<0.0033	<0.013	<0.0033	<0.0033	<0.0033	<0.0033	<0.0033	<0.0033	**0.045**	--
SCS-11**	04/18/18	4	<0.0044	<0.0044	<0.044	<0.089	<0.0044	<0.0044	<0.0044	<0.0044	<0.018	<0.0044	<0.0044	<0.0044	<0.0044	<0.0044	<0.0044	**0.007**	--
SCS-11**	04/18/18	8	<0.0044	<0.0044	<0.044	<0.088	<0.0044	<0.0044	<0.0044	<0.0044	<0.018	<0.0044	<0.0044	<0.0044	<0.0044	<0.0044	<0.0044	**0.015**	--
SCS-11**	04/18/18	13	<0.0038	<0.0038	<0.038	<0.077	<0.0038	<0.0038	<0.0038	<0.0038	<0.015	<0.0038	<0.0038	<0.0038	<0.0038	<0.0038	<0.0038	**0.017**	--
SCS-12**	04/18/18	0.5	<0.004	<0.004	<0.04	<0.08	<0.004	<0.004	<0.004	<0.004	<0.016	<0.004	<0.004	<0.004	<0.004	<0.004	<0.004	**0.011**	--
SCS-12**	04/18/18	1.5	<0.0032	<0.0032	<0.032	<0.08	<0.0032	<0.0032	<0.0032	<0.0032	<0.013	<0.0032	<0.0032	<0.0032	<0.0032	<0.0032	<0.0032	**0.049**	--
SCS-12**	04/18/18	4	<0.0042	<0.0042	<0.042	<0.085	<0.0042	<0.0042	<0.0042	<0.0042	<0.017	<0.0042	<0.0042	<0.0042	<0.0042	<0.0042	<0.0042	<0.0042	--
SCS-12**	04/18/18	8	<0.0038	<0.0038	<0.038	<0.076	<0.0038	<0.0038	<0.0038	<0.0038	<0.015	<0.0038	<0.0038	<0.0038	<0.0038	<0.0038	<0.0038	**0.011**	--
SCS-12**	04/18/18	13	<0.0044	<0.0044	<0.044	<0.087	<0.0044	<0.0044	<0.0044	<0.0044	<0.017	<0.0044	<0.0044	<0.0044	<0.0044	<0.0044	<0.0044	<0.0044	--
SCS-13**	04/17/18	4	<0.006	<0.006	<0.06	<0.12	<0.006	<0.006	<0.006	<0.006	<0.024	<0.006	<0.006	<0.006	<0.006	<0.006	<0.006	0.0087	--
SCS-13**	04/17/18	8	<0.005	<0.005	<0.05	<0.1	<0.005	<0.005	<0.005	<0.005	<0.02	<0.005	<0.005	<0.005	<0.005	<0.005	<0.005	<0.005	--
SCS-14**	04/17/18	0.5	<0.0033	<0.0033	<0.033	<0.066	<0.0033	<0.0033	<0.0033	<0.0033	<0.013	<0.0033	<0.0033	<0.0033	<0.0033	<0.0033	<0.0033	**0.034**	--
SCS-14**	04/17/18	1.5	<0.0037	<0.0037	<0.037	<0.075	<0.0037	<0.0037	<0.0037	<0.0037	<0.015	<0.0037	<0.0037	<0.0037	<0.0037	<0.0037	<0.0037	**0.05**	--
SCS-14**	04/17/18	5	<0.0034	<0.0034	<0.034	<0.069	<0.0034	<0.0034	<0.0034	<0.0034	<0.014	<0.0034	<0.0034	<0.0034	<0.0034	<0.0034	<0.0034	<0.0034	--
SCS-14**	04/17/18	7	<0.0039	<0.0039	<0.039	<0.078	<0.0039	<0.0039	<0.0039	<0.0039	<0.016	<0.0039	<0.0039	<0.0039	<0.0039	<0.0039	<0.0039	<0.0039	--
SCS-14**	04/17/18	12	<0.0041	<0.0041	<0.041	<0.083	<0.0041	<0.0041	<0.0041	<0.0041	<0.017	<0.0041	<0.0041	<0.0041	<0.0041	<0.0041	<0.0041	**0.0078**	--
SCS-15**	04/17/18	0.5	<0.0044	<0.0044	<0.044	<0.087	<0.0044	<0.0044	<0.0044	<0.0044	<0.017	<0.0044	<0.0044	<0.0044	<0.0044	<0.0044	<0.0044	**0.15**	--
SCS-15**	04/17/18	1.5	<0.0037	<0.0037	<0.037	**0.2**	<0.0037	<0.0037	<0.0037	<0.0037	<0.015	<0.0037	<0.0037	<0.0037	<0.0037	<0.0037	<0.0037	**0.17**	--
SCS-15**	04/17/18	4	<0.0037	<0.0037	<0.037	<0.074	<0.0037	<0.0037	<0.0037	<0.0037	<0.015	<0.0037	<0.0037	<0.0037	<0.0037	<0.0037	<0.0037	**0.0055**	--
SCS-15**	04/17/18	10	<0.004	<0.004	**0.22**	**0.31**	<0.004	<0.004	<0.004	<0.004	<0.016	<0.004	<0.004	<0.004	<0.004	<0.004	<0.004	<0.004	--
SCS-15**	04/17/18	14	<0.0032	<0.0032	<0.032	<0.063	<0.0032	<0.0032	<0.0032	<0.0032	<0.013	<0.0032	<0.0032	<0.0032	<0.0032	<0.0032	<0.0032	**0.0093**	--

Table 3
Soil Sampling Results
Rheem Manufacturing Company
Milledgeville, Georgia

Location	Date Sampled	Sample Depth (ft-bgs)	1,1,1-Trichloroethane	1,1-Dichloroethene	2-Butanone (MEK)	Acetone	Carbon tetrachloride	Chloroform	cis-1,2-Dichloroethene	Dichlorobromomethane	Dichloromethane (Methylene chloride)	Ethyl benzene	m&p-Xylene	o-Xylene	Tetrachloroethene	Toluene	trans-1,2-Dichloroethene	Trichloroethene	Fraction Organic Carbon
Non-Residential RRS			**96**	**3.8**	**200**	**400**	**0.5**	**8**	**7**	**8**	**2.3**	**70**	**20**	**20**	**0.89**	**100**	**13**	**0.5**	**N/A**
Ind. Worker Type 4			--	--	--	--	--	--	--	--	--	--	--	--	--	--	--	**21**	--
Const. Worker Type 4			--	--	--	--	--	--	--	--	--	--	--	--	--	--	--	**38**	--
SCS-16**	04/17/18	0.5	<0.0039	<0.0039	<0.039	<0.078	<0.0039	<0.0039	<0.0039	<0.0039	<0.016	<0.0039	<0.0039	<0.0039	<0.0039	<0.0039	<0.0039	**1.3**	--
SCS-16**	04/17/18	1.5	<0.0028	<0.0028	<0.028	<0.056	<0.0028	<0.0028	<0.0028	<0.0028	<0.011	<0.0028	<0.0028	<0.0028	<0.0028	<0.0028	<0.0028	**0.0048**	--
SCS-16**	04/17/18	4	<0.0035	<0.0035	<0.035	<0.069	<0.0035	<0.0035	<0.0035	<0.0035	<0.014	<0.0035	<0.0035	<0.0035	<0.0035	<0.0035	<0.0035	**0.0049**	--
SCS-16**	04/17/18	8	<0.0035	<0.0035	<0.035	<0.071	<0.0035	<0.0035	<0.0035	<0.0035	<0.014	<0.0035	<0.0035	<0.0035	<0.0035	<0.0035	<0.0035	<0.0035	--
SCS-16**	04/17/18	12	<0.0036	<0.0036	<0.036	<0.071	<0.0036	<0.0036	<0.0036	<0.0036	<0.014	<0.0036	<0.0036	<0.0036	<0.0036	<0.0036	<0.0036	**0.012**	--
SCS-17**	04/17/18	0.5	<0.0039	<0.0039	<0.039	<0.079	<0.0039	<0.0039	<0.0039	<0.0039	<0.016	<0.0039	<0.0039	<0.0039	<0.0039	<0.0039	<0.0039	**0.094**	--
SCS-17**	04/17/18	1.5	<0.0038	<0.0038	<0.038	0.21	<0.0038	<0.0038	**0.0049**	<0.0038	<0.015	<0.0038	<0.0038	<0.0038	**0.0077**	<0.0038	<0.0038	**0.67**	--
SCS-17**	04/17/18	4	<0.0037	<0.0037	<0.037	<0.074	<0.0037	<0.0037	<0.0037	<0.0037	<0.015	<0.0037	<0.0037	<0.0037	<0.0037	<0.0037	<0.0037	**0.019**	--
SCS-17**	04/17/18	8	<0.004	<0.004	<0.04	<0.08	<0.004	<0.004	<0.004	<0.004	<0.016	<0.004	<0.004	<0.004	<0.004	<0.004	<0.004	**0.0042**	--
SCS-17**	04/17/18	13	<0.0036	<0.0036	<0.036	<0.072	<0.0036	<0.0036	**0.0036**	<0.0036	<0.014	<0.0036	<0.0036	<0.0036	<0.0036	<0.0036	<0.0036	**0.045**	--
SCS-18**	04/17/18	0.5	<0.0037	<0.0037	<0.037	**0.12**	<0.0037	<0.0037	<0.0037	<0.0037	<0.015	<0.0037	<0.0037	<0.0037	<0.0037	<0.0037	<0.0037	**0.95**	--
SCS-18**	04/17/18	1.5	<0.0031	<0.0031	<0.031	**0.071**	<0.0031	<0.0031	<0.0031	<0.0031	<0.012	<0.0031	<0.0031	<0.0031	<0.0031	<0.0031	<0.0031	**0.056**	--
SCS-18**	04/17/18	4	<0.004	<0.004	<0.04	<0.081	<0.004	<0.004	<0.004	<0.004	<0.016	<0.004	<0.004	<0.004	<0.004	<0.004	<0.004	<0.004	--
SCS-18**	04/17/18	8	<0.0053	<0.0053	<0.053	<0.11	<0.0053	<0.0053	<0.0053	<0.0053	<0.021	<0.0053	<0.0053	<0.0053	<0.0053	<0.0053	<0.0053	<0.0053	--
SCS-18**	04/17/18	13	<0.0031	<0.0031	<0.031	<0.063	<0.0031	<0.0031	<0.0031	<0.0031	<0.013	<0.0031	<0.0031	<0.0031	<0.0031	<0.0031	<0.0031	<0.0031	--
SCS-19**	04/17/18	0.5	<0.0037	<0.0037	<0.037	**0.09**	<0.0037	<0.0037	<0.0037	<0.0037	<0.015	<0.0037	<0.0037	<0.0037	<0.0037	<0.0037	<0.0037	**0.57**	--
SCS-19**	04/17/18	1.5	<0.0034	<0.0034	<0.034	<0.068	<0.0034	<0.0034	<0.0034	<0.0034	<0.014	<0.0034	<0.0034	<0.0034	<0.0034	<0.0034	<0.0034	**0.016**	--
SCS-19**	04/17/18	4	<0.004	<0.004	<0.04	<0.08	<0.004	<0.004	<0.004	<0.004	<0.016	<0.004	<0.004	<0.004	<0.004	<0.004	<0.004	<0.004	--
SCS-19**	04/17/18	8	<0.0028	<0.0028	<0.028	<0.056	<0.0028	<0.0028	<0.0028	<0.0028	<0.011	<0.0028	<0.0028	<0.0028	<0.0028	<0.0028	<0.0028	**0.0038**	--
SCS-19**	04/17/18	13	<0.0037	<0.0037	<0.037	<0.074	<0.0037	<0.0037	<0.0037	<0.0037	<0.015	<0.0037	<0.0037	<0.0037	<0.0037	<0.0037	<0.0037	<0.0037	--

Notes:
Detections are shown in bold.
Only VOCs detected in one or more soil samples are included in this table.
mg/kg = milligrams per kilogram
* Pre-SVE sample
** Post-SVE sample

Table 4
Pre- and Post-SVE Comparison of TCE Concentrations in Soil
Rheem Manufacturing Company
Milledgeville, Georgia

Statistical Parameter	Trichloroethene Concentration (mg/kg)	
	pre-SVE	post-SVE
# of Samples	103	55
Minimum	ND	ND
Maximum	78,000	3.1
Mean	2,333	0.097
Median	55	0.0048
Standard Deviation	8,407	0.45

Notes:

SVE: soil vapor extraction

pre-SVE: samples collected within the SVE zone of influence in 2008, 2009, 2010, and 2013 before SVE operations were initiated.

post-SVE: samples collected within the SVE zone of influence in 2018 after the SVE operations ceased

mg/kg: milligram per kilogram

ND: Not Detected

Table 5
Facility Sub-Slab Soil Gas Sampling Results
Rheem Manufacturing Company
Milledgeville, Georgia

Location	Sample Depth (ft-bgs)	Date Sampled	1,1,1-Trichloroethane ($\mu g/m^3$)	1,1-Dichloroethane ($\mu g/m^3$)	1,1-Dichloroethene ($\mu g/m^3$)	1,2-Dichlorobenzene ($\mu g/m^3$)	1,2,4-Trichlorobenzene ($\mu g/m^3$)	1,2,4-Trimethylbenzene ($\mu g/m^3$)	1,3-Dichlorobenzene ($\mu g/m^3$)	1,3,5-Trimethylbenzene ($\mu g/m^3$)	1,4-Dichlorobenzene ($\mu g/m^3$)	2-Butanone (MEK) ($\mu g/m^3$)	4-Ethyltoluene ($\mu g/m^3$)	4-Methyl-2-pentanone ($\mu g/m^3$)	Benzene ($\mu g/m^3$)	Carbon disulfide ($\mu g/m^3$)	Carbon tetrachloride ($\mu g/m^3$)	Chlorobenzene ($\mu g/m^3$)	Chloroform ($\mu g/m^3$)	Chloromethane ($\mu g/m^3$)	cis-1,2-Dichloroethene ($\mu g/m^3$)	Dichloromethane (Methylene chloride) ($\mu g/m^3$)	Ethylbenzene ($\mu g/m^3$)	Freon-12 ($\mu g/m^3$)	Isopropylbenzene ($\mu g/m^3$)	m&p-Xylene ($\mu g/m^3$)	o-Xylene ($\mu g/m^3$)	Styrene ($\mu g/m^3$)	Tetrachloroethene ($\mu g/m^3$)	Toluene ($\mu g/m^3$)	trans-1,2-Dichloroethene ($\mu g/m^3$)	Trichloroethene ($\mu g/m^3$)
Non-Residential TSSSGC*			**730,000**	**2,600**	**29,000**	**29,200**	**292**	**1,000**	**N/A**	**8,760**	**372**	**730,000**	**N/A**	**440,000**	**520**	**100,000**	**680**	**7,300**	**180**	**13,000**	**N/A**	**88,000**	**1,600**	**15,000**	**58,000**	**15,000**	**15,000**	**150,000**	**5,800**	**730,000**	**N/A**	**290**
VI-001	0.5	09/04/14	ND	ND	ND	ND	ND	170	ND	44	ND	ND	37	ND	65	ND	ND	ND	ND	ND	21	ND	130	ND	5.6	470	150	ND	ND	550	ND	1,800
VI-002	0.5	09/04/14	ND	ND	ND	ND	ND	70	ND	18	ND	ND	15	ND	16	ND	ND	ND	ND	3.7	ND	23	ND	ND	120	37	ND	ND	110	ND	61
VI-003	0.5	09/04/14	ND	ND	ND	ND	ND	34	ND	11	ND	ND	6.2	ND	45	ND	ND	ND	5.1	11	190	ND	31	ND	ND	120	41	ND	13	140	20	1,600
VI-004	0.5	09/04/14	ND	ND	ND	ND	ND	110	ND	26	ND	ND	25	ND	18	ND	ND	ND	5.2	ND	ND	ND	35	ND	ND	180	65	ND	6.9	130	ND	5,300
		12/13/16	ND	ND	ND	ND	ND	6	ND	ND	ND	ND	ND	ND	ND	ND	ND	ND	ND	ND	ND	ND	8.7	ND	NA	23	8.9	ND	97	23	ND	2,600
		08/27/18	ND	ND	ND	ND	ND	ND	ND	ND	ND	ND	ND	ND	ND	ND	ND	ND	ND	ND	ND	ND	ND	ND	NA	9.1	4.3	ND	12	18	ND	ND
VI-005	0.5	09/04/14	ND	ND	ND	ND	ND	140	ND	33	ND	ND	28	ND	17	ND	ND	ND	ND	ND	ND	ND	38	ND	ND	190	72	ND	11	130	ND	3,900
		12/13/16	ND	ND	ND	ND	ND	ND	ND	ND	ND	ND	ND	ND	ND	ND	ND	ND	ND	ND	ND	ND	5.3	ND	NA	12	6.2	ND	190	5.9	ND	3,400
		08/27/18	ND	ND	ND	ND	ND	16	ND	ND	ND	ND	ND	ND	4.3	ND	ND	ND	ND	ND	ND	ND	8.5	ND	NA	27	12	ND	ND	50	ND	ND
VI-006	0.5	09/03/14	ND	ND	ND	ND	ND	51	ND	ND	ND	ND	ND	ND	29	ND	ND	ND	ND	ND	ND	ND	32	ND	ND	160	43	ND	56	180	ND	16,000
VI-007	0.5	09/04/14	ND	ND	ND	ND	ND	170	ND	56	ND	ND	32	ND	46	ND	ND	ND	ND	ND	ND	ND	41	ND	ND	220	67	ND	ND	180	ND	6,100
VI-008	0.5	09/04/14	ND	ND	ND	ND	ND	100	ND	27	ND	ND	19	14	33	ND	ND	ND	ND	2.3	ND	ND	39	ND	ND	180	62	ND	15	150	ND	150
VI-009	0.5	09/03/14	ND	ND	ND	ND	ND	59	ND	ND	ND	ND	ND	ND	ND	ND	ND	ND	ND	ND	ND	ND	ND	ND	ND	97	28	ND	ND	90	ND	11,000
		12/13/16	ND	ND	ND	ND	ND	ND	ND	ND	ND	ND	ND	ND	4.2	ND	ND	ND	ND	ND	ND	ND	ND	5.8	NA	9.4	4.6	ND	86	6.3	ND	2,500
		08/27/18	ND	ND	ND	ND	ND	12	ND	ND	ND	ND	ND	ND	3.7	ND	ND	ND	ND	ND	ND	ND	4.8	ND	NA	17	7.8	ND	ND	22	ND	ND
VI-010	0.5	09/04/14	ND	ND	6	ND	ND	390	ND	100	ND	ND	91	ND	61	ND	ND	ND	ND	2.9	ND	ND	280	ND	14	1,000	370	5.5	29	940	ND	99
VI-011	0.5	09/05/14	ND	ND	97	ND	ND	130	ND	38	ND	ND	24	ND	36	ND	ND	ND	ND	2.1	ND	9	82	ND	ND	280	120	6.6	49	350	ND	2,100
		08/27/18	ND	ND	ND	ND	ND	11	ND	ND	ND	ND	ND	ND	ND	ND	ND	ND	6	ND	ND	ND	ND	ND	ND	16	7.8	ND	ND	17	ND	ND
VI-012	0.5	09/04/14	ND	ND	ND	ND	ND	33	ND	ND	ND	ND	ND	ND	ND	ND	ND	ND	25	ND	ND	ND	ND	ND	ND	95	31	ND	310	28	ND	15,000
VI-013	0.5	09/03/14	ND	ND	54	ND	ND	75	ND	21	ND	31	16	ND	13	ND	ND	ND	90	ND	4,000	3.8	44	ND	ND	180	61	ND	29	180	260	6,600
VI-014	0.5	09/04/14	1,500	ND	ND	ND	ND	ND	ND	ND	ND	ND	ND	ND	ND	ND	ND	ND	2,800	ND	43,000	ND	ND	ND	ND	ND	ND	ND	260	ND	10,000	130,000
		12/13/16	ND	ND	ND	ND	ND	ND	ND	ND	ND	ND	ND	ND	ND	ND	ND	ND	2,200	ND	46,000	ND	ND	ND	NA	ND	ND	ND	ND	ND	10,000	90,000
		08/27/18	1,300	560	ND	ND	ND	ND	ND	ND	ND	ND	ND	ND	ND	ND	ND	ND	1,600	ND	58,000	ND	ND	ND	NA	ND	ND	ND	490	ND	15,000	120,000
VI-015	0.5	09/04/14	17	ND	ND	ND	ND	81	ND	27	ND	150	15	180	68	6.9	ND	ND	ND	2.1	ND	4.1	410	ND	8.7	1,500	480	11	430	160	ND	110
VI-016	0.5	09/03/14	ND	ND	48	ND	ND	81	ND	18	ND	ND	19	ND	6.6	ND	ND	ND	43	ND	79	3.8	23	7.3	ND	120	41	ND	76	120	52	60,000
VI-017	0.5	09/03/14	ND	ND	ND	ND	ND	ND	ND	ND	ND	ND	ND	ND	ND	ND	ND	ND	ND	ND	3,200	ND	ND	1,100	ND	ND	ND	ND	ND	ND	ND	41,000
VI-018	0.5	09/04/14	ND	ND	ND	ND	ND	ND	ND	ND	ND	ND	ND	ND	ND	ND	ND	ND	380	ND	2,100	540	ND	ND	ND	ND	ND	ND	230	ND	ND	180,000
		12/13/16	ND	ND	ND	ND	ND	ND	ND	ND	ND	ND	ND	ND	ND	ND	ND	ND	ND	ND	310	ND	ND	ND	NA	ND	ND	ND	43	ND	48	3,000
		08/28/18	ND	ND	ND	ND	ND	13	ND	ND	ND	ND	ND	ND	8.9	ND	ND	ND	ND	ND	ND	ND	11	ND	NA	33	14	ND	42	74	ND	30
VI-019	0.5	09/03/14	ND	ND	7,300	ND	ND	ND	ND	ND	ND	ND	ND	ND	ND	ND	ND	ND	2,600	ND	320,000	ND	ND	ND	ND	ND	ND	ND	ND	ND	ND	47,000
VI-020	0.5	09/04/14	1,400	1,200	270	ND	ND	78	ND	34	ND	360	14	46	56	53	ND	ND	43	2.7	1,400	23	41	ND	7.2	150	76	4.5	560	160	15	8,400
VI-021	0.5	09/04/14	730	54	110	ND	ND	250	ND	87	ND	ND	55	ND	28	ND	ND	ND	45	ND	ND	ND	580	ND	ND	2,400	550	ND	20,000	260	ND	3,900
		12/13/16	110	ND	ND	ND	ND	ND	ND	ND	ND	ND	ND	ND	ND	ND	ND	ND	ND	ND	ND	ND	46	ND	NA	56	45	ND	4,100	ND	ND	4,500
		08/28/18	160	16	18	ND	ND	16	ND	5	ND	ND	7.1	ND	16	ND	ND	ND	21	ND	ND		70	ND	NA	100	89	ND	9,900	110	ND	2,600
VI-022	0.5	09/03/14	ND	ND	ND	ND	ND	ND	ND	ND	ND	ND	ND	ND	ND	ND	ND	ND	15,000	ND	ND	ND	ND	ND	ND	ND	ND	ND	ND	ND	ND	2,800,000
		12/13/16	ND	ND	ND	ND	ND	ND	ND	ND	ND	ND	ND	ND	ND	ND	ND	ND	ND	ND	ND	ND	ND	ND	NA	8.8	ND	ND	ND	21	ND	35
		08/27/18	ND	ND	ND	ND	ND	11	ND	ND	ND	ND	ND	ND	5.4	ND	ND	ND	ND	ND	ND	ND	5.2	ND	NA	15	8	ND	ND	26	n	44
VI-023	0.5	09/03/14	ND	ND	ND	ND	ND	ND	ND	ND	ND	ND	ND	ND	ND	ND	ND	ND	78,000	ND	ND	ND	ND	ND	ND	ND	ND	ND	ND	ND	ND	14,000,000
		12/13/16	ND	ND	ND	ND	ND	ND	ND	ND	ND	ND	ND	ND	110	ND	130	ND	2,200	ND	1,100	ND	ND	ND	NA	ND	ND	ND	3,200	ND	ND	1,700,000
		08/28/18	15	ND	55	ND	ND	21	ND	6	ND	ND	5.2	ND	6.2	ND	ND	ND	ND	ND	ND	ND	15	ND	NA	49	21	ND	440	76	ND	120
VI-024	0.5	09/03/14	ND	ND	ND	ND	ND	ND	ND	ND	ND	ND	ND	ND	ND	ND	ND	ND	27,000	ND	55,000	ND	ND	ND	ND	ND	ND	ND	ND	ND	ND	6,400,000
		12/13/16	ND	ND	ND	ND	ND	ND	ND	ND	ND	ND	ND	ND	280	ND	ND	ND	ND	ND	ND	ND	270	ND	NA	530	150	ND	170	2,100	ND	36,000
		08/27/18	ND	ND	ND	ND	ND	9	ND	ND	ND	ND	ND	ND	ND	ND	ND	ND	ND	ND	ND	ND	ND	ND	NA	13	6.1	ND	ND	18	ND	130
VI-025	0.5	09/03/14	ND	ND	ND	ND	ND	ND	ND	ND	ND	ND	ND	ND	ND	ND	ND	ND	8,600	ND	26,000	ND	ND	ND	ND	ND	ND	ND	ND	ND	ND	1,600,000
		12/14/16	ND	ND	ND	ND	ND	6.2	ND	ND	ND	ND	ND	ND	ND	ND	ND	ND	14	ND	51	ND	ND	ND	NA	10	ND	ND	ND	5.6	ND	1,100
		08/27/18	ND	ND	ND	ND	ND	12	ND	5	ND	ND	ND	ND	3.2	ND	ND	ND	63	ND	240	ND	4.6	ND	NA	17	8	ND	ND	17	ND	5,000
VI-026	0.5	09/03/14	ND	ND	ND	ND	ND	ND	ND	ND	ND	ND	ND	ND	ND	ND	ND	ND	2,400	ND	ND	ND	ND	ND	ND	ND	ND	ND	1,300	ND	ND	800,000
		12/14/16	ND	ND	ND	ND	ND	ND	ND	ND	ND	ND	ND	ND	ND	ND	ND	ND	ND	ND	ND	ND	ND	ND	NA	ND	ND	ND	ND	3.9	ND	280
		08/27/18	ND	ND	ND	ND	ND	16	ND	6	ND	ND	ND	ND	4.5	ND	ND	ND	ND	ND	ND	ND	7.4	ND	NA	26	12	ND	ND	33	ND	640
VI-027	0.5	09/03/14	ND	ND	ND	ND	ND	ND	ND	ND	ND	ND	ND	ND	ND	ND	ND	ND	22,000	ND	ND	ND	ND	ND	ND	ND	ND	ND	ND	ND	ND	7,800,000
		12/13/16	ND	ND	ND	ND	ND	ND	ND	ND	ND	ND	ND	ND	ND	ND	ND	ND	ND	ND	ND	ND	ND	ND	NA	ND	ND	ND	37	ND	ND	8,300
		08/27/18	ND	ND	ND	ND	ND	12	ND	ND	ND	ND	ND	ND	3.5	ND	ND	ND	11	ND	ND	ND	4.8	ND	NA	16	8.5	ND	230	24	ND	810
VI-028	0.5	09/03/14	ND	ND	ND	ND	ND	ND	ND	ND	ND	ND	ND	ND	ND	ND	ND	ND	4,200	ND	ND	ND	ND	ND	ND	ND	ND	ND	ND	ND	ND	1,500,000
		12/14/16	ND	ND	ND	ND	ND	15	ND	8	ND	ND	ND	ND	4.4	ND	ND	ND	20	ND	ND	ND	8.9	ND	NA	42	13	ND	ND	15	ND	1,500
		08/27/18	ND	ND	ND	ND	ND	12	ND	ND	ND	ND	ND	ND	3.5	ND	ND	ND	5	ND	ND	ND	5.2	ND	NA	15	8	ND	34	26	ND	320

Table 5
Facility Sub-Slab Soil Gas Sampling Results
Rheem Manufacturing Company
Milledgeville, Georgia

Location	Sample Depth (ft-bgs)	Date Sampled	1,1,1-Trichloroethane (µg/m³)	1,1-Dichloroethane (µg/m³)	1,1-Dichloroethene (µg/m³)	1,2-Dichlorobenzene (µg/m³)	1,2,4-Trichlorobenzene (µg/m³)	1,2,4-Trimethylbenzene (µg/m³)	1,3-Dichlorobenzene (µg/m³)	1,3,5-Trimethylbenzene (µg/m³)	1,4-Dichlorobenzene (µg/m³)	2-Butanone (MEK) (µg/m³)	4-Ethyltoluene (µg/m³)	4-Methyl-2-pentanone (µg/m³)	Benzene (µg/m³)	Carbon disulfide (µg/m³)	Carbon tetrachloride (µg/m³)	Chlorobenzene (µg/m³)	Chloroform (µg/m³)	Chloromethane (µg/m³)	cis-1,2-Dichloroethene (µg/m³)	Dichloromethane (Methylene chloride) (µg/m³)	Ethylbenzene (µg/m³)	Freon-12 (µg/m³)	Isopropylbenzene (µg/m³)	m&p-Xylene (µg/m³)	o-Xylene (µg/m³)	Styrene (µg/m³)	Tetrachloroethene (µg/m³)	Toluene (µg/m³)	trans-1,2-Dichloroethene (µg/m³)	Trichloroethene (µg/m³)
	Non-Residential TSSSGC*		730,000	2,600	29,000	29,200	292	1,000	N/A	8,760	372	730,000	N/A	440,000	520	100,000	680	7,300	180	13,000	N/A	88,000	1,600	15,000	58,000	15,000	15,000	150,000	5,800	730,000	N/A	290
VI-029	0.5	09/03/14	ND	ND	ND	ND	ND	ND	ND	ND	ND	ND	ND	ND	ND	ND	ND	ND	490	ND	2,200	ND	ND	ND	ND	ND	ND	ND	ND	ND	ND	250,000
		12/13/16	ND	ND	ND	ND	ND	ND	ND	ND	ND	ND	ND	ND	ND	ND	ND	ND	ND	ND	ND	ND	ND	ND	NA	ND	ND	ND	51	ND	ND	12,000
		08/27/18	ND	ND	ND	ND	ND	11	ND	ND	ND	ND	ND	ND	ND	ND	ND	ND	ND	ND	ND	ND	4.3	14	NA	32	4.8	17	ND	6.4	ND	ND
VI-030	0.5	09/04/14	ND	ND	ND	ND	ND	48	ND	ND	ND	ND	ND	ND	44	ND	ND	ND	ND	ND	ND	ND	180	ND	ND	1600	500	ND	450	130	ND	750
VI-031	0.5	09/04/14	7	ND	ND	ND	ND	270	ND	130	ND	ND	58	21	66	ND	ND	ND	ND	ND	ND	ND	110	ND	14	430	170	ND	29	250	ND	770
		08/28/18	7	ND	ND	8	ND	16	ND	5	ND	ND	6.6	ND	10	ND	ND	6	6	ND	43	ND	15	ND	NA	44	18	ND	42	99	ND	5100
VI-032	0.5	09/04/14	ND	ND	32,000	ND	ND	ND	ND	ND	ND	ND	ND	ND	ND	ND	ND	ND	2,200	ND	6,600	ND	ND	ND	ND	ND	ND	ND	170,000	ND	ND	110,000
		12/14/16	ND	ND	ND	ND	ND	5.9	ND	ND	ND	ND	ND	ND	ND	ND	ND	ND	ND	ND	ND	ND	ND	ND	NA	ND	ND	ND	ND	9.8	ND	150
		08/28/18	14	ND	52	ND	ND	27	ND	7	ND	ND	10	ND	8.5	ND	ND	ND	ND	ND	13	ND	18	ND	NA	58	25	ND	500	100	ND	86
VI-033	0.5	09/04/14	ND	ND	1,900	ND	ND	ND	ND	ND	ND	ND	ND	ND	ND	ND	ND	ND	150	ND	ND	ND	ND	ND	ND	ND	ND	ND	35,000	ND	ND	170,000
		12/14/16	ND	ND	ND	ND	ND	10	ND	ND	ND	ND	ND	ND	3.9	ND	ND	ND	ND	ND	ND	ND	9.9	ND	NA	41	13	ND	27	27	ND	270
		08/27/18	ND	ND	ND	ND	ND	12	ND	ND	ND	ND	ND	ND	ND	ND	ND	ND	ND	ND	ND	ND	4.8	ND	NA	17	7.6	ND	34	20	ND	120
VI-034	0.5	09/04/14	ND	ND	ND	ND	ND	ND	ND	ND	ND	ND	ND	ND	ND	ND	ND	ND	ND	ND	ND	ND	ND	ND	ND	ND	ND	ND	320	ND	ND	49,000
VI-035	0.5	09/04/14	ND	ND	ND	ND	ND	170	ND	43	ND	ND	32	9	18	ND	ND	ND	6.6	ND	ND	ND	43	ND	ND	220	78	ND	22	140	ND	6,200
VI-036	0.5	09/04/14	ND	ND	ND	ND	ND	69	ND	16	ND	ND	15	ND	14	26	ND	ND	ND	ND	ND	ND	34	ND	ND	130	45	ND	140	96	ND	55
VI-037	0.5	09/04/14	ND	ND	ND	ND	ND	39	ND	7.9	ND	ND	7.7	ND	18	ND	ND	ND	ND	ND	ND	ND	20	ND	ND	93	36	ND	160	120	ND	160
		08/27/18	ND	ND	ND	ND	25	10	6	ND	9.9	ND	ND	ND	ND	ND	ND	ND	ND	ND	ND	ND	ND	ND	NA	11	5.2	ND	210	14	ND	43
VI-038	0.5	09/04/14	ND	ND	19	ND	ND	68	ND	19	ND	57	13	ND	32	ND	ND	ND	ND	2.3	ND	7.1	44	ND	ND	160	70	5.5	23	660	ND	44
VI-039	0.5	09/04/14	ND	ND	190	ND	ND	51	ND	14	ND	ND	27	ND	17	ND	ND	ND	ND	4.1	ND	ND	21	ND	ND	130	42	ND	320	64	ND	630
VI-040	0.5	09/04/14	16	ND	ND	ND	ND	54	ND	15	ND	ND	12	ND	14	ND	ND	ND	ND	3	ND	ND	22	ND	ND	98	34	ND	85	92	ND	20
VI-041	0.5	09/04/14	34,000	560	31	ND	ND	100	ND	31	ND	ND	20	ND	19	ND	ND	ND	ND	ND	ND	ND	32	ND	ND	160	56	ND	5,000	120	ND	190
VI-042	0.5	09/04/14	110	ND	9,300	ND	ND	ND	ND	ND	ND	ND	ND	ND	24	ND	ND	ND	ND	ND	ND	ND	34	ND	ND	110	95	ND	2,300	69	ND	230
VI-043	0.5	09/04/14	ND	ND	30	ND	ND	56	ND	ND	ND	ND	ND	ND	18	ND	ND	ND	170	ND	ND	ND	ND	ND	ND	86	28	ND	2,400	110	ND	20,000
		12/13/16	ND	ND	ND	ND	ND	ND	ND	ND	ND	ND	ND	ND	ND	ND	ND	ND	96	ND	ND	ND	ND	ND	NA	ND	ND	ND	850	ND	ND	17,000
		08/28/18	42	ND	170	ND	ND	15	ND	5	ND	ND	ND	ND	12	ND	ND	ND	110	ND	ND	ND	17	ND	NA	52	24	ND	2400	93	ND	12,000
VI-044	0.5	09/04/14	ND	ND	ND	ND	ND	230	ND	90	ND	33	45	33	55	ND	ND	ND	13	ND	ND	3.5	71	ND	8.6	360	130	ND	100	230	ND	140
VI-045	0.5	09/04/14	40,000	1,100	460,000	ND	ND	ND	ND	ND	ND	ND	ND	ND	ND	ND	ND	ND	170	ND	ND	ND	ND	ND	ND	ND	ND	ND	50,000	ND	ND	13,000
		12/14/16	ND	ND	290,000	ND	ND	ND	ND	ND	ND	ND	ND	ND	ND	ND	ND	ND	ND	ND	ND	ND	ND	ND	NA	ND	ND	ND	13,000	ND	ND	3,800
		08/28/18	8,800	630	480,000	ND	ND	11	ND	ND	ND	ND	ND	ND	8.8	ND	ND	ND	99	ND	130	ND	5.9	6.9	NA	31	7.8	6	18,000	33	20	4,200
VI-046	0.5	09/04/14	ND	ND	ND	ND	ND	130	ND	40	ND	590	19	34	22	9.8	ND	ND	ND	ND	ND	5.4	31	ND	ND	150	56	6.4	ND	240	ND	73
		12/14/16	13	ND	140	ND	ND	12	ND	5.6	ND	ND	ND	ND	3.3	ND	ND	ND	ND	ND	ND	ND	4.5	ND	NA	21	8.6	ND	370	8.4	ND	150
		08/27/18	ND	ND	ND	ND	ND	14	ND	ND	ND	ND	ND	ND	ND	ND	ND	ND	ND	ND	ND	ND	5.6	ND	NA	18	8.5	ND	ND	29	ND	ND
VI-047	0.5	09/04/14	ND	ND	ND	ND	ND	62	ND	20	ND	ND	9.3	ND	19	ND	ND	ND	ND	ND	84	ND	18	ND	ND	98	37	ND	ND	100	9	760
		12/14/16	10	ND	120	ND	ND	8	ND	ND	ND	ND	ND	ND	7.3	ND	ND	ND	ND	ND	ND	ND	6.2	ND	NA	25	8.4	ND	280	39	ND	110
		08/27/18	ND	ND	ND	ND	ND	9	ND	ND	ND	ND	ND	ND	ND	ND	ND	ND	ND	ND	ND	ND	ND	ND	NA	14	6.1	ND	ND	21	ND	ND

Notes:
µg/m³: micrograms per cubic meter
TSSSGC: Target Sub-Slab Soil Gas Concentration
N/A: Not Applicable
ft-bgs: feet below ground surface
ND: non-detect
*lower of carcinogenic (Target Cancer Risk of 10^{-5}) or non-carcinogenic (Target Hazard Quotient of 1) risk
exceeds Non-Residential TSSSGC

EPS

Table 6
Facility Indoor Air Sampling Results
Rheem Manufacturing Company
Milledgeville, Georgia

Location	Date Sampled	1,1,1-Trichloroethane ($\mu g/m^3$)	1,1-Dichloroethene ($\mu g/m^3$)	1,2,4-Trimethylbenzene ($\mu g/m^3$)	1,3,5-Trimethylbenzene ($\mu g/m^3$)	1,4-Dichlorobenzene ($\mu g/m^3$)	2-Butanone (MEK) ($\mu g/m^3$)	2-Hexanone ($\mu g/m^3$)	4-Ethyltoluene ($\mu g/m^3$)	4-Methyl-2-pentanone ($\mu g/m^3$)	Benzene ($\mu g/m^3$)	Carbon disulfide ($\mu g/m^3$)	Carbon tetrachloride ($\mu g/m^3$)	Chloromethane ($\mu g/m^3$)	cis-1,2-Dichloroethene ($\mu g/m^3$)	Dichlorobromomethane ($\mu g/m^3$)	Dichloromethane (Methylene chloride) ($\mu g/m^3$)	Ethyl benzene ($\mu g/m^3$)	Freon-11 ($\mu g/m^3$)	Freon-12 ($\mu g/m^3$)	Freon-114 ($\mu g/m^3$)	m&p-Xylene ($\mu g/m^3$)	o-Xylene ($\mu g/m^3$)	Styrene ($\mu g/m^3$)	Toluene ($\mu g/m^3$)	Trichloroethene ($\mu g/m^3$)	Xylenes (unspecified) ($\mu g/m^3$)
Non-Residential (NC) TIAC		**22,000**	**880**	**31**	**N/A**	**3,500**	**22,000**	**131**	**N/A**	**13100**	**130**	**3,100**	**440**	**390**	**N/A**	**N/A**	**2,600**	**4,400**	**N/A**	**100**	**N/A**	**440**	**440**	**4,400**	**22,000**	**8.8**	**438**
Non-Residential (C) TIAC*		**N/A**	**N/A**	**N/A**	**N/A**	**11**	**N/A**	**N/A**	**N/A**	**N/A**	**16**	**N/A**	**20**	**N/A**	**N/A**	**3.3**	**12,000**	**49**	**N/A**	**N/A**	**N/A**	**N/A**	**N/A**	**N/A**	**N/A**	**30**	**N/A**
IA-1	08/28/14	ND	ND	0.87	ND	ND	2.2	NA	ND	NA	0.31	ND	0.36	ND	ND	ND	ND	0.6	0.91	1.7	NA	1.7	0.84	0.81	3.0	24	NA
	11/13/14	ND	ND	ND	ND	ND	ND	NA	ND	NA	0.42	ND	0.38	1.0	ND	ND	ND	ND	1.2	1.1	NA	ND	ND	ND	ND	2.9	NA
	12/12/16	ND	ND	ND	ND	ND	1.0	NA	ND	NA	0.39	ND	0.45	1.1	ND	ND	ND	ND	1.2	2.2	NA	0.84	ND	ND	0.88	0.65	NA
	08/22/18	ND	ND	ND	ND	ND	ND	ND	ND	ND	ND	ND	ND	ND	ND	ND	ND	ND	ND	2.4	ND	ND	ND	ND	ND	1.3	ND
IA-2	08/28/14	ND	ND	0.75	ND	ND	1.9	NA	ND	NA	0.31	ND	0.33	0.83	ND	ND	ND	ND	0.98	2.0	NA	1.1	0.61	0.62	2.1	0.71	NA
	12/12/16	ND	ND	0.5	ND	ND	0.81	NA	ND	NA	0.39	ND	0.45	1.0	ND	ND	ND	ND	1.1	2.1	NA	0.92	ND	ND	0.88	ND	NA
	08/22/18	ND	ND	ND	ND	ND	ND	ND	ND	ND	ND	ND	ND	ND	ND	ND	ND	ND	ND	2.5	ND	ND	ND	ND	ND	ND	ND
IA-3	08/28/14	ND	ND	1.5	0.65	ND	2.6	NA	1.1	NA	0.69	ND	0.38	ND	ND	ND	ND	0.97	1.3	2.0	NA	4.2	1.8	ND	4.3	74	NA
	12/12/16	ND	ND	1.1	0.55	ND	1.1	NA	0.55	NA	0.55	ND	0.51	1.3	ND	ND	ND	1.3	1.4	2.3	NA	3.1	1.2	ND	1.6	1.2	NA
	08/22/18	ND	ND	1.4	ND	ND	2.1	ND	ND	ND	ND	ND	ND	ND	ND	ND	2.9	ND	1.1	2.0	ND	1.8	0.87	ND	ND	ND	2.6
IA-4	08/28/14	ND	ND	1.1	ND	2.8	3.3	NA	0.55	NA	0.63	ND	0.49	ND	ND	ND	ND	1.1	1.4	2.6	NA	3.9	1.5	0.56	65	18	NA
	11/13/14	ND	ND	2.7	1.3	0.61	0.84	NA	1.6	NA	0.42	ND	0.38	1.2	ND	ND	ND	ND	1.1	ND	NA	0.53	ND	ND	5.2	0.55	NA
	12/12/16	ND	ND	1.8	ND	ND	2.7	NA	ND	NA	0.78	6.6	ND	1.5	ND	ND	1.1	2.6	1.5	2.3	NA	8.4	2.7	ND	8.3	ND	NA
	08/22/18	ND	ND	ND	ND	ND	ND	ND	ND	ND	ND	ND	ND	ND	ND	ND	ND	ND	ND	2.2	ND	ND	ND	ND	ND	ND	ND
IA-5	08/28/14	ND	ND	0.95	ND	2.2	2.1	NA	ND	NA	0.36	ND	ND	ND	ND	ND	ND	0.7	0.79	ND	NA	2.9	1.1	0.73	37	12	NA
	12/12/16	ND	ND	1.0	ND	ND	0.93	NA	ND	NA	0.49	ND	0.38	1.3	ND	ND	ND	0.57	1.2	2.1	NA	2.1	0.75	ND	1.8	ND	NA
	08/22/18	ND	ND	ND	ND	ND	ND	ND	ND	ND	ND	ND	ND	ND	ND	ND	ND	ND	ND	2.2	ND	ND	ND	ND	ND	1.1	ND
IA-6	08/28/14	ND	ND	3.6	2.6	ND	1.7	NA	1.6	NA	0.42	ND	ND	1.5	ND	ND	ND	2.2	0.85	1.4	NA	12	5.1	ND	6.0	52	NA
	11/13/14	ND	ND	ND	ND	ND	0.69	NA	ND	NA	0.55	ND	0.38	0.95	ND	ND	ND	ND	1.1	1.0	NA	1.1	ND	ND	0.8	45	NA
	12/12/16	ND	1.2	1.3	0.85	ND	0.69	NA	0.6	NA	0.55	ND	0.45	1.3	ND	ND	ND	0.75	1.3	2.3	NA	3.7	1.6	ND	1.2	2.3	NA
	08/22/18	ND	ND	1.7	0.98	ND	1.8	ND	ND	ND	ND	ND	ND	ND	ND	ND	ND	ND	ND	2.1	ND	2.6	1.3	ND	ND	1.6	3.9
IA-7	08/28/14	ND	0.68	5.7	4.0	1.0	3.0	NA	2.2	NA	0.84	ND	ND	2.0	ND	0.95	ND	4.5	1.3	1.1	NA	22	8.3	1.1	7.2	92	NA
	12/12/16	0.55	1.5	1.4	0.8	ND	0.75	NA	0.65	NA	0.61	ND	0.45	1.2	ND	ND	ND	0.79	1.2	2.2	NA	3.6	1.5	ND	1.3	2.4	NA
	08/22/18	ND	ND	3.8	1.6	ND	2.6	5.7	2.7	1.4	2.1	ND	ND	1.2	ND	ND	ND	2.4	ND	2.3	2.7	9.9	3.6	ND	7.4	ND	13
IA-8	08/28/14	ND	0.64	9.4	6.8	ND	4.3	NA	5.7	NA	0.81	ND	ND	3.1	ND	ND	ND	6.0	1.3	1.3	NA	37	14	0.47	4.9	72	NA
	11/13/14	ND	ND	5.4	3.4	ND	0.69	NA	2.4	NA	0.74	ND	0.38	1.0	ND	ND	ND	2.8	1.1	1.1	NA	24	8.2	ND	0.88	39	NA
	12/12/16	0.83	2.4	1.4	1.0	ND	1.6	NA	0.6	NA	0.65	ND	0.51	1.4	ND	ND	ND	0.79	1.4	2.5	NA	4.2	1.8	ND	1.3	2.3	NA
	08/22/18	ND	ND	2.9	1.9	ND	2.2	ND	ND	ND	ND	ND	ND	ND	ND	ND	ND	0.87	1.2	2.3	ND	5.1	2.4	ND	0.79	ND	7.6
IA-9	08/28/14	ND	0.64	4.7	2.9	ND	3.4	NA	2.1	NA	0.81	ND	ND	ND	0.56	ND	ND	2.7	1.2	1.1	NA	14	5.5	ND	9.0	140	NA
	12/12/16	0.61	1.6	1.7	0.95	ND	1.0	NA	0.6	NA	0.52	ND	0.45	1.2	ND	ND	ND	0.79	1.2	2.2	NA	3.8	1.6	ND	1.4	2.0	NA
	08/22/18	ND	ND	1.8	1.2	ND	2.7	ND	ND	ND	ND	ND	ND	ND	ND	ND	ND	ND	ND	2.1	ND	3.4	1.7	ND	ND	ND	5
IA-10	08/28/14	ND	0.52	6.6	3.1	ND	5.3	NA	1.9	NA	2.0	ND	ND	ND	0.56	ND	ND	4.2	1.2	1.1	NA	18	6.8	ND	13	230	NA
	11/13/14	ND	ND	0.5	ND	ND	0.72	NA	ND	NA	0.74	ND	0.38	0.95	ND	ND	ND	ND	1.2	1.1	NA	1.3	0.44	ND	1.2	23	NA
	12/12/16	ND	1.9	1.7	ND	ND	ND	NA	ND	NA	0.52	ND	ND	1.2	ND	ND	ND	ND	1.2	2.3	NA	3.8	1.5	ND	ND	3.2	NA
	08/22/18	ND	ND	1.8	1.2	ND	2.8	ND	ND	ND	ND	ND	ND	ND	ND	ND	ND	ND	ND	ND	ND	3.1	1.5	ND	ND	1.2	4.6
IA-11	11/13/14	ND	0.76	0.6	ND	ND	1.1	NA	0.5	NA	0.87	ND	0.38	1.0	ND	ND	ND	ND	1.1	ND	NA	1.8	0.57	ND	2.9	7.0	NA
	12/12/16	1.4	3.9	1.2	0.8	ND	ND	NA	0.7	NA	0.49	ND	0.45	1.2	ND	ND	ND	0.62	1.3	2.1	NA	3.1	1.4	ND	0.99	1.6	NA
	08/22/18	ND	ND	1.5	0.98	ND	1.9	ND	ND	ND	ND	ND	ND	ND	ND	ND	ND	ND	1.1	2.2	ND	2.6	1.3	ND	ND	ND	3.9

Table 6
Facility Indoor Air Sampling Results
Rheem Manufacturing Company
Milledgeville, Georgia

Location	Date Sampled	1,1,1-Trichloroethane ($\mu g/m^3$)	1,1-Dichloroethene ($\mu g/m^3$)	1,2,4-Trimethylbenzene ($\mu g/m^3$)	1,3,5-Trimethylbenzene ($\mu g/m^3$)	1,4-Dichlorobenzene ($\mu g/m^3$)	2-Butanone (MEK) ($\mu g/m^3$)	2-Hexanone ($\mu g/m^3$)	4-Ethyltoluene ($\mu g/m^3$)	4-Methyl-2-pentanone ($\mu g/m^3$)	Benzene ($\mu g/m^3$)	Carbon disulfide ($\mu g/m^3$)	Carbon tetrachloride ($\mu g/m^3$)	Chloromethane ($\mu g/m^3$)	cis-1,2-Dichloroethene ($\mu g/m^3$)	Dichlorobromomethane ($\mu g/m^3$)	Dichloromethane (Methylene chloride) ($\mu g/m^3$)	Ethyl benzene ($\mu g/m^3$)	Freon-11 ($\mu g/m^3$)	Freon-12 ($\mu g/m^3$)	Freon-114 ($\mu g/m^3$)	m&p-Xylene ($\mu g/m^3$)	o-Xylene ($\mu g/m^3$)	Styrene ($\mu g/m^3$)	Toluene ($\mu g/m^3$)	Trichloroethene ($\mu g/m^3$)	Xylenes (unspecified) ($\mu g/m^3$)
Non-Residential (NC) TIAC		**22,000**	**880**	**31**	**N/A**	**3,500**	**22,000**	**131**	**N/A**	**13100**	**130**	**3,100**	**440**	**390**	**N/A**	**N/A**	**2,600**	**4,400**	**N/A**	**100**	**N/A**	**440**	**440**	**4,400**	**22,000**	**8.8**	**438**
Non-Residential (C) TIAC*		**N/A**	**N/A**	**N/A**	**N/A**	**11**	**N/A**	**N/A**	**N/A**	**N/A**	**16**	**N/A**	**20**	**N/A**	**N/A**	**3.3**	**12,000**	**49**	**N/A**	**N/A**	**N/A**	**N/A**	**N/A**	**N/A**	**N/A**	**30**	**N/A**
IA-12	11/13/14	ND	ND	0.6	ND	ND	ND	NA	ND	NA	0.55	ND	0.38	1.0	ND	ND	ND	ND	1.1	1.3	NA	1.2	0.44	ND	0.76	32	NA
	12/12/16	0.55	1.5	1.3	0.8	ND	0.84	NA	0.55	NA	0.58	ND	0.45	1.3	ND	ND	ND	0.79	1.3	2.2	NA	3.8	1.5	ND	1.2	2.4	NA
	08/22/18	ND	ND	1.8	1.1	ND	ND	ND	ND	ND	ND	ND	ND	ND	ND	ND	ND	ND	ND	2.0	ND	2.6	1.3	ND	ND	ND	3.9
IA-13	11/13/14	ND	ND	ND	ND	ND	ND	NA	ND	NA	0.39	ND	0.38	0.87	ND	ND	ND	ND	1.1	1.1	NA	ND	ND	ND	ND	0.55	NA

Notes:

TIAC: Target Indoor Air Concentration

$\mu g/m^3$: micrograms per cubic meter

* Non-Residential Cancer Target Risk of 10^{-5}

** Ambient Air Sample

ND: non-detect

NC: non-carcinogenic

Exceeds Non-Residential TIAC

C: carcinogenic

Table 7
Bioremediation Performance Monitoring
Rheem Manufacturing Compnay
Milledgeville, Georgia

Sample Location	Screened/ Open Depth Interval (ft-bgs)	Hydrogeologic Setting of Screened Interval	Associated Injection Wells	Injection Completion Date	Months Since Injection	Date Sampled	TCE Degredation Series						Geochemical Indicator Parameters							Dechlorinating Bacteria			
							TCE (µg/L)	cis-DCE (µg/L)	trans-DCE (µg/L)	VC (µg/L)	Ethene (µg/L)	Ethane (µg/L)	Methane (µg/L)	TOC (mg/L)	Nitrate (µg/L)	Sulfate (µg/L)	pH (SU)	DO (mg/L)	ORP (mV)	DHC (cells/mL)	TCE Reductase (cells/mL)	BAV1 VC Reductase (cells/mL)	VC Reductase (cells/mL)
MW-1	29-44	Saprolite/PWR	IW-4D/E, IW-5D/E	May-18	Pre-Injection	10/26/16	17,000	ND	ND	ND	ND	ND	ND	2	310	6,100	5.25	6.67	305	--	--	--	--
						03/28/17	560	12	ND	ND	ND	ND	ND	ND	260	5,600	5.97	8.05	239	--	--	--	--
						04/28/17	440	8.5	ND	ND	ND	ND	ND	ND	--	--	5.47	7.54	149	--	--	--	--
						05/25/17	500	28	ND	ND	ND	ND	ND	ND	--	--	5.66	2.67	161	--	--	--	--
						06/22/17	480	11	ND	ND	ND	ND	ND	ND	--	--	5.58	2.28	225	--	--	--	--
						08/29/17	430	9.6	ND	ND	ND	ND	ND	ND	--	--	5.69	4.46	233	--	--	--	--
					3	08/20/18	ND	76	ND	24	--	--	--	89	--	--	6.28	0.14	-105	--	--	--	--
					5	10/22/18	ND	ND	ND	11	12	ND	9200	64	--	--	6.34	0.18	-107	9.85E+04	9.42E+04	<6.00E-01	6.94E+04
MW-3A	125.5-135.5	Bedrock	IW-21, IW-16	Feb-18	Pre-Injection	10/24/16	120,000	ND	ND	ND	ND	ND	7.8	2	ND	4,600	8.08	0.29	-127	--	--	--	--
					6	08/21/18	73,000	ND	ND	ND	--	--	--	13	--	--	7.75	0.73	87	--	--	--	--
					8	10/24/18	39,000	8800	ND	ND	ND	ND	5.5	13	--	--	7.78	0.74	-15	3.80E+00	2.70E+00	<8.00E-01	6.00E-01 (J)
MW-3B	199-209	Bedrock	IW-21, IW-24, IW-25, IW-29	May-18	Pre-Injection	10/25/16	1,600	36	ND	ND	ND	ND	ND	ND	ND	7,300	10.31	3.93	-17	--	--	--	--
					3	08/16/18	2,500	59	ND	ND	--	--	--	24	--	--	11.48	1.50	-103	--	--	--	--
MW-4	14-24	Saprolite			3	08/21/18	32	ND	ND	ND	--	--	--	ND	--	--	5.17	4.35	268	--	--	--	--
MW-5	76.5-86.5	Bedrock	IW-4B/C, IW-5B/C	May-18	Pre-Injection	10/26/16	250,000	ND	ND	ND	ND	ND	ND	4	ND	2,100	8.53	0.41	-23	--	--	--	--
						03/28/17	140,000	2,500	ND	2.9	ND	ND	ND	6	ND	1,700	8.60	0.00	50	--	--	--	--
						04/28/17	190,000	2,600	ND	ND	ND	ND	ND	10	--	--	7.97	5.01	-86	--	--	--	--
						05/25/17	180,000	2,900	ND	ND	ND	ND	ND	11	--	--	8.09	0.97	-3	--	--	--	--
						06/22/17	37,000	260	ND	ND	ND	ND	ND	3	--	--	9.13	0.32	16	<5.00E-01	<5.00E-01	<5.00E-01	<5.00E-01
						08/29/17	200,000	2,100	ND	ND	ND	ND	ND	20	--	--	7.84	0.24	-52	5.00E-01	<5.00E-01	<5.00E-01	<5.00E-01
					3	08/21/18	150,000	2,600	ND	ND	--	--	--	27	--	--	8.32	1.61	10	--	--	--	--
					5	10/24/18	190,000	3,700	ND	ND	ND	ND	ND	14	--	--	8.19	0.98	-58	<6.00E-01	<6.00E-01	<6.00E-01	<6.00E-01
MW-9	35-45	PWR	IW-4D/E, IW-5D/E, IW-61	May-18	Pre-Injection	10/24/16	5,500	98	ND	ND	ND	ND	ND	ND	390	12,000	6.26	3.53	177	--	--	--	--
						03/28/17	690	3,300	ND	2.8	ND	ND	ND	9	ND	3,000	6.61	0.02	-146	--	--	--	--
						04/28/17	2,200	3,400	14	2.1	ND	ND	ND	7	--	--	6.25	2.20	-160	--	--	--	--
						05/25/17	6,600	2,700	ND	3.7	ND	ND	22	4	--	--	6.32	0.38	-49	--	--	--	--
						06/22/17	7,300	1,100	ND	6.1	ND	ND	49	2	--	--	6.58	0.00	-90	3.95E+03	1.79E+03	<5.00E-01	2.03E+03
						08/29/17	5,500	2,400	ND	150	27	ND	1,500	8	--	--	6.26	0.00	-76	--	--	--	--
					3	08/17/18	11,000	2,000	ND	36	--	--	--	6	--	--	6.42	0.17	-72	--	--	--	--
					4	09/17/18	5,900	1,200	ND	16	110	13	12,000	19	--	--	6.45	0.12	-43	--	--	--	--
					5	10/23/18	6,400	400	ND	8.8	140	13	11,000	20	--	--	6.39	0.17	-21	<5.00E-01	<5.00E-01	<5.00E-01	<5.00E-01

Table 7
Bioremediation Performance Monitoring
Rheem Manufacturing Compnay
Milledgeville, Georgia

Sample Location	Screened/ Open Depth Interval (ft-bgs)	Hydrogeologic Setting of Screened Interval	Associated Injection Wells	Injection Completion Date	Months Since Injection	Date Sampled	TCE Degredation Series						Geochemical Indicator Parameters							Dechlorinating Bacteria			
							TCE (µg/L)	cis-DCE (µg/L)	trans-DCE (µg/L)	VC (µg/L)	Ethene (µg/L)	Ethane (µg/L)	Methane (µg/L)	TOC (mg/L)	Nitrate (µg/L)	Sulfate (µg/L)	pH (SU)	DO (mg/L)	ORP (mV)	DHC (cells/mL)	TCE Reductase (cells/mL)	BAV1 VC Reductase (cells/mL)	VC Reductase (cells/mL)
MW-48A	78-98	Bedrock	IW-1A, IW-2A/B IW-3A/B, IW-7	Mar-18	Pre-Injection	02/11/15	26,000	56	ND	ND	--	--	--	--	--	--	6.46	0.54	-30	--	--	--	--
						04/29/15	15,000	ND	ND	ND	--	--	--	--	--	--	--	--	--	--	--	--	--
						10/28/16	48,000	ND	ND	ND	ND	ND	ND	ND	460	3,200	6.78	1.00	9	--	--	--	--
						03/28/17	31,000	960	ND	ND	15	9.9	ND	4	ND	4,800	7.27	0.00	36	--	--	--	--
						04/28/17	18,000	390	ND	ND	19	13	ND	3	--	--	7.19	1.14	-53	--	--	--	--
						05/25/17	25,000	1,400	ND	ND	14	9.2	ND	4	--	--	6.90	1.67	-5	--	--	--	--
						06/22/17	24,000	1,300	ND	5.6	17	11	ND	3	--	--	7.38	0.16	-67	--	--	--	--
						08/28/17	19,000	7,200	ND	ND	11	ND	21	12	--	--	6.27	0.57	10	--	--	--	--
					5	08/20/18	Not sampled due to the presence of EVO and associated biological growth.													--	--	--	--
					7	10/23/18	11	220	ND	84	310	ND	3300	26	--	--	5.31	1.07	-163	1.62E+05	1.43E+05	<5.00E-01	7.57E+04
MW-48B	62-72	PWR	IW-1B/C, IW-2B/C, IW-3C, IW-7	Mar-18	Pre-Injection	02/12/15	26,000	ND	ND	ND	--	--	--	--	--	--	6.86	1.56	95	--	--	--	--
						04/29/15	24,000	ND	ND	ND	--	--	--	--	--	--	--	--	--	--	--	--	--
						10/28/16	34,000	ND	ND	ND	ND	ND	ND	ND	730	2,000	6.48	3.66	220	--	--	--	--
						03/28/17	47,000	330	ND	ND	ND	ND	ND	4	ND	1,400	6.67	0.00	-44	--	--	--	--
						04/28/17	34,000	670	ND	ND	ND	ND	ND	4	--	--	6.12	0.54	-3	--	--	--	--
						05/25/17	33,000	2,600	ND	ND	ND	ND	ND	5	--	--	6.30	0.91	9	--	--	--	--
						06/22/17	26,000	2,700	ND	2.7	ND	ND	ND	4	--	--	6.24	0.42	122	--	--	--	--
						08/28/17	19,000	7,600	ND	ND	ND	ND	80	11	--	--	6.16	0.43	180	--	--	--	--
					5	08/20/18	83	11,000	ND	3,900	--	--	--	23	--	--	6.19	0.22	-49	--	--	--	--
					6	09/17/18	170	8,000	28	3,400	800	ND	8,200	26	--	--	6.37	0.38	-68	--	--	--	--
					7	10/24/18	180	9,400	44	5,500	1400	9.5	9,300	22	--	--	6.25	0.46	-55	1.01E+05	6.31E+04	<4.00E-01	1.99E+04
MW-48C	35-45	PWR	IW-1B,C, IW-2B/C, IW-3C, IW-7	Mar-18	Pre-Injection	02/12/15	54	ND	ND	ND	--	--	--	--	--	--	7.22	1.43	40	--	--	--	--
						04/29/15	7	ND	ND	ND	--	--	--	--	--	--	--	--	--	--	--	--	--
						10/28/16	ND	ND	ND	ND	ND	ND	ND	ND	360	4,400	6.36	1.08	137	--	--	--	--
					5	08/16/18	Not sampled due to the presence of EVO and associated biological growth.													--	--	--	--
					7	10/22/18	ND	ND	ND	ND	ND	ND	1000	1,450	--	--	4.83	0.10	-77	9.00E-01 (J)	2.00E-01 (J)	<1.00E+00	3.00E-01 (J)
MW-49A	78-88	Bedrock	IW-27	May-18	Pre-Injection	02/11/15	60,000	ND	ND	ND	--	--	--	--	--	--	6.97	0.33	18	--	--	--	--
						04/29/15	49,000	ND	ND	ND	--	--	--	--	--	--	--	--	--	--	--	--	--
						10/28/16	74,000	ND	ND	ND	ND	ND	ND	ND	ND	4,700	6.70	0.04	13	--	--	--	--
					3	08/20/18	12,000	27,000	ND	6,800				17	--	--	6.35	0.62	25	--	--	--	--
					4	09/18/18	13,000	28,000	ND	9,800	1,100	ND	2,300	16	--	--	6.39	1.01	34	--	--	--	--
					5	10/24/18	10,000	27,000	ND	7,900	1,400	ND	2,200	23	--	--	6.40	0.94	11	7.87E+02	8.14E+02	<5.00E-01	2.07E+02

Table 7
Bioremediation Performance Monitoring
Rheem Manufacturing Compnay
Milledgeville, Georgia

Sample Location	Screened/ Open Depth Interval (ft-bgs)	Hydrogeologic Setting of Screened Interval	Associated Injection Wells	Injection Completion Date	Months Since Injection	Date Sampled	TCE Degredation Series						Geochemical Indicator Parameters							Dechlorinating Bacteria			
							TCE (µg/L)	cis-DCE (µg/L)	trans-DCE (µg/L)	VC (µg/L)	Ethene (µg/L)	Ethane (µg/L)	Methane (µg/L)	TOC (mg/L)	Nitrate (µg/L)	Sulfate (µg/L)	pH (SU)	DO (mg/L)	ORP (mV)	DHC (cells/mL)	TCE Reductase (cells/mL)	BAV1 VC Reductase (cells/mL)	VC Reductase (cells/mL)
MW-49B	58-68	PWR/Bedrock	IW-27	May-18	Pre-Injection	02/12/15	70000	ND	ND	ND	--	--	--	--	--	--	6.37	0.10	-41	--	--	--	--
						04/29/15	68000	ND	ND	ND	--	--	--	--	--	--	--	--	--	--	--	--	--
						10/28/16	75000	ND	ND	ND	ND	ND	ND	ND	ND	4,300	6.54	0.27	111	--	--	--	--
					3	08/20/18	570	920	26	320	--	--	--	93	--	--	6.11	0.22	-86	--	--	--	--
					4	09/18/18	9.6	80	26	68	2,500	ND	1,400	93	--	--	6.38	0.19	-83	--	--	--	--
					5	10/23/18	9.8	8.7	16	10	2,300	9.3	2,800	143	--	--	6.24	0.31	-80	5.48E+05	4.10E+05	<5.00E-01	3.00E-01 (J)
MW-49C	35-45	PWR	IW-27	May-18	Pre-Injection	02/11/15	630	ND	ND	ND	--	--	--	--	--	--	8.29	3.55	4	--	--	--	--
						04/29/15	9200	40	ND	ND	--	--	--	--	--	--	--	--	--	--	--	--	--
						10/28/16	7100	ND	ND	ND	ND	ND	ND	ND	ND	17,000	6.78	0.89	92	--	--	--	--
					3	08/17/18	Not sampled due to the presence of EVO and associated biological growth.													--	--	--	--
					5	10/23/18	120	100	ND	ND	ND	ND	3100	1,890			5.01	0.98	1	1.10E+00	6.00E-01 (J)	<9.00E-01	3.00E-01 (J)
MW-50A	123-138	Bedrock	IW-11, IW-22, IW-23	Jun-18	Pre-Injection	02/09/15	19,000	ND	ND	ND	--	--	--	--	--	--	8.70	1.20	-83	--	--	--	--
						04/29/15	10000	ND	ND	ND	--	--	--	--	--	--	--	--	--	--	--	--	--
						10/28/16	4,400	ND	ND	ND	32	11	5.8	2	ND	1,100	7.53	2.31	-59	--	--	--	--
					2	08/16/18	1,500	3,500	ND	ND	--	--	--	4	--	--	7.24	0.59	-129	--	--	--	--
					4	10/23/18	1,700	5,300	ND	ND	36	11	9	6	--	--	7.36	0.71	-162	6.00E-01	2.00E-01 (J)	<5.00E-01	1.00E-01 (J)
MW-50B	104-114	PWR/Bedrock	IW-11, IW-22, IW-23	Jun-18	Pre-Injection	02/10/15	44,000	ND	ND	ND	--	--	--	--	--	--	8.14	0.00	-203	--	--	--	--
						04/29/15	13000	ND	ND	ND	--	--	--	--	--	--	--	--	--	--	--	--	--
						10/28/16	4,500	110	ND	ND	98	49	ND	ND	500	1,800	7.76	0.00	-177	--	--	--	--
					2	08/16/18	1,700	20,000	39	2,800	--	--	--	106	--	--	6.41	0.45	-99	--	--	--	--
					3	09/18/18	360	17,000	48	5,700	2,100	13	810	70	--	--	6.37	0.67	-92	--	--	--	--
					4	10/23/18	420	8,100	50	3,300	3,100	15	1900	80	--	--	6.38	0.74	-95	1.50E+06	1.01E+06	<1.00E+00	4.00E+05
MW-50C	70-80	PWR	IW-11, IW-22, IW-23	Jun-18	Pre-Injection	02/10/15	7,600	70	ND	ND	--	--	--	--	--	--	7.00	0.48	-125	--	--	--	--
						04/29/15	3,800	100	ND	ND	--	--	--	--	--	--	--	--	--	--	--	--	--
						10/28/16	3,500	1,100	ND	2.3	ND	21	180	ND	ND	2,100	6.98	0.29	-59	--	--	--	--
					2	08/16/18	Not sampled due to the presence of EVO and associated biological growth.													--	--	--	--
					4	10/22/18	250	2500	ND	51	ND	ND	8600	1,780	--	--	5.18	0.41	-41	1.10E+01	1.74E+01	<5.00E-01	9.40E+00
MW-51A	99-109	Bedrock	IW-49	Jun-18	Pre-Injection	02/09/15	17,000	ND	ND	ND	--	--	--	--	--	--	7.55	4.13	106	--	--	--	--
						04/29/15	7300	24	ND	ND	--	--	--	--	--	--	--	--	--	--	--	--	--
						10/27/16	6,200	13	ND	ND	ND	ND	4.4	ND	590	2,800	7.31	1.46	44	--	--	--	--
					2	08/17/18	ND	15,000	ND	ND	--	--	--	113	--	--	7.12	1.05	-120	--	--	--	--
					4	10/23/18	310,000	47,000	ND	ND	7.5	21	4.1	92	--	--	7.17	0.69	-90	9.14E+04	2.61E+01	1.83E+04	1.92E+05

Table 7
Bioremediation Performance Monitoring
Rheem Manufacturing Compnay
Milledgeville, Georgia

Sample Location	Screened/ Open Depth Interval (ft-bgs)	Hydrogeologic Setting of Screened Interval	Associated Injection Wells	Injection Completion Date	Months Since Injection	Date Sampled	TCE Degredation Series						Geochemical Indicator Parameters							Dechlorinating Bacteria			
							TCE (µg/L)	cis-DCE (µg/L)	trans-DCE (µg/L)	VC (µg/L)	Ethene (µg/L)	Ethane (µg/L)	Methane (µg/L)	TOC (mg/L)	Nitrate (µg/L)	Sulfate (µg/L)	pH (SU)	DO (mg/L)	ORP (mV)	DHC (cells/mL)	TCE Reductase (cells/mL)	BAV1 VC Reductase (cells/mL)	VC Reductase (cells/mL)
MW-51B	84-94	PWR	IW-49	Jun-18	Pre-Injection	02/09/15	16,000	ND	ND	ND	--	--	--	--	--	--	7.29	2.24	13	--	--	--	--
						04/29/15	7,400	15	ND	ND	--	--	--	--	--	--	--	--	--	--	--	--	--
						10/27/16	24,000	570	ND	ND	ND	ND	ND	ND	290	1,700	6.88	1.99	108	--	--	--	--
					2	08/20/18	270,000	28,000	ND	ND	--	--	--	84	--	--	7.10	0.72	-26	--	--	--	--
					3	09/18/18	200,000	65,000	ND	ND	8.9	ND	31	74	--	--	7.24	1.58	-17	--	--	--	--
					4	10/25/18	200,000	170,000	ND	ND	ND	ND	30	84	--	--	7.02	0.56	-53	2.00E-01 (J)	1.00E-01 (J)	<5.00E-01	<5.00E-01
MW-51C	50-60	PWR	IW-49	Jun-18	Pre-Injection	02/10/15	20,000	ND	ND	ND	--	--	--	--	--	--	6.77	2.09	129	--	--	--	--
						04/29/15	5,900	48	ND	ND	--	--	--	--	--	--	--	--	--	--	--	--	--
						10/27/16	28,000	ND	ND	ND	ND	ND	4.7	ND	590	2,700	6.05	3.34	200	--	--	--	--
					2	08/20/18	49,000	ND	ND	ND	--	--	--	9	--	--	5.87	3.31	217	--	--	--	--
					4	10/24/18	66,000	540	ND	ND	ND	ND	ND	9	--	--	6.02	2.96	57	1.30E+00	7.00E-01	<5.00E-01	3.00E-01 (J)
MW-52A	125-135	Bedrock	IW-58, IW-60	Jun-18	Pre-Injection	02/10/15	800	100	ND	ND	--	--	--	--	--	--	6.82	0.00	49	--	--	--	--
						04/29/15	890	89	ND	ND	--	--	--	--	--	--	--	--	--	--	--	--	--
						10/27/16	680	77	ND	ND	ND	ND	ND	ND	380	3,800	6.45	0.00	69	--	--	--	--
					2	08/15/18	540	71	ND	ND	--	--	--	--	--	--	6.45	0.54	46	--	--	--	--
MW-52B	80-90	Bedrock	IW-58, IW-60	Jun-18	Pre-Injection	02/10/15	140	10	ND	ND	--	--	--	--	--	--	7.12	0.42	81	--	--	--	--
						04/29/15	120	13	ND	ND	--	--	--	--	--	--	--	--	--	--	--	--	--
						10/27/16	180	12	ND	ND	ND	ND	ND	ND	ND	2,000	6.27	0.67	147	--	--	--	--
					2	08/15/18	340	29	ND	ND	--	--	--	--	--	--	6.27	0.82	148	--	--	--	--
MW-52C	40-50	PWR	IW-58, IW-60	Jun-18	Pre-Injection	02/11/15	30	ND	ND	ND	--	--	--	--	--	--	6.95	0.26	-15	--	--	--	--
						04/29/15	ND	ND	ND	ND	--	--	--	--	--	--	--	--	--	--	--	--	--
						10/27/16	32	ND	ND	ND	ND	ND	ND	ND	ND	1,700	6.05	3.49	-32	--	--	--	--
					2	08/13/18	79	9,500	18	12	--	--	--	--	--	--	6.34	0.23	-78	--	--	--	--
					3	09/17/18	86	6,200	9.6	8.3	ND	ND	3100	17	--	--	6.38	0.81	-58	--	--	--	--
					4	10/23/18	87	5,600	7.4	7.6	ND	ND	2400	21	--	--	6.46	1.05	-73	9.00E-01	<5.00 E-01	<5.00 E-01	<5.00 E-01
PZ-1	20-40	Saprolite	IW-36	May-18	Pre-Injection	10/26/16	300	7.6	ND	ND	ND	ND	4.1	2	1,800	3,500	--	--	--	--	--	--	--
					3	08/16/18	10	43	ND	ND	--	--	--	450	--	--	5.91	0.17	-41	--	--	--	--
PZ-3	44-54	PWR	IW-8, IW-9	May-18	Pre-Injection	10/24/16	ND	ND	ND	ND	ND	ND	ND	1	380	ND	5.76	0.52	154	--	--	--	--
					3	08/16/18	ND	ND	ND	ND	--	--	--	2	--	--	7.29	1.22	88	--	--	--	--
PZ-4	17.5-27.5	Saprolite	IW-8, IW-9	May-18	3	08/16/18	ND	ND	ND	ND	--	--	--	3	--	--	5.12	2.26	284	--	--	--	--

Table 7
Bioremediation Performance Monitoring
Rheem Manufacturing Compnay
Milledgeville, Georgia

Sample Location	Screened/ Open Depth Interval (ft-bgs)	Hydrogeologic Setting of Screened Interval	Associated Injection Wells	Injection Completion Date	Months Since Injection	Date Sampled	TCE Degredation Series						Geochemical Indicator Parameters							Dechlorinating Bacteria			
							TCE (µg/L)	cis-DCE (µg/L)	trans-DCE (µg/L)	VC (µg/L)	Ethene (µg/L)	Ethane (µg/L)	Methane (µg/L)	TOC (mg/L)	Nitrate (µg/L)	Sulfate (µg/L)	pH (SU)	DO (mg/L)	ORP (mV)	DHC (cells/mL)	TCE Reductase (cells/mL)	BAV1 VC Reductase (cells/mL)	VC Reductase (cells/mL)
PZ-5	46-56	Saprolite	IW-32, IW-38	Feb-18	Pre-Injection	10/25/16	260,000	ND	ND	ND	ND	ND	ND	18	1,500	22,000	5.84	0.51	-76	--	--	--	--
					6	08/21/18	69,000	4,400	ND	2.9	--	--	--	16	--	--	5.90	1.18	71	--	--	--	--
					7	09/18/18	86,000	10,000	ND	ND	ND	ND	14	20	--	--	6.05	0.89	104	--	--	--	--
					8	10/24/18	61,000	12,000	ND	ND	ND	ND	26	18	--	--	5.78	1.09	83	1.70E+00	7.00E-01	<5.00E-01	2.00E-01 (J)
PZ-6	18-28	Saprolite	IW-32, IW-38	Feb-18	6	10/25/16	110	28	ND	ND	ND	ND	6.6	1	950	2,300	5.38	5.49	418	--	--	--	--
PZ-7	53-63	PWR	IW-1B/C, IW-2C/D, IW-3C/D	Mar-18	Pre-Injection	10/25/16	15,000	ND	ND	ND	ND	ND	39	ND	660	1400	5.83	4.99	437	--	--	--	--
						03/28/17	30,000	1,200	ND	ND	ND	ND	ND	9	ND	ND	6.78	0.00	-59	--	--	--	--
						04/28/17	8,500	9,500	73	5.5	ND	ND	4.3	11	--	--	6.27	0.95	-110	--	--	--	--
						05/25/17	2,800	22,000	ND	ND	ND	ND	11	18	--	--	6.13	0.52	-38	--	--	--	--
						06/22/17	ND	24,000	11	16	ND	ND	53	17	--	--	6.50	0.69	-128	<5.00E-01	<5.00E-01	<5.00E-01	<5.00E-01
						08/28/17	870	18,000	ND	ND	ND	ND	6,300	31	--	--	6.96	0.55	-81	4.22E+02	4.39E+02	<5.00E-01	3.56E+02
					5	08/17/18	1,300	12,000	34	5,200	--	--	--	20	--	--	6.29	0.20	-81	--	--	--	--
					6	09/17/18	1,000	15,000	ND	4,500	280	ND	5,300	9	--	--	6.20	0.19	-66	--	--	--	--
					7	10/24/18	ND	11,000	ND	3,100	470	ND	4,200	22	--	--	6.40	0.31	-47	3.42E+04	2.69E+04	<5.00E-01	9.10E+03

Notes:
ft-bgs: feet below ground surface
TCE: Trichloroethene
cis-DCE: cis-1,2-Dichloroethene
trans-DCE: trans-1,2-Dichloroethene
VC: Vinyl Chloride
TOC: Total Organic Carbon
DO: Dissolved Oxygen
ORP: Oxidation-Reduction Potential
µg/L: micrograms per liter
mg/L: milligrams per liter
mV: millivolts
PWR: Partially Weathered Rock
ND: Not Detected

Table 8A
Soil Risk Reduction Standards
Rheem Manufacturing Company
Milledgeville, Georgia

Analyte	Type 1 RRS mg/kg	Type 2 RRS mg/kg	Residential RRS* mg/kg	Type 3 RRS		Type 4 RRS		Non-Residential RRS	
				SS mg/kg	SB mg/kg	SS mg/kg	SB mg/kg	SS mg/kg	SB mg/kg
1,1,1-Trichloroethane	20	19	20	20	20	96	96	96	96
1,1,2-Trichloroethane	0.5	0.032	0.5	0.5	0.5	0.032	0.032	0.5	0.5
1,1-Dichloroethene	0.7	0.74	0.74	0.7	0.7	3.76	3.76	3.8	3.8
2-Butanone (MEK)	200	9.5	200	200	200	49	49	200	200
Acetone	400	33	400	400	400	187	187	400	400
Carbon tetrachloride	0.5	0.044	0.5	0.5	0.5	0.079	0.079	0.5	0.5
Chloroform	3.9	0.44	3.9	8	8	0.443	0.443	8	8
cis-1,2-Dichloroethene	7	0.41	7	7	7	1.20	1.20	7	7
Dichlorobromomethane	3.7	0.43	3.7	8	8	0.43	0.43	8	8
Dichloromethane	0.5	0.38	0.5	0.5	0.5	2.32	2.32	2.3	2.3
Ethyl benzene	70	16	70	70	70	16	16	70	70
m-Xylene	20	1.1	20	20	20	5.62	5.62	20	20
o-Xylene	20	1.2	20	20	20	5.67	5.67	20	20
p-Xylene	20	1.1	20	20	20	5.62	5.62	20	20
Tetrachloroethene	0.5	0.17	0.5	0.5	0.5	0.89	0.89	0.89	0.89
Toluene	100	14	100	100	100	73	73	100	100
trans-1,2-Dichloroethene	10	2.0	10	10	10	13	13	13	13
Trichloroethene	0.5	0.036	0.5	0.5	0.5	0.037	0.037	0.5	0.5

Clean-up Standards (Direct-contact RRSs)			
	Residential - Type 2	**Industrial Worker - Type 4 SS**	**Construction Worker - Type 4 SS/SB**
Trichloroethene	1.4	21	38

Notes:

Residential RRS: Higher of Type 1 and Type 2

Non-Residential RRS: Higher of Type 3 and Type 4

SS: Surface Soil (<= 2ft)

SB: Subsurface Soil (> 2ft)

* Delineation Standards

mg/kg: milligram per kilogram

EPS

Table 8B
Groundwater Risk Reduction Standards
Rheem Manufacturing Company
Milledgeville, Georgia

Analyte	Type 1 RRS* mg/L	Type 2 RRS mg/L	Residential RRS mg/L	Type 3 RRS mg/L	Type 4 RRS mg/L	Non-Residential RRS mg/L
1,1,1-Trichloroethane	0.20	2.7	2.7	0.20	14	14
1,1,2,2-Tetrachloroethane	0.00020	0.00089	0.00089	0.00020	0.0013	0.0013
1,1,2-Trichloroethane	0.0050	0.00012	0.0050	0.0050	0.00058	0.0050
1,1-Dichloroethane	4	0.032	4	4	0.046	4
1,1-Dichloroethene	0.0070	0.10	0.10	0.0070	0.52	0.52
1,2-Dichloroethane	0.0050	0.0020	0.0050	0.0050	0.0029	0.0050
1,2-Dichloropropane	0.0050	0.0016	0.0050	0.0050	0.0021	0.0050
2-Butanone (MEK)	2.0	2.3	2.3	2.0	12	12
4-Methyl-2-pentanone	2.0	1.8	2.0	2.0	8.8	8.8
Acetone	4.0	8.0	8.0	4.0	46	46
Barium	2.0	3.1	3.1	2.0	20	20
Benzene	0.0050	0.0054	0.0054	0.0050	0.0087	0.0087
Bromoform	0.080	0.038	0.080	0.080	0.062	0.080
Carbon disulfide	4.0	0.33	4.0	4.0	1.7	4.0
Carbon tetrachloride	0.0050	0.0057	0.0057	0.0050	0.010	0.010
Chloroform	0.080	0.0026	0.080	0.080	0.0034	0.080
Chloromethane	0.0030	0.054	0.054	0.0030	0.26	0.26
Chromium	0.10	0.10	0.10	0.10	0.10	0.10
Chromium III	Bkg/DL	23	23	Bkg/DL	153	153
Chromium, hexavalent	Bkg/DL	0.0017	0.0017	Bkg/DL	0.0057	0.0057
cis-1,2-Dichloroethene	0.070	0.031	0.070	0.070	0.20	0.20
Dibromochloromethane	0.080	0.010	0.080	0.080	0.034	0.080
Dichlorobromomethane	0.080	0.0016	0.080	0.080	0.0021	0.080
Dichloromethane	0.0050	0.074	0.074	0.0050	0.45	0.45
Ethyl benzene	0.70	0.019	0.70	0.70	0.029	0.70
Freon-12	1.0	0.058	1.0	1.0	0.29	1.0
Isopropylbenzene	Bkg/DL	0.21	0.21	Bkg/DL	1.0	1.0
m-Xylene	Bkg/DL	0.058	0.058	Bkg/DL	0.29	0.29
o-Xylene	Bkg/DL	0.058	0.058	Bkg/DL	0.29	0.29
p-Xylene	Bkg/DL	0.058	0.058	Bkg/DL	0.29	0.29
Tetrachloroethene	0.005	0.019	0.019	0.0050	0.098	0.098
Toluene	1.0	0.88	1.0	1.0	5.2	5.2
trans-1,2-Dichloroethene	0.10	0.31	0.31	0.10	2.0	2.0
Trichloroethene	0.0050	0.0010	0.0050	0.0050	0.0052	0.0052
Vinyl chloride	0.0020	0.0011	0.0020	0.0020	0.0033	0.0033
Xylenes	10	0.058	10	10	0.29	10

Notes:
Residential RRS: Higher of Type 1 and Type 2
NonResidential RRS: Higher of Type 3 and Type 4
* Delineation Standards
mg/kg: milligram per kilogram

Table 9
Groundwater Elevations (May 2018)
Rheem Manufacturing Company
Milledgeville, Georgia

Well No.	Date Gauged	Top of Casing Elevation (ft-amsl)	Screened/Open Depth Interval (ft-bgs)	Depth to Groundwater (ft-bTOC)	Groundwater Elevation (ft-bgs)
MW-1	05/02/18	398.40	29 - 44	15.69	382.71
MW-2	05/02/18	398.83	29 - 39	19.50	379.33
MW-3	05/02/18	399.04	30 - 40	17.76	381.28
MW-4	05/02/18	398.40	14 - 24	16.25	382.15
MW-7	05/02/18	400.51	40 - 50	21.91	378.60
MW-8	05/02/18	396.01	41 - 51	23.56	372.45
MW-9	05/02/18	398.14	35 - 45	18.92	379.22
MW-10	05/02/18	399.69	33 - 43	18.11	381.58
MW-11	05/02/18	396.68	58 - 68	23.66	373.02
MW-12	05/02/18	399.31	44 - 54	22.38	376.93
MW-13	05/02/18	401.28	45 - 55	23.68	377.60
MW-14	05/02/18	403.89	39 - 49	14.35	389.54
MW-15	05/02/18	396.45	31.5 - 41.5	9.25	387.20
MW-16	05/02/18	396.88	25.5 - 35.5	9.51	387.37
MW-17	05/02/18	401.01	27 - 37	19.45	381.56
MW-18	05/02/18	400.16	2.5 - 17.5	13.72	386.44
MW-19	05/02/18	400.75	26 - 36	15.68	385.07
MW-20	05/02/18	393.29	9 - 24	16.78	376.51
MW-21	05/02/18	394.22	41 - 51	17.33	376.89
MW-22	05/02/18	397.00	70 - 80	26.59	370.41
MW-23	05/02/18	396.96	22 - 32	26.68	370.28
MW-28	05/02/18	391.58	90 - 100	20.28	371.30
MW-29	05/02/18	396.02	52 - 62	25.34	370.68
MW-30	05/02/18	404.98	63 - 73	16.33	388.65
MW-31	05/02/18	399.83	75 - 85	23.60	376.23
MW-32	05/02/18	389.26	77 - 87	19.41	369.85
MW-33	05/02/18	392.08	137 - 157	29.37	362.71
MW-34	05/02/18	352.76	172 - 182	1.16	351.60
MW-35	05/02/18	364.16	87 - 107	NA	NA
MW-36	05/02/18	339.48	50 - 60	3.44	336.04
MW-39	05/02/18	391.39	30 - 40	20.02	371.37
MW-43	05/02/18	392.91	97 - 107	24.98	367.93
MW-44	05/02/18	361.74	65 - 75	7.17	354.57
MW-45	05/02/18	393.98	85 - 95	21.90	372.08
MW-46	05/02/18	359.01	32 - 52	2.43	356.58
MW-47	05/02/18	347.98	74 - 94	4.60	343.38
MW-54	05/02/18	389.92	130-140	16.45	373.47
PZ-1	05/02/18	395.71	20 - 40	NS	NS
PZ-3	05/02/18	396.00	44 - 54	21.16	374.84
PZ-5	05/02/18	398.55	46 - 56	16.97	381.58
PZ-7	05/02/18	394.95	53 - 63	16.63	378.32

Notes:
ft-bgs: feet below ground surface
ft-bTOC: feet below top-of-casing
NF: well not found
NA: well not accessible due to surface water

EPS

Table 10
Soil Data RRS Comparison
Rheem Manufacturing Company
Milledgeville, Georgia

Surface Soil (SS, <= 2 ft)

Parameter	Maximum Detected Concentration in SS (mg/kg)	Residential		Non-Residential		Non-Residential Exceedance
		SS RRS (mg/kg)	# Samples above RRS / # Samples	SS RRS (mg/kg)	# Samples above RRS / # Samples	
1,1,2-Trichloroethane	0.02	0.5	0/53	0.5	0/53	No
2-Butanone (MEK)	0.49	200	0/53	200	0/53	No
Acetone	0.28	400	0/53	400	0/53	No
Chloroform	0.013	3.9	0/53	8	0/53	No
cis-1,2-Dichloroethene	0.16	7	0/53	7	0/53	No
Tetrachloroethene	0.0077	0.5	0/53	0.89	0/53	No
Trichloroethene	3.4	0.5	8/58	0.5	8/58	Yes

Subsurface Soil (SB, > 2 ft)

Parameter	Maximum Detected Concentration in SB (mg/kg)	Non-Residential SB RRS (mg/kg)	# Samples Above RRS / # Samples	Non-Residential Exceedance
1,1,1-Trichloroethane	0.011	96	0/143	No
1,1,2-Trichloroethane	0.017	0.5	0/143	No
1,1-Dichloroethene	0.027	3.8	0/151	No
2-Butanone (MEK)	10	200	0/143	No
Acetone	0.45	400	0/143	No
Carbon tetrachloride	0.015	0.5	0/143	No
Chloroform	0.035	8	0/143	No
cis-1,2-Dichloroethene	0.85	7	0/151	No
Dichlorobromomethane	0.018	8	0/143	No
Dichloromethane	0.064	2.3	0/143	No
Ethyl benzene	2.5	70	0/143	No
Freon-12	0.086	100	0/143	No
m&p-Xylene	8.1	20	0/143	No
o-Xylene	2.7	20	0/143	No
Tetrachloroethene	0.011	0.89	0/143	No
Toluene	0.33	100	0/143	No
trans-1,2-Dichloroethene	0.057	13	0/151	No
Trichloroethene	110	0.5	78/272	Yes

Notes:
RRS: Risk Reduction Standards
mg/kg: milligrams per kilogram

Table 11
Soil Data Site-Specific RRS Comparison
Rheem Manufacturing Company
Milledgeville, Georgia

Receptor	Applicable Depth Interval (ft)	Exposure Domain		Number of Samples	95% UCL (mg/kg)	Site-Specific RRS		In Compliance
Site Worker	0-2	Entire Site	1,791,623 sqft	58	0.96	21	Type 4	Yes
Construction Worker	0-10	Scenario 1	17,512 sqft	41	11.42	38	Type 4	Yes
		Scenario 2	8,932 sqft	38	12.17	38	Type 4	Yes
		Scenario 3	4649 sqft	26	16.11	38	Type 4	Yes
		Scenario 4	1,597 sqft	13	34.75*	38	Type 4	Yes

Notes:
RRS: Risk Reduction Standards
sqft: square feet
ft: feet
*: Higher of two values suggested by Pro-UCL (30.33 and 34.75)
mg/kg: milligrams per kilogram
95% UCL: 95% upper confidence limit on the mean

Table 12
Downgradient Soil Gas Sampling Results
Rheem Manufacturing Company
Milledgeville, Georgia

SAMPLE LOCATION	Land Parcel (East/West of Roberson Mill Road)	1,2,4-Trimethylbenzene (µg/L)	1,2-Dichloroethane (µg/L)	1,3,5-Trimethylbenzene (µg/L)	2-Butanone (MEK) (µg/L)	2-Hexanone (µg/L)	4-Ethyltoluene (µg/L)	4-Methyl-2-pentanone (µg/L)	Benzene (µg/L)	Carbon disulfide (µg/L)	Chloroform (µg/L)	Chloromethane (µg/L)	cis-1,2-Dichloroethene (µg/L)	Ethylbenzene (µg/L)	Styrene (µg/L)	Tetrachloroethene (µg/L)	Toluene (µg/L)	Trichloroethene (µg/L)	Xylenes (unspecified) (µg/L)
TESGCs (Commercial)		8,760	157	8,760	730,000	4,380	N/A	438,000	524	102,000	178	13,100	N/A	1,640	146,000	5,840	730,000	292	14,600
TESGCs (Residential)		2,090	36	2,090	174,000	1,040	N/A	104,000	120	24,300	40.7	3,130	N/A	374	34,800	1,390	174,000	69.5	3,480
GP-SG-1	East	7.7	BDL	BDL	BDL	BDL	BDL	BDL	BDL	BDL	BDL	BDL	BDL	BDL	BDL	BDL	5.9	BDL	BDL
GP-SG-2	East	91	12	44	BDL	BDL	12	BDL	140	BDL	BDL	BDL	BDL	77	BDL	BDL	500	BDL	260
GP-SG-6	East	BDL	BDL	BDL	BDL	BDL	BDL	BDL	BDL	BDL	BDL	BDL	BDL	5.8	BDL	BDL	65	BDL	40
OFFSG-1	East	BDL	BDL	BDL	BDL	BDL	BDL	BDL	BDL	BDL	BDL	BDL	BDL	BDL	BDL	BDL	BDL	BDL	BDL
OFFSG-2	East	120	BDL	42	45	5.9	BDL	210	BDL	BDL	BDL	BDL	BDL	6.9	BDL	BDL	16	BDL	50
OFFSG-3	East	150	BDL	62	150	14	BDL	250	5.6	5.1	BDL	BDL	BDL	13	BDL	BDL	31	12	80
GP-SG-3	West	21	BDL	5.3	BDL	BDL	BDL	BDL	BDL	BDL	BDL	BDL	BDL	BDL	BDL	BDL	11	BDL	9.1
GP-SG-4	West	280	BDL	180	59	BDL	49	170	51	26	15	2.4	BDL	91	6.6	13	200	BDL	438
GP-SG-5	West	BDL	BDL	BDL	BDL	BDL	BDL	66	BDL	BDL	BDL	BDL	BDL	BDL	BDL	BDL	13	BDL	23.5
OFFSG-4	West	76	BDL	29	14	BDL	BDL	53	BDL	BDL	BDL	BDL	BDL	BDL	BDL	BDL	12	BDL	24
OFFSG-5	West	16	BDL	6.9	BDL	BDL	BDL	BDL	BDL	BDL	BDL	BDL	4.2	BDL	BDL	BDL	4.9	BDL	BDL
OFFSG-6	West	80	BDL	28	BDL	BDL	BDL	58	BDL	BDL	BDL	BDL	BDL	BDL	BDL	BDL	7	BDL	23

Notes:

µg/m^3: micrograms per cubic meter

TESGC: Target Exterior Siol Gas Sample (CR = 10^{-5}, HQ = 1) from EPA VISL Calculator

BDL: Below Detection Limit

NR: Not Reported

Indicates TESGC exceedance

APPENDIX A
VRP Property Identification

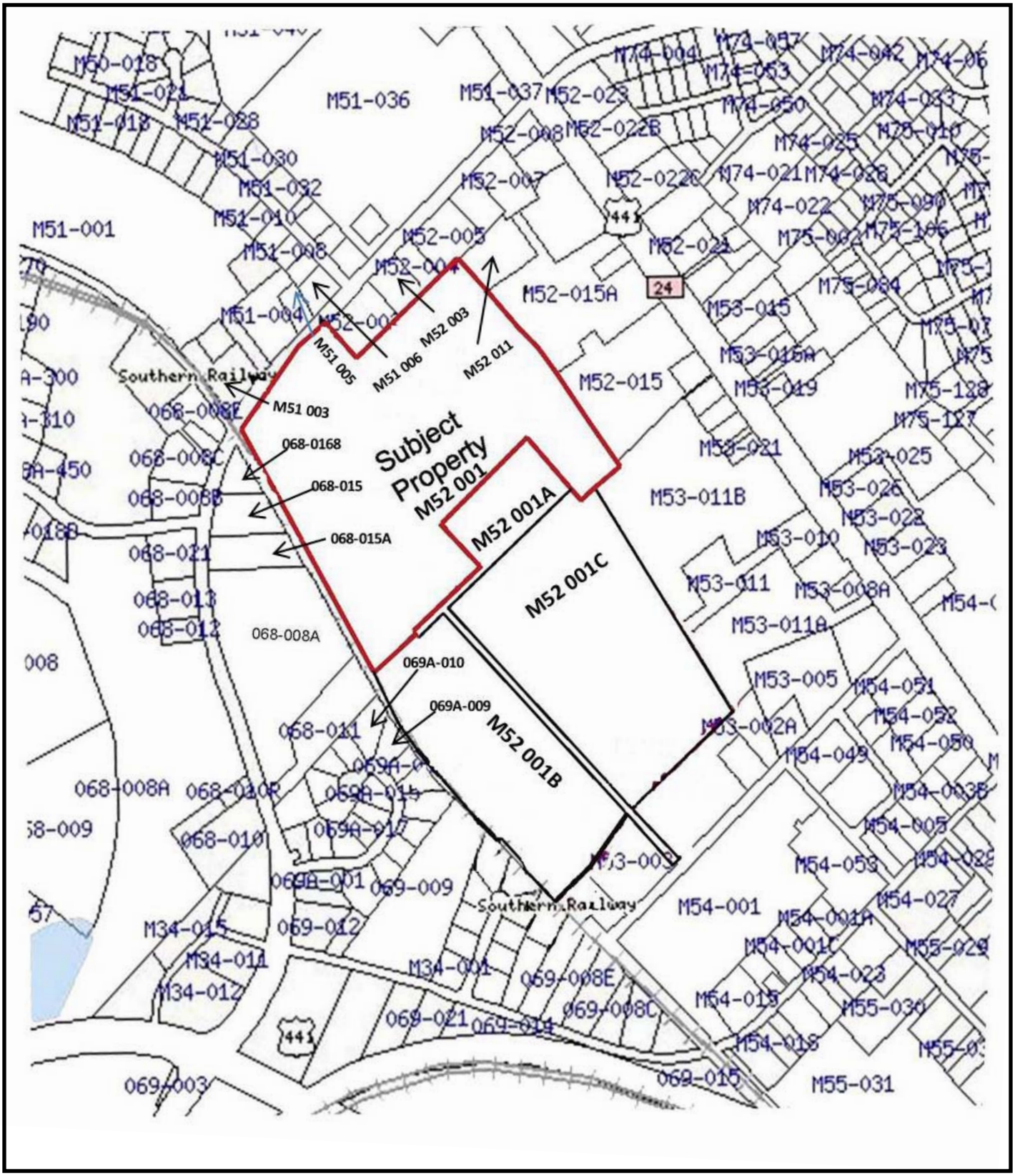

Note: Subject property lines are approximate.

EPS

N

Rheem Manufacturing Company
138 Roberson Mill Road
Milledgeville, Georgia

TAX PARCEL MAP

VOLUNTARY REMEDIATION PROGRAM APPLICATION

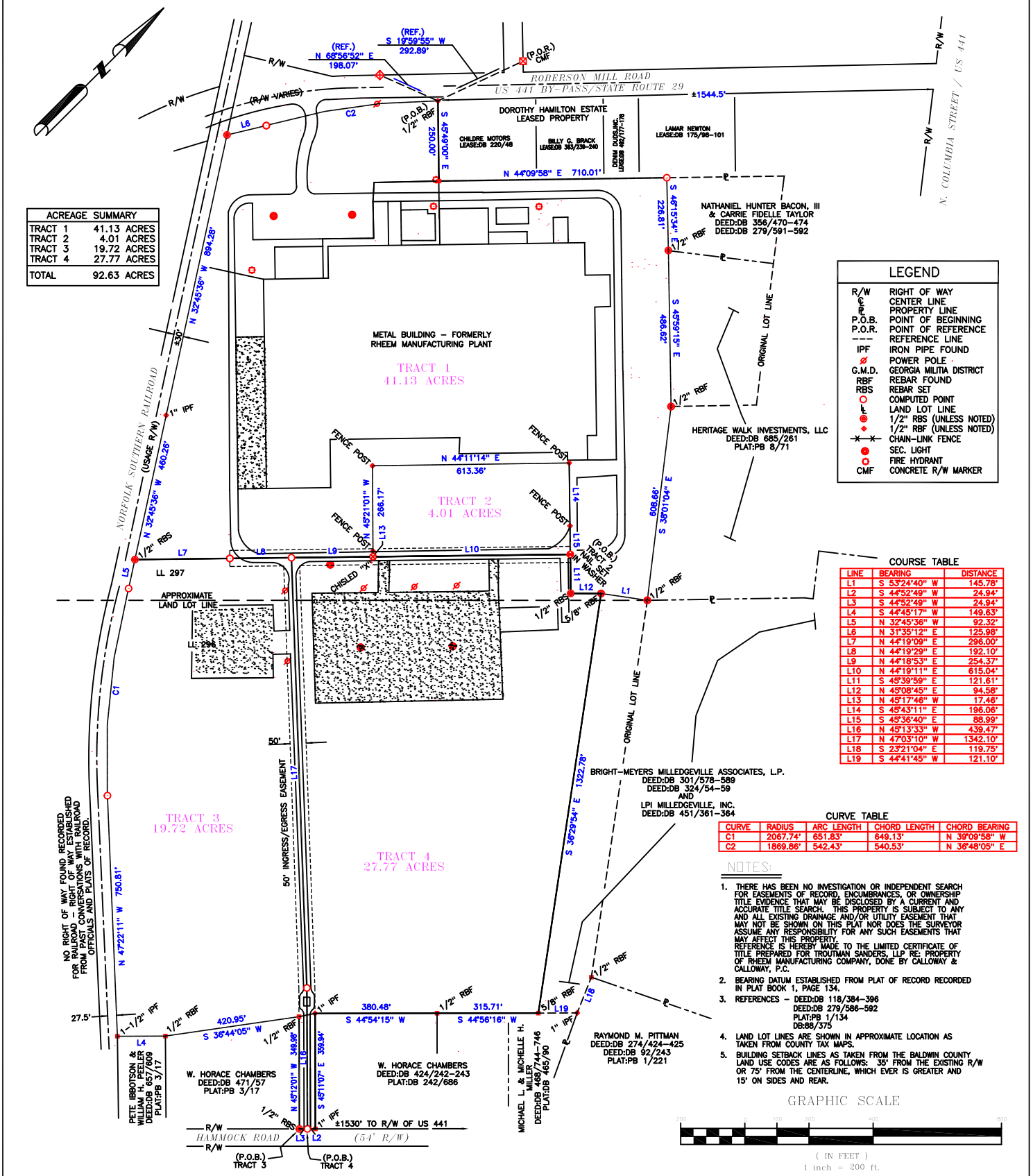

ACREAGE SUMMARY	
TRACT 1	41.13 ACRES
TRACT 2	4.01 ACRES
TRACT 3	19.72 ACRES
TRACT 4	27.77 ACRES
TOTAL	92.63 ACRES

LEGEND

R/W	RIGHT OF WAY
℄	CENTER LINE
℗	PROPERTY LINE
P.O.B.	POINT OF BEGINNING
P.O.R.	POINT OF REFERENCE
----	REFERENCE LINE
IPF	IRON PIPE FOUND
⌀	POWER POLE
G.M.D.	GEORGIA MILITIA DISTRICT
RBF	REBAR FOUND
RBS	REBAR SET
○	COMPUTED POINT
℄	LAND LOT LINE
◎	1/2" RBS (UNLESS NOTED)
◆	1/2" RBF (UNLESS NOTED)
-x-x-	CHAIN-LINK FENCE
⊛	SEC. LIGHT
⊡	FIRE HYDRANT
CMF	CONCRETE R/W MARKER

COURSE TABLE

LINE	BEARING	DISTANCE
L1	S 53°24'40" W	145.78'
L2	S 44°52'49" W	24.94'
L3	S 44°52'49" W	24.94'
L4	S 44°45'17" W	149.63'
L5	N 32°45'36" W	92.32'
L6	N 31°35'12" E	125.98'
L7	N 44°19'09" E	296.00'
L8	N 44°19'29" E	192.10'
L9	N 44°18'53" E	254.37'
L10	N 44°19'11" E	615.04'
L11	S 45°39'59" E	121.61'
L12	N 45°08'45" E	94.58'
L13	N 45°17'46" W	17.46'
L14	S 45°43'11" E	196.06'
L15	S 45°36'40" E	88.99'
L16	N 45°13'33" W	439.47'
L17	N 47°03'10" W	1342.10'
L18	S 23°21'04" E	119.75'
L19	S 44°41'45" W	121.10'

CURVE TABLE

CURVE	RADIUS	ARC LENGTH	CHORD LENGTH	CHORD BEARING
C1	2067.74'	651.83'	649.13'	N 39°09'58" W
C2	1869.86'	542.43'	540.53'	N 36°48'05" E

NOTES:

1. THERE HAS BEEN NO INVESTIGATION OR INDEPENDENT SEARCH FOR EASEMENTS OF RECORD, ENCUMBRANCES, OR OWNERSHIP TITLE EVIDENCE THAT MAY BE DISCLOSED BY A CURRENT AND ACCURATE TITLE SEARCH. THIS PROPERTY IS SUBJECT TO ANY AND ALL EXISTING DRAINAGE AND/OR UTILITY EASEMENT THAT MAY NOT BE SHOWN ON THIS PLAT NOR DOES THE SURVEYOR ASSUME ANY RESPONSIBILITY FOR ANY SUCH EASEMENTS THAT MAY AFFECT THIS PROPERTY. REFERENCE IS HEREBY MADE TO THE LIMITED CERTIFICATE OF TITLE PREPARED FOR TROUTMAN SANDERS, LLP RE: PROPERTY OF RHEEM MANUFACTURING COMPANY, DONE BY CALLOWAY & CALLOWAY, P.C.
2. BEARING DATUM ESTABLISHED FROM PLAT OF RECORD RECORDED IN PLAT BOOK 1, PAGE 134.
3. REFERENCES – DEED:DB 118/384-396 DEED:DB 279/586-592 PLAT:PB 1/134 DB:88/375
4. LAND LOT LINES ARE SHOWN IN APPROXIMATE LOCATION AS TAKEN FROM COUNTY TAX MAPS.
5. BUILDING SETBACK LINES AS TAKEN FROM THE BALDWIN COUNTY LAND USE CODES ARE AS FOLLOWS: 35' FROM THE EXISTING R/W OR 75' FROM THE CENTERLINE, WHICH EVER IS GREATER AND 15' ON SIDES AND REAR.

GRAPHIC SCALE

(IN FEET)
1 inch = 200 ft.

DATE SURVEYED:	10/22/2010
DATE DRAWN:	11/03/2010
SCALE	1" = 200'
EQUIPMENT:	TOPCON GPT-3005 TOTAL STATION
DATE:	
KIRK A. FREEMAN RLS #2982	
FILE:BM52_1	

SURVEY OF PROPERTY FOR:

RHEEM MANUFACTURING COMPANY

LYING IN LAND LOTS 296 & 297
FIRST LAND DISTRICT
318th G.M.D.
BALDWIN COUNTY, GEORGIA

GEORGIA REGISTERED No. 2982 LAND SURVEYOR KIRK A. (CORKY) FREEMAN

SURVEYED BY:
KIRK FREEMAN, LLC
LAND SURVEYING
423 S. WAYNE STREET
P.O. BOX 1081
MILLEDGEVILLE, GA 31059
478-451-2997 478-456-7121

THE FIELD DATA UPON WHICH THIS MAP OR PLAT IS BASED HAS A CLOSURE PRECISION OF ONE FOOT IN 82,101 FEET AND AN ANGULAR ERROR OF 00"00"02"ER ANGLE POINT AND WAS ADJUSTED USING THE COMPASS RULE. THIS MAP OR PLAT HAS BEEN CALCULATED FOR CLOSURE AND IS FOUND TO BE ACCURATE WITHIN ONE FOOT IN _____ FEET.

FILED & RECORDED
CLERK, SUPERIOR COURT
BALDWIN COUNTY, GA

2010 DEC 22 PM 1:23

BY [signature]
ROSEMARY PHILLIPS, CLERK
Deputy Clerk

After recordation, return to:

Troutman Sanders LLP
Bank of America Plaza, Suite 5200
600 Peachtree Street
Atlanta, Georgia 30308-2216
Attention: William W. Burton

Note to Clerk: This conveyance is being made for $0.00 consideration. No transfer tax is due.

STATE OF GEORGIA

COUNTY OF BALDWIN

LIMITED WARRANTY DEED

THIS INDENTURE is made as of the 22nd day of December, 2010, by and between **RHEEM MANUFACTURING COMPANY**, a Delaware corporation ("Grantor"), and **RHEEM MANUFACTURING COMPANY**, a Delaware corporation ("Grantee"). The words "Grantor" and "Grantee" shall include their respective heirs, executors, administrators, legal and personal representatives, successors and assigns where the context requires or permits.

WITNESSETH:

GRANTOR, for and in consideration of the sum of Ten and No/100 Dollars ($10.00), and other good and valuable consideration, the receipt, adequacy, and sufficiency of which are hereby acknowledged by Grantor, has granted, bargained, sold, aliened, conveyed and confirmed and does hereby grant, bargain, sell, alien, convey and confirm unto Grantee the following described real property:

> ALL THAT TRACT OR PARCEL of land lying and being in Land Lots 296 and 297 of the 1st Land District, 318th G.M.D. of Baldwin County, Georgia, and being more particularly described on **Exhibit "A"** attached hereto and by this reference made a part hereof (the "Land"), together with all plants, trees, shrubbery, buildings, structures and improvements thereon, and any right, title and interest of Grantor in and to any land lying in the bed of any street, road or highway in front of or adjoining said Land, together with any strips or gores relating to the Land (hereinafter collectively referred to as the "Property").

TO HAVE AND TO HOLD the Property, together with all and singular the rights, members and appurtenances thereto, to the same being, belonging, or in anywise appertaining, to the only proper use, benefit and behoof of Grantee forever in FEE SIMPLE.

AND GRANTOR WILL WARRANT and forever defend the right and title to the Property unto Grantee against the lawful claims of all persons owning, holding or claiming by, through or under Grantor, but not otherwise.

This conveyance and foregoing warranty of title are expressly subject to all matters of record.

[*Signatures Commence on Following Page*]

IN WITNESS WHEREOF, Grantor has signed and sealed this deed, the day and year first above written.

Signed, sealed and delivered
in the presence of:

Witness

Notary Public

Commission Expiration Date:

April 05, 2011

(NOTARY SEAL)

JOCELYN L. JOHNSON NOTARY PUBLIC DeKALB COUNTY, GA Exp. Apr. 05, 2011

GRANTOR:

RHEEM MANUFACTURING COMPANY,
a Delaware corporation

By:
Name: Scott Bates
Its: VP, Secretary & General Counsel

(CORPORATE SEAL)

EXHIBIT "A"

Legal Description of the Property

All of Tract 1, as depicted on Survey of Property for Rheem Manufacturing Company, a plat of which is of record in Plat Book 37, Pages 50-51, recorded with the Clerk of Superior Court of Baldwin County, Georgia, Tract 1 being more particularly described as follows:

All that tract or parcel of land lying and being in Land Lots 296 and 297, First Land District, 318th G.M.D. in Baldwin County, Georgia and being more particularly described as follows: Beginning at the P.O.B. of Tract 1; thence S 45°49'00" E a distance of 250.00' to a 1/2" rebar found; thence N 44°09'58" E a distance of 710.01' to a computed point; thence S 46°15'34" E a distance of 226.81' to a 1/2" rebar found; thence S 45°59'15" E a distance of 486.62" to a 1/2" rebar found; thence S 38°01'04" E a distance of 608.66' to a 1/2" rebar found; thence S 53°24'40" W a distance of 145.78' to a 5/8" rebar found; thence S 45°09'21" W a distance of 94.54' to a 1/2" rebar set; thence N 45°41'09" W a distance of 121.59' to a nail set in washer; thence N 45°36'40" W a distance of 88.99' to a fence post; thence N 45°43'11" W a distance of 196.06' to a fence post; thence S 44°11'14" W a distance of 613.36' to a fence post; thence S 45°21'01" E a distance of 266.17' to a fence post; thence S 45°17'46" E a distance of 17.46' to a chiseled "X"; thence S 44°18'53" W a distance of 254.37' to a computed point; thence S 44°19'29" W a distance of 192.10' to a computed point; thence S 44°19'09" W a distance of 296.00' to a 1/2" rebar set; thence N 32°45'36" W a distance of 460.26' to a 1" iron pipe; thence N 32°45'36" W a distance of 894.28' to a 1/2" rebar set; thence N 31°35'12" E a distance of 125.98' to a computed point; thence with a curve turning to the right with an arc length of 542.43',with a radius of 1869.86', with a chord bearing of N 36°48'05" E, with a chord length of 540.53' to a 1/2" rebar found, which is the point of beginning, having an area of 41.13 acres.

Calloway & Calloway, P.C.

Attorneys at Law
6133 Peachtree Dunwoody Road, N.E.
Atlanta, Georgia 30328

Phone: (770) 394-7000 **Fax: (770) 698-2028**

REVISED LIMITED CERTIFICATE OF TITLE

PREPARED FOR AND LIMITED TO THE USE OF:
TROUTMAN SANDERS LLP
Attn: William W. Burton, Esq.

Re: Property of Rheem Manufacturing Company; Land Lots 296 and 297, 318th Militia District, Baldwin County, Georgia; STS File No. 1278.0054

NOTE: All others who rely hereon do so at their own risk.

This is to certify that we have carefully examined the title to the real property described on **EXHIBIT "A"** attached hereto and by reference made a part hereof (the "Property"), as officially and correctly indexed in the public records of the county in which said Property lies, and that good merchantable title in **FEE SIMPLE** is vested in **Rheem Manufacturing Company, a Delaware corporation**, by virtue of the following:

1. Limited Warranty Deed by and between Rheem Manufacturing Company, a Delaware corporation, and Rheem Manufacturing Company, a Delaware corporation, dated as of December 22, 2010, filed for record December 22, 2010 at 1:23 p.m., recorded in Deed Book _____, Page _____, Records of Baldwin County, Georgia.

Subject to those objections and exceptions set out on **EXHIBIT "B"** attached hereto and by reference made a part hereof and the following:

(a) All matters of record subsequent to the date of this Certificate.

(b) Matters affecting the title which are not of record, or which, if they are of record, are not indexed in such a manner that a reasonably prudent search would have revealed them to the examiner.

(c) Such state of facts as would be disclosed by a current, accurate survey and careful visual inspection of the Property.

(d) Encroachments, except such as in our opinion do not materially affect the value of the Property.

(e) Title to that portion of the Property within the bounds of any public road.

(f) The riparian rights of abutting owners on any stream running through the Property.

(g) Rights or claims of parties in possession of the Property.

(h) Any violation of all zoning laws, ordinances or regulations, municipal or county, and all governmental regulations of the use and occupancy of the Property, including the regulation or condemnation of the land or any building or structure thereon.

(i) Taxes not due and payable at the date of this Certificate, and taxes coming due and payable for all future times.

(j) Unrecorded claims of lien for labor or material furnished for the improvement of the Property.

(k) Street improvement liens which have not been properly placed of record.

(l) Past due utility bills, which, while not technically liens, will deter the municipal authority or utility company from transferring meters or service until the bills have been paid.

(m) Pay-as-you-enter water or sewer lines, which, while not technically liens, will be payable upon connection with such lines.

(n) All governmental liens for the clean up of toxic waste which are not filed in the public records of the county in which the Property lies.

(o) No certification is made as to the exact amount of acreage contained in the Property.

The effective date of this Certificate of Title is December 12, 2010.

CALLOWAY & CALLOWAY, P.C.

By: _____
George C. Calloway, Esq.

GCC/sdb

EXHIBIT "A"

Legal Description of the Property

All of Tract 1, as depicted on Survey of Property for Rheem Manufacturing Company, a plat of which is of record in Plat Book 37, Pages 50-51, recorded with the Clerk of Superior Court of Baldwin County, Georgia, Tract 1 being more particularly described as follows:

All that tract or parcel of land lying and being in Land Lots 296 and 297, First Land District, 318th G.M.D. in Baldwin County, Georgia and being more particularly described as follows: Beginning at the P.O.B. of Tract 1; thence S 45°49'00" E a distance of 250.00' to a 1/2" rebar found; thence N 44°09'58" E a distance of 710.01' to a computed point; thence S 46°15'34" E a distance of 226.81' to a 1/2" rebar found; thence S 45°59'15" E a distance of 486.62" to a 1/2" rebar found; thence S 38°01'04" E a distance of 608.66' to a 1/2" rebar found; thence S 53°24'40" W a distance of 145.78' to a 5/8" rebar found; thence S 45°09'21" W a distance of 94.54' to a 1/2" rebar set; thence N 45°41'09" W a distance of 121.59' to a nail set in washer; thence N 45°36'40" W a distance of 88.99' to a fence post; thence N 45°43'11" W a distance of 196.06' to a fence post; thence S 44°11'14" W a distance of 613.36' to a fence post; thence S 45°21'01" E a distance of 266.17' to a fence post; thence S 45°17'46" E a distance of 17.46' to a chiseled "X"; thence S 44°18'53" W a distance of 254.37' to a computed point; thence S 44°19'29" W a distance of 192.10' to a computed point; thence S 44°19'09" W a distance of 296.00' to a 1/2" rebar set; thence N 32°45'36" W a distance of 460.26' to a 1" iron pipe; thence N 32°45'36" W a distance of 894.28' to a 1/2" rebar set; thence N 31°35'12" E a distance of 125.98' to a computed point; thence with a curve turning to the right with an arc length of 542.43',with a radius of 1869.86', with a chord bearing of N 36°48'05" E, with a chord length of 540.53' to a 1/2" rebar found, which is the point of beginning, having an area of 41.13 acres.

EXHIBIT "B"

1. All taxes pertaining to the subject property. Please note that 2009 real property ad valorem taxes were paid as follows:

   (a) State and County property taxes for Map Reference No. M52-001 were paid October 20, 2009 in the amount of $98,833.62;

   (b) There was no State and County property tax due for Map Reference No. M52-001X (utility right of way); and

   (c) City of Milledgeville property taxes for Map Reference No. M52-001X (utility right of way) were paid March 16, 2010 in the amount of $2.04.

   Note: Map Reference No. M52-001 lies outside the boundaries of any municipality.

2. Limited access rights contained in Right of Way Deed from Rheem Manufacturing Company to the Department of Transportation, dated November 12, 1987, filed for record December 16, 1987 at 11:16 a.m., recorded in Deed Book 238, Page 718, Records of Baldwin County, Georgia.

3. All matters disclosed by Plat recorded in Plat Book 1, Page 134, aforesaid Records.

4. All matters prior to January 5, 1977.

APPENDIX B
Professional Geologist Summary of Hours

Environmental Planning Specialists, Inc.

Rheem Manufacturing PG Hours (Kirk Kessler and Justin Vickery)

May, 2018 through December, 2018

	May 18	June 18	July 18	Aug 18	Sept 18	Oct 18	Nov 18	Dec 18	TOTAL
Rheem									
Kirk Kessler	13.00	1.50	0.00	0.00	2.00	0.00	19.00	2.00	**37.50**
Justin Vickery	110.50	19.00	50.25	97.25	64.25	69.25	88.25	7.25	**506.00**
TOTAL	**123.50**	**20.50**	**50.25**	**97.25**	**66.25**	**69.25**	**107.25**	**9.25**	**543.50**

APPENDIX C
Milestone Schedule

PROJECTED MILESTONE SCHEDULE
Rheem Manufacturing Company
Milledgeville, GA

ID	Task Name	2013	2014				2015				2016				2017				2018		
		Q4	Q1	Q2	Q3	Q4	Q1	Q2	Q3	Q4	Q1	Q2	Q3	Q4	Q1	Q2	Q3	Q4	Q1	Q2	Q3
1	VRP Enrollment																				
2	Cost Estimate																				
3	Financial Assurance																				
4	Updated Financial Assurance																				
5	Soil Delineation (completed prior to VRP enrollment)*																				
6	On-site Horzontal Groundwater Delineation (completed prior to VRP enrollment)*																				
7	Off-site Horizontal Groundwater Delineation																				
8	Vertical Groundwater Delineation (if necessary)																				
9	Semi-Annual Progress Reports																				
10	Updated CSM, Final Remdiation Plan, and Prelinimary Cost Estimate																				
11	Remedial Activities																				
12	Compliance Status Report																				

Notes:
Dark gray shading indicates portion of schedule that has passed.
Planned activity
Activity completed/conducted to date
* Documented in the Voluntary Remediation Program Application Update 1, October 2012

APPENDIX D
Environmental Covenant

After Recording Return to:
Andrea Rimer
Troutman Sanders LLP
600 Peachtree Street, Suite 3000
Atlanta, Georgia 30308

CROSS-REFERENCE:
County: Baldwin
Deed Book: 1044
Page(s): 396-399

Environmental Covenant

This instrument is an Environmental Covenant executed pursuant to the Georgia Uniform Environmental Covenants Act, O.C.G.A. § 44-16-1 *et seq.*, as may be amended from time to time (hereinafter "Act"). This Environmental Covenant is entered into by the entities executing this Environmental Covenant and subjects the property identified below to the activity and/or use limitations and other requirements. This Environmental Covenant further grants such other rights in favor of EPD and Rheem Manufacturing Company as set forth herein.

Fee Simple Owner(s)/Grantor(s):	Rheem Manufacturing Company 1100 Abernathy Road NE, Suite 1700 Atlanta, Georgia 30328
Grantee/Holder with the power to enforce:	Rheem Manufacturing Company 1100 Abernathy Road NE, Suite 1700 Atlanta, Georgia 30328
Grantee/Entity with express power to enforce:	State of Georgia Department of Natural Resources Environmental Protection Division 2 Martin Luther King Jr. Drive, SE Suite 1456 East Tower Atlanta, GA 30334
Persons with Interests other than Fee Simple:	*[Pending]*

Property Subject

The property subject to this Environmental Covenant is a tract of approximately 41.13 acres of real property located at 138 Roberson Mill Road in Milledgeville, Baldwin County, Georgia, which is further identified by the tax parcel ID number below (hereinafter "Property"). The Property was conveyed on December 22, 2010 to Rheem Manufacturing Company; such conveyance is recorded in Deed Book 1044, Pages 396-399, of the Baldwin County, Georgia

deed records. The Property is located in Land Lot 296 and 297 of the 1st Land District, 318th G.M.D. of Baldwin County, Georgia.

The tax parcel of the Property: M52 001 of Baldwin County, Georgia.

A legal description of the Property is attached as Exhibit A and a map of the Property is attached as Exhibit B.

Environmental Covenant Runs with the Land and is Perpetual

Pursuant to the Act, this Environmental Covenant shall run with the land and shall be perpetual unless terminated or amended pursuant to terms herein or in accordance with provisions of the Act. This Environmental Covenant shall be binding upon Rheem Manufacturing Company, and all successors, assigns and transferees of any interest in the Property or any portion thereof.

Administrative Records

This Environmental Covenant imposes activity and/or use limitations and other requirements on the Property that arise under corrective action performed and/or being performed at the Rheem Manufacturing Company facility/site. Records pertaining to this corrective action are available at the following EPD location:

Georgia Environmental Protection Division
Response and Remediation Program
2 MLK Jr. Drive, SE, Suite 1054 East Tower
Atlanta, GA 30334
M-F 8:00 AM to 4:30 PM excluding state holidays

Activity and Use Limitations. The Property is subject to the following activity and/or use limitations:

A. Real Property. The Property shall be used only as non-residential property as defined in Rule 391-3-19-.02(2)(r). Use of the Property as residential property, as defined in Rule 391-3-19-.02(2)(r), is prohibited.

B. Groundwater. The use or extraction of groundwater beneath the Property for drinking water or any other non-remedial purpose is prohibited.

C. Vapor Mitigation. A vapor mitigation system or barrier shall be installed with the future construction of any enclosed structure on the Property, unless and until either: (a) the HSRA regulated substances in groundwater reach HSRA Risk Reduction Standards, or (b) a vapor intrusion exposure pathway evaluation is performed and EPD provides written concurrence that that no vapor mitigation system or barrier is required with respect to the structure. A maintenance and monitoring plan, approved by EPD, shall be maintained with respect to any sub-slab depressurization (SSD) system currently present or required to be installed at the Property.

Other Requirements. The Property is subject to the following additional requirements.

A. Notice of Limitations and Requirements in Future Conveyances. Each instrument hereafter conveying any interest in the Property or any portion thereof that may

affect the activity and use limitations described herein shall include a statement that the Property is subject to this Environmental Covenant (and any amendments thereto), the location (County, Deed Book and Page) in the deed records where this Environmental Covenant (and any amendments thereto) is recorded and a copy of this Environmental Covenant (and any amendments thereto).

B. Notice to EPD of Future Conveyances. Within thirty (30) days after each conveyance of a fee simple interest in the Property or any portion thereof, a notice shall be sent to EPD and Rheem Manufacturing Company. The notice shall include the new owner's name, address, telephone number and other pertinent contact information, the date of the conveyance and the location (County, Deed Book and Page) where the conveyance is recorded, and, if the conveyance is a portion of the Property, a survey map showing the boundaries of the real property conveyed.

C. Notice of Change of Use. If such activity will materially affect any required monitoring or maintenance of any institutional or engineering controls described herein, the owner of the Property must provide to EPD thirty (30) days' advance written notice of the owner's intent to change the use of the Property, to apply for a building permit for construction at the Property, or to perform any site work.

Environmental Covenant Does Not Authorize Use Otherwise Prohibited

Pursuant to the Act, this Environmental Covenant shall not be construed to authorize a use of the Property that is otherwise prohibited by zoning, ordinance, local law or general law or by a recorded instrument that has priority over this Environmental Covenant.

Rights of Access and Enforcement

Authorized representatives of EPD and Rheem Manufacturing Company shall have the right to enter the Property at reasonable times in connection with implementation, compliance, or enforcement of this Environmental Covenant, including but not limited to the right to conduct inspections, examine related records, or to take samples.

This Environmental Covenant shall be enforceable by EPD, Rheem Manufacturing Company and other parties as provided in the Act. Such rights of access and enforcement herein shall not limit EPD's authority under other applicable law.

No Interest in Real Property in EPD

EPD's rights under this Environmental Covenant and the Act shall not be considered an interest in real property.

Recording of Environmental Covenant and Service on Other Persons

Within thirty (30) days after execution of this Environmental Covenant by the Director of EPD, Rheem Manufacturing Company shall record the Environmental Covenant in every county in which any portion of the Property is located in accordance with the law governing the recording

and priority of interests in real property. Upon recording of the Environmental Covenant, Rheem Manufacturing Company shall provide in a manner deemed acceptable by EPD a copy of the executed, recorded Environmental Covenant to each of the persons or entities identified in O.C.G.A. § 44-16-7.

Representations and Warranties by Grantor(s). Rheem Manufacturing Company represents and warrants that all of the following are true and correct:

A. Rheem Manufacturing Company holds fee simple title to the Property.

B. Rheem Manufacturing Company has the authority to enter into this Environmental Covenant, has the authority to grant any rights granted by it within, has the ability to carry out the obligations described within and, based upon information and belief after reasonable inquiry, does not know of any anticipated material change in the practices, ownership, or authority of Rheem Manufacturing Company that will alter this representation and warranty.

C. The execution and delivery of this Environmental Covenant and carrying out the obligations described within will not conflict with any of the provisions of the organizational documents, operating agreement of Rheem Manufacturing Company nor will it violate, contravene and/or constitute a breach or default under any agreement, contract, order or instrument to which Rheem Manufacturing is a party or by which Rheem Manufacturing Company may be bound.

D. There are no persons with existing interests other than fee simple in the Property.

E. This Environmental Covenant does not authorize a use of the Property that is otherwise prohibited by zoning, ordinance, local law or general law or by a recorded instrument that has priority over this Environmental Covenant.

F. At least thirty (30) days prior to presenting this Environmental Covenant to EPD for execution, Rheem Manufacturing Company served a copy of the proposed final text of this Environmental Covenant on all persons or entities required to be noticed in accordance with O.C.G.A. § 44-16-7.

Submission of Required Documents and Communications

Documents and communications required by this Environmental Covenant shall be submitted to:

Georgia Environmental Protection Division
Branch Chief
Land Protection Branch
2 Martin Luther King Jr. Drive SE
Suite 1054 East Tower
Atlanta, GA 30334

With a copy to:

Rheem Manufacturing Company
c/o Mr. Gregory Henry
1100 Abernathy Road NE, Suite 1700

Atlanta, Georgia 30328

EPD's Environmental Covenants Registry

This Environmental Covenant and any amendment thereto or termination thereof may be included in EPD's registry for environmental covenants.

Severability

Should any provision of this Environmental Covenant be found by a court of competent jurisdiction to be invalid and/or unenforceable in any respect, the remaining provisions shall continue in full force and effect.

Effective Date

This Environmental Covenant shall be effective on the date the fully executed Environmental Covenant is recorded in accordance with O.C.G.A. § 44-16-8(a).

Signed, sealed, and delivered in the presence of:

_____
Unofficial Witness (*Signature*)

_____
Unofficial Witness Name (*Print*)

_____
Notary Public (*Signature*)

My Commission Expires:_____

For the Grantor:

Rheem Manufacturing Company
Name of Grantor (*Print*)

_____
Grantor's Authorized Representative (*Signature*)

_____
Authorized Representative Name *(Print)*

_____
Title of Authorized Representative (*Print*)

Dated:_____

(NOTARY SEAL)

Signed, sealed, and delivered in the presence of:

_____
Unofficial Witness (*Signature*)

_____
Unofficial Witness Name (*Print*)

_____
Notary Public (*Signature*)

My Commission Expires:

For the Grantee:

Rheem Manufacturing Company
Name of Grantee (*Print*)

_____
Grantee's Authorized Representative (*Signature*)

_____
Authorized Representative Name *(Print)*

_____
Title of Authorized Representative (*Print*)

Dated:_____

(NOTARY SEAL)

For the Environmental Protection Division, Department of Natural Resources, State of Georgia, this _____ day of _____, 20_____:

Signed, sealed, and delivered in the presence of:

_____
Unofficial Witness *(Signature)*

_____
Unofficial Witness Name *(Print)*

_____
Notary Public (*Signature*)

My Commission Expires:_____

For the State of Georgia
Environmental Protection Division:

_____ (Seal)
(Signature)

Richard E. Dunn
Director

Dated:_____

(NOTARY SEAL)

Exhibit A
Legal Description of Property

All of Tract 1, as depicted on Survey of Property for Rheem Manufacturing Company, a plat of which is of record in Plat Book 37, Pages 50-51, recorded with the Clerk of Superior Court of Baldwin County, Georgia, Tract 1 being more particularly described as follows:

All that tract or parcel of land lying and being in Land Lots 296 and 297, First Land District, 3181 G.M.D. in Baldwin County, Georgia and being more particularly described as follows: Beginning at the P.O.B. of Tract 1; thence S 45°49'00" E a distance of 250.00' to a 1/2" rebar found; thence N 44°09'58" E a distance of 710.01' to a computed point; thence S 46°15'34" E a distance of 226.81' to a 1/2" rebar found; thence S 45°59'15" E a distance of 486.62" to a 1/2" rebar found; thence S 38°01'04" E a distance of 608.66' to a 1/2" rebar found; thence S 53°24'40" W a distance of 145.78' to a 5/8" rebar found; thence S 45°09'21" W a distance of 94.54' to a 1/2" rebar set; thence N 45°41'09" W a distance of 121.59' to a nail set in washer; thence N 45°36'40" W a distance of 88.99' to a fence post; thence N 45°43'11" W a distance of 196.06' to a fence post; thence S 44°11'14" W a distance of 613.36' to a fence post; thence S 45°21'01" E a distance of 266.17' to a fence post; thence S 45°17'46" E a distance of 17.46' to a chiseled "X"; thence S 44°18'53" W a distance of 254.37' to a computed point; thence S 44°19'29" W a distance of 192.10' to a computed point; thence S 44°19'09" W a distance of 296.00' to a 1/2" rebar set; thence N 32°45'36" W a distance of 460.26' to a 1" iron pipe; thence N 32°45'36" W a distance of 894.28' to a 1/2" rebar set; thence N 31°35'12" E a distance of 125.98' to a computed point; thence with a curve turning to the right with an arc length of 542.43',with a radius of 1869.86', with a chord bearing of N 36°48'05" E, with a chord length of 540.53' to a 1/2" rebar found, which is the point of beginning, having an area of 41.13 acres.

Exhibit B
Map of Property

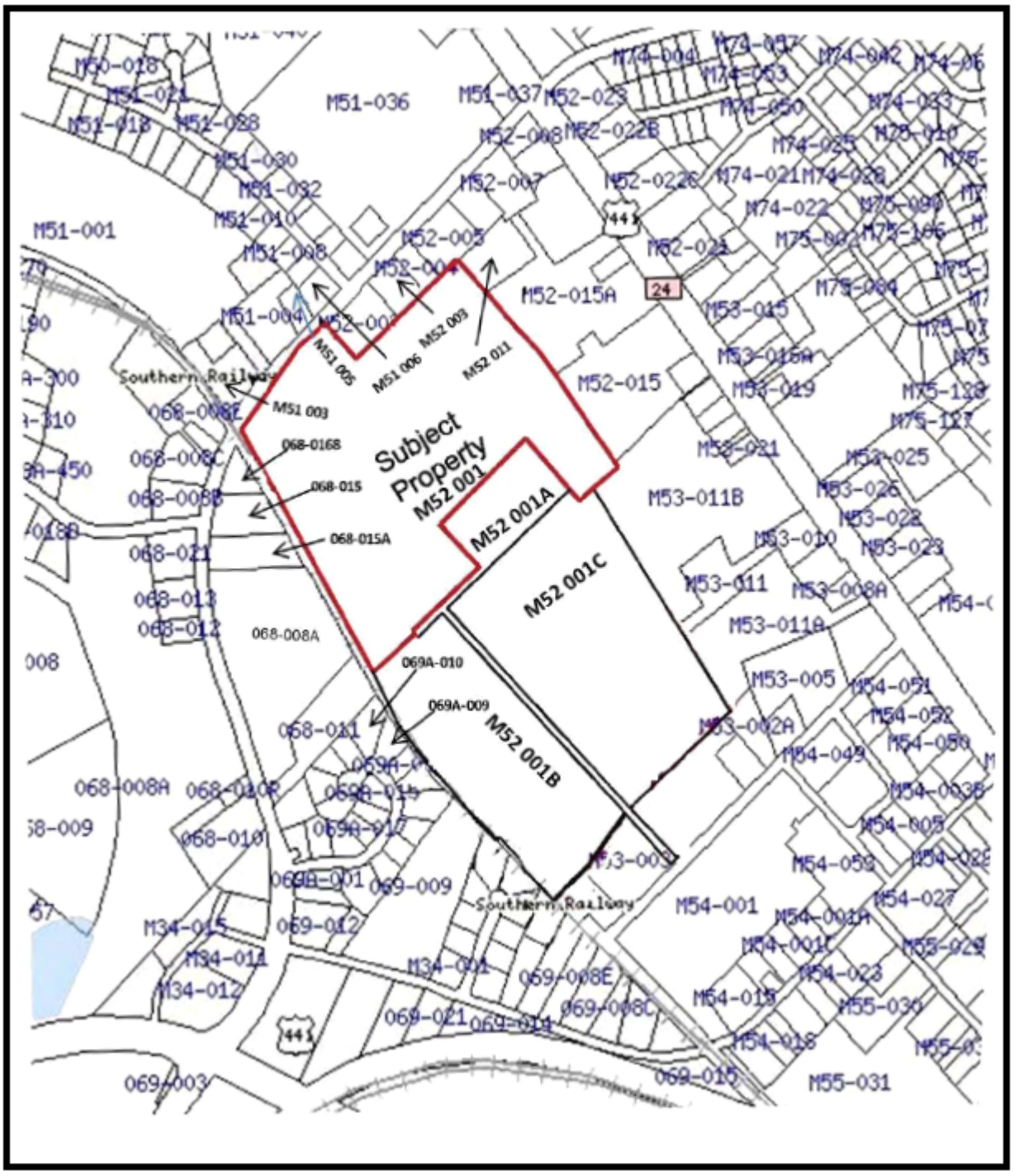

APPENDIX E
Draft Monitoring and Maintenance Plan

Prepared for:

RHEEM MANUFACTURING COMPANY
138 Roberson Mill Road N.W.
Milledgeville, GA 31061

DRAFT

MONITORING AND MAINTENANCE PLAN
Rheem Manufacturing Company
Milledgeville, Georgia

Prepared by:

400 Northridge Road, Suite 400
Sandy Springs, Georgia 30350
Tel: 404-315-9113

January 2019

MONITORING AND MAINTENANCE PLAN

RHEEM MANUFACTURING COMPANY
MILLEDGEVILLE, GEORGIA

Prepared for:
RHEEM MANUFACTURING COMPANY
138 Roberson Mill Road N.W.
Milledgeville, GA 31061

Prepared by:

400 Northridge Road, Suite 400
Sandy Springs, GA 30350
Tel: 404-315-9113

Kirk Kessler, P.G.
Senior Principal

January 2019

EPS

MONITORING AND MAINTENANCE PLAN FOR

RHEEM MANUFACTURING COMPANY
Milledgeville, Georgia

January 2019

TABLE OF CONTENTS

1 INTRODUCTION 1

2 SUB-SLAB DEPRESSURIZATION SYSTEM 2

3 INSPECTION AND MAINTENANCE 3

3.1 General Considerations 3
3.2 Inspection and Repairs of SSD System 3
3.2.1 Overview 3
3.2.2 Sub-Slab Depressurization System 3
3.2.3 Floor Slab Penetrations and Repairs 4
3.3 New Property Structures and Building Alterations 4
3.4 Document Retention 4

4 REPORTING 5

Attachment 1: Figures
Figure A: Property Plan
Figure B: Sub-Slab Depressurization System Layout
Attachment 2: Monitoring and Maintenance Documentation
Annual Engineering Controls Inspection Log
Maintenance and Repair Log

1 INTRODUCTION

EPS is submitting this Monitoring and Maintenance (M&M) Plan on behalf of Rheem Manufacturing Company (Rheem) for the former Rheem manufacturing facility located at 138 Roberson Mill Road in Milledgeville, Georgia ("the Property"), further described as Baldwin County Tax Parcel M52-001. The Property is fenced and is comprised of 41.13 acres. It is primarily improved with vacant manufacturing and office buildings and an asphalt-paved parking lot. A Property Plan is included as Figure A (all figures are included in the Attachment 1).

The Property was accepted into the Voluntary Remediation Program (VRP) in October 2013. A Compliance Status Report (CSR) certifying site compliance was submitted on [Insert Date] and approved by EPD on [Insert Date]. The Property is in compliance with the VRP based on an Environmental Covenant, which establishes restrictive use of the Property and requires the use of an EPD-approved M&M Plan with respect to the sub-slab depressurization (SSD) system associated with the Property. This M&M Plan describes the inspection and maintenance associated with the SSD system.

2 SUB-SLAB DEPRESSURIZATION SYSTEM

A sub-slab depressurization system, which was designed to create a zone of negative pressure beneath approximately 80,000 square feet (sqft) of the building, has been installed to minimize the potential for TCE vapors to migrate through the floor slab into the building interior. The piping layout for the system, which includes 10 lines of 3-inch diameter perforated Schedule 40 PVC pipe, each connected to a fan and totaling 1,688 linear feet, is shown on Figure B.

- Lines 1 through 5 are located inside the building immediately northeast of the release area. These lines, which include 658 linear feet of perforated piping, are connected to Fan 1-3 (Lines 1 through 3) and Fan 4-5 (Lines 4 through 5) at the exterior of the building. This portion of the system applies negative pressure beneath approximately 30,000 square feet (sqft) of the building floor slab.
- Line 6 through 8 are located in the warehouse space to the southeast of the release area and extend to the southwest. The perforated piping totals 773 linear feet and is connected to Fan-6, located in the northern end of this space, and Fan-7 and Fan-8, which are located in the alley between the warehouse and the office building. Lines 6 through 8 apply a negative pressure beneath approximately 35,000 sqft of the building footprint.
- Lines 9 and 10, connected to Fan 9 and Fan 10, respectively, are located in the office building, include a total of 257 linear feet of perforated piping, and apply a negative sub-slab pressure to approximately 15,000 sqft of the building footprint.

Each piping section extends through an exterior wall where it turns upwards to discharge approximately 15 feet above the ground surface. Each discharge point is fitted with a screen-covered tee to prevent intrusion of wildlife and precipitation. The inline fans are located on the vertical sections of each line and create a negative pressure beneath the floor slab and facilitate the exhaust of vapors to the building exterior.

The floor slab acts as a partial barrier for vapor intrusion, and it enhances the negative pressure zone by creating an airflow barrier for the sub-slab depressurization system. The floor slab within the zone of system influence (Figure B) is, therefore, considered to be a component of the sub-slab depressurization system.

3 INSPECTION AND MAINTENANCE

3.1 General Considerations

Use of the Property must not hinder the effectiveness of the sub-slab depressurization system. In order to maintain system effectiveness, the fans must be in operation while the building is occupied, and the piping and the floor slab must remain intact. If the fans shut down or are otherwise unable to maintain a negative air pressure in the piping system, air pressure beneath the floor can equilibrate to or increase above the indoor air pressure resulting in a higher potential for sub-slab vapors to migrate into the building. Penetration of the slab could create the potential for sub-slab vapors to enter the indoor air through the penetration or the potential for a loss of vacuum in the piping due to higher air flow through the penetration.

Any future changes in use of the Property that materially impact the use or operation of the SSD system or that require additional vapor assessment or mitigation in accordance with the Environmental Covenant must be approved by EPD, and this M&M Plan may be revised as appropriate for EPD's review and approval.

3.2 Inspection and Repairs of SSD System

3.2.1 Overview

Annual inspections will be performed, documented and reported to the EPD. The sub-slab depressurization system and the floor slab must be inspected by persons familiar with this M&M Plan and the specific engineering controls implemented at the Property. During the inspection, an Annual Engineering Controls Inspection Log will be completed to document the integrity of these items. Any required repairs will be documented on the Maintenance and Repair Log. Blank log forms are included in Attachment 3.

3.2.2 Sub-Slab Depressurization System

The operation of the sub-slab depressurization system shall be maintained except as appropriate for testing purposes to determine if EPD-approved termination of system operation may be appropriate. During the annual inspection, the inspector will look for damage to the exposed piping and the fans and will inspect the integrity of the building floor slab in the vicinity of the depressurization lines. Any maintenance or repairs must be completed as soon as reasonably practicable. If the system is found to be inoperable and the building is regularly occupied, the system must be repaired and restarted within 30 days of discovery. Repairs must be made in accordance with good engineering practices and must be conducted by qualified personnel.

3.2.3 Floor Slab Penetrations and Repairs

The soils beneath the building within the system zone of influence are below the Non-Residential RRSs and, therefore, do not pose a direct human contact risk. However, soil gas vapors exceeding the EPA Vapor Intrusion Screening Levels (VISLs) could potentially enter the indoor air in the event of a floor slab penetration.

The building floor slab may be penetrated in the zone of system influence for a variety of reasons including to perform work necessary to install, maintain, or repair utilities, structures, and the SSD system. All activities requiring slab penetrations within the SSD system zone of influence should be performed in a manner to prevent or minimize exposure to soil gas or indoor air concentrations exceeding the VISLs.

In the event that planned work is conducted within the system zone of influence which could potentially penetrate the floor slab, the following steps should be taken.

1. The indoor air should be monitored during floor slab penetration and during soil excavation activities.
2. If soils are excavated from beneath the floor slab, qualified personnel should determine whether the soil should be disposed of off-site in a registered landfill or used to backfill the excavation. If soils are removed from the Property, proper characterization and disposal is required.
3. Floor slab penetration should be patched with concrete once excavation activities are complete.

3.3 New Property Structures and Building Alterations

If new buildings are constructed on the Property or if significant alterations are made to the existing structures, a vapor intrusion evaluation must be conducted. This evaluation may include screening or modeling of existing data, sampling to collect new data, or vapor mitigation design and installation. The purpose of the evaluation is to minimize the vapor intrusion risk to workers on the Property.

3.4 Document Retention

Monitoring and maintenance documentation will be retained for a period of at least three years following generation of the documentation.

4 REPORTING

An Inspection and Maintenance Report must be submitted to EPD annually by December 31. The report will consist of a cover letter, the *Annual Engineering Controls Inspection Log*, and the *Maintenance and Repair Log*, which are included in Attachment 3. The letter will summarize the inspection activities, maintenance and repair work, if any, and will contain the name, mailing address, telephone number, and email address of Property point-of-contact for EPD.

ATTACHMENT 1
Figures

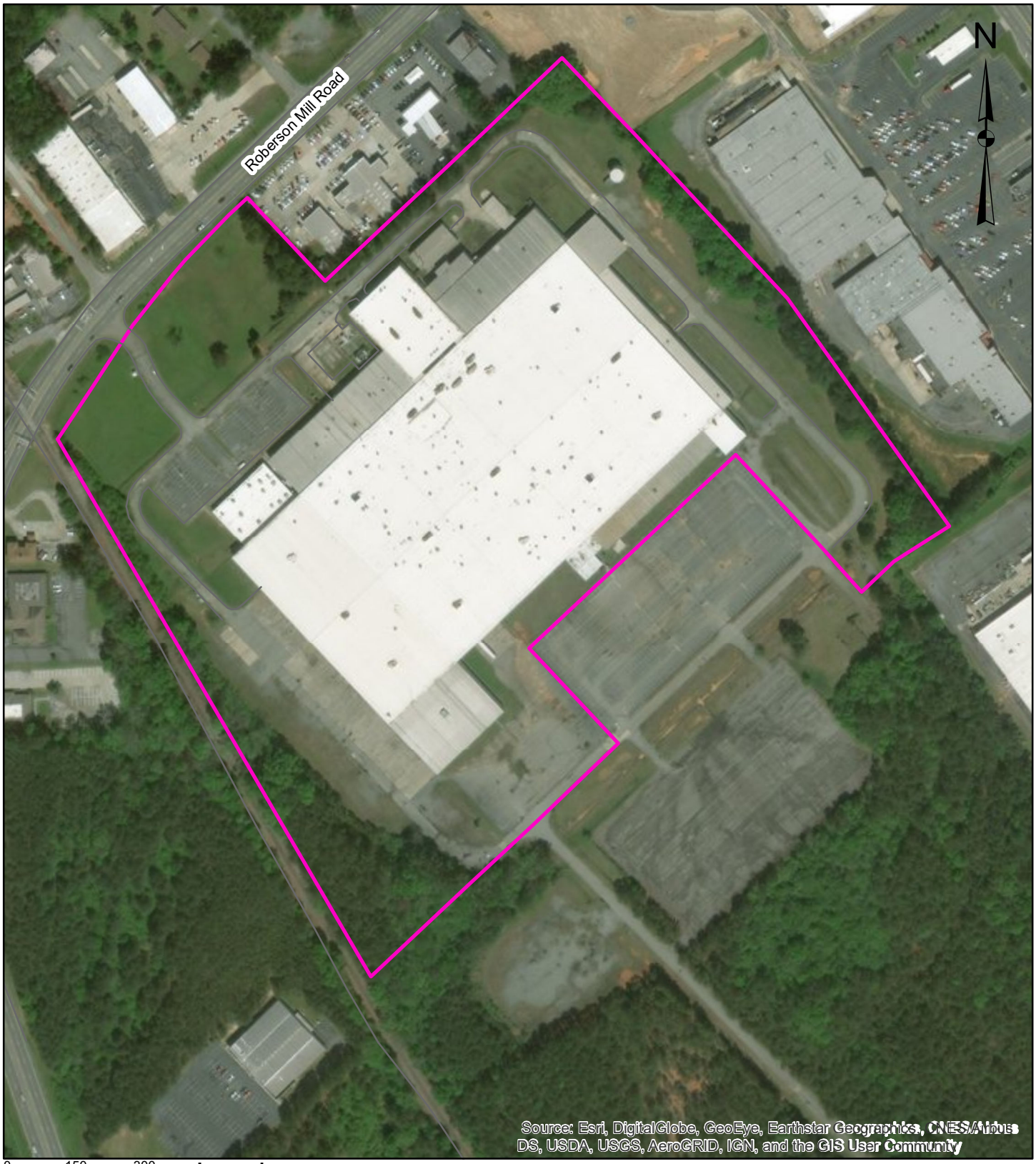

Property Plan

Rheem Manufacturing Company
138 Roberson Mill Road
Milledgeville, Georgia

Environmental Planning Specialists, Inc.

Figure No. A



0 50 100
Feet

Legend

- Access Vault
- Fan
- Closed Valve
- Sub-Slab Depressurization Lines
- Sub-Slab Depressurization System Zone of Influence

Sub-Slab Depressurization System Layout

Rheem Manufacturing Company
138 Roberson Mill Road
Milledgeville, Georgia

Environmental Planning Specialists, Inc.

Figure No. B

ATTACHMENT 2
Monitoring and Maintenance Documentation

ANNUAL ENGINEERING CONTROLS INSPECTION LOG

Rheem Manufacturing Company
138 Roberson Mill Road
Milledgeville, Georgia

Date: _____ Inspector: _____

---- This inspection must be conducted within the first quarter and submitted to the Georgia Environmental Protection Division by December 31 of each year. ----

	Component Inspected	Condition of Component	Check if Damaged
Sub-Slab Depressurization System	System Piping		☐
	System Fans		☐
	Floor Slab		☐

MAINTENANCE AND REPAIR LOG

Rheem Manufacturing Company
138 Roberson Mill Road
Milledgeville, Georgia

Date:_____ Form Completed By:_____

---- This form must be submitted to the Georgia Environmental Protection Division by December 31 of each year. ----

	Component	Repair(s) Required	Description of Repair(s)	Repair Dates	
				Initiated	Completed
Sub-Slab Depressurization System	System Piping				
	System Fans				
	Floor Slab				

APPENDIX F
Laboratory Analytical Reports

Comprehensive Groundwater Sampling

AES

ANALYTICAL ENVIRONMENTAL SERVICES, INC.

August 17, 2018

Justin Vickery
Environmental Planning Specialists, Inc.

400 Northridge Rd
Sandy Springs GA 30350

RE: Rheem

Dear Justin Vickery: Order No: 1808A75

Analytical Environmental Services, Inc. received 37 samples on 8/10/2018 1:25:00 PM
for the analyses presented in following report.

No problems were encountered during the analyses. Additionally, all results for the associated Quality Control samples were within EPA and/or AES established limits. Any discrepancies associated with the analyses contained herein will be noted and submitted in the form of a project Case Narrative.
AES's accreditations are as follows:
-NELAP/State of Florida Laboratory ID E87582 for analysis of Non-Potable Water, Solid & Chemical Materials, Air & Emissions Volatile Organics, and Drinking Water Microbiology & Metals, effective 07/01/18-06/30/19.
State of Georgia, Department of Natural Resources ID #800 for analysis of Drinking Water Metals, effective 07/01/18-06/30/19 and Total Coliforms/ E. coli, effective 04/25/17-04/24/20.
-AIHA-LAP, LLC Laboratory ID: 100671 for Industrial Hygiene samples (Organics, Metals, PCM Asbestos, Gravimetric), Environmental Lead (Paint, Soil, Dust Wipes, Air), and Environmental Microbiology (Fungal) Direct Examination, effective until 11/01/19.
These results relate only to the items tested. This report may only be reproduced in full.

If you have any questions regarding these test results, please feel free to call.

Sincerely,



Chris Pafford

Project Manager

ANALYTICAL ENVIRONMENTAL SERVICES, INC.
3080 Presidential Drive Atlanta, GA 30340-3704
Phone: (770) 457-8177 / Toll-Free: (800) 972-4889 / Fax: (770) 457-8188

CHAIN OF CUSTODY

Work Order: 1808A75

Date: 8/10/18 Page 1 of 3

COMPANY:	ADDRESS:
EPS	400 Northridge Rd Suite 400 Sandy Springs, GA 30350
PHONE: 404-315-9113	EMAIL: jvickery@envplanning.com
SAMPLED BY: Sofie Weber-Shapp	SIGNATURE: Sofie L. Weber-Shapp

#	SAMPLE ID	SAMPLED: DATE	SAMPLED: TIME	GRAB	COMPOSITE	MATRIX (see codes)	ANALYSIS REQUESTED: 8260 VOC	PRESERVATION (see codes): H+I	REMARKS	Number of Containers
1	18218-MW-13	8/6/18	14:30	X		GW		2		2
2	18218-MW-30	8/6/18	15:40	X		GW		2		2
3	18218-MW-14	8/6/18	16:00	X		GW		2		2
4	18218-MW-38S	8/6/18	17:50	X		GW		2		2
5	18218-MW-37S	8/6/18	18:30	X		GW		2		2
6	18219-MW-20	8/7/18	0920	X		GW		2		2
7	18219-MW-21	8/7/18	0910	X		GW		2		2
8	18219-MW-31	8/7/18	0930	X		GW		2		2
9	18219-MW-11	8/7/18	1045	X		GW		2		2
10	18219-MW-12A	8/7/18	1300	X		GW		2		2
11	18219-MW-41E	8/7/18	1450	X		GW		2		2
12	18219-MW-32	8/7/18	1440	X		GW		2		2
13	18219-MW-41B	8/7/18	1620	X		GW		2		2
14	18219-MW-41A	8/7/18	1630	X		GW		2		2

Visit our website www.aesatlanta.com for downloadable COCs and to log in to your AESAccess account.

RELINQUISHED BY:	DATE/TIME:	RECEIVED BY:	DATE/TIME:
1.	8/10/18 1325	Essence Moore	8/10/18 13:25
2.		2.	
3.		3.	

PROJECT INFORMATION

PROJECT NAME: Rheem

PROJECT #:

SITE ADDRESS:

SEND REPORT TO: jvickery@envplanning.com

INVOICE TO: (IF DIFFERENT FROM ABOVE)

QUOTE #: PO#:

RECEIPT

Total # of Containers

Turnaround Time (TAT) Request

- [x] Standard 5 Business Days
- [ ] 2 Business Day Rush
- [ ] Next Business Day Rush
- [ ] Same-Day Rush (auth req.)
- [ ] Other EPD

STATE PROGRAM (if any):

E-mail? ☐ Fax? ☐

DATA PACKAGE: I ○ II ○ III ○ IV ○

SPECIAL INSTRUCTIONS/COMMENTS:

SHIPMENT METHOD

OUT: / / VIA:

IN: / / VIA:

client FedEx UPS US mail courier Greyhound

other:

Submission of samples to the laboratory constitutes acceptance of AES's Terms & Conditions. Samples received after 3PM or on Saturday are considered as received the following business day. If no TAT is marked on COC, AES will proceed with standard TAT. Samples are disposed of 30 days after completion of report unless other arangements are made.

Matrix Codes: A = Air GW = Groundwater SE = Sediment SO = Soil SW = Surface Water WW = Waste Water W = Water (Blanks) DW = Drinking Water (Blanks) O = Other (specify)

Preservative Codes: H+I = Hydrochloric acid + ice I = Ice only N = Nitric acid S+I = Sulfuric acid + ice S/M+I = Sodium Bisulfate/Methanol + ice O = Other (specify) NA = None

White Copy - Original; Yellow Copy - Client

ANALYTICAL ENVIRONMENTAL SERVICES, INC.
3080 Presidential Drive Atlanta, GA 30340-3704
Phone: (770) 457-8177 / Toll-Free: (800) 972-4889 / Fax: (770) 457-8188

CHAIN OF CUSTODY

Work Order: 1808A75

Date: 8/10/18 Page 2 of 3

COMPANY:	ADDRESS:
EPS	400 Northridge Rd Suite 400 Sandy Springs, GA 30350
PHONE: 404-315-9113	EMAIL: jvickery@enuplanning.com
SAMPLED BY: Sofie Weber-Snapp	SIGNATURE: Sofie A. Weber-Snapp

#	SAMPLE ID	SAMPLED DATE	SAMPLED TIME	GRAB	COMPOSITE	MATRIX (see codes)	ANALYSIS REQUESTED: 8260 VOC	PRESERVATION (see codes): HCl+I	REMARKS	Number of Containers
1	18219-MW-39	8/7/18	1645	X		GW		2		2
2	18220-MW-42A	8/8/18	0945	X		GW		2		2
3	18220-DUP 1	8/8/18	1200	X		GW		2		2
4	18220-MW-40E	8/8/18	1025	X		GW		2		2
5	18220-MW-42B	8/8/18	1050	X		GW		2		2
6	18220-MW-40D	8/8/18	1105	X		GW		2		2
7	18220-MW-42C	8/8/18	1200	X		GW		2		2
8	18220-MW-40A	8/8/18	1540	X		GW		2		2
9	18220-MW-40B	8/8/18	1630	X		GW		2		2
10	18220-MW-18	8/8/18	1610	X		GW		2		2
11	18220-MW-19	8/8/18	1550	X		GW		2		2
12	18221-MW-10	8/9/18	0855	X		GW		2		2
13	18221-MW-15	8/9/18	0915	X		GW		2		2
14	18221-MW-16	8/9/18	1030	X		GW		2		2

Visit our website www.aesatlanta.com for downloadable COCs and to log in to your AESAccess account.

RELINQUISHED BY:	DATE/TIME:	RECEIVED BY:	DATE/TIME:
1.	8/10/18 1325	1.	8/10/18 13:25
2.		2.	
3.		3.	

SPECIAL INSTRUCTIONS/COMMENTS:

SHIPMENT METHOD
OUT: / / VIA:
IN: / / VIA:
(client) FedEx UPS US mail courier Greyhound
other:

PROJECT INFORMATION
PROJECT NAME: Rheem
PROJECT #:
SITE ADDRESS:
SEND REPORT TO: jvickery@enuplanning.com
INVOICE TO: (IF DIFFERENT FROM ABOVE)
QUOTE #: PO#:

RECEIPT
Total # of Containers:

Turnaround Time (TAT) Request
- [x] Standard 5 Business Days
- [ ] 2 Business Day Rush
- [ ] Next Business Day Rush
- [ ] Same-Day Rush (auth req.)
- [x] Other EDD

STATE PROGRAM (if any):
E-mail? [ ] Fax? [ ]
DATA PACKAGE: I ○ II ○ III ○ IV ○

Submission of samples to the laboratory constitutes acceptance of AES's Terms & Conditions. Samples received after 3PM or on Saturday are considered as received the following business day. If no TAT is marked on COC, AES will proceed with standard TAT. Samples are disposed of 30 days after completion of report unless other arangements are made.

Matrix Codes: A = Air GW = Groundwater SE = Sediment SO = Soil SW = Surface Water WW = Waste Water W = Water (Blanks) DW = Drinking Water (Blanks) O = Other (specify)

Preservative Codes: H+I = Hydrochloric acid + ice I = Ice only N = Nitric acid S+I = Sulfuric acid + ice S/M+I = Sodium Bisulfate/Methanol + ice O = Other (specify) NA = None

White Copy - Original; Yellow Copy - Client

ANALYTICAL ENVIRONMENTAL SERVICES, INC.
3080 Presidential Drive Atlanta, GA 30340-3704
Phone: (770) 457-8177 / Toll-Free: (800) 972-4889 / Fax: (770) 457-8188

CHAIN OF CUSTODY

Work Order: 1808A75

Date: 8/10/18 Page 3 of 3

COMPANY:	ADDRESS:
EPS	400 NORTHRIDGE RD SUITE 400 Sandy Springs, GA 30350
PHONE: 404-315-9113	EMAIL: jvickery@enviplanning.com
SAMPLED BY: MARIE WEBER-GOEKE	SIGNATURE: Marie A Weber-Goeke

#	SAMPLE ID	SAMPLED: DATE	SAMPLED: TIME	GRAB	COMPOSITE	MATRIX (see codes)	ANALYSIS REQUESTED: 8260 VOC	PRESERVATION (see codes): HCl+I	REMARKS	Number of Containers
1	18221-MW-29	8/9/18	1040	X		GW	2			2
2	18221-MW-22	8/9/18	1153	X		GW	2			2
3	18221-MW-23	8/9/18	1435	X		GW	2			2
4	18221-MW-24	8/9/18	1515	X		GW	2			2
5	18221-MW-53A	8/9/18	1620	X		GW	2			2
6	18221-MW-3	8/9/18	1610	X		GW	2			2
7	18222-MW-42E	8/10/18	0925	X		GW	2			2
8	18222-MW-25	8/10/18	1025	X		GW	2			2
9	18222-Trip Blank	8/10/18	1200	X		W	2			2
10										
11										
12										
13										
14										

Visit our website www.aesatlanta.com for downloadable COCs and to log in to your AESAccess account.

RELINQUISHED BY:	DATE/TIME:	RECEIVED BY:	DATE/TIME:
1.	8/10/18 1325	1. Essencemoure	8/10/18 13:25
2.		2.	
3.		3.	

SPECIAL INSTRUCTIONS/COMMENTS:

SHIPMENT METHOD
OUT: / / VIA:
IN: / / VIA:
client FedEx UPS US mail courier Greyhound
other: _____

PROJECT INFORMATION
PROJECT NAME: Rheem
PROJECT #:
SITE ADDRESS:
SEND REPORT TO: jvickery@enviplanning.com
INVOICE TO:
(IF DIFFERENT FROM ABOVE)
QUOTE #: _____ PO#: _____

RECEIPT
Total # of Containers

Turnaround Time (TAT) Request
- [x] Standard 5 Business Days
- [ ] 2 Business Day Rush
- [ ] Next Business Day Rush
- [ ] Same-Day Rush (auth req.)
- [x] Other EDD

STATE PROGRAM (if any): _____
E-mail? ☐ Fax? ☐
DATA PACKAGE: I ○ II ○ III ○ IV ○

Submission of samples to the laboratory constitutes acceptance of AES's Terms & Conditions. Samples received after 3PM or on Saturday are considered as received the following business day. If no TAT is marked on COC, AES will proceed with standard TAT. Samples are disposed of 30 days after completion of report unless other arangements are made.

Matrix Codes: A = Air GW = Groundwater SE = Sediment SO = Soil SW = Surface Water WW = Waste Water W = Water (Blanks) DW = Drinking Water (Blanks) O = Other (specify)

Preservative Codes: H+I = Hydrochloric acid + ice I = Ice only N = Nitric acid S+I = Sulfuric acid + ice S/M+I = Sodium Bisulfate/Methanol + ice O = Other (specify) NA = None

White Copy - Original; Yellow Copy - Client

Analytical Environmental Services, Inc

Date: 17-Aug-18

Client:	Environmental Planning Specialists, Inc.	**Client Sample ID:**	18218-MW-13
Project Name:	Rheem	**Collection Date:**	8/6/2018 2:30:00 PM
Lab ID:	1808A75-001	**Matrix:**	Groundwater

Analyses	Result	Reporting Limit	Qual	Units	BatchID	Dilution Factor	Date Analyzed	Analyst
TCL VOLATILE ORGANICS SW8260B				**(SW5030B)**				
1,1,1-Trichloroethane	BRL	5.0		ug/L	265548	1	08/16/2018 06:53	JB
1,1,2,2-Tetrachloroethane	BRL	5.0		ug/L	265548	1	08/16/2018 06:53	JB
1,1,2-Trichloroethane	BRL	5.0		ug/L	265548	1	08/16/2018 06:53	JB
1,1-Dichloroethane	BRL	5.0		ug/L	265548	1	08/16/2018 06:53	JB
1,1-Dichloroethene	BRL	5.0		ug/L	265548	1	08/16/2018 06:53	JB
1,2,4-Trichlorobenzene	BRL	5.0		ug/L	265548	1	08/16/2018 06:53	JB
1,2-Dibromo-3-chloropropane	BRL	5.0		ug/L	265548	1	08/16/2018 06:53	JB
1,2-Dibromoethane	BRL	5.0		ug/L	265548	1	08/16/2018 06:53	JB
1,2-Dichlorobenzene	BRL	5.0		ug/L	265548	1	08/16/2018 06:53	JB
1,2-Dichloroethane	BRL	5.0		ug/L	265548	1	08/16/2018 06:53	JB
1,2-Dichloropropane	BRL	5.0		ug/L	265548	1	08/16/2018 06:53	JB
1,3-Dichlorobenzene	BRL	5.0		ug/L	265548	1	08/16/2018 06:53	JB
1,4-Dichlorobenzene	BRL	5.0		ug/L	265548	1	08/16/2018 06:53	JB
2-Butanone	BRL	50		ug/L	265548	1	08/16/2018 06:53	JB
2-Hexanone	BRL	10		ug/L	265548	1	08/16/2018 06:53	JB
4-Methyl-2-pentanone	BRL	10		ug/L	265548	1	08/16/2018 06:53	JB
Acetone	BRL	50		ug/L	265548	1	08/16/2018 06:53	JB
Benzene	BRL	5.0		ug/L	265548	1	08/16/2018 06:53	JB
Bromodichloromethane	BRL	5.0		ug/L	265548	1	08/16/2018 06:53	JB
Bromoform	BRL	5.0		ug/L	265548	1	08/16/2018 06:53	JB
Bromomethane	BRL	5.0		ug/L	265548	1	08/16/2018 06:53	JB
Carbon disulfide	BRL	5.0		ug/L	265548	1	08/16/2018 06:53	JB
Carbon tetrachloride	BRL	5.0		ug/L	265548	1	08/16/2018 06:53	JB
Chlorobenzene	BRL	5.0		ug/L	265548	1	08/16/2018 06:53	JB
Chloroethane	BRL	10		ug/L	265548	1	08/16/2018 06:53	JB
Chloroform	BRL	5.0		ug/L	265548	1	08/16/2018 06:53	JB
Chloromethane	BRL	10		ug/L	265548	1	08/16/2018 06:53	JB
cis-1,2-Dichloroethene	BRL	5.0		ug/L	265548	1	08/16/2018 06:53	JB
cis-1,3-Dichloropropene	BRL	5.0		ug/L	265548	1	08/16/2018 06:53	JB
Cyclohexane	BRL	5.0		ug/L	265548	1	08/16/2018 06:53	JB
Dibromochloromethane	BRL	5.0		ug/L	265548	1	08/16/2018 06:53	JB
Dichlorodifluoromethane	BRL	10		ug/L	265548	1	08/16/2018 06:53	JB
Ethylbenzene	BRL	5.0		ug/L	265548	1	08/16/2018 06:53	JB
Freon-113	BRL	10		ug/L	265548	1	08/16/2018 06:53	JB
Isopropylbenzene	BRL	5.0		ug/L	265548	1	08/16/2018 06:53	JB
m,p-Xylene	BRL	5.0		ug/L	265548	1	08/16/2018 06:53	JB
Methyl acetate	BRL	5.0		ug/L	265548	1	08/16/2018 06:53	JB
Methyl tert-butyl ether	BRL	5.0		ug/L	265548	1	08/16/2018 06:53	JB
Methylcyclohexane	BRL	5.0		ug/L	265548	1	08/16/2018 06:53	JB
Methylene chloride	BRL	5.0		ug/L	265548	1	08/16/2018 06:53	JB
o-Xylene	BRL	5.0		ug/L	265548	1	08/16/2018 06:53	JB

Qualifiers:

- * Value exceeds maximum contaminant level
- BRL Below reporting limit
- H Holding times for preparation or analysis exceeded
- N Analyte not NELAC certified
- B Analyte detected in the associated method blank
- > Greater than Result value
- E Estimated (value above quantitation range)
- S Spike Recovery outside limits due to matrix
- Narr See case narrative
- NC Not confirmed
- < Less than Result value
- J Estimated value detected below Reporting Limit

Analytical Environmental Services, Inc **Date:** 17-Aug-18

Client:	Environmental Planning Specialists, Inc.	**Client Sample ID:**	18218-MW-13
Project Name:	Rheem	**Collection Date:**	8/6/2018 2:30:00 PM
Lab ID:	1808A75-001	**Matrix:**	Groundwater

Analyses	Result	Reporting Limit	Qual	Units	BatchID	Dilution Factor	Date Analyzed	Analyst
TCL VOLATILE ORGANICS SW8260B				**(SW5030B)**				
Styrene	BRL	5.0		ug/L	265548	1	08/16/2018 06:53	JB
Tetrachloroethene	BRL	5.0		ug/L	265548	1	08/16/2018 06:53	JB
Toluene	BRL	5.0		ug/L	265548	1	08/16/2018 06:53	JB
trans-1,2-Dichloroethene	BRL	5.0		ug/L	265548	1	08/16/2018 06:53	JB
trans-1,3-Dichloropropene	BRL	5.0		ug/L	265548	1	08/16/2018 06:53	JB
Trichloroethene	BRL	5.0		ug/L	265548	1	08/16/2018 06:53	JB
Trichlorofluoromethane	BRL	5.0		ug/L	265548	1	08/16/2018 06:53	JB
Vinyl chloride	BRL	2.0		ug/L	265548	1	08/16/2018 06:53	JB
Surr: 4-Bromofluorobenzene	79	68-127		%REC	265548	1	08/16/2018 06:53	JB
Surr: Dibromofluoromethane	106	84.4-122		%REC	265548	1	08/16/2018 06:53	JB
Surr: Toluene-d8	92.8	80.1-116		%REC	265548	1	08/16/2018 06:53	JB

Qualifiers:

- * Value exceeds maximum contaminant level
- BRL Below reporting limit
- H Holding times for preparation or analysis exceeded
- N Analyte not NELAC certified
- B Analyte detected in the associated method blank
- > Greater than Result value
- E Estimated (value above quantitation range)
- S Spike Recovery outside limits due to matrix
- Narr See case narrative
- NC Not confirmed
- < Less than Result value
- J Estimated value detected below Reporting Limit

Analytical Environmental Services, Inc **Date:** 17-Aug-18

Client:	Environmental Planning Specialists, Inc.	**Client Sample ID:**	18218-MW-30
Project Name:	Rheem	**Collection Date:**	8/6/2018 3:40:00 PM
Lab ID:	1808A75-002	**Matrix:**	Groundwater

Analyses	Result	Reporting Limit	Qual	Units	BatchID	Dilution Factor	Date Analyzed	Analyst
TCL VOLATILE ORGANICS SW8260B				**(SW5030B)**				
1,1,1-Trichloroethane	BRL	5.0		ug/L	265548	1	08/16/2018 07:19	JB
1,1,2,2-Tetrachloroethane	BRL	5.0		ug/L	265548	1	08/16/2018 07:19	JB
1,1,2-Trichloroethane	BRL	5.0		ug/L	265548	1	08/16/2018 07:19	JB
1,1-Dichloroethane	BRL	5.0		ug/L	265548	1	08/16/2018 07:19	JB
1,1-Dichloroethene	BRL	5.0		ug/L	265548	1	08/16/2018 07:19	JB
1,2,4-Trichlorobenzene	BRL	5.0		ug/L	265548	1	08/16/2018 07:19	JB
1,2-Dibromo-3-chloropropane	BRL	5.0		ug/L	265548	1	08/16/2018 07:19	JB
1,2-Dibromoethane	BRL	5.0		ug/L	265548	1	08/16/2018 07:19	JB
1,2-Dichlorobenzene	BRL	5.0		ug/L	265548	1	08/16/2018 07:19	JB
1,2-Dichloroethane	BRL	5.0		ug/L	265548	1	08/16/2018 07:19	JB
1,2-Dichloropropane	BRL	5.0		ug/L	265548	1	08/16/2018 07:19	JB
1,3-Dichlorobenzene	BRL	5.0		ug/L	265548	1	08/16/2018 07:19	JB
1,4-Dichlorobenzene	BRL	5.0		ug/L	265548	1	08/16/2018 07:19	JB
2-Butanone	BRL	50		ug/L	265548	1	08/16/2018 07:19	JB
2-Hexanone	BRL	10		ug/L	265548	1	08/16/2018 07:19	JB
4-Methyl-2-pentanone	BRL	10		ug/L	265548	1	08/16/2018 07:19	JB
Acetone	BRL	50		ug/L	265548	1	08/16/2018 07:19	JB
Benzene	BRL	5.0		ug/L	265548	1	08/16/2018 07:19	JB
Bromodichloromethane	BRL	5.0		ug/L	265548	1	08/16/2018 07:19	JB
Bromoform	BRL	5.0		ug/L	265548	1	08/16/2018 07:19	JB
Bromomethane	BRL	5.0		ug/L	265548	1	08/16/2018 07:19	JB
Carbon disulfide	BRL	5.0		ug/L	265548	1	08/16/2018 07:19	JB
Carbon tetrachloride	BRL	5.0		ug/L	265548	1	08/16/2018 07:19	JB
Chlorobenzene	BRL	5.0		ug/L	265548	1	08/16/2018 07:19	JB
Chloroethane	BRL	10		ug/L	265548	1	08/16/2018 07:19	JB
Chloroform	BRL	5.0		ug/L	265548	1	08/16/2018 07:19	JB
Chloromethane	BRL	10		ug/L	265548	1	08/16/2018 07:19	JB
cis-1,2-Dichloroethene	BRL	5.0		ug/L	265548	1	08/16/2018 07:19	JB
cis-1,3-Dichloropropene	BRL	5.0		ug/L	265548	1	08/16/2018 07:19	JB
Cyclohexane	BRL	5.0		ug/L	265548	1	08/16/2018 07:19	JB
Dibromochloromethane	BRL	5.0		ug/L	265548	1	08/16/2018 07:19	JB
Dichlorodifluoromethane	BRL	10		ug/L	265548	1	08/16/2018 07:19	JB
Ethylbenzene	BRL	5.0		ug/L	265548	1	08/16/2018 07:19	JB
Freon-113	BRL	10		ug/L	265548	1	08/16/2018 07:19	JB
Isopropylbenzene	BRL	5.0		ug/L	265548	1	08/16/2018 07:19	JB
m,p-Xylene	BRL	5.0		ug/L	265548	1	08/16/2018 07:19	JB
Methyl acetate	BRL	5.0		ug/L	265548	1	08/16/2018 07:19	JB
Methyl tert-butyl ether	BRL	5.0		ug/L	265548	1	08/16/2018 07:19	JB
Methylcyclohexane	BRL	5.0		ug/L	265548	1	08/16/2018 07:19	JB
Methylene chloride	BRL	5.0		ug/L	265548	1	08/16/2018 07:19	JB
o-Xylene	BRL	5.0		ug/L	265548	1	08/16/2018 07:19	JB

Qualifiers:

- * Value exceeds maximum contaminant level
- BRL Below reporting limit
- H Holding times for preparation or analysis exceeded
- N Analyte not NELAC certified
- B Analyte detected in the associated method blank
- > Greater than Result value
- E Estimated (value above quantitation range)
- S Spike Recovery outside limits due to matrix
- Narr See case narrative
- NC Not confirmed
- < Less than Result value
- J Estimated value detected below Reporting Limit

Analytical Environmental Services, Inc **Date:** 17-Aug-18

Client:	Environmental Planning Specialists, Inc.	**Client Sample ID:**	18218-MW-30
Project Name:	Rheem	**Collection Date:**	8/6/2018 3:40:00 PM
Lab ID:	1808A75-002	**Matrix:**	Groundwater

Analyses	Result	Reporting Limit	Qual	Units	BatchID	Dilution Factor	Date Analyzed	Analyst
TCL VOLATILE ORGANICS SW8260B				**(SW5030B)**				
Styrene	BRL	5.0		ug/L	265548	1	08/16/2018 07:19	JB
Tetrachloroethene	BRL	5.0		ug/L	265548	1	08/16/2018 07:19	JB
Toluene	BRL	5.0		ug/L	265548	1	08/16/2018 07:19	JB
trans-1,2-Dichloroethene	BRL	5.0		ug/L	265548	1	08/16/2018 07:19	JB
trans-1,3-Dichloropropene	BRL	5.0		ug/L	265548	1	08/16/2018 07:19	JB
Trichloroethene	BRL	5.0		ug/L	265548	1	08/16/2018 07:19	JB
Trichlorofluoromethane	BRL	5.0		ug/L	265548	1	08/16/2018 07:19	JB
Vinyl chloride	BRL	2.0		ug/L	265548	1	08/16/2018 07:19	JB
Surr: 4-Bromofluorobenzene	76.8	68-127		%REC	265548	1	08/16/2018 07:19	JB
Surr: Dibromofluoromethane	107	84.4-122		%REC	265548	1	08/16/2018 07:19	JB
Surr: Toluene-d8	92.8	80.1-116		%REC	265548	1	08/16/2018 07:19	JB

Qualifiers:

- * Value exceeds maximum contaminant level
- BRL Below reporting limit
- H Holding times for preparation or analysis exceeded
- N Analyte not NELAC certified
- B Analyte detected in the associated method blank
- > Greater than Result value
- E Estimated (value above quantitation range)
- S Spike Recovery outside limits due to matrix
- Narr See case narrative
- NC Not confirmed
- < Less than Result value
- J Estimated value detected below Reporting Limit

Analytical Environmental Services, Inc **Date:** 17-Aug-18

Client:	Environmental Planning Specialists, Inc.	**Client Sample ID:**	18218-MW-14
Project Name:	Rheem	**Collection Date:**	8/6/2018 4:00:00 PM
Lab ID:	1808A75-003	**Matrix:**	Groundwater

Analyses	Result	Reporting Limit	Qual	Units	BatchID	Dilution Factor	Date Analyzed	Analyst
TCL VOLATILE ORGANICS SW8260B				**(SW5030B)**				
1,1,1-Trichloroethane	BRL	5.0		ug/L	265548	1	08/16/2018 07:45	JB
1,1,2,2-Tetrachloroethane	BRL	5.0		ug/L	265548	1	08/16/2018 07:45	JB
1,1,2-Trichloroethane	BRL	5.0		ug/L	265548	1	08/16/2018 07:45	JB
1,1-Dichloroethane	BRL	5.0		ug/L	265548	1	08/16/2018 07:45	JB
1,1-Dichloroethene	BRL	5.0		ug/L	265548	1	08/16/2018 07:45	JB
1,2,4-Trichlorobenzene	BRL	5.0		ug/L	265548	1	08/16/2018 07:45	JB
1,2-Dibromo-3-chloropropane	BRL	5.0		ug/L	265548	1	08/16/2018 07:45	JB
1,2-Dibromoethane	BRL	5.0		ug/L	265548	1	08/16/2018 07:45	JB
1,2-Dichlorobenzene	BRL	5.0		ug/L	265548	1	08/16/2018 07:45	JB
1,2-Dichloroethane	BRL	5.0		ug/L	265548	1	08/16/2018 07:45	JB
1,2-Dichloropropane	BRL	5.0		ug/L	265548	1	08/16/2018 07:45	JB
1,3-Dichlorobenzene	BRL	5.0		ug/L	265548	1	08/16/2018 07:45	JB
1,4-Dichlorobenzene	BRL	5.0		ug/L	265548	1	08/16/2018 07:45	JB
2-Butanone	BRL	50		ug/L	265548	1	08/16/2018 07:45	JB
2-Hexanone	BRL	10		ug/L	265548	1	08/16/2018 07:45	JB
4-Methyl-2-pentanone	BRL	10		ug/L	265548	1	08/16/2018 07:45	JB
Acetone	BRL	50		ug/L	265548	1	08/16/2018 07:45	JB
Benzene	BRL	5.0		ug/L	265548	1	08/16/2018 07:45	JB
Bromodichloromethane	BRL	5.0		ug/L	265548	1	08/16/2018 07:45	JB
Bromoform	BRL	5.0		ug/L	265548	1	08/16/2018 07:45	JB
Bromomethane	BRL	5.0		ug/L	265548	1	08/16/2018 07:45	JB
Carbon disulfide	BRL	5.0		ug/L	265548	1	08/16/2018 07:45	JB
Carbon tetrachloride	BRL	5.0		ug/L	265548	1	08/16/2018 07:45	JB
Chlorobenzene	BRL	5.0		ug/L	265548	1	08/16/2018 07:45	JB
Chloroethane	BRL	10		ug/L	265548	1	08/16/2018 07:45	JB
Chloroform	BRL	5.0		ug/L	265548	1	08/16/2018 07:45	JB
Chloromethane	BRL	10		ug/L	265548	1	08/16/2018 07:45	JB
cis-1,2-Dichloroethene	BRL	5.0		ug/L	265548	1	08/16/2018 07:45	JB
cis-1,3-Dichloropropene	BRL	5.0		ug/L	265548	1	08/16/2018 07:45	JB
Cyclohexane	BRL	5.0		ug/L	265548	1	08/16/2018 07:45	JB
Dibromochloromethane	BRL	5.0		ug/L	265548	1	08/16/2018 07:45	JB
Dichlorodifluoromethane	BRL	10		ug/L	265548	1	08/16/2018 07:45	JB
Ethylbenzene	BRL	5.0		ug/L	265548	1	08/16/2018 07:45	JB
Freon-113	BRL	10		ug/L	265548	1	08/16/2018 07:45	JB
Isopropylbenzene	BRL	5.0		ug/L	265548	1	08/16/2018 07:45	JB
m,p-Xylene	BRL	5.0		ug/L	265548	1	08/16/2018 07:45	JB
Methyl acetate	BRL	5.0		ug/L	265548	1	08/16/2018 07:45	JB
Methyl tert-butyl ether	BRL	5.0		ug/L	265548	1	08/16/2018 07:45	JB
Methylcyclohexane	BRL	5.0		ug/L	265548	1	08/16/2018 07:45	JB
Methylene chloride	BRL	5.0		ug/L	265548	1	08/16/2018 07:45	JB
o-Xylene	BRL	5.0		ug/L	265548	1	08/16/2018 07:45	JB

Qualifiers:

- * Value exceeds maximum contaminant level
- BRL Below reporting limit
- H Holding times for preparation or analysis exceeded
- N Analyte not NELAC certified
- B Analyte detected in the associated method blank
- > Greater than Result value
- E Estimated (value above quantitation range)
- S Spike Recovery outside limits due to matrix
- Narr See case narrative
- NC Not confirmed
- < Less than Result value
- J Estimated value detected below Reporting Limit

Analytical Environmental Services, Inc **Date:** 17-Aug-18

Client:	Environmental Planning Specialists, Inc.	**Client Sample ID:**	18218-MW-14
Project Name:	Rheem	**Collection Date:**	8/6/2018 4:00:00 PM
Lab ID:	1808A75-003	**Matrix:**	Groundwater

Analyses	Result	Reporting Limit	Qual	Units	BatchID	Dilution Factor	Date Analyzed	Analyst
TCL VOLATILE ORGANICS SW8260B				**(SW5030B)**				
Styrene	BRL	5.0		ug/L	265548	1	08/16/2018 07:45	JB
Tetrachloroethene	BRL	5.0		ug/L	265548	1	08/16/2018 07:45	JB
Toluene	BRL	5.0		ug/L	265548	1	08/16/2018 07:45	JB
trans-1,2-Dichloroethene	BRL	5.0		ug/L	265548	1	08/16/2018 07:45	JB
trans-1,3-Dichloropropene	BRL	5.0		ug/L	265548	1	08/16/2018 07:45	JB
Trichloroethene	BRL	5.0		ug/L	265548	1	08/16/2018 07:45	JB
Trichlorofluoromethane	BRL	5.0		ug/L	265548	1	08/16/2018 07:45	JB
Vinyl chloride	BRL	2.0		ug/L	265548	1	08/16/2018 07:45	JB
Surr: 4-Bromofluorobenzene	79.6	68-127		%REC	265548	1	08/16/2018 07:45	JB
Surr: Dibromofluoromethane	109	84.4-122		%REC	265548	1	08/16/2018 07:45	JB
Surr: Toluene-d8	93.2	80.1-116		%REC	265548	1	08/16/2018 07:45	JB

Qualifiers:

*	Value exceeds maximum contaminant level	E	Estimated (value above quantitation range)
BRL	Below reporting limit	S	Spike Recovery outside limits due to matrix
H	Holding times for preparation or analysis exceeded	Narr	See case narrative
N	Analyte not NELAC certified	NC	Not confirmed
B	Analyte detected in the associated method blank	<	Less than Result value
>	Greater than Result value	J	Estimated value detected below Reporting Limit

Analytical Environmental Services, Inc **Date:** 17-Aug-18

Client:	Environmental Planning Specialists, Inc.	**Client Sample ID:**	18218-MW-38S
Project Name:	Rheem	**Collection Date:**	8/6/2018 5:50:00 PM
Lab ID:	1808A75-004	**Matrix:**	Groundwater

Analyses	Result	Reporting Limit	Qual	Units	BatchID	Dilution Factor	Date Analyzed	Analyst
TCL VOLATILE ORGANICS SW8260B				**(SW5030B)**				
1,1,1-Trichloroethane	BRL	5.0		ug/L	265548	1	08/15/2018 00:21	JB
1,1,2,2-Tetrachloroethane	BRL	5.0		ug/L	265548	1	08/15/2018 00:21	JB
1,1,2-Trichloroethane	BRL	5.0		ug/L	265548	1	08/15/2018 00:21	JB
1,1-Dichloroethane	BRL	5.0		ug/L	265548	1	08/15/2018 00:21	JB
1,1-Dichloroethene	BRL	5.0		ug/L	265548	1	08/15/2018 00:21	JB
1,2,4-Trichlorobenzene	BRL	5.0		ug/L	265548	1	08/15/2018 00:21	JB
1,2-Dibromo-3-chloropropane	BRL	5.0		ug/L	265548	1	08/15/2018 00:21	JB
1,2-Dibromoethane	BRL	5.0		ug/L	265548	1	08/15/2018 00:21	JB
1,2-Dichlorobenzene	BRL	5.0		ug/L	265548	1	08/15/2018 00:21	JB
1,2-Dichloroethane	BRL	5.0		ug/L	265548	1	08/15/2018 00:21	JB
1,2-Dichloropropane	BRL	5.0		ug/L	265548	1	08/15/2018 00:21	JB
1,3-Dichlorobenzene	BRL	5.0		ug/L	265548	1	08/15/2018 00:21	JB
1,4-Dichlorobenzene	BRL	5.0		ug/L	265548	1	08/15/2018 00:21	JB
2-Butanone	BRL	50		ug/L	265548	1	08/15/2018 00:21	JB
2-Hexanone	BRL	10		ug/L	265548	1	08/15/2018 00:21	JB
4-Methyl-2-pentanone	BRL	10		ug/L	265548	1	08/15/2018 00:21	JB
Acetone	BRL	50		ug/L	265548	1	08/15/2018 00:21	JB
Benzene	BRL	5.0		ug/L	265548	1	08/15/2018 00:21	JB
Bromodichloromethane	BRL	5.0		ug/L	265548	1	08/15/2018 00:21	JB
Bromoform	BRL	5.0		ug/L	265548	1	08/15/2018 00:21	JB
Bromomethane	BRL	5.0		ug/L	265548	1	08/15/2018 00:21	JB
Carbon disulfide	BRL	5.0		ug/L	265548	1	08/15/2018 00:21	JB
Carbon tetrachloride	BRL	5.0		ug/L	265548	1	08/15/2018 00:21	JB
Chlorobenzene	BRL	5.0		ug/L	265548	1	08/15/2018 00:21	JB
Chloroethane	BRL	10		ug/L	265548	1	08/15/2018 00:21	JB
Chloroform	BRL	5.0		ug/L	265548	1	08/15/2018 00:21	JB
Chloromethane	BRL	10		ug/L	265548	1	08/15/2018 00:21	JB
cis-1,2-Dichloroethene	BRL	5.0		ug/L	265548	1	08/15/2018 00:21	JB
cis-1,3-Dichloropropene	BRL	5.0		ug/L	265548	1	08/15/2018 00:21	JB
Cyclohexane	BRL	5.0		ug/L	265548	1	08/15/2018 00:21	JB
Dibromochloromethane	BRL	5.0		ug/L	265548	1	08/15/2018 00:21	JB
Dichlorodifluoromethane	BRL	10		ug/L	265548	1	08/15/2018 00:21	JB
Ethylbenzene	BRL	5.0		ug/L	265548	1	08/15/2018 00:21	JB
Freon-113	BRL	10		ug/L	265548	1	08/15/2018 00:21	JB
Isopropylbenzene	BRL	5.0		ug/L	265548	1	08/15/2018 00:21	JB
m,p-Xylene	BRL	5.0		ug/L	265548	1	08/15/2018 00:21	JB
Methyl acetate	BRL	5.0		ug/L	265548	1	08/15/2018 00:21	JB
Methyl tert-butyl ether	BRL	5.0		ug/L	265548	1	08/15/2018 00:21	JB
Methylcyclohexane	BRL	5.0		ug/L	265548	1	08/15/2018 00:21	JB
Methylene chloride	BRL	5.0		ug/L	265548	1	08/15/2018 00:21	JB
o-Xylene	BRL	5.0		ug/L	265548	1	08/15/2018 00:21	JB

Qualifiers:

- * Value exceeds maximum contaminant level
- BRL Below reporting limit
- H Holding times for preparation or analysis exceeded
- N Analyte not NELAC certified
- B Analyte detected in the associated method blank
- > Greater than Result value
- E Estimated (value above quantitation range)
- S Spike Recovery outside limits due to matrix
- Narr See case narrative
- NC Not confirmed
- < Less than Result value
- J Estimated value detected below Reporting Limit

Analytical Environmental Services, Inc **Date:** 17-Aug-18

Client:	Environmental Planning Specialists, Inc.	**Client Sample ID:**	18218-MW-38S
Project Name:	Rheem	**Collection Date:**	8/6/2018 5:50:00 PM
Lab ID:	1808A75-004	**Matrix:**	Groundwater

Analyses	Result	Reporting Limit	Qual	Units	BatchID	Dilution Factor	Date Analyzed	Analyst
TCL VOLATILE ORGANICS SW8260B				**(SW5030B)**				
Styrene	BRL	5.0		ug/L	265548	1	08/15/2018 00:21	JB
Tetrachloroethene	BRL	5.0		ug/L	265548	1	08/15/2018 00:21	JB
Toluene	BRL	5.0		ug/L	265548	1	08/15/2018 00:21	JB
trans-1,2-Dichloroethene	BRL	5.0		ug/L	265548	1	08/15/2018 00:21	JB
trans-1,3-Dichloropropene	BRL	5.0		ug/L	265548	1	08/15/2018 00:21	JB
Trichloroethene	BRL	5.0		ug/L	265548	1	08/15/2018 00:21	JB
Trichlorofluoromethane	BRL	5.0		ug/L	265548	1	08/15/2018 00:21	JB
Vinyl chloride	BRL	2.0		ug/L	265548	1	08/15/2018 00:21	JB
Surr: 4-Bromofluorobenzene	78.8	68-127		%REC	265548	1	08/15/2018 00:21	JB
Surr: Dibromofluoromethane	106	84.4-122		%REC	265548	1	08/15/2018 00:21	JB
Surr: Toluene-d8	91.8	80.1-116		%REC	265548	1	08/15/2018 00:21	JB

Qualifiers:

*	Value exceeds maximum contaminant level	E	Estimated (value above quantitation range)
BRL	Below reporting limit	S	Spike Recovery outside limits due to matrix
H	Holding times for preparation or analysis exceeded	Narr	See case narrative
N	Analyte not NELAC certified	NC	Not confirmed
B	Analyte detected in the associated method blank	<	Less than Result value
>	Greater than Result value	J	Estimated value detected below Reporting Limit

Analytical Environmental Services, Inc **Date:** 17-Aug-18

Client:	Environmental Planning Specialists, Inc.	**Client Sample ID:**	18218-MW-37S
Project Name:	Rheem	**Collection Date:**	8/6/2018 6:30:00 PM
Lab ID:	1808A75-005	**Matrix:**	Groundwater

Analyses	Result	Reporting Limit	Qual	Units	BatchID	Dilution Factor	Date Analyzed	Analyst
TCL VOLATILE ORGANICS SW8260B				**(SW5030B)**				
1,1,1-Trichloroethane	BRL	5.0		ug/L	265548	1	08/15/2018 00:47	JB
1,1,2,2-Tetrachloroethane	BRL	5.0		ug/L	265548	1	08/15/2018 00:47	JB
1,1,2-Trichloroethane	BRL	5.0		ug/L	265548	1	08/15/2018 00:47	JB
1,1-Dichloroethane	BRL	5.0		ug/L	265548	1	08/15/2018 00:47	JB
1,1-Dichloroethene	BRL	5.0		ug/L	265548	1	08/15/2018 00:47	JB
1,2,4-Trichlorobenzene	BRL	5.0		ug/L	265548	1	08/15/2018 00:47	JB
1,2-Dibromo-3-chloropropane	BRL	5.0		ug/L	265548	1	08/15/2018 00:47	JB
1,2-Dibromoethane	BRL	5.0		ug/L	265548	1	08/15/2018 00:47	JB
1,2-Dichlorobenzene	BRL	5.0		ug/L	265548	1	08/15/2018 00:47	JB
1,2-Dichloroethane	BRL	5.0		ug/L	265548	1	08/15/2018 00:47	JB
1,2-Dichloropropane	BRL	5.0		ug/L	265548	1	08/15/2018 00:47	JB
1,3-Dichlorobenzene	BRL	5.0		ug/L	265548	1	08/15/2018 00:47	JB
1,4-Dichlorobenzene	BRL	5.0		ug/L	265548	1	08/15/2018 00:47	JB
2-Butanone	BRL	50		ug/L	265548	1	08/15/2018 00:47	JB
2-Hexanone	BRL	10		ug/L	265548	1	08/15/2018 00:47	JB
4-Methyl-2-pentanone	BRL	10		ug/L	265548	1	08/15/2018 00:47	JB
Acetone	BRL	50		ug/L	265548	1	08/15/2018 00:47	JB
Benzene	BRL	5.0		ug/L	265548	1	08/15/2018 00:47	JB
Bromodichloromethane	BRL	5.0		ug/L	265548	1	08/15/2018 00:47	JB
Bromoform	BRL	5.0		ug/L	265548	1	08/15/2018 00:47	JB
Bromomethane	BRL	5.0		ug/L	265548	1	08/15/2018 00:47	JB
Carbon disulfide	BRL	5.0		ug/L	265548	1	08/15/2018 00:47	JB
Carbon tetrachloride	BRL	5.0		ug/L	265548	1	08/15/2018 00:47	JB
Chlorobenzene	BRL	5.0		ug/L	265548	1	08/15/2018 00:47	JB
Chloroethane	BRL	10		ug/L	265548	1	08/15/2018 00:47	JB
Chloroform	BRL	5.0		ug/L	265548	1	08/15/2018 00:47	JB
Chloromethane	BRL	10		ug/L	265548	1	08/15/2018 00:47	JB
cis-1,2-Dichloroethene	BRL	5.0		ug/L	265548	1	08/15/2018 00:47	JB
cis-1,3-Dichloropropene	BRL	5.0		ug/L	265548	1	08/15/2018 00:47	JB
Cyclohexane	BRL	5.0		ug/L	265548	1	08/15/2018 00:47	JB
Dibromochloromethane	BRL	5.0		ug/L	265548	1	08/15/2018 00:47	JB
Dichlorodifluoromethane	BRL	10		ug/L	265548	1	08/15/2018 00:47	JB
Ethylbenzene	BRL	5.0		ug/L	265548	1	08/15/2018 00:47	JB
Freon-113	BRL	10		ug/L	265548	1	08/15/2018 00:47	JB
Isopropylbenzene	BRL	5.0		ug/L	265548	1	08/15/2018 00:47	JB
m,p-Xylene	BRL	5.0		ug/L	265548	1	08/15/2018 00:47	JB
Methyl acetate	BRL	5.0		ug/L	265548	1	08/15/2018 00:47	JB
Methyl tert-butyl ether	BRL	5.0		ug/L	265548	1	08/15/2018 00:47	JB
Methylcyclohexane	BRL	5.0		ug/L	265548	1	08/15/2018 00:47	JB
Methylene chloride	BRL	5.0		ug/L	265548	1	08/15/2018 00:47	JB
o-Xylene	BRL	5.0		ug/L	265548	1	08/15/2018 00:47	JB

Qualifiers:

- * Value exceeds maximum contaminant level
- BRL Below reporting limit
- H Holding times for preparation or analysis exceeded
- N Analyte not NELAC certified
- B Analyte detected in the associated method blank
- > Greater than Result value
- E Estimated (value above quantitation range)
- S Spike Recovery outside limits due to matrix
- Narr See case narrative
- NC Not confirmed
- < Less than Result value
- J Estimated value detected below Reporting Limit

Analytical Environmental Services, Inc **Date:** 17-Aug-18

Client:	Environmental Planning Specialists, Inc.	**Client Sample ID:**	18218-MW-37S
Project Name:	Rheem	**Collection Date:**	8/6/2018 6:30:00 PM
Lab ID:	1808A75-005	**Matrix:**	Groundwater

Analyses	Result	Reporting Limit	Qual	Units	BatchID	Dilution Factor	Date Analyzed	Analyst
TCL VOLATILE ORGANICS SW8260B				**(SW5030B)**				
Styrene	BRL	5.0		ug/L	265548	1	08/15/2018 00:47	JB
Tetrachloroethene	BRL	5.0		ug/L	265548	1	08/15/2018 00:47	JB
Toluene	BRL	5.0		ug/L	265548	1	08/15/2018 00:47	JB
trans-1,2-Dichloroethene	BRL	5.0		ug/L	265548	1	08/15/2018 00:47	JB
trans-1,3-Dichloropropene	BRL	5.0		ug/L	265548	1	08/15/2018 00:47	JB
Trichloroethene	BRL	5.0		ug/L	265548	1	08/15/2018 00:47	JB
Trichlorofluoromethane	BRL	5.0		ug/L	265548	1	08/15/2018 00:47	JB
Vinyl chloride	BRL	2.0		ug/L	265548	1	08/15/2018 00:47	JB
Surr: 4-Bromofluorobenzene	78.5	68-127		%REC	265548	1	08/15/2018 00:47	JB
Surr: Dibromofluoromethane	111	84.4-122		%REC	265548	1	08/15/2018 00:47	JB
Surr: Toluene-d8	92.6	80.1-116		%REC	265548	1	08/15/2018 00:47	JB

Qualifiers:

- * Value exceeds maximum contaminant level
- BRL Below reporting limit
- H Holding times for preparation or analysis exceeded
- N Analyte not NELAC certified
- B Analyte detected in the associated method blank
- > Greater than Result value
- E Estimated (value above quantitation range)
- S Spike Recovery outside limits due to matrix
- Narr See case narrative
- NC Not confirmed
- < Less than Result value
- J Estimated value detected below Reporting Limit

Analytical Environmental Services, Inc **Date:** 17-Aug-18

Client:	Environmental Planning Specialists, Inc.	**Client Sample ID:**	18219-MW-20
Project Name:	Rheem	**Collection Date:**	8/7/2018 9:20:00 AM
Lab ID:	1808A75-006	**Matrix:**	Groundwater

Analyses	Result	Reporting Limit	Qual	Units	BatchID	Dilution Factor	Date Analyzed	Analyst
TCL VOLATILE ORGANICS SW8260B				**(SW5030B)**				
1,1,1-Trichloroethane	BRL	5.0		ug/L	265548	1	08/16/2018 08:37	JB
1,1,2,2-Tetrachloroethane	BRL	5.0		ug/L	265548	1	08/16/2018 08:37	JB
1,1,2-Trichloroethane	BRL	5.0		ug/L	265548	1	08/16/2018 08:37	JB
1,1-Dichloroethane	BRL	5.0		ug/L	265548	1	08/16/2018 08:37	JB
1,1-Dichloroethene	BRL	5.0		ug/L	265548	1	08/16/2018 08:37	JB
1,2,4-Trichlorobenzene	BRL	5.0		ug/L	265548	1	08/16/2018 08:37	JB
1,2-Dibromo-3-chloropropane	BRL	5.0		ug/L	265548	1	08/16/2018 08:37	JB
1,2-Dibromoethane	BRL	5.0		ug/L	265548	1	08/16/2018 08:37	JB
1,2-Dichlorobenzene	BRL	5.0		ug/L	265548	1	08/16/2018 08:37	JB
1,2-Dichloroethane	BRL	5.0		ug/L	265548	1	08/16/2018 08:37	JB
1,2-Dichloropropane	BRL	5.0		ug/L	265548	1	08/16/2018 08:37	JB
1,3-Dichlorobenzene	BRL	5.0		ug/L	265548	1	08/16/2018 08:37	JB
1,4-Dichlorobenzene	BRL	5.0		ug/L	265548	1	08/16/2018 08:37	JB
2-Butanone	BRL	50		ug/L	265548	1	08/16/2018 08:37	JB
2-Hexanone	BRL	10		ug/L	265548	1	08/16/2018 08:37	JB
4-Methyl-2-pentanone	BRL	10		ug/L	265548	1	08/16/2018 08:37	JB
Acetone	BRL	50		ug/L	265548	1	08/16/2018 08:37	JB
Benzene	BRL	5.0		ug/L	265548	1	08/16/2018 08:37	JB
Bromodichloromethane	BRL	5.0		ug/L	265548	1	08/16/2018 08:37	JB
Bromoform	BRL	5.0		ug/L	265548	1	08/16/2018 08:37	JB
Bromomethane	BRL	5.0		ug/L	265548	1	08/16/2018 08:37	JB
Carbon disulfide	BRL	5.0		ug/L	265548	1	08/16/2018 08:37	JB
Carbon tetrachloride	BRL	5.0		ug/L	265548	1	08/16/2018 08:37	JB
Chlorobenzene	BRL	5.0		ug/L	265548	1	08/16/2018 08:37	JB
Chloroethane	BRL	10		ug/L	265548	1	08/16/2018 08:37	JB
Chloroform	BRL	5.0		ug/L	265548	1	08/16/2018 08:37	JB
Chloromethane	BRL	10		ug/L	265548	1	08/16/2018 08:37	JB
cis-1,2-Dichloroethene	BRL	5.0		ug/L	265548	1	08/16/2018 08:37	JB
cis-1,3-Dichloropropene	BRL	5.0		ug/L	265548	1	08/16/2018 08:37	JB
Cyclohexane	BRL	5.0		ug/L	265548	1	08/16/2018 08:37	JB
Dibromochloromethane	BRL	5.0		ug/L	265548	1	08/16/2018 08:37	JB
Dichlorodifluoromethane	BRL	10		ug/L	265548	1	08/16/2018 08:37	JB
Ethylbenzene	BRL	5.0		ug/L	265548	1	08/16/2018 08:37	JB
Freon-113	BRL	10		ug/L	265548	1	08/16/2018 08:37	JB
Isopropylbenzene	BRL	5.0		ug/L	265548	1	08/16/2018 08:37	JB
m,p-Xylene	BRL	5.0		ug/L	265548	1	08/16/2018 08:37	JB
Methyl acetate	BRL	5.0		ug/L	265548	1	08/16/2018 08:37	JB
Methyl tert-butyl ether	BRL	5.0		ug/L	265548	1	08/16/2018 08:37	JB
Methylcyclohexane	BRL	5.0		ug/L	265548	1	08/16/2018 08:37	JB
Methylene chloride	BRL	5.0		ug/L	265548	1	08/16/2018 08:37	JB
o-Xylene	BRL	5.0		ug/L	265548	1	08/16/2018 08:37	JB

Qualifiers:

- * Value exceeds maximum contaminant level
- BRL Below reporting limit
- H Holding times for preparation or analysis exceeded
- N Analyte not NELAC certified
- B Analyte detected in the associated method blank
- > Greater than Result value
- E Estimated (value above quantitation range)
- S Spike Recovery outside limits due to matrix
- Narr See case narrative
- NC Not confirmed
- < Less than Result value
- J Estimated value detected below Reporting Limit

Analytical Environmental Services, Inc **Date:** 17-Aug-18

Client:	Environmental Planning Specialists, Inc.	**Client Sample ID:**	18219-MW-20
Project Name:	Rheem	**Collection Date:**	8/7/2018 9:20:00 AM
Lab ID:	1808A75-006	**Matrix:**	Groundwater

Analyses	Result	Reporting Limit	Qual	Units	BatchID	Dilution Factor	Date Analyzed	Analyst
TCL VOLATILE ORGANICS SW8260B				**(SW5030B)**				
Styrene	BRL	5.0		ug/L	265548	1	08/16/2018 08:37	JB
Tetrachloroethene	BRL	5.0		ug/L	265548	1	08/16/2018 08:37	JB
Toluene	BRL	5.0		ug/L	265548	1	08/16/2018 08:37	JB
trans-1,2-Dichloroethene	BRL	5.0		ug/L	265548	1	08/16/2018 08:37	JB
trans-1,3-Dichloropropene	BRL	5.0		ug/L	265548	1	08/16/2018 08:37	JB
Trichloroethene	BRL	5.0		ug/L	265548	1	08/16/2018 08:37	JB
Trichlorofluoromethane	BRL	5.0		ug/L	265548	1	08/16/2018 08:37	JB
Vinyl chloride	BRL	2.0		ug/L	265548	1	08/16/2018 08:37	JB
Surr: 4-Bromofluorobenzene	79	68-127		%REC	265548	1	08/16/2018 08:37	JB
Surr: Dibromofluoromethane	105	84.4-122		%REC	265548	1	08/16/2018 08:37	JB
Surr: Toluene-d8	93.8	80.1-116		%REC	265548	1	08/16/2018 08:37	JB

Qualifiers:

- * Value exceeds maximum contaminant level
- BRL Below reporting limit
- H Holding times for preparation or analysis exceeded
- N Analyte not NELAC certified
- B Analyte detected in the associated method blank
- > Greater than Result value
- E Estimated (value above quantitation range)
- S Spike Recovery outside limits due to matrix
- Narr See case narrative
- NC Not confirmed
- < Less than Result value
- J Estimated value detected below Reporting Limit

Analytical Environmental Services, Inc **Date:** 17-Aug-18

Client:	Environmental Planning Specialists, Inc.	**Client Sample ID:**	18219-MW-21
Project Name:	Rheem	**Collection Date:**	8/7/2018 9:10:00 AM
Lab ID:	1808A75-007	**Matrix:**	Groundwater

Analyses	Result	Reporting Limit	Qual	Units	BatchID	Dilution Factor	Date Analyzed	Analyst
TCL VOLATILE ORGANICS SW8260B				**(SW5030B)**				
1,1,1-Trichloroethane	BRL	5.0		ug/L	265548	1	08/16/2018 09:03	JB
1,1,2,2-Tetrachloroethane	BRL	5.0		ug/L	265548	1	08/16/2018 09:03	JB
1,1,2-Trichloroethane	BRL	5.0		ug/L	265548	1	08/16/2018 09:03	JB
1,1-Dichloroethane	BRL	5.0		ug/L	265548	1	08/16/2018 09:03	JB
1,1-Dichloroethene	BRL	5.0		ug/L	265548	1	08/16/2018 09:03	JB
1,2,4-Trichlorobenzene	BRL	5.0		ug/L	265548	1	08/16/2018 09:03	JB
1,2-Dibromo-3-chloropropane	BRL	5.0		ug/L	265548	1	08/16/2018 09:03	JB
1,2-Dibromoethane	BRL	5.0		ug/L	265548	1	08/16/2018 09:03	JB
1,2-Dichlorobenzene	BRL	5.0		ug/L	265548	1	08/16/2018 09:03	JB
1,2-Dichloroethane	BRL	5.0		ug/L	265548	1	08/16/2018 09:03	JB
1,2-Dichloropropane	BRL	5.0		ug/L	265548	1	08/16/2018 09:03	JB
1,3-Dichlorobenzene	BRL	5.0		ug/L	265548	1	08/16/2018 09:03	JB
1,4-Dichlorobenzene	BRL	5.0		ug/L	265548	1	08/16/2018 09:03	JB
2-Butanone	BRL	50		ug/L	265548	1	08/16/2018 09:03	JB
2-Hexanone	BRL	10		ug/L	265548	1	08/16/2018 09:03	JB
4-Methyl-2-pentanone	BRL	10		ug/L	265548	1	08/16/2018 09:03	JB
Acetone	BRL	50		ug/L	265548	1	08/16/2018 09:03	JB
Benzene	BRL	5.0		ug/L	265548	1	08/16/2018 09:03	JB
Bromodichloromethane	BRL	5.0		ug/L	265548	1	08/16/2018 09:03	JB
Bromoform	BRL	5.0		ug/L	265548	1	08/16/2018 09:03	JB
Bromomethane	BRL	5.0		ug/L	265548	1	08/16/2018 09:03	JB
Carbon disulfide	BRL	5.0		ug/L	265548	1	08/16/2018 09:03	JB
Carbon tetrachloride	BRL	5.0		ug/L	265548	1	08/16/2018 09:03	JB
Chlorobenzene	BRL	5.0		ug/L	265548	1	08/16/2018 09:03	JB
Chloroethane	BRL	10		ug/L	265548	1	08/16/2018 09:03	JB
Chloroform	BRL	5.0		ug/L	265548	1	08/16/2018 09:03	JB
Chloromethane	BRL	10		ug/L	265548	1	08/16/2018 09:03	JB
cis-1,2-Dichloroethene	BRL	5.0		ug/L	265548	1	08/16/2018 09:03	JB
cis-1,3-Dichloropropene	BRL	5.0		ug/L	265548	1	08/16/2018 09:03	JB
Cyclohexane	BRL	5.0		ug/L	265548	1	08/16/2018 09:03	JB
Dibromochloromethane	BRL	5.0		ug/L	265548	1	08/16/2018 09:03	JB
Dichlorodifluoromethane	BRL	10		ug/L	265548	1	08/16/2018 09:03	JB
Ethylbenzene	BRL	5.0		ug/L	265548	1	08/16/2018 09:03	JB
Freon-113	BRL	10		ug/L	265548	1	08/16/2018 09:03	JB
Isopropylbenzene	BRL	5.0		ug/L	265548	1	08/16/2018 09:03	JB
m,p-Xylene	BRL	5.0		ug/L	265548	1	08/16/2018 09:03	JB
Methyl acetate	BRL	5.0		ug/L	265548	1	08/16/2018 09:03	JB
Methyl tert-butyl ether	BRL	5.0		ug/L	265548	1	08/16/2018 09:03	JB
Methylcyclohexane	BRL	5.0		ug/L	265548	1	08/16/2018 09:03	JB
Methylene chloride	BRL	5.0		ug/L	265548	1	08/16/2018 09:03	JB
o-Xylene	BRL	5.0		ug/L	265548	1	08/16/2018 09:03	JB

Qualifiers:

- * Value exceeds maximum contaminant level
- BRL Below reporting limit
- H Holding times for preparation or analysis exceeded
- N Analyte not NELAC certified
- B Analyte detected in the associated method blank
- > Greater than Result value
- E Estimated (value above quantitation range)
- S Spike Recovery outside limits due to matrix
- Narr See case narrative
- NC Not confirmed
- < Less than Result value
- J Estimated value detected below Reporting Limit

Analytical Environmental Services, Inc **Date:** 17-Aug-18

Client:	Environmental Planning Specialists, Inc.	**Client Sample ID:**	18219-MW-21
Project Name:	Rheem	**Collection Date:**	8/7/2018 9:10:00 AM
Lab ID:	1808A75-007	**Matrix:**	Groundwater

Analyses	Result	Reporting Limit	Qual	Units	BatchID	Dilution Factor	Date Analyzed	Analyst
TCL VOLATILE ORGANICS SW8260B				**(SW5030B)**				
Styrene	BRL	5.0		ug/L	265548	1	08/16/2018 09:03	JB
Tetrachloroethene	BRL	5.0		ug/L	265548	1	08/16/2018 09:03	JB
Toluene	BRL	5.0		ug/L	265548	1	08/16/2018 09:03	JB
trans-1,2-Dichloroethene	BRL	5.0		ug/L	265548	1	08/16/2018 09:03	JB
trans-1,3-Dichloropropene	BRL	5.0		ug/L	265548	1	08/16/2018 09:03	JB
Trichloroethene	BRL	5.0		ug/L	265548	1	08/16/2018 09:03	JB
Trichlorofluoromethane	BRL	5.0		ug/L	265548	1	08/16/2018 09:03	JB
Vinyl chloride	BRL	2.0		ug/L	265548	1	08/16/2018 09:03	JB
Surr: 4-Bromofluorobenzene	78.9	68-127		%REC	265548	1	08/16/2018 09:03	JB
Surr: Dibromofluoromethane	107	84.4-122		%REC	265548	1	08/16/2018 09:03	JB
Surr: Toluene-d8	91.4	80.1-116		%REC	265548	1	08/16/2018 09:03	JB

Qualifiers:

- * Value exceeds maximum contaminant level
- BRL Below reporting limit
- H Holding times for preparation or analysis exceeded
- N Analyte not NELAC certified
- B Analyte detected in the associated method blank
- > Greater than Result value
- E Estimated (value above quantitation range)
- S Spike Recovery outside limits due to matrix
- Narr See case narrative
- NC Not confirmed
- < Less than Result value
- J Estimated value detected below Reporting Limit

Analytical Environmental Services, Inc **Date:** 17-Aug-18

Client:	Environmental Planning Specialists, Inc.	**Client Sample ID:**	18219-MW-31
Project Name:	Rheem	**Collection Date:**	8/7/2018 9:30:00 AM
Lab ID:	1808A75-008	**Matrix:**	Groundwater

Analyses	Result	Reporting Limit	Qual	Units	BatchID	Dilution Factor	Date Analyzed	Analyst
TCL VOLATILE ORGANICS SW8260B				**(SW5030B)**				
1,1,1-Trichloroethane	BRL	5.0		ug/L	265548	1	08/16/2018 09:29	JB
1,1,2,2-Tetrachloroethane	BRL	5.0		ug/L	265548	1	08/16/2018 09:29	JB
1,1,2-Trichloroethane	BRL	5.0		ug/L	265548	1	08/16/2018 09:29	JB
1,1-Dichloroethane	BRL	5.0		ug/L	265548	1	08/16/2018 09:29	JB
1,1-Dichloroethene	BRL	5.0		ug/L	265548	1	08/16/2018 09:29	JB
1,2,4-Trichlorobenzene	BRL	5.0		ug/L	265548	1	08/16/2018 09:29	JB
1,2-Dibromo-3-chloropropane	BRL	5.0		ug/L	265548	1	08/16/2018 09:29	JB
1,2-Dibromoethane	BRL	5.0		ug/L	265548	1	08/16/2018 09:29	JB
1,2-Dichlorobenzene	BRL	5.0		ug/L	265548	1	08/16/2018 09:29	JB
1,2-Dichloroethane	BRL	5.0		ug/L	265548	1	08/16/2018 09:29	JB
1,2-Dichloropropane	BRL	5.0		ug/L	265548	1	08/16/2018 09:29	JB
1,3-Dichlorobenzene	BRL	5.0		ug/L	265548	1	08/16/2018 09:29	JB
1,4-Dichlorobenzene	BRL	5.0		ug/L	265548	1	08/16/2018 09:29	JB
2-Butanone	BRL	50		ug/L	265548	1	08/16/2018 09:29	JB
2-Hexanone	BRL	10		ug/L	265548	1	08/16/2018 09:29	JB
4-Methyl-2-pentanone	BRL	10		ug/L	265548	1	08/16/2018 09:29	JB
Acetone	BRL	50		ug/L	265548	1	08/16/2018 09:29	JB
Benzene	BRL	5.0		ug/L	265548	1	08/16/2018 09:29	JB
Bromodichloromethane	BRL	5.0		ug/L	265548	1	08/16/2018 09:29	JB
Bromoform	BRL	5.0		ug/L	265548	1	08/16/2018 09:29	JB
Bromomethane	BRL	5.0		ug/L	265548	1	08/16/2018 09:29	JB
Carbon disulfide	BRL	5.0		ug/L	265548	1	08/16/2018 09:29	JB
Carbon tetrachloride	BRL	5.0		ug/L	265548	1	08/16/2018 09:29	JB
Chlorobenzene	BRL	5.0		ug/L	265548	1	08/16/2018 09:29	JB
Chloroethane	BRL	10		ug/L	265548	1	08/16/2018 09:29	JB
Chloroform	BRL	5.0		ug/L	265548	1	08/16/2018 09:29	JB
Chloromethane	BRL	10		ug/L	265548	1	08/16/2018 09:29	JB
cis-1,2-Dichloroethene	BRL	5.0		ug/L	265548	1	08/16/2018 09:29	JB
cis-1,3-Dichloropropene	BRL	5.0		ug/L	265548	1	08/16/2018 09:29	JB
Cyclohexane	BRL	5.0		ug/L	265548	1	08/16/2018 09:29	JB
Dibromochloromethane	BRL	5.0		ug/L	265548	1	08/16/2018 09:29	JB
Dichlorodifluoromethane	BRL	10		ug/L	265548	1	08/16/2018 09:29	JB
Ethylbenzene	BRL	5.0		ug/L	265548	1	08/16/2018 09:29	JB
Freon-113	BRL	10		ug/L	265548	1	08/16/2018 09:29	JB
Isopropylbenzene	BRL	5.0		ug/L	265548	1	08/16/2018 09:29	JB
m,p-Xylene	BRL	5.0		ug/L	265548	1	08/16/2018 09:29	JB
Methyl acetate	BRL	5.0		ug/L	265548	1	08/16/2018 09:29	JB
Methyl tert-butyl ether	BRL	5.0		ug/L	265548	1	08/16/2018 09:29	JB
Methylcyclohexane	BRL	5.0		ug/L	265548	1	08/16/2018 09:29	JB
Methylene chloride	BRL	5.0		ug/L	265548	1	08/16/2018 09:29	JB
o-Xylene	BRL	5.0		ug/L	265548	1	08/16/2018 09:29	JB

Qualifiers:

- * Value exceeds maximum contaminant level
- BRL Below reporting limit
- H Holding times for preparation or analysis exceeded
- N Analyte not NELAC certified
- B Analyte detected in the associated method blank
- > Greater than Result value
- E Estimated (value above quantitation range)
- S Spike Recovery outside limits due to matrix
- Narr See case narrative
- NC Not confirmed
- < Less than Result value
- J Estimated value detected below Reporting Limit

Analytical Environmental Services, Inc **Date:** 17-Aug-18

Client:	Environmental Planning Specialists, Inc.	**Client Sample ID:**	18219-MW-31
Project Name:	Rheem	**Collection Date:**	8/7/2018 9:30:00 AM
Lab ID:	1808A75-008	**Matrix:**	Groundwater

Analyses	Result	Reporting Limit	Qual	Units	BatchID	Dilution Factor	Date Analyzed	Analyst
TCL VOLATILE ORGANICS SW8260B				**(SW5030B)**				
Styrene	BRL	5.0		ug/L	265548	1	08/16/2018 09:29	JB
Tetrachloroethene	BRL	5.0		ug/L	265548	1	08/16/2018 09:29	JB
Toluene	BRL	5.0		ug/L	265548	1	08/16/2018 09:29	JB
trans-1,2-Dichloroethene	BRL	5.0		ug/L	265548	1	08/16/2018 09:29	JB
trans-1,3-Dichloropropene	BRL	5.0		ug/L	265548	1	08/16/2018 09:29	JB
Trichloroethene	BRL	5.0		ug/L	265548	1	08/16/2018 09:29	JB
Trichlorofluoromethane	BRL	5.0		ug/L	265548	1	08/16/2018 09:29	JB
Vinyl chloride	BRL	2.0		ug/L	265548	1	08/16/2018 09:29	JB
Surr: 4-Bromofluorobenzene	79.1	68-127		%REC	265548	1	08/16/2018 09:29	JB
Surr: Dibromofluoromethane	108	84.4-122		%REC	265548	1	08/16/2018 09:29	JB
Surr: Toluene-d8	93.9	80.1-116		%REC	265548	1	08/16/2018 09:29	JB

Qualifiers:

*	Value exceeds maximum contaminant level	E	Estimated (value above quantitation range)
BRL	Below reporting limit	S	Spike Recovery outside limits due to matrix
H	Holding times for preparation or analysis exceeded	Narr	See case narrative
N	Analyte not NELAC certified	NC	Not confirmed
B	Analyte detected in the associated method blank	<	Less than Result value
>	Greater than Result value	J	Estimated value detected below Reporting Limit

Analytical Environmental Services, Inc **Date:** 17-Aug-18

Client:	Environmental Planning Specialists, Inc.	**Client Sample ID:**	18219-MW-11
Project Name:	Rheem	**Collection Date:**	8/7/2018 10:45:00 AM
Lab ID:	1808A75-009	**Matrix:**	Groundwater

Analyses	Result	Reporting Limit	Qual	Units	BatchID	Dilution Factor	Date Analyzed	Analyst
TCL VOLATILE ORGANICS SW8260B				**(SW5030B)**				
1,1,1-Trichloroethane	BRL	5.0		ug/L	265548	1	08/16/2018 09:55	JB
1,1,2,2-Tetrachloroethane	BRL	5.0		ug/L	265548	1	08/16/2018 09:55	JB
1,1,2-Trichloroethane	BRL	5.0		ug/L	265548	1	08/16/2018 09:55	JB
1,1-Dichloroethane	BRL	5.0		ug/L	265548	1	08/16/2018 09:55	JB
1,1-Dichloroethene	BRL	5.0		ug/L	265548	1	08/16/2018 09:55	JB
1,2,4-Trichlorobenzene	BRL	5.0		ug/L	265548	1	08/16/2018 09:55	JB
1,2-Dibromo-3-chloropropane	BRL	5.0		ug/L	265548	1	08/16/2018 09:55	JB
1,2-Dibromoethane	BRL	5.0		ug/L	265548	1	08/16/2018 09:55	JB
1,2-Dichlorobenzene	BRL	5.0		ug/L	265548	1	08/16/2018 09:55	JB
1,2-Dichloroethane	BRL	5.0		ug/L	265548	1	08/16/2018 09:55	JB
1,2-Dichloropropane	BRL	5.0		ug/L	265548	1	08/16/2018 09:55	JB
1,3-Dichlorobenzene	BRL	5.0		ug/L	265548	1	08/16/2018 09:55	JB
1,4-Dichlorobenzene	BRL	5.0		ug/L	265548	1	08/16/2018 09:55	JB
2-Butanone	BRL	50		ug/L	265548	1	08/16/2018 09:55	JB
2-Hexanone	BRL	10		ug/L	265548	1	08/16/2018 09:55	JB
4-Methyl-2-pentanone	BRL	10		ug/L	265548	1	08/16/2018 09:55	JB
Acetone	BRL	50		ug/L	265548	1	08/16/2018 09:55	JB
Benzene	BRL	5.0		ug/L	265548	1	08/16/2018 09:55	JB
Bromodichloromethane	BRL	5.0		ug/L	265548	1	08/16/2018 09:55	JB
Bromoform	BRL	5.0		ug/L	265548	1	08/16/2018 09:55	JB
Bromomethane	BRL	5.0		ug/L	265548	1	08/16/2018 09:55	JB
Carbon disulfide	BRL	5.0		ug/L	265548	1	08/16/2018 09:55	JB
Carbon tetrachloride	BRL	5.0		ug/L	265548	1	08/16/2018 09:55	JB
Chlorobenzene	BRL	5.0		ug/L	265548	1	08/16/2018 09:55	JB
Chloroethane	BRL	10		ug/L	265548	1	08/16/2018 09:55	JB
Chloroform	BRL	5.0		ug/L	265548	1	08/16/2018 09:55	JB
Chloromethane	BRL	10		ug/L	265548	1	08/16/2018 09:55	JB
cis-1,2-Dichloroethene	BRL	5.0		ug/L	265548	1	08/16/2018 09:55	JB
cis-1,3-Dichloropropene	BRL	5.0		ug/L	265548	1	08/16/2018 09:55	JB
Cyclohexane	BRL	5.0		ug/L	265548	1	08/16/2018 09:55	JB
Dibromochloromethane	BRL	5.0		ug/L	265548	1	08/16/2018 09:55	JB
Dichlorodifluoromethane	BRL	10		ug/L	265548	1	08/16/2018 09:55	JB
Ethylbenzene	BRL	5.0		ug/L	265548	1	08/16/2018 09:55	JB
Freon-113	BRL	10		ug/L	265548	1	08/16/2018 09:55	JB
Isopropylbenzene	BRL	5.0		ug/L	265548	1	08/16/2018 09:55	JB
m,p-Xylene	BRL	5.0		ug/L	265548	1	08/16/2018 09:55	JB
Methyl acetate	BRL	5.0		ug/L	265548	1	08/16/2018 09:55	JB
Methyl tert-butyl ether	BRL	5.0		ug/L	265548	1	08/16/2018 09:55	JB
Methylcyclohexane	BRL	5.0		ug/L	265548	1	08/16/2018 09:55	JB
Methylene chloride	BRL	5.0		ug/L	265548	1	08/16/2018 09:55	JB
o-Xylene	BRL	5.0		ug/L	265548	1	08/16/2018 09:55	JB

Qualifiers:

- * Value exceeds maximum contaminant level
- BRL Below reporting limit
- H Holding times for preparation or analysis exceeded
- N Analyte not NELAC certified
- B Analyte detected in the associated method blank
- > Greater than Result value
- E Estimated (value above quantitation range)
- S Spike Recovery outside limits due to matrix
- Narr See case narrative
- NC Not confirmed
- < Less than Result value
- J Estimated value detected below Reporting Limit

Analytical Environmental Services, Inc **Date:** 17-Aug-18

Client:	Environmental Planning Specialists, Inc.	**Client Sample ID:**	18219-MW-11
Project Name:	Rheem	**Collection Date:**	8/7/2018 10:45:00 AM
Lab ID:	1808A75-009	**Matrix:**	Groundwater

Analyses	Result	Reporting Limit	Qual	Units	BatchID	Dilution Factor	Date Analyzed	Analyst
TCL VOLATILE ORGANICS SW8260B				**(SW5030B)**				
Styrene	BRL	5.0		ug/L	265548	1	08/16/2018 09:55	JB
Tetrachloroethene	BRL	5.0		ug/L	265548	1	08/16/2018 09:55	JB
Toluene	BRL	5.0		ug/L	265548	1	08/16/2018 09:55	JB
trans-1,2-Dichloroethene	BRL	5.0		ug/L	265548	1	08/16/2018 09:55	JB
trans-1,3-Dichloropropene	BRL	5.0		ug/L	265548	1	08/16/2018 09:55	JB
Trichloroethene	BRL	5.0		ug/L	265548	1	08/16/2018 09:55	JB
Trichlorofluoromethane	BRL	5.0		ug/L	265548	1	08/16/2018 09:55	JB
Vinyl chloride	BRL	2.0		ug/L	265548	1	08/16/2018 09:55	JB
Surr: 4-Bromofluorobenzene	78.1	68-127		%REC	265548	1	08/16/2018 09:55	JB
Surr: Dibromofluoromethane	107	84.4-122		%REC	265548	1	08/16/2018 09:55	JB
Surr: Toluene-d8	92.7	80.1-116		%REC	265548	1	08/16/2018 09:55	JB

Qualifiers:

- * Value exceeds maximum contaminant level
- BRL Below reporting limit
- H Holding times for preparation or analysis exceeded
- N Analyte not NELAC certified
- B Analyte detected in the associated method blank
- > Greater than Result value
- E Estimated (value above quantitation range)
- S Spike Recovery outside limits due to matrix
- Narr See case narrative
- NC Not confirmed
- < Less than Result value
- J Estimated value detected below Reporting Limit

Analytical Environmental Services, Inc **Date:** 17-Aug-18

Client:	Environmental Planning Specialists, Inc.	**Client Sample ID:**	18219-MW-12A
Project Name:	Rheem	**Collection Date:**	8/7/2018 1:00:00 PM
Lab ID:	1808A75-010	**Matrix:**	Groundwater

Analyses	Result	Reporting Limit	Qual	Units	BatchID	Dilution Factor	Date Analyzed	Analyst
TCL VOLATILE ORGANICS SW8260B				**(SW5030B)**				
1,1,1-Trichloroethane	BRL	5.0		ug/L	265548	1	08/16/2018 10:21	JB
1,1,2,2-Tetrachloroethane	BRL	5.0		ug/L	265548	1	08/16/2018 10:21	JB
1,1,2-Trichloroethane	BRL	5.0		ug/L	265548	1	08/16/2018 10:21	JB
1,1-Dichloroethane	BRL	5.0		ug/L	265548	1	08/16/2018 10:21	JB
1,1-Dichloroethene	BRL	5.0		ug/L	265548	1	08/16/2018 10:21	JB
1,2,4-Trichlorobenzene	BRL	5.0		ug/L	265548	1	08/16/2018 10:21	JB
1,2-Dibromo-3-chloropropane	BRL	5.0		ug/L	265548	1	08/16/2018 10:21	JB
1,2-Dibromoethane	BRL	5.0		ug/L	265548	1	08/16/2018 10:21	JB
1,2-Dichlorobenzene	BRL	5.0		ug/L	265548	1	08/16/2018 10:21	JB
1,2-Dichloroethane	BRL	5.0		ug/L	265548	1	08/16/2018 10:21	JB
1,2-Dichloropropane	BRL	5.0		ug/L	265548	1	08/16/2018 10:21	JB
1,3-Dichlorobenzene	BRL	5.0		ug/L	265548	1	08/16/2018 10:21	JB
1,4-Dichlorobenzene	BRL	5.0		ug/L	265548	1	08/16/2018 10:21	JB
2-Butanone	BRL	50		ug/L	265548	1	08/16/2018 10:21	JB
2-Hexanone	BRL	10		ug/L	265548	1	08/16/2018 10:21	JB
4-Methyl-2-pentanone	BRL	10		ug/L	265548	1	08/16/2018 10:21	JB
Acetone	BRL	50		ug/L	265548	1	08/16/2018 10:21	JB
Benzene	BRL	5.0		ug/L	265548	1	08/16/2018 10:21	JB
Bromodichloromethane	BRL	5.0		ug/L	265548	1	08/16/2018 10:21	JB
Bromoform	BRL	5.0		ug/L	265548	1	08/16/2018 10:21	JB
Bromomethane	BRL	5.0		ug/L	265548	1	08/16/2018 10:21	JB
Carbon disulfide	BRL	5.0		ug/L	265548	1	08/16/2018 10:21	JB
Carbon tetrachloride	BRL	5.0		ug/L	265548	1	08/16/2018 10:21	JB
Chlorobenzene	BRL	5.0		ug/L	265548	1	08/16/2018 10:21	JB
Chloroethane	BRL	10		ug/L	265548	1	08/16/2018 10:21	JB
Chloroform	BRL	5.0		ug/L	265548	1	08/16/2018 10:21	JB
Chloromethane	BRL	10		ug/L	265548	1	08/16/2018 10:21	JB
cis-1,2-Dichloroethene	BRL	5.0		ug/L	265548	1	08/16/2018 10:21	JB
cis-1,3-Dichloropropene	BRL	5.0		ug/L	265548	1	08/16/2018 10:21	JB
Cyclohexane	BRL	5.0		ug/L	265548	1	08/16/2018 10:21	JB
Dibromochloromethane	BRL	5.0		ug/L	265548	1	08/16/2018 10:21	JB
Dichlorodifluoromethane	BRL	10		ug/L	265548	1	08/16/2018 10:21	JB
Ethylbenzene	BRL	5.0		ug/L	265548	1	08/16/2018 10:21	JB
Freon-113	BRL	10		ug/L	265548	1	08/16/2018 10:21	JB
Isopropylbenzene	BRL	5.0		ug/L	265548	1	08/16/2018 10:21	JB
m,p-Xylene	BRL	5.0		ug/L	265548	1	08/16/2018 10:21	JB
Methyl acetate	BRL	5.0		ug/L	265548	1	08/16/2018 10:21	JB
Methyl tert-butyl ether	BRL	5.0		ug/L	265548	1	08/16/2018 10:21	JB
Methylcyclohexane	BRL	5.0		ug/L	265548	1	08/16/2018 10:21	JB
Methylene chloride	BRL	5.0		ug/L	265548	1	08/16/2018 10:21	JB
o-Xylene	BRL	5.0		ug/L	265548	1	08/16/2018 10:21	JB

Qualifiers:

- * Value exceeds maximum contaminant level
- BRL Below reporting limit
- H Holding times for preparation or analysis exceeded
- N Analyte not NELAC certified
- B Analyte detected in the associated method blank
- > Greater than Result value
- E Estimated (value above quantitation range)
- S Spike Recovery outside limits due to matrix
- Narr See case narrative
- NC Not confirmed
- < Less than Result value
- J Estimated value detected below Reporting Limit

Analytical Environmental Services, Inc **Date:** 17-Aug-18

Client:	Environmental Planning Specialists, Inc.	**Client Sample ID:**	18219-MW-12A
Project Name:	Rheem	**Collection Date:**	8/7/2018 1:00:00 PM
Lab ID:	1808A75-010	**Matrix:**	Groundwater

Analyses	Result	Reporting Limit	Qual	Units	BatchID	Dilution Factor	Date Analyzed	Analyst
TCL VOLATILE ORGANICS SW8260B				**(SW5030B)**				
Styrene	BRL	5.0		ug/L	265548	1	08/16/2018 10:21	JB
Tetrachloroethene	BRL	5.0		ug/L	265548	1	08/16/2018 10:21	JB
Toluene	BRL	5.0		ug/L	265548	1	08/16/2018 10:21	JB
trans-1,2-Dichloroethene	BRL	5.0		ug/L	265548	1	08/16/2018 10:21	JB
trans-1,3-Dichloropropene	BRL	5.0		ug/L	265548	1	08/16/2018 10:21	JB
Trichloroethene	BRL	5.0		ug/L	265548	1	08/16/2018 10:21	JB
Trichlorofluoromethane	BRL	5.0		ug/L	265548	1	08/16/2018 10:21	JB
Vinyl chloride	BRL	2.0		ug/L	265548	1	08/16/2018 10:21	JB
Surr: 4-Bromofluorobenzene	79.9	68-127		%REC	265548	1	08/16/2018 10:21	JB
Surr: Dibromofluoromethane	106	84.4-122		%REC	265548	1	08/16/2018 10:21	JB
Surr: Toluene-d8	92.1	80.1-116		%REC	265548	1	08/16/2018 10:21	JB

Qualifiers:

*	Value exceeds maximum contaminant level	E	Estimated (value above quantitation range)
BRL	Below reporting limit	S	Spike Recovery outside limits due to matrix
H	Holding times for preparation or analysis exceeded	Narr	See case narrative
N	Analyte not NELAC certified	NC	Not confirmed
B	Analyte detected in the associated method blank	<	Less than Result value
>	Greater than Result value	J	Estimated value detected below Reporting Limit

Analytical Environmental Services, Inc **Date:** 17-Aug-18

Client:	Environmental Planning Specialists, Inc.	**Client Sample ID:**	18219-MW-41E
Project Name:	Rheem	**Collection Date:**	8/7/2018 2:50:00 PM
Lab ID:	1808A75-011	**Matrix:**	Groundwater

Analyses	Result	Reporting Limit	Qual	Units	BatchID	Dilution Factor	Date Analyzed	Analyst
TCL VOLATILE ORGANICS SW8260B				**(SW5030B)**				
1,1,1-Trichloroethane	BRL	5.0		ug/L	265548	1	08/15/2018 01:13	JB
1,1,2,2-Tetrachloroethane	BRL	5.0		ug/L	265548	1	08/15/2018 01:13	JB
1,1,2-Trichloroethane	BRL	5.0		ug/L	265548	1	08/15/2018 01:13	JB
1,1-Dichloroethane	BRL	5.0		ug/L	265548	1	08/15/2018 01:13	JB
1,1-Dichloroethene	BRL	5.0		ug/L	265548	1	08/15/2018 01:13	JB
1,2,4-Trichlorobenzene	BRL	5.0		ug/L	265548	1	08/15/2018 01:13	JB
1,2-Dibromo-3-chloropropane	BRL	5.0		ug/L	265548	1	08/15/2018 01:13	JB
1,2-Dibromoethane	BRL	5.0		ug/L	265548	1	08/15/2018 01:13	JB
1,2-Dichlorobenzene	BRL	5.0		ug/L	265548	1	08/15/2018 01:13	JB
1,2-Dichloroethane	BRL	5.0		ug/L	265548	1	08/15/2018 01:13	JB
1,2-Dichloropropane	BRL	5.0		ug/L	265548	1	08/15/2018 01:13	JB
1,3-Dichlorobenzene	BRL	5.0		ug/L	265548	1	08/15/2018 01:13	JB
1,4-Dichlorobenzene	BRL	5.0		ug/L	265548	1	08/15/2018 01:13	JB
2-Butanone	BRL	50		ug/L	265548	1	08/15/2018 01:13	JB
2-Hexanone	BRL	10		ug/L	265548	1	08/15/2018 01:13	JB
4-Methyl-2-pentanone	BRL	10		ug/L	265548	1	08/15/2018 01:13	JB
Acetone	BRL	50		ug/L	265548	1	08/15/2018 01:13	JB
Benzene	BRL	5.0		ug/L	265548	1	08/15/2018 01:13	JB
Bromodichloromethane	BRL	5.0		ug/L	265548	1	08/15/2018 01:13	JB
Bromoform	BRL	5.0		ug/L	265548	1	08/15/2018 01:13	JB
Bromomethane	BRL	5.0		ug/L	265548	1	08/15/2018 01:13	JB
Carbon disulfide	BRL	5.0		ug/L	265548	1	08/15/2018 01:13	JB
Carbon tetrachloride	BRL	5.0		ug/L	265548	1	08/15/2018 01:13	JB
Chlorobenzene	BRL	5.0		ug/L	265548	1	08/15/2018 01:13	JB
Chloroethane	BRL	10		ug/L	265548	1	08/15/2018 01:13	JB
Chloroform	BRL	5.0		ug/L	265548	1	08/15/2018 01:13	JB
Chloromethane	BRL	10		ug/L	265548	1	08/15/2018 01:13	JB
cis-1,2-Dichloroethene	BRL	5.0		ug/L	265548	1	08/15/2018 01:13	JB
cis-1,3-Dichloropropene	BRL	5.0		ug/L	265548	1	08/15/2018 01:13	JB
Cyclohexane	BRL	5.0		ug/L	265548	1	08/15/2018 01:13	JB
Dibromochloromethane	BRL	5.0		ug/L	265548	1	08/15/2018 01:13	JB
Dichlorodifluoromethane	BRL	10		ug/L	265548	1	08/15/2018 01:13	JB
Ethylbenzene	BRL	5.0		ug/L	265548	1	08/15/2018 01:13	JB
Freon-113	BRL	10		ug/L	265548	1	08/15/2018 01:13	JB
Isopropylbenzene	BRL	5.0		ug/L	265548	1	08/15/2018 01:13	JB
m,p-Xylene	BRL	5.0		ug/L	265548	1	08/15/2018 01:13	JB
Methyl acetate	BRL	5.0		ug/L	265548	1	08/15/2018 01:13	JB
Methyl tert-butyl ether	BRL	5.0		ug/L	265548	1	08/15/2018 01:13	JB
Methylcyclohexane	BRL	5.0		ug/L	265548	1	08/15/2018 01:13	JB
Methylene chloride	BRL	5.0		ug/L	265548	1	08/15/2018 01:13	JB
o-Xylene	BRL	5.0		ug/L	265548	1	08/15/2018 01:13	JB

Qualifiers:

- * Value exceeds maximum contaminant level
- BRL Below reporting limit
- H Holding times for preparation or analysis exceeded
- N Analyte not NELAC certified
- B Analyte detected in the associated method blank
- > Greater than Result value
- E Estimated (value above quantitation range)
- S Spike Recovery outside limits due to matrix
- Narr See case narrative
- NC Not confirmed
- < Less than Result value
- J Estimated value detected below Reporting Limit

Analytical Environmental Services, Inc **Date:** 17-Aug-18

Client:	Environmental Planning Specialists, Inc.	**Client Sample ID:**	18219-MW-41E
Project Name:	Rheem	**Collection Date:**	8/7/2018 2:50:00 PM
Lab ID:	1808A75-011	**Matrix:**	Groundwater

Analyses	Result	Reporting Limit	Qual	Units	BatchID	Dilution Factor	Date Analyzed	Analyst
TCL VOLATILE ORGANICS SW8260B				**(SW5030B)**				
Styrene	BRL	5.0		ug/L	265548	1	08/15/2018 01:13	JB
Tetrachloroethene	BRL	5.0		ug/L	265548	1	08/15/2018 01:13	JB
Toluene	BRL	5.0		ug/L	265548	1	08/15/2018 01:13	JB
trans-1,2-Dichloroethene	BRL	5.0		ug/L	265548	1	08/15/2018 01:13	JB
trans-1,3-Dichloropropene	BRL	5.0		ug/L	265548	1	08/15/2018 01:13	JB
Trichloroethene	BRL	5.0		ug/L	265548	1	08/15/2018 01:13	JB
Trichlorofluoromethane	BRL	5.0		ug/L	265548	1	08/15/2018 01:13	JB
Vinyl chloride	BRL	2.0		ug/L	265548	1	08/15/2018 01:13	JB
Surr: 4-Bromofluorobenzene	79.1	68-127		%REC	265548	1	08/15/2018 01:13	JB
Surr: Dibromofluoromethane	106	84.4-122		%REC	265548	1	08/15/2018 01:13	JB
Surr: Toluene-d8	92.1	80.1-116		%REC	265548	1	08/15/2018 01:13	JB

Qualifiers:

- * Value exceeds maximum contaminant level
- BRL Below reporting limit
- H Holding times for preparation or analysis exceeded
- N Analyte not NELAC certified
- B Analyte detected in the associated method blank
- > Greater than Result value
- E Estimated (value above quantitation range)
- S Spike Recovery outside limits due to matrix
- Narr See case narrative
- NC Not confirmed
- < Less than Result value
- J Estimated value detected below Reporting Limit

Analytical Environmental Services, Inc **Date:** 17-Aug-18

Client:	Environmental Planning Specialists, Inc.	**Client Sample ID:**	18219-MW-32
Project Name:	Rheem	**Collection Date:**	8/7/2018 2:40:00 PM
Lab ID:	1808A75-012	**Matrix:**	Groundwater

Analyses	Result	Reporting Limit	Qual	Units	BatchID	Dilution Factor	Date Analyzed	Analyst
TCL VOLATILE ORGANICS SW8260B				**(SW5030B)**				
1,1,1-Trichloroethane	BRL	5.0		ug/L	265548	1	08/16/2018 12:19	NP
1,1,2,2-Tetrachloroethane	BRL	5.0		ug/L	265548	1	08/16/2018 12:19	NP
1,1,2-Trichloroethane	BRL	5.0		ug/L	265548	1	08/16/2018 12:19	NP
1,1-Dichloroethane	BRL	5.0		ug/L	265548	1	08/16/2018 12:19	NP
1,1-Dichloroethene	BRL	5.0		ug/L	265548	1	08/16/2018 12:19	NP
1,2,4-Trichlorobenzene	BRL	5.0		ug/L	265548	1	08/16/2018 12:19	NP
1,2-Dibromo-3-chloropropane	BRL	5.0		ug/L	265548	1	08/16/2018 12:19	NP
1,2-Dibromoethane	BRL	5.0		ug/L	265548	1	08/16/2018 12:19	NP
1,2-Dichlorobenzene	BRL	5.0		ug/L	265548	1	08/16/2018 12:19	NP
1,2-Dichloroethane	BRL	5.0		ug/L	265548	1	08/16/2018 12:19	NP
1,2-Dichloropropane	BRL	5.0		ug/L	265548	1	08/16/2018 12:19	NP
1,3-Dichlorobenzene	BRL	5.0		ug/L	265548	1	08/16/2018 12:19	NP
1,4-Dichlorobenzene	BRL	5.0		ug/L	265548	1	08/16/2018 12:19	NP
2-Butanone	BRL	50		ug/L	265548	1	08/16/2018 12:19	NP
2-Hexanone	BRL	10		ug/L	265548	1	08/16/2018 12:19	NP
4-Methyl-2-pentanone	BRL	10		ug/L	265548	1	08/16/2018 12:19	NP
Acetone	BRL	50		ug/L	265548	1	08/16/2018 12:19	NP
Benzene	BRL	5.0		ug/L	265548	1	08/16/2018 12:19	NP
Bromodichloromethane	BRL	5.0		ug/L	265548	1	08/16/2018 12:19	NP
Bromoform	BRL	5.0		ug/L	265548	1	08/16/2018 12:19	NP
Bromomethane	BRL	5.0		ug/L	265548	1	08/16/2018 12:19	NP
Carbon disulfide	BRL	5.0		ug/L	265548	1	08/16/2018 12:19	NP
Carbon tetrachloride	BRL	5.0		ug/L	265548	1	08/16/2018 12:19	NP
Chlorobenzene	BRL	5.0		ug/L	265548	1	08/16/2018 12:19	NP
Chloroethane	BRL	10		ug/L	265548	1	08/16/2018 12:19	NP
Chloroform	BRL	5.0		ug/L	265548	1	08/16/2018 12:19	NP
Chloromethane	BRL	10		ug/L	265548	1	08/16/2018 12:19	NP
cis-1,2-Dichloroethene	BRL	5.0		ug/L	265548	1	08/16/2018 12:19	NP
cis-1,3-Dichloropropene	BRL	5.0		ug/L	265548	1	08/16/2018 12:19	NP
Cyclohexane	BRL	5.0		ug/L	265548	1	08/16/2018 12:19	NP
Dibromochloromethane	BRL	5.0		ug/L	265548	1	08/16/2018 12:19	NP
Dichlorodifluoromethane	BRL	10		ug/L	265548	1	08/16/2018 12:19	NP
Ethylbenzene	BRL	5.0		ug/L	265548	1	08/16/2018 12:19	NP
Freon-113	BRL	10		ug/L	265548	1	08/16/2018 12:19	NP
Isopropylbenzene	BRL	5.0		ug/L	265548	1	08/16/2018 12:19	NP
m,p-Xylene	BRL	5.0		ug/L	265548	1	08/16/2018 12:19	NP
Methyl acetate	BRL	5.0		ug/L	265548	1	08/16/2018 12:19	NP
Methyl tert-butyl ether	BRL	5.0		ug/L	265548	1	08/16/2018 12:19	NP
Methylcyclohexane	BRL	5.0		ug/L	265548	1	08/16/2018 12:19	NP
Methylene chloride	BRL	5.0		ug/L	265548	1	08/16/2018 12:19	NP
o-Xylene	BRL	5.0		ug/L	265548	1	08/16/2018 12:19	NP

Qualifiers:

- * Value exceeds maximum contaminant level
- BRL Below reporting limit
- H Holding times for preparation or analysis exceeded
- N Analyte not NELAC certified
- B Analyte detected in the associated method blank
- > Greater than Result value
- E Estimated (value above quantitation range)
- S Spike Recovery outside limits due to matrix
- Narr See case narrative
- NC Not confirmed
- < Less than Result value
- J Estimated value detected below Reporting Limit

Analytical Environmental Services, Inc **Date:** 17-Aug-18

Client:	Environmental Planning Specialists, Inc.	**Client Sample ID:**	18219-MW-32
Project Name:	Rheem	**Collection Date:**	8/7/2018 2:40:00 PM
Lab ID:	1808A75-012	**Matrix:**	Groundwater

Analyses	Result	Reporting Limit	Qual	Units	BatchID	Dilution Factor	Date Analyzed	Analyst
TCL VOLATILE ORGANICS SW8260B				**(SW5030B)**				
Styrene	BRL	5.0		ug/L	265548	1	08/16/2018 12:19	NP
Tetrachloroethene	BRL	5.0		ug/L	265548	1	08/16/2018 12:19	NP
Toluene	BRL	5.0		ug/L	265548	1	08/16/2018 12:19	NP
trans-1,2-Dichloroethene	BRL	5.0		ug/L	265548	1	08/16/2018 12:19	NP
trans-1,3-Dichloropropene	BRL	5.0		ug/L	265548	1	08/16/2018 12:19	NP
Trichloroethene	BRL	5.0		ug/L	265548	1	08/16/2018 12:19	NP
Trichlorofluoromethane	BRL	5.0		ug/L	265548	1	08/16/2018 12:19	NP
Vinyl chloride	BRL	2.0		ug/L	265548	1	08/16/2018 12:19	NP
Surr: 4-Bromofluorobenzene	74.5	68-127		%REC	265548	1	08/16/2018 12:19	NP
Surr: Dibromofluoromethane	109	84.4-122		%REC	265548	1	08/16/2018 12:19	NP
Surr: Toluene-d8	91.4	80.1-116		%REC	265548	1	08/16/2018 12:19	NP

Qualifiers:

*	Value exceeds maximum contaminant level	E	Estimated (value above quantitation range)
BRL	Below reporting limit	S	Spike Recovery outside limits due to matrix
H	Holding times for preparation or analysis exceeded	Narr	See case narrative
N	Analyte not NELAC certified	NC	Not confirmed
B	Analyte detected in the associated method blank	<	Less than Result value
>	Greater than Result value	J	Estimated value detected below Reporting Limit

Analytical Environmental Services, Inc **Date:** 17-Aug-18

Client:	Environmental Planning Specialists, Inc.	**Client Sample ID:**	18219-MW-41B
Project Name:	Rheem	**Collection Date:**	8/7/2018 4:20:00 PM
Lab ID:	1808A75-013	**Matrix:**	Groundwater

Analyses	Result	Reporting Limit	Qual	Units	BatchID	Dilution Factor	Date Analyzed	Analyst
TCL VOLATILE ORGANICS SW8260B				**(SW5030B)**				
1,1,1-Trichloroethane	BRL	5.0		ug/L	265548	1	08/15/2018 01:38	JB
1,1,2,2-Tetrachloroethane	BRL	5.0		ug/L	265548	1	08/15/2018 01:38	JB
1,1,2-Trichloroethane	BRL	5.0		ug/L	265548	1	08/15/2018 01:38	JB
1,1-Dichloroethane	BRL	5.0		ug/L	265548	1	08/15/2018 01:38	JB
1,1-Dichloroethene	BRL	5.0		ug/L	265548	1	08/15/2018 01:38	JB
1,2,4-Trichlorobenzene	BRL	5.0		ug/L	265548	1	08/15/2018 01:38	JB
1,2-Dibromo-3-chloropropane	BRL	5.0		ug/L	265548	1	08/15/2018 01:38	JB
1,2-Dibromoethane	BRL	5.0		ug/L	265548	1	08/15/2018 01:38	JB
1,2-Dichlorobenzene	BRL	5.0		ug/L	265548	1	08/15/2018 01:38	JB
1,2-Dichloroethane	BRL	5.0		ug/L	265548	1	08/15/2018 01:38	JB
1,2-Dichloropropane	BRL	5.0		ug/L	265548	1	08/15/2018 01:38	JB
1,3-Dichlorobenzene	BRL	5.0		ug/L	265548	1	08/15/2018 01:38	JB
1,4-Dichlorobenzene	BRL	5.0		ug/L	265548	1	08/15/2018 01:38	JB
2-Butanone	BRL	50		ug/L	265548	1	08/15/2018 01:38	JB
2-Hexanone	BRL	10		ug/L	265548	1	08/15/2018 01:38	JB
4-Methyl-2-pentanone	BRL	10		ug/L	265548	1	08/15/2018 01:38	JB
Acetone	BRL	50		ug/L	265548	1	08/15/2018 01:38	JB
Benzene	BRL	5.0		ug/L	265548	1	08/15/2018 01:38	JB
Bromodichloromethane	BRL	5.0		ug/L	265548	1	08/15/2018 01:38	JB
Bromoform	BRL	5.0		ug/L	265548	1	08/15/2018 01:38	JB
Bromomethane	BRL	5.0		ug/L	265548	1	08/15/2018 01:38	JB
Carbon disulfide	BRL	5.0		ug/L	265548	1	08/15/2018 01:38	JB
Carbon tetrachloride	BRL	5.0		ug/L	265548	1	08/15/2018 01:38	JB
Chlorobenzene	BRL	5.0		ug/L	265548	1	08/15/2018 01:38	JB
Chloroethane	BRL	10		ug/L	265548	1	08/15/2018 01:38	JB
Chloroform	BRL	5.0		ug/L	265548	1	08/15/2018 01:38	JB
Chloromethane	BRL	10		ug/L	265548	1	08/15/2018 01:38	JB
cis-1,2-Dichloroethene	BRL	5.0		ug/L	265548	1	08/15/2018 01:38	JB
cis-1,3-Dichloropropene	BRL	5.0		ug/L	265548	1	08/15/2018 01:38	JB
Cyclohexane	BRL	5.0		ug/L	265548	1	08/15/2018 01:38	JB
Dibromochloromethane	BRL	5.0		ug/L	265548	1	08/15/2018 01:38	JB
Dichlorodifluoromethane	BRL	10		ug/L	265548	1	08/15/2018 01:38	JB
Ethylbenzene	BRL	5.0		ug/L	265548	1	08/15/2018 01:38	JB
Freon-113	BRL	10		ug/L	265548	1	08/15/2018 01:38	JB
Isopropylbenzene	BRL	5.0		ug/L	265548	1	08/15/2018 01:38	JB
m,p-Xylene	BRL	5.0		ug/L	265548	1	08/15/2018 01:38	JB
Methyl acetate	BRL	5.0		ug/L	265548	1	08/15/2018 01:38	JB
Methyl tert-butyl ether	BRL	5.0		ug/L	265548	1	08/15/2018 01:38	JB
Methylcyclohexane	BRL	5.0		ug/L	265548	1	08/15/2018 01:38	JB
Methylene chloride	BRL	5.0		ug/L	265548	1	08/15/2018 01:38	JB
o-Xylene	BRL	5.0		ug/L	265548	1	08/15/2018 01:38	JB

Qualifiers:

- * Value exceeds maximum contaminant level
- BRL Below reporting limit
- H Holding times for preparation or analysis exceeded
- N Analyte not NELAC certified
- B Analyte detected in the associated method blank
- > Greater than Result value
- E Estimated (value above quantitation range)
- S Spike Recovery outside limits due to matrix
- Narr See case narrative
- NC Not confirmed
- < Less than Result value
- J Estimated value detected below Reporting Limit

Analytical Environmental Services, Inc **Date:** 17-Aug-18

Client:	Environmental Planning Specialists, Inc.	**Client Sample ID:**	18219-MW-41B
Project Name:	Rheem	**Collection Date:**	8/7/2018 4:20:00 PM
Lab ID:	1808A75-013	**Matrix:**	Groundwater

Analyses	Result	Reporting Limit	Qual	Units	BatchID	Dilution Factor	Date Analyzed	Analyst
TCL VOLATILE ORGANICS SW8260B				**(SW5030B)**				
Styrene	BRL	5.0		ug/L	265548	1	08/15/2018 01:38	JB
Tetrachloroethene	BRL	5.0		ug/L	265548	1	08/15/2018 01:38	JB
Toluene	BRL	5.0		ug/L	265548	1	08/15/2018 01:38	JB
trans-1,2-Dichloroethene	BRL	5.0		ug/L	265548	1	08/15/2018 01:38	JB
trans-1,3-Dichloropropene	BRL	5.0		ug/L	265548	1	08/15/2018 01:38	JB
Trichloroethene	BRL	5.0		ug/L	265548	1	08/15/2018 01:38	JB
Trichlorofluoromethane	BRL	5.0		ug/L	265548	1	08/15/2018 01:38	JB
Vinyl chloride	BRL	2.0		ug/L	265548	1	08/15/2018 01:38	JB
Surr: 4-Bromofluorobenzene	78.8	68-127		%REC	265548	1	08/15/2018 01:38	JB
Surr: Dibromofluoromethane	111	84.4-122		%REC	265548	1	08/15/2018 01:38	JB
Surr: Toluene-d8	92.4	80.1-116		%REC	265548	1	08/15/2018 01:38	JB

Qualifiers:

- * Value exceeds maximum contaminant level
- BRL Below reporting limit
- H Holding times for preparation or analysis exceeded
- N Analyte not NELAC certified
- B Analyte detected in the associated method blank
- > Greater than Result value
- E Estimated (value above quantitation range)
- S Spike Recovery outside limits due to matrix
- Narr See case narrative
- NC Not confirmed
- < Less than Result value
- J Estimated value detected below Reporting Limit

Analytical Environmental Services, Inc **Date:** 17-Aug-18

Client:	Environmental Planning Specialists, Inc.	**Client Sample ID:**	18219-MW-41A
Project Name:	Rheem	**Collection Date:**	8/7/2018 4:30:00 PM
Lab ID:	1808A75-014	**Matrix:**	Groundwater

Analyses	Result	Reporting Limit	Qual	Units	BatchID	Dilution Factor	Date Analyzed	Analyst
TCL VOLATILE ORGANICS SW8260B				**(SW5030B)**				
1,1,1-Trichloroethane	BRL	5.0		ug/L	265548	1	08/15/2018 02:04	JB
1,1,2,2-Tetrachloroethane	BRL	5.0		ug/L	265548	1	08/15/2018 02:04	JB
1,1,2-Trichloroethane	BRL	5.0		ug/L	265548	1	08/15/2018 02:04	JB
1,1-Dichloroethane	BRL	5.0		ug/L	265548	1	08/15/2018 02:04	JB
1,1-Dichloroethene	BRL	5.0		ug/L	265548	1	08/15/2018 02:04	JB
1,2,4-Trichlorobenzene	BRL	5.0		ug/L	265548	1	08/15/2018 02:04	JB
1,2-Dibromo-3-chloropropane	BRL	5.0		ug/L	265548	1	08/15/2018 02:04	JB
1,2-Dibromoethane	BRL	5.0		ug/L	265548	1	08/15/2018 02:04	JB
1,2-Dichlorobenzene	BRL	5.0		ug/L	265548	1	08/15/2018 02:04	JB
1,2-Dichloroethane	BRL	5.0		ug/L	265548	1	08/15/2018 02:04	JB
1,2-Dichloropropane	BRL	5.0		ug/L	265548	1	08/15/2018 02:04	JB
1,3-Dichlorobenzene	BRL	5.0		ug/L	265548	1	08/15/2018 02:04	JB
1,4-Dichlorobenzene	BRL	5.0		ug/L	265548	1	08/15/2018 02:04	JB
2-Butanone	BRL	50		ug/L	265548	1	08/15/2018 02:04	JB
2-Hexanone	BRL	10		ug/L	265548	1	08/15/2018 02:04	JB
4-Methyl-2-pentanone	BRL	10		ug/L	265548	1	08/15/2018 02:04	JB
Acetone	BRL	50		ug/L	265548	1	08/15/2018 02:04	JB
Benzene	BRL	5.0		ug/L	265548	1	08/15/2018 02:04	JB
Bromodichloromethane	BRL	5.0		ug/L	265548	1	08/15/2018 02:04	JB
Bromoform	BRL	5.0		ug/L	265548	1	08/15/2018 02:04	JB
Bromomethane	BRL	5.0		ug/L	265548	1	08/15/2018 02:04	JB
Carbon disulfide	BRL	5.0		ug/L	265548	1	08/15/2018 02:04	JB
Carbon tetrachloride	BRL	5.0		ug/L	265548	1	08/15/2018 02:04	JB
Chlorobenzene	BRL	5.0		ug/L	265548	1	08/15/2018 02:04	JB
Chloroethane	BRL	10		ug/L	265548	1	08/15/2018 02:04	JB
Chloroform	BRL	5.0		ug/L	265548	1	08/15/2018 02:04	JB
Chloromethane	BRL	10		ug/L	265548	1	08/15/2018 02:04	JB
cis-1,2-Dichloroethene	BRL	5.0		ug/L	265548	1	08/15/2018 02:04	JB
cis-1,3-Dichloropropene	BRL	5.0		ug/L	265548	1	08/15/2018 02:04	JB
Cyclohexane	BRL	5.0		ug/L	265548	1	08/15/2018 02:04	JB
Dibromochloromethane	BRL	5.0		ug/L	265548	1	08/15/2018 02:04	JB
Dichlorodifluoromethane	BRL	10		ug/L	265548	1	08/15/2018 02:04	JB
Ethylbenzene	BRL	5.0		ug/L	265548	1	08/15/2018 02:04	JB
Freon-113	BRL	10		ug/L	265548	1	08/15/2018 02:04	JB
Isopropylbenzene	BRL	5.0		ug/L	265548	1	08/15/2018 02:04	JB
m,p-Xylene	BRL	5.0		ug/L	265548	1	08/15/2018 02:04	JB
Methyl acetate	BRL	5.0		ug/L	265548	1	08/15/2018 02:04	JB
Methyl tert-butyl ether	BRL	5.0		ug/L	265548	1	08/15/2018 02:04	JB
Methylcyclohexane	BRL	5.0		ug/L	265548	1	08/15/2018 02:04	JB
Methylene chloride	BRL	5.0		ug/L	265548	1	08/15/2018 02:04	JB
o-Xylene	BRL	5.0		ug/L	265548	1	08/15/2018 02:04	JB

Qualifiers:

- * Value exceeds maximum contaminant level
- BRL Below reporting limit
- H Holding times for preparation or analysis exceeded
- N Analyte not NELAC certified
- B Analyte detected in the associated method blank
- > Greater than Result value
- E Estimated (value above quantitation range)
- S Spike Recovery outside limits due to matrix
- Narr See case narrative
- NC Not confirmed
- < Less than Result value
- J Estimated value detected below Reporting Limit

Analytical Environmental Services, Inc **Date:** 17-Aug-18

Client:	Environmental Planning Specialists, Inc.	**Client Sample ID:**	18219-MW-41A
Project Name:	Rheem	**Collection Date:**	8/7/2018 4:30:00 PM
Lab ID:	1808A75-014	**Matrix:**	Groundwater

Analyses	Result	Reporting Limit	Qual	Units	BatchID	Dilution Factor	Date Analyzed	Analyst
TCL VOLATILE ORGANICS SW8260B				**(SW5030B)**				
Styrene	BRL	5.0		ug/L	265548	1	08/15/2018 02:04	JB
Tetrachloroethene	BRL	5.0		ug/L	265548	1	08/15/2018 02:04	JB
Toluene	BRL	5.0		ug/L	265548	1	08/15/2018 02:04	JB
trans-1,2-Dichloroethene	BRL	5.0		ug/L	265548	1	08/15/2018 02:04	JB
trans-1,3-Dichloropropene	BRL	5.0		ug/L	265548	1	08/15/2018 02:04	JB
Trichloroethene	BRL	5.0		ug/L	265548	1	08/15/2018 02:04	JB
Trichlorofluoromethane	BRL	5.0		ug/L	265548	1	08/15/2018 02:04	JB
Vinyl chloride	BRL	2.0		ug/L	265548	1	08/15/2018 02:04	JB
Surr: 4-Bromofluorobenzene	77.3	68-127		%REC	265548	1	08/15/2018 02:04	JB
Surr: Dibromofluoromethane	108	84.4-122		%REC	265548	1	08/15/2018 02:04	JB
Surr: Toluene-d8	92.9	80.1-116		%REC	265548	1	08/15/2018 02:04	JB

Qualifiers:

- * Value exceeds maximum contaminant level
- BRL Below reporting limit
- H Holding times for preparation or analysis exceeded
- N Analyte not NELAC certified
- B Analyte detected in the associated method blank
- > Greater than Result value
- E Estimated (value above quantitation range)
- S Spike Recovery outside limits due to matrix
- Narr See case narrative
- NC Not confirmed
- < Less than Result value
- J Estimated value detected below Reporting Limit

Analytical Environmental Services, Inc **Date:** 17-Aug-18

Client:	Environmental Planning Specialists, Inc.	**Client Sample ID:**	18219-MW-39
Project Name:	Rheem	**Collection Date:**	8/7/2018 4:45:00 PM
Lab ID:	1808A75-015	**Matrix:**	Groundwater

Analyses	Result	Reporting Limit	Qual	Units	BatchID	Dilution Factor	Date Analyzed	Analyst
TCL VOLATILE ORGANICS SW8260B				**(SW5030B)**				
1,1,1-Trichloroethane	BRL	5.0		ug/L	265548	1	08/15/2018 02:30	JB
1,1,2,2-Tetrachloroethane	BRL	5.0		ug/L	265548	1	08/15/2018 02:30	JB
1,1,2-Trichloroethane	BRL	5.0		ug/L	265548	1	08/15/2018 02:30	JB
1,1-Dichloroethane	BRL	5.0		ug/L	265548	1	08/15/2018 02:30	JB
1,1-Dichloroethene	BRL	5.0		ug/L	265548	1	08/15/2018 02:30	JB
1,2,4-Trichlorobenzene	BRL	5.0		ug/L	265548	1	08/15/2018 02:30	JB
1,2-Dibromo-3-chloropropane	BRL	5.0		ug/L	265548	1	08/15/2018 02:30	JB
1,2-Dibromoethane	BRL	5.0		ug/L	265548	1	08/15/2018 02:30	JB
1,2-Dichlorobenzene	BRL	5.0		ug/L	265548	1	08/15/2018 02:30	JB
1,2-Dichloroethane	BRL	5.0		ug/L	265548	1	08/15/2018 02:30	JB
1,2-Dichloropropane	BRL	5.0		ug/L	265548	1	08/15/2018 02:30	JB
1,3-Dichlorobenzene	BRL	5.0		ug/L	265548	1	08/15/2018 02:30	JB
1,4-Dichlorobenzene	BRL	5.0		ug/L	265548	1	08/15/2018 02:30	JB
2-Butanone	BRL	50		ug/L	265548	1	08/15/2018 02:30	JB
2-Hexanone	BRL	10		ug/L	265548	1	08/15/2018 02:30	JB
4-Methyl-2-pentanone	BRL	10		ug/L	265548	1	08/15/2018 02:30	JB
Acetone	BRL	50		ug/L	265548	1	08/15/2018 02:30	JB
Benzene	BRL	5.0		ug/L	265548	1	08/15/2018 02:30	JB
Bromodichloromethane	BRL	5.0		ug/L	265548	1	08/15/2018 02:30	JB
Bromoform	BRL	5.0		ug/L	265548	1	08/15/2018 02:30	JB
Bromomethane	BRL	5.0		ug/L	265548	1	08/15/2018 02:30	JB
Carbon disulfide	BRL	5.0		ug/L	265548	1	08/15/2018 02:30	JB
Carbon tetrachloride	BRL	5.0		ug/L	265548	1	08/15/2018 02:30	JB
Chlorobenzene	BRL	5.0		ug/L	265548	1	08/15/2018 02:30	JB
Chloroethane	BRL	10		ug/L	265548	1	08/15/2018 02:30	JB
Chloroform	BRL	5.0		ug/L	265548	1	08/15/2018 02:30	JB
Chloromethane	BRL	10		ug/L	265548	1	08/15/2018 02:30	JB
cis-1,2-Dichloroethene	BRL	5.0		ug/L	265548	1	08/15/2018 02:30	JB
cis-1,3-Dichloropropene	BRL	5.0		ug/L	265548	1	08/15/2018 02:30	JB
Cyclohexane	BRL	5.0		ug/L	265548	1	08/15/2018 02:30	JB
Dibromochloromethane	BRL	5.0		ug/L	265548	1	08/15/2018 02:30	JB
Dichlorodifluoromethane	BRL	10		ug/L	265548	1	08/15/2018 02:30	JB
Ethylbenzene	BRL	5.0		ug/L	265548	1	08/15/2018 02:30	JB
Freon-113	BRL	10		ug/L	265548	1	08/15/2018 02:30	JB
Isopropylbenzene	BRL	5.0		ug/L	265548	1	08/15/2018 02:30	JB
m,p-Xylene	BRL	5.0		ug/L	265548	1	08/15/2018 02:30	JB
Methyl acetate	BRL	5.0		ug/L	265548	1	08/15/2018 02:30	JB
Methyl tert-butyl ether	BRL	5.0		ug/L	265548	1	08/15/2018 02:30	JB
Methylcyclohexane	BRL	5.0		ug/L	265548	1	08/15/2018 02:30	JB
Methylene chloride	BRL	5.0		ug/L	265548	1	08/15/2018 02:30	JB
o-Xylene	BRL	5.0		ug/L	265548	1	08/15/2018 02:30	JB

Qualifiers:

- * Value exceeds maximum contaminant level
- BRL Below reporting limit
- H Holding times for preparation or analysis exceeded
- N Analyte not NELAC certified
- B Analyte detected in the associated method blank
- > Greater than Result value
- E Estimated (value above quantitation range)
- S Spike Recovery outside limits due to matrix
- Narr See case narrative
- NC Not confirmed
- < Less than Result value
- J Estimated value detected below Reporting Limit

Analytical Environmental Services, Inc **Date:** 17-Aug-18

Client:	Environmental Planning Specialists, Inc.	**Client Sample ID:**	18219-MW-39
Project Name:	Rheem	**Collection Date:**	8/7/2018 4:45:00 PM
Lab ID:	1808A75-015	**Matrix:**	Groundwater

Analyses	Result	Reporting Limit	Qual	Units	BatchID	Dilution Factor	Date Analyzed	Analyst
TCL VOLATILE ORGANICS SW8260B				**(SW5030B)**				
Styrene	BRL	5.0		ug/L	265548	1	08/15/2018 02:30	JB
Tetrachloroethene	BRL	5.0		ug/L	265548	1	08/15/2018 02:30	JB
Toluene	BRL	5.0		ug/L	265548	1	08/15/2018 02:30	JB
trans-1,2-Dichloroethene	BRL	5.0		ug/L	265548	1	08/15/2018 02:30	JB
trans-1,3-Dichloropropene	BRL	5.0		ug/L	265548	1	08/15/2018 02:30	JB
Trichloroethene	BRL	5.0		ug/L	265548	1	08/15/2018 02:30	JB
Trichlorofluoromethane	BRL	5.0		ug/L	265548	1	08/15/2018 02:30	JB
Vinyl chloride	BRL	2.0		ug/L	265548	1	08/15/2018 02:30	JB
Surr: 4-Bromofluorobenzene	77.8	68-127		%REC	265548	1	08/15/2018 02:30	JB
Surr: Dibromofluoromethane	108	84.4-122		%REC	265548	1	08/15/2018 02:30	JB
Surr: Toluene-d8	92.8	80.1-116		%REC	265548	1	08/15/2018 02:30	JB

Qualifiers:

- * Value exceeds maximum contaminant level
- BRL Below reporting limit
- H Holding times for preparation or analysis exceeded
- N Analyte not NELAC certified
- B Analyte detected in the associated method blank
- > Greater than Result value
- E Estimated (value above quantitation range)
- S Spike Recovery outside limits due to matrix
- Narr See case narrative
- NC Not confirmed
- < Less than Result value
- J Estimated value detected below Reporting Limit

Analytical Environmental Services, Inc **Date:** 17-Aug-18

Client:	Environmental Planning Specialists, Inc.	**Client Sample ID:**	18220-MW-42A
Project Name:	Rheem	**Collection Date:**	8/8/2018 9:45:00 AM
Lab ID:	1808A75-016	**Matrix:**	Groundwater

Analyses	Result	Reporting Limit	Qual	Units	BatchID	Dilution Factor	Date Analyzed	Analyst
TCL VOLATILE ORGANICS SW8260B				**(SW5030B)**				
1,1,1-Trichloroethane	BRL	5.0		ug/L	265548	1	08/15/2018 02:56	JB
1,1,2,2-Tetrachloroethane	BRL	5.0		ug/L	265548	1	08/15/2018 02:56	JB
1,1,2-Trichloroethane	BRL	5.0		ug/L	265548	1	08/15/2018 02:56	JB
1,1-Dichloroethane	BRL	5.0		ug/L	265548	1	08/15/2018 02:56	JB
1,1-Dichloroethene	BRL	5.0		ug/L	265548	1	08/15/2018 02:56	JB
1,2,4-Trichlorobenzene	BRL	5.0		ug/L	265548	1	08/15/2018 02:56	JB
1,2-Dibromo-3-chloropropane	BRL	5.0		ug/L	265548	1	08/15/2018 02:56	JB
1,2-Dibromoethane	BRL	5.0		ug/L	265548	1	08/15/2018 02:56	JB
1,2-Dichlorobenzene	BRL	5.0		ug/L	265548	1	08/15/2018 02:56	JB
1,2-Dichloroethane	BRL	5.0		ug/L	265548	1	08/15/2018 02:56	JB
1,2-Dichloropropane	BRL	5.0		ug/L	265548	1	08/15/2018 02:56	JB
1,3-Dichlorobenzene	BRL	5.0		ug/L	265548	1	08/15/2018 02:56	JB
1,4-Dichlorobenzene	BRL	5.0		ug/L	265548	1	08/15/2018 02:56	JB
2-Butanone	BRL	50		ug/L	265548	1	08/15/2018 02:56	JB
2-Hexanone	BRL	10		ug/L	265548	1	08/15/2018 02:56	JB
4-Methyl-2-pentanone	BRL	10		ug/L	265548	1	08/15/2018 02:56	JB
Acetone	BRL	50		ug/L	265548	1	08/15/2018 02:56	JB
Benzene	BRL	5.0		ug/L	265548	1	08/15/2018 02:56	JB
Bromodichloromethane	BRL	5.0		ug/L	265548	1	08/15/2018 02:56	JB
Bromoform	BRL	5.0		ug/L	265548	1	08/15/2018 02:56	JB
Bromomethane	BRL	5.0		ug/L	265548	1	08/15/2018 02:56	JB
Carbon disulfide	BRL	5.0		ug/L	265548	1	08/15/2018 02:56	JB
Carbon tetrachloride	BRL	5.0		ug/L	265548	1	08/15/2018 02:56	JB
Chlorobenzene	BRL	5.0		ug/L	265548	1	08/15/2018 02:56	JB
Chloroethane	BRL	10		ug/L	265548	1	08/15/2018 02:56	JB
Chloroform	BRL	5.0		ug/L	265548	1	08/15/2018 02:56	JB
Chloromethane	BRL	10		ug/L	265548	1	08/15/2018 02:56	JB
cis-1,2-Dichloroethene	BRL	5.0		ug/L	265548	1	08/15/2018 02:56	JB
cis-1,3-Dichloropropene	BRL	5.0		ug/L	265548	1	08/15/2018 02:56	JB
Cyclohexane	BRL	5.0		ug/L	265548	1	08/15/2018 02:56	JB
Dibromochloromethane	BRL	5.0		ug/L	265548	1	08/15/2018 02:56	JB
Dichlorodifluoromethane	BRL	10		ug/L	265548	1	08/15/2018 02:56	JB
Ethylbenzene	BRL	5.0		ug/L	265548	1	08/15/2018 02:56	JB
Freon-113	BRL	10		ug/L	265548	1	08/15/2018 02:56	JB
Isopropylbenzene	BRL	5.0		ug/L	265548	1	08/15/2018 02:56	JB
m,p-Xylene	BRL	5.0		ug/L	265548	1	08/15/2018 02:56	JB
Methyl acetate	BRL	5.0		ug/L	265548	1	08/15/2018 02:56	JB
Methyl tert-butyl ether	BRL	5.0		ug/L	265548	1	08/15/2018 02:56	JB
Methylcyclohexane	BRL	5.0		ug/L	265548	1	08/15/2018 02:56	JB
Methylene chloride	BRL	5.0		ug/L	265548	1	08/15/2018 02:56	JB
o-Xylene	BRL	5.0		ug/L	265548	1	08/15/2018 02:56	JB

Qualifiers:

- * Value exceeds maximum contaminant level
- BRL Below reporting limit
- H Holding times for preparation or analysis exceeded
- N Analyte not NELAC certified
- B Analyte detected in the associated method blank
- > Greater than Result value
- E Estimated (value above quantitation range)
- S Spike Recovery outside limits due to matrix
- Narr See case narrative
- NC Not confirmed
- < Less than Result value
- J Estimated value detected below Reporting Limit

Analytical Environmental Services, Inc **Date:** 17-Aug-18

Client:	Environmental Planning Specialists, Inc.	**Client Sample ID:**	18220-MW-42A
Project Name:	Rheem	**Collection Date:**	8/8/2018 9:45:00 AM
Lab ID:	1808A75-016	**Matrix:**	Groundwater

Analyses	Result	Reporting Limit	Qual	Units	BatchID	Dilution Factor	Date Analyzed	Analyst
TCL VOLATILE ORGANICS SW8260B				**(SW5030B)**				
Styrene	BRL	5.0		ug/L	265548	1	08/15/2018 02:56	JB
Tetrachloroethene	BRL	5.0		ug/L	265548	1	08/15/2018 02:56	JB
Toluene	BRL	5.0		ug/L	265548	1	08/15/2018 02:56	JB
trans-1,2-Dichloroethene	BRL	5.0		ug/L	265548	1	08/15/2018 02:56	JB
trans-1,3-Dichloropropene	BRL	5.0		ug/L	265548	1	08/15/2018 02:56	JB
Trichloroethene	BRL	5.0		ug/L	265548	1	08/15/2018 02:56	JB
Trichlorofluoromethane	BRL	5.0		ug/L	265548	1	08/15/2018 02:56	JB
Vinyl chloride	BRL	2.0		ug/L	265548	1	08/15/2018 02:56	JB
Surr: 4-Bromofluorobenzene	78.6	68-127		%REC	265548	1	08/15/2018 02:56	JB
Surr: Dibromofluoromethane	109	84.4-122		%REC	265548	1	08/15/2018 02:56	JB
Surr: Toluene-d8	92.7	80.1-116		%REC	265548	1	08/15/2018 02:56	JB

Qualifiers:

- * Value exceeds maximum contaminant level
- BRL Below reporting limit
- H Holding times for preparation or analysis exceeded
- N Analyte not NELAC certified
- B Analyte detected in the associated method blank
- > Greater than Result value
- E Estimated (value above quantitation range)
- S Spike Recovery outside limits due to matrix
- Narr See case narrative
- NC Not confirmed
- < Less than Result value
- J Estimated value detected below Reporting Limit

Analytical Environmental Services, Inc **Date:** 17-Aug-18

Client:	Environmental Planning Specialists, Inc.	**Client Sample ID:**	18220-DUP-1
Project Name:	Rheem	**Collection Date:**	8/8/2018 12:00:00 PM
Lab ID:	1808A75-017	**Matrix:**	Groundwater

Analyses	Result	Reporting Limit	Qual	Units	BatchID	Dilution Factor	Date Analyzed	Analyst
TCL VOLATILE ORGANICS SW8260B				**(SW5030B)**				
1,1,1-Trichloroethane	BRL	5.0		ug/L	265548	1	08/16/2018 12:43	NP
1,1,2,2-Tetrachloroethane	BRL	5.0		ug/L	265548	1	08/16/2018 12:43	NP
1,1,2-Trichloroethane	BRL	5.0		ug/L	265548	1	08/16/2018 12:43	NP
1,1-Dichloroethane	BRL	5.0		ug/L	265548	1	08/16/2018 12:43	NP
1,1-Dichloroethene	BRL	5.0		ug/L	265548	1	08/16/2018 12:43	NP
1,2,4-Trichlorobenzene	BRL	5.0		ug/L	265548	1	08/16/2018 12:43	NP
1,2-Dibromo-3-chloropropane	BRL	5.0		ug/L	265548	1	08/16/2018 12:43	NP
1,2-Dibromoethane	BRL	5.0		ug/L	265548	1	08/16/2018 12:43	NP
1,2-Dichlorobenzene	BRL	5.0		ug/L	265548	1	08/16/2018 12:43	NP
1,2-Dichloroethane	BRL	5.0		ug/L	265548	1	08/16/2018 12:43	NP
1,2-Dichloropropane	BRL	5.0		ug/L	265548	1	08/16/2018 12:43	NP
1,3-Dichlorobenzene	BRL	5.0		ug/L	265548	1	08/16/2018 12:43	NP
1,4-Dichlorobenzene	BRL	5.0		ug/L	265548	1	08/16/2018 12:43	NP
2-Butanone	BRL	50		ug/L	265548	1	08/16/2018 12:43	NP
2-Hexanone	BRL	10		ug/L	265548	1	08/16/2018 12:43	NP
4-Methyl-2-pentanone	BRL	10		ug/L	265548	1	08/16/2018 12:43	NP
Acetone	BRL	50		ug/L	265548	1	08/16/2018 12:43	NP
Benzene	BRL	5.0		ug/L	265548	1	08/16/2018 12:43	NP
Bromodichloromethane	BRL	5.0		ug/L	265548	1	08/16/2018 12:43	NP
Bromoform	BRL	5.0		ug/L	265548	1	08/16/2018 12:43	NP
Bromomethane	BRL	5.0		ug/L	265548	1	08/16/2018 12:43	NP
Carbon disulfide	BRL	5.0		ug/L	265548	1	08/16/2018 12:43	NP
Carbon tetrachloride	BRL	5.0		ug/L	265548	1	08/16/2018 12:43	NP
Chlorobenzene	BRL	5.0		ug/L	265548	1	08/16/2018 12:43	NP
Chloroethane	BRL	10		ug/L	265548	1	08/16/2018 12:43	NP
Chloroform	BRL	5.0		ug/L	265548	1	08/16/2018 12:43	NP
Chloromethane	BRL	10		ug/L	265548	1	08/16/2018 12:43	NP
cis-1,2-Dichloroethene	BRL	5.0		ug/L	265548	1	08/16/2018 12:43	NP
cis-1,3-Dichloropropene	BRL	5.0		ug/L	265548	1	08/16/2018 12:43	NP
Cyclohexane	BRL	5.0		ug/L	265548	1	08/16/2018 12:43	NP
Dibromochloromethane	BRL	5.0		ug/L	265548	1	08/16/2018 12:43	NP
Dichlorodifluoromethane	BRL	10		ug/L	265548	1	08/16/2018 12:43	NP
Ethylbenzene	BRL	5.0		ug/L	265548	1	08/16/2018 12:43	NP
Freon-113	BRL	10		ug/L	265548	1	08/16/2018 12:43	NP
Isopropylbenzene	BRL	5.0		ug/L	265548	1	08/16/2018 12:43	NP
m,p-Xylene	BRL	5.0		ug/L	265548	1	08/16/2018 12:43	NP
Methyl acetate	BRL	5.0		ug/L	265548	1	08/16/2018 12:43	NP
Methyl tert-butyl ether	BRL	5.0		ug/L	265548	1	08/16/2018 12:43	NP
Methylcyclohexane	BRL	5.0		ug/L	265548	1	08/16/2018 12:43	NP
Methylene chloride	BRL	5.0		ug/L	265548	1	08/16/2018 12:43	NP
o-Xylene	BRL	5.0		ug/L	265548	1	08/16/2018 12:43	NP

Qualifiers:

- * Value exceeds maximum contaminant level
- BRL Below reporting limit
- H Holding times for preparation or analysis exceeded
- N Analyte not NELAC certified
- B Analyte detected in the associated method blank
- > Greater than Result value
- E Estimated (value above quantitation range)
- S Spike Recovery outside limits due to matrix
- Narr See case narrative
- NC Not confirmed
- < Less than Result value
- J Estimated value detected below Reporting Limit

Analytical Environmental Services, Inc **Date:** 17-Aug-18

Client:	Environmental Planning Specialists, Inc.	**Client Sample ID:**	18220-DUP-1
Project Name:	Rheem	**Collection Date:**	8/8/2018 12:00:00 PM
Lab ID:	1808A75-017	**Matrix:**	Groundwater

Analyses	Result	Reporting Limit	Qual	Units	BatchID	Dilution Factor	Date Analyzed	Analyst
TCL VOLATILE ORGANICS SW8260B				**(SW5030B)**				
Styrene	BRL	5.0		ug/L	265548	1	08/16/2018 12:43	NP
Tetrachloroethene	BRL	5.0		ug/L	265548	1	08/16/2018 12:43	NP
Toluene	BRL	5.0		ug/L	265548	1	08/16/2018 12:43	NP
trans-1,2-Dichloroethene	BRL	5.0		ug/L	265548	1	08/16/2018 12:43	NP
trans-1,3-Dichloropropene	BRL	5.0		ug/L	265548	1	08/16/2018 12:43	NP
Trichloroethene	BRL	5.0		ug/L	265548	1	08/16/2018 12:43	NP
Trichlorofluoromethane	BRL	5.0		ug/L	265548	1	08/16/2018 12:43	NP
Vinyl chloride	BRL	2.0		ug/L	265548	1	08/16/2018 12:43	NP
Surr: 4-Bromofluorobenzene	73.1	68-127		%REC	265548	1	08/16/2018 12:43	NP
Surr: Dibromofluoromethane	110	84.4-122		%REC	265548	1	08/16/2018 12:43	NP
Surr: Toluene-d8	92.1	80.1-116		%REC	265548	1	08/16/2018 12:43	NP

Qualifiers:

*	Value exceeds maximum contaminant level	E	Estimated (value above quantitation range)
BRL	Below reporting limit	S	Spike Recovery outside limits due to matrix
H	Holding times for preparation or analysis exceeded	Narr	See case narrative
N	Analyte not NELAC certified	NC	Not confirmed
B	Analyte detected in the associated method blank	<	Less than Result value
>	Greater than Result value	J	Estimated value detected below Reporting Limit

Analytical Environmental Services, Inc **Date:** 17-Aug-18

Client:	Environmental Planning Specialists, Inc.	**Client Sample ID:**	18220-MW-40E
Project Name:	Rheem	**Collection Date:**	8/8/2018 10:25:00 AM
Lab ID:	1808A75-018	**Matrix:**	Groundwater

Analyses	Result	Reporting Limit	Qual	Units	BatchID	Dilution Factor	Date Analyzed	Analyst
TCL VOLATILE ORGANICS SW8260B				**(SW5030B)**				
1,1,1-Trichloroethane	BRL	5.0		ug/L	265548	1	08/16/2018 13:07	NP
1,1,2,2-Tetrachloroethane	BRL	5.0		ug/L	265548	1	08/16/2018 13:07	NP
1,1,2-Trichloroethane	BRL	5.0		ug/L	265548	1	08/16/2018 13:07	NP
1,1-Dichloroethane	BRL	5.0		ug/L	265548	1	08/16/2018 13:07	NP
1,1-Dichloroethene	BRL	5.0		ug/L	265548	1	08/16/2018 13:07	NP
1,2,4-Trichlorobenzene	BRL	5.0		ug/L	265548	1	08/16/2018 13:07	NP
1,2-Dibromo-3-chloropropane	BRL	5.0		ug/L	265548	1	08/16/2018 13:07	NP
1,2-Dibromoethane	BRL	5.0		ug/L	265548	1	08/16/2018 13:07	NP
1,2-Dichlorobenzene	BRL	5.0		ug/L	265548	1	08/16/2018 13:07	NP
1,2-Dichloroethane	BRL	5.0		ug/L	265548	1	08/16/2018 13:07	NP
1,2-Dichloropropane	BRL	5.0		ug/L	265548	1	08/16/2018 13:07	NP
1,3-Dichlorobenzene	BRL	5.0		ug/L	265548	1	08/16/2018 13:07	NP
1,4-Dichlorobenzene	BRL	5.0		ug/L	265548	1	08/16/2018 13:07	NP
2-Butanone	BRL	50		ug/L	265548	1	08/16/2018 13:07	NP
2-Hexanone	BRL	10		ug/L	265548	1	08/16/2018 13:07	NP
4-Methyl-2-pentanone	BRL	10		ug/L	265548	1	08/16/2018 13:07	NP
Acetone	BRL	50		ug/L	265548	1	08/16/2018 13:07	NP
Benzene	BRL	5.0		ug/L	265548	1	08/16/2018 13:07	NP
Bromodichloromethane	BRL	5.0		ug/L	265548	1	08/16/2018 13:07	NP
Bromoform	BRL	5.0		ug/L	265548	1	08/16/2018 13:07	NP
Bromomethane	BRL	5.0		ug/L	265548	1	08/16/2018 13:07	NP
Carbon disulfide	BRL	5.0		ug/L	265548	1	08/16/2018 13:07	NP
Carbon tetrachloride	BRL	5.0		ug/L	265548	1	08/16/2018 13:07	NP
Chlorobenzene	BRL	5.0		ug/L	265548	1	08/16/2018 13:07	NP
Chloroethane	BRL	10		ug/L	265548	1	08/16/2018 13:07	NP
Chloroform	BRL	5.0		ug/L	265548	1	08/16/2018 13:07	NP
Chloromethane	BRL	10		ug/L	265548	1	08/16/2018 13:07	NP
cis-1,2-Dichloroethene	BRL	5.0		ug/L	265548	1	08/16/2018 13:07	NP
cis-1,3-Dichloropropene	BRL	5.0		ug/L	265548	1	08/16/2018 13:07	NP
Cyclohexane	BRL	5.0		ug/L	265548	1	08/16/2018 13:07	NP
Dibromochloromethane	BRL	5.0		ug/L	265548	1	08/16/2018 13:07	NP
Dichlorodifluoromethane	BRL	10		ug/L	265548	1	08/16/2018 13:07	NP
Ethylbenzene	BRL	5.0		ug/L	265548	1	08/16/2018 13:07	NP
Freon-113	BRL	10		ug/L	265548	1	08/16/2018 13:07	NP
Isopropylbenzene	BRL	5.0		ug/L	265548	1	08/16/2018 13:07	NP
m,p-Xylene	BRL	5.0		ug/L	265548	1	08/16/2018 13:07	NP
Methyl acetate	BRL	5.0		ug/L	265548	1	08/16/2018 13:07	NP
Methyl tert-butyl ether	BRL	5.0		ug/L	265548	1	08/16/2018 13:07	NP
Methylcyclohexane	BRL	5.0		ug/L	265548	1	08/16/2018 13:07	NP
Methylene chloride	BRL	5.0		ug/L	265548	1	08/16/2018 13:07	NP
o-Xylene	BRL	5.0		ug/L	265548	1	08/16/2018 13:07	NP

Qualifiers:

- * Value exceeds maximum contaminant level
- BRL Below reporting limit
- H Holding times for preparation or analysis exceeded
- N Analyte not NELAC certified
- B Analyte detected in the associated method blank
- > Greater than Result value
- E Estimated (value above quantitation range)
- S Spike Recovery outside limits due to matrix
- Narr See case narrative
- NC Not confirmed
- < Less than Result value
- J Estimated value detected below Reporting Limit

Analytical Environmental Services, Inc **Date:** 17-Aug-18

Client:	Environmental Planning Specialists, Inc.	**Client Sample ID:**	18220-MW-40E
Project Name:	Rheem	**Collection Date:**	8/8/2018 10:25:00 AM
Lab ID:	1808A75-018	**Matrix:**	Groundwater

Analyses	Result	Reporting Limit	Qual	Units	BatchID	Dilution Factor	Date Analyzed	Analyst
TCL VOLATILE ORGANICS SW8260B				**(SW5030B)**				
Styrene	BRL	5.0		ug/L	265548	1	08/16/2018 13:07	NP
Tetrachloroethene	BRL	5.0		ug/L	265548	1	08/16/2018 13:07	NP
Toluene	BRL	5.0		ug/L	265548	1	08/16/2018 13:07	NP
trans-1,2-Dichloroethene	BRL	5.0		ug/L	265548	1	08/16/2018 13:07	NP
trans-1,3-Dichloropropene	BRL	5.0		ug/L	265548	1	08/16/2018 13:07	NP
Trichloroethene	BRL	5.0		ug/L	265548	1	08/16/2018 13:07	NP
Trichlorofluoromethane	BRL	5.0		ug/L	265548	1	08/16/2018 13:07	NP
Vinyl chloride	BRL	2.0		ug/L	265548	1	08/16/2018 13:07	NP
Surr: 4-Bromofluorobenzene	73.4	68-127		%REC	265548	1	08/16/2018 13:07	NP
Surr: Dibromofluoromethane	109	84.4-122		%REC	265548	1	08/16/2018 13:07	NP
Surr: Toluene-d8	91.3	80.1-116		%REC	265548	1	08/16/2018 13:07	NP

Qualifiers:

*	Value exceeds maximum contaminant level	E	Estimated (value above quantitation range)
BRL	Below reporting limit	S	Spike Recovery outside limits due to matrix
H	Holding times for preparation or analysis exceeded	Narr	See case narrative
N	Analyte not NELAC certified	NC	Not confirmed
B	Analyte detected in the associated method blank	<	Less than Result value
>	Greater than Result value	J	Estimated value detected below Reporting Limit

Analytical Environmental Services, Inc **Date:** 17-Aug-18

Client:	Environmental Planning Specialists, Inc.	**Client Sample ID:**	18220-MW-42B
Project Name:	Rheem	**Collection Date:**	8/8/2018 10:50:00 AM
Lab ID:	1808A75-019	**Matrix:**	Groundwater

Analyses	Result	Reporting Limit	Qual	Units	BatchID	Dilution Factor	Date Analyzed	Analyst
TCL VOLATILE ORGANICS SW8260B				**(SW5030B)**				
1,1,1-Trichloroethane	BRL	5.0		ug/L	265548	1	08/15/2018 03:22	JB
1,1,2,2-Tetrachloroethane	BRL	5.0		ug/L	265548	1	08/15/2018 03:22	JB
1,1,2-Trichloroethane	BRL	5.0		ug/L	265548	1	08/15/2018 03:22	JB
1,1-Dichloroethane	BRL	5.0		ug/L	265548	1	08/15/2018 03:22	JB
1,1-Dichloroethene	BRL	5.0		ug/L	265548	1	08/15/2018 03:22	JB
1,2,4-Trichlorobenzene	BRL	5.0		ug/L	265548	1	08/15/2018 03:22	JB
1,2-Dibromo-3-chloropropane	BRL	5.0		ug/L	265548	1	08/15/2018 03:22	JB
1,2-Dibromoethane	BRL	5.0		ug/L	265548	1	08/15/2018 03:22	JB
1,2-Dichlorobenzene	BRL	5.0		ug/L	265548	1	08/15/2018 03:22	JB
1,2-Dichloroethane	BRL	5.0		ug/L	265548	1	08/15/2018 03:22	JB
1,2-Dichloropropane	BRL	5.0		ug/L	265548	1	08/15/2018 03:22	JB
1,3-Dichlorobenzene	BRL	5.0		ug/L	265548	1	08/15/2018 03:22	JB
1,4-Dichlorobenzene	BRL	5.0		ug/L	265548	1	08/15/2018 03:22	JB
2-Butanone	BRL	50		ug/L	265548	1	08/15/2018 03:22	JB
2-Hexanone	BRL	10		ug/L	265548	1	08/15/2018 03:22	JB
4-Methyl-2-pentanone	BRL	10		ug/L	265548	1	08/15/2018 03:22	JB
Acetone	BRL	50		ug/L	265548	1	08/15/2018 03:22	JB
Benzene	BRL	5.0		ug/L	265548	1	08/15/2018 03:22	JB
Bromodichloromethane	BRL	5.0		ug/L	265548	1	08/15/2018 03:22	JB
Bromoform	BRL	5.0		ug/L	265548	1	08/15/2018 03:22	JB
Bromomethane	BRL	5.0		ug/L	265548	1	08/15/2018 03:22	JB
Carbon disulfide	BRL	5.0		ug/L	265548	1	08/15/2018 03:22	JB
Carbon tetrachloride	BRL	5.0		ug/L	265548	1	08/15/2018 03:22	JB
Chlorobenzene	BRL	5.0		ug/L	265548	1	08/15/2018 03:22	JB
Chloroethane	BRL	10		ug/L	265548	1	08/15/2018 03:22	JB
Chloroform	BRL	5.0		ug/L	265548	1	08/15/2018 03:22	JB
Chloromethane	BRL	10		ug/L	265548	1	08/15/2018 03:22	JB
cis-1,2-Dichloroethene	BRL	5.0		ug/L	265548	1	08/15/2018 03:22	JB
cis-1,3-Dichloropropene	BRL	5.0		ug/L	265548	1	08/15/2018 03:22	JB
Cyclohexane	BRL	5.0		ug/L	265548	1	08/15/2018 03:22	JB
Dibromochloromethane	BRL	5.0		ug/L	265548	1	08/15/2018 03:22	JB
Dichlorodifluoromethane	BRL	10		ug/L	265548	1	08/15/2018 03:22	JB
Ethylbenzene	BRL	5.0		ug/L	265548	1	08/15/2018 03:22	JB
Freon-113	BRL	10		ug/L	265548	1	08/15/2018 03:22	JB
Isopropylbenzene	BRL	5.0		ug/L	265548	1	08/15/2018 03:22	JB
m,p-Xylene	BRL	5.0		ug/L	265548	1	08/15/2018 03:22	JB
Methyl acetate	BRL	5.0		ug/L	265548	1	08/15/2018 03:22	JB
Methyl tert-butyl ether	BRL	5.0		ug/L	265548	1	08/15/2018 03:22	JB
Methylcyclohexane	BRL	5.0		ug/L	265548	1	08/15/2018 03:22	JB
Methylene chloride	BRL	5.0		ug/L	265548	1	08/15/2018 03:22	JB
o-Xylene	BRL	5.0		ug/L	265548	1	08/15/2018 03:22	JB

Qualifiers:

- * Value exceeds maximum contaminant level
- BRL Below reporting limit
- H Holding times for preparation or analysis exceeded
- N Analyte not NELAC certified
- B Analyte detected in the associated method blank
- > Greater than Result value
- E Estimated (value above quantitation range)
- S Spike Recovery outside limits due to matrix
- Narr See case narrative
- NC Not confirmed
- < Less than Result value
- J Estimated value detected below Reporting Limit

Analytical Environmental Services, Inc **Date:** 17-Aug-18

Client:	Environmental Planning Specialists, Inc.	**Client Sample ID:**	18220-MW-42B
Project Name:	Rheem	**Collection Date:**	8/8/2018 10:50:00 AM
Lab ID:	1808A75-019	**Matrix:**	Groundwater

Analyses	Result	Reporting Limit	Qual	Units	BatchID	Dilution Factor	Date Analyzed	Analyst
TCL VOLATILE ORGANICS SW8260B				**(SW5030B)**				
Styrene	BRL	5.0		ug/L	265548	1	08/15/2018 03:22	JB
Tetrachloroethene	BRL	5.0		ug/L	265548	1	08/15/2018 03:22	JB
Toluene	BRL	5.0		ug/L	265548	1	08/15/2018 03:22	JB
trans-1,2-Dichloroethene	BRL	5.0		ug/L	265548	1	08/15/2018 03:22	JB
trans-1,3-Dichloropropene	BRL	5.0		ug/L	265548	1	08/15/2018 03:22	JB
Trichloroethene	BRL	5.0		ug/L	265548	1	08/15/2018 03:22	JB
Trichlorofluoromethane	BRL	5.0		ug/L	265548	1	08/15/2018 03:22	JB
Vinyl chloride	BRL	2.0		ug/L	265548	1	08/15/2018 03:22	JB
Surr: 4-Bromofluorobenzene	78.6	68-127		%REC	265548	1	08/15/2018 03:22	JB
Surr: Dibromofluoromethane	109	84.4-122		%REC	265548	1	08/15/2018 03:22	JB
Surr: Toluene-d8	93.9	80.1-116		%REC	265548	1	08/15/2018 03:22	JB

Qualifiers:

*	Value exceeds maximum contaminant level	E	Estimated (value above quantitation range)
BRL	Below reporting limit	S	Spike Recovery outside limits due to matrix
H	Holding times for preparation or analysis exceeded	Narr	See case narrative
N	Analyte not NELAC certified	NC	Not confirmed
B	Analyte detected in the associated method blank	<	Less than Result value
>	Greater than Result value	J	Estimated value detected below Reporting Limit

Analytical Environmental Services, Inc **Date:** 17-Aug-18

Client:	Environmental Planning Specialists, Inc.	**Client Sample ID:**	18220-MW-40D
Project Name:	Rheem	**Collection Date:**	8/8/2018 11:05:00 AM
Lab ID:	1808A75-020	**Matrix:**	Groundwater

Analyses	Result	Reporting Limit	Qual	Units	BatchID	Dilution Factor	Date Analyzed	Analyst
TCL VOLATILE ORGANICS SW8260B				**(SW5030B)**				
1,1,1-Trichloroethane	BRL	5.0		ug/L	265548	1	08/16/2018 13:31	NP
1,1,2,2-Tetrachloroethane	BRL	5.0		ug/L	265548	1	08/16/2018 13:31	NP
1,1,2-Trichloroethane	BRL	5.0		ug/L	265548	1	08/16/2018 13:31	NP
1,1-Dichloroethane	BRL	5.0		ug/L	265548	1	08/16/2018 13:31	NP
1,1-Dichloroethene	BRL	5.0		ug/L	265548	1	08/16/2018 13:31	NP
1,2,4-Trichlorobenzene	BRL	5.0		ug/L	265548	1	08/16/2018 13:31	NP
1,2-Dibromo-3-chloropropane	BRL	5.0		ug/L	265548	1	08/16/2018 13:31	NP
1,2-Dibromoethane	BRL	5.0		ug/L	265548	1	08/16/2018 13:31	NP
1,2-Dichlorobenzene	BRL	5.0		ug/L	265548	1	08/16/2018 13:31	NP
1,2-Dichloroethane	BRL	5.0		ug/L	265548	1	08/16/2018 13:31	NP
1,2-Dichloropropane	BRL	5.0		ug/L	265548	1	08/16/2018 13:31	NP
1,3-Dichlorobenzene	BRL	5.0		ug/L	265548	1	08/16/2018 13:31	NP
1,4-Dichlorobenzene	BRL	5.0		ug/L	265548	1	08/16/2018 13:31	NP
2-Butanone	BRL	50		ug/L	265548	1	08/16/2018 13:31	NP
2-Hexanone	BRL	10		ug/L	265548	1	08/16/2018 13:31	NP
4-Methyl-2-pentanone	BRL	10		ug/L	265548	1	08/16/2018 13:31	NP
Acetone	BRL	50		ug/L	265548	1	08/16/2018 13:31	NP
Benzene	BRL	5.0		ug/L	265548	1	08/16/2018 13:31	NP
Bromodichloromethane	BRL	5.0		ug/L	265548	1	08/16/2018 13:31	NP
Bromoform	BRL	5.0		ug/L	265548	1	08/16/2018 13:31	NP
Bromomethane	BRL	5.0		ug/L	265548	1	08/16/2018 13:31	NP
Carbon disulfide	BRL	5.0		ug/L	265548	1	08/16/2018 13:31	NP
Carbon tetrachloride	BRL	5.0		ug/L	265548	1	08/16/2018 13:31	NP
Chlorobenzene	BRL	5.0		ug/L	265548	1	08/16/2018 13:31	NP
Chloroethane	BRL	10		ug/L	265548	1	08/16/2018 13:31	NP
Chloroform	BRL	5.0		ug/L	265548	1	08/16/2018 13:31	NP
Chloromethane	BRL	10		ug/L	265548	1	08/16/2018 13:31	NP
cis-1,2-Dichloroethene	BRL	5.0		ug/L	265548	1	08/16/2018 13:31	NP
cis-1,3-Dichloropropene	BRL	5.0		ug/L	265548	1	08/16/2018 13:31	NP
Cyclohexane	BRL	5.0		ug/L	265548	1	08/16/2018 13:31	NP
Dibromochloromethane	BRL	5.0		ug/L	265548	1	08/16/2018 13:31	NP
Dichlorodifluoromethane	BRL	10		ug/L	265548	1	08/16/2018 13:31	NP
Ethylbenzene	BRL	5.0		ug/L	265548	1	08/16/2018 13:31	NP
Freon-113	BRL	10		ug/L	265548	1	08/16/2018 13:31	NP
Isopropylbenzene	BRL	5.0		ug/L	265548	1	08/16/2018 13:31	NP
m,p-Xylene	BRL	5.0		ug/L	265548	1	08/16/2018 13:31	NP
Methyl acetate	BRL	5.0		ug/L	265548	1	08/16/2018 13:31	NP
Methyl tert-butyl ether	BRL	5.0		ug/L	265548	1	08/16/2018 13:31	NP
Methylcyclohexane	BRL	5.0		ug/L	265548	1	08/16/2018 13:31	NP
Methylene chloride	BRL	5.0		ug/L	265548	1	08/16/2018 13:31	NP
o-Xylene	BRL	5.0		ug/L	265548	1	08/16/2018 13:31	NP

Qualifiers:

- * Value exceeds maximum contaminant level
- BRL Below reporting limit
- H Holding times for preparation or analysis exceeded
- N Analyte not NELAC certified
- B Analyte detected in the associated method blank
- > Greater than Result value
- E Estimated (value above quantitation range)
- S Spike Recovery outside limits due to matrix
- Narr See case narrative
- NC Not confirmed
- < Less than Result value
- J Estimated value detected below Reporting Limit

Analytical Environmental Services, Inc **Date:** 17-Aug-18

Client:	Environmental Planning Specialists, Inc.	**Client Sample ID:**	18220-MW-40D
Project Name:	Rheem	**Collection Date:**	8/8/2018 11:05:00 AM
Lab ID:	1808A75-020	**Matrix:**	Groundwater

Analyses	Result	Reporting Limit	Qual	Units	BatchID	Dilution Factor	Date Analyzed	Analyst
TCL VOLATILE ORGANICS SW8260B				**(SW5030B)**				
Styrene	BRL	5.0		ug/L	265548	1	08/16/2018 13:31	NP
Tetrachloroethene	BRL	5.0		ug/L	265548	1	08/16/2018 13:31	NP
Toluene	BRL	5.0		ug/L	265548	1	08/16/2018 13:31	NP
trans-1,2-Dichloroethene	BRL	5.0		ug/L	265548	1	08/16/2018 13:31	NP
trans-1,3-Dichloropropene	BRL	5.0		ug/L	265548	1	08/16/2018 13:31	NP
Trichloroethene	79	5.0		ug/L	265548	1	08/16/2018 13:31	NP
Trichlorofluoromethane	BRL	5.0		ug/L	265548	1	08/16/2018 13:31	NP
Vinyl chloride	BRL	2.0		ug/L	265548	1	08/16/2018 13:31	NP
Surr: 4-Bromofluorobenzene	72.1	68-127		%REC	265548	1	08/16/2018 13:31	NP
Surr: Dibromofluoromethane	111	84.4-122		%REC	265548	1	08/16/2018 13:31	NP
Surr: Toluene-d8	92	80.1-116		%REC	265548	1	08/16/2018 13:31	NP

Qualifiers:

*	Value exceeds maximum contaminant level	E	Estimated (value above quantitation range)
BRL	Below reporting limit	S	Spike Recovery outside limits due to matrix
H	Holding times for preparation or analysis exceeded	Narr	See case narrative
N	Analyte not NELAC certified	NC	Not confirmed
B	Analyte detected in the associated method blank	<	Less than Result value
>	Greater than Result value	J	Estimated value detected below Reporting Limit

Analytical Environmental Services, Inc **Date:** 17-Aug-18

Client:	Environmental Planning Specialists, Inc.	**Client Sample ID:**	18220-MW-42C
Project Name:	Rheem	**Collection Date:**	8/8/2018 12:00:00 PM
Lab ID:	1808A75-021	**Matrix:**	Groundwater

Analyses	Result	Reporting Limit	Qual	Units	BatchID	Dilution Factor	Date Analyzed	Analyst
TCL VOLATILE ORGANICS SW8260B				**(SW5030B)**				
1,1,1-Trichloroethane	BRL	5.0		ug/L	265566	1	08/15/2018 15:24	NP
1,1,2,2-Tetrachloroethane	BRL	5.0		ug/L	265566	1	08/15/2018 15:24	NP
1,1,2-Trichloroethane	BRL	5.0		ug/L	265566	1	08/15/2018 15:24	NP
1,1-Dichloroethane	BRL	5.0		ug/L	265566	1	08/15/2018 15:24	NP
1,1-Dichloroethene	BRL	5.0		ug/L	265566	1	08/15/2018 15:24	NP
1,2,4-Trichlorobenzene	BRL	5.0		ug/L	265566	1	08/15/2018 15:24	NP
1,2-Dibromo-3-chloropropane	BRL	5.0		ug/L	265566	1	08/15/2018 15:24	NP
1,2-Dibromoethane	BRL	5.0		ug/L	265566	1	08/15/2018 15:24	NP
1,2-Dichlorobenzene	BRL	5.0		ug/L	265566	1	08/15/2018 15:24	NP
1,2-Dichloroethane	BRL	5.0		ug/L	265566	1	08/15/2018 15:24	NP
1,2-Dichloropropane	BRL	5.0		ug/L	265566	1	08/15/2018 15:24	NP
1,3-Dichlorobenzene	BRL	5.0		ug/L	265566	1	08/15/2018 15:24	NP
1,4-Dichlorobenzene	BRL	5.0		ug/L	265566	1	08/15/2018 15:24	NP
2-Butanone	BRL	50		ug/L	265566	1	08/15/2018 15:24	NP
2-Hexanone	BRL	10		ug/L	265566	1	08/15/2018 15:24	NP
4-Methyl-2-pentanone	BRL	10		ug/L	265566	1	08/15/2018 15:24	NP
Acetone	BRL	50		ug/L	265566	1	08/15/2018 15:24	NP
Benzene	BRL	5.0		ug/L	265566	1	08/15/2018 15:24	NP
Bromodichloromethane	BRL	5.0		ug/L	265566	1	08/15/2018 15:24	NP
Bromoform	BRL	5.0		ug/L	265566	1	08/15/2018 15:24	NP
Bromomethane	BRL	5.0		ug/L	265566	1	08/15/2018 15:24	NP
Carbon disulfide	BRL	5.0		ug/L	265566	1	08/15/2018 15:24	NP
Carbon tetrachloride	BRL	5.0		ug/L	265566	1	08/15/2018 15:24	NP
Chlorobenzene	BRL	5.0		ug/L	265566	1	08/15/2018 15:24	NP
Chloroethane	BRL	10		ug/L	265566	1	08/15/2018 15:24	NP
Chloroform	BRL	5.0		ug/L	265566	1	08/15/2018 15:24	NP
Chloromethane	BRL	10		ug/L	265566	1	08/15/2018 15:24	NP
cis-1,2-Dichloroethene	BRL	5.0		ug/L	265566	1	08/15/2018 15:24	NP
cis-1,3-Dichloropropene	BRL	5.0		ug/L	265566	1	08/15/2018 15:24	NP
Cyclohexane	BRL	5.0		ug/L	265566	1	08/15/2018 15:24	NP
Dibromochloromethane	BRL	5.0		ug/L	265566	1	08/15/2018 15:24	NP
Dichlorodifluoromethane	BRL	10		ug/L	265566	1	08/15/2018 15:24	NP
Ethylbenzene	BRL	5.0		ug/L	265566	1	08/15/2018 15:24	NP
Freon-113	BRL	10		ug/L	265566	1	08/15/2018 15:24	NP
Isopropylbenzene	BRL	5.0		ug/L	265566	1	08/15/2018 15:24	NP
m,p-Xylene	BRL	5.0		ug/L	265566	1	08/15/2018 15:24	NP
Methyl acetate	BRL	5.0		ug/L	265566	1	08/15/2018 15:24	NP
Methyl tert-butyl ether	BRL	5.0		ug/L	265566	1	08/15/2018 15:24	NP
Methylcyclohexane	BRL	5.0		ug/L	265566	1	08/15/2018 15:24	NP
Methylene chloride	BRL	5.0		ug/L	265566	1	08/15/2018 15:24	NP
o-Xylene	BRL	5.0		ug/L	265566	1	08/15/2018 15:24	NP

Qualifiers:

- * Value exceeds maximum contaminant level
- BRL Below reporting limit
- H Holding times for preparation or analysis exceeded
- N Analyte not NELAC certified
- B Analyte detected in the associated method blank
- > Greater than Result value
- E Estimated (value above quantitation range)
- S Spike Recovery outside limits due to matrix
- Narr See case narrative
- NC Not confirmed
- < Less than Result value
- J Estimated value detected below Reporting Limit

Analytical Environmental Services, Inc **Date:** 17-Aug-18

Client:	Environmental Planning Specialists, Inc.	**Client Sample ID:**	18220-MW-42C
Project Name:	Rheem	**Collection Date:**	8/8/2018 12:00:00 PM
Lab ID:	1808A75-021	**Matrix:**	Groundwater

Analyses	Result	Reporting Limit	Qual	Units	BatchID	Dilution Factor	Date Analyzed	Analyst
TCL VOLATILE ORGANICS SW8260B				**(SW5030B)**				
Styrene	BRL	5.0		ug/L	265566	1	08/15/2018 15:24	NP
Tetrachloroethene	BRL	5.0		ug/L	265566	1	08/15/2018 15:24	NP
Toluene	BRL	5.0		ug/L	265566	1	08/15/2018 15:24	NP
trans-1,2-Dichloroethene	BRL	5.0		ug/L	265566	1	08/15/2018 15:24	NP
trans-1,3-Dichloropropene	BRL	5.0		ug/L	265566	1	08/15/2018 15:24	NP
Trichloroethene	21	5.0		ug/L	265566	1	08/15/2018 15:24	NP
Trichlorofluoromethane	BRL	5.0		ug/L	265566	1	08/15/2018 15:24	NP
Vinyl chloride	5.4	2.0		ug/L	265566	1	08/15/2018 15:24	NP
Surr: 4-Bromofluorobenzene	80.4	68-127		%REC	265566	1	08/15/2018 15:24	NP
Surr: Dibromofluoromethane	100	84.4-122		%REC	265566	1	08/15/2018 15:24	NP
Surr: Toluene-d8	90.3	80.1-116		%REC	265566	1	08/15/2018 15:24	NP

Qualifiers:

- * Value exceeds maximum contaminant level
- BRL Below reporting limit
- H Holding times for preparation or analysis exceeded
- N Analyte not NELAC certified
- B Analyte detected in the associated method blank
- > Greater than Result value
- E Estimated (value above quantitation range)
- S Spike Recovery outside limits due to matrix
- Narr See case narrative
- NC Not confirmed
- < Less than Result value
- J Estimated value detected below Reporting Limit

Analytical Environmental Services, Inc **Date:** 17-Aug-18

Client:	Environmental Planning Specialists, Inc.	**Client Sample ID:**	18220-MW-40A
Project Name:	Rheem	**Collection Date:**	8/8/2018 3:40:00 PM
Lab ID:	1808A75-022	**Matrix:**	Groundwater

Analyses	Result	Reporting Limit	Qual	Units	BatchID	Dilution Factor	Date Analyzed	Analyst
TCL VOLATILE ORGANICS SW8260B				**(SW5030B)**				
1,1,1-Trichloroethane	BRL	5.0		ug/L	265566	1	08/15/2018 16:36	NP
1,1,2,2-Tetrachloroethane	BRL	5.0		ug/L	265566	1	08/15/2018 16:36	NP
1,1,2-Trichloroethane	BRL	5.0		ug/L	265566	1	08/15/2018 16:36	NP
1,1-Dichloroethane	BRL	5.0		ug/L	265566	1	08/15/2018 16:36	NP
1,1-Dichloroethene	BRL	5.0		ug/L	265566	1	08/15/2018 16:36	NP
1,2,4-Trichlorobenzene	BRL	5.0		ug/L	265566	1	08/15/2018 16:36	NP
1,2-Dibromo-3-chloropropane	BRL	5.0		ug/L	265566	1	08/15/2018 16:36	NP
1,2-Dibromoethane	BRL	5.0		ug/L	265566	1	08/15/2018 16:36	NP
1,2-Dichlorobenzene	BRL	5.0		ug/L	265566	1	08/15/2018 16:36	NP
1,2-Dichloroethane	BRL	5.0		ug/L	265566	1	08/15/2018 16:36	NP
1,2-Dichloropropane	BRL	5.0		ug/L	265566	1	08/15/2018 16:36	NP
1,3-Dichlorobenzene	BRL	5.0		ug/L	265566	1	08/15/2018 16:36	NP
1,4-Dichlorobenzene	BRL	5.0		ug/L	265566	1	08/15/2018 16:36	NP
2-Butanone	BRL	50		ug/L	265566	1	08/15/2018 16:36	NP
2-Hexanone	BRL	10		ug/L	265566	1	08/15/2018 16:36	NP
4-Methyl-2-pentanone	BRL	10		ug/L	265566	1	08/15/2018 16:36	NP
Acetone	BRL	50		ug/L	265566	1	08/15/2018 16:36	NP
Benzene	BRL	5.0		ug/L	265566	1	08/15/2018 16:36	NP
Bromodichloromethane	BRL	5.0		ug/L	265566	1	08/15/2018 16:36	NP
Bromoform	BRL	5.0		ug/L	265566	1	08/15/2018 16:36	NP
Bromomethane	BRL	5.0		ug/L	265566	1	08/15/2018 16:36	NP
Carbon disulfide	BRL	5.0		ug/L	265566	1	08/15/2018 16:36	NP
Carbon tetrachloride	BRL	5.0		ug/L	265566	1	08/15/2018 16:36	NP
Chlorobenzene	BRL	5.0		ug/L	265566	1	08/15/2018 16:36	NP
Chloroethane	BRL	10		ug/L	265566	1	08/15/2018 16:36	NP
Chloroform	BRL	5.0		ug/L	265566	1	08/15/2018 16:36	NP
Chloromethane	BRL	10		ug/L	265566	1	08/15/2018 16:36	NP
cis-1,2-Dichloroethene	BRL	5.0		ug/L	265566	1	08/15/2018 16:36	NP
cis-1,3-Dichloropropene	BRL	5.0		ug/L	265566	1	08/15/2018 16:36	NP
Cyclohexane	BRL	5.0		ug/L	265566	1	08/15/2018 16:36	NP
Dibromochloromethane	BRL	5.0		ug/L	265566	1	08/15/2018 16:36	NP
Dichlorodifluoromethane	BRL	10		ug/L	265566	1	08/15/2018 16:36	NP
Ethylbenzene	BRL	5.0		ug/L	265566	1	08/15/2018 16:36	NP
Freon-113	BRL	10		ug/L	265566	1	08/15/2018 16:36	NP
Isopropylbenzene	BRL	5.0		ug/L	265566	1	08/15/2018 16:36	NP
m,p-Xylene	BRL	5.0		ug/L	265566	1	08/15/2018 16:36	NP
Methyl acetate	BRL	5.0		ug/L	265566	1	08/15/2018 16:36	NP
Methyl tert-butyl ether	BRL	5.0		ug/L	265566	1	08/15/2018 16:36	NP
Methylcyclohexane	BRL	5.0		ug/L	265566	1	08/15/2018 16:36	NP
Methylene chloride	BRL	5.0		ug/L	265566	1	08/15/2018 16:36	NP
o-Xylene	BRL	5.0		ug/L	265566	1	08/15/2018 16:36	NP

Qualifiers:

- * Value exceeds maximum contaminant level
- BRL Below reporting limit
- H Holding times for preparation or analysis exceeded
- N Analyte not NELAC certified
- B Analyte detected in the associated method blank
- > Greater than Result value
- E Estimated (value above quantitation range)
- S Spike Recovery outside limits due to matrix
- Narr See case narrative
- NC Not confirmed
- < Less than Result value
- J Estimated value detected below Reporting Limit

Analytical Environmental Services, Inc **Date:** 17-Aug-18

Client:	Environmental Planning Specialists, Inc.	**Client Sample ID:**	18220-MW-40A
Project Name:	Rheem	**Collection Date:**	8/8/2018 3:40:00 PM
Lab ID:	1808A75-022	**Matrix:**	Groundwater

Analyses	Result	Reporting Limit	Qual	Units	BatchID	Dilution Factor	Date Analyzed	Analyst
TCL VOLATILE ORGANICS SW8260B				**(SW5030B)**				
Styrene	BRL	5.0		ug/L	265566	1	08/15/2018 16:36	NP
Tetrachloroethene	BRL	5.0		ug/L	265566	1	08/15/2018 16:36	NP
Toluene	BRL	5.0		ug/L	265566	1	08/15/2018 16:36	NP
trans-1,2-Dichloroethene	BRL	5.0		ug/L	265566	1	08/15/2018 16:36	NP
trans-1,3-Dichloropropene	BRL	5.0		ug/L	265566	1	08/15/2018 16:36	NP
Trichloroethene	BRL	5.0		ug/L	265566	1	08/15/2018 16:36	NP
Trichlorofluoromethane	BRL	5.0		ug/L	265566	1	08/15/2018 16:36	NP
Vinyl chloride	BRL	2.0		ug/L	265566	1	08/15/2018 16:36	NP
Surr: 4-Bromofluorobenzene	76.8	68-127		%REC	265566	1	08/15/2018 16:36	NP
Surr: Dibromofluoromethane	106	84.4-122		%REC	265566	1	08/15/2018 16:36	NP
Surr: Toluene-d8	90.5	80.1-116		%REC	265566	1	08/15/2018 16:36	NP

Qualifiers:

*	Value exceeds maximum contaminant level	E	Estimated (value above quantitation range)
BRL	Below reporting limit	S	Spike Recovery outside limits due to matrix
H	Holding times for preparation or analysis exceeded	Narr	See case narrative
N	Analyte not NELAC certified	NC	Not confirmed
B	Analyte detected in the associated method blank	<	Less than Result value
>	Greater than Result value	J	Estimated value detected below Reporting Limit

Analytical Environmental Services, Inc **Date:** 17-Aug-18

Client:	Environmental Planning Specialists, Inc.	**Client Sample ID:**	18220-MW-40B
Project Name:	Rheem	**Collection Date:**	8/8/2018 4:30:00 PM
Lab ID:	1808A75-023	**Matrix:**	Groundwater

Analyses	Result	Reporting Limit	Qual	Units	BatchID	Dilution Factor	Date Analyzed	Analyst
TCL VOLATILE ORGANICS SW8260B				**(SW5030B)**				
1,1,1-Trichloroethane	BRL	5.0		ug/L	265566	1	08/15/2018 17:00	NP
1,1,2,2-Tetrachloroethane	BRL	5.0		ug/L	265566	1	08/15/2018 17:00	NP
1,1,2-Trichloroethane	BRL	5.0		ug/L	265566	1	08/15/2018 17:00	NP
1,1-Dichloroethane	BRL	5.0		ug/L	265566	1	08/15/2018 17:00	NP
1,1-Dichloroethene	BRL	5.0		ug/L	265566	1	08/15/2018 17:00	NP
1,2,4-Trichlorobenzene	BRL	5.0		ug/L	265566	1	08/15/2018 17:00	NP
1,2-Dibromo-3-chloropropane	BRL	5.0		ug/L	265566	1	08/15/2018 17:00	NP
1,2-Dibromoethane	BRL	5.0		ug/L	265566	1	08/15/2018 17:00	NP
1,2-Dichlorobenzene	BRL	5.0		ug/L	265566	1	08/15/2018 17:00	NP
1,2-Dichloroethane	BRL	5.0		ug/L	265566	1	08/15/2018 17:00	NP
1,2-Dichloropropane	BRL	5.0		ug/L	265566	1	08/15/2018 17:00	NP
1,3-Dichlorobenzene	BRL	5.0		ug/L	265566	1	08/15/2018 17:00	NP
1,4-Dichlorobenzene	BRL	5.0		ug/L	265566	1	08/15/2018 17:00	NP
2-Butanone	BRL	50		ug/L	265566	1	08/15/2018 17:00	NP
2-Hexanone	BRL	10		ug/L	265566	1	08/15/2018 17:00	NP
4-Methyl-2-pentanone	BRL	10		ug/L	265566	1	08/15/2018 17:00	NP
Acetone	BRL	50		ug/L	265566	1	08/15/2018 17:00	NP
Benzene	BRL	5.0		ug/L	265566	1	08/15/2018 17:00	NP
Bromodichloromethane	BRL	5.0		ug/L	265566	1	08/15/2018 17:00	NP
Bromoform	BRL	5.0		ug/L	265566	1	08/15/2018 17:00	NP
Bromomethane	BRL	5.0		ug/L	265566	1	08/15/2018 17:00	NP
Carbon disulfide	BRL	5.0		ug/L	265566	1	08/15/2018 17:00	NP
Carbon tetrachloride	BRL	5.0		ug/L	265566	1	08/15/2018 17:00	NP
Chlorobenzene	BRL	5.0		ug/L	265566	1	08/15/2018 17:00	NP
Chloroethane	BRL	10		ug/L	265566	1	08/15/2018 17:00	NP
Chloroform	BRL	5.0		ug/L	265566	1	08/15/2018 17:00	NP
Chloromethane	BRL	10		ug/L	265566	1	08/15/2018 17:00	NP
cis-1,2-Dichloroethene	BRL	5.0		ug/L	265566	1	08/15/2018 17:00	NP
cis-1,3-Dichloropropene	BRL	5.0		ug/L	265566	1	08/15/2018 17:00	NP
Cyclohexane	BRL	5.0		ug/L	265566	1	08/15/2018 17:00	NP
Dibromochloromethane	BRL	5.0		ug/L	265566	1	08/15/2018 17:00	NP
Dichlorodifluoromethane	BRL	10		ug/L	265566	1	08/15/2018 17:00	NP
Ethylbenzene	BRL	5.0		ug/L	265566	1	08/15/2018 17:00	NP
Freon-113	BRL	10		ug/L	265566	1	08/15/2018 17:00	NP
Isopropylbenzene	BRL	5.0		ug/L	265566	1	08/15/2018 17:00	NP
m,p-Xylene	BRL	5.0		ug/L	265566	1	08/15/2018 17:00	NP
Methyl acetate	BRL	5.0		ug/L	265566	1	08/15/2018 17:00	NP
Methyl tert-butyl ether	BRL	5.0		ug/L	265566	1	08/15/2018 17:00	NP
Methylcyclohexane	BRL	5.0		ug/L	265566	1	08/15/2018 17:00	NP
Methylene chloride	BRL	5.0		ug/L	265566	1	08/15/2018 17:00	NP
o-Xylene	BRL	5.0		ug/L	265566	1	08/15/2018 17:00	NP

Qualifiers:

- * Value exceeds maximum contaminant level
- BRL Below reporting limit
- H Holding times for preparation or analysis exceeded
- N Analyte not NELAC certified
- B Analyte detected in the associated method blank
- > Greater than Result value
- E Estimated (value above quantitation range)
- S Spike Recovery outside limits due to matrix
- Narr See case narrative
- NC Not confirmed
- < Less than Result value
- J Estimated value detected below Reporting Limit

Analytical Environmental Services, Inc **Date:** 17-Aug-18

Client:	Environmental Planning Specialists, Inc.	**Client Sample ID:**	18220-MW-40B
Project Name:	Rheem	**Collection Date:**	8/8/2018 4:30:00 PM
Lab ID:	1808A75-023	**Matrix:**	Groundwater

Analyses	Result	Reporting Limit	Qual	Units	BatchID	Dilution Factor	Date Analyzed	Analyst
TCL VOLATILE ORGANICS SW8260B				**(SW5030B)**				
Styrene	BRL	5.0		ug/L	265566	1	08/15/2018 17:00	NP
Tetrachloroethene	BRL	5.0		ug/L	265566	1	08/15/2018 17:00	NP
Toluene	BRL	5.0		ug/L	265566	1	08/15/2018 17:00	NP
trans-1,2-Dichloroethene	BRL	5.0		ug/L	265566	1	08/15/2018 17:00	NP
trans-1,3-Dichloropropene	BRL	5.0		ug/L	265566	1	08/15/2018 17:00	NP
Trichloroethene	61	5.0		ug/L	265566	1	08/15/2018 17:00	NP
Trichlorofluoromethane	BRL	5.0		ug/L	265566	1	08/15/2018 17:00	NP
Vinyl chloride	BRL	2.0		ug/L	265566	1	08/15/2018 17:00	NP
Surr: 4-Bromofluorobenzene	77.2	68-127		%REC	265566	1	08/15/2018 17:00	NP
Surr: Dibromofluoromethane	104	84.4-122		%REC	265566	1	08/15/2018 17:00	NP
Surr: Toluene-d8	91.9	80.1-116		%REC	265566	1	08/15/2018 17:00	NP

Qualifiers:

- * Value exceeds maximum contaminant level
- BRL Below reporting limit
- H Holding times for preparation or analysis exceeded
- N Analyte not NELAC certified
- B Analyte detected in the associated method blank
- > Greater than Result value
- E Estimated (value above quantitation range)
- S Spike Recovery outside limits due to matrix
- Narr See case narrative
- NC Not confirmed
- < Less than Result value
- J Estimated value detected below Reporting Limit

Analytical Environmental Services, Inc **Date:** 17-Aug-18

Client:	Environmental Planning Specialists, Inc.	**Client Sample ID:**	18220-MW-18
Project Name:	Rheem	**Collection Date:**	8/8/2018 4:10:00 PM
Lab ID:	1808A75-024	**Matrix:**	Groundwater

Analyses	Result	Reporting Limit	Qual	Units	BatchID	Dilution Factor	Date Analyzed	Analyst
TCL VOLATILE ORGANICS SW8260B				**(SW5030B)**				
1,1,1-Trichloroethane	BRL	5.0		ug/L	265566	1	08/15/2018 20:32	NP
1,1,2,2-Tetrachloroethane	BRL	5.0		ug/L	265566	1	08/15/2018 20:32	NP
1,1,2-Trichloroethane	BRL	5.0		ug/L	265566	1	08/15/2018 20:32	NP
1,1-Dichloroethane	BRL	5.0		ug/L	265566	1	08/15/2018 20:32	NP
1,1-Dichloroethene	BRL	5.0		ug/L	265566	1	08/15/2018 20:32	NP
1,2,4-Trichlorobenzene	BRL	5.0		ug/L	265566	1	08/15/2018 20:32	NP
1,2-Dibromo-3-chloropropane	BRL	5.0		ug/L	265566	1	08/15/2018 20:32	NP
1,2-Dibromoethane	BRL	5.0		ug/L	265566	1	08/15/2018 20:32	NP
1,2-Dichlorobenzene	BRL	5.0		ug/L	265566	1	08/15/2018 20:32	NP
1,2-Dichloroethane	BRL	5.0		ug/L	265566	1	08/15/2018 20:32	NP
1,2-Dichloropropane	BRL	5.0		ug/L	265566	1	08/15/2018 20:32	NP
1,3-Dichlorobenzene	BRL	5.0		ug/L	265566	1	08/15/2018 20:32	NP
1,4-Dichlorobenzene	BRL	5.0		ug/L	265566	1	08/15/2018 20:32	NP
2-Butanone	BRL	50		ug/L	265566	1	08/15/2018 20:32	NP
2-Hexanone	BRL	10		ug/L	265566	1	08/15/2018 20:32	NP
4-Methyl-2-pentanone	BRL	10		ug/L	265566	1	08/15/2018 20:32	NP
Acetone	BRL	50		ug/L	265566	1	08/15/2018 20:32	NP
Benzene	BRL	5.0		ug/L	265566	1	08/15/2018 20:32	NP
Bromodichloromethane	BRL	5.0		ug/L	265566	1	08/15/2018 20:32	NP
Bromoform	BRL	5.0		ug/L	265566	1	08/15/2018 20:32	NP
Bromomethane	BRL	5.0		ug/L	265566	1	08/15/2018 20:32	NP
Carbon disulfide	BRL	5.0		ug/L	265566	1	08/15/2018 20:32	NP
Carbon tetrachloride	BRL	5.0		ug/L	265566	1	08/15/2018 20:32	NP
Chlorobenzene	BRL	5.0		ug/L	265566	1	08/15/2018 20:32	NP
Chloroethane	BRL	10		ug/L	265566	1	08/15/2018 20:32	NP
Chloroform	BRL	5.0		ug/L	265566	1	08/15/2018 20:32	NP
Chloromethane	BRL	10		ug/L	265566	1	08/15/2018 20:32	NP
cis-1,2-Dichloroethene	BRL	5.0		ug/L	265566	1	08/15/2018 20:32	NP
cis-1,3-Dichloropropene	BRL	5.0		ug/L	265566	1	08/15/2018 20:32	NP
Cyclohexane	BRL	5.0		ug/L	265566	1	08/15/2018 20:32	NP
Dibromochloromethane	BRL	5.0		ug/L	265566	1	08/15/2018 20:32	NP
Dichlorodifluoromethane	BRL	10		ug/L	265566	1	08/15/2018 20:32	NP
Ethylbenzene	BRL	5.0		ug/L	265566	1	08/15/2018 20:32	NP
Freon-113	BRL	10		ug/L	265566	1	08/15/2018 20:32	NP
Isopropylbenzene	BRL	5.0		ug/L	265566	1	08/15/2018 20:32	NP
m,p-Xylene	BRL	5.0		ug/L	265566	1	08/15/2018 20:32	NP
Methyl acetate	BRL	5.0		ug/L	265566	1	08/15/2018 20:32	NP
Methyl tert-butyl ether	BRL	5.0		ug/L	265566	1	08/15/2018 20:32	NP
Methylcyclohexane	BRL	5.0		ug/L	265566	1	08/15/2018 20:32	NP
Methylene chloride	BRL	5.0		ug/L	265566	1	08/15/2018 20:32	NP
o-Xylene	BRL	5.0		ug/L	265566	1	08/15/2018 20:32	NP

Qualifiers:

- * Value exceeds maximum contaminant level
- BRL Below reporting limit
- H Holding times for preparation or analysis exceeded
- N Analyte not NELAC certified
- B Analyte detected in the associated method blank
- > Greater than Result value
- E Estimated (value above quantitation range)
- S Spike Recovery outside limits due to matrix
- Narr See case narrative
- NC Not confirmed
- < Less than Result value
- J Estimated value detected below Reporting Limit

Analytical Environmental Services, Inc **Date:** 17-Aug-18

Client:	Environmental Planning Specialists, Inc.	**Client Sample ID:**	18220-MW-18
Project Name:	Rheem	**Collection Date:**	8/8/2018 4:10:00 PM
Lab ID:	1808A75-024	**Matrix:**	Groundwater

Analyses	Result	Reporting Limit	Qual	Units	BatchID	Dilution Factor	Date Analyzed	Analyst
TCL VOLATILE ORGANICS SW8260B				**(SW5030B)**				
Styrene	BRL	5.0		ug/L	265566	1	08/15/2018 20:32	NP
Tetrachloroethene	BRL	5.0		ug/L	265566	1	08/15/2018 20:32	NP
Toluene	BRL	5.0		ug/L	265566	1	08/15/2018 20:32	NP
trans-1,2-Dichloroethene	BRL	5.0		ug/L	265566	1	08/15/2018 20:32	NP
trans-1,3-Dichloropropene	BRL	5.0		ug/L	265566	1	08/15/2018 20:32	NP
Trichloroethene	BRL	5.0		ug/L	265566	1	08/15/2018 20:32	NP
Trichlorofluoromethane	BRL	5.0		ug/L	265566	1	08/15/2018 20:32	NP
Vinyl chloride	BRL	2.0		ug/L	265566	1	08/15/2018 20:32	NP
Surr: 4-Bromofluorobenzene	75.6	68-127		%REC	265566	1	08/15/2018 20:32	NP
Surr: Dibromofluoromethane	108	84.4-122		%REC	265566	1	08/15/2018 20:32	NP
Surr: Toluene-d8	92.8	80.1-116		%REC	265566	1	08/15/2018 20:32	NP

Qualifiers:

- * Value exceeds maximum contaminant level
- BRL Below reporting limit
- H Holding times for preparation or analysis exceeded
- N Analyte not NELAC certified
- B Analyte detected in the associated method blank
- > Greater than Result value
- E Estimated (value above quantitation range)
- S Spike Recovery outside limits due to matrix
- Narr See case narrative
- NC Not confirmed
- < Less than Result value
- J Estimated value detected below Reporting Limit

Analytical Environmental Services, Inc **Date:** 17-Aug-18

Client:	Environmental Planning Specialists, Inc.	**Client Sample ID:**	18220-MW-19
Project Name:	Rheem	**Collection Date:**	8/8/2018 3:50:00 PM
Lab ID:	1808A75-025	**Matrix:**	Groundwater

Analyses	Result	Reporting Limit	Qual	Units	BatchID	Dilution Factor	Date Analyzed	Analyst
TCL VOLATILE ORGANICS SW8260B				**(SW5030B)**				
1,1,1-Trichloroethane	BRL	5.0		ug/L	265566	1	08/15/2018 17:24	NP
1,1,2,2-Tetrachloroethane	BRL	5.0		ug/L	265566	1	08/15/2018 17:24	NP
1,1,2-Trichloroethane	BRL	5.0		ug/L	265566	1	08/15/2018 17:24	NP
1,1-Dichloroethane	BRL	5.0		ug/L	265566	1	08/15/2018 17:24	NP
1,1-Dichloroethene	BRL	5.0		ug/L	265566	1	08/15/2018 17:24	NP
1,2,4-Trichlorobenzene	BRL	5.0		ug/L	265566	1	08/15/2018 17:24	NP
1,2-Dibromo-3-chloropropane	BRL	5.0		ug/L	265566	1	08/15/2018 17:24	NP
1,2-Dibromoethane	BRL	5.0		ug/L	265566	1	08/15/2018 17:24	NP
1,2-Dichlorobenzene	BRL	5.0		ug/L	265566	1	08/15/2018 17:24	NP
1,2-Dichloroethane	BRL	5.0		ug/L	265566	1	08/15/2018 17:24	NP
1,2-Dichloropropane	BRL	5.0		ug/L	265566	1	08/15/2018 17:24	NP
1,3-Dichlorobenzene	BRL	5.0		ug/L	265566	1	08/15/2018 17:24	NP
1,4-Dichlorobenzene	BRL	5.0		ug/L	265566	1	08/15/2018 17:24	NP
2-Butanone	BRL	50		ug/L	265566	1	08/15/2018 17:24	NP
2-Hexanone	BRL	10		ug/L	265566	1	08/15/2018 17:24	NP
4-Methyl-2-pentanone	BRL	10		ug/L	265566	1	08/15/2018 17:24	NP
Acetone	BRL	50		ug/L	265566	1	08/15/2018 17:24	NP
Benzene	BRL	5.0		ug/L	265566	1	08/15/2018 17:24	NP
Bromodichloromethane	BRL	5.0		ug/L	265566	1	08/15/2018 17:24	NP
Bromoform	BRL	5.0		ug/L	265566	1	08/15/2018 17:24	NP
Bromomethane	BRL	5.0		ug/L	265566	1	08/15/2018 17:24	NP
Carbon disulfide	BRL	5.0		ug/L	265566	1	08/15/2018 17:24	NP
Carbon tetrachloride	BRL	5.0		ug/L	265566	1	08/15/2018 17:24	NP
Chlorobenzene	BRL	5.0		ug/L	265566	1	08/15/2018 17:24	NP
Chloroethane	BRL	10		ug/L	265566	1	08/15/2018 17:24	NP
Chloroform	BRL	5.0		ug/L	265566	1	08/15/2018 17:24	NP
Chloromethane	BRL	10		ug/L	265566	1	08/15/2018 17:24	NP
cis-1,2-Dichloroethene	BRL	5.0		ug/L	265566	1	08/15/2018 17:24	NP
cis-1,3-Dichloropropene	BRL	5.0		ug/L	265566	1	08/15/2018 17:24	NP
Cyclohexane	BRL	5.0		ug/L	265566	1	08/15/2018 17:24	NP
Dibromochloromethane	BRL	5.0		ug/L	265566	1	08/15/2018 17:24	NP
Dichlorodifluoromethane	BRL	10		ug/L	265566	1	08/15/2018 17:24	NP
Ethylbenzene	BRL	5.0		ug/L	265566	1	08/15/2018 17:24	NP
Freon-113	BRL	10		ug/L	265566	1	08/15/2018 17:24	NP
Isopropylbenzene	BRL	5.0		ug/L	265566	1	08/15/2018 17:24	NP
m,p-Xylene	BRL	5.0		ug/L	265566	1	08/15/2018 17:24	NP
Methyl acetate	BRL	5.0		ug/L	265566	1	08/15/2018 17:24	NP
Methyl tert-butyl ether	BRL	5.0		ug/L	265566	1	08/15/2018 17:24	NP
Methylcyclohexane	BRL	5.0		ug/L	265566	1	08/15/2018 17:24	NP
Methylene chloride	BRL	5.0		ug/L	265566	1	08/15/2018 17:24	NP
o-Xylene	BRL	5.0		ug/L	265566	1	08/15/2018 17:24	NP

Qualifiers:

- * Value exceeds maximum contaminant level
- BRL Below reporting limit
- H Holding times for preparation or analysis exceeded
- N Analyte not NELAC certified
- B Analyte detected in the associated method blank
- > Greater than Result value
- E Estimated (value above quantitation range)
- S Spike Recovery outside limits due to matrix
- Narr See case narrative
- NC Not confirmed
- < Less than Result value
- J Estimated value detected below Reporting Limit

Analytical Environmental Services, Inc **Date:** 17-Aug-18

Client:	Environmental Planning Specialists, Inc.	**Client Sample ID:**	18220-MW-19
Project Name:	Rheem	**Collection Date:**	8/8/2018 3:50:00 PM
Lab ID:	1808A75-025	**Matrix:**	Groundwater

Analyses	Result	Reporting Limit	Qual	Units	BatchID	Dilution Factor	Date Analyzed	Analyst
TCL VOLATILE ORGANICS SW8260B				**(SW5030B)**				
Styrene	BRL	5.0		ug/L	265566	1	08/15/2018 17:24	NP
Tetrachloroethene	BRL	5.0		ug/L	265566	1	08/15/2018 17:24	NP
Toluene	BRL	5.0		ug/L	265566	1	08/15/2018 17:24	NP
trans-1,2-Dichloroethene	BRL	5.0		ug/L	265566	1	08/15/2018 17:24	NP
trans-1,3-Dichloropropene	BRL	5.0		ug/L	265566	1	08/15/2018 17:24	NP
Trichloroethene	BRL	5.0		ug/L	265566	1	08/15/2018 17:24	NP
Trichlorofluoromethane	BRL	5.0		ug/L	265566	1	08/15/2018 17:24	NP
Vinyl chloride	BRL	2.0		ug/L	265566	1	08/15/2018 17:24	NP
Surr: 4-Bromofluorobenzene	76.6	68-127		%REC	265566	1	08/15/2018 17:24	NP
Surr: Dibromofluoromethane	105	84.4-122		%REC	265566	1	08/15/2018 17:24	NP
Surr: Toluene-d8	91.4	80.1-116		%REC	265566	1	08/15/2018 17:24	NP

Qualifiers:

*	Value exceeds maximum contaminant level	E	Estimated (value above quantitation range)
BRL	Below reporting limit	S	Spike Recovery outside limits due to matrix
H	Holding times for preparation or analysis exceeded	Narr	See case narrative
N	Analyte not NELAC certified	NC	Not confirmed
B	Analyte detected in the associated method blank	<	Less than Result value
>	Greater than Result value	J	Estimated value detected below Reporting Limit

Analytical Environmental Services, Inc **Date:** 17-Aug-18

Client:	Environmental Planning Specialists, Inc.	**Client Sample ID:**	18221-MW-10
Project Name:	Rheem	**Collection Date:**	8/9/2018 8:55:00 AM
Lab ID:	1808A75-026	**Matrix:**	Groundwater

Analyses	Result	Reporting Limit	Qual	Units	BatchID	Dilution Factor	Date Analyzed	Analyst
TCL VOLATILE ORGANICS SW8260B				**(SW5030B)**				
1,1,1-Trichloroethane	5.3	5.0		ug/L	265566	1	08/15/2018 17:47	NP
1,1,2,2-Tetrachloroethane	BRL	5.0		ug/L	265566	1	08/15/2018 17:47	NP
1,1,2-Trichloroethane	BRL	5.0		ug/L	265566	1	08/15/2018 17:47	NP
1,1-Dichloroethane	BRL	5.0		ug/L	265566	1	08/15/2018 17:47	NP
1,1-Dichloroethene	12	5.0		ug/L	265566	1	08/15/2018 17:47	NP
1,2,4-Trichlorobenzene	BRL	5.0		ug/L	265566	1	08/15/2018 17:47	NP
1,2-Dibromo-3-chloropropane	BRL	5.0		ug/L	265566	1	08/15/2018 17:47	NP
1,2-Dibromoethane	BRL	5.0		ug/L	265566	1	08/15/2018 17:47	NP
1,2-Dichlorobenzene	BRL	5.0		ug/L	265566	1	08/15/2018 17:47	NP
1,2-Dichloroethane	BRL	5.0		ug/L	265566	1	08/15/2018 17:47	NP
1,2-Dichloropropane	BRL	5.0		ug/L	265566	1	08/15/2018 17:47	NP
1,3-Dichlorobenzene	BRL	5.0		ug/L	265566	1	08/15/2018 17:47	NP
1,4-Dichlorobenzene	BRL	5.0		ug/L	265566	1	08/15/2018 17:47	NP
2-Butanone	BRL	50		ug/L	265566	1	08/15/2018 17:47	NP
2-Hexanone	BRL	10		ug/L	265566	1	08/15/2018 17:47	NP
4-Methyl-2-pentanone	BRL	10		ug/L	265566	1	08/15/2018 17:47	NP
Acetone	BRL	50		ug/L	265566	1	08/15/2018 17:47	NP
Benzene	BRL	5.0		ug/L	265566	1	08/15/2018 17:47	NP
Bromodichloromethane	BRL	5.0		ug/L	265566	1	08/15/2018 17:47	NP
Bromoform	BRL	5.0		ug/L	265566	1	08/15/2018 17:47	NP
Bromomethane	BRL	5.0		ug/L	265566	1	08/15/2018 17:47	NP
Carbon disulfide	BRL	5.0		ug/L	265566	1	08/15/2018 17:47	NP
Carbon tetrachloride	BRL	5.0		ug/L	265566	1	08/15/2018 17:47	NP
Chlorobenzene	BRL	5.0		ug/L	265566	1	08/15/2018 17:47	NP
Chloroethane	BRL	10		ug/L	265566	1	08/15/2018 17:47	NP
Chloroform	BRL	5.0		ug/L	265566	1	08/15/2018 17:47	NP
Chloromethane	BRL	10		ug/L	265566	1	08/15/2018 17:47	NP
cis-1,2-Dichloroethene	BRL	5.0		ug/L	265566	1	08/15/2018 17:47	NP
cis-1,3-Dichloropropene	BRL	5.0		ug/L	265566	1	08/15/2018 17:47	NP
Cyclohexane	BRL	5.0		ug/L	265566	1	08/15/2018 17:47	NP
Dibromochloromethane	BRL	5.0		ug/L	265566	1	08/15/2018 17:47	NP
Dichlorodifluoromethane	BRL	10		ug/L	265566	1	08/15/2018 17:47	NP
Ethylbenzene	BRL	5.0		ug/L	265566	1	08/15/2018 17:47	NP
Freon-113	BRL	10		ug/L	265566	1	08/15/2018 17:47	NP
Isopropylbenzene	BRL	5.0		ug/L	265566	1	08/15/2018 17:47	NP
m,p-Xylene	BRL	5.0		ug/L	265566	1	08/15/2018 17:47	NP
Methyl acetate	BRL	5.0		ug/L	265566	1	08/15/2018 17:47	NP
Methyl tert-butyl ether	BRL	5.0		ug/L	265566	1	08/15/2018 17:47	NP
Methylcyclohexane	BRL	5.0		ug/L	265566	1	08/15/2018 17:47	NP
Methylene chloride	BRL	5.0		ug/L	265566	1	08/15/2018 17:47	NP
o-Xylene	BRL	5.0		ug/L	265566	1	08/15/2018 17:47	NP

Qualifiers:

- * Value exceeds maximum contaminant level
- BRL Below reporting limit
- H Holding times for preparation or analysis exceeded
- N Analyte not NELAC certified
- B Analyte detected in the associated method blank
- > Greater than Result value
- E Estimated (value above quantitation range)
- S Spike Recovery outside limits due to matrix
- Narr See case narrative
- NC Not confirmed
- < Less than Result value
- J Estimated value detected below Reporting Limit

Analytical Environmental Services, Inc **Date:** 17-Aug-18

Client:	Environmental Planning Specialists, Inc.	**Client Sample ID:**	18221-MW-10
Project Name:	Rheem	**Collection Date:**	8/9/2018 8:55:00 AM
Lab ID:	1808A75-026	**Matrix:**	Groundwater

Analyses	Result	Reporting Limit	Qual	Units	BatchID	Dilution Factor	Date Analyzed	Analyst
TCL VOLATILE ORGANICS SW8260B				**(SW5030B)**				
Styrene	BRL	5.0		ug/L	265566	1	08/15/2018 17:47	NP
Tetrachloroethene	17	5.0		ug/L	265566	1	08/15/2018 17:47	NP
Toluene	BRL	5.0		ug/L	265566	1	08/15/2018 17:47	NP
trans-1,2-Dichloroethene	BRL	5.0		ug/L	265566	1	08/15/2018 17:47	NP
trans-1,3-Dichloropropene	BRL	5.0		ug/L	265566	1	08/15/2018 17:47	NP
Trichloroethene	BRL	5.0		ug/L	265566	1	08/15/2018 17:47	NP
Trichlorofluoromethane	BRL	5.0		ug/L	265566	1	08/15/2018 17:47	NP
Vinyl chloride	BRL	2.0		ug/L	265566	1	08/15/2018 17:47	NP
Surr: 4-Bromofluorobenzene	76.1	68-127		%REC	265566	1	08/15/2018 17:47	NP
Surr: Dibromofluoromethane	107	84.4-122		%REC	265566	1	08/15/2018 17:47	NP
Surr: Toluene-d8	89.5	80.1-116		%REC	265566	1	08/15/2018 17:47	NP

Qualifiers:

- * Value exceeds maximum contaminant level
- BRL Below reporting limit
- H Holding times for preparation or analysis exceeded
- N Analyte not NELAC certified
- B Analyte detected in the associated method blank
- > Greater than Result value
- E Estimated (value above quantitation range)
- S Spike Recovery outside limits due to matrix
- Narr See case narrative
- NC Not confirmed
- < Less than Result value
- J Estimated value detected below Reporting Limit

Analytical Environmental Services, Inc **Date:** 17-Aug-18

Client:	Environmental Planning Specialists, Inc.	**Client Sample ID:**	18221-MW-15
Project Name:	Rheem	**Collection Date:**	8/9/2018 9:15:00 AM
Lab ID:	1808A75-027	**Matrix:**	Groundwater

Analyses	Result	Reporting Limit	Qual	Units	BatchID	Dilution Factor	Date Analyzed	Analyst
TCL VOLATILE ORGANICS SW8260B				**(SW5030B)**				
1,1,1-Trichloroethane	BRL	5.0		ug/L	265566	1	08/15/2018 18:11	NP
1,1,2,2-Tetrachloroethane	BRL	5.0		ug/L	265566	1	08/15/2018 18:11	NP
1,1,2-Trichloroethane	BRL	5.0		ug/L	265566	1	08/15/2018 18:11	NP
1,1-Dichloroethane	BRL	5.0		ug/L	265566	1	08/15/2018 18:11	NP
1,1-Dichloroethene	BRL	5.0		ug/L	265566	1	08/15/2018 18:11	NP
1,2,4-Trichlorobenzene	BRL	5.0		ug/L	265566	1	08/15/2018 18:11	NP
1,2-Dibromo-3-chloropropane	BRL	5.0		ug/L	265566	1	08/15/2018 18:11	NP
1,2-Dibromoethane	BRL	5.0		ug/L	265566	1	08/15/2018 18:11	NP
1,2-Dichlorobenzene	BRL	5.0		ug/L	265566	1	08/15/2018 18:11	NP
1,2-Dichloroethane	BRL	5.0		ug/L	265566	1	08/15/2018 18:11	NP
1,2-Dichloropropane	BRL	5.0		ug/L	265566	1	08/15/2018 18:11	NP
1,3-Dichlorobenzene	BRL	5.0		ug/L	265566	1	08/15/2018 18:11	NP
1,4-Dichlorobenzene	BRL	5.0		ug/L	265566	1	08/15/2018 18:11	NP
2-Butanone	BRL	50		ug/L	265566	1	08/15/2018 18:11	NP
2-Hexanone	BRL	10		ug/L	265566	1	08/15/2018 18:11	NP
4-Methyl-2-pentanone	BRL	10		ug/L	265566	1	08/15/2018 18:11	NP
Acetone	BRL	50		ug/L	265566	1	08/15/2018 18:11	NP
Benzene	BRL	5.0		ug/L	265566	1	08/15/2018 18:11	NP
Bromodichloromethane	BRL	5.0		ug/L	265566	1	08/15/2018 18:11	NP
Bromoform	BRL	5.0		ug/L	265566	1	08/15/2018 18:11	NP
Bromomethane	BRL	5.0		ug/L	265566	1	08/15/2018 18:11	NP
Carbon disulfide	BRL	5.0		ug/L	265566	1	08/15/2018 18:11	NP
Carbon tetrachloride	BRL	5.0		ug/L	265566	1	08/15/2018 18:11	NP
Chlorobenzene	BRL	5.0		ug/L	265566	1	08/15/2018 18:11	NP
Chloroethane	BRL	10		ug/L	265566	1	08/15/2018 18:11	NP
Chloroform	BRL	5.0		ug/L	265566	1	08/15/2018 18:11	NP
Chloromethane	BRL	10		ug/L	265566	1	08/15/2018 18:11	NP
cis-1,2-Dichloroethene	BRL	5.0		ug/L	265566	1	08/15/2018 18:11	NP
cis-1,3-Dichloropropene	BRL	5.0		ug/L	265566	1	08/15/2018 18:11	NP
Cyclohexane	BRL	5.0		ug/L	265566	1	08/15/2018 18:11	NP
Dibromochloromethane	BRL	5.0		ug/L	265566	1	08/15/2018 18:11	NP
Dichlorodifluoromethane	BRL	10		ug/L	265566	1	08/15/2018 18:11	NP
Ethylbenzene	BRL	5.0		ug/L	265566	1	08/15/2018 18:11	NP
Freon-113	BRL	10		ug/L	265566	1	08/15/2018 18:11	NP
Isopropylbenzene	BRL	5.0		ug/L	265566	1	08/15/2018 18:11	NP
m,p-Xylene	BRL	5.0		ug/L	265566	1	08/15/2018 18:11	NP
Methyl acetate	BRL	5.0		ug/L	265566	1	08/15/2018 18:11	NP
Methyl tert-butyl ether	BRL	5.0		ug/L	265566	1	08/15/2018 18:11	NP
Methylcyclohexane	BRL	5.0		ug/L	265566	1	08/15/2018 18:11	NP
Methylene chloride	BRL	5.0		ug/L	265566	1	08/15/2018 18:11	NP
o-Xylene	BRL	5.0		ug/L	265566	1	08/15/2018 18:11	NP

Qualifiers:

- * Value exceeds maximum contaminant level
- BRL Below reporting limit
- H Holding times for preparation or analysis exceeded
- N Analyte not NELAC certified
- B Analyte detected in the associated method blank
- > Greater than Result value
- E Estimated (value above quantitation range)
- S Spike Recovery outside limits due to matrix
- Narr See case narrative
- NC Not confirmed
- < Less than Result value
- J Estimated value detected below Reporting Limit

Analytical Environmental Services, Inc **Date:** 17-Aug-18

Client:	Environmental Planning Specialists, Inc.	**Client Sample ID:**	18221-MW-15
Project Name:	Rheem	**Collection Date:**	8/9/2018 9:15:00 AM
Lab ID:	1808A75-027	**Matrix:**	Groundwater

Analyses	Result	Reporting Limit	Qual	Units	BatchID	Dilution Factor	Date Analyzed	Analyst
TCL VOLATILE ORGANICS SW8260B				**(SW5030B)**				
Styrene	BRL	5.0		ug/L	265566	1	08/15/2018 18:11	NP
Tetrachloroethene	BRL	5.0		ug/L	265566	1	08/15/2018 18:11	NP
Toluene	BRL	5.0		ug/L	265566	1	08/15/2018 18:11	NP
trans-1,2-Dichloroethene	BRL	5.0		ug/L	265566	1	08/15/2018 18:11	NP
trans-1,3-Dichloropropene	BRL	5.0		ug/L	265566	1	08/15/2018 18:11	NP
Trichloroethene	BRL	5.0		ug/L	265566	1	08/15/2018 18:11	NP
Trichlorofluoromethane	BRL	5.0		ug/L	265566	1	08/15/2018 18:11	NP
Vinyl chloride	BRL	2.0		ug/L	265566	1	08/15/2018 18:11	NP
Surr: 4-Bromofluorobenzene	73.4	68-127		%REC	265566	1	08/15/2018 18:11	NP
Surr: Dibromofluoromethane	105	84.4-122		%REC	265566	1	08/15/2018 18:11	NP
Surr: Toluene-d8	90.7	80.1-116		%REC	265566	1	08/15/2018 18:11	NP

Qualifiers:

- * Value exceeds maximum contaminant level
- BRL Below reporting limit
- H Holding times for preparation or analysis exceeded
- N Analyte not NELAC certified
- B Analyte detected in the associated method blank
- > Greater than Result value
- E Estimated (value above quantitation range)
- S Spike Recovery outside limits due to matrix
- Narr See case narrative
- NC Not confirmed
- < Less than Result value
- J Estimated value detected below Reporting Limit

Analytical Environmental Services, Inc **Date:** 17-Aug-18

Client:	Environmental Planning Specialists, Inc.	**Client Sample ID:**	18221-MW-16
Project Name:	Rheem	**Collection Date:**	8/9/2018 10:30:00 AM
Lab ID:	1808A75-028	**Matrix:**	Groundwater

Analyses	Result	Reporting Limit	Qual	Units	BatchID	Dilution Factor	Date Analyzed	Analyst
TCL VOLATILE ORGANICS SW8260B				**(SW5030B)**				
1,1,1-Trichloroethane	BRL	5.0		ug/L	265566	1	08/16/2018 11:32	NP
1,1,2,2-Tetrachloroethane	BRL	5.0		ug/L	265566	1	08/16/2018 11:32	NP
1,1,2-Trichloroethane	BRL	5.0		ug/L	265566	1	08/16/2018 11:32	NP
1,1-Dichloroethane	BRL	5.0		ug/L	265566	1	08/16/2018 11:32	NP
1,1-Dichloroethene	BRL	5.0		ug/L	265566	1	08/16/2018 11:32	NP
1,2,4-Trichlorobenzene	BRL	5.0		ug/L	265566	1	08/16/2018 11:32	NP
1,2-Dibromo-3-chloropropane	BRL	5.0		ug/L	265566	1	08/16/2018 11:32	NP
1,2-Dibromoethane	BRL	5.0		ug/L	265566	1	08/16/2018 11:32	NP
1,2-Dichlorobenzene	BRL	5.0		ug/L	265566	1	08/16/2018 11:32	NP
1,2-Dichloroethane	BRL	5.0		ug/L	265566	1	08/16/2018 11:32	NP
1,2-Dichloropropane	BRL	5.0		ug/L	265566	1	08/16/2018 11:32	NP
1,3-Dichlorobenzene	BRL	5.0		ug/L	265566	1	08/16/2018 11:32	NP
1,4-Dichlorobenzene	BRL	5.0		ug/L	265566	1	08/16/2018 11:32	NP
2-Butanone	BRL	50		ug/L	265566	1	08/16/2018 11:32	NP
2-Hexanone	BRL	10		ug/L	265566	1	08/16/2018 11:32	NP
4-Methyl-2-pentanone	BRL	10		ug/L	265566	1	08/16/2018 11:32	NP
Acetone	BRL	50		ug/L	265566	1	08/16/2018 11:32	NP
Benzene	BRL	5.0		ug/L	265566	1	08/16/2018 11:32	NP
Bromodichloromethane	BRL	5.0		ug/L	265566	1	08/16/2018 11:32	NP
Bromoform	BRL	5.0		ug/L	265566	1	08/16/2018 11:32	NP
Bromomethane	BRL	5.0		ug/L	265566	1	08/16/2018 11:32	NP
Carbon disulfide	BRL	5.0		ug/L	265566	1	08/16/2018 11:32	NP
Carbon tetrachloride	BRL	5.0		ug/L	265566	1	08/16/2018 11:32	NP
Chlorobenzene	BRL	5.0		ug/L	265566	1	08/16/2018 11:32	NP
Chloroethane	BRL	10		ug/L	265566	1	08/16/2018 11:32	NP
Chloroform	BRL	5.0		ug/L	265566	1	08/16/2018 11:32	NP
Chloromethane	BRL	10		ug/L	265566	1	08/16/2018 11:32	NP
cis-1,2-Dichloroethene	BRL	5.0		ug/L	265566	1	08/16/2018 11:32	NP
cis-1,3-Dichloropropene	BRL	5.0		ug/L	265566	1	08/16/2018 11:32	NP
Cyclohexane	BRL	5.0		ug/L	265566	1	08/16/2018 11:32	NP
Dibromochloromethane	BRL	5.0		ug/L	265566	1	08/16/2018 11:32	NP
Dichlorodifluoromethane	BRL	10		ug/L	265566	1	08/16/2018 11:32	NP
Ethylbenzene	BRL	5.0		ug/L	265566	1	08/16/2018 11:32	NP
Freon-113	BRL	10		ug/L	265566	1	08/16/2018 11:32	NP
Isopropylbenzene	BRL	5.0		ug/L	265566	1	08/16/2018 11:32	NP
m,p-Xylene	BRL	5.0		ug/L	265566	1	08/16/2018 11:32	NP
Methyl acetate	BRL	5.0		ug/L	265566	1	08/16/2018 11:32	NP
Methyl tert-butyl ether	BRL	5.0		ug/L	265566	1	08/16/2018 11:32	NP
Methylcyclohexane	BRL	5.0		ug/L	265566	1	08/16/2018 11:32	NP
Methylene chloride	BRL	5.0		ug/L	265566	1	08/16/2018 11:32	NP
o-Xylene	BRL	5.0		ug/L	265566	1	08/16/2018 11:32	NP

Qualifiers:

- * Value exceeds maximum contaminant level
- BRL Below reporting limit
- H Holding times for preparation or analysis exceeded
- N Analyte not NELAC certified
- B Analyte detected in the associated method blank
- > Greater than Result value
- E Estimated (value above quantitation range)
- S Spike Recovery outside limits due to matrix
- Narr See case narrative
- NC Not confirmed
- < Less than Result value
- J Estimated value detected below Reporting Limit

Analytical Environmental Services, Inc **Date:** 17-Aug-18

Client:	Environmental Planning Specialists, Inc.	**Client Sample ID:**	18221-MW-16
Project Name:	Rheem	**Collection Date:**	8/9/2018 10:30:00 AM
Lab ID:	1808A75-028	**Matrix:**	Groundwater

Analyses	Result	Reporting Limit	Qual	Units	BatchID	Dilution Factor	Date Analyzed	Analyst
TCL VOLATILE ORGANICS SW8260B				**(SW5030B)**				
Styrene	BRL	5.0		ug/L	265566	1	08/16/2018 11:32	NP
Tetrachloroethene	BRL	5.0		ug/L	265566	1	08/16/2018 11:32	NP
Toluene	BRL	5.0		ug/L	265566	1	08/16/2018 11:32	NP
trans-1,2-Dichloroethene	BRL	5.0		ug/L	265566	1	08/16/2018 11:32	NP
trans-1,3-Dichloropropene	BRL	5.0		ug/L	265566	1	08/16/2018 11:32	NP
Trichloroethene	BRL	5.0		ug/L	265566	1	08/16/2018 11:32	NP
Trichlorofluoromethane	BRL	5.0		ug/L	265566	1	08/16/2018 11:32	NP
Vinyl chloride	BRL	2.0		ug/L	265566	1	08/16/2018 11:32	NP
Surr: 4-Bromofluorobenzene	77.4	68-127		%REC	265566	1	08/16/2018 11:32	NP
Surr: Dibromofluoromethane	107	84.4-122		%REC	265566	1	08/16/2018 11:32	NP
Surr: Toluene-d8	90.8	80.1-116		%REC	265566	1	08/16/2018 11:32	NP

Qualifiers:

- * Value exceeds maximum contaminant level
- BRL Below reporting limit
- H Holding times for preparation or analysis exceeded
- N Analyte not NELAC certified
- B Analyte detected in the associated method blank
- > Greater than Result value
- E Estimated (value above quantitation range)
- S Spike Recovery outside limits due to matrix
- Narr See case narrative
- NC Not confirmed
- < Less than Result value
- J Estimated value detected below Reporting Limit

Analytical Environmental Services, Inc **Date:** 17-Aug-18

Client:	Environmental Planning Specialists, Inc.	**Client Sample ID:**	18221-MW-29
Project Name:	Rheem	**Collection Date:**	8/9/2018 10:40:00 AM
Lab ID:	1808A75-029	**Matrix:**	Groundwater

Analyses	Result	Reporting Limit	Qual	Units	BatchID	Dilution Factor	Date Analyzed	Analyst
TCL VOLATILE ORGANICS SW8260B				**(SW5030B)**				
1,1,1-Trichloroethane	BRL	5.0		ug/L	265566	1	08/15/2018 18:35	NP
1,1,2,2-Tetrachloroethane	BRL	5.0		ug/L	265566	1	08/15/2018 18:35	NP
1,1,2-Trichloroethane	BRL	5.0		ug/L	265566	1	08/15/2018 18:35	NP
1,1-Dichloroethane	BRL	5.0		ug/L	265566	1	08/15/2018 18:35	NP
1,1-Dichloroethene	BRL	5.0		ug/L	265566	1	08/15/2018 18:35	NP
1,2,4-Trichlorobenzene	BRL	5.0		ug/L	265566	1	08/15/2018 18:35	NP
1,2-Dibromo-3-chloropropane	BRL	5.0		ug/L	265566	1	08/15/2018 18:35	NP
1,2-Dibromoethane	BRL	5.0		ug/L	265566	1	08/15/2018 18:35	NP
1,2-Dichlorobenzene	BRL	5.0		ug/L	265566	1	08/15/2018 18:35	NP
1,2-Dichloroethane	BRL	5.0		ug/L	265566	1	08/15/2018 18:35	NP
1,2-Dichloropropane	BRL	5.0		ug/L	265566	1	08/15/2018 18:35	NP
1,3-Dichlorobenzene	BRL	5.0		ug/L	265566	1	08/15/2018 18:35	NP
1,4-Dichlorobenzene	BRL	5.0		ug/L	265566	1	08/15/2018 18:35	NP
2-Butanone	BRL	50		ug/L	265566	1	08/15/2018 18:35	NP
2-Hexanone	BRL	10		ug/L	265566	1	08/15/2018 18:35	NP
4-Methyl-2-pentanone	BRL	10		ug/L	265566	1	08/15/2018 18:35	NP
Acetone	BRL	50		ug/L	265566	1	08/15/2018 18:35	NP
Benzene	BRL	5.0		ug/L	265566	1	08/15/2018 18:35	NP
Bromodichloromethane	BRL	5.0		ug/L	265566	1	08/15/2018 18:35	NP
Bromoform	BRL	5.0		ug/L	265566	1	08/15/2018 18:35	NP
Bromomethane	BRL	5.0		ug/L	265566	1	08/15/2018 18:35	NP
Carbon disulfide	BRL	5.0		ug/L	265566	1	08/15/2018 18:35	NP
Carbon tetrachloride	BRL	5.0		ug/L	265566	1	08/15/2018 18:35	NP
Chlorobenzene	BRL	5.0		ug/L	265566	1	08/15/2018 18:35	NP
Chloroethane	BRL	10		ug/L	265566	1	08/15/2018 18:35	NP
Chloroform	BRL	5.0		ug/L	265566	1	08/15/2018 18:35	NP
Chloromethane	BRL	10		ug/L	265566	1	08/15/2018 18:35	NP
cis-1,2-Dichloroethene	BRL	5.0		ug/L	265566	1	08/15/2018 18:35	NP
cis-1,3-Dichloropropene	BRL	5.0		ug/L	265566	1	08/15/2018 18:35	NP
Cyclohexane	BRL	5.0		ug/L	265566	1	08/15/2018 18:35	NP
Dibromochloromethane	BRL	5.0		ug/L	265566	1	08/15/2018 18:35	NP
Dichlorodifluoromethane	BRL	10		ug/L	265566	1	08/15/2018 18:35	NP
Ethylbenzene	BRL	5.0		ug/L	265566	1	08/15/2018 18:35	NP
Freon-113	BRL	10		ug/L	265566	1	08/15/2018 18:35	NP
Isopropylbenzene	BRL	5.0		ug/L	265566	1	08/15/2018 18:35	NP
m,p-Xylene	BRL	5.0		ug/L	265566	1	08/15/2018 18:35	NP
Methyl acetate	BRL	5.0		ug/L	265566	1	08/15/2018 18:35	NP
Methyl tert-butyl ether	BRL	5.0		ug/L	265566	1	08/15/2018 18:35	NP
Methylcyclohexane	BRL	5.0		ug/L	265566	1	08/15/2018 18:35	NP
Methylene chloride	BRL	5.0		ug/L	265566	1	08/15/2018 18:35	NP
o-Xylene	BRL	5.0		ug/L	265566	1	08/15/2018 18:35	NP

Qualifiers:

- * Value exceeds maximum contaminant level
- BRL Below reporting limit
- H Holding times for preparation or analysis exceeded
- N Analyte not NELAC certified
- B Analyte detected in the associated method blank
- > Greater than Result value
- E Estimated (value above quantitation range)
- S Spike Recovery outside limits due to matrix
- Narr See case narrative
- NC Not confirmed
- < Less than Result value
- J Estimated value detected below Reporting Limit

Analytical Environmental Services, Inc **Date:** 17-Aug-18

Client:	Environmental Planning Specialists, Inc.	**Client Sample ID:**	18221-MW-29
Project Name:	Rheem	**Collection Date:**	8/9/2018 10:40:00 AM
Lab ID:	1808A75-029	**Matrix:**	Groundwater

Analyses	Result	Reporting Limit	Qual	Units	BatchID	Dilution Factor	Date Analyzed	Analyst
TCL VOLATILE ORGANICS SW8260B				**(SW5030B)**				
Styrene	BRL	5.0		ug/L	265566	1	08/15/2018 18:35	NP
Tetrachloroethene	BRL	5.0		ug/L	265566	1	08/15/2018 18:35	NP
Toluene	BRL	5.0		ug/L	265566	1	08/15/2018 18:35	NP
trans-1,2-Dichloroethene	BRL	5.0		ug/L	265566	1	08/15/2018 18:35	NP
trans-1,3-Dichloropropene	BRL	5.0		ug/L	265566	1	08/15/2018 18:35	NP
Trichloroethene	BRL	5.0		ug/L	265566	1	08/15/2018 18:35	NP
Trichlorofluoromethane	BRL	5.0		ug/L	265566	1	08/15/2018 18:35	NP
Vinyl chloride	BRL	2.0		ug/L	265566	1	08/15/2018 18:35	NP
Surr: 4-Bromofluorobenzene	74.2	68-127		%REC	265566	1	08/15/2018 18:35	NP
Surr: Dibromofluoromethane	108	84.4-122		%REC	265566	1	08/15/2018 18:35	NP
Surr: Toluene-d8	91.6	80.1-116		%REC	265566	1	08/15/2018 18:35	NP

Qualifiers:

- * Value exceeds maximum contaminant level
- BRL Below reporting limit
- H Holding times for preparation or analysis exceeded
- N Analyte not NELAC certified
- B Analyte detected in the associated method blank
- > Greater than Result value
- E Estimated (value above quantitation range)
- S Spike Recovery outside limits due to matrix
- Narr See case narrative
- NC Not confirmed
- < Less than Result value
- J Estimated value detected below Reporting Limit

Analytical Environmental Services, Inc **Date:** 17-Aug-18

Client:	Environmental Planning Specialists, Inc.	**Client Sample ID:**	18221-MW-22
Project Name:	Rheem	**Collection Date:**	8/9/2018 11:55:00 AM
Lab ID:	1808A75-030	**Matrix:**	Groundwater

Analyses	Result	Reporting Limit	Qual	Units	BatchID	Dilution Factor	Date Analyzed	Analyst
TCL VOLATILE ORGANICS SW8260B				**(SW5030B)**				
1,1,1-Trichloroethane	BRL	5.0		ug/L	265566	1	08/15/2018 18:58	NP
1,1,2,2-Tetrachloroethane	BRL	5.0		ug/L	265566	1	08/15/2018 18:58	NP
1,1,2-Trichloroethane	BRL	5.0		ug/L	265566	1	08/15/2018 18:58	NP
1,1-Dichloroethane	BRL	5.0		ug/L	265566	1	08/15/2018 18:58	NP
1,1-Dichloroethene	BRL	5.0		ug/L	265566	1	08/15/2018 18:58	NP
1,2,4-Trichlorobenzene	BRL	5.0		ug/L	265566	1	08/15/2018 18:58	NP
1,2-Dibromo-3-chloropropane	BRL	5.0		ug/L	265566	1	08/15/2018 18:58	NP
1,2-Dibromoethane	BRL	5.0		ug/L	265566	1	08/15/2018 18:58	NP
1,2-Dichlorobenzene	BRL	5.0		ug/L	265566	1	08/15/2018 18:58	NP
1,2-Dichloroethane	BRL	5.0		ug/L	265566	1	08/15/2018 18:58	NP
1,2-Dichloropropane	BRL	5.0		ug/L	265566	1	08/15/2018 18:58	NP
1,3-Dichlorobenzene	BRL	5.0		ug/L	265566	1	08/15/2018 18:58	NP
1,4-Dichlorobenzene	BRL	5.0		ug/L	265566	1	08/15/2018 18:58	NP
2-Butanone	BRL	50		ug/L	265566	1	08/15/2018 18:58	NP
2-Hexanone	BRL	10		ug/L	265566	1	08/15/2018 18:58	NP
4-Methyl-2-pentanone	BRL	10		ug/L	265566	1	08/15/2018 18:58	NP
Acetone	BRL	50		ug/L	265566	1	08/15/2018 18:58	NP
Benzene	BRL	5.0		ug/L	265566	1	08/15/2018 18:58	NP
Bromodichloromethane	BRL	5.0		ug/L	265566	1	08/15/2018 18:58	NP
Bromoform	BRL	5.0		ug/L	265566	1	08/15/2018 18:58	NP
Bromomethane	BRL	5.0		ug/L	265566	1	08/15/2018 18:58	NP
Carbon disulfide	BRL	5.0		ug/L	265566	1	08/15/2018 18:58	NP
Carbon tetrachloride	BRL	5.0		ug/L	265566	1	08/15/2018 18:58	NP
Chlorobenzene	BRL	5.0		ug/L	265566	1	08/15/2018 18:58	NP
Chloroethane	BRL	10		ug/L	265566	1	08/15/2018 18:58	NP
Chloroform	BRL	5.0		ug/L	265566	1	08/15/2018 18:58	NP
Chloromethane	BRL	10		ug/L	265566	1	08/15/2018 18:58	NP
cis-1,2-Dichloroethene	BRL	5.0		ug/L	265566	1	08/15/2018 18:58	NP
cis-1,3-Dichloropropene	BRL	5.0		ug/L	265566	1	08/15/2018 18:58	NP
Cyclohexane	BRL	5.0		ug/L	265566	1	08/15/2018 18:58	NP
Dibromochloromethane	BRL	5.0		ug/L	265566	1	08/15/2018 18:58	NP
Dichlorodifluoromethane	BRL	10		ug/L	265566	1	08/15/2018 18:58	NP
Ethylbenzene	BRL	5.0		ug/L	265566	1	08/15/2018 18:58	NP
Freon-113	BRL	10		ug/L	265566	1	08/15/2018 18:58	NP
Isopropylbenzene	BRL	5.0		ug/L	265566	1	08/15/2018 18:58	NP
m,p-Xylene	BRL	5.0		ug/L	265566	1	08/15/2018 18:58	NP
Methyl acetate	BRL	5.0		ug/L	265566	1	08/15/2018 18:58	NP
Methyl tert-butyl ether	BRL	5.0		ug/L	265566	1	08/15/2018 18:58	NP
Methylcyclohexane	BRL	5.0		ug/L	265566	1	08/15/2018 18:58	NP
Methylene chloride	BRL	5.0		ug/L	265566	1	08/15/2018 18:58	NP
o-Xylene	BRL	5.0		ug/L	265566	1	08/15/2018 18:58	NP

Qualifiers:

- * Value exceeds maximum contaminant level
- BRL Below reporting limit
- H Holding times for preparation or analysis exceeded
- N Analyte not NELAC certified
- B Analyte detected in the associated method blank
- > Greater than Result value
- E Estimated (value above quantitation range)
- S Spike Recovery outside limits due to matrix
- Narr See case narrative
- NC Not confirmed
- < Less than Result value
- J Estimated value detected below Reporting Limit

Analytical Environmental Services, Inc **Date:** 17-Aug-18

Client:	Environmental Planning Specialists, Inc.	**Client Sample ID:**	18221-MW-22
Project Name:	Rheem	**Collection Date:**	8/9/2018 11:55:00 AM
Lab ID:	1808A75-030	**Matrix:**	Groundwater

Analyses	Result	Reporting Limit	Qual	Units	BatchID	Dilution Factor	Date Analyzed	Analyst
TCL VOLATILE ORGANICS SW8260B				**(SW5030B)**				
Styrene	BRL	5.0		ug/L	265566	1	08/15/2018 18:58	NP
Tetrachloroethene	BRL	5.0		ug/L	265566	1	08/15/2018 18:58	NP
Toluene	BRL	5.0		ug/L	265566	1	08/15/2018 18:58	NP
trans-1,2-Dichloroethene	BRL	5.0		ug/L	265566	1	08/15/2018 18:58	NP
trans-1,3-Dichloropropene	BRL	5.0		ug/L	265566	1	08/15/2018 18:58	NP
Trichloroethene	BRL	5.0		ug/L	265566	1	08/15/2018 18:58	NP
Trichlorofluoromethane	BRL	5.0		ug/L	265566	1	08/15/2018 18:58	NP
Vinyl chloride	BRL	2.0		ug/L	265566	1	08/15/2018 18:58	NP
Surr: 4-Bromofluorobenzene	73.6	68-127		%REC	265566	1	08/15/2018 18:58	NP
Surr: Dibromofluoromethane	110	84.4-122		%REC	265566	1	08/15/2018 18:58	NP
Surr: Toluene-d8	93.3	80.1-116		%REC	265566	1	08/15/2018 18:58	NP

Qualifiers:

- * Value exceeds maximum contaminant level
- BRL Below reporting limit
- H Holding times for preparation or analysis exceeded
- N Analyte not NELAC certified
- B Analyte detected in the associated method blank
- > Greater than Result value
- E Estimated (value above quantitation range)
- S Spike Recovery outside limits due to matrix
- Narr See case narrative
- NC Not confirmed
- < Less than Result value
- J Estimated value detected below Reporting Limit

Analytical Environmental Services, Inc **Date:** 17-Aug-18

Client:	Environmental Planning Specialists, Inc.	**Client Sample ID:**	18221-MW-23
Project Name:	Rheem	**Collection Date:**	8/9/2018 2:35:00 PM
Lab ID:	1808A75-031	**Matrix:**	Groundwater

Analyses	Result	Reporting Limit	Qual	Units	BatchID	Dilution Factor	Date Analyzed	Analyst
TCL VOLATILE ORGANICS SW8260B				**(SW5030B)**				
1,1,1-Trichloroethane	BRL	5.0		ug/L	265566	1	08/16/2018 11:56	NP
1,1,2,2-Tetrachloroethane	BRL	5.0		ug/L	265566	1	08/16/2018 11:56	NP
1,1,2-Trichloroethane	BRL	5.0		ug/L	265566	1	08/16/2018 11:56	NP
1,1-Dichloroethane	BRL	5.0		ug/L	265566	1	08/16/2018 11:56	NP
1,1-Dichloroethene	BRL	5.0		ug/L	265566	1	08/16/2018 11:56	NP
1,2,4-Trichlorobenzene	BRL	5.0		ug/L	265566	1	08/16/2018 11:56	NP
1,2-Dibromo-3-chloropropane	BRL	5.0		ug/L	265566	1	08/16/2018 11:56	NP
1,2-Dibromoethane	BRL	5.0		ug/L	265566	1	08/16/2018 11:56	NP
1,2-Dichlorobenzene	BRL	5.0		ug/L	265566	1	08/16/2018 11:56	NP
1,2-Dichloroethane	BRL	5.0		ug/L	265566	1	08/16/2018 11:56	NP
1,2-Dichloropropane	BRL	5.0		ug/L	265566	1	08/16/2018 11:56	NP
1,3-Dichlorobenzene	BRL	5.0		ug/L	265566	1	08/16/2018 11:56	NP
1,4-Dichlorobenzene	BRL	5.0		ug/L	265566	1	08/16/2018 11:56	NP
2-Butanone	BRL	50		ug/L	265566	1	08/16/2018 11:56	NP
2-Hexanone	BRL	10		ug/L	265566	1	08/16/2018 11:56	NP
4-Methyl-2-pentanone	BRL	10		ug/L	265566	1	08/16/2018 11:56	NP
Acetone	BRL	50		ug/L	265566	1	08/16/2018 11:56	NP
Benzene	BRL	5.0		ug/L	265566	1	08/16/2018 11:56	NP
Bromodichloromethane	BRL	5.0		ug/L	265566	1	08/16/2018 11:56	NP
Bromoform	BRL	5.0		ug/L	265566	1	08/16/2018 11:56	NP
Bromomethane	BRL	5.0		ug/L	265566	1	08/16/2018 11:56	NP
Carbon disulfide	BRL	5.0		ug/L	265566	1	08/16/2018 11:56	NP
Carbon tetrachloride	BRL	5.0		ug/L	265566	1	08/16/2018 11:56	NP
Chlorobenzene	BRL	5.0		ug/L	265566	1	08/16/2018 11:56	NP
Chloroethane	BRL	10		ug/L	265566	1	08/16/2018 11:56	NP
Chloroform	BRL	5.0		ug/L	265566	1	08/16/2018 11:56	NP
Chloromethane	BRL	10		ug/L	265566	1	08/16/2018 11:56	NP
cis-1,2-Dichloroethene	BRL	5.0		ug/L	265566	1	08/16/2018 11:56	NP
cis-1,3-Dichloropropene	BRL	5.0		ug/L	265566	1	08/16/2018 11:56	NP
Cyclohexane	BRL	5.0		ug/L	265566	1	08/16/2018 11:56	NP
Dibromochloromethane	BRL	5.0		ug/L	265566	1	08/16/2018 11:56	NP
Dichlorodifluoromethane	BRL	10		ug/L	265566	1	08/16/2018 11:56	NP
Ethylbenzene	BRL	5.0		ug/L	265566	1	08/16/2018 11:56	NP
Freon-113	BRL	10		ug/L	265566	1	08/16/2018 11:56	NP
Isopropylbenzene	BRL	5.0		ug/L	265566	1	08/16/2018 11:56	NP
m,p-Xylene	BRL	5.0		ug/L	265566	1	08/16/2018 11:56	NP
Methyl acetate	BRL	5.0		ug/L	265566	1	08/16/2018 11:56	NP
Methyl tert-butyl ether	BRL	5.0		ug/L	265566	1	08/16/2018 11:56	NP
Methylcyclohexane	BRL	5.0		ug/L	265566	1	08/16/2018 11:56	NP
Methylene chloride	BRL	5.0		ug/L	265566	1	08/16/2018 11:56	NP
o-Xylene	BRL	5.0		ug/L	265566	1	08/16/2018 11:56	NP

Qualifiers:

- * Value exceeds maximum contaminant level
- BRL Below reporting limit
- H Holding times for preparation or analysis exceeded
- N Analyte not NELAC certified
- B Analyte detected in the associated method blank
- > Greater than Result value
- E Estimated (value above quantitation range)
- S Spike Recovery outside limits due to matrix
- Narr See case narrative
- NC Not confirmed
- < Less than Result value
- J Estimated value detected below Reporting Limit

Analytical Environmental Services, Inc **Date:** 17-Aug-18

Client:	Environmental Planning Specialists, Inc.	**Client Sample ID:**	18221-MW-23
Project Name:	Rheem	**Collection Date:**	8/9/2018 2:35:00 PM
Lab ID:	1808A75-031	**Matrix:**	Groundwater

Analyses	Result	Reporting Limit	Qual	Units	BatchID	Dilution Factor	Date Analyzed	Analyst
TCL VOLATILE ORGANICS SW8260B				**(SW5030B)**				
Styrene	BRL	5.0		ug/L	265566	1	08/16/2018 11:56	NP
Tetrachloroethene	BRL	5.0		ug/L	265566	1	08/16/2018 11:56	NP
Toluene	BRL	5.0		ug/L	265566	1	08/16/2018 11:56	NP
trans-1,2-Dichloroethene	BRL	5.0		ug/L	265566	1	08/16/2018 11:56	NP
trans-1,3-Dichloropropene	BRL	5.0		ug/L	265566	1	08/16/2018 11:56	NP
Trichloroethene	81	5.0		ug/L	265566	1	08/16/2018 11:56	NP
Trichlorofluoromethane	BRL	5.0		ug/L	265566	1	08/16/2018 11:56	NP
Vinyl chloride	BRL	2.0		ug/L	265566	1	08/16/2018 11:56	NP
Surr: 4-Bromofluorobenzene	75.1	68-127		%REC	265566	1	08/16/2018 11:56	NP
Surr: Dibromofluoromethane	107	84.4-122		%REC	265566	1	08/16/2018 11:56	NP
Surr: Toluene-d8	90.3	80.1-116		%REC	265566	1	08/16/2018 11:56	NP

Qualifiers:

- * Value exceeds maximum contaminant level
- BRL Below reporting limit
- H Holding times for preparation or analysis exceeded
- N Analyte not NELAC certified
- B Analyte detected in the associated method blank
- > Greater than Result value
- E Estimated (value above quantitation range)
- S Spike Recovery outside limits due to matrix
- Narr See case narrative
- NC Not confirmed
- < Less than Result value
- J Estimated value detected below Reporting Limit

Analytical Environmental Services, Inc **Date:** 17-Aug-18

Client:	Environmental Planning Specialists, Inc.	**Client Sample ID:**	18221-MW-24
Project Name:	Rheem	**Collection Date:**	8/9/2018 3:15:00 PM
Lab ID:	1808A75-032	**Matrix:**	Groundwater

Analyses	Result	Reporting Limit	Qual	Units	BatchID	Dilution Factor	Date Analyzed	Analyst
TCL VOLATILE ORGANICS SW8260B				**(SW5030B)**				
1,1,1-Trichloroethane	BRL	5.0		ug/L	265566	1	08/15/2018 19:22	NP
1,1,2,2-Tetrachloroethane	BRL	5.0		ug/L	265566	1	08/15/2018 19:22	NP
1,1,2-Trichloroethane	BRL	5.0		ug/L	265566	1	08/15/2018 19:22	NP
1,1-Dichloroethane	BRL	5.0		ug/L	265566	1	08/15/2018 19:22	NP
1,1-Dichloroethene	BRL	5.0		ug/L	265566	1	08/15/2018 19:22	NP
1,2,4-Trichlorobenzene	BRL	5.0		ug/L	265566	1	08/15/2018 19:22	NP
1,2-Dibromo-3-chloropropane	BRL	5.0		ug/L	265566	1	08/15/2018 19:22	NP
1,2-Dibromoethane	BRL	5.0		ug/L	265566	1	08/15/2018 19:22	NP
1,2-Dichlorobenzene	BRL	5.0		ug/L	265566	1	08/15/2018 19:22	NP
1,2-Dichloroethane	BRL	5.0		ug/L	265566	1	08/15/2018 19:22	NP
1,2-Dichloropropane	BRL	5.0		ug/L	265566	1	08/15/2018 19:22	NP
1,3-Dichlorobenzene	BRL	5.0		ug/L	265566	1	08/15/2018 19:22	NP
1,4-Dichlorobenzene	BRL	5.0		ug/L	265566	1	08/15/2018 19:22	NP
2-Butanone	BRL	50		ug/L	265566	1	08/15/2018 19:22	NP
2-Hexanone	BRL	10		ug/L	265566	1	08/15/2018 19:22	NP
4-Methyl-2-pentanone	BRL	10		ug/L	265566	1	08/15/2018 19:22	NP
Acetone	BRL	50		ug/L	265566	1	08/15/2018 19:22	NP
Benzene	BRL	5.0		ug/L	265566	1	08/15/2018 19:22	NP
Bromodichloromethane	BRL	5.0		ug/L	265566	1	08/15/2018 19:22	NP
Bromoform	BRL	5.0		ug/L	265566	1	08/15/2018 19:22	NP
Bromomethane	BRL	5.0		ug/L	265566	1	08/15/2018 19:22	NP
Carbon disulfide	BRL	5.0		ug/L	265566	1	08/15/2018 19:22	NP
Carbon tetrachloride	BRL	5.0		ug/L	265566	1	08/15/2018 19:22	NP
Chlorobenzene	BRL	5.0		ug/L	265566	1	08/15/2018 19:22	NP
Chloroethane	BRL	10		ug/L	265566	1	08/15/2018 19:22	NP
Chloroform	BRL	5.0		ug/L	265566	1	08/15/2018 19:22	NP
Chloromethane	BRL	10		ug/L	265566	1	08/15/2018 19:22	NP
cis-1,2-Dichloroethene	BRL	5.0		ug/L	265566	1	08/15/2018 19:22	NP
cis-1,3-Dichloropropene	BRL	5.0		ug/L	265566	1	08/15/2018 19:22	NP
Cyclohexane	BRL	5.0		ug/L	265566	1	08/15/2018 19:22	NP
Dibromochloromethane	BRL	5.0		ug/L	265566	1	08/15/2018 19:22	NP
Dichlorodifluoromethane	BRL	10		ug/L	265566	1	08/15/2018 19:22	NP
Ethylbenzene	BRL	5.0		ug/L	265566	1	08/15/2018 19:22	NP
Freon-113	BRL	10		ug/L	265566	1	08/15/2018 19:22	NP
Isopropylbenzene	BRL	5.0		ug/L	265566	1	08/15/2018 19:22	NP
m,p-Xylene	BRL	5.0		ug/L	265566	1	08/15/2018 19:22	NP
Methyl acetate	BRL	5.0		ug/L	265566	1	08/15/2018 19:22	NP
Methyl tert-butyl ether	BRL	5.0		ug/L	265566	1	08/15/2018 19:22	NP
Methylcyclohexane	BRL	5.0		ug/L	265566	1	08/15/2018 19:22	NP
Methylene chloride	BRL	5.0		ug/L	265566	1	08/15/2018 19:22	NP
o-Xylene	BRL	5.0		ug/L	265566	1	08/15/2018 19:22	NP

Qualifiers:

- * Value exceeds maximum contaminant level
- BRL Below reporting limit
- H Holding times for preparation or analysis exceeded
- N Analyte not NELAC certified
- B Analyte detected in the associated method blank
- > Greater than Result value
- E Estimated (value above quantitation range)
- S Spike Recovery outside limits due to matrix
- Narr See case narrative
- NC Not confirmed
- < Less than Result value
- J Estimated value detected below Reporting Limit

Analytical Environmental Services, Inc **Date:** 17-Aug-18

Client:	Environmental Planning Specialists, Inc.	**Client Sample ID:**	18221-MW-24
Project Name:	Rheem	**Collection Date:**	8/9/2018 3:15:00 PM
Lab ID:	1808A75-032	**Matrix:**	Groundwater

Analyses	Result	Reporting Limit	Qual	Units	BatchID	Dilution Factor	Date Analyzed	Analyst
TCL VOLATILE ORGANICS SW8260B				**(SW5030B)**				
Styrene	BRL	5.0		ug/L	265566	1	08/15/2018 19:22	NP
Tetrachloroethene	BRL	5.0		ug/L	265566	1	08/15/2018 19:22	NP
Toluene	BRL	5.0		ug/L	265566	1	08/15/2018 19:22	NP
trans-1,2-Dichloroethene	BRL	5.0		ug/L	265566	1	08/15/2018 19:22	NP
trans-1,3-Dichloropropene	BRL	5.0		ug/L	265566	1	08/15/2018 19:22	NP
Trichloroethene	37	5.0		ug/L	265566	1	08/15/2018 19:22	NP
Trichlorofluoromethane	BRL	5.0		ug/L	265566	1	08/15/2018 19:22	NP
Vinyl chloride	BRL	2.0		ug/L	265566	1	08/15/2018 19:22	NP
Surr: 4-Bromofluorobenzene	73	68-127		%REC	265566	1	08/15/2018 19:22	NP
Surr: Dibromofluoromethane	109	84.4-122		%REC	265566	1	08/15/2018 19:22	NP
Surr: Toluene-d8	91.8	80.1-116		%REC	265566	1	08/15/2018 19:22	NP

Qualifiers:

- * Value exceeds maximum contaminant level
- BRL Below reporting limit
- H Holding times for preparation or analysis exceeded
- N Analyte not NELAC certified
- B Analyte detected in the associated method blank
- > Greater than Result value
- E Estimated (value above quantitation range)
- S Spike Recovery outside limits due to matrix
- Narr See case narrative
- NC Not confirmed
- < Less than Result value
- J Estimated value detected below Reporting Limit

Analytical Environmental Services, Inc **Date:** 17-Aug-18

Client:	Environmental Planning Specialists, Inc.	**Client Sample ID:**	18221-MW-53A
Project Name:	Rheem	**Collection Date:**	8/9/2018 4:20:00 PM
Lab ID:	1808A75-033	**Matrix:**	Groundwater

Analyses	Result	Reporting Limit	Qual	Units	BatchID	Dilution Factor	Date Analyzed	Analyst
TCL VOLATILE ORGANICS SW8260B				**(SW5030B)**				
1,1,1-Trichloroethane	BRL	5.0		ug/L	265566	1	08/15/2018 15:48	NP
1,1,2,2-Tetrachloroethane	BRL	5.0		ug/L	265566	1	08/15/2018 15:48	NP
1,1,2-Trichloroethane	BRL	5.0		ug/L	265566	1	08/15/2018 15:48	NP
1,1-Dichloroethane	BRL	5.0		ug/L	265566	1	08/15/2018 15:48	NP
1,1-Dichloroethene	BRL	5.0		ug/L	265566	1	08/15/2018 15:48	NP
1,2,4-Trichlorobenzene	BRL	5.0		ug/L	265566	1	08/15/2018 15:48	NP
1,2-Dibromo-3-chloropropane	BRL	5.0		ug/L	265566	1	08/15/2018 15:48	NP
1,2-Dibromoethane	BRL	5.0		ug/L	265566	1	08/15/2018 15:48	NP
1,2-Dichlorobenzene	BRL	5.0		ug/L	265566	1	08/15/2018 15:48	NP
1,2-Dichloroethane	BRL	5.0		ug/L	265566	1	08/15/2018 15:48	NP
1,2-Dichloropropane	BRL	5.0		ug/L	265566	1	08/15/2018 15:48	NP
1,3-Dichlorobenzene	BRL	5.0		ug/L	265566	1	08/15/2018 15:48	NP
1,4-Dichlorobenzene	BRL	5.0		ug/L	265566	1	08/15/2018 15:48	NP
2-Butanone	BRL	50		ug/L	265566	1	08/15/2018 15:48	NP
2-Hexanone	BRL	10		ug/L	265566	1	08/15/2018 15:48	NP
4-Methyl-2-pentanone	BRL	10		ug/L	265566	1	08/15/2018 15:48	NP
Acetone	BRL	50		ug/L	265566	1	08/15/2018 15:48	NP
Benzene	BRL	5.0		ug/L	265566	1	08/15/2018 15:48	NP
Bromodichloromethane	BRL	5.0		ug/L	265566	1	08/15/2018 15:48	NP
Bromoform	BRL	5.0		ug/L	265566	1	08/15/2018 15:48	NP
Bromomethane	BRL	5.0		ug/L	265566	1	08/15/2018 15:48	NP
Carbon disulfide	BRL	5.0		ug/L	265566	1	08/15/2018 15:48	NP
Carbon tetrachloride	BRL	5.0		ug/L	265566	1	08/15/2018 15:48	NP
Chlorobenzene	BRL	5.0		ug/L	265566	1	08/15/2018 15:48	NP
Chloroethane	BRL	10		ug/L	265566	1	08/15/2018 15:48	NP
Chloroform	BRL	5.0		ug/L	265566	1	08/15/2018 15:48	NP
Chloromethane	BRL	10		ug/L	265566	1	08/15/2018 15:48	NP
cis-1,2-Dichloroethene	BRL	5.0		ug/L	265566	1	08/15/2018 15:48	NP
cis-1,3-Dichloropropene	BRL	5.0		ug/L	265566	1	08/15/2018 15:48	NP
Cyclohexane	BRL	5.0		ug/L	265566	1	08/15/2018 15:48	NP
Dibromochloromethane	BRL	5.0		ug/L	265566	1	08/15/2018 15:48	NP
Dichlorodifluoromethane	BRL	10		ug/L	265566	1	08/15/2018 15:48	NP
Ethylbenzene	BRL	5.0		ug/L	265566	1	08/15/2018 15:48	NP
Freon-113	BRL	10		ug/L	265566	1	08/15/2018 15:48	NP
Isopropylbenzene	BRL	5.0		ug/L	265566	1	08/15/2018 15:48	NP
m,p-Xylene	BRL	5.0		ug/L	265566	1	08/15/2018 15:48	NP
Methyl acetate	BRL	5.0		ug/L	265566	1	08/15/2018 15:48	NP
Methyl tert-butyl ether	BRL	5.0		ug/L	265566	1	08/15/2018 15:48	NP
Methylcyclohexane	BRL	5.0		ug/L	265566	1	08/15/2018 15:48	NP
Methylene chloride	BRL	5.0		ug/L	265566	1	08/15/2018 15:48	NP
o-Xylene	BRL	5.0		ug/L	265566	1	08/15/2018 15:48	NP

Qualifiers:

- * Value exceeds maximum contaminant level
- BRL Below reporting limit
- H Holding times for preparation or analysis exceeded
- N Analyte not NELAC certified
- B Analyte detected in the associated method blank
- > Greater than Result value
- E Estimated (value above quantitation range)
- S Spike Recovery outside limits due to matrix
- Narr See case narrative
- NC Not confirmed
- < Less than Result value
- J Estimated value detected below Reporting Limit

Analytical Environmental Services, Inc **Date:** 17-Aug-18

Client:	Environmental Planning Specialists, Inc.	**Client Sample ID:**	18221-MW-53A
Project Name:	Rheem	**Collection Date:**	8/9/2018 4:20:00 PM
Lab ID:	1808A75-033	**Matrix:**	Groundwater

Analyses	Result	Reporting Limit	Qual	Units	BatchID	Dilution Factor	Date Analyzed	Analyst
TCL VOLATILE ORGANICS SW8260B				**(SW5030B)**				
Styrene	BRL	5.0		ug/L	265566	1	08/15/2018 15:48	NP
Tetrachloroethene	BRL	5.0		ug/L	265566	1	08/15/2018 15:48	NP
Toluene	BRL	5.0		ug/L	265566	1	08/15/2018 15:48	NP
trans-1,2-Dichloroethene	BRL	5.0		ug/L	265566	1	08/15/2018 15:48	NP
trans-1,3-Dichloropropene	BRL	5.0		ug/L	265566	1	08/15/2018 15:48	NP
Trichloroethene	BRL	5.0		ug/L	265566	1	08/15/2018 15:48	NP
Trichlorofluoromethane	BRL	5.0		ug/L	265566	1	08/15/2018 15:48	NP
Vinyl chloride	BRL	2.0		ug/L	265566	1	08/15/2018 15:48	NP
Surr: 4-Bromofluorobenzene	82.2	68-127		%REC	265566	1	08/15/2018 15:48	NP
Surr: Dibromofluoromethane	99.1	84.4-122		%REC	265566	1	08/15/2018 15:48	NP
Surr: Toluene-d8	90.2	80.1-116		%REC	265566	1	08/15/2018 15:48	NP

Qualifiers:

*	Value exceeds maximum contaminant level	E	Estimated (value above quantitation range)
BRL	Below reporting limit	S	Spike Recovery outside limits due to matrix
H	Holding times for preparation or analysis exceeded	Narr	See case narrative
N	Analyte not NELAC certified	NC	Not confirmed
B	Analyte detected in the associated method blank	<	Less than Result value
>	Greater than Result value	J	Estimated value detected below Reporting Limit

Analytical Environmental Services, Inc **Date:** 17-Aug-18

Client:	Environmental Planning Specialists, Inc.	**Client Sample ID:**	18221-MW-3
Project Name:	Rheem	**Collection Date:**	8/9/2018 4:10:00 PM
Lab ID:	1808A75-034	**Matrix:**	Groundwater

Analyses	Result	Reporting Limit	Qual	Units	BatchID	Dilution Factor	Date Analyzed	Analyst
TCL VOLATILE ORGANICS SW8260B				**(SW5030B)**				
1,1,1-Trichloroethane	BRL	5.0		ug/L	265566	1	08/15/2018 20:09	NP
1,1,2,2-Tetrachloroethane	BRL	5.0		ug/L	265566	1	08/15/2018 20:09	NP
1,1,2-Trichloroethane	BRL	5.0		ug/L	265566	1	08/15/2018 20:09	NP
1,1-Dichloroethane	BRL	5.0		ug/L	265566	1	08/15/2018 20:09	NP
1,1-Dichloroethene	BRL	5.0		ug/L	265566	1	08/15/2018 20:09	NP
1,2,4-Trichlorobenzene	BRL	5.0		ug/L	265566	1	08/15/2018 20:09	NP
1,2-Dibromo-3-chloropropane	BRL	5.0		ug/L	265566	1	08/15/2018 20:09	NP
1,2-Dibromoethane	BRL	5.0		ug/L	265566	1	08/15/2018 20:09	NP
1,2-Dichlorobenzene	BRL	5.0		ug/L	265566	1	08/15/2018 20:09	NP
1,2-Dichloroethane	BRL	5.0		ug/L	265566	1	08/15/2018 20:09	NP
1,2-Dichloropropane	BRL	5.0		ug/L	265566	1	08/15/2018 20:09	NP
1,3-Dichlorobenzene	BRL	5.0		ug/L	265566	1	08/15/2018 20:09	NP
1,4-Dichlorobenzene	BRL	5.0		ug/L	265566	1	08/15/2018 20:09	NP
2-Butanone	BRL	50		ug/L	265566	1	08/15/2018 20:09	NP
2-Hexanone	BRL	10		ug/L	265566	1	08/15/2018 20:09	NP
4-Methyl-2-pentanone	BRL	10		ug/L	265566	1	08/15/2018 20:09	NP
Acetone	BRL	50		ug/L	265566	1	08/15/2018 20:09	NP
Benzene	BRL	5.0		ug/L	265566	1	08/15/2018 20:09	NP
Bromodichloromethane	BRL	5.0		ug/L	265566	1	08/15/2018 20:09	NP
Bromoform	BRL	5.0		ug/L	265566	1	08/15/2018 20:09	NP
Bromomethane	BRL	5.0		ug/L	265566	1	08/15/2018 20:09	NP
Carbon disulfide	BRL	5.0		ug/L	265566	1	08/15/2018 20:09	NP
Carbon tetrachloride	BRL	5.0		ug/L	265566	1	08/15/2018 20:09	NP
Chlorobenzene	BRL	5.0		ug/L	265566	1	08/15/2018 20:09	NP
Chloroethane	BRL	10		ug/L	265566	1	08/15/2018 20:09	NP
Chloroform	BRL	5.0		ug/L	265566	1	08/15/2018 20:09	NP
Chloromethane	BRL	10		ug/L	265566	1	08/15/2018 20:09	NP
cis-1,2-Dichloroethene	BRL	5.0		ug/L	265566	1	08/15/2018 20:09	NP
cis-1,3-Dichloropropene	BRL	5.0		ug/L	265566	1	08/15/2018 20:09	NP
Cyclohexane	BRL	5.0		ug/L	265566	1	08/15/2018 20:09	NP
Dibromochloromethane	BRL	5.0		ug/L	265566	1	08/15/2018 20:09	NP
Dichlorodifluoromethane	BRL	10		ug/L	265566	1	08/15/2018 20:09	NP
Ethylbenzene	BRL	5.0		ug/L	265566	1	08/15/2018 20:09	NP
Freon-113	BRL	10		ug/L	265566	1	08/15/2018 20:09	NP
Isopropylbenzene	BRL	5.0		ug/L	265566	1	08/15/2018 20:09	NP
m,p-Xylene	BRL	5.0		ug/L	265566	1	08/15/2018 20:09	NP
Methyl acetate	BRL	5.0		ug/L	265566	1	08/15/2018 20:09	NP
Methyl tert-butyl ether	BRL	5.0		ug/L	265566	1	08/15/2018 20:09	NP
Methylcyclohexane	BRL	5.0		ug/L	265566	1	08/15/2018 20:09	NP
Methylene chloride	BRL	5.0		ug/L	265566	1	08/15/2018 20:09	NP
o-Xylene	BRL	5.0		ug/L	265566	1	08/15/2018 20:09	NP

Qualifiers:

- * Value exceeds maximum contaminant level
- BRL Below reporting limit
- H Holding times for preparation or analysis exceeded
- N Analyte not NELAC certified
- B Analyte detected in the associated method blank
- > Greater than Result value
- E Estimated (value above quantitation range)
- S Spike Recovery outside limits due to matrix
- Narr See case narrative
- NC Not confirmed
- < Less than Result value
- J Estimated value detected below Reporting Limit

Analytical Environmental Services, Inc **Date:** 17-Aug-18

Client:	Environmental Planning Specialists, Inc.	**Client Sample ID:**	18221-MW-3
Project Name:	Rheem	**Collection Date:**	8/9/2018 4:10:00 PM
Lab ID:	1808A75-034	**Matrix:**	Groundwater

Analyses	Result	Reporting Limit	Qual	Units	BatchID	Dilution Factor	Date Analyzed	Analyst
TCL VOLATILE ORGANICS SW8260B				**(SW5030B)**				
Styrene	BRL	5.0		ug/L	265566	1	08/15/2018 20:09	NP
Tetrachloroethene	BRL	5.0		ug/L	265566	1	08/15/2018 20:09	NP
Toluene	BRL	5.0		ug/L	265566	1	08/15/2018 20:09	NP
trans-1,2-Dichloroethene	BRL	5.0		ug/L	265566	1	08/15/2018 20:09	NP
trans-1,3-Dichloropropene	BRL	5.0		ug/L	265566	1	08/15/2018 20:09	NP
Trichloroethene	BRL	5.0		ug/L	265566	1	08/15/2018 20:09	NP
Trichlorofluoromethane	BRL	5.0		ug/L	265566	1	08/15/2018 20:09	NP
Vinyl chloride	BRL	2.0		ug/L	265566	1	08/15/2018 20:09	NP
Surr: 4-Bromofluorobenzene	73.2	68-127		%REC	265566	1	08/15/2018 20:09	NP
Surr: Dibromofluoromethane	110	84.4-122		%REC	265566	1	08/15/2018 20:09	NP
Surr: Toluene-d8	92.9	80.1-116		%REC	265566	1	08/15/2018 20:09	NP

Qualifiers:

- * Value exceeds maximum contaminant level
- BRL Below reporting limit
- H Holding times for preparation or analysis exceeded
- N Analyte not NELAC certified
- B Analyte detected in the associated method blank
- > Greater than Result value
- E Estimated (value above quantitation range)
- S Spike Recovery outside limits due to matrix
- Narr See case narrative
- NC Not confirmed
- < Less than Result value
- J Estimated value detected below Reporting Limit

Analytical Environmental Services, Inc **Date:** 17-Aug-18

Client:	Environmental Planning Specialists, Inc.	**Client Sample ID:**	18222-MW-42E
Project Name:	Rheem	**Collection Date:**	8/10/2018 9:25:00 AM
Lab ID:	1808A75-035	**Matrix:**	Groundwater

Analyses	Result	Reporting Limit	Qual	Units	BatchID	Dilution Factor	Date Analyzed	Analyst
TCL VOLATILE ORGANICS SW8260B				**(SW5030B)**				
1,1,1-Trichloroethane	BRL	5.0		ug/L	265566	1	08/15/2018 16:12	NP
1,1,2,2-Tetrachloroethane	BRL	5.0		ug/L	265566	1	08/15/2018 16:12	NP
1,1,2-Trichloroethane	BRL	5.0		ug/L	265566	1	08/15/2018 16:12	NP
1,1-Dichloroethane	BRL	5.0		ug/L	265566	1	08/15/2018 16:12	NP
1,1-Dichloroethene	BRL	5.0		ug/L	265566	1	08/15/2018 16:12	NP
1,2,4-Trichlorobenzene	BRL	5.0		ug/L	265566	1	08/15/2018 16:12	NP
1,2-Dibromo-3-chloropropane	BRL	5.0		ug/L	265566	1	08/15/2018 16:12	NP
1,2-Dibromoethane	BRL	5.0		ug/L	265566	1	08/15/2018 16:12	NP
1,2-Dichlorobenzene	BRL	5.0		ug/L	265566	1	08/15/2018 16:12	NP
1,2-Dichloroethane	BRL	5.0		ug/L	265566	1	08/15/2018 16:12	NP
1,2-Dichloropropane	BRL	5.0		ug/L	265566	1	08/15/2018 16:12	NP
1,3-Dichlorobenzene	BRL	5.0		ug/L	265566	1	08/15/2018 16:12	NP
1,4-Dichlorobenzene	BRL	5.0		ug/L	265566	1	08/15/2018 16:12	NP
2-Butanone	BRL	50		ug/L	265566	1	08/15/2018 16:12	NP
2-Hexanone	BRL	10		ug/L	265566	1	08/15/2018 16:12	NP
4-Methyl-2-pentanone	BRL	10		ug/L	265566	1	08/15/2018 16:12	NP
Acetone	BRL	50		ug/L	265566	1	08/15/2018 16:12	NP
Benzene	BRL	5.0		ug/L	265566	1	08/15/2018 16:12	NP
Bromodichloromethane	BRL	5.0		ug/L	265566	1	08/15/2018 16:12	NP
Bromoform	BRL	5.0		ug/L	265566	1	08/15/2018 16:12	NP
Bromomethane	BRL	5.0		ug/L	265566	1	08/15/2018 16:12	NP
Carbon disulfide	BRL	5.0		ug/L	265566	1	08/15/2018 16:12	NP
Carbon tetrachloride	BRL	5.0		ug/L	265566	1	08/15/2018 16:12	NP
Chlorobenzene	BRL	5.0		ug/L	265566	1	08/15/2018 16:12	NP
Chloroethane	BRL	10		ug/L	265566	1	08/15/2018 16:12	NP
Chloroform	BRL	5.0		ug/L	265566	1	08/15/2018 16:12	NP
Chloromethane	BRL	10		ug/L	265566	1	08/15/2018 16:12	NP
cis-1,2-Dichloroethene	BRL	5.0		ug/L	265566	1	08/15/2018 16:12	NP
cis-1,3-Dichloropropene	BRL	5.0		ug/L	265566	1	08/15/2018 16:12	NP
Cyclohexane	BRL	5.0		ug/L	265566	1	08/15/2018 16:12	NP
Dibromochloromethane	BRL	5.0		ug/L	265566	1	08/15/2018 16:12	NP
Dichlorodifluoromethane	BRL	10		ug/L	265566	1	08/15/2018 16:12	NP
Ethylbenzene	BRL	5.0		ug/L	265566	1	08/15/2018 16:12	NP
Freon-113	BRL	10		ug/L	265566	1	08/15/2018 16:12	NP
Isopropylbenzene	BRL	5.0		ug/L	265566	1	08/15/2018 16:12	NP
m,p-Xylene	BRL	5.0		ug/L	265566	1	08/15/2018 16:12	NP
Methyl acetate	BRL	5.0		ug/L	265566	1	08/15/2018 16:12	NP
Methyl tert-butyl ether	BRL	5.0		ug/L	265566	1	08/15/2018 16:12	NP
Methylcyclohexane	BRL	5.0		ug/L	265566	1	08/15/2018 16:12	NP
Methylene chloride	BRL	5.0		ug/L	265566	1	08/15/2018 16:12	NP
o-Xylene	BRL	5.0		ug/L	265566	1	08/15/2018 16:12	NP

Qualifiers:

- * Value exceeds maximum contaminant level
- BRL Below reporting limit
- H Holding times for preparation or analysis exceeded
- N Analyte not NELAC certified
- B Analyte detected in the associated method blank
- > Greater than Result value
- E Estimated (value above quantitation range)
- S Spike Recovery outside limits due to matrix
- Narr See case narrative
- NC Not confirmed
- < Less than Result value
- J Estimated value detected below Reporting Limit

Analytical Environmental Services, Inc **Date:** 17-Aug-18

Client:	Environmental Planning Specialists, Inc.	**Client Sample ID:**	18222-MW-42E
Project Name:	Rheem	**Collection Date:**	8/10/2018 9:25:00 AM
Lab ID:	1808A75-035	**Matrix:**	Groundwater

Analyses	Result	Reporting Limit	Qual	Units	BatchID	Dilution Factor	Date Analyzed	Analyst
TCL VOLATILE ORGANICS SW8260B				**(SW5030B)**				
Styrene	BRL	5.0		ug/L	265566	1	08/15/2018 16:12	NP
Tetrachloroethene	BRL	5.0		ug/L	265566	1	08/15/2018 16:12	NP
Toluene	BRL	5.0		ug/L	265566	1	08/15/2018 16:12	NP
trans-1,2-Dichloroethene	BRL	5.0		ug/L	265566	1	08/15/2018 16:12	NP
trans-1,3-Dichloropropene	BRL	5.0		ug/L	265566	1	08/15/2018 16:12	NP
Trichloroethene	21	5.0		ug/L	265566	1	08/15/2018 16:12	NP
Trichlorofluoromethane	BRL	5.0		ug/L	265566	1	08/15/2018 16:12	NP
Vinyl chloride	BRL	2.0		ug/L	265566	1	08/15/2018 16:12	NP
Surr: 4-Bromofluorobenzene	79.1	68-127		%REC	265566	1	08/15/2018 16:12	NP
Surr: Dibromofluoromethane	102	84.4-122		%REC	265566	1	08/15/2018 16:12	NP
Surr: Toluene-d8	91.7	80.1-116		%REC	265566	1	08/15/2018 16:12	NP

Qualifiers:

*	Value exceeds maximum contaminant level	E	Estimated (value above quantitation range)
BRL	Below reporting limit	S	Spike Recovery outside limits due to matrix
H	Holding times for preparation or analysis exceeded	Narr	See case narrative
N	Analyte not NELAC certified	NC	Not confirmed
B	Analyte detected in the associated method blank	<	Less than Result value
>	Greater than Result value	J	Estimated value detected below Reporting Limit

Analytical Environmental Services, Inc **Date:** 17-Aug-18

Client:	Environmental Planning Specialists, Inc.	**Client Sample ID:**	18222-MW-25
Project Name:	Rheem	**Collection Date:**	8/10/2018 10:25:00 AM
Lab ID:	1808A75-036	**Matrix:**	Groundwater

Analyses	Result	Reporting Limit	Qual	Units	BatchID	Dilution Factor	Date Analyzed	Analyst
TCL VOLATILE ORGANICS SW8260B				**(SW5030B)**				
1,1,1-Trichloroethane	BRL	5.0		ug/L	265566	1	08/15/2018 19:45	NP
1,1,2,2-Tetrachloroethane	BRL	5.0		ug/L	265566	1	08/15/2018 19:45	NP
1,1,2-Trichloroethane	BRL	5.0		ug/L	265566	1	08/15/2018 19:45	NP
1,1-Dichloroethane	BRL	5.0		ug/L	265566	1	08/15/2018 19:45	NP
1,1-Dichloroethene	BRL	5.0		ug/L	265566	1	08/15/2018 19:45	NP
1,2,4-Trichlorobenzene	BRL	5.0		ug/L	265566	1	08/15/2018 19:45	NP
1,2-Dibromo-3-chloropropane	BRL	5.0		ug/L	265566	1	08/15/2018 19:45	NP
1,2-Dibromoethane	BRL	5.0		ug/L	265566	1	08/15/2018 19:45	NP
1,2-Dichlorobenzene	BRL	5.0		ug/L	265566	1	08/15/2018 19:45	NP
1,2-Dichloroethane	BRL	5.0		ug/L	265566	1	08/15/2018 19:45	NP
1,2-Dichloropropane	BRL	5.0		ug/L	265566	1	08/15/2018 19:45	NP
1,3-Dichlorobenzene	BRL	5.0		ug/L	265566	1	08/15/2018 19:45	NP
1,4-Dichlorobenzene	BRL	5.0		ug/L	265566	1	08/15/2018 19:45	NP
2-Butanone	BRL	50		ug/L	265566	1	08/15/2018 19:45	NP
2-Hexanone	BRL	10		ug/L	265566	1	08/15/2018 19:45	NP
4-Methyl-2-pentanone	BRL	10		ug/L	265566	1	08/15/2018 19:45	NP
Acetone	BRL	50		ug/L	265566	1	08/15/2018 19:45	NP
Benzene	BRL	5.0		ug/L	265566	1	08/15/2018 19:45	NP
Bromodichloromethane	BRL	5.0		ug/L	265566	1	08/15/2018 19:45	NP
Bromoform	BRL	5.0		ug/L	265566	1	08/15/2018 19:45	NP
Bromomethane	BRL	5.0		ug/L	265566	1	08/15/2018 19:45	NP
Carbon disulfide	BRL	5.0		ug/L	265566	1	08/15/2018 19:45	NP
Carbon tetrachloride	BRL	5.0		ug/L	265566	1	08/15/2018 19:45	NP
Chlorobenzene	BRL	5.0		ug/L	265566	1	08/15/2018 19:45	NP
Chloroethane	BRL	10		ug/L	265566	1	08/15/2018 19:45	NP
Chloroform	BRL	5.0		ug/L	265566	1	08/15/2018 19:45	NP
Chloromethane	BRL	10		ug/L	265566	1	08/15/2018 19:45	NP
cis-1,2-Dichloroethene	BRL	5.0		ug/L	265566	1	08/15/2018 19:45	NP
cis-1,3-Dichloropropene	BRL	5.0		ug/L	265566	1	08/15/2018 19:45	NP
Cyclohexane	BRL	5.0		ug/L	265566	1	08/15/2018 19:45	NP
Dibromochloromethane	BRL	5.0		ug/L	265566	1	08/15/2018 19:45	NP
Dichlorodifluoromethane	BRL	10		ug/L	265566	1	08/15/2018 19:45	NP
Ethylbenzene	BRL	5.0		ug/L	265566	1	08/15/2018 19:45	NP
Freon-113	BRL	10		ug/L	265566	1	08/15/2018 19:45	NP
Isopropylbenzene	BRL	5.0		ug/L	265566	1	08/15/2018 19:45	NP
m,p-Xylene	BRL	5.0		ug/L	265566	1	08/15/2018 19:45	NP
Methyl acetate	BRL	5.0		ug/L	265566	1	08/15/2018 19:45	NP
Methyl tert-butyl ether	BRL	5.0		ug/L	265566	1	08/15/2018 19:45	NP
Methylcyclohexane	BRL	5.0		ug/L	265566	1	08/15/2018 19:45	NP
Methylene chloride	BRL	5.0		ug/L	265566	1	08/15/2018 19:45	NP
o-Xylene	BRL	5.0		ug/L	265566	1	08/15/2018 19:45	NP

Qualifiers:

- * Value exceeds maximum contaminant level
- BRL Below reporting limit
- H Holding times for preparation or analysis exceeded
- N Analyte not NELAC certified
- B Analyte detected in the associated method blank
- > Greater than Result value
- E Estimated (value above quantitation range)
- S Spike Recovery outside limits due to matrix
- Narr See case narrative
- NC Not confirmed
- < Less than Result value
- J Estimated value detected below Reporting Limit

Analytical Environmental Services, Inc **Date:** 17-Aug-18

Client:	Environmental Planning Specialists, Inc.	**Client Sample ID:**	18222-MW-25
Project Name:	Rheem	**Collection Date:**	8/10/2018 10:25:00 AM
Lab ID:	1808A75-036	**Matrix:**	Groundwater

Analyses	Result	Reporting Limit	Qual	Units	BatchID	Dilution Factor	Date Analyzed	Analyst
TCL VOLATILE ORGANICS SW8260B				**(SW5030B)**				
Styrene	BRL	5.0		ug/L	265566	1	08/15/2018 19:45	NP
Tetrachloroethene	BRL	5.0		ug/L	265566	1	08/15/2018 19:45	NP
Toluene	BRL	5.0		ug/L	265566	1	08/15/2018 19:45	NP
trans-1,2-Dichloroethene	BRL	5.0		ug/L	265566	1	08/15/2018 19:45	NP
trans-1,3-Dichloropropene	BRL	5.0		ug/L	265566	1	08/15/2018 19:45	NP
Trichloroethene	BRL	5.0		ug/L	265566	1	08/15/2018 19:45	NP
Trichlorofluoromethane	BRL	5.0		ug/L	265566	1	08/15/2018 19:45	NP
Vinyl chloride	BRL	2.0		ug/L	265566	1	08/15/2018 19:45	NP
Surr: 4-Bromofluorobenzene	73.9	68-127		%REC	265566	1	08/15/2018 19:45	NP
Surr: Dibromofluoromethane	110	84.4-122		%REC	265566	1	08/15/2018 19:45	NP
Surr: Toluene-d8	94.1	80.1-116		%REC	265566	1	08/15/2018 19:45	NP

Qualifiers:

*	Value exceeds maximum contaminant level	E	Estimated (value above quantitation range)
BRL	Below reporting limit	S	Spike Recovery outside limits due to matrix
H	Holding times for preparation or analysis exceeded	Narr	See case narrative
N	Analyte not NELAC certified	NC	Not confirmed
B	Analyte detected in the associated method blank	<	Less than Result value
>	Greater than Result value	J	Estimated value detected below Reporting Limit

Analytical Environmental Services, Inc **Date:** 17-Aug-18

Client:	Environmental Planning Specialists, Inc.	**Client Sample ID:**	18222-TRIP BLANK
Project Name:	Rheem	**Collection Date:**	8/10/2018 12:00:00 PM
Lab ID:	1808A75-037	**Matrix:**	Aqueous

Analyses	Result	Reporting Limit	Qual	Units	BatchID	Dilution Factor	Date Analyzed	Analyst
TCL VOLATILE ORGANICS SW8260B				**(SW5030B)**				
1,1,1-Trichloroethane	BRL	5.0		ug/L	265566	1	08/15/2018 15:00	NP
1,1,2,2-Tetrachloroethane	BRL	5.0		ug/L	265566	1	08/15/2018 15:00	NP
1,1,2-Trichloroethane	BRL	5.0		ug/L	265566	1	08/15/2018 15:00	NP
1,1-Dichloroethane	BRL	5.0		ug/L	265566	1	08/15/2018 15:00	NP
1,1-Dichloroethene	BRL	5.0		ug/L	265566	1	08/15/2018 15:00	NP
1,2,4-Trichlorobenzene	BRL	5.0		ug/L	265566	1	08/15/2018 15:00	NP
1,2-Dibromo-3-chloropropane	BRL	5.0		ug/L	265566	1	08/15/2018 15:00	NP
1,2-Dibromoethane	BRL	5.0		ug/L	265566	1	08/15/2018 15:00	NP
1,2-Dichlorobenzene	BRL	5.0		ug/L	265566	1	08/15/2018 15:00	NP
1,2-Dichloroethane	BRL	5.0		ug/L	265566	1	08/15/2018 15:00	NP
1,2-Dichloropropane	BRL	5.0		ug/L	265566	1	08/15/2018 15:00	NP
1,3-Dichlorobenzene	BRL	5.0		ug/L	265566	1	08/15/2018 15:00	NP
1,4-Dichlorobenzene	BRL	5.0		ug/L	265566	1	08/15/2018 15:00	NP
2-Butanone	BRL	50		ug/L	265566	1	08/15/2018 15:00	NP
2-Hexanone	BRL	10		ug/L	265566	1	08/15/2018 15:00	NP
4-Methyl-2-pentanone	BRL	10		ug/L	265566	1	08/15/2018 15:00	NP
Acetone	BRL	50		ug/L	265566	1	08/15/2018 15:00	NP
Benzene	BRL	5.0		ug/L	265566	1	08/15/2018 15:00	NP
Bromodichloromethane	BRL	5.0		ug/L	265566	1	08/15/2018 15:00	NP
Bromoform	BRL	5.0		ug/L	265566	1	08/15/2018 15:00	NP
Bromomethane	BRL	5.0		ug/L	265566	1	08/15/2018 15:00	NP
Carbon disulfide	BRL	5.0		ug/L	265566	1	08/15/2018 15:00	NP
Carbon tetrachloride	BRL	5.0		ug/L	265566	1	08/15/2018 15:00	NP
Chlorobenzene	BRL	5.0		ug/L	265566	1	08/15/2018 15:00	NP
Chloroethane	BRL	10		ug/L	265566	1	08/15/2018 15:00	NP
Chloroform	BRL	5.0		ug/L	265566	1	08/15/2018 15:00	NP
Chloromethane	BRL	10		ug/L	265566	1	08/15/2018 15:00	NP
cis-1,2-Dichloroethene	BRL	5.0		ug/L	265566	1	08/15/2018 15:00	NP
cis-1,3-Dichloropropene	BRL	5.0		ug/L	265566	1	08/15/2018 15:00	NP
Cyclohexane	BRL	5.0		ug/L	265566	1	08/15/2018 15:00	NP
Dibromochloromethane	BRL	5.0		ug/L	265566	1	08/15/2018 15:00	NP
Dichlorodifluoromethane	BRL	10		ug/L	265566	1	08/15/2018 15:00	NP
Ethylbenzene	BRL	5.0		ug/L	265566	1	08/15/2018 15:00	NP
Freon-113	BRL	10		ug/L	265566	1	08/15/2018 15:00	NP
Isopropylbenzene	BRL	5.0		ug/L	265566	1	08/15/2018 15:00	NP
m,p-Xylene	BRL	5.0		ug/L	265566	1	08/15/2018 15:00	NP
Methyl acetate	BRL	5.0		ug/L	265566	1	08/15/2018 15:00	NP
Methyl tert-butyl ether	BRL	5.0		ug/L	265566	1	08/15/2018 15:00	NP
Methylcyclohexane	BRL	5.0		ug/L	265566	1	08/15/2018 15:00	NP
Methylene chloride	BRL	5.0		ug/L	265566	1	08/15/2018 15:00	NP
o-Xylene	BRL	5.0		ug/L	265566	1	08/15/2018 15:00	NP

Qualifiers:

- * Value exceeds maximum contaminant level
- BRL Below reporting limit
- H Holding times for preparation or analysis exceeded
- N Analyte not NELAC certified
- B Analyte detected in the associated method blank
- > Greater than Result value
- E Estimated (value above quantitation range)
- S Spike Recovery outside limits due to matrix
- Narr See case narrative
- NC Not confirmed
- < Less than Result value
- J Estimated value detected below Reporting Limit

Analytical Environmental Services, Inc **Date:** 17-Aug-18

Client:	Environmental Planning Specialists, Inc.	**Client Sample ID:**	18222-TRIP BLANK
Project Name:	Rheem	**Collection Date:**	8/10/2018 12:00:00 PM
Lab ID:	1808A75-037	**Matrix:**	Aqueous

Analyses	Result	Reporting Limit	Qual	Units	BatchID	Dilution Factor	Date Analyzed	Analyst
TCL VOLATILE ORGANICS SW8260B				**(SW5030B)**				
Styrene	BRL	5.0		ug/L	265566	1	08/15/2018 15:00	NP
Tetrachloroethene	BRL	5.0		ug/L	265566	1	08/15/2018 15:00	NP
Toluene	BRL	5.0		ug/L	265566	1	08/15/2018 15:00	NP
trans-1,2-Dichloroethene	BRL	5.0		ug/L	265566	1	08/15/2018 15:00	NP
trans-1,3-Dichloropropene	BRL	5.0		ug/L	265566	1	08/15/2018 15:00	NP
Trichloroethene	BRL	5.0		ug/L	265566	1	08/15/2018 15:00	NP
Trichlorofluoromethane	BRL	5.0		ug/L	265566	1	08/15/2018 15:00	NP
Vinyl chloride	BRL	2.0		ug/L	265566	1	08/15/2018 15:00	NP
Surr: 4-Bromofluorobenzene	83	68-127		%REC	265566	1	08/15/2018 15:00	NP
Surr: Dibromofluoromethane	95.4	84.4-122		%REC	265566	1	08/15/2018 15:00	NP
Surr: Toluene-d8	87.6	80.1-116		%REC	265566	1	08/15/2018 15:00	NP

Qualifiers:

*	Value exceeds maximum contaminant level	E	Estimated (value above quantitation range)
BRL	Below reporting limit	S	Spike Recovery outside limits due to matrix
H	Holding times for preparation or analysis exceeded	Narr	See case narrative
N	Analyte not NELAC certified	NC	Not confirmed
B	Analyte detected in the associated method blank	<	Less than Result value
>	Greater than Result value	J	Estimated value detected below Reporting Limit

Clear Save as

ANALYTICAL ENVIRONMENTAL SERVICES, INC. AES

SAMPLE/COOLER RECEIPT CHECKLIST

1. Client Name: **Environmental Planning Specialists, Inc.** AES Work Order Number: **1808A75**

2. Carrier: FedEx ☐ UPS ☐ USPS ☐ Client ■ Courier ☐ Other _____

		Yes	No	N/A	Details	Comments
3.	Shipping container/cooler received in good condition?	●	○	○	damaged ☐ leaking ☐ other ☐	
4.	Custody seals present on shipping container?	○	●	○		
5.	Custody seals intact on shipping container?	○	○	●		
6.	Temperature blanks present?	●	○	○		
7.	Cooler temperature(s) within limits of 0-6°C? [See item 13 and 14 for temperature recordings.]	●	○	○	Cooling initiated for recently collected samples / ice present ☐	
8.	Chain of Custody (COC) present?	●	○	○		
9.	Chain of Custody signed, dated, and timed when relinquished and received?	●	○	○		
10.	Sampler name and/or signature on COC?	●	○	○		
11.	Were all samples received within holding time?	●	○	○		
12.	TAT marked on the COC?	●	○	○	If no TAT indicated, proceeded with standard TAT per Terms & Conditions. ☐	

13. Cooler 1 Temperature 2.0 °C Cooler 2 Temperature _____ °C Cooler 3 Temperature _____ °C Cooler 4 Temperature _____ °C

14. Cooler 5 Temperature _____ °C Cooler 6 Temperature _____ °C Cooler 7 Temperature _____ °C Cooler 8 Temperature _____ °C

15. Comments: _____

I certify that I have completed sections 1-15 (dated initials). MJ 8/10/18

		Yes	No	N/A	Details	Comments
16.	Were sample containers intact upon receipt?	●	○	○		
17.	Custody seals present on sample containers?	○	●	○		
18.	Custody seals intact on sample containers?	○	○	●		
19.	Do sample container labels match the COC?	●	○	○	incomplete info ☐ illegible ☐ no label ☐ other ☐	
20.	Are analyses requested indicated on the COC?	●	○	○		
21.	Were all of the samples listed on the COC received?	●	○	○	samples received but not listed on COC ☐ samples listed on COC not received ☐	
22.	Was the sample collection date/time noted?	●	○	○		
23.	Did we receive sufficient sample volume for indicated analyses?	●	○	○		
24.	Were samples received in appropriate containers?	●	○	○		
25.	Were VOA samples received without headspace (< 1/4" bubble)?	●	○	○		
26.	Were trip blanks submitted?	●	○	○	listed on COC ■ not listed on COC ☐	

27. Comments: _____

I certify that I have completed sections 16-27 (dated initials). MDP 8/11/18

This section only applies to samples where pH can be checked at Sample Receipt.

		Yes	No	N/A	Details	Comments
28.	Have containers needing chemical preservation been checked? *	○	○	●		
29.	Containers meet preservation guidelines?	○	○	●		
30.	Was pH adjusted at Sample Receipt?	○	○	●		

* Note: Certain analyses require chemical preservation but must be checked in the laboratory and not upon Sample Receipt such as Coliforms, VOCs and Oil & Grease/TPH.

I certify that I have completed sections 28-30 (dated initials). MDP 8/11/18

Checklist 6.9.17 Rev 2

Locked

Client: Environmental Planning Specialists, Inc.
Project Name: Rheem
Workorder: 1808A75

ANALYTICAL QC SUMMARY REPORT

BatchID: 265548

Sample ID: **MB-265548**	Client ID:	Units: **ug/L**	Prep Date: **08/14/2018**	Run No: **377647**
SampleType: **MBLK**	TestCode: **TCL VOLATILE ORGANICS SW8260B**	BatchID: **265548**	Analysis Date: **08/14/2018**	Seq No: **8404472**

Analyte	Result	RPT Limit	SPK value	SPK Ref Val	%REC	Low Limit	High Limit	RPD Ref Val	%RPD	RPD Limit	Qual
1,1,1-Trichloroethane	BRL	5.0									
1,1,2,2-Tetrachloroethane	BRL	5.0									
1,1,2-Trichloroethane	BRL	5.0									
1,1-Dichloroethane	BRL	5.0									
1,1-Dichloroethene	BRL	5.0									
1,2,4-Trichlorobenzene	BRL	5.0									
1,2-Dibromo-3-chloropropane	BRL	5.0									
1,2-Dibromoethane	BRL	5.0									
1,2-Dichlorobenzene	BRL	5.0									
1,2-Dichloroethane	BRL	5.0									
1,2-Dichloropropane	BRL	5.0									
1,3-Dichlorobenzene	BRL	5.0									
1,4-Dichlorobenzene	BRL	5.0									
2-Butanone	BRL	50									
2-Hexanone	BRL	10									
4-Methyl-2-pentanone	BRL	10									
Acetone	BRL	50									
Benzene	BRL	5.0									
Bromodichloromethane	BRL	5.0									
Bromoform	BRL	5.0									
Bromomethane	BRL	5.0									
Carbon disulfide	BRL	5.0									
Carbon tetrachloride	BRL	5.0									
Chlorobenzene	BRL	5.0									
Chloroethane	BRL	10									
Chloroform	BRL	5.0									
Chloromethane	BRL	10									

Qualifiers:

>	Greater than Result value	<	Less than Result value	B	Analyte detected in the associated method blank
BRL	Below reporting limit	E	Estimated (value above quantitation range)	H	Holding times for preparation or analysis exceeded
J	Estimated value detected below Reporting Limit	N	Analyte not NELAC certified	R	RPD outside limits due to matrix
Rpt Lim	Reporting Limit	S	Spike Recovery outside limits due to matrix		

Client: Environmental Planning Specialists, Inc.
Project Name: Rheem
Workorder: 1808A75

ANALYTICAL QC SUMMARY REPORT

BatchID: 265548

Sample ID: **MB-265548** Client ID: Units: **ug/L** Prep Date: **08/14/2018** Run No: **377647**
SampleType: **MBLK** TestCode: **TCL VOLATILE ORGANICS SW8260B** BatchID: **265548** Analysis Date: **08/14/2018** Seq No: **8404472**

Analyte	Result	RPT Limit	SPK value	SPK Ref Val	%REC	Low Limit	High Limit	RPD Ref Val	%RPD	RPD Limit	Qual
cis-1,2-Dichloroethene	BRL	5.0									
cis-1,3-Dichloropropene	BRL	5.0									
Cyclohexane	BRL	5.0									
Dibromochloromethane	BRL	5.0									
Dichlorodifluoromethane	BRL	10									
Ethylbenzene	BRL	5.0									
Freon-113	BRL	10									
Isopropylbenzene	BRL	5.0									
m,p-Xylene	BRL	5.0									
Methyl acetate	BRL	5.0									
Methyl tert-butyl ether	BRL	5.0									
Methylcyclohexane	BRL	5.0									
Methylene chloride	BRL	5.0									
o-Xylene	BRL	5.0									
Styrene	BRL	5.0									
Tetrachloroethene	BRL	5.0									
Toluene	BRL	5.0									
trans-1,2-Dichloroethene	BRL	5.0									
trans-1,3-Dichloropropene	BRL	5.0									
Trichloroethene	BRL	5.0									
Trichlorofluoromethane	BRL	5.0									
Vinyl chloride	BRL	2.0									
Surr: 4-Bromofluorobenzene	38.66	0	50.00		77.3	68	127				
Surr: Dibromofluoromethane	55.29	0	50.00		111	84.4	122				
Surr: Toluene-d8	46.80	0	50.00		93.6	80.1	116				

Qualifiers:

>	Greater than Result value	<	Less than Result value	B	Analyte detected in the associated method blank
BRL	Below reporting limit	E	Estimated (value above quantitation range)	H	Holding times for preparation or analysis exceeded
J	Estimated value detected below Reporting Limit	N	Analyte not NELAC certified	R	RPD outside limits due to matrix
Rpt Lim	Reporting Limit	S	Spike Recovery outside limits due to matrix		

Client: Environmental Planning Specialists, Inc.
Project Name: Rheem
Workorder: 1808A75

ANALYTICAL QC SUMMARY REPORT

BatchID: 265548

Sample ID: **LCS-265548** Client ID: Units: **ug/L** Prep Date: **08/14/2018** Run No: **377702**
SampleType: **LCS** TestCode: **TCL VOLATILE ORGANICS SW8260B** BatchID: **265548** Analysis Date: **08/15/2018** Seq No: **8405790**

Analyte	Result	RPT Limit	SPK value	SPK Ref Val	%REC	Low Limit	High Limit	RPD Ref Val	%RPD	RPD Limit	Qual
1,1-Dichloroethene	20.11	5.0	20.00		101	69	136				
Benzene	21.03	5.0	20.00		105	73.7	126				
Chlorobenzene	23.86	5.0	20.00		119	73.5	124				
Toluene	21.93	5.0	20.00		110	76.8	125				
Trichloroethene	22.50	5.0	20.00		112	70.9	124				
Surr: 4-Bromofluorobenzene	41.01	0	50.00		82.0	68	127				
Surr: Dibromofluoromethane	49.71	0	50.00		99.4	84.4	122				
Surr: Toluene-d8	44.65	0	50.00		89.3	80.1	116				

Sample ID: **1808A75-001AMS** Client ID: **18218-MW-13** Units: **ug/L** Prep Date: **08/14/2018** Run No: **377647**
SampleType: **MS** TestCode: **TCL VOLATILE ORGANICS SW8260B** BatchID: **265548** Analysis Date: **08/15/2018** Seq No: **8404482**

Analyte	Result	RPT Limit	SPK value	SPK Ref Val	%REC	Low Limit	High Limit	RPD Ref Val	%RPD	RPD Limit	Qual
1,1-Dichloroethene	1058	250	1000		106	65.7	143				
Benzene	1027	250	1000		103	66.1	137				
Chlorobenzene	1232	250	1000		123	70.9	132				
Toluene	1072	250	1000		107	63.8	141				
Trichloroethene	1172	250	1000		117	70.6	128				
Surr: 4-Bromofluorobenzene	1994	0	2500		79.8	68	127				
Surr: Dibromofluoromethane	2588	0	2500		104	84.4	122				
Surr: Toluene-d8	2259	0	2500		90.4	80.1	116				

Sample ID: **1808A75-001AMSD** Client ID: **18218-MW-13** Units: **ug/L** Prep Date: **08/14/2018** Run No: **377647**
SampleType: **MSD** TestCode: **TCL VOLATILE ORGANICS SW8260B** BatchID: **265548** Analysis Date: **08/15/2018** Seq No: **8404483**

Analyte	Result	RPT Limit	SPK value	SPK Ref Val	%REC	Low Limit	High Limit	RPD Ref Val	%RPD	RPD Limit	Qual
1,1-Dichloroethene	1128	250	1000		113	65.7	143	1058	6.50	17.7	
Benzene	1130	250	1000		113	66.1	137	1027	9.59	20	

Qualifiers:

>	Greater than Result value	<	Less than Result value	B	Analyte detected in the associated method blank
BRL	Below reporting limit	E	Estimated (value above quantitation range)	H	Holding times for preparation or analysis exceeded
J	Estimated value detected below Reporting Limit	N	Analyte not NELAC certified	R	RPD outside limits due to matrix
Rpt Lim	Reporting Limit	S	Spike Recovery outside limits due to matrix		

Client: Environmental Planning Specialists, Inc.
Project Name: Rheem
Workorder: 1808A75

ANALYTICAL QC SUMMARY REPORT

BatchID: 265548

Sample ID: **1808A75-001AMSD** Client ID: **18218-MW-13** Units: **ug/L** Prep Date: **08/14/2018** Run No: **377647**
SampleType: **MSD** TestCode: **TCL VOLATILE ORGANICS SW8260B** BatchID: **265548** Analysis Date: **08/15/2018** Seq No: **8404483**

Analyte	Result	RPT Limit	SPK value	SPK Ref Val	%REC	Low Limit	High Limit	RPD Ref Val	%RPD	RPD Limit	Qual
Chlorobenzene	1292	250	1000		129	70.9	132	1232	4.83	20	
Toluene	1163	250	1000		116	63.8	141	1072	8.10	20	
Trichloroethene	1272	250	1000		127	70.6	128	1172	8.10	20	
Surr: 4-Bromofluorobenzene	2002	0	2500		80.1	68	127	1994	0	0	
Surr: Dibromofluoromethane	2803	0	2500		112	84.4	122	2588	0	0	
Surr: Toluene-d8	2306	0	2500		92.2	80.1	116	2259	0	0	

Client: Environmental Planning Specialists, Inc.
Project Name: Rheem
Workorder: 1808A75

ANALYTICAL QC SUMMARY REPORT

BatchID: 265566

Sample ID: **MB-265566**	Client ID:	Units: **ug/L**	Prep Date: **08/15/2018**	Run No: **377665**
SampleType: **MBLK**	TestCode: **TCL VOLATILE ORGANICS SW8260B**	BatchID: **265566**	Analysis Date: **08/15/2018**	Seq No: **8405502**

Analyte	Result	RPT Limit	SPK value	SPK Ref Val	%REC	Low Limit	High Limit	RPD Ref Val	%RPD	RPD Limit	Qual
1,1,1-Trichloroethane	BRL	5.0									
1,1,2,2-Tetrachloroethane	BRL	5.0									
1,1,2-Trichloroethane	BRL	5.0									
1,1-Dichloroethane	BRL	5.0									
1,1-Dichloroethene	BRL	5.0									
1,2,4-Trichlorobenzene	BRL	5.0									
1,2-Dibromo-3-chloropropane	BRL	5.0									
1,2-Dibromoethane	BRL	5.0									
1,2-Dichlorobenzene	BRL	5.0									
1,2-Dichloroethane	BRL	5.0									
1,2-Dichloropropane	BRL	5.0									
1,3-Dichlorobenzene	BRL	5.0									
1,4-Dichlorobenzene	BRL	5.0									
2-Butanone	BRL	50									
2-Hexanone	BRL	10									
4-Methyl-2-pentanone	BRL	10									
Acetone	BRL	50									
Benzene	BRL	5.0									
Bromodichloromethane	BRL	5.0									
Bromoform	BRL	5.0									
Bromomethane	BRL	5.0									
Carbon disulfide	BRL	5.0									
Carbon tetrachloride	BRL	5.0									
Chlorobenzene	BRL	5.0									
Chloroethane	BRL	10									
Chloroform	BRL	5.0									
Chloromethane	BRL	10									

Qualifiers:

>	Greater than Result value	<	Less than Result value	B	Analyte detected in the associated method blank
BRL	Below reporting limit	E	Estimated (value above quantitation range)	H	Holding times for preparation or analysis exceeded
J	Estimated value detected below Reporting Limit	N	Analyte not NELAC certified	R	RPD outside limits due to matrix
Rpt Lim	Reporting Limit	S	Spike Recovery outside limits due to matrix		

Client: Environmental Planning Specialists, Inc.
Project Name: Rheem
Workorder: 1808A75

ANALYTICAL QC SUMMARY REPORT

BatchID: 265566

Sample ID: **MB-265566** Client ID: Units: **ug/L** Prep Date: **08/15/2018** Run No: **377665**
SampleType: **MBLK** TestCode: **TCL VOLATILE ORGANICS SW8260B** BatchID: **265566** Analysis Date: **08/15/2018** Seq No: **8405502**

Analyte	Result	RPT Limit	SPK value	SPK Ref Val	%REC	Low Limit	High Limit	RPD Ref Val	%RPD	RPD Limit	Qual
cis-1,2-Dichloroethene	BRL	5.0									
cis-1,3-Dichloropropene	BRL	5.0									
Cyclohexane	BRL	5.0									
Dibromochloromethane	BRL	5.0									
Dichlorodifluoromethane	BRL	10									
Ethylbenzene	BRL	5.0									
Freon-113	BRL	10									
Isopropylbenzene	BRL	5.0									
m,p-Xylene	BRL	5.0									
Methyl acetate	BRL	5.0									
Methyl tert-butyl ether	BRL	5.0									
Methylcyclohexane	BRL	5.0									
Methylene chloride	BRL	5.0									
o-Xylene	BRL	5.0									
Styrene	BRL	5.0									
Tetrachloroethene	BRL	5.0									
Toluene	BRL	5.0									
trans-1,2-Dichloroethene	BRL	5.0									
trans-1,3-Dichloropropene	BRL	5.0									
Trichloroethene	BRL	5.0									
Trichlorofluoromethane	BRL	5.0									
Vinyl chloride	BRL	2.0									
Surr: 4-Bromofluorobenzene	39.83	0	50.00		79.7	68	127				
Surr: Dibromofluoromethane	47.99	0	50.00		96.0	84.4	122				
Surr: Toluene-d8	44.23	0	50.00		88.5	80.1	116				

Qualifiers:

>	Greater than Result value	<	Less than Result value	B	Analyte detected in the associated method blank
BRL	Below reporting limit	E	Estimated (value above quantitation range)	H	Holding times for preparation or analysis exceeded
J	Estimated value detected below Reporting Limit	N	Analyte not NELAC certified	R	RPD outside limits due to matrix
Rpt Lim	Reporting Limit	S	Spike Recovery outside limits due to matrix		

Client: Environmental Planning Specialists, Inc.
Project Name: Rheem
Workorder: 1808A75

ANALYTICAL QC SUMMARY REPORT

BatchID: 265566

Sample ID: **LCS-265566** Client ID: Units: **ug/L** Prep Date: **08/15/2018** Run No: **377665**
SampleType: **LCS** TestCode: **TCL VOLATILE ORGANICS SW8260B** BatchID: **265566** Analysis Date: **08/15/2018** Seq No: **8406458**

Analyte	Result	RPT Limit	SPK value	SPK Ref Val	%REC	Low Limit	High Limit	RPD Ref Val	%RPD	RPD Limit	Qual
1,1-Dichloroethene	45.30	5.0	50.00		90.6	69	136				
Benzene	42.73	5.0	50.00		85.5	73.7	126				
Chlorobenzene	51.88	5.0	50.00		104	73.5	124				
Toluene	44.34	5.0	50.00		88.7	76.8	125				
Trichloroethene	43.29	5.0	50.00		86.6	70.9	124				
Surr: 4-Bromofluorobenzene	40.76	0	50.00		81.5	68	127				
Surr: Dibromofluoromethane	45.80	0	50.00		91.6	84.4	122				
Surr: Toluene-d8	44.06	0	50.00		88.1	80.1	116				

Sample ID: **1808A75-021AMS** Client ID: **18220-MW-42C** Units: **ug/L** Prep Date: **08/15/2018** Run No: **377665**
SampleType: **MS** TestCode: **TCL VOLATILE ORGANICS SW8260B** BatchID: **265566** Analysis Date: **08/15/2018** Seq No: **8407843**

Analyte	Result	RPT Limit	SPK value	SPK Ref Val	%REC	Low Limit	High Limit	RPD Ref Val	%RPD	RPD Limit	Qual
1,1-Dichloroethene	58.98	5.0	50.00		118	65.7	143				
Benzene	48.00	5.0	50.00		96.0	66.1	137				
Chlorobenzene	53.35	5.0	50.00		107	70.9	132				
Toluene	48.95	5.0	50.00		97.9	63.8	141				
Trichloroethene	65.07	5.0	50.00	21.06	88.0	70.6	128				
Surr: 4-Bromofluorobenzene	35.72	0	50.00		71.4	68	127				
Surr: Dibromofluoromethane	53.76	0	50.00		108	84.4	122				
Surr: Toluene-d8	46.85	0	50.00		93.7	80.1	116				

Sample ID: **1808A75-021AMSD** Client ID: **18220-MW-42C** Units: **ug/L** Prep Date: **08/15/2018** Run No: **377665**
SampleType: **MSD** TestCode: **TCL VOLATILE ORGANICS SW8260B** BatchID: **265566** Analysis Date: **08/15/2018** Seq No: **8407844**

Analyte	Result	RPT Limit	SPK value	SPK Ref Val	%REC	Low Limit	High Limit	RPD Ref Val	%RPD	RPD Limit	Qual
1,1-Dichloroethene	56.63	5.0	50.00		113	65.7	143	58.98	4.07	17.7	
Benzene	46.62	5.0	50.00		93.2	66.1	137	48.00	2.92	20	

Qualifiers:

>	Greater than Result value	<	Less than Result value	B	Analyte detected in the associated method blank
BRL	Below reporting limit	E	Estimated (value above quantitation range)	H	Holding times for preparation or analysis exceeded
J	Estimated value detected below Reporting Limit	N	Analyte not NELAC certified	R	RPD outside limits due to matrix
Rpt Lim	Reporting Limit	S	Spike Recovery outside limits due to matrix		

Client: Environmental Planning Specialists, Inc.
Project Name: Rheem
Workorder: 1808A75

ANALYTICAL QC SUMMARY REPORT

BatchID: 265566

Sample ID: **1808A75-021AMSD** Client ID: **18220-MW-42C** Units: **ug/L** Prep Date: **08/15/2018** Run No: **377665**
SampleType: **MSD** TestCode: **TCL VOLATILE ORGANICS SW8260B** BatchID: **265566** Analysis Date: **08/15/2018** Seq No: **8407844**

Analyte	Result	RPT Limit	SPK value	SPK Ref Val	%REC	Low Limit	High Limit	RPD Ref Val	%RPD	RPD Limit	Qual
Chlorobenzene	53.19	5.0	50.00		106	70.9	132	53.35	0.300	20	
Toluene	47.56	5.0	50.00		95.1	63.8	141	48.95	2.88	20	
Trichloroethene	62.65	5.0	50.00	21.06	83.2	70.6	128	65.07	3.79	20	
Surr: 4-Bromofluorobenzene	36.31	0	50.00		72.6	68	127	35.72	0	0	
Surr: Dibromofluoromethane	52.33	0	50.00		105	84.4	122	53.76	0	0	
Surr: Toluene-d8	45.68	0	50.00		91.4	80.1	116	46.85	0	0	

Qualifiers:

>	Greater than Result value	<	Less than Result value	B	Analyte detected in the associated method blank
BRL	Below reporting limit	E	Estimated (value above quantitation range)	H	Holding times for preparation or analysis exceeded
J	Estimated value detected below Reporting Limit	N	Analyte not NELAC certified	R	RPD outside limits due to matrix
Rpt Lim	Reporting Limit	S	Spike Recovery outside limits due to matrix		

AES

ANALYTICAL ENVIRONMENTAL SERVICES, INC.

August 28, 2018

Justin Vickery
Environmental Planning Specialists, Inc.

400 Northridge Rd
Sandy Springs GA 30350

RE: Rheem

Dear Justin Vickery: Order No: 1808H72

Analytical Environmental Services, Inc. received 32 samples on 8/17/2018 1:10:00 PM
for the analyses presented in following report.

No problems were encountered during the analyses. Additionally, all results for the associated Quality Control samples were within EPA and/or AES established limits. Any discrepancies associated with the analyses contained herein will be noted and submitted in the form of a project Case Narrative.
AES's accreditations are as follows:
-NELAP/State of Florida Laboratory ID E87582 for analysis of Non-Potable Water, Solid & Chemical Materials, Air & Emissions Volatile Organics, and Drinking Water Microbiology & Metals, effective 07/01/18-06/30/19.
State of Georgia, Department of Natural Resources ID #800 for analysis of Drinking Water Metals, effective 07/01/18-06/30/19 and Total Coliforms/ E. coli, effective 04/25/17-04/24/20.
-AIHA-LAP, LLC Laboratory ID: 100671 for Industrial Hygiene samples (Organics, Metals, PCM Asbestos, Gravimetric), Environmental Lead (Paint, Soil, Dust Wipes, Air), and Environmental Microbiology (Fungal) Direct Examination, effective until 11/01/19.
These results relate only to the items tested. This report may only be reproduced in full.

If you have any questions regarding these test results, please feel free to call.

Sincerely,



Chris Pafford

Project Manager

3080 Presidential Drive • Atlanta, Georgia 30340 • Tel: 770.457.8177 • Fax: 770.457.8188 • Toll Free: 800.972.4889
www.aesatlanta.com

ANALYTICAL ENVIRONMENTAL SERVICES, INC.
3080 Presidential Drive Atlanta, GA 30340-3704
AES Phone: (770) 457-8177 / Toll-Free: (800) 972-4889 / Fax: (770) 457-8188

CHAIN OF CUSTODY

Work Order: 1808H72

Date: 8-17-18 Page 1 of 3

COMPANY: EPS	ADDRESS: 400 Northridge Rd Suite 400 Sandy Springs, GA 30350
PHONE: 404-315-9113	EMAIL: jvickery@enviplanning.com
SAMPLED BY: Joe Terry	SIGNATURE: Joe Terry

#	SAMPLE ID	SAMPLED: DATE	SAMPLED: TIME	GRAB	COMPOSITE	MATRIX (see codes)	PRESERVATION (see codes): HCl+I	ANALYSIS REQUESTED: 8260 VOC	REMARKS	Number of Containers
1	18222-MW-40C	8/10/18	1320	X		GW	2			2
2	18222-MW-26	8/10/18	1330	X		GW	2			2
3	18225-MW-53B	8/13/18	1120	X		GW	2			2
4	18225-MW-38D	8/13/18	1115	X		GW	2			2
5	18225-MW-37D	8/13/18	1150	X		GW	2			2
6	18225-Dup-2	8/13/18	1200	X		GW	2			2
7	18225-MW-27	8/13/18	1520	X		GW	2			2
8	18225-MW-41D	8/13/18	1515	X		GW	2			2
9	18225-MW-41C	8/13/18	1605	X		GW	2			2
10	18225-MW-52C	8/13/18	1735	X		GW	2			2
11	18226-MW-33	8/14/18	0920	X		GW	2			2
12	18226-MW-43	8/14/18	0845	X		GW	2			2
13	18226-MW-54	8/14/18	1005	X		GW	2			2
14	18226-MW-45	8/14/18	1135	X		GW	2			2

Visit our website www.aesatlanta.com for downloadable COCs and to log in to your AESAccess account.

RELINQUISHED BY:	DATE/TIME:	RECEIVED BY:	DATE/TIME:
1.	8/17/18 1310	1. Monique Abreu	8/17/18 1710pm
2.		2.	
3.		3.	

SPECIAL INSTRUCTIONS/COMMENTS:

SHIPMENT METHOD
OUT: / / VIA:
IN: / / VIA:
(client) FedEx UPS US mail courier Greyhound
other: _____

PROJECT INFORMATION
PROJECT NAME: Rheem
PROJECT #:
SITE ADDRESS:
SEND REPORT TO: jvickery@enviplanning.com
INVOICE TO:
(IF DIFFERENT FROM ABOVE)
QUOTE #: _____ PO#: _____

RECEIPT
Total # of Containers:

Turnaround Time (TAT) Request
- [X] Standard 5 Business Days
- [ ] 2 Business Day Rush
- [ ] Next Business Day Rush
- [ ] Same-Day Rush (auth req.)
- [X] Other EDD

STATE PROGRAM (if any): _____
E-mail? [ ] Fax? [ ]
DATA PACKAGE: I ○ II ○ III ○ IV ○

Submission of samples to the laboratory constitutes acceptance of AES's Terms & Conditions. Samples received after 3PM or on Saturday are considered as received the following business day. If no TAT is marked on COC, AES will proceed with standard TAT. Samples are disposed of 30 days after completion of report unless other arangements are made.

Matrix Codes: A = Air GW = Groundwater SE = Sediment SO = Soil SW = Surface Water WW = Waste Water W = Water (Blanks) DW = Drinking Water (Blanks) O = Other (specify)

Preservative Codes: H+I = Hydrochloric acid + ice I = Ice only N = Nitric acid S+I = Sulfuric acid + ice S/M+I = Sodium Bisulfate/Methanol + ice O = Other (specify) NA = None

White Copy - Original; Yellow Copy - Client

ANALYTICAL ENVIRONMENTAL SERVICES, INC.
3080 Presidential Drive Atlanta, GA 30340-3704
Phone: (770) 457-8177 / Toll-Free: (800) 972-4889 / Fax: (770) 457-8188

AES

CHAIN OF CUSTODY

Work Order: 1808H72

Date: 8·17·18 Page 2 of 3

COMPANY: EPS

ADDRESS: 400 Northridge Rd Ste 400 Sandy Springs, GA 30350

PHONE: 404-315-9113

EMAIL: jvickery@envplanning.com

SAMPLED BY: Joe Terry

SIGNATURE: [signature]

ANALYSIS REQUESTED: 8260 VOC

PRESERVATION (see codes): H+I

Visit our website www.aesatlanta.com for downloadable COCs and to log in to your AESAccess account.

#	SAMPLE ID	SAMPLED: DATE	SAMPLED: TIME	GRAB	COMPOSITE	MATRIX (see codes)	8260 VOC	REMARKS	Number of Containers
1	18226-MW-35	8-14-18	1200	X		GW	2		2
2	18226-MW-34	8.14.18	1455	X		GW	2		2
3	18226-MW-46	8.14.18	1510	X		GW	2		2
4	18226-MW-47	8.14.18	1455	X		GW	2		2
5	18226-MW-44	8.14.18	1620	X		GW	2		2
6	18226-MW-36	8.14.18	1735	X		GW	2		2
7	18227-MW-52B	8.15.18	0830	X		GW	2		2
8	18227-MW-2	8.15.18	1050	X		GW	2		2
9	18227-MW-17	8.15.18	1030	X		GW	2		2
10	18227-MW-42D	8.15.18	1335	X		GW	2		2
11	18227-MW-12	8.15.18	1335	X		GW	2		2
12	18227-MW-53C	8.15.18	1550	X		GW	2		2
13	18227-MW-52A	8.15.18	1515	X		GW	2		2
14	18227-MW-7	8.15.18	1730	X		GW	2		2

RELINQUISHED BY:	DATE/TIME:	RECEIVED BY:	DATE/TIME:
1. [signature]	8/17/18 1310	1. Monique Albrecht	8/17/18 1:10pm
2.		2.	
3.		3.	

SPECIAL INSTRUCTIONS/COMMENTS:

SHIPMENT METHOD
OUT: / / VIA:
IN: / / VIA:
client FedEx UPS US mail courier Greyhound
other: _____

PROJECT INFORMATION
PROJECT NAME: Rheem
PROJECT #:
SITE ADDRESS: Milledgeville, GA
SEND REPORT TO: jvickery@envplanning.com
INVOICE TO:
(IF DIFFERENT FROM ABOVE)
QUOTE #: _____ PO#: _____

RECEIPT
Total # of Containers

Turnaround Time (TAT) Request
- [x] Standard 5 Business Days
- [ ] 2 Business Day Rush
- [ ] Next Business Day Rush
- [ ] Same-Day Rush (auth req.)
- [x] Other EDD

STATE PROGRAM (if any): _____
E-mail? [ ] Fax? [ ]
DATA PACKAGE: I ○ II ○ III ○ IV ○

Submission of samples to the laboratory constitutes acceptance of AES's Terms & Conditions. Samples received after 3PM or on Saturday are considered as received the following business day. If no TAT is marked on COC, AES will proceed with standard TAT. Samples are disposed of 30 days after completion of report unless other arangements are made.

Matrix Codes: A = Air GW = Groundwater SE = Sediment SO = Soil SW = Surface Water WW = Waste Water W = Water (Blanks) DW = Drinking Water (Blanks) O = Other (specify)

Preservative Codes: H+I = Hydrochloric acid + ice I = Ice only N = Nitric acid S+I = Sulfuric acid + ice S/M+I = Sodium Bisulfate/Methanol + ice O = Other (specify) NA = None

White Copy - Original; Yellow Copy - Client

ANALYTICAL ENVIRONMENTAL SERVICES, INC.
3080 Presidential Drive Atlanta, GA 30340-3704
Phone: (770) 457-8177 / Toll-Free: (800) 972-4889 / Fax: (770) 457-8188

AES

CHAIN OF CUSTODY

Work Order: 1808H72

Date: 8·17·18 Page 3 of 3

COMPANY: EPS	ADDRESS: 400 Northridge Rd, Ste 400 Sandy Springs, GA 30350
PHONE: 404-315-9113	EMAIL: jvickery@enviplanning.com
SAMPLED BY: Joe Terry	SIGNATURE:

#	SAMPLE ID	SAMPLED: DATE	SAMPLED: TIME	GRAB	COMPOSITE	MATRIX (see codes)	PRESERVATION (see codes): H+I	ANALYSIS REQUESTED: 8260 VOCs	REMARKS	Number of Containers
1	18227-MW-28	8·15·18	1705	X		GW	2			2
2	18227-DUP-3	8·15·18	1200	X		GW	2			2
3	18228-Trip Blank	8·16·18	-	X		DI H2O	2			2
4	18228-Equipment Blank	8·16·18	0830	X		DI H2O	2			2
5										
6										
7										
8										
9										
10										
11										
12										
13										
14										

Visit our website www.aesatlanta.com for downloadable COCs and to log in to your AESAccess account.

RELINQUISHED BY:	DATE/TIME:	RECEIVED BY:	DATE/TIME:
1.	8/17/18 1310	1. Monique Hbnd	8/17/18 1:10pm
2.		2.	
3.		3.	

SPECIAL INSTRUCTIONS/COMMENTS:

SHIPMENT METHOD
OUT: / / VIA:
IN: / / VIA:
(client) FedEx UPS US mail courier Greyhound
other: _____

PROJECT INFORMATION
PROJECT NAME: Rheem
PROJECT #:
SITE ADDRESS: Milledgeville, GA
SEND REPORT TO: jvickery@enviplanning.com
INVOICE TO:
(IF DIFFERENT FROM ABOVE)
QUOTE #: _____ PO#: _____

RECEIPT
Total # of Containers

Turnaround Time (TAT) Request
- [x] Standard 5 Business Days
- [ ] 2 Business Day Rush
- [ ] Next Business Day Rush
- [ ] Same-Day Rush (auth req.)
- [x] Other EDD

STATE PROGRAM (if any): _____
E-mail? ☐ Fax? ☐
DATA PACKAGE: I ○ II ○ III ○ IV ○

Submission of samples to the laboratory constitutes acceptance of AES's Terms & Conditions. Samples received after 3PM or on Saturday are considered as received the following business day. If no TAT is marked on COC, AES will proceed with standard TAT. Samples are disposed of 30 days after completion of report unless other arangements are made.

Matrix Codes: A = Air GW = Groundwater SE = Sediment SO = Soil SW = Surface Water WW = Waste Water W = Water (Blanks) DW = Drinking Water (Blanks) O = Other (specify)

Preservative Codes: H+I = Hydrochloric acid + ice I = Ice only N = Nitric acid S+I = Sulfuric acid + ice S/M+I = Sodium Bisulfate/Methanol + ice O = Other (specify) NA = None

White Copy - Original; Yellow Copy - Client

Analytical Environmental Services, Inc

Date: 28-Aug-18

Client: Environmental Planning Specialists, Inc.
Project: Rheem
Lab ID: 1808H72

Case Narrative

Volatile Organic Compounds Analysis by Method 8260B:

cis-1,2-Dichloroethene value for sample 1808H72-010A is "E" qualified indicating an estimated value over linear calibration range.

Analytical Environmental Services, Inc

Date: 28-Aug-18

Client:	Environmental Planning Specialists, Inc.	**Client Sample ID:**	18222-MW-40C
Project Name:	Rheem	**Collection Date:**	8/10/2018 1:20:00 PM
Lab ID:	1808H72-001	**Matrix:**	Groundwater

Analyses	Result	Reporting Limit	Qual	Units	BatchID	Dilution Factor	Date Analyzed	Analyst
TCL VOLATILE ORGANICS SW8260B				**(SW5030B)**				
1,1,1-Trichloroethane	BRL	5.0		ug/L	266068	1	08/24/2018 16:07	CC
1,1,2,2-Tetrachloroethane	BRL	5.0		ug/L	266068	1	08/24/2018 16:07	CC
1,1,2-Trichloroethane	BRL	5.0		ug/L	266068	1	08/24/2018 16:07	CC
1,1-Dichloroethane	BRL	5.0		ug/L	266068	1	08/24/2018 16:07	CC
1,1-Dichloroethene	BRL	5.0		ug/L	266068	1	08/24/2018 16:07	CC
1,2,4-Trichlorobenzene	BRL	5.0		ug/L	266068	1	08/24/2018 16:07	CC
1,2-Dibromo-3-chloropropane	BRL	5.0		ug/L	266068	1	08/24/2018 16:07	CC
1,2-Dibromoethane	BRL	5.0		ug/L	266068	1	08/24/2018 16:07	CC
1,2-Dichlorobenzene	BRL	5.0		ug/L	266068	1	08/24/2018 16:07	CC
1,2-Dichloroethane	BRL	5.0		ug/L	266068	1	08/24/2018 16:07	CC
1,2-Dichloropropane	BRL	5.0		ug/L	266068	1	08/24/2018 16:07	CC
1,3-Dichlorobenzene	BRL	5.0		ug/L	266068	1	08/24/2018 16:07	CC
1,4-Dichlorobenzene	BRL	5.0		ug/L	266068	1	08/24/2018 16:07	CC
2-Butanone	BRL	50		ug/L	266068	1	08/24/2018 16:07	CC
2-Hexanone	BRL	10		ug/L	266068	1	08/24/2018 16:07	CC
4-Methyl-2-pentanone	BRL	10		ug/L	266068	1	08/24/2018 16:07	CC
Acetone	BRL	50		ug/L	266068	1	08/24/2018 16:07	CC
Benzene	BRL	5.0		ug/L	266068	1	08/24/2018 16:07	CC
Bromodichloromethane	BRL	5.0		ug/L	266068	1	08/24/2018 16:07	CC
Bromoform	BRL	5.0		ug/L	266068	1	08/24/2018 16:07	CC
Bromomethane	BRL	5.0		ug/L	266068	1	08/24/2018 16:07	CC
Carbon disulfide	BRL	5.0		ug/L	266068	1	08/24/2018 16:07	CC
Carbon tetrachloride	BRL	5.0		ug/L	266068	1	08/24/2018 16:07	CC
Chlorobenzene	BRL	5.0		ug/L	266068	1	08/24/2018 16:07	CC
Chloroethane	BRL	10		ug/L	266068	1	08/24/2018 16:07	CC
Chloroform	BRL	5.0		ug/L	266068	1	08/24/2018 16:07	CC
Chloromethane	BRL	10		ug/L	266068	1	08/24/2018 16:07	CC
cis-1,2-Dichloroethene	BRL	5.0		ug/L	266068	1	08/24/2018 16:07	CC
cis-1,3-Dichloropropene	BRL	5.0		ug/L	266068	1	08/24/2018 16:07	CC
Cyclohexane	BRL	5.0		ug/L	266068	1	08/24/2018 16:07	CC
Dibromochloromethane	BRL	5.0		ug/L	266068	1	08/24/2018 16:07	CC
Dichlorodifluoromethane	BRL	10		ug/L	266068	1	08/24/2018 16:07	CC
Ethylbenzene	BRL	5.0		ug/L	266068	1	08/24/2018 16:07	CC
Freon-113	BRL	10		ug/L	266068	1	08/24/2018 16:07	CC
Isopropylbenzene	BRL	5.0		ug/L	266068	1	08/24/2018 16:07	CC
m,p-Xylene	BRL	5.0		ug/L	266068	1	08/24/2018 16:07	CC
Methyl acetate	BRL	5.0		ug/L	266068	1	08/24/2018 16:07	CC
Methyl tert-butyl ether	BRL	5.0		ug/L	266068	1	08/24/2018 16:07	CC
Methylcyclohexane	BRL	5.0		ug/L	266068	1	08/24/2018 16:07	CC
Methylene chloride	BRL	5.0		ug/L	266068	1	08/24/2018 16:07	CC
o-Xylene	BRL	5.0		ug/L	266068	1	08/24/2018 16:07	CC

Qualifiers:

- * Value exceeds maximum contaminant level
- BRL Below reporting limit
- H Holding times for preparation or analysis exceeded
- N Analyte not NELAC certified
- B Analyte detected in the associated method blank
- > Greater than Result value
- E Estimated (value above quantitation range)
- S Spike Recovery outside limits due to matrix
- Narr See case narrative
- NC Not confirmed
- < Less than Result value
- J Estimated value detected below Reporting Limit

Analytical Environmental Services, Inc **Date:** 28-Aug-18

Client:	Environmental Planning Specialists, Inc.	**Client Sample ID:**	18222-MW-40C
Project Name:	Rheem	**Collection Date:**	8/10/2018 1:20:00 PM
Lab ID:	1808H72-001	**Matrix:**	Groundwater

Analyses	Result	Reporting Limit	Qual	Units	BatchID	Dilution Factor	Date Analyzed	Analyst
TCL VOLATILE ORGANICS SW8260B				**(SW5030B)**				
Styrene	BRL	5.0		ug/L	266068	1	08/24/2018 16:07	CC
Tetrachloroethene	BRL	5.0		ug/L	266068	1	08/24/2018 16:07	CC
Toluene	BRL	5.0		ug/L	266068	1	08/24/2018 16:07	CC
trans-1,2-Dichloroethene	BRL	5.0		ug/L	266068	1	08/24/2018 16:07	CC
trans-1,3-Dichloropropene	BRL	5.0		ug/L	266068	1	08/24/2018 16:07	CC
Trichloroethene	14	5.0		ug/L	266068	1	08/24/2018 16:07	CC
Trichlorofluoromethane	BRL	5.0		ug/L	266068	1	08/24/2018 16:07	CC
Vinyl chloride	BRL	2.0		ug/L	266068	1	08/24/2018 16:07	CC
Surr: 4-Bromofluorobenzene	81.3	68-127		%REC	266068	1	08/24/2018 16:07	CC
Surr: Dibromofluoromethane	100	84.4-122		%REC	266068	1	08/24/2018 16:07	CC
Surr: Toluene-d8	96.1	80.1-116		%REC	266068	1	08/24/2018 16:07	CC

Qualifiers:

*	Value exceeds maximum contaminant level	E	Estimated (value above quantitation range)
BRL	Below reporting limit	S	Spike Recovery outside limits due to matrix
H	Holding times for preparation or analysis exceeded	Narr	See case narrative
N	Analyte not NELAC certified	NC	Not confirmed
B	Analyte detected in the associated method blank	<	Less than Result value
>	Greater than Result value	J	Estimated value detected below Reporting Limit

Analytical Environmental Services, Inc **Date:** 28-Aug-18

Client:	Environmental Planning Specialists, Inc.	**Client Sample ID:**	18222-MW-26
Project Name:	Rheem	**Collection Date:**	8/10/2018 1:30:00 PM
Lab ID:	1808H72-002	**Matrix:**	Groundwater

Analyses	Result	Reporting Limit	Qual	Units	BatchID	Dilution Factor	Date Analyzed	Analyst
TCL VOLATILE ORGANICS SW8260B				**(SW5030B)**				
1,1,1-Trichloroethane	BRL	5.0		ug/L	266068	1	08/24/2018 16:35	CC
1,1,2,2-Tetrachloroethane	BRL	5.0		ug/L	266068	1	08/24/2018 16:35	CC
1,1,2-Trichloroethane	BRL	5.0		ug/L	266068	1	08/24/2018 16:35	CC
1,1-Dichloroethane	BRL	5.0		ug/L	266068	1	08/24/2018 16:35	CC
1,1-Dichloroethene	BRL	5.0		ug/L	266068	1	08/24/2018 16:35	CC
1,2,4-Trichlorobenzene	BRL	5.0		ug/L	266068	1	08/24/2018 16:35	CC
1,2-Dibromo-3-chloropropane	BRL	5.0		ug/L	266068	1	08/24/2018 16:35	CC
1,2-Dibromoethane	BRL	5.0		ug/L	266068	1	08/24/2018 16:35	CC
1,2-Dichlorobenzene	BRL	5.0		ug/L	266068	1	08/24/2018 16:35	CC
1,2-Dichloroethane	BRL	5.0		ug/L	266068	1	08/24/2018 16:35	CC
1,2-Dichloropropane	BRL	5.0		ug/L	266068	1	08/24/2018 16:35	CC
1,3-Dichlorobenzene	BRL	5.0		ug/L	266068	1	08/24/2018 16:35	CC
1,4-Dichlorobenzene	BRL	5.0		ug/L	266068	1	08/24/2018 16:35	CC
2-Butanone	BRL	50		ug/L	266068	1	08/24/2018 16:35	CC
2-Hexanone	BRL	10		ug/L	266068	1	08/24/2018 16:35	CC
4-Methyl-2-pentanone	BRL	10		ug/L	266068	1	08/24/2018 16:35	CC
Acetone	BRL	50		ug/L	266068	1	08/24/2018 16:35	CC
Benzene	BRL	5.0		ug/L	266068	1	08/24/2018 16:35	CC
Bromodichloromethane	BRL	5.0		ug/L	266068	1	08/24/2018 16:35	CC
Bromoform	BRL	5.0		ug/L	266068	1	08/24/2018 16:35	CC
Bromomethane	BRL	5.0		ug/L	266068	1	08/24/2018 16:35	CC
Carbon disulfide	BRL	5.0		ug/L	266068	1	08/24/2018 16:35	CC
Carbon tetrachloride	BRL	5.0		ug/L	266068	1	08/24/2018 16:35	CC
Chlorobenzene	BRL	5.0		ug/L	266068	1	08/24/2018 16:35	CC
Chloroethane	BRL	10		ug/L	266068	1	08/24/2018 16:35	CC
Chloroform	BRL	5.0		ug/L	266068	1	08/24/2018 16:35	CC
Chloromethane	BRL	10		ug/L	266068	1	08/24/2018 16:35	CC
cis-1,2-Dichloroethene	BRL	5.0		ug/L	266068	1	08/24/2018 16:35	CC
cis-1,3-Dichloropropene	BRL	5.0		ug/L	266068	1	08/24/2018 16:35	CC
Cyclohexane	BRL	5.0		ug/L	266068	1	08/24/2018 16:35	CC
Dibromochloromethane	BRL	5.0		ug/L	266068	1	08/24/2018 16:35	CC
Dichlorodifluoromethane	BRL	10		ug/L	266068	1	08/24/2018 16:35	CC
Ethylbenzene	BRL	5.0		ug/L	266068	1	08/24/2018 16:35	CC
Freon-113	BRL	10		ug/L	266068	1	08/24/2018 16:35	CC
Isopropylbenzene	BRL	5.0		ug/L	266068	1	08/24/2018 16:35	CC
m,p-Xylene	BRL	5.0		ug/L	266068	1	08/24/2018 16:35	CC
Methyl acetate	BRL	5.0		ug/L	266068	1	08/24/2018 16:35	CC
Methyl tert-butyl ether	BRL	5.0		ug/L	266068	1	08/24/2018 16:35	CC
Methylcyclohexane	BRL	5.0		ug/L	266068	1	08/24/2018 16:35	CC
Methylene chloride	BRL	5.0		ug/L	266068	1	08/24/2018 16:35	CC
o-Xylene	BRL	5.0		ug/L	266068	1	08/24/2018 16:35	CC

Qualifiers:

- * Value exceeds maximum contaminant level
- BRL Below reporting limit
- H Holding times for preparation or analysis exceeded
- N Analyte not NELAC certified
- B Analyte detected in the associated method blank
- > Greater than Result value
- E Estimated (value above quantitation range)
- S Spike Recovery outside limits due to matrix
- Narr See case narrative
- NC Not confirmed
- < Less than Result value
- J Estimated value detected below Reporting Limit

Analytical Environmental Services, Inc **Date:** 28-Aug-18

Client:	Environmental Planning Specialists, Inc.	**Client Sample ID:**	18222-MW-26
Project Name:	Rheem	**Collection Date:**	8/10/2018 1:30:00 PM
Lab ID:	1808H72-002	**Matrix:**	Groundwater

Analyses	Result	Reporting Limit	Qual	Units	BatchID	Dilution Factor	Date Analyzed	Analyst
TCL VOLATILE ORGANICS SW8260B				**(SW5030B)**				
Styrene	BRL	5.0		ug/L	266068	1	08/24/2018 16:35	CC
Tetrachloroethene	BRL	5.0		ug/L	266068	1	08/24/2018 16:35	CC
Toluene	BRL	5.0		ug/L	266068	1	08/24/2018 16:35	CC
trans-1,2-Dichloroethene	BRL	5.0		ug/L	266068	1	08/24/2018 16:35	CC
trans-1,3-Dichloropropene	BRL	5.0		ug/L	266068	1	08/24/2018 16:35	CC
Trichloroethene	BRL	5.0		ug/L	266068	1	08/24/2018 16:35	CC
Trichlorofluoromethane	BRL	5.0		ug/L	266068	1	08/24/2018 16:35	CC
Vinyl chloride	BRL	2.0		ug/L	266068	1	08/24/2018 16:35	CC
Surr: 4-Bromofluorobenzene	82.5	68-127		%REC	266068	1	08/24/2018 16:35	CC
Surr: Dibromofluoromethane	101	84.4-122		%REC	266068	1	08/24/2018 16:35	CC
Surr: Toluene-d8	101	80.1-116		%REC	266068	1	08/24/2018 16:35	CC

Qualifiers:

*	Value exceeds maximum contaminant level	E	Estimated (value above quantitation range)
BRL	Below reporting limit	S	Spike Recovery outside limits due to matrix
H	Holding times for preparation or analysis exceeded	Narr	See case narrative
N	Analyte not NELAC certified	NC	Not confirmed
B	Analyte detected in the associated method blank	<	Less than Result value
>	Greater than Result value	J	Estimated value detected below Reporting Limit

Analytical Environmental Services, Inc **Date:** 28-Aug-18

Client:	Environmental Planning Specialists, Inc.	**Client Sample ID:**	18225-MW-53B
Project Name:	Rheem	**Collection Date:**	8/13/2018 11:20:00 AM
Lab ID:	1808H72-003	**Matrix:**	Groundwater

Analyses	Result	Reporting Limit	Qual	Units	BatchID	Dilution Factor	Date Analyzed	Analyst
TCL VOLATILE ORGANICS SW8260B				**(SW5030B)**				
1,1,1-Trichloroethane	BRL	5.0		ug/L	266068	1	08/23/2018 23:23	CC
1,1,2,2-Tetrachloroethane	BRL	5.0		ug/L	266068	1	08/23/2018 23:23	CC
1,1,2-Trichloroethane	BRL	5.0		ug/L	266068	1	08/23/2018 23:23	CC
1,1-Dichloroethane	BRL	5.0		ug/L	266068	1	08/23/2018 23:23	CC
1,1-Dichloroethene	BRL	5.0		ug/L	266068	1	08/23/2018 23:23	CC
1,2,4-Trichlorobenzene	BRL	5.0		ug/L	266068	1	08/23/2018 23:23	CC
1,2-Dibromo-3-chloropropane	BRL	5.0		ug/L	266068	1	08/23/2018 23:23	CC
1,2-Dibromoethane	BRL	5.0		ug/L	266068	1	08/23/2018 23:23	CC
1,2-Dichlorobenzene	BRL	5.0		ug/L	266068	1	08/23/2018 23:23	CC
1,2-Dichloroethane	BRL	5.0		ug/L	266068	1	08/23/2018 23:23	CC
1,2-Dichloropropane	BRL	5.0		ug/L	266068	1	08/23/2018 23:23	CC
1,3-Dichlorobenzene	BRL	5.0		ug/L	266068	1	08/23/2018 23:23	CC
1,4-Dichlorobenzene	BRL	5.0		ug/L	266068	1	08/23/2018 23:23	CC
2-Butanone	BRL	50		ug/L	266068	1	08/23/2018 23:23	CC
2-Hexanone	BRL	10		ug/L	266068	1	08/23/2018 23:23	CC
4-Methyl-2-pentanone	BRL	10		ug/L	266068	1	08/23/2018 23:23	CC
Acetone	BRL	50		ug/L	266068	1	08/23/2018 23:23	CC
Benzene	BRL	5.0		ug/L	266068	1	08/23/2018 23:23	CC
Bromodichloromethane	BRL	5.0		ug/L	266068	1	08/23/2018 23:23	CC
Bromoform	BRL	5.0		ug/L	266068	1	08/23/2018 23:23	CC
Bromomethane	BRL	5.0		ug/L	266068	1	08/23/2018 23:23	CC
Carbon disulfide	BRL	5.0		ug/L	266068	1	08/23/2018 23:23	CC
Carbon tetrachloride	BRL	5.0		ug/L	266068	1	08/23/2018 23:23	CC
Chlorobenzene	BRL	5.0		ug/L	266068	1	08/23/2018 23:23	CC
Chloroethane	BRL	10		ug/L	266068	1	08/23/2018 23:23	CC
Chloroform	BRL	5.0		ug/L	266068	1	08/23/2018 23:23	CC
Chloromethane	BRL	10		ug/L	266068	1	08/23/2018 23:23	CC
cis-1,2-Dichloroethene	BRL	5.0		ug/L	266068	1	08/23/2018 23:23	CC
cis-1,3-Dichloropropene	BRL	5.0		ug/L	266068	1	08/23/2018 23:23	CC
Cyclohexane	BRL	5.0		ug/L	266068	1	08/23/2018 23:23	CC
Dibromochloromethane	BRL	5.0		ug/L	266068	1	08/23/2018 23:23	CC
Dichlorodifluoromethane	BRL	10		ug/L	266068	1	08/23/2018 23:23	CC
Ethylbenzene	BRL	5.0		ug/L	266068	1	08/23/2018 23:23	CC
Freon-113	BRL	10		ug/L	266068	1	08/23/2018 23:23	CC
Isopropylbenzene	BRL	5.0		ug/L	266068	1	08/23/2018 23:23	CC
m,p-Xylene	BRL	5.0		ug/L	266068	1	08/23/2018 23:23	CC
Methyl acetate	BRL	5.0		ug/L	266068	1	08/23/2018 23:23	CC
Methyl tert-butyl ether	BRL	5.0		ug/L	266068	1	08/23/2018 23:23	CC
Methylcyclohexane	BRL	5.0		ug/L	266068	1	08/23/2018 23:23	CC
Methylene chloride	BRL	5.0		ug/L	266068	1	08/23/2018 23:23	CC
o-Xylene	BRL	5.0		ug/L	266068	1	08/23/2018 23:23	CC

Qualifiers:

- * Value exceeds maximum contaminant level
- BRL Below reporting limit
- H Holding times for preparation or analysis exceeded
- N Analyte not NELAC certified
- B Analyte detected in the associated method blank
- > Greater than Result value
- E Estimated (value above quantitation range)
- S Spike Recovery outside limits due to matrix
- Narr See case narrative
- NC Not confirmed
- < Less than Result value
- J Estimated value detected below Reporting Limit

Analytical Environmental Services, Inc **Date:** 28-Aug-18

Client:	Environmental Planning Specialists, Inc.	**Client Sample ID:**	18225-MW-53B
Project Name:	Rheem	**Collection Date:**	8/13/2018 11:20:00 AM
Lab ID:	1808H72-003	**Matrix:**	Groundwater

Analyses	Result	Reporting Limit	Qual	Units	BatchID	Dilution Factor	Date Analyzed	Analyst
TCL VOLATILE ORGANICS SW8260B				**(SW5030B)**				
Styrene	BRL	5.0		ug/L	266068	1	08/23/2018 23:23	CC
Tetrachloroethene	BRL	5.0		ug/L	266068	1	08/23/2018 23:23	CC
Toluene	BRL	5.0		ug/L	266068	1	08/23/2018 23:23	CC
trans-1,2-Dichloroethene	BRL	5.0		ug/L	266068	1	08/23/2018 23:23	CC
trans-1,3-Dichloropropene	BRL	5.0		ug/L	266068	1	08/23/2018 23:23	CC
Trichloroethene	BRL	5.0		ug/L	266068	1	08/23/2018 23:23	CC
Trichlorofluoromethane	BRL	5.0		ug/L	266068	1	08/23/2018 23:23	CC
Vinyl chloride	BRL	2.0		ug/L	266068	1	08/23/2018 23:23	CC
Surr: 4-Bromofluorobenzene	88.8	68-127		%REC	266068	1	08/23/2018 23:23	CC
Surr: Dibromofluoromethane	93.8	84.4-122		%REC	266068	1	08/23/2018 23:23	CC
Surr: Toluene-d8	92.9	80.1-116		%REC	266068	1	08/23/2018 23:23	CC

Qualifiers:

*	Value exceeds maximum contaminant level	E	Estimated (value above quantitation range)
BRL	Below reporting limit	S	Spike Recovery outside limits due to matrix
H	Holding times for preparation or analysis exceeded	Narr	See case narrative
N	Analyte not NELAC certified	NC	Not confirmed
B	Analyte detected in the associated method blank	<	Less than Result value
>	Greater than Result value	J	Estimated value detected below Reporting Limit

Analytical Environmental Services, Inc **Date:** 28-Aug-18

Client:	Environmental Planning Specialists, Inc.	**Client Sample ID:**	18225-MW-38D
Project Name:	Rheem	**Collection Date:**	8/13/2018 11:15:00 AM
Lab ID:	1808H72-004	**Matrix:**	Groundwater

Analyses	Result	Reporting Limit	Qual	Units	BatchID	Dilution Factor	Date Analyzed	Analyst
TCL VOLATILE ORGANICS SW8260B				**(SW5030B)**				
1,1,1-Trichloroethane	BRL	5.0		ug/L	266068	1	08/24/2018 07:04	CC
1,1,2,2-Tetrachloroethane	BRL	5.0		ug/L	266068	1	08/24/2018 07:04	CC
1,1,2-Trichloroethane	BRL	5.0		ug/L	266068	1	08/24/2018 07:04	CC
1,1-Dichloroethane	BRL	5.0		ug/L	266068	1	08/24/2018 07:04	CC
1,1-Dichloroethene	BRL	5.0		ug/L	266068	1	08/24/2018 07:04	CC
1,2,4-Trichlorobenzene	BRL	5.0		ug/L	266068	1	08/24/2018 07:04	CC
1,2-Dibromo-3-chloropropane	BRL	5.0		ug/L	266068	1	08/24/2018 07:04	CC
1,2-Dibromoethane	BRL	5.0		ug/L	266068	1	08/24/2018 07:04	CC
1,2-Dichlorobenzene	BRL	5.0		ug/L	266068	1	08/24/2018 07:04	CC
1,2-Dichloroethane	BRL	5.0		ug/L	266068	1	08/24/2018 07:04	CC
1,2-Dichloropropane	BRL	5.0		ug/L	266068	1	08/24/2018 07:04	CC
1,3-Dichlorobenzene	BRL	5.0		ug/L	266068	1	08/24/2018 07:04	CC
1,4-Dichlorobenzene	BRL	5.0		ug/L	266068	1	08/24/2018 07:04	CC
2-Butanone	BRL	50		ug/L	266068	1	08/24/2018 07:04	CC
2-Hexanone	BRL	10		ug/L	266068	1	08/24/2018 07:04	CC
4-Methyl-2-pentanone	BRL	10		ug/L	266068	1	08/24/2018 07:04	CC
Acetone	BRL	50		ug/L	266068	1	08/24/2018 07:04	CC
Benzene	BRL	5.0		ug/L	266068	1	08/24/2018 07:04	CC
Bromodichloromethane	BRL	5.0		ug/L	266068	1	08/24/2018 07:04	CC
Bromoform	BRL	5.0		ug/L	266068	1	08/24/2018 07:04	CC
Bromomethane	BRL	5.0		ug/L	266068	1	08/24/2018 07:04	CC
Carbon disulfide	BRL	5.0		ug/L	266068	1	08/24/2018 07:04	CC
Carbon tetrachloride	BRL	5.0		ug/L	266068	1	08/24/2018 07:04	CC
Chlorobenzene	BRL	5.0		ug/L	266068	1	08/24/2018 07:04	CC
Chloroethane	BRL	10		ug/L	266068	1	08/24/2018 07:04	CC
Chloroform	BRL	5.0		ug/L	266068	1	08/24/2018 07:04	CC
Chloromethane	BRL	10		ug/L	266068	1	08/24/2018 07:04	CC
cis-1,2-Dichloroethene	BRL	5.0		ug/L	266068	1	08/24/2018 07:04	CC
cis-1,3-Dichloropropene	BRL	5.0		ug/L	266068	1	08/24/2018 07:04	CC
Cyclohexane	BRL	5.0		ug/L	266068	1	08/24/2018 07:04	CC
Dibromochloromethane	BRL	5.0		ug/L	266068	1	08/24/2018 07:04	CC
Dichlorodifluoromethane	BRL	10		ug/L	266068	1	08/24/2018 07:04	CC
Ethylbenzene	BRL	5.0		ug/L	266068	1	08/24/2018 07:04	CC
Freon-113	BRL	10		ug/L	266068	1	08/24/2018 07:04	CC
Isopropylbenzene	BRL	5.0		ug/L	266068	1	08/24/2018 07:04	CC
m,p-Xylene	BRL	5.0		ug/L	266068	1	08/24/2018 07:04	CC
Methyl acetate	BRL	5.0		ug/L	266068	1	08/24/2018 07:04	CC
Methyl tert-butyl ether	BRL	5.0		ug/L	266068	1	08/24/2018 07:04	CC
Methylcyclohexane	BRL	5.0		ug/L	266068	1	08/24/2018 07:04	CC
Methylene chloride	BRL	5.0		ug/L	266068	1	08/24/2018 07:04	CC
o-Xylene	BRL	5.0		ug/L	266068	1	08/24/2018 07:04	CC

Qualifiers:

- * Value exceeds maximum contaminant level
- BRL Below reporting limit
- H Holding times for preparation or analysis exceeded
- N Analyte not NELAC certified
- B Analyte detected in the associated method blank
- > Greater than Result value
- E Estimated (value above quantitation range)
- S Spike Recovery outside limits due to matrix
- Narr See case narrative
- NC Not confirmed
- < Less than Result value
- J Estimated value detected below Reporting Limit

Analytical Environmental Services, Inc **Date:** 28-Aug-18

Client:	Environmental Planning Specialists, Inc.	**Client Sample ID:**	18225-MW-38D
Project Name:	Rheem	**Collection Date:**	8/13/2018 11:15:00 AM
Lab ID:	1808H72-004	**Matrix:**	Groundwater

Analyses	Result	Reporting Limit	Qual	Units	BatchID	Dilution Factor	Date Analyzed	Analyst
TCL VOLATILE ORGANICS SW8260B				**(SW5030B)**				
Styrene	BRL	5.0		ug/L	266068	1	08/24/2018 07:04	CC
Tetrachloroethene	BRL	5.0		ug/L	266068	1	08/24/2018 07:04	CC
Toluene	BRL	5.0		ug/L	266068	1	08/24/2018 07:04	CC
trans-1,2-Dichloroethene	BRL	5.0		ug/L	266068	1	08/24/2018 07:04	CC
trans-1,3-Dichloropropene	BRL	5.0		ug/L	266068	1	08/24/2018 07:04	CC
Trichloroethene	78	5.0		ug/L	266068	1	08/24/2018 07:04	CC
Trichlorofluoromethane	BRL	5.0		ug/L	266068	1	08/24/2018 07:04	CC
Vinyl chloride	BRL	2.0		ug/L	266068	1	08/24/2018 07:04	CC
Surr: 4-Bromofluorobenzene	84.3	68-127		%REC	266068	1	08/24/2018 07:04	CC
Surr: Dibromofluoromethane	95.4	84.4-122		%REC	266068	1	08/24/2018 07:04	CC
Surr: Toluene-d8	97.4	80.1-116		%REC	266068	1	08/24/2018 07:04	CC

Qualifiers:

*	Value exceeds maximum contaminant level	E	Estimated (value above quantitation range)
BRL	Below reporting limit	S	Spike Recovery outside limits due to matrix
H	Holding times for preparation or analysis exceeded	Narr	See case narrative
N	Analyte not NELAC certified	NC	Not confirmed
B	Analyte detected in the associated method blank	<	Less than Result value
>	Greater than Result value	J	Estimated value detected below Reporting Limit

Analytical Environmental Services, Inc **Date:** 28-Aug-18

Client:	Environmental Planning Specialists, Inc.	**Client Sample ID:**	18225-MW-37D
Project Name:	Rheem	**Collection Date:**	8/13/2018 11:50:00 AM
Lab ID:	1808H72-005	**Matrix:**	Groundwater

Analyses	Result	Reporting Limit	Qual	Units	BatchID	Dilution Factor	Date Analyzed	Analyst
TCL VOLATILE ORGANICS SW8260B				**(SW5030B)**				
1,1,1-Trichloroethane	BRL	5.0		ug/L	266068	1	08/24/2018 07:32	CC
1,1,2,2-Tetrachloroethane	BRL	5.0		ug/L	266068	1	08/24/2018 07:32	CC
1,1,2-Trichloroethane	BRL	5.0		ug/L	266068	1	08/24/2018 07:32	CC
1,1-Dichloroethane	BRL	5.0		ug/L	266068	1	08/24/2018 07:32	CC
1,1-Dichloroethene	BRL	5.0		ug/L	266068	1	08/24/2018 07:32	CC
1,2,4-Trichlorobenzene	BRL	5.0		ug/L	266068	1	08/24/2018 07:32	CC
1,2-Dibromo-3-chloropropane	BRL	5.0		ug/L	266068	1	08/24/2018 07:32	CC
1,2-Dibromoethane	BRL	5.0		ug/L	266068	1	08/24/2018 07:32	CC
1,2-Dichlorobenzene	BRL	5.0		ug/L	266068	1	08/24/2018 07:32	CC
1,2-Dichloroethane	BRL	5.0		ug/L	266068	1	08/24/2018 07:32	CC
1,2-Dichloropropane	BRL	5.0		ug/L	266068	1	08/24/2018 07:32	CC
1,3-Dichlorobenzene	BRL	5.0		ug/L	266068	1	08/24/2018 07:32	CC
1,4-Dichlorobenzene	BRL	5.0		ug/L	266068	1	08/24/2018 07:32	CC
2-Butanone	BRL	50		ug/L	266068	1	08/24/2018 07:32	CC
2-Hexanone	BRL	10		ug/L	266068	1	08/24/2018 07:32	CC
4-Methyl-2-pentanone	BRL	10		ug/L	266068	1	08/24/2018 07:32	CC
Acetone	BRL	50		ug/L	266068	1	08/24/2018 07:32	CC
Benzene	BRL	5.0		ug/L	266068	1	08/24/2018 07:32	CC
Bromodichloromethane	BRL	5.0		ug/L	266068	1	08/24/2018 07:32	CC
Bromoform	BRL	5.0		ug/L	266068	1	08/24/2018 07:32	CC
Bromomethane	BRL	5.0		ug/L	266068	1	08/24/2018 07:32	CC
Carbon disulfide	BRL	5.0		ug/L	266068	1	08/24/2018 07:32	CC
Carbon tetrachloride	BRL	5.0		ug/L	266068	1	08/24/2018 07:32	CC
Chlorobenzene	BRL	5.0		ug/L	266068	1	08/24/2018 07:32	CC
Chloroethane	BRL	10		ug/L	266068	1	08/24/2018 07:32	CC
Chloroform	BRL	5.0		ug/L	266068	1	08/24/2018 07:32	CC
Chloromethane	BRL	10		ug/L	266068	1	08/24/2018 07:32	CC
cis-1,2-Dichloroethene	BRL	5.0		ug/L	266068	1	08/24/2018 07:32	CC
cis-1,3-Dichloropropene	BRL	5.0		ug/L	266068	1	08/24/2018 07:32	CC
Cyclohexane	BRL	5.0		ug/L	266068	1	08/24/2018 07:32	CC
Dibromochloromethane	BRL	5.0		ug/L	266068	1	08/24/2018 07:32	CC
Dichlorodifluoromethane	BRL	10		ug/L	266068	1	08/24/2018 07:32	CC
Ethylbenzene	BRL	5.0		ug/L	266068	1	08/24/2018 07:32	CC
Freon-113	BRL	10		ug/L	266068	1	08/24/2018 07:32	CC
Isopropylbenzene	BRL	5.0		ug/L	266068	1	08/24/2018 07:32	CC
m,p-Xylene	BRL	5.0		ug/L	266068	1	08/24/2018 07:32	CC
Methyl acetate	BRL	5.0		ug/L	266068	1	08/24/2018 07:32	CC
Methyl tert-butyl ether	BRL	5.0		ug/L	266068	1	08/24/2018 07:32	CC
Methylcyclohexane	BRL	5.0		ug/L	266068	1	08/24/2018 07:32	CC
Methylene chloride	BRL	5.0		ug/L	266068	1	08/24/2018 07:32	CC
o-Xylene	BRL	5.0		ug/L	266068	1	08/24/2018 07:32	CC

Qualifiers:

- * Value exceeds maximum contaminant level
- BRL Below reporting limit
- H Holding times for preparation or analysis exceeded
- N Analyte not NELAC certified
- B Analyte detected in the associated method blank
- > Greater than Result value
- E Estimated (value above quantitation range)
- S Spike Recovery outside limits due to matrix
- Narr See case narrative
- NC Not confirmed
- < Less than Result value
- J Estimated value detected below Reporting Limit

Analytical Environmental Services, Inc **Date:** 28-Aug-18

Client:	Environmental Planning Specialists, Inc.	**Client Sample ID:**	18225-MW-37D
Project Name:	Rheem	**Collection Date:**	8/13/2018 11:50:00 AM
Lab ID:	1808H72-005	**Matrix:**	Groundwater

Analyses	Result	Reporting Limit	Qual	Units	BatchID	Dilution Factor	Date Analyzed	Analyst
TCL VOLATILE ORGANICS SW8260B				**(SW5030B)**				
Styrene	BRL	5.0		ug/L	266068	1	08/24/2018 07:32	CC
Tetrachloroethene	BRL	5.0		ug/L	266068	1	08/24/2018 07:32	CC
Toluene	BRL	5.0		ug/L	266068	1	08/24/2018 07:32	CC
trans-1,2-Dichloroethene	BRL	5.0		ug/L	266068	1	08/24/2018 07:32	CC
trans-1,3-Dichloropropene	BRL	5.0		ug/L	266068	1	08/24/2018 07:32	CC
Trichloroethene	82	5.0		ug/L	266068	1	08/24/2018 07:32	CC
Trichlorofluoromethane	BRL	5.0		ug/L	266068	1	08/24/2018 07:32	CC
Vinyl chloride	BRL	2.0		ug/L	266068	1	08/24/2018 07:32	CC
Surr: 4-Bromofluorobenzene	84.1	68-127		%REC	266068	1	08/24/2018 07:32	CC
Surr: Dibromofluoromethane	93.5	84.4-122		%REC	266068	1	08/24/2018 07:32	CC
Surr: Toluene-d8	101	80.1-116		%REC	266068	1	08/24/2018 07:32	CC

Qualifiers:

*	Value exceeds maximum contaminant level	E	Estimated (value above quantitation range)
BRL	Below reporting limit	S	Spike Recovery outside limits due to matrix
H	Holding times for preparation or analysis exceeded	Narr	See case narrative
N	Analyte not NELAC certified	NC	Not confirmed
B	Analyte detected in the associated method blank	<	Less than Result value
>	Greater than Result value	J	Estimated value detected below Reporting Limit

Analytical Environmental Services, Inc **Date:** 28-Aug-18

Client:	Environmental Planning Specialists, Inc.	**Client Sample ID:**	18225-DUP-2
Project Name:	Rheem	**Collection Date:**	8/13/2018 12:00:00 PM
Lab ID:	1808H72-006	**Matrix:**	Groundwater

Analyses	Result	Reporting Limit	Qual	Units	BatchID	Dilution Factor	Date Analyzed	Analyst
TCL VOLATILE ORGANICS SW8260B				**(SW5030B)**				
1,1,1-Trichloroethane	BRL	5.0		ug/L	266068	1	08/25/2018 14:32	CC
1,1,2,2-Tetrachloroethane	BRL	5.0		ug/L	266068	1	08/25/2018 14:32	CC
1,1,2-Trichloroethane	BRL	5.0		ug/L	266068	1	08/25/2018 14:32	CC
1,1-Dichloroethane	BRL	5.0		ug/L	266068	1	08/25/2018 14:32	CC
1,1-Dichloroethene	BRL	5.0		ug/L	266068	1	08/25/2018 14:32	CC
1,2,4-Trichlorobenzene	BRL	5.0		ug/L	266068	1	08/25/2018 14:32	CC
1,2-Dibromo-3-chloropropane	BRL	5.0		ug/L	266068	1	08/25/2018 14:32	CC
1,2-Dibromoethane	BRL	5.0		ug/L	266068	1	08/25/2018 14:32	CC
1,2-Dichlorobenzene	BRL	5.0		ug/L	266068	1	08/25/2018 14:32	CC
1,2-Dichloroethane	BRL	5.0		ug/L	266068	1	08/25/2018 14:32	CC
1,2-Dichloropropane	BRL	5.0		ug/L	266068	1	08/25/2018 14:32	CC
1,3-Dichlorobenzene	BRL	5.0		ug/L	266068	1	08/25/2018 14:32	CC
1,4-Dichlorobenzene	BRL	5.0		ug/L	266068	1	08/25/2018 14:32	CC
2-Butanone	BRL	50		ug/L	266068	1	08/25/2018 14:32	CC
2-Hexanone	BRL	10		ug/L	266068	1	08/25/2018 14:32	CC
4-Methyl-2-pentanone	BRL	10		ug/L	266068	1	08/25/2018 14:32	CC
Acetone	BRL	50		ug/L	266068	1	08/25/2018 14:32	CC
Benzene	BRL	5.0		ug/L	266068	1	08/25/2018 14:32	CC
Bromodichloromethane	BRL	5.0		ug/L	266068	1	08/25/2018 14:32	CC
Bromoform	BRL	5.0		ug/L	266068	1	08/25/2018 14:32	CC
Bromomethane	BRL	5.0		ug/L	266068	1	08/25/2018 14:32	CC
Carbon disulfide	BRL	5.0		ug/L	266068	1	08/25/2018 14:32	CC
Carbon tetrachloride	BRL	5.0		ug/L	266068	1	08/25/2018 14:32	CC
Chlorobenzene	BRL	5.0		ug/L	266068	1	08/25/2018 14:32	CC
Chloroethane	BRL	10		ug/L	266068	1	08/25/2018 14:32	CC
Chloroform	BRL	5.0		ug/L	266068	1	08/25/2018 14:32	CC
Chloromethane	BRL	10		ug/L	266068	1	08/25/2018 14:32	CC
cis-1,2-Dichloroethene	5.2	5.0		ug/L	266068	1	08/25/2018 14:32	CC
cis-1,3-Dichloropropene	BRL	5.0		ug/L	266068	1	08/25/2018 14:32	CC
Cyclohexane	BRL	5.0		ug/L	266068	1	08/25/2018 14:32	CC
Dibromochloromethane	BRL	5.0		ug/L	266068	1	08/25/2018 14:32	CC
Dichlorodifluoromethane	BRL	10		ug/L	266068	1	08/25/2018 14:32	CC
Ethylbenzene	BRL	5.0		ug/L	266068	1	08/25/2018 14:32	CC
Freon-113	BRL	10		ug/L	266068	1	08/25/2018 14:32	CC
Isopropylbenzene	BRL	5.0		ug/L	266068	1	08/25/2018 14:32	CC
m,p-Xylene	BRL	5.0		ug/L	266068	1	08/25/2018 14:32	CC
Methyl acetate	BRL	5.0		ug/L	266068	1	08/25/2018 14:32	CC
Methyl tert-butyl ether	BRL	5.0		ug/L	266068	1	08/25/2018 14:32	CC
Methylcyclohexane	BRL	5.0		ug/L	266068	1	08/25/2018 14:32	CC
Methylene chloride	BRL	5.0		ug/L	266068	1	08/25/2018 14:32	CC
o-Xylene	BRL	5.0		ug/L	266068	1	08/25/2018 14:32	CC

Qualifiers:

- * Value exceeds maximum contaminant level
- BRL Below reporting limit
- H Holding times for preparation or analysis exceeded
- N Analyte not NELAC certified
- B Analyte detected in the associated method blank
- > Greater than Result value
- E Estimated (value above quantitation range)
- S Spike Recovery outside limits due to matrix
- Narr See case narrative
- NC Not confirmed
- < Less than Result value
- J Estimated value detected below Reporting Limit

Analytical Environmental Services, Inc **Date:** 28-Aug-18

Client:	Environmental Planning Specialists, Inc.	**Client Sample ID:**	18225-DUP-2
Project Name:	Rheem	**Collection Date:**	8/13/2018 12:00:00 PM
Lab ID:	1808H72-006	**Matrix:**	Groundwater

Analyses	Result	Reporting Limit	Qual	Units	BatchID	Dilution Factor	Date Analyzed	Analyst
TCL VOLATILE ORGANICS SW8260B				**(SW5030B)**				
Styrene	BRL	5.0		ug/L	266068	1	08/25/2018 14:32	CC
Tetrachloroethene	BRL	5.0		ug/L	266068	1	08/25/2018 14:32	CC
Toluene	BRL	5.0		ug/L	266068	1	08/25/2018 14:32	CC
trans-1,2-Dichloroethene	BRL	5.0		ug/L	266068	1	08/25/2018 14:32	CC
trans-1,3-Dichloropropene	BRL	5.0		ug/L	266068	1	08/25/2018 14:32	CC
Trichloroethene	140	5.0		ug/L	266068	1	08/25/2018 14:32	CC
Trichlorofluoromethane	BRL	5.0		ug/L	266068	1	08/25/2018 14:32	CC
Vinyl chloride	BRL	2.0		ug/L	266068	1	08/25/2018 14:32	CC
Surr: 4-Bromofluorobenzene	84.9	68-127		%REC	266068	1	08/25/2018 14:32	CC
Surr: Dibromofluoromethane	115	84.4-122		%REC	266068	1	08/25/2018 14:32	CC
Surr: Toluene-d8	94.4	80.1-116		%REC	266068	1	08/25/2018 14:32	CC

Qualifiers:

*	Value exceeds maximum contaminant level	E	Estimated (value above quantitation range)
BRL	Below reporting limit	S	Spike Recovery outside limits due to matrix
H	Holding times for preparation or analysis exceeded	Narr	See case narrative
N	Analyte not NELAC certified	NC	Not confirmed
B	Analyte detected in the associated method blank	<	Less than Result value
>	Greater than Result value	J	Estimated value detected below Reporting Limit

Analytical Environmental Services, Inc **Date:** 28-Aug-18

Client:	Environmental Planning Specialists, Inc.	**Client Sample ID:**	18225-MW-27
Project Name:	Rheem	**Collection Date:**	8/13/2018 3:20:00 PM
Lab ID:	1808H72-007	**Matrix:**	Groundwater

Analyses	Result	Reporting Limit	Qual	Units	BatchID	Dilution Factor	Date Analyzed	Analyst
TCL VOLATILE ORGANICS SW8260B				**(SW5030B)**				
1,1,1-Trichloroethane	BRL	5.0		ug/L	266068	1	08/24/2018 06:37	CC
1,1,2,2-Tetrachloroethane	BRL	5.0		ug/L	266068	1	08/24/2018 06:37	CC
1,1,2-Trichloroethane	BRL	5.0		ug/L	266068	1	08/24/2018 06:37	CC
1,1-Dichloroethane	BRL	5.0		ug/L	266068	1	08/24/2018 06:37	CC
1,1-Dichloroethene	BRL	5.0		ug/L	266068	1	08/24/2018 06:37	CC
1,2,4-Trichlorobenzene	BRL	5.0		ug/L	266068	1	08/24/2018 06:37	CC
1,2-Dibromo-3-chloropropane	BRL	5.0		ug/L	266068	1	08/24/2018 06:37	CC
1,2-Dibromoethane	BRL	5.0		ug/L	266068	1	08/24/2018 06:37	CC
1,2-Dichlorobenzene	BRL	5.0		ug/L	266068	1	08/24/2018 06:37	CC
1,2-Dichloroethane	BRL	5.0		ug/L	266068	1	08/24/2018 06:37	CC
1,2-Dichloropropane	BRL	5.0		ug/L	266068	1	08/24/2018 06:37	CC
1,3-Dichlorobenzene	BRL	5.0		ug/L	266068	1	08/24/2018 06:37	CC
1,4-Dichlorobenzene	BRL	5.0		ug/L	266068	1	08/24/2018 06:37	CC
2-Butanone	BRL	50		ug/L	266068	1	08/24/2018 06:37	CC
2-Hexanone	BRL	10		ug/L	266068	1	08/24/2018 06:37	CC
4-Methyl-2-pentanone	BRL	10		ug/L	266068	1	08/24/2018 06:37	CC
Acetone	BRL	50		ug/L	266068	1	08/24/2018 06:37	CC
Benzene	BRL	5.0		ug/L	266068	1	08/24/2018 06:37	CC
Bromodichloromethane	BRL	5.0		ug/L	266068	1	08/24/2018 06:37	CC
Bromoform	BRL	5.0		ug/L	266068	1	08/24/2018 06:37	CC
Bromomethane	BRL	5.0		ug/L	266068	1	08/24/2018 06:37	CC
Carbon disulfide	BRL	5.0		ug/L	266068	1	08/24/2018 06:37	CC
Carbon tetrachloride	BRL	5.0		ug/L	266068	1	08/24/2018 06:37	CC
Chlorobenzene	BRL	5.0		ug/L	266068	1	08/24/2018 06:37	CC
Chloroethane	BRL	10		ug/L	266068	1	08/24/2018 06:37	CC
Chloroform	BRL	5.0		ug/L	266068	1	08/24/2018 06:37	CC
Chloromethane	BRL	10		ug/L	266068	1	08/24/2018 06:37	CC
cis-1,2-Dichloroethene	BRL	5.0		ug/L	266068	1	08/24/2018 06:37	CC
cis-1,3-Dichloropropene	BRL	5.0		ug/L	266068	1	08/24/2018 06:37	CC
Cyclohexane	BRL	5.0		ug/L	266068	1	08/24/2018 06:37	CC
Dibromochloromethane	BRL	5.0		ug/L	266068	1	08/24/2018 06:37	CC
Dichlorodifluoromethane	BRL	10		ug/L	266068	1	08/24/2018 06:37	CC
Ethylbenzene	BRL	5.0		ug/L	266068	1	08/24/2018 06:37	CC
Freon-113	BRL	10		ug/L	266068	1	08/24/2018 06:37	CC
Isopropylbenzene	BRL	5.0		ug/L	266068	1	08/24/2018 06:37	CC
m,p-Xylene	BRL	5.0		ug/L	266068	1	08/24/2018 06:37	CC
Methyl acetate	BRL	5.0		ug/L	266068	1	08/24/2018 06:37	CC
Methyl tert-butyl ether	BRL	5.0		ug/L	266068	1	08/24/2018 06:37	CC
Methylcyclohexane	BRL	5.0		ug/L	266068	1	08/24/2018 06:37	CC
Methylene chloride	BRL	5.0		ug/L	266068	1	08/24/2018 06:37	CC
o-Xylene	BRL	5.0		ug/L	266068	1	08/24/2018 06:37	CC

Qualifiers:

- * Value exceeds maximum contaminant level
- BRL Below reporting limit
- H Holding times for preparation or analysis exceeded
- N Analyte not NELAC certified
- B Analyte detected in the associated method blank
- > Greater than Result value
- E Estimated (value above quantitation range)
- S Spike Recovery outside limits due to matrix
- Narr See case narrative
- NC Not confirmed
- < Less than Result value
- J Estimated value detected below Reporting Limit

Analytical Environmental Services, Inc **Date:** 28-Aug-18

Client:	Environmental Planning Specialists, Inc.	**Client Sample ID:**	18225-MW-27
Project Name:	Rheem	**Collection Date:**	8/13/2018 3:20:00 PM
Lab ID:	1808H72-007	**Matrix:**	Groundwater

Analyses	Result	Reporting Limit	Qual	Units	BatchID	Dilution Factor	Date Analyzed	Analyst
TCL VOLATILE ORGANICS SW8260B				**(SW5030B)**				
Styrene	BRL	5.0		ug/L	266068	1	08/24/2018 06:37	CC
Tetrachloroethene	BRL	5.0		ug/L	266068	1	08/24/2018 06:37	CC
Toluene	BRL	5.0		ug/L	266068	1	08/24/2018 06:37	CC
trans-1,2-Dichloroethene	BRL	5.0		ug/L	266068	1	08/24/2018 06:37	CC
trans-1,3-Dichloropropene	BRL	5.0		ug/L	266068	1	08/24/2018 06:37	CC
Trichloroethene	9.7	5.0		ug/L	266068	1	08/24/2018 06:37	CC
Trichlorofluoromethane	BRL	5.0		ug/L	266068	1	08/24/2018 06:37	CC
Vinyl chloride	5.2	2.0		ug/L	266068	1	08/24/2018 06:37	CC
Surr: 4-Bromofluorobenzene	86.9	68-127		%REC	266068	1	08/24/2018 06:37	CC
Surr: Dibromofluoromethane	91	84.4-122		%REC	266068	1	08/24/2018 06:37	CC
Surr: Toluene-d8	90.2	80.1-116		%REC	266068	1	08/24/2018 06:37	CC

Qualifiers:

*	Value exceeds maximum contaminant level	E	Estimated (value above quantitation range)
BRL	Below reporting limit	S	Spike Recovery outside limits due to matrix
H	Holding times for preparation or analysis exceeded	Narr	See case narrative
N	Analyte not NELAC certified	NC	Not confirmed
B	Analyte detected in the associated method blank	<	Less than Result value
>	Greater than Result value	J	Estimated value detected below Reporting Limit

Analytical Environmental Services, Inc **Date:** 28-Aug-18

Client:	Environmental Planning Specialists, Inc.	**Client Sample ID:**	18225-MW-41D
Project Name:	Rheem	**Collection Date:**	8/13/2018 3:15:00 PM
Lab ID:	1808H72-008	**Matrix:**	Groundwater

Analyses	Result	Reporting Limit	Qual	Units	BatchID	Dilution Factor	Date Analyzed	Analyst
TCL VOLATILE ORGANICS SW8260B				**(SW5030B)**				
1,1,1-Trichloroethane	BRL	5.0		ug/L	266068	1	08/23/2018 23:50	CC
1,1,2,2-Tetrachloroethane	BRL	5.0		ug/L	266068	1	08/23/2018 23:50	CC
1,1,2-Trichloroethane	BRL	5.0		ug/L	266068	1	08/23/2018 23:50	CC
1,1-Dichloroethane	BRL	5.0		ug/L	266068	1	08/23/2018 23:50	CC
1,1-Dichloroethene	BRL	5.0		ug/L	266068	1	08/23/2018 23:50	CC
1,2,4-Trichlorobenzene	BRL	5.0		ug/L	266068	1	08/23/2018 23:50	CC
1,2-Dibromo-3-chloropropane	BRL	5.0		ug/L	266068	1	08/23/2018 23:50	CC
1,2-Dibromoethane	BRL	5.0		ug/L	266068	1	08/23/2018 23:50	CC
1,2-Dichlorobenzene	BRL	5.0		ug/L	266068	1	08/23/2018 23:50	CC
1,2-Dichloroethane	BRL	5.0		ug/L	266068	1	08/23/2018 23:50	CC
1,2-Dichloropropane	BRL	5.0		ug/L	266068	1	08/23/2018 23:50	CC
1,3-Dichlorobenzene	BRL	5.0		ug/L	266068	1	08/23/2018 23:50	CC
1,4-Dichlorobenzene	BRL	5.0		ug/L	266068	1	08/23/2018 23:50	CC
2-Butanone	BRL	50		ug/L	266068	1	08/23/2018 23:50	CC
2-Hexanone	BRL	10		ug/L	266068	1	08/23/2018 23:50	CC
4-Methyl-2-pentanone	BRL	10		ug/L	266068	1	08/23/2018 23:50	CC
Acetone	BRL	50		ug/L	266068	1	08/23/2018 23:50	CC
Benzene	BRL	5.0		ug/L	266068	1	08/23/2018 23:50	CC
Bromodichloromethane	BRL	5.0		ug/L	266068	1	08/23/2018 23:50	CC
Bromoform	BRL	5.0		ug/L	266068	1	08/23/2018 23:50	CC
Bromomethane	BRL	5.0		ug/L	266068	1	08/23/2018 23:50	CC
Carbon disulfide	BRL	5.0		ug/L	266068	1	08/23/2018 23:50	CC
Carbon tetrachloride	BRL	5.0		ug/L	266068	1	08/23/2018 23:50	CC
Chlorobenzene	BRL	5.0		ug/L	266068	1	08/23/2018 23:50	CC
Chloroethane	BRL	10		ug/L	266068	1	08/23/2018 23:50	CC
Chloroform	BRL	5.0		ug/L	266068	1	08/23/2018 23:50	CC
Chloromethane	BRL	10		ug/L	266068	1	08/23/2018 23:50	CC
cis-1,2-Dichloroethene	BRL	5.0		ug/L	266068	1	08/23/2018 23:50	CC
cis-1,3-Dichloropropene	BRL	5.0		ug/L	266068	1	08/23/2018 23:50	CC
Cyclohexane	BRL	5.0		ug/L	266068	1	08/23/2018 23:50	CC
Dibromochloromethane	BRL	5.0		ug/L	266068	1	08/23/2018 23:50	CC
Dichlorodifluoromethane	BRL	10		ug/L	266068	1	08/23/2018 23:50	CC
Ethylbenzene	BRL	5.0		ug/L	266068	1	08/23/2018 23:50	CC
Freon-113	BRL	10		ug/L	266068	1	08/23/2018 23:50	CC
Isopropylbenzene	BRL	5.0		ug/L	266068	1	08/23/2018 23:50	CC
m,p-Xylene	BRL	5.0		ug/L	266068	1	08/23/2018 23:50	CC
Methyl acetate	BRL	5.0		ug/L	266068	1	08/23/2018 23:50	CC
Methyl tert-butyl ether	BRL	5.0		ug/L	266068	1	08/23/2018 23:50	CC
Methylcyclohexane	BRL	5.0		ug/L	266068	1	08/23/2018 23:50	CC
Methylene chloride	BRL	5.0		ug/L	266068	1	08/23/2018 23:50	CC
o-Xylene	BRL	5.0		ug/L	266068	1	08/23/2018 23:50	CC

Qualifiers:

- * Value exceeds maximum contaminant level
- BRL Below reporting limit
- H Holding times for preparation or analysis exceeded
- N Analyte not NELAC certified
- B Analyte detected in the associated method blank
- > Greater than Result value
- E Estimated (value above quantitation range)
- S Spike Recovery outside limits due to matrix
- Narr See case narrative
- NC Not confirmed
- < Less than Result value
- J Estimated value detected below Reporting Limit

Analytical Environmental Services, Inc **Date:** 28-Aug-18

Client:	Environmental Planning Specialists, Inc.	**Client Sample ID:**	18225-MW-41D
Project Name:	Rheem	**Collection Date:**	8/13/2018 3:15:00 PM
Lab ID:	1808H72-008	**Matrix:**	Groundwater

Analyses	Result	Reporting Limit	Qual	Units	BatchID	Dilution Factor	Date Analyzed	Analyst
TCL VOLATILE ORGANICS SW8260B				**(SW5030B)**				
Styrene	BRL	5.0		ug/L	266068	1	08/23/2018 23:50	CC
Tetrachloroethene	BRL	5.0		ug/L	266068	1	08/23/2018 23:50	CC
Toluene	BRL	5.0		ug/L	266068	1	08/23/2018 23:50	CC
trans-1,2-Dichloroethene	BRL	5.0		ug/L	266068	1	08/23/2018 23:50	CC
trans-1,3-Dichloropropene	BRL	5.0		ug/L	266068	1	08/23/2018 23:50	CC
Trichloroethene	36	5.0		ug/L	266068	1	08/23/2018 23:50	CC
Trichlorofluoromethane	BRL	5.0		ug/L	266068	1	08/23/2018 23:50	CC
Vinyl chloride	BRL	2.0		ug/L	266068	1	08/23/2018 23:50	CC
Surr: 4-Bromofluorobenzene	89	68-127		%REC	266068	1	08/23/2018 23:50	CC
Surr: Dibromofluoromethane	94.1	84.4-122		%REC	266068	1	08/23/2018 23:50	CC
Surr: Toluene-d8	96	80.1-116		%REC	266068	1	08/23/2018 23:50	CC

Qualifiers:

*	Value exceeds maximum contaminant level	E	Estimated (value above quantitation range)
BRL	Below reporting limit	S	Spike Recovery outside limits due to matrix
H	Holding times for preparation or analysis exceeded	Narr	See case narrative
N	Analyte not NELAC certified	NC	Not confirmed
B	Analyte detected in the associated method blank	<	Less than Result value
>	Greater than Result value	J	Estimated value detected below Reporting Limit

Analytical Environmental Services, Inc **Date:** 28-Aug-18

Client:	Environmental Planning Specialists, Inc.	**Client Sample ID:**	18225-MW-41C
Project Name:	Rheem	**Collection Date:**	8/13/2018 4:05:00 PM
Lab ID:	1808H72-009	**Matrix:**	Groundwater

Analyses	Result	Reporting Limit	Qual	Units	BatchID	Dilution Factor	Date Analyzed	Analyst
TCL VOLATILE ORGANICS SW8260B				**(SW5030B)**				
1,1,1-Trichloroethane	BRL	5.0		ug/L	266068	1	08/24/2018 09:47	CC
1,1,2,2-Tetrachloroethane	BRL	5.0		ug/L	266068	1	08/24/2018 09:47	CC
1,1,2-Trichloroethane	BRL	5.0		ug/L	266068	1	08/24/2018 09:47	CC
1,1-Dichloroethane	BRL	5.0		ug/L	266068	1	08/24/2018 09:47	CC
1,1-Dichloroethene	BRL	5.0		ug/L	266068	1	08/24/2018 09:47	CC
1,2,4-Trichlorobenzene	BRL	5.0		ug/L	266068	1	08/24/2018 09:47	CC
1,2-Dibromo-3-chloropropane	BRL	5.0		ug/L	266068	1	08/24/2018 09:47	CC
1,2-Dibromoethane	BRL	5.0		ug/L	266068	1	08/24/2018 09:47	CC
1,2-Dichlorobenzene	BRL	5.0		ug/L	266068	1	08/24/2018 09:47	CC
1,2-Dichloroethane	BRL	5.0		ug/L	266068	1	08/24/2018 09:47	CC
1,2-Dichloropropane	BRL	5.0		ug/L	266068	1	08/24/2018 09:47	CC
1,3-Dichlorobenzene	BRL	5.0		ug/L	266068	1	08/24/2018 09:47	CC
1,4-Dichlorobenzene	BRL	5.0		ug/L	266068	1	08/24/2018 09:47	CC
2-Butanone	BRL	50		ug/L	266068	1	08/24/2018 09:47	CC
2-Hexanone	BRL	10		ug/L	266068	1	08/24/2018 09:47	CC
4-Methyl-2-pentanone	BRL	10		ug/L	266068	1	08/24/2018 09:47	CC
Acetone	BRL	50		ug/L	266068	1	08/24/2018 09:47	CC
Benzene	BRL	5.0		ug/L	266068	1	08/24/2018 09:47	CC
Bromodichloromethane	BRL	5.0		ug/L	266068	1	08/24/2018 09:47	CC
Bromoform	BRL	5.0		ug/L	266068	1	08/24/2018 09:47	CC
Bromomethane	BRL	5.0		ug/L	266068	1	08/24/2018 09:47	CC
Carbon disulfide	BRL	5.0		ug/L	266068	1	08/24/2018 09:47	CC
Carbon tetrachloride	BRL	5.0		ug/L	266068	1	08/24/2018 09:47	CC
Chlorobenzene	BRL	5.0		ug/L	266068	1	08/24/2018 09:47	CC
Chloroethane	BRL	10		ug/L	266068	1	08/24/2018 09:47	CC
Chloroform	BRL	5.0		ug/L	266068	1	08/24/2018 09:47	CC
Chloromethane	BRL	10		ug/L	266068	1	08/24/2018 09:47	CC
cis-1,2-Dichloroethene	9.8	5.0		ug/L	266068	1	08/24/2018 09:47	CC
cis-1,3-Dichloropropene	BRL	5.0		ug/L	266068	1	08/24/2018 09:47	CC
Cyclohexane	BRL	5.0		ug/L	266068	1	08/24/2018 09:47	CC
Dibromochloromethane	BRL	5.0		ug/L	266068	1	08/24/2018 09:47	CC
Dichlorodifluoromethane	BRL	10		ug/L	266068	1	08/24/2018 09:47	CC
Ethylbenzene	BRL	5.0		ug/L	266068	1	08/24/2018 09:47	CC
Freon-113	BRL	10		ug/L	266068	1	08/24/2018 09:47	CC
Isopropylbenzene	BRL	5.0		ug/L	266068	1	08/24/2018 09:47	CC
m,p-Xylene	BRL	5.0		ug/L	266068	1	08/24/2018 09:47	CC
Methyl acetate	BRL	5.0		ug/L	266068	1	08/24/2018 09:47	CC
Methyl tert-butyl ether	BRL	5.0		ug/L	266068	1	08/24/2018 09:47	CC
Methylcyclohexane	BRL	5.0		ug/L	266068	1	08/24/2018 09:47	CC
Methylene chloride	BRL	5.0		ug/L	266068	1	08/24/2018 09:47	CC
o-Xylene	BRL	5.0		ug/L	266068	1	08/24/2018 09:47	CC

Qualifiers:

- * Value exceeds maximum contaminant level
- BRL Below reporting limit
- H Holding times for preparation or analysis exceeded
- N Analyte not NELAC certified
- B Analyte detected in the associated method blank
- > Greater than Result value
- E Estimated (value above quantitation range)
- S Spike Recovery outside limits due to matrix
- Narr See case narrative
- NC Not confirmed
- < Less than Result value
- J Estimated value detected below Reporting Limit

Analytical Environmental Services, Inc **Date:** 28-Aug-18

Client:	Environmental Planning Specialists, Inc.	**Client Sample ID:**	18225-MW-41C
Project Name:	Rheem	**Collection Date:**	8/13/2018 4:05:00 PM
Lab ID:	1808H72-009	**Matrix:**	Groundwater

Analyses	Result	Reporting Limit	Qual	Units	BatchID	Dilution Factor	Date Analyzed	Analyst
TCL VOLATILE ORGANICS SW8260B				**(SW5030B)**				
Styrene	BRL	5.0		ug/L	266068	1	08/24/2018 09:47	CC
Tetrachloroethene	BRL	5.0		ug/L	266068	1	08/24/2018 09:47	CC
Toluene	BRL	5.0		ug/L	266068	1	08/24/2018 09:47	CC
trans-1,2-Dichloroethene	BRL	5.0		ug/L	266068	1	08/24/2018 09:47	CC
trans-1,3-Dichloropropene	BRL	5.0		ug/L	266068	1	08/24/2018 09:47	CC
Trichloroethene	24	5.0		ug/L	266068	1	08/24/2018 09:47	CC
Trichlorofluoromethane	BRL	5.0		ug/L	266068	1	08/24/2018 09:47	CC
Vinyl chloride	BRL	2.0		ug/L	266068	1	08/24/2018 09:47	CC
Surr: 4-Bromofluorobenzene	81.8	68-127		%REC	266068	1	08/24/2018 09:47	CC
Surr: Dibromofluoromethane	100	84.4-122		%REC	266068	1	08/24/2018 09:47	CC
Surr: Toluene-d8	106	80.1-116		%REC	266068	1	08/24/2018 09:47	CC

Qualifiers:

*	Value exceeds maximum contaminant level	E	Estimated (value above quantitation range)
BRL	Below reporting limit	S	Spike Recovery outside limits due to matrix
H	Holding times for preparation or analysis exceeded	Narr	See case narrative
N	Analyte not NELAC certified	NC	Not confirmed
B	Analyte detected in the associated method blank	<	Less than Result value
>	Greater than Result value	J	Estimated value detected below Reporting Limit

Analytical Environmental Services, Inc **Date:** 28-Aug-18

Client:	Environmental Planning Specialists, Inc.	**Client Sample ID:**	18225-MW-52C
Project Name:	Rheem	**Collection Date:**	8/13/2018 5:35:00 PM
Lab ID:	1808H72-010	**Matrix:**	Groundwater

Analyses	Result	Reporting Limit	Qual	Units	BatchID	Dilution Factor	Date Analyzed	Analyst
TCL VOLATILE ORGANICS SW8260B				**(SW5030B)**				
1,1,1-Trichloroethane	BRL	5.0		ug/L	266068	1	08/24/2018 22:23	CC
1,1,2,2-Tetrachloroethane	BRL	5.0		ug/L	266068	1	08/24/2018 22:23	CC
1,1,2-Trichloroethane	BRL	5.0		ug/L	266068	1	08/24/2018 22:23	CC
1,1-Dichloroethane	BRL	5.0		ug/L	266068	1	08/24/2018 22:23	CC
1,1-Dichloroethene	160	5.0		ug/L	266068	1	08/24/2018 22:23	CC
1,2,4-Trichlorobenzene	BRL	5.0		ug/L	266068	1	08/24/2018 22:23	CC
1,2-Dibromo-3-chloropropane	BRL	5.0		ug/L	266068	1	08/24/2018 22:23	CC
1,2-Dibromoethane	BRL	5.0		ug/L	266068	1	08/24/2018 22:23	CC
1,2-Dichlorobenzene	BRL	5.0		ug/L	266068	1	08/24/2018 22:23	CC
1,2-Dichloroethane	BRL	5.0		ug/L	266068	1	08/24/2018 22:23	CC
1,2-Dichloropropane	BRL	5.0		ug/L	266068	1	08/24/2018 22:23	CC
1,3-Dichlorobenzene	BRL	5.0		ug/L	266068	1	08/24/2018 22:23	CC
1,4-Dichlorobenzene	BRL	5.0		ug/L	266068	1	08/24/2018 22:23	CC
2-Butanone	BRL	50		ug/L	266068	1	08/24/2018 22:23	CC
2-Hexanone	BRL	10		ug/L	266068	1	08/24/2018 22:23	CC
4-Methyl-2-pentanone	BRL	10		ug/L	266068	1	08/24/2018 22:23	CC
Acetone	BRL	50		ug/L	266068	1	08/24/2018 22:23	CC
Benzene	BRL	5.0		ug/L	266068	1	08/24/2018 22:23	CC
Bromodichloromethane	BRL	5.0		ug/L	266068	1	08/24/2018 22:23	CC
Bromoform	BRL	5.0		ug/L	266068	1	08/24/2018 22:23	CC
Bromomethane	BRL	5.0		ug/L	266068	1	08/24/2018 22:23	CC
Carbon disulfide	BRL	5.0		ug/L	266068	1	08/24/2018 22:23	CC
Carbon tetrachloride	BRL	5.0		ug/L	266068	1	08/24/2018 22:23	CC
Chlorobenzene	BRL	5.0		ug/L	266068	1	08/24/2018 22:23	CC
Chloroethane	BRL	10		ug/L	266068	1	08/24/2018 22:23	CC
Chloroform	BRL	5.0		ug/L	266068	1	08/24/2018 22:23	CC
Chloromethane	BRL	10		ug/L	266068	1	08/24/2018 22:23	CC
cis-1,2-Dichloroethene	9500	5.0	E	ug/L	266068	1	08/24/2018 22:23	CC
cis-1,3-Dichloropropene	BRL	5.0		ug/L	266068	1	08/24/2018 22:23	CC
Cyclohexane	BRL	5.0		ug/L	266068	1	08/24/2018 22:23	CC
Dibromochloromethane	BRL	5.0		ug/L	266068	1	08/24/2018 22:23	CC
Dichlorodifluoromethane	BRL	10		ug/L	266068	1	08/24/2018 22:23	CC
Ethylbenzene	BRL	5.0		ug/L	266068	1	08/24/2018 22:23	CC
Freon-113	BRL	10		ug/L	266068	1	08/24/2018 22:23	CC
Isopropylbenzene	BRL	5.0		ug/L	266068	1	08/24/2018 22:23	CC
m,p-Xylene	BRL	5.0		ug/L	266068	1	08/24/2018 22:23	CC
Methyl acetate	BRL	5.0		ug/L	266068	1	08/24/2018 22:23	CC
Methyl tert-butyl ether	BRL	5.0		ug/L	266068	1	08/24/2018 22:23	CC
Methylcyclohexane	BRL	5.0		ug/L	266068	1	08/24/2018 22:23	CC
Methylene chloride	BRL	5.0		ug/L	266068	1	08/24/2018 22:23	CC
o-Xylene	BRL	5.0		ug/L	266068	1	08/24/2018 22:23	CC

Qualifiers:

- * Value exceeds maximum contaminant level
- BRL Below reporting limit
- H Holding times for preparation or analysis exceeded
- N Analyte not NELAC certified
- B Analyte detected in the associated method blank
- > Greater than Result value
- E Estimated (value above quantitation range)
- S Spike Recovery outside limits due to matrix
- Narr See case narrative
- NC Not confirmed
- < Less than Result value
- J Estimated value detected below Reporting Limit

Analytical Environmental Services, Inc **Date:** 28-Aug-18

Client:	Environmental Planning Specialists, Inc.	**Client Sample ID:**	18225-MW-52C
Project Name:	Rheem	**Collection Date:**	8/13/2018 5:35:00 PM
Lab ID:	1808H72-010	**Matrix:**	Groundwater

Analyses	Result	Reporting Limit	Qual	Units	BatchID	Dilution Factor	Date Analyzed	Analyst
TCL VOLATILE ORGANICS SW8260B				**(SW5030B)**				
Styrene	BRL	5.0		ug/L	266068	1	08/24/2018 22:23	CC
Tetrachloroethene	160	5.0		ug/L	266068	1	08/24/2018 22:23	CC
Toluene	BRL	5.0		ug/L	266068	1	08/24/2018 22:23	CC
trans-1,2-Dichloroethene	18	5.0		ug/L	266068	1	08/24/2018 22:23	CC
trans-1,3-Dichloropropene	BRL	5.0		ug/L	266068	1	08/24/2018 22:23	CC
Trichloroethene	79	5.0		ug/L	266068	1	08/24/2018 22:23	CC
Trichlorofluoromethane	BRL	5.0		ug/L	266068	1	08/24/2018 22:23	CC
Vinyl chloride	12	2.0		ug/L	266068	1	08/24/2018 22:23	CC
Surr: 4-Bromofluorobenzene	88.9	68-127		%REC	266068	1	08/24/2018 22:23	CC
Surr: Dibromofluoromethane	116	84.4-122		%REC	266068	1	08/24/2018 22:23	CC
Surr: Toluene-d8	84	80.1-116		%REC	266068	1	08/24/2018 22:23	CC

Qualifiers:

*	Value exceeds maximum contaminant level	E	Estimated (value above quantitation range)
BRL	Below reporting limit	S	Spike Recovery outside limits due to matrix
H	Holding times for preparation or analysis exceeded	Narr	See case narrative
N	Analyte not NELAC certified	NC	Not confirmed
B	Analyte detected in the associated method blank	<	Less than Result value
>	Greater than Result value	J	Estimated value detected below Reporting Limit

Analytical Environmental Services, Inc **Date:** 28-Aug-18

Client:	Environmental Planning Specialists, Inc.	**Client Sample ID:**	18226-MW-33
Project Name:	Rheem	**Collection Date:**	8/14/2018 9:20:00 AM
Lab ID:	1808H72-011	**Matrix:**	Groundwater

Analyses	Result	Reporting Limit	Qual	Units	BatchID	Dilution Factor	Date Analyzed	Analyst
TCL VOLATILE ORGANICS SW8260B				**(SW5030B)**				
1,1,1-Trichloroethane	BRL	5.0		ug/L	266068	1	08/24/2018 00:17	CC
1,1,2,2-Tetrachloroethane	BRL	5.0		ug/L	266068	1	08/24/2018 00:17	CC
1,1,2-Trichloroethane	BRL	5.0		ug/L	266068	1	08/24/2018 00:17	CC
1,1-Dichloroethane	BRL	5.0		ug/L	266068	1	08/24/2018 00:17	CC
1,1-Dichloroethene	BRL	5.0		ug/L	266068	1	08/24/2018 00:17	CC
1,2,4-Trichlorobenzene	BRL	5.0		ug/L	266068	1	08/24/2018 00:17	CC
1,2-Dibromo-3-chloropropane	BRL	5.0		ug/L	266068	1	08/24/2018 00:17	CC
1,2-Dibromoethane	BRL	5.0		ug/L	266068	1	08/24/2018 00:17	CC
1,2-Dichlorobenzene	BRL	5.0		ug/L	266068	1	08/24/2018 00:17	CC
1,2-Dichloroethane	BRL	5.0		ug/L	266068	1	08/24/2018 00:17	CC
1,2-Dichloropropane	BRL	5.0		ug/L	266068	1	08/24/2018 00:17	CC
1,3-Dichlorobenzene	BRL	5.0		ug/L	266068	1	08/24/2018 00:17	CC
1,4-Dichlorobenzene	BRL	5.0		ug/L	266068	1	08/24/2018 00:17	CC
2-Butanone	BRL	50		ug/L	266068	1	08/24/2018 00:17	CC
2-Hexanone	BRL	10		ug/L	266068	1	08/24/2018 00:17	CC
4-Methyl-2-pentanone	BRL	10		ug/L	266068	1	08/24/2018 00:17	CC
Acetone	BRL	50		ug/L	266068	1	08/24/2018 00:17	CC
Benzene	BRL	5.0		ug/L	266068	1	08/24/2018 00:17	CC
Bromodichloromethane	BRL	5.0		ug/L	266068	1	08/24/2018 00:17	CC
Bromoform	BRL	5.0		ug/L	266068	1	08/24/2018 00:17	CC
Bromomethane	BRL	5.0		ug/L	266068	1	08/24/2018 00:17	CC
Carbon disulfide	BRL	5.0		ug/L	266068	1	08/24/2018 00:17	CC
Carbon tetrachloride	BRL	5.0		ug/L	266068	1	08/24/2018 00:17	CC
Chlorobenzene	BRL	5.0		ug/L	266068	1	08/24/2018 00:17	CC
Chloroethane	BRL	10		ug/L	266068	1	08/24/2018 00:17	CC
Chloroform	BRL	5.0		ug/L	266068	1	08/24/2018 00:17	CC
Chloromethane	BRL	10		ug/L	266068	1	08/24/2018 00:17	CC
cis-1,2-Dichloroethene	BRL	5.0		ug/L	266068	1	08/24/2018 00:17	CC
cis-1,3-Dichloropropene	BRL	5.0		ug/L	266068	1	08/24/2018 00:17	CC
Cyclohexane	BRL	5.0		ug/L	266068	1	08/24/2018 00:17	CC
Dibromochloromethane	BRL	5.0		ug/L	266068	1	08/24/2018 00:17	CC
Dichlorodifluoromethane	BRL	10		ug/L	266068	1	08/24/2018 00:17	CC
Ethylbenzene	BRL	5.0		ug/L	266068	1	08/24/2018 00:17	CC
Freon-113	BRL	10		ug/L	266068	1	08/24/2018 00:17	CC
Isopropylbenzene	BRL	5.0		ug/L	266068	1	08/24/2018 00:17	CC
m,p-Xylene	BRL	5.0		ug/L	266068	1	08/24/2018 00:17	CC
Methyl acetate	BRL	5.0		ug/L	266068	1	08/24/2018 00:17	CC
Methyl tert-butyl ether	BRL	5.0		ug/L	266068	1	08/24/2018 00:17	CC
Methylcyclohexane	BRL	5.0		ug/L	266068	1	08/24/2018 00:17	CC
Methylene chloride	BRL	5.0		ug/L	266068	1	08/24/2018 00:17	CC
o-Xylene	BRL	5.0		ug/L	266068	1	08/24/2018 00:17	CC

Qualifiers:

- * Value exceeds maximum contaminant level
- BRL Below reporting limit
- H Holding times for preparation or analysis exceeded
- N Analyte not NELAC certified
- B Analyte detected in the associated method blank
- > Greater than Result value
- E Estimated (value above quantitation range)
- S Spike Recovery outside limits due to matrix
- Narr See case narrative
- NC Not confirmed
- < Less than Result value
- J Estimated value detected below Reporting Limit

Analytical Environmental Services, Inc **Date:** 28-Aug-18

Client:	Environmental Planning Specialists, Inc.	**Client Sample ID:**	18226-MW-33
Project Name:	Rheem	**Collection Date:**	8/14/2018 9:20:00 AM
Lab ID:	1808H72-011	**Matrix:**	Groundwater

Analyses	Result	Reporting Limit	Qual	Units	BatchID	Dilution Factor	Date Analyzed	Analyst
TCL VOLATILE ORGANICS SW8260B				**(SW5030B)**				
Styrene	BRL	5.0		ug/L	266068	1	08/24/2018 00:17	CC
Tetrachloroethene	BRL	5.0		ug/L	266068	1	08/24/2018 00:17	CC
Toluene	BRL	5.0		ug/L	266068	1	08/24/2018 00:17	CC
trans-1,2-Dichloroethene	BRL	5.0		ug/L	266068	1	08/24/2018 00:17	CC
trans-1,3-Dichloropropene	BRL	5.0		ug/L	266068	1	08/24/2018 00:17	CC
Trichloroethene	BRL	5.0		ug/L	266068	1	08/24/2018 00:17	CC
Trichlorofluoromethane	BRL	5.0		ug/L	266068	1	08/24/2018 00:17	CC
Vinyl chloride	6.6	2.0		ug/L	266068	1	08/24/2018 00:17	CC
Surr: 4-Bromofluorobenzene	87.2	68-127		%REC	266068	1	08/24/2018 00:17	CC
Surr: Dibromofluoromethane	89.9	84.4-122		%REC	266068	1	08/24/2018 00:17	CC
Surr: Toluene-d8	99.5	80.1-116		%REC	266068	1	08/24/2018 00:17	CC

Qualifiers:

*	Value exceeds maximum contaminant level	E	Estimated (value above quantitation range)
BRL	Below reporting limit	S	Spike Recovery outside limits due to matrix
H	Holding times for preparation or analysis exceeded	Narr	See case narrative
N	Analyte not NELAC certified	NC	Not confirmed
B	Analyte detected in the associated method blank	<	Less than Result value
>	Greater than Result value	J	Estimated value detected below Reporting Limit

Analytical Environmental Services, Inc **Date:** 28-Aug-18

Client:	Environmental Planning Specialists, Inc.	**Client Sample ID:**	18226-MW-43
Project Name:	Rheem	**Collection Date:**	8/14/2018 8:45:00 AM
Lab ID:	1808H72-012	**Matrix:**	Groundwater

Analyses	Result	Reporting Limit	Qual	Units	BatchID	Dilution Factor	Date Analyzed	Analyst
TCL VOLATILE ORGANICS SW8260B				**(SW5030B)**				
1,1,1-Trichloroethane	BRL	5.0		ug/L	266068	1	08/24/2018 00:44	CC
1,1,2,2-Tetrachloroethane	BRL	5.0		ug/L	266068	1	08/24/2018 00:44	CC
1,1,2-Trichloroethane	BRL	5.0		ug/L	266068	1	08/24/2018 00:44	CC
1,1-Dichloroethane	BRL	5.0		ug/L	266068	1	08/24/2018 00:44	CC
1,1-Dichloroethene	BRL	5.0		ug/L	266068	1	08/24/2018 00:44	CC
1,2,4-Trichlorobenzene	BRL	5.0		ug/L	266068	1	08/24/2018 00:44	CC
1,2-Dibromo-3-chloropropane	BRL	5.0		ug/L	266068	1	08/24/2018 00:44	CC
1,2-Dibromoethane	BRL	5.0		ug/L	266068	1	08/24/2018 00:44	CC
1,2-Dichlorobenzene	BRL	5.0		ug/L	266068	1	08/24/2018 00:44	CC
1,2-Dichloroethane	BRL	5.0		ug/L	266068	1	08/24/2018 00:44	CC
1,2-Dichloropropane	BRL	5.0		ug/L	266068	1	08/24/2018 00:44	CC
1,3-Dichlorobenzene	BRL	5.0		ug/L	266068	1	08/24/2018 00:44	CC
1,4-Dichlorobenzene	BRL	5.0		ug/L	266068	1	08/24/2018 00:44	CC
2-Butanone	BRL	50		ug/L	266068	1	08/24/2018 00:44	CC
2-Hexanone	BRL	10		ug/L	266068	1	08/24/2018 00:44	CC
4-Methyl-2-pentanone	BRL	10		ug/L	266068	1	08/24/2018 00:44	CC
Acetone	BRL	50		ug/L	266068	1	08/24/2018 00:44	CC
Benzene	BRL	5.0		ug/L	266068	1	08/24/2018 00:44	CC
Bromodichloromethane	BRL	5.0		ug/L	266068	1	08/24/2018 00:44	CC
Bromoform	BRL	5.0		ug/L	266068	1	08/24/2018 00:44	CC
Bromomethane	BRL	5.0		ug/L	266068	1	08/24/2018 00:44	CC
Carbon disulfide	BRL	5.0		ug/L	266068	1	08/24/2018 00:44	CC
Carbon tetrachloride	BRL	5.0		ug/L	266068	1	08/24/2018 00:44	CC
Chlorobenzene	BRL	5.0		ug/L	266068	1	08/24/2018 00:44	CC
Chloroethane	BRL	10		ug/L	266068	1	08/24/2018 00:44	CC
Chloroform	BRL	5.0		ug/L	266068	1	08/24/2018 00:44	CC
Chloromethane	BRL	10		ug/L	266068	1	08/24/2018 00:44	CC
cis-1,2-Dichloroethene	6.6	5.0		ug/L	266068	1	08/24/2018 00:44	CC
cis-1,3-Dichloropropene	BRL	5.0		ug/L	266068	1	08/24/2018 00:44	CC
Cyclohexane	BRL	5.0		ug/L	266068	1	08/24/2018 00:44	CC
Dibromochloromethane	BRL	5.0		ug/L	266068	1	08/24/2018 00:44	CC
Dichlorodifluoromethane	BRL	10		ug/L	266068	1	08/24/2018 00:44	CC
Ethylbenzene	BRL	5.0		ug/L	266068	1	08/24/2018 00:44	CC
Freon-113	BRL	10		ug/L	266068	1	08/24/2018 00:44	CC
Isopropylbenzene	BRL	5.0		ug/L	266068	1	08/24/2018 00:44	CC
m,p-Xylene	BRL	5.0		ug/L	266068	1	08/24/2018 00:44	CC
Methyl acetate	BRL	5.0		ug/L	266068	1	08/24/2018 00:44	CC
Methyl tert-butyl ether	BRL	5.0		ug/L	266068	1	08/24/2018 00:44	CC
Methylcyclohexane	BRL	5.0		ug/L	266068	1	08/24/2018 00:44	CC
Methylene chloride	BRL	5.0		ug/L	266068	1	08/24/2018 00:44	CC
o-Xylene	BRL	5.0		ug/L	266068	1	08/24/2018 00:44	CC

Qualifiers:

- * Value exceeds maximum contaminant level
- BRL Below reporting limit
- H Holding times for preparation or analysis exceeded
- N Analyte not NELAC certified
- B Analyte detected in the associated method blank
- > Greater than Result value
- E Estimated (value above quantitation range)
- S Spike Recovery outside limits due to matrix
- Narr See case narrative
- NC Not confirmed
- < Less than Result value
- J Estimated value detected below Reporting Limit

Analytical Environmental Services, Inc **Date:** 28-Aug-18

Client:	Environmental Planning Specialists, Inc.	**Client Sample ID:**	18226-MW-43
Project Name:	Rheem	**Collection Date:**	8/14/2018 8:45:00 AM
Lab ID:	1808H72-012	**Matrix:**	Groundwater

Analyses	Result	Reporting Limit	Qual	Units	BatchID	Dilution Factor	Date Analyzed	Analyst
TCL VOLATILE ORGANICS SW8260B				**(SW5030B)**				
Styrene	BRL	5.0		ug/L	266068	1	08/24/2018 00:44	CC
Tetrachloroethene	BRL	5.0		ug/L	266068	1	08/24/2018 00:44	CC
Toluene	BRL	5.0		ug/L	266068	1	08/24/2018 00:44	CC
trans-1,2-Dichloroethene	BRL	5.0		ug/L	266068	1	08/24/2018 00:44	CC
trans-1,3-Dichloropropene	BRL	5.0		ug/L	266068	1	08/24/2018 00:44	CC
Trichloroethene	72	5.0		ug/L	266068	1	08/24/2018 00:44	CC
Trichlorofluoromethane	BRL	5.0		ug/L	266068	1	08/24/2018 00:44	CC
Vinyl chloride	BRL	2.0		ug/L	266068	1	08/24/2018 00:44	CC
Surr: 4-Bromofluorobenzene	87.9	68-127		%REC	266068	1	08/24/2018 00:44	CC
Surr: Dibromofluoromethane	89.7	84.4-122		%REC	266068	1	08/24/2018 00:44	CC
Surr: Toluene-d8	94	80.1-116		%REC	266068	1	08/24/2018 00:44	CC

Qualifiers:

*	Value exceeds maximum contaminant level	E	Estimated (value above quantitation range)
BRL	Below reporting limit	S	Spike Recovery outside limits due to matrix
H	Holding times for preparation or analysis exceeded	Narr	See case narrative
N	Analyte not NELAC certified	NC	Not confirmed
B	Analyte detected in the associated method blank	<	Less than Result value
>	Greater than Result value	J	Estimated value detected below Reporting Limit

Analytical Environmental Services, Inc **Date:** 28-Aug-18

Client:	Environmental Planning Specialists, Inc.	**Client Sample ID:**	18226-MW-54
Project Name:	Rheem	**Collection Date:**	8/14/2018 10:05:00 AM
Lab ID:	1808H72-013	**Matrix:**	Groundwater

Analyses	Result	Reporting Limit	Qual	Units	BatchID	Dilution Factor	Date Analyzed	Analyst
TCL VOLATILE ORGANICS SW8260B				**(SW5030B)**				
1,1,1-Trichloroethane	BRL	5.0		ug/L	266068	1	08/24/2018 01:11	CC
1,1,2,2-Tetrachloroethane	BRL	5.0		ug/L	266068	1	08/24/2018 01:11	CC
1,1,2-Trichloroethane	BRL	5.0		ug/L	266068	1	08/24/2018 01:11	CC
1,1-Dichloroethane	BRL	5.0		ug/L	266068	1	08/24/2018 01:11	CC
1,1-Dichloroethene	BRL	5.0		ug/L	266068	1	08/24/2018 01:11	CC
1,2,4-Trichlorobenzene	BRL	5.0		ug/L	266068	1	08/24/2018 01:11	CC
1,2-Dibromo-3-chloropropane	BRL	5.0		ug/L	266068	1	08/24/2018 01:11	CC
1,2-Dibromoethane	BRL	5.0		ug/L	266068	1	08/24/2018 01:11	CC
1,2-Dichlorobenzene	BRL	5.0		ug/L	266068	1	08/24/2018 01:11	CC
1,2-Dichloroethane	BRL	5.0		ug/L	266068	1	08/24/2018 01:11	CC
1,2-Dichloropropane	BRL	5.0		ug/L	266068	1	08/24/2018 01:11	CC
1,3-Dichlorobenzene	BRL	5.0		ug/L	266068	1	08/24/2018 01:11	CC
1,4-Dichlorobenzene	BRL	5.0		ug/L	266068	1	08/24/2018 01:11	CC
2-Butanone	BRL	50		ug/L	266068	1	08/24/2018 01:11	CC
2-Hexanone	BRL	10		ug/L	266068	1	08/24/2018 01:11	CC
4-Methyl-2-pentanone	BRL	10		ug/L	266068	1	08/24/2018 01:11	CC
Acetone	BRL	50		ug/L	266068	1	08/24/2018 01:11	CC
Benzene	BRL	5.0		ug/L	266068	1	08/24/2018 01:11	CC
Bromodichloromethane	BRL	5.0		ug/L	266068	1	08/24/2018 01:11	CC
Bromoform	BRL	5.0		ug/L	266068	1	08/24/2018 01:11	CC
Bromomethane	BRL	5.0		ug/L	266068	1	08/24/2018 01:11	CC
Carbon disulfide	BRL	5.0		ug/L	266068	1	08/24/2018 01:11	CC
Carbon tetrachloride	BRL	5.0		ug/L	266068	1	08/24/2018 01:11	CC
Chlorobenzene	BRL	5.0		ug/L	266068	1	08/24/2018 01:11	CC
Chloroethane	BRL	10		ug/L	266068	1	08/24/2018 01:11	CC
Chloroform	BRL	5.0		ug/L	266068	1	08/24/2018 01:11	CC
Chloromethane	BRL	10		ug/L	266068	1	08/24/2018 01:11	CC
cis-1,2-Dichloroethene	BRL	5.0		ug/L	266068	1	08/24/2018 01:11	CC
cis-1,3-Dichloropropene	BRL	5.0		ug/L	266068	1	08/24/2018 01:11	CC
Cyclohexane	BRL	5.0		ug/L	266068	1	08/24/2018 01:11	CC
Dibromochloromethane	BRL	5.0		ug/L	266068	1	08/24/2018 01:11	CC
Dichlorodifluoromethane	BRL	10		ug/L	266068	1	08/24/2018 01:11	CC
Ethylbenzene	BRL	5.0		ug/L	266068	1	08/24/2018 01:11	CC
Freon-113	BRL	10		ug/L	266068	1	08/24/2018 01:11	CC
Isopropylbenzene	BRL	5.0		ug/L	266068	1	08/24/2018 01:11	CC
m,p-Xylene	BRL	5.0		ug/L	266068	1	08/24/2018 01:11	CC
Methyl acetate	BRL	5.0		ug/L	266068	1	08/24/2018 01:11	CC
Methyl tert-butyl ether	BRL	5.0		ug/L	266068	1	08/24/2018 01:11	CC
Methylcyclohexane	BRL	5.0		ug/L	266068	1	08/24/2018 01:11	CC
Methylene chloride	BRL	5.0		ug/L	266068	1	08/24/2018 01:11	CC
o-Xylene	BRL	5.0		ug/L	266068	1	08/24/2018 01:11	CC

Qualifiers:

- * Value exceeds maximum contaminant level
- BRL Below reporting limit
- H Holding times for preparation or analysis exceeded
- N Analyte not NELAC certified
- B Analyte detected in the associated method blank
- > Greater than Result value
- E Estimated (value above quantitation range)
- S Spike Recovery outside limits due to matrix
- Narr See case narrative
- NC Not confirmed
- < Less than Result value
- J Estimated value detected below Reporting Limit

Analytical Environmental Services, Inc **Date:** 28-Aug-18

Client:	Environmental Planning Specialists, Inc.	**Client Sample ID:**	18226-MW-54
Project Name:	Rheem	**Collection Date:**	8/14/2018 10:05:00 AM
Lab ID:	1808H72-013	**Matrix:**	Groundwater

Analyses	Result	Reporting Limit	Qual	Units	BatchID	Dilution Factor	Date Analyzed	Analyst
TCL VOLATILE ORGANICS SW8260B				**(SW5030B)**				
Styrene	BRL	5.0		ug/L	266068	1	08/24/2018 01:11	CC
Tetrachloroethene	BRL	5.0		ug/L	266068	1	08/24/2018 01:11	CC
Toluene	BRL	5.0		ug/L	266068	1	08/24/2018 01:11	CC
trans-1,2-Dichloroethene	BRL	5.0		ug/L	266068	1	08/24/2018 01:11	CC
trans-1,3-Dichloropropene	BRL	5.0		ug/L	266068	1	08/24/2018 01:11	CC
Trichloroethene	BRL	5.0		ug/L	266068	1	08/24/2018 01:11	CC
Trichlorofluoromethane	BRL	5.0		ug/L	266068	1	08/24/2018 01:11	CC
Vinyl chloride	BRL	2.0		ug/L	266068	1	08/24/2018 01:11	CC
Surr: 4-Bromofluorobenzene	88.3	68-127		%REC	266068	1	08/24/2018 01:11	CC
Surr: Dibromofluoromethane	92.2	84.4-122		%REC	266068	1	08/24/2018 01:11	CC
Surr: Toluene-d8	101	80.1-116		%REC	266068	1	08/24/2018 01:11	CC

Qualifiers:

*	Value exceeds maximum contaminant level	E	Estimated (value above quantitation range)
BRL	Below reporting limit	S	Spike Recovery outside limits due to matrix
H	Holding times for preparation or analysis exceeded	Narr	See case narrative
N	Analyte not NELAC certified	NC	Not confirmed
B	Analyte detected in the associated method blank	<	Less than Result value
>	Greater than Result value	J	Estimated value detected below Reporting Limit

Analytical Environmental Services, Inc **Date:** 28-Aug-18

Client:	Environmental Planning Specialists, Inc.	**Client Sample ID:**	18226-MW-45
Project Name:	Rheem	**Collection Date:**	8/14/2018 11:35:00 AM
Lab ID:	1808H72-014	**Matrix:**	Groundwater

Analyses	Result	Reporting Limit	Qual	Units	BatchID	Dilution Factor	Date Analyzed	Analyst
TCL VOLATILE ORGANICS SW8260B				**(SW5030B)**				
1,1,1-Trichloroethane	BRL	5.0		ug/L	266068	1	08/24/2018 01:39	CC
1,1,2,2-Tetrachloroethane	BRL	5.0		ug/L	266068	1	08/24/2018 01:39	CC
1,1,2-Trichloroethane	BRL	5.0		ug/L	266068	1	08/24/2018 01:39	CC
1,1-Dichloroethane	BRL	5.0		ug/L	266068	1	08/24/2018 01:39	CC
1,1-Dichloroethene	BRL	5.0		ug/L	266068	1	08/24/2018 01:39	CC
1,2,4-Trichlorobenzene	BRL	5.0		ug/L	266068	1	08/24/2018 01:39	CC
1,2-Dibromo-3-chloropropane	BRL	5.0		ug/L	266068	1	08/24/2018 01:39	CC
1,2-Dibromoethane	BRL	5.0		ug/L	266068	1	08/24/2018 01:39	CC
1,2-Dichlorobenzene	BRL	5.0		ug/L	266068	1	08/24/2018 01:39	CC
1,2-Dichloroethane	BRL	5.0		ug/L	266068	1	08/24/2018 01:39	CC
1,2-Dichloropropane	BRL	5.0		ug/L	266068	1	08/24/2018 01:39	CC
1,3-Dichlorobenzene	BRL	5.0		ug/L	266068	1	08/24/2018 01:39	CC
1,4-Dichlorobenzene	BRL	5.0		ug/L	266068	1	08/24/2018 01:39	CC
2-Butanone	BRL	50		ug/L	266068	1	08/24/2018 01:39	CC
2-Hexanone	BRL	10		ug/L	266068	1	08/24/2018 01:39	CC
4-Methyl-2-pentanone	BRL	10		ug/L	266068	1	08/24/2018 01:39	CC
Acetone	BRL	50		ug/L	266068	1	08/24/2018 01:39	CC
Benzene	BRL	5.0		ug/L	266068	1	08/24/2018 01:39	CC
Bromodichloromethane	BRL	5.0		ug/L	266068	1	08/24/2018 01:39	CC
Bromoform	BRL	5.0		ug/L	266068	1	08/24/2018 01:39	CC
Bromomethane	BRL	5.0		ug/L	266068	1	08/24/2018 01:39	CC
Carbon disulfide	BRL	5.0		ug/L	266068	1	08/24/2018 01:39	CC
Carbon tetrachloride	BRL	5.0		ug/L	266068	1	08/24/2018 01:39	CC
Chlorobenzene	BRL	5.0		ug/L	266068	1	08/24/2018 01:39	CC
Chloroethane	BRL	10		ug/L	266068	1	08/24/2018 01:39	CC
Chloroform	BRL	5.0		ug/L	266068	1	08/24/2018 01:39	CC
Chloromethane	BRL	10		ug/L	266068	1	08/24/2018 01:39	CC
cis-1,2-Dichloroethene	BRL	5.0		ug/L	266068	1	08/24/2018 01:39	CC
cis-1,3-Dichloropropene	BRL	5.0		ug/L	266068	1	08/24/2018 01:39	CC
Cyclohexane	BRL	5.0		ug/L	266068	1	08/24/2018 01:39	CC
Dibromochloromethane	BRL	5.0		ug/L	266068	1	08/24/2018 01:39	CC
Dichlorodifluoromethane	BRL	10		ug/L	266068	1	08/24/2018 01:39	CC
Ethylbenzene	BRL	5.0		ug/L	266068	1	08/24/2018 01:39	CC
Freon-113	BRL	10		ug/L	266068	1	08/24/2018 01:39	CC
Isopropylbenzene	BRL	5.0		ug/L	266068	1	08/24/2018 01:39	CC
m,p-Xylene	BRL	5.0		ug/L	266068	1	08/24/2018 01:39	CC
Methyl acetate	BRL	5.0		ug/L	266068	1	08/24/2018 01:39	CC
Methyl tert-butyl ether	BRL	5.0		ug/L	266068	1	08/24/2018 01:39	CC
Methylcyclohexane	BRL	5.0		ug/L	266068	1	08/24/2018 01:39	CC
Methylene chloride	BRL	5.0		ug/L	266068	1	08/24/2018 01:39	CC
o-Xylene	BRL	5.0		ug/L	266068	1	08/24/2018 01:39	CC

Qualifiers:

- * Value exceeds maximum contaminant level
- BRL Below reporting limit
- H Holding times for preparation or analysis exceeded
- N Analyte not NELAC certified
- B Analyte detected in the associated method blank
- > Greater than Result value
- E Estimated (value above quantitation range)
- S Spike Recovery outside limits due to matrix
- Narr See case narrative
- NC Not confirmed
- < Less than Result value
- J Estimated value detected below Reporting Limit

Analytical Environmental Services, Inc **Date:** 28-Aug-18

Client:	Environmental Planning Specialists, Inc.	**Client Sample ID:**	18226-MW-45
Project Name:	Rheem	**Collection Date:**	8/14/2018 11:35:00 AM
Lab ID:	1808H72-014	**Matrix:**	Groundwater

Analyses	Result	Reporting Limit	Qual	Units	BatchID	Dilution Factor	Date Analyzed	Analyst
TCL VOLATILE ORGANICS SW8260B				**(SW5030B)**				
Styrene	BRL	5.0		ug/L	266068	1	08/24/2018 01:39	CC
Tetrachloroethene	BRL	5.0		ug/L	266068	1	08/24/2018 01:39	CC
Toluene	BRL	5.0		ug/L	266068	1	08/24/2018 01:39	CC
trans-1,2-Dichloroethene	BRL	5.0		ug/L	266068	1	08/24/2018 01:39	CC
trans-1,3-Dichloropropene	BRL	5.0		ug/L	266068	1	08/24/2018 01:39	CC
Trichloroethene	BRL	5.0		ug/L	266068	1	08/24/2018 01:39	CC
Trichlorofluoromethane	BRL	5.0		ug/L	266068	1	08/24/2018 01:39	CC
Vinyl chloride	BRL	2.0		ug/L	266068	1	08/24/2018 01:39	CC
Surr: 4-Bromofluorobenzene	86.6	68-127		%REC	266068	1	08/24/2018 01:39	CC
Surr: Dibromofluoromethane	93.2	84.4-122		%REC	266068	1	08/24/2018 01:39	CC
Surr: Toluene-d8	101	80.1-116		%REC	266068	1	08/24/2018 01:39	CC

Qualifiers:

*	Value exceeds maximum contaminant level	E	Estimated (value above quantitation range)
BRL	Below reporting limit	S	Spike Recovery outside limits due to matrix
H	Holding times for preparation or analysis exceeded	Narr	See case narrative
N	Analyte not NELAC certified	NC	Not confirmed
B	Analyte detected in the associated method blank	<	Less than Result value
>	Greater than Result value	J	Estimated value detected below Reporting Limit

Analytical Environmental Services, Inc **Date:** 28-Aug-18

Client:	Environmental Planning Specialists, Inc.	**Client Sample ID:**	18226-MW-35
Project Name:	Rheem	**Collection Date:**	8/14/2018 12:00:00 PM
Lab ID:	1808H72-015	**Matrix:**	Groundwater

Analyses	Result	Reporting Limit	Qual	Units	BatchID	Dilution Factor	Date Analyzed	Analyst
TCL VOLATILE ORGANICS SW8260B				**(SW5030B)**				
1,1,1-Trichloroethane	BRL	5.0		ug/L	266068	1	08/24/2018 10:42	CC
1,1,2,2-Tetrachloroethane	BRL	5.0		ug/L	266068	1	08/24/2018 10:42	CC
1,1,2-Trichloroethane	BRL	5.0		ug/L	266068	1	08/24/2018 10:42	CC
1,1-Dichloroethane	BRL	5.0		ug/L	266068	1	08/24/2018 10:42	CC
1,1-Dichloroethene	BRL	5.0		ug/L	266068	1	08/24/2018 10:42	CC
1,2,4-Trichlorobenzene	BRL	5.0		ug/L	266068	1	08/24/2018 10:42	CC
1,2-Dibromo-3-chloropropane	BRL	5.0		ug/L	266068	1	08/24/2018 10:42	CC
1,2-Dibromoethane	BRL	5.0		ug/L	266068	1	08/24/2018 10:42	CC
1,2-Dichlorobenzene	BRL	5.0		ug/L	266068	1	08/24/2018 10:42	CC
1,2-Dichloroethane	BRL	5.0		ug/L	266068	1	08/24/2018 10:42	CC
1,2-Dichloropropane	BRL	5.0		ug/L	266068	1	08/24/2018 10:42	CC
1,3-Dichlorobenzene	BRL	5.0		ug/L	266068	1	08/24/2018 10:42	CC
1,4-Dichlorobenzene	BRL	5.0		ug/L	266068	1	08/24/2018 10:42	CC
2-Butanone	BRL	50		ug/L	266068	1	08/24/2018 10:42	CC
2-Hexanone	BRL	10		ug/L	266068	1	08/24/2018 10:42	CC
4-Methyl-2-pentanone	BRL	10		ug/L	266068	1	08/24/2018 10:42	CC
Acetone	BRL	50		ug/L	266068	1	08/24/2018 10:42	CC
Benzene	BRL	5.0		ug/L	266068	1	08/24/2018 10:42	CC
Bromodichloromethane	BRL	5.0		ug/L	266068	1	08/24/2018 10:42	CC
Bromoform	BRL	5.0		ug/L	266068	1	08/24/2018 10:42	CC
Bromomethane	BRL	5.0		ug/L	266068	1	08/24/2018 10:42	CC
Carbon disulfide	BRL	5.0		ug/L	266068	1	08/24/2018 10:42	CC
Carbon tetrachloride	BRL	5.0		ug/L	266068	1	08/24/2018 10:42	CC
Chlorobenzene	BRL	5.0		ug/L	266068	1	08/24/2018 10:42	CC
Chloroethane	BRL	10		ug/L	266068	1	08/24/2018 10:42	CC
Chloroform	BRL	5.0		ug/L	266068	1	08/24/2018 10:42	CC
Chloromethane	BRL	10		ug/L	266068	1	08/24/2018 10:42	CC
cis-1,2-Dichloroethene	BRL	5.0		ug/L	266068	1	08/24/2018 10:42	CC
cis-1,3-Dichloropropene	BRL	5.0		ug/L	266068	1	08/24/2018 10:42	CC
Cyclohexane	BRL	5.0		ug/L	266068	1	08/24/2018 10:42	CC
Dibromochloromethane	BRL	5.0		ug/L	266068	1	08/24/2018 10:42	CC
Dichlorodifluoromethane	BRL	10		ug/L	266068	1	08/24/2018 10:42	CC
Ethylbenzene	BRL	5.0		ug/L	266068	1	08/24/2018 10:42	CC
Freon-113	BRL	10		ug/L	266068	1	08/24/2018 10:42	CC
Isopropylbenzene	BRL	5.0		ug/L	266068	1	08/24/2018 10:42	CC
m,p-Xylene	BRL	5.0		ug/L	266068	1	08/24/2018 10:42	CC
Methyl acetate	BRL	5.0		ug/L	266068	1	08/24/2018 10:42	CC
Methyl tert-butyl ether	BRL	5.0		ug/L	266068	1	08/24/2018 10:42	CC
Methylcyclohexane	BRL	5.0		ug/L	266068	1	08/24/2018 10:42	CC
Methylene chloride	BRL	5.0		ug/L	266068	1	08/24/2018 10:42	CC
o-Xylene	BRL	5.0		ug/L	266068	1	08/24/2018 10:42	CC

Qualifiers:

- * Value exceeds maximum contaminant level
- BRL Below reporting limit
- H Holding times for preparation or analysis exceeded
- N Analyte not NELAC certified
- B Analyte detected in the associated method blank
- > Greater than Result value
- E Estimated (value above quantitation range)
- S Spike Recovery outside limits due to matrix
- Narr See case narrative
- NC Not confirmed
- < Less than Result value
- J Estimated value detected below Reporting Limit

Analytical Environmental Services, Inc **Date:** 28-Aug-18

Client:	Environmental Planning Specialists, Inc.	**Client Sample ID:**	18226-MW-35
Project Name:	Rheem	**Collection Date:**	8/14/2018 12:00:00 PM
Lab ID:	1808H72-015	**Matrix:**	Groundwater

Analyses	Result	Reporting Limit	Qual	Units	BatchID	Dilution Factor	Date Analyzed	Analyst
TCL VOLATILE ORGANICS SW8260B				**(SW5030B)**				
Styrene	BRL	5.0		ug/L	266068	1	08/24/2018 10:42	CC
Tetrachloroethene	BRL	5.0		ug/L	266068	1	08/24/2018 10:42	CC
Toluene	BRL	5.0		ug/L	266068	1	08/24/2018 10:42	CC
trans-1,2-Dichloroethene	BRL	5.0		ug/L	266068	1	08/24/2018 10:42	CC
trans-1,3-Dichloropropene	BRL	5.0		ug/L	266068	1	08/24/2018 10:42	CC
Trichloroethene	BRL	5.0		ug/L	266068	1	08/24/2018 10:42	CC
Trichlorofluoromethane	BRL	5.0		ug/L	266068	1	08/24/2018 10:42	CC
Vinyl chloride	BRL	2.0		ug/L	266068	1	08/24/2018 10:42	CC
Surr: 4-Bromofluorobenzene	80.2	68-127		%REC	266068	1	08/24/2018 10:42	CC
Surr: Dibromofluoromethane	95.8	84.4-122		%REC	266068	1	08/24/2018 10:42	CC
Surr: Toluene-d8	99.7	80.1-116		%REC	266068	1	08/24/2018 10:42	CC

Qualifiers:

*	Value exceeds maximum contaminant level	E	Estimated (value above quantitation range)
BRL	Below reporting limit	S	Spike Recovery outside limits due to matrix
H	Holding times for preparation or analysis exceeded	Narr	See case narrative
N	Analyte not NELAC certified	NC	Not confirmed
B	Analyte detected in the associated method blank	<	Less than Result value
>	Greater than Result value	J	Estimated value detected below Reporting Limit

Analytical Environmental Services, Inc **Date:** 28-Aug-18

Client:	Environmental Planning Specialists, Inc.	**Client Sample ID:**	18226-MW-34
Project Name:	Rheem	**Collection Date:**	8/14/2018 2:55:00 PM
Lab ID:	1808H72-016	**Matrix:**	Groundwater

Analyses	Result	Reporting Limit	Qual	Units	BatchID	Dilution Factor	Date Analyzed	Analyst
TCL VOLATILE ORGANICS SW8260B				**(SW5030B)**				
1,1,1-Trichloroethane	BRL	5.0		ug/L	266068	1	08/24/2018 07:59	CC
1,1,2,2-Tetrachloroethane	BRL	5.0		ug/L	266068	1	08/24/2018 07:59	CC
1,1,2-Trichloroethane	BRL	5.0		ug/L	266068	1	08/24/2018 07:59	CC
1,1-Dichloroethane	BRL	5.0		ug/L	266068	1	08/24/2018 07:59	CC
1,1-Dichloroethene	BRL	5.0		ug/L	266068	1	08/24/2018 07:59	CC
1,2,4-Trichlorobenzene	BRL	5.0		ug/L	266068	1	08/24/2018 07:59	CC
1,2-Dibromo-3-chloropropane	BRL	5.0		ug/L	266068	1	08/24/2018 07:59	CC
1,2-Dibromoethane	BRL	5.0		ug/L	266068	1	08/24/2018 07:59	CC
1,2-Dichlorobenzene	BRL	5.0		ug/L	266068	1	08/24/2018 07:59	CC
1,2-Dichloroethane	BRL	5.0		ug/L	266068	1	08/24/2018 07:59	CC
1,2-Dichloropropane	BRL	5.0		ug/L	266068	1	08/24/2018 07:59	CC
1,3-Dichlorobenzene	BRL	5.0		ug/L	266068	1	08/24/2018 07:59	CC
1,4-Dichlorobenzene	BRL	5.0		ug/L	266068	1	08/24/2018 07:59	CC
2-Butanone	BRL	50		ug/L	266068	1	08/24/2018 07:59	CC
2-Hexanone	BRL	10		ug/L	266068	1	08/24/2018 07:59	CC
4-Methyl-2-pentanone	BRL	10		ug/L	266068	1	08/24/2018 07:59	CC
Acetone	BRL	50		ug/L	266068	1	08/24/2018 07:59	CC
Benzene	BRL	5.0		ug/L	266068	1	08/24/2018 07:59	CC
Bromodichloromethane	BRL	5.0		ug/L	266068	1	08/24/2018 07:59	CC
Bromoform	BRL	5.0		ug/L	266068	1	08/24/2018 07:59	CC
Bromomethane	BRL	5.0		ug/L	266068	1	08/24/2018 07:59	CC
Carbon disulfide	BRL	5.0		ug/L	266068	1	08/24/2018 07:59	CC
Carbon tetrachloride	BRL	5.0		ug/L	266068	1	08/24/2018 07:59	CC
Chlorobenzene	BRL	5.0		ug/L	266068	1	08/24/2018 07:59	CC
Chloroethane	BRL	10		ug/L	266068	1	08/24/2018 07:59	CC
Chloroform	BRL	5.0		ug/L	266068	1	08/24/2018 07:59	CC
Chloromethane	BRL	10		ug/L	266068	1	08/24/2018 07:59	CC
cis-1,2-Dichloroethene	BRL	5.0		ug/L	266068	1	08/24/2018 07:59	CC
cis-1,3-Dichloropropene	BRL	5.0		ug/L	266068	1	08/24/2018 07:59	CC
Cyclohexane	BRL	5.0		ug/L	266068	1	08/24/2018 07:59	CC
Dibromochloromethane	BRL	5.0		ug/L	266068	1	08/24/2018 07:59	CC
Dichlorodifluoromethane	BRL	10		ug/L	266068	1	08/24/2018 07:59	CC
Ethylbenzene	BRL	5.0		ug/L	266068	1	08/24/2018 07:59	CC
Freon-113	BRL	10		ug/L	266068	1	08/24/2018 07:59	CC
Isopropylbenzene	BRL	5.0		ug/L	266068	1	08/24/2018 07:59	CC
m,p-Xylene	BRL	5.0		ug/L	266068	1	08/24/2018 07:59	CC
Methyl acetate	BRL	5.0		ug/L	266068	1	08/24/2018 07:59	CC
Methyl tert-butyl ether	BRL	5.0		ug/L	266068	1	08/24/2018 07:59	CC
Methylcyclohexane	BRL	5.0		ug/L	266068	1	08/24/2018 07:59	CC
Methylene chloride	BRL	5.0		ug/L	266068	1	08/24/2018 07:59	CC
o-Xylene	BRL	5.0		ug/L	266068	1	08/24/2018 07:59	CC

Qualifiers:

- * Value exceeds maximum contaminant level
- BRL Below reporting limit
- H Holding times for preparation or analysis exceeded
- N Analyte not NELAC certified
- B Analyte detected in the associated method blank
- > Greater than Result value
- E Estimated (value above quantitation range)
- S Spike Recovery outside limits due to matrix
- Narr See case narrative
- NC Not confirmed
- < Less than Result value
- J Estimated value detected below Reporting Limit

Analytical Environmental Services, Inc **Date:** 28-Aug-18

Client:	Environmental Planning Specialists, Inc.	**Client Sample ID:**	18226-MW-34
Project Name:	Rheem	**Collection Date:**	8/14/2018 2:55:00 PM
Lab ID:	1808H72-016	**Matrix:**	Groundwater

Analyses	Result	Reporting Limit	Qual	Units	BatchID	Dilution Factor	Date Analyzed	Analyst
TCL VOLATILE ORGANICS SW8260B				**(SW5030B)**				
Styrene	BRL	5.0		ug/L	266068	1	08/24/2018 07:59	CC
Tetrachloroethene	BRL	5.0		ug/L	266068	1	08/24/2018 07:59	CC
Toluene	BRL	5.0		ug/L	266068	1	08/24/2018 07:59	CC
trans-1,2-Dichloroethene	BRL	5.0		ug/L	266068	1	08/24/2018 07:59	CC
trans-1,3-Dichloropropene	BRL	5.0		ug/L	266068	1	08/24/2018 07:59	CC
Trichloroethene	54	5.0		ug/L	266068	1	08/24/2018 07:59	CC
Trichlorofluoromethane	BRL	5.0		ug/L	266068	1	08/24/2018 07:59	CC
Vinyl chloride	BRL	2.0		ug/L	266068	1	08/24/2018 07:59	CC
Surr: 4-Bromofluorobenzene	82.6	68-127		%REC	266068	1	08/24/2018 07:59	CC
Surr: Dibromofluoromethane	94.5	84.4-122		%REC	266068	1	08/24/2018 07:59	CC
Surr: Toluene-d8	97	80.1-116		%REC	266068	1	08/24/2018 07:59	CC

Qualifiers:

*	Value exceeds maximum contaminant level	E	Estimated (value above quantitation range)
BRL	Below reporting limit	S	Spike Recovery outside limits due to matrix
H	Holding times for preparation or analysis exceeded	Narr	See case narrative
N	Analyte not NELAC certified	NC	Not confirmed
B	Analyte detected in the associated method blank	<	Less than Result value
>	Greater than Result value	J	Estimated value detected below Reporting Limit

Analytical Environmental Services, Inc **Date:** 28-Aug-18

Client:	Environmental Planning Specialists, Inc.	**Client Sample ID:**	18226-MW-46
Project Name:	Rheem	**Collection Date:**	8/14/2018 3:10:00 PM
Lab ID:	1808H72-017	**Matrix:**	Groundwater

Analyses	Result	Reporting Limit	Qual	Units	BatchID	Dilution Factor	Date Analyzed	Analyst
TCL VOLATILE ORGANICS SW8260B				**(SW5030B)**				
1,1,1-Trichloroethane	BRL	5.0		ug/L	266068	1	08/24/2018 08:26	CC
1,1,2,2-Tetrachloroethane	BRL	5.0		ug/L	266068	1	08/24/2018 08:26	CC
1,1,2-Trichloroethane	BRL	5.0		ug/L	266068	1	08/24/2018 08:26	CC
1,1-Dichloroethane	BRL	5.0		ug/L	266068	1	08/24/2018 08:26	CC
1,1-Dichloroethene	BRL	5.0		ug/L	266068	1	08/24/2018 08:26	CC
1,2,4-Trichlorobenzene	BRL	5.0		ug/L	266068	1	08/24/2018 08:26	CC
1,2-Dibromo-3-chloropropane	BRL	5.0		ug/L	266068	1	08/24/2018 08:26	CC
1,2-Dibromoethane	BRL	5.0		ug/L	266068	1	08/24/2018 08:26	CC
1,2-Dichlorobenzene	BRL	5.0		ug/L	266068	1	08/24/2018 08:26	CC
1,2-Dichloroethane	BRL	5.0		ug/L	266068	1	08/24/2018 08:26	CC
1,2-Dichloropropane	BRL	5.0		ug/L	266068	1	08/24/2018 08:26	CC
1,3-Dichlorobenzene	BRL	5.0		ug/L	266068	1	08/24/2018 08:26	CC
1,4-Dichlorobenzene	BRL	5.0		ug/L	266068	1	08/24/2018 08:26	CC
2-Butanone	BRL	50		ug/L	266068	1	08/24/2018 08:26	CC
2-Hexanone	BRL	10		ug/L	266068	1	08/24/2018 08:26	CC
4-Methyl-2-pentanone	BRL	10		ug/L	266068	1	08/24/2018 08:26	CC
Acetone	BRL	50		ug/L	266068	1	08/24/2018 08:26	CC
Benzene	BRL	5.0		ug/L	266068	1	08/24/2018 08:26	CC
Bromodichloromethane	BRL	5.0		ug/L	266068	1	08/24/2018 08:26	CC
Bromoform	BRL	5.0		ug/L	266068	1	08/24/2018 08:26	CC
Bromomethane	BRL	5.0		ug/L	266068	1	08/24/2018 08:26	CC
Carbon disulfide	BRL	5.0		ug/L	266068	1	08/24/2018 08:26	CC
Carbon tetrachloride	BRL	5.0		ug/L	266068	1	08/24/2018 08:26	CC
Chlorobenzene	BRL	5.0		ug/L	266068	1	08/24/2018 08:26	CC
Chloroethane	BRL	10		ug/L	266068	1	08/24/2018 08:26	CC
Chloroform	BRL	5.0		ug/L	266068	1	08/24/2018 08:26	CC
Chloromethane	BRL	10		ug/L	266068	1	08/24/2018 08:26	CC
cis-1,2-Dichloroethene	BRL	5.0		ug/L	266068	1	08/24/2018 08:26	CC
cis-1,3-Dichloropropene	BRL	5.0		ug/L	266068	1	08/24/2018 08:26	CC
Cyclohexane	BRL	5.0		ug/L	266068	1	08/24/2018 08:26	CC
Dibromochloromethane	BRL	5.0		ug/L	266068	1	08/24/2018 08:26	CC
Dichlorodifluoromethane	BRL	10		ug/L	266068	1	08/24/2018 08:26	CC
Ethylbenzene	BRL	5.0		ug/L	266068	1	08/24/2018 08:26	CC
Freon-113	BRL	10		ug/L	266068	1	08/24/2018 08:26	CC
Isopropylbenzene	BRL	5.0		ug/L	266068	1	08/24/2018 08:26	CC
m,p-Xylene	BRL	5.0		ug/L	266068	1	08/24/2018 08:26	CC
Methyl acetate	BRL	5.0		ug/L	266068	1	08/24/2018 08:26	CC
Methyl tert-butyl ether	BRL	5.0		ug/L	266068	1	08/24/2018 08:26	CC
Methylcyclohexane	BRL	5.0		ug/L	266068	1	08/24/2018 08:26	CC
Methylene chloride	BRL	5.0		ug/L	266068	1	08/24/2018 08:26	CC
o-Xylene	BRL	5.0		ug/L	266068	1	08/24/2018 08:26	CC

Qualifiers:

- * Value exceeds maximum contaminant level
- BRL Below reporting limit
- H Holding times for preparation or analysis exceeded
- N Analyte not NELAC certified
- B Analyte detected in the associated method blank
- > Greater than Result value
- E Estimated (value above quantitation range)
- S Spike Recovery outside limits due to matrix
- Narr See case narrative
- NC Not confirmed
- < Less than Result value
- J Estimated value detected below Reporting Limit

Analytical Environmental Services, Inc **Date:** 28-Aug-18

Client:	Environmental Planning Specialists, Inc.	**Client Sample ID:**	18226-MW-46
Project Name:	Rheem	**Collection Date:**	8/14/2018 3:10:00 PM
Lab ID:	1808H72-017	**Matrix:**	Groundwater

Analyses	Result	Reporting Limit	Qual	Units	BatchID	Dilution Factor	Date Analyzed	Analyst
TCL VOLATILE ORGANICS SW8260B				**(SW5030B)**				
Styrene	BRL	5.0		ug/L	266068	1	08/24/2018 08:26	CC
Tetrachloroethene	BRL	5.0		ug/L	266068	1	08/24/2018 08:26	CC
Toluene	BRL	5.0		ug/L	266068	1	08/24/2018 08:26	CC
trans-1,2-Dichloroethene	BRL	5.0		ug/L	266068	1	08/24/2018 08:26	CC
trans-1,3-Dichloropropene	BRL	5.0		ug/L	266068	1	08/24/2018 08:26	CC
Trichloroethene	23	5.0		ug/L	266068	1	08/24/2018 08:26	CC
Trichlorofluoromethane	BRL	5.0		ug/L	266068	1	08/24/2018 08:26	CC
Vinyl chloride	BRL	2.0		ug/L	266068	1	08/24/2018 08:26	CC
Surr: 4-Bromofluorobenzene	79.2	68-127		%REC	266068	1	08/24/2018 08:26	CC
Surr: Dibromofluoromethane	101	84.4-122		%REC	266068	1	08/24/2018 08:26	CC
Surr: Toluene-d8	99.2	80.1-116		%REC	266068	1	08/24/2018 08:26	CC

Qualifiers:

*	Value exceeds maximum contaminant level	E	Estimated (value above quantitation range)
BRL	Below reporting limit	S	Spike Recovery outside limits due to matrix
H	Holding times for preparation or analysis exceeded	Narr	See case narrative
N	Analyte not NELAC certified	NC	Not confirmed
B	Analyte detected in the associated method blank	<	Less than Result value
>	Greater than Result value	J	Estimated value detected below Reporting Limit

Analytical Environmental Services, Inc **Date:** 28-Aug-18

Client:	Environmental Planning Specialists, Inc.	**Client Sample ID:**	18226-MW-47
Project Name:	Rheem	**Collection Date:**	8/14/2018 2:55:00 PM
Lab ID:	1808H72-018	**Matrix:**	Groundwater

Analyses	Result	Reporting Limit	Qual	Units	BatchID	Dilution Factor	Date Analyzed	Analyst
TCL VOLATILE ORGANICS SW8260B				**(SW5030B)**				
1,1,1-Trichloroethane	BRL	5.0		ug/L	266068	1	08/24/2018 08:53	CC
1,1,2,2-Tetrachloroethane	BRL	5.0		ug/L	266068	1	08/24/2018 08:53	CC
1,1,2-Trichloroethane	BRL	5.0		ug/L	266068	1	08/24/2018 08:53	CC
1,1-Dichloroethane	BRL	5.0		ug/L	266068	1	08/24/2018 08:53	CC
1,1-Dichloroethene	BRL	5.0		ug/L	266068	1	08/24/2018 08:53	CC
1,2,4-Trichlorobenzene	BRL	5.0		ug/L	266068	1	08/24/2018 08:53	CC
1,2-Dibromo-3-chloropropane	BRL	5.0		ug/L	266068	1	08/24/2018 08:53	CC
1,2-Dibromoethane	BRL	5.0		ug/L	266068	1	08/24/2018 08:53	CC
1,2-Dichlorobenzene	BRL	5.0		ug/L	266068	1	08/24/2018 08:53	CC
1,2-Dichloroethane	BRL	5.0		ug/L	266068	1	08/24/2018 08:53	CC
1,2-Dichloropropane	BRL	5.0		ug/L	266068	1	08/24/2018 08:53	CC
1,3-Dichlorobenzene	BRL	5.0		ug/L	266068	1	08/24/2018 08:53	CC
1,4-Dichlorobenzene	BRL	5.0		ug/L	266068	1	08/24/2018 08:53	CC
2-Butanone	BRL	50		ug/L	266068	1	08/24/2018 08:53	CC
2-Hexanone	BRL	10		ug/L	266068	1	08/24/2018 08:53	CC
4-Methyl-2-pentanone	BRL	10		ug/L	266068	1	08/24/2018 08:53	CC
Acetone	BRL	50		ug/L	266068	1	08/24/2018 08:53	CC
Benzene	BRL	5.0		ug/L	266068	1	08/24/2018 08:53	CC
Bromodichloromethane	BRL	5.0		ug/L	266068	1	08/24/2018 08:53	CC
Bromoform	BRL	5.0		ug/L	266068	1	08/24/2018 08:53	CC
Bromomethane	BRL	5.0		ug/L	266068	1	08/24/2018 08:53	CC
Carbon disulfide	BRL	5.0		ug/L	266068	1	08/24/2018 08:53	CC
Carbon tetrachloride	BRL	5.0		ug/L	266068	1	08/24/2018 08:53	CC
Chlorobenzene	BRL	5.0		ug/L	266068	1	08/24/2018 08:53	CC
Chloroethane	BRL	10		ug/L	266068	1	08/24/2018 08:53	CC
Chloroform	BRL	5.0		ug/L	266068	1	08/24/2018 08:53	CC
Chloromethane	BRL	10		ug/L	266068	1	08/24/2018 08:53	CC
cis-1,2-Dichloroethene	BRL	5.0		ug/L	266068	1	08/24/2018 08:53	CC
cis-1,3-Dichloropropene	BRL	5.0		ug/L	266068	1	08/24/2018 08:53	CC
Cyclohexane	BRL	5.0		ug/L	266068	1	08/24/2018 08:53	CC
Dibromochloromethane	BRL	5.0		ug/L	266068	1	08/24/2018 08:53	CC
Dichlorodifluoromethane	BRL	10		ug/L	266068	1	08/24/2018 08:53	CC
Ethylbenzene	BRL	5.0		ug/L	266068	1	08/24/2018 08:53	CC
Freon-113	BRL	10		ug/L	266068	1	08/24/2018 08:53	CC
Isopropylbenzene	BRL	5.0		ug/L	266068	1	08/24/2018 08:53	CC
m,p-Xylene	BRL	5.0		ug/L	266068	1	08/24/2018 08:53	CC
Methyl acetate	BRL	5.0		ug/L	266068	1	08/24/2018 08:53	CC
Methyl tert-butyl ether	BRL	5.0		ug/L	266068	1	08/24/2018 08:53	CC
Methylcyclohexane	BRL	5.0		ug/L	266068	1	08/24/2018 08:53	CC
Methylene chloride	BRL	5.0		ug/L	266068	1	08/24/2018 08:53	CC
o-Xylene	BRL	5.0		ug/L	266068	1	08/24/2018 08:53	CC

Qualifiers:

- * Value exceeds maximum contaminant level
- BRL Below reporting limit
- H Holding times for preparation or analysis exceeded
- N Analyte not NELAC certified
- B Analyte detected in the associated method blank
- > Greater than Result value
- E Estimated (value above quantitation range)
- S Spike Recovery outside limits due to matrix
- Narr See case narrative
- NC Not confirmed
- < Less than Result value
- J Estimated value detected below Reporting Limit

Analytical Environmental Services, Inc **Date:** 28-Aug-18

Client:	Environmental Planning Specialists, Inc.	**Client Sample ID:**	18226-MW-47
Project Name:	Rheem	**Collection Date:**	8/14/2018 2:55:00 PM
Lab ID:	1808H72-018	**Matrix:**	Groundwater

Analyses	Result	Reporting Limit	Qual	Units	BatchID	Dilution Factor	Date Analyzed	Analyst
TCL VOLATILE ORGANICS SW8260B				**(SW5030B)**				
Styrene	BRL	5.0		ug/L	266068	1	08/24/2018 08:53	CC
Tetrachloroethene	BRL	5.0		ug/L	266068	1	08/24/2018 08:53	CC
Toluene	BRL	5.0		ug/L	266068	1	08/24/2018 08:53	CC
trans-1,2-Dichloroethene	BRL	5.0		ug/L	266068	1	08/24/2018 08:53	CC
trans-1,3-Dichloropropene	BRL	5.0		ug/L	266068	1	08/24/2018 08:53	CC
Trichloroethene	BRL	5.0		ug/L	266068	1	08/24/2018 08:53	CC
Trichlorofluoromethane	BRL	5.0		ug/L	266068	1	08/24/2018 08:53	CC
Vinyl chloride	BRL	2.0		ug/L	266068	1	08/24/2018 08:53	CC
Surr: 4-Bromofluorobenzene	83.9	68-127		%REC	266068	1	08/24/2018 08:53	CC
Surr: Dibromofluoromethane	98.6	84.4-122		%REC	266068	1	08/24/2018 08:53	CC
Surr: Toluene-d8	98.8	80.1-116		%REC	266068	1	08/24/2018 08:53	CC

Qualifiers:

*	Value exceeds maximum contaminant level	E	Estimated (value above quantitation range)
BRL	Below reporting limit	S	Spike Recovery outside limits due to matrix
H	Holding times for preparation or analysis exceeded	Narr	See case narrative
N	Analyte not NELAC certified	NC	Not confirmed
B	Analyte detected in the associated method blank	<	Less than Result value
>	Greater than Result value	J	Estimated value detected below Reporting Limit

Analytical Environmental Services, Inc **Date:** 28-Aug-18

Client:	Environmental Planning Specialists, Inc.	**Client Sample ID:**	18226-MW-44
Project Name:	Rheem	**Collection Date:**	8/14/2018 4:20:00 PM
Lab ID:	1808H72-019	**Matrix:**	Groundwater

Analyses	Result	Reporting Limit	Qual	Units	BatchID	Dilution Factor	Date Analyzed	Analyst
TCL VOLATILE ORGANICS SW8260B				**(SW5030B)**				
1,1,1-Trichloroethane	BRL	5.0		ug/L	266068	1	08/24/2018 09:20	CC
1,1,2,2-Tetrachloroethane	BRL	5.0		ug/L	266068	1	08/24/2018 09:20	CC
1,1,2-Trichloroethane	BRL	5.0		ug/L	266068	1	08/24/2018 09:20	CC
1,1-Dichloroethane	BRL	5.0		ug/L	266068	1	08/24/2018 09:20	CC
1,1-Dichloroethene	BRL	5.0		ug/L	266068	1	08/24/2018 09:20	CC
1,2,4-Trichlorobenzene	BRL	5.0		ug/L	266068	1	08/24/2018 09:20	CC
1,2-Dibromo-3-chloropropane	BRL	5.0		ug/L	266068	1	08/24/2018 09:20	CC
1,2-Dibromoethane	BRL	5.0		ug/L	266068	1	08/24/2018 09:20	CC
1,2-Dichlorobenzene	BRL	5.0		ug/L	266068	1	08/24/2018 09:20	CC
1,2-Dichloroethane	BRL	5.0		ug/L	266068	1	08/24/2018 09:20	CC
1,2-Dichloropropane	BRL	5.0		ug/L	266068	1	08/24/2018 09:20	CC
1,3-Dichlorobenzene	BRL	5.0		ug/L	266068	1	08/24/2018 09:20	CC
1,4-Dichlorobenzene	BRL	5.0		ug/L	266068	1	08/24/2018 09:20	CC
2-Butanone	BRL	50		ug/L	266068	1	08/24/2018 09:20	CC
2-Hexanone	BRL	10		ug/L	266068	1	08/24/2018 09:20	CC
4-Methyl-2-pentanone	BRL	10		ug/L	266068	1	08/24/2018 09:20	CC
Acetone	BRL	50		ug/L	266068	1	08/24/2018 09:20	CC
Benzene	BRL	5.0		ug/L	266068	1	08/24/2018 09:20	CC
Bromodichloromethane	BRL	5.0		ug/L	266068	1	08/24/2018 09:20	CC
Bromoform	BRL	5.0		ug/L	266068	1	08/24/2018 09:20	CC
Bromomethane	BRL	5.0		ug/L	266068	1	08/24/2018 09:20	CC
Carbon disulfide	BRL	5.0		ug/L	266068	1	08/24/2018 09:20	CC
Carbon tetrachloride	BRL	5.0		ug/L	266068	1	08/24/2018 09:20	CC
Chlorobenzene	BRL	5.0		ug/L	266068	1	08/24/2018 09:20	CC
Chloroethane	BRL	10		ug/L	266068	1	08/24/2018 09:20	CC
Chloroform	BRL	5.0		ug/L	266068	1	08/24/2018 09:20	CC
Chloromethane	BRL	10		ug/L	266068	1	08/24/2018 09:20	CC
cis-1,2-Dichloroethene	BRL	5.0		ug/L	266068	1	08/24/2018 09:20	CC
cis-1,3-Dichloropropene	BRL	5.0		ug/L	266068	1	08/24/2018 09:20	CC
Cyclohexane	BRL	5.0		ug/L	266068	1	08/24/2018 09:20	CC
Dibromochloromethane	BRL	5.0		ug/L	266068	1	08/24/2018 09:20	CC
Dichlorodifluoromethane	BRL	10		ug/L	266068	1	08/24/2018 09:20	CC
Ethylbenzene	BRL	5.0		ug/L	266068	1	08/24/2018 09:20	CC
Freon-113	BRL	10		ug/L	266068	1	08/24/2018 09:20	CC
Isopropylbenzene	BRL	5.0		ug/L	266068	1	08/24/2018 09:20	CC
m,p-Xylene	BRL	5.0		ug/L	266068	1	08/24/2018 09:20	CC
Methyl acetate	BRL	5.0		ug/L	266068	1	08/24/2018 09:20	CC
Methyl tert-butyl ether	BRL	5.0		ug/L	266068	1	08/24/2018 09:20	CC
Methylcyclohexane	BRL	5.0		ug/L	266068	1	08/24/2018 09:20	CC
Methylene chloride	BRL	5.0		ug/L	266068	1	08/24/2018 09:20	CC
o-Xylene	BRL	5.0		ug/L	266068	1	08/24/2018 09:20	CC

Qualifiers:

- * Value exceeds maximum contaminant level
- BRL Below reporting limit
- H Holding times for preparation or analysis exceeded
- N Analyte not NELAC certified
- B Analyte detected in the associated method blank
- > Greater than Result value
- E Estimated (value above quantitation range)
- S Spike Recovery outside limits due to matrix
- Narr See case narrative
- NC Not confirmed
- < Less than Result value
- J Estimated value detected below Reporting Limit

Analytical Environmental Services, Inc **Date:** 28-Aug-18

Client:	Environmental Planning Specialists, Inc.	**Client Sample ID:**	18226-MW-44
Project Name:	Rheem	**Collection Date:**	8/14/2018 4:20:00 PM
Lab ID:	1808H72-019	**Matrix:**	Groundwater

Analyses	Result	Reporting Limit	Qual	Units	BatchID	Dilution Factor	Date Analyzed	Analyst
TCL VOLATILE ORGANICS SW8260B				**(SW5030B)**				
Styrene	BRL	5.0		ug/L	266068	1	08/24/2018 09:20	CC
Tetrachloroethene	BRL	5.0		ug/L	266068	1	08/24/2018 09:20	CC
Toluene	BRL	5.0		ug/L	266068	1	08/24/2018 09:20	CC
trans-1,2-Dichloroethene	BRL	5.0		ug/L	266068	1	08/24/2018 09:20	CC
trans-1,3-Dichloropropene	BRL	5.0		ug/L	266068	1	08/24/2018 09:20	CC
Trichloroethene	BRL	5.0		ug/L	266068	1	08/24/2018 09:20	CC
Trichlorofluoromethane	BRL	5.0		ug/L	266068	1	08/24/2018 09:20	CC
Vinyl chloride	BRL	2.0		ug/L	266068	1	08/24/2018 09:20	CC
Surr: 4-Bromofluorobenzene	84	68-127		%REC	266068	1	08/24/2018 09:20	CC
Surr: Dibromofluoromethane	89	84.4-122		%REC	266068	1	08/24/2018 09:20	CC
Surr: Toluene-d8	94.2	80.1-116		%REC	266068	1	08/24/2018 09:20	CC

Qualifiers:

*	Value exceeds maximum contaminant level	E	Estimated (value above quantitation range)
BRL	Below reporting limit	S	Spike Recovery outside limits due to matrix
H	Holding times for preparation or analysis exceeded	Narr	See case narrative
N	Analyte not NELAC certified	NC	Not confirmed
B	Analyte detected in the associated method blank	<	Less than Result value
>	Greater than Result value	J	Estimated value detected below Reporting Limit

Analytical Environmental Services, Inc **Date:** 28-Aug-18

Client:	Environmental Planning Specialists, Inc.	**Client Sample ID:**	18226-MW-36
Project Name:	Rheem	**Collection Date:**	8/14/2018 5:35:00 PM
Lab ID:	1808H72-020	**Matrix:**	Groundwater

Analyses	Result	Reporting Limit	Qual	Units	BatchID	Dilution Factor	Date Analyzed	Analyst
TCL VOLATILE ORGANICS SW8260B				**(SW5030B)**				
1,1,1-Trichloroethane	BRL	5.0		ug/L	266068	1	08/24/2018 10:14	CC
1,1,2,2-Tetrachloroethane	BRL	5.0		ug/L	266068	1	08/24/2018 10:14	CC
1,1,2-Trichloroethane	BRL	5.0		ug/L	266068	1	08/24/2018 10:14	CC
1,1-Dichloroethane	BRL	5.0		ug/L	266068	1	08/24/2018 10:14	CC
1,1-Dichloroethene	BRL	5.0		ug/L	266068	1	08/24/2018 10:14	CC
1,2,4-Trichlorobenzene	BRL	5.0		ug/L	266068	1	08/24/2018 10:14	CC
1,2-Dibromo-3-chloropropane	BRL	5.0		ug/L	266068	1	08/24/2018 10:14	CC
1,2-Dibromoethane	BRL	5.0		ug/L	266068	1	08/24/2018 10:14	CC
1,2-Dichlorobenzene	BRL	5.0		ug/L	266068	1	08/24/2018 10:14	CC
1,2-Dichloroethane	BRL	5.0		ug/L	266068	1	08/24/2018 10:14	CC
1,2-Dichloropropane	BRL	5.0		ug/L	266068	1	08/24/2018 10:14	CC
1,3-Dichlorobenzene	BRL	5.0		ug/L	266068	1	08/24/2018 10:14	CC
1,4-Dichlorobenzene	BRL	5.0		ug/L	266068	1	08/24/2018 10:14	CC
2-Butanone	BRL	50		ug/L	266068	1	08/24/2018 10:14	CC
2-Hexanone	BRL	10		ug/L	266068	1	08/24/2018 10:14	CC
4-Methyl-2-pentanone	BRL	10		ug/L	266068	1	08/24/2018 10:14	CC
Acetone	BRL	50		ug/L	266068	1	08/24/2018 10:14	CC
Benzene	BRL	5.0		ug/L	266068	1	08/24/2018 10:14	CC
Bromodichloromethane	BRL	5.0		ug/L	266068	1	08/24/2018 10:14	CC
Bromoform	BRL	5.0		ug/L	266068	1	08/24/2018 10:14	CC
Bromomethane	BRL	5.0		ug/L	266068	1	08/24/2018 10:14	CC
Carbon disulfide	BRL	5.0		ug/L	266068	1	08/24/2018 10:14	CC
Carbon tetrachloride	BRL	5.0		ug/L	266068	1	08/24/2018 10:14	CC
Chlorobenzene	BRL	5.0		ug/L	266068	1	08/24/2018 10:14	CC
Chloroethane	BRL	10		ug/L	266068	1	08/24/2018 10:14	CC
Chloroform	BRL	5.0		ug/L	266068	1	08/24/2018 10:14	CC
Chloromethane	BRL	10		ug/L	266068	1	08/24/2018 10:14	CC
cis-1,2-Dichloroethene	BRL	5.0		ug/L	266068	1	08/24/2018 10:14	CC
cis-1,3-Dichloropropene	BRL	5.0		ug/L	266068	1	08/24/2018 10:14	CC
Cyclohexane	BRL	5.0		ug/L	266068	1	08/24/2018 10:14	CC
Dibromochloromethane	BRL	5.0		ug/L	266068	1	08/24/2018 10:14	CC
Dichlorodifluoromethane	BRL	10		ug/L	266068	1	08/24/2018 10:14	CC
Ethylbenzene	BRL	5.0		ug/L	266068	1	08/24/2018 10:14	CC
Freon-113	BRL	10		ug/L	266068	1	08/24/2018 10:14	CC
Isopropylbenzene	BRL	5.0		ug/L	266068	1	08/24/2018 10:14	CC
m,p-Xylene	BRL	5.0		ug/L	266068	1	08/24/2018 10:14	CC
Methyl acetate	BRL	5.0		ug/L	266068	1	08/24/2018 10:14	CC
Methyl tert-butyl ether	BRL	5.0		ug/L	266068	1	08/24/2018 10:14	CC
Methylcyclohexane	BRL	5.0		ug/L	266068	1	08/24/2018 10:14	CC
Methylene chloride	BRL	5.0		ug/L	266068	1	08/24/2018 10:14	CC
o-Xylene	BRL	5.0		ug/L	266068	1	08/24/2018 10:14	CC

Qualifiers:

- * Value exceeds maximum contaminant level
- BRL Below reporting limit
- H Holding times for preparation or analysis exceeded
- N Analyte not NELAC certified
- B Analyte detected in the associated method blank
- > Greater than Result value
- E Estimated (value above quantitation range)
- S Spike Recovery outside limits due to matrix
- Narr See case narrative
- NC Not confirmed
- < Less than Result value
- J Estimated value detected below Reporting Limit

Analytical Environmental Services, Inc **Date:** 28-Aug-18

Client:	Environmental Planning Specialists, Inc.	**Client Sample ID:**	18226-MW-36
Project Name:	Rheem	**Collection Date:**	8/14/2018 5:35:00 PM
Lab ID:	1808H72-020	**Matrix:**	Groundwater

Analyses	Result	Reporting Limit	Qual	Units	BatchID	Dilution Factor	Date Analyzed	Analyst
TCL VOLATILE ORGANICS SW8260B				**(SW5030B)**				
Styrene	BRL	5.0		ug/L	266068	1	08/24/2018 10:14	CC
Tetrachloroethene	BRL	5.0		ug/L	266068	1	08/24/2018 10:14	CC
Toluene	BRL	5.0		ug/L	266068	1	08/24/2018 10:14	CC
trans-1,2-Dichloroethene	BRL	5.0		ug/L	266068	1	08/24/2018 10:14	CC
trans-1,3-Dichloropropene	BRL	5.0		ug/L	266068	1	08/24/2018 10:14	CC
Trichloroethene	BRL	5.0		ug/L	266068	1	08/24/2018 10:14	CC
Trichlorofluoromethane	BRL	5.0		ug/L	266068	1	08/24/2018 10:14	CC
Vinyl chloride	BRL	2.0		ug/L	266068	1	08/24/2018 10:14	CC
Surr: 4-Bromofluorobenzene	82.5	68-127		%REC	266068	1	08/24/2018 10:14	CC
Surr: Dibromofluoromethane	94.7	84.4-122		%REC	266068	1	08/24/2018 10:14	CC
Surr: Toluene-d8	99.9	80.1-116		%REC	266068	1	08/24/2018 10:14	CC

Qualifiers:

*	Value exceeds maximum contaminant level	E	Estimated (value above quantitation range)
BRL	Below reporting limit	S	Spike Recovery outside limits due to matrix
H	Holding times for preparation or analysis exceeded	Narr	See case narrative
N	Analyte not NELAC certified	NC	Not confirmed
B	Analyte detected in the associated method blank	<	Less than Result value
>	Greater than Result value	J	Estimated value detected below Reporting Limit

Analytical Environmental Services, Inc **Date:** 28-Aug-18

Client:	Environmental Planning Specialists, Inc.	**Client Sample ID:**	18227-MW-52B
Project Name:	Rheem	**Collection Date:**	8/15/2018 8:30:00 AM
Lab ID:	1808H72-021	**Matrix:**	Groundwater

Analyses	Result	Reporting Limit	Qual	Units	BatchID	Dilution Factor	Date Analyzed	Analyst
TCL VOLATILE ORGANICS SW8260B				**(SW5030B)**				
1,1,1-Trichloroethane	BRL	5.0		ug/L	266015	1	08/23/2018 03:50	CC
1,1,2,2-Tetrachloroethane	BRL	5.0		ug/L	266015	1	08/23/2018 03:50	CC
1,1,2-Trichloroethane	BRL	5.0		ug/L	266015	1	08/23/2018 03:50	CC
1,1-Dichloroethane	BRL	5.0		ug/L	266015	1	08/23/2018 03:50	CC
1,1-Dichloroethene	BRL	5.0		ug/L	266015	1	08/23/2018 03:50	CC
1,2,4-Trichlorobenzene	BRL	5.0		ug/L	266015	1	08/23/2018 03:50	CC
1,2-Dibromo-3-chloropropane	BRL	5.0		ug/L	266015	1	08/23/2018 03:50	CC
1,2-Dibromoethane	BRL	5.0		ug/L	266015	1	08/23/2018 03:50	CC
1,2-Dichlorobenzene	BRL	5.0		ug/L	266015	1	08/23/2018 03:50	CC
1,2-Dichloroethane	BRL	5.0		ug/L	266015	1	08/23/2018 03:50	CC
1,2-Dichloropropane	BRL	5.0		ug/L	266015	1	08/23/2018 03:50	CC
1,3-Dichlorobenzene	BRL	5.0		ug/L	266015	1	08/23/2018 03:50	CC
1,4-Dichlorobenzene	BRL	5.0		ug/L	266015	1	08/23/2018 03:50	CC
2-Butanone	BRL	50		ug/L	266015	1	08/23/2018 03:50	CC
2-Hexanone	BRL	10		ug/L	266015	1	08/23/2018 03:50	CC
4-Methyl-2-pentanone	BRL	10		ug/L	266015	1	08/23/2018 03:50	CC
Acetone	BRL	50		ug/L	266015	1	08/23/2018 03:50	CC
Benzene	BRL	5.0		ug/L	266015	1	08/23/2018 03:50	CC
Bromodichloromethane	BRL	5.0		ug/L	266015	1	08/23/2018 03:50	CC
Bromoform	BRL	5.0		ug/L	266015	1	08/23/2018 03:50	CC
Bromomethane	BRL	5.0		ug/L	266015	1	08/23/2018 03:50	CC
Carbon disulfide	BRL	5.0		ug/L	266015	1	08/23/2018 03:50	CC
Carbon tetrachloride	BRL	5.0		ug/L	266015	1	08/23/2018 03:50	CC
Chlorobenzene	BRL	5.0		ug/L	266015	1	08/23/2018 03:50	CC
Chloroethane	BRL	10		ug/L	266015	1	08/23/2018 03:50	CC
Chloroform	BRL	5.0		ug/L	266015	1	08/23/2018 03:50	CC
Chloromethane	BRL	10		ug/L	266015	1	08/23/2018 03:50	CC
cis-1,2-Dichloroethene	29	5.0		ug/L	266015	1	08/23/2018 03:50	CC
cis-1,3-Dichloropropene	BRL	5.0		ug/L	266015	1	08/23/2018 03:50	CC
Cyclohexane	BRL	5.0		ug/L	266015	1	08/23/2018 03:50	CC
Dibromochloromethane	BRL	5.0		ug/L	266015	1	08/23/2018 03:50	CC
Dichlorodifluoromethane	BRL	10		ug/L	266015	1	08/23/2018 03:50	CC
Ethylbenzene	BRL	5.0		ug/L	266015	1	08/23/2018 03:50	CC
Freon-113	BRL	10		ug/L	266015	1	08/23/2018 03:50	CC
Isopropylbenzene	BRL	5.0		ug/L	266015	1	08/23/2018 03:50	CC
m,p-Xylene	BRL	5.0		ug/L	266015	1	08/23/2018 03:50	CC
Methyl acetate	BRL	5.0		ug/L	266015	1	08/23/2018 03:50	CC
Methyl tert-butyl ether	BRL	5.0		ug/L	266015	1	08/23/2018 03:50	CC
Methylcyclohexane	BRL	5.0		ug/L	266015	1	08/23/2018 03:50	CC
Methylene chloride	BRL	5.0		ug/L	266015	1	08/23/2018 03:50	CC
o-Xylene	BRL	5.0		ug/L	266015	1	08/23/2018 03:50	CC

Qualifiers:

- * Value exceeds maximum contaminant level
- BRL Below reporting limit
- H Holding times for preparation or analysis exceeded
- N Analyte not NELAC certified
- B Analyte detected in the associated method blank
- > Greater than Result value
- E Estimated (value above quantitation range)
- S Spike Recovery outside limits due to matrix
- Narr See case narrative
- NC Not confirmed
- < Less than Result value
- J Estimated value detected below Reporting Limit

Analytical Environmental Services, Inc **Date:** 28-Aug-18

Client:	Environmental Planning Specialists, Inc.	**Client Sample ID:**	18227-MW-52B
Project Name:	Rheem	**Collection Date:**	8/15/2018 8:30:00 AM
Lab ID:	1808H72-021	**Matrix:**	Groundwater

Analyses	Result	Reporting Limit	Qual	Units	BatchID	Dilution Factor	Date Analyzed	Analyst
TCL VOLATILE ORGANICS SW8260B				**(SW5030B)**				
Styrene	BRL	5.0		ug/L	266015	1	08/23/2018 03:50	CC
Tetrachloroethene	BRL	5.0		ug/L	266015	1	08/23/2018 03:50	CC
Toluene	BRL	5.0		ug/L	266015	1	08/23/2018 03:50	CC
trans-1,2-Dichloroethene	BRL	5.0		ug/L	266015	1	08/23/2018 03:50	CC
trans-1,3-Dichloropropene	BRL	5.0		ug/L	266015	1	08/23/2018 03:50	CC
Trichloroethene	340	50		ug/L	266015	10	08/24/2018 11:09	CC
Trichlorofluoromethane	BRL	5.0		ug/L	266015	1	08/23/2018 03:50	CC
Vinyl chloride	BRL	2.0		ug/L	266015	1	08/23/2018 03:50	CC
Surr: 4-Bromofluorobenzene	83.5	68-127		%REC	266015	10	08/24/2018 11:09	CC
Surr: 4-Bromofluorobenzene	90.3	68-127		%REC	266015	1	08/23/2018 03:50	CC
Surr: Dibromofluoromethane	96.6	84.4-122		%REC	266015	1	08/23/2018 03:50	CC
Surr: Dibromofluoromethane	99.3	84.4-122		%REC	266015	10	08/24/2018 11:09	CC
Surr: Toluene-d8	94	80.1-116		%REC	266015	1	08/23/2018 03:50	CC
Surr: Toluene-d8	102	80.1-116		%REC	266015	10	08/24/2018 11:09	CC

Qualifiers:

*	Value exceeds maximum contaminant level	E	Estimated (value above quantitation range)
BRL	Below reporting limit	S	Spike Recovery outside limits due to matrix
H	Holding times for preparation or analysis exceeded	Narr	See case narrative
N	Analyte not NELAC certified	NC	Not confirmed
B	Analyte detected in the associated method blank	<	Less than Result value
>	Greater than Result value	J	Estimated value detected below Reporting Limit

Analytical Environmental Services, Inc **Date:** 28-Aug-18

Client:	Environmental Planning Specialists, Inc.	**Client Sample ID:**	18227-MW-2
Project Name:	Rheem	**Collection Date:**	8/15/2018 10:50:00 AM
Lab ID:	1808H72-022	**Matrix:**	Groundwater

Analyses	Result	Reporting Limit	Qual	Units	BatchID	Dilution Factor	Date Analyzed	Analyst
TCL VOLATILE ORGANICS SW8260B				**(SW5030B)**				
1,1,1-Trichloroethane	BRL	5.0		ug/L	266015	1	08/24/2018 06:10	CC
1,1,2,2-Tetrachloroethane	BRL	5.0		ug/L	266015	1	08/24/2018 06:10	CC
1,1,2-Trichloroethane	BRL	5.0		ug/L	266015	1	08/24/2018 06:10	CC
1,1-Dichloroethane	BRL	5.0		ug/L	266015	1	08/24/2018 06:10	CC
1,1-Dichloroethene	BRL	5.0		ug/L	266015	1	08/24/2018 06:10	CC
1,2,4-Trichlorobenzene	BRL	5.0		ug/L	266015	1	08/24/2018 06:10	CC
1,2-Dibromo-3-chloropropane	BRL	5.0		ug/L	266015	1	08/24/2018 06:10	CC
1,2-Dibromoethane	BRL	5.0		ug/L	266015	1	08/24/2018 06:10	CC
1,2-Dichlorobenzene	BRL	5.0		ug/L	266015	1	08/24/2018 06:10	CC
1,2-Dichloroethane	BRL	5.0		ug/L	266015	1	08/24/2018 06:10	CC
1,2-Dichloropropane	BRL	5.0		ug/L	266015	1	08/24/2018 06:10	CC
1,3-Dichlorobenzene	BRL	5.0		ug/L	266015	1	08/24/2018 06:10	CC
1,4-Dichlorobenzene	BRL	5.0		ug/L	266015	1	08/24/2018 06:10	CC
2-Butanone	BRL	50		ug/L	266015	1	08/24/2018 06:10	CC
2-Hexanone	BRL	10		ug/L	266015	1	08/24/2018 06:10	CC
4-Methyl-2-pentanone	BRL	10		ug/L	266015	1	08/24/2018 06:10	CC
Acetone	BRL	50		ug/L	266015	1	08/24/2018 06:10	CC
Benzene	BRL	5.0		ug/L	266015	1	08/24/2018 06:10	CC
Bromodichloromethane	BRL	5.0		ug/L	266015	1	08/24/2018 06:10	CC
Bromoform	BRL	5.0		ug/L	266015	1	08/24/2018 06:10	CC
Bromomethane	BRL	5.0		ug/L	266015	1	08/24/2018 06:10	CC
Carbon disulfide	BRL	5.0		ug/L	266015	1	08/24/2018 06:10	CC
Carbon tetrachloride	BRL	5.0		ug/L	266015	1	08/24/2018 06:10	CC
Chlorobenzene	BRL	5.0		ug/L	266015	1	08/24/2018 06:10	CC
Chloroethane	BRL	10		ug/L	266015	1	08/24/2018 06:10	CC
Chloroform	BRL	5.0		ug/L	266015	1	08/24/2018 06:10	CC
Chloromethane	BRL	10		ug/L	266015	1	08/24/2018 06:10	CC
cis-1,2-Dichloroethene	BRL	5.0		ug/L	266015	1	08/24/2018 06:10	CC
cis-1,3-Dichloropropene	BRL	5.0		ug/L	266015	1	08/24/2018 06:10	CC
Cyclohexane	BRL	5.0		ug/L	266015	1	08/24/2018 06:10	CC
Dibromochloromethane	BRL	5.0		ug/L	266015	1	08/24/2018 06:10	CC
Dichlorodifluoromethane	BRL	10		ug/L	266015	1	08/24/2018 06:10	CC
Ethylbenzene	BRL	5.0		ug/L	266015	1	08/24/2018 06:10	CC
Freon-113	BRL	10		ug/L	266015	1	08/24/2018 06:10	CC
Isopropylbenzene	BRL	5.0		ug/L	266015	1	08/24/2018 06:10	CC
m,p-Xylene	BRL	5.0		ug/L	266015	1	08/24/2018 06:10	CC
Methyl acetate	BRL	5.0		ug/L	266015	1	08/24/2018 06:10	CC
Methyl tert-butyl ether	BRL	5.0		ug/L	266015	1	08/24/2018 06:10	CC
Methylcyclohexane	BRL	5.0		ug/L	266015	1	08/24/2018 06:10	CC
Methylene chloride	BRL	5.0		ug/L	266015	1	08/24/2018 06:10	CC
o-Xylene	BRL	5.0		ug/L	266015	1	08/24/2018 06:10	CC

Qualifiers:

- * Value exceeds maximum contaminant level
- BRL Below reporting limit
- H Holding times for preparation or analysis exceeded
- N Analyte not NELAC certified
- B Analyte detected in the associated method blank
- > Greater than Result value
- E Estimated (value above quantitation range)
- S Spike Recovery outside limits due to matrix
- Narr See case narrative
- NC Not confirmed
- < Less than Result value
- J Estimated value detected below Reporting Limit

Analytical Environmental Services, Inc **Date:** 28-Aug-18

Client:	Environmental Planning Specialists, Inc.	**Client Sample ID:**	18227-MW-2
Project Name:	Rheem	**Collection Date:**	8/15/2018 10:50:00 AM
Lab ID:	1808H72-022	**Matrix:**	Groundwater

Analyses	Result	Reporting Limit	Qual	Units	BatchID	Dilution Factor	Date Analyzed	Analyst
TCL VOLATILE ORGANICS SW8260B				**(SW5030B)**				
Styrene	BRL	5.0		ug/L	266015	1	08/24/2018 06:10	CC
Tetrachloroethene	BRL	5.0		ug/L	266015	1	08/24/2018 06:10	CC
Toluene	BRL	5.0		ug/L	266015	1	08/24/2018 06:10	CC
trans-1,2-Dichloroethene	BRL	5.0		ug/L	266015	1	08/24/2018 06:10	CC
trans-1,3-Dichloropropene	BRL	5.0		ug/L	266015	1	08/24/2018 06:10	CC
Trichloroethene	250	50		ug/L	266015	10	08/28/2018 15:49	CC
Trichlorofluoromethane	BRL	5.0		ug/L	266015	1	08/24/2018 06:10	CC
Vinyl chloride	BRL	2.0		ug/L	266015	1	08/24/2018 06:10	CC
Surr: 4-Bromofluorobenzene	79.7	68-127		%REC	266015	10	08/28/2018 15:49	CC
Surr: 4-Bromofluorobenzene	82.5	68-127		%REC	266015	1	08/24/2018 06:10	CC
Surr: Dibromofluoromethane	91.5	84.4-122		%REC	266015	1	08/24/2018 06:10	CC
Surr: Dibromofluoromethane	96.8	84.4-122		%REC	266015	10	08/28/2018 15:49	CC
Surr: Toluene-d8	94.4	80.1-116		%REC	266015	10	08/28/2018 15:49	CC
Surr: Toluene-d8	97.4	80.1-116		%REC	266015	1	08/24/2018 06:10	CC

Qualifiers:

*	Value exceeds maximum contaminant level	E	Estimated (value above quantitation range)
BRL	Below reporting limit	S	Spike Recovery outside limits due to matrix
H	Holding times for preparation or analysis exceeded	Narr	See case narrative
N	Analyte not NELAC certified	NC	Not confirmed
B	Analyte detected in the associated method blank	<	Less than Result value
>	Greater than Result value	J	Estimated value detected below Reporting Limit

Analytical Environmental Services, Inc **Date:** 28-Aug-18

Client:	Environmental Planning Specialists, Inc.	**Client Sample ID:**	18227-MW-17
Project Name:	Rheem	**Collection Date:**	8/15/2018 10:30:00 AM
Lab ID:	1808H72-023	**Matrix:**	Groundwater

Analyses	Result	Reporting Limit	Qual	Units	BatchID	Dilution Factor	Date Analyzed	Analyst
TCL VOLATILE ORGANICS SW8260B				**(SW5030B)**				
1,1,1-Trichloroethane	BRL	5.0		ug/L	266015	1	08/24/2018 04:22	CC
1,1,2,2-Tetrachloroethane	BRL	5.0		ug/L	266015	1	08/24/2018 04:22	CC
1,1,2-Trichloroethane	BRL	5.0		ug/L	266015	1	08/24/2018 04:22	CC
1,1-Dichloroethane	BRL	5.0		ug/L	266015	1	08/24/2018 04:22	CC
1,1-Dichloroethene	BRL	5.0		ug/L	266015	1	08/24/2018 04:22	CC
1,2,4-Trichlorobenzene	BRL	5.0		ug/L	266015	1	08/24/2018 04:22	CC
1,2-Dibromo-3-chloropropane	BRL	5.0		ug/L	266015	1	08/24/2018 04:22	CC
1,2-Dibromoethane	BRL	5.0		ug/L	266015	1	08/24/2018 04:22	CC
1,2-Dichlorobenzene	BRL	5.0		ug/L	266015	1	08/24/2018 04:22	CC
1,2-Dichloroethane	BRL	5.0		ug/L	266015	1	08/24/2018 04:22	CC
1,2-Dichloropropane	BRL	5.0		ug/L	266015	1	08/24/2018 04:22	CC
1,3-Dichlorobenzene	BRL	5.0		ug/L	266015	1	08/24/2018 04:22	CC
1,4-Dichlorobenzene	BRL	5.0		ug/L	266015	1	08/24/2018 04:22	CC
2-Butanone	BRL	50		ug/L	266015	1	08/24/2018 04:22	CC
2-Hexanone	BRL	10		ug/L	266015	1	08/24/2018 04:22	CC
4-Methyl-2-pentanone	BRL	10		ug/L	266015	1	08/24/2018 04:22	CC
Acetone	BRL	50		ug/L	266015	1	08/24/2018 04:22	CC
Benzene	BRL	5.0		ug/L	266015	1	08/24/2018 04:22	CC
Bromodichloromethane	BRL	5.0		ug/L	266015	1	08/24/2018 04:22	CC
Bromoform	BRL	5.0		ug/L	266015	1	08/24/2018 04:22	CC
Bromomethane	BRL	5.0		ug/L	266015	1	08/24/2018 04:22	CC
Carbon disulfide	BRL	5.0		ug/L	266015	1	08/24/2018 04:22	CC
Carbon tetrachloride	BRL	5.0		ug/L	266015	1	08/24/2018 04:22	CC
Chlorobenzene	BRL	5.0		ug/L	266015	1	08/24/2018 04:22	CC
Chloroethane	BRL	10		ug/L	266015	1	08/24/2018 04:22	CC
Chloroform	BRL	5.0		ug/L	266015	1	08/24/2018 04:22	CC
Chloromethane	BRL	10		ug/L	266015	1	08/24/2018 04:22	CC
cis-1,2-Dichloroethene	BRL	5.0		ug/L	266015	1	08/24/2018 04:22	CC
cis-1,3-Dichloropropene	BRL	5.0		ug/L	266015	1	08/24/2018 04:22	CC
Cyclohexane	BRL	5.0		ug/L	266015	1	08/24/2018 04:22	CC
Dibromochloromethane	BRL	5.0		ug/L	266015	1	08/24/2018 04:22	CC
Dichlorodifluoromethane	BRL	10		ug/L	266015	1	08/24/2018 04:22	CC
Ethylbenzene	BRL	5.0		ug/L	266015	1	08/24/2018 04:22	CC
Freon-113	BRL	10		ug/L	266015	1	08/24/2018 04:22	CC
Isopropylbenzene	BRL	5.0		ug/L	266015	1	08/24/2018 04:22	CC
m,p-Xylene	BRL	5.0		ug/L	266015	1	08/24/2018 04:22	CC
Methyl acetate	BRL	5.0		ug/L	266015	1	08/24/2018 04:22	CC
Methyl tert-butyl ether	BRL	5.0		ug/L	266015	1	08/24/2018 04:22	CC
Methylcyclohexane	BRL	5.0		ug/L	266015	1	08/24/2018 04:22	CC
Methylene chloride	BRL	5.0		ug/L	266015	1	08/24/2018 04:22	CC
o-Xylene	BRL	5.0		ug/L	266015	1	08/24/2018 04:22	CC

Qualifiers:

- * Value exceeds maximum contaminant level
- BRL Below reporting limit
- H Holding times for preparation or analysis exceeded
- N Analyte not NELAC certified
- B Analyte detected in the associated method blank
- > Greater than Result value
- E Estimated (value above quantitation range)
- S Spike Recovery outside limits due to matrix
- Narr See case narrative
- NC Not confirmed
- < Less than Result value
- J Estimated value detected below Reporting Limit

Analytical Environmental Services, Inc **Date:** 28-Aug-18

Client:	Environmental Planning Specialists, Inc.	**Client Sample ID:**	18227-MW-17
Project Name:	Rheem	**Collection Date:**	8/15/2018 10:30:00 AM
Lab ID:	1808H72-023	**Matrix:**	Groundwater

Analyses	Result	Reporting Limit	Qual	Units	BatchID	Dilution Factor	Date Analyzed	Analyst
TCL VOLATILE ORGANICS SW8260B				**(SW5030B)**				
Styrene	BRL	5.0		ug/L	266015	1	08/24/2018 04:22	CC
Tetrachloroethene	BRL	5.0		ug/L	266015	1	08/24/2018 04:22	CC
Toluene	BRL	5.0		ug/L	266015	1	08/24/2018 04:22	CC
trans-1,2-Dichloroethene	BRL	5.0		ug/L	266015	1	08/24/2018 04:22	CC
trans-1,3-Dichloropropene	BRL	5.0		ug/L	266015	1	08/24/2018 04:22	CC
Trichloroethene	BRL	5.0		ug/L	266015	1	08/24/2018 04:22	CC
Trichlorofluoromethane	BRL	5.0		ug/L	266015	1	08/24/2018 04:22	CC
Vinyl chloride	BRL	2.0		ug/L	266015	1	08/24/2018 04:22	CC
Surr: 4-Bromofluorobenzene	86	68-127		%REC	266015	1	08/24/2018 04:22	CC
Surr: Dibromofluoromethane	92.4	84.4-122		%REC	266015	1	08/24/2018 04:22	CC
Surr: Toluene-d8	95.7	80.1-116		%REC	266015	1	08/24/2018 04:22	CC

Qualifiers:

*	Value exceeds maximum contaminant level	E	Estimated (value above quantitation range)
BRL	Below reporting limit	S	Spike Recovery outside limits due to matrix
H	Holding times for preparation or analysis exceeded	Narr	See case narrative
N	Analyte not NELAC certified	NC	Not confirmed
B	Analyte detected in the associated method blank	<	Less than Result value
>	Greater than Result value	J	Estimated value detected below Reporting Limit

Analytical Environmental Services, Inc **Date:** 28-Aug-18

Client:	Environmental Planning Specialists, Inc.	**Client Sample ID:**	18227-MW-42D
Project Name:	Rheem	**Collection Date:**	8/15/2018 1:35:00 PM
Lab ID:	1808H72-024	**Matrix:**	Groundwater

Analyses	Result	Reporting Limit	Qual	Units	BatchID	Dilution Factor	Date Analyzed	Analyst
TCL VOLATILE ORGANICS SW8260B				**(SW5030B)**				
1,1,1-Trichloroethane	BRL	5.0		ug/L	266015	1	08/23/2018 04:17	CC
1,1,2,2-Tetrachloroethane	BRL	5.0		ug/L	266015	1	08/23/2018 04:17	CC
1,1,2-Trichloroethane	BRL	5.0		ug/L	266015	1	08/23/2018 04:17	CC
1,1-Dichloroethane	BRL	5.0		ug/L	266015	1	08/23/2018 04:17	CC
1,1-Dichloroethene	BRL	5.0		ug/L	266015	1	08/23/2018 04:17	CC
1,2,4-Trichlorobenzene	BRL	5.0		ug/L	266015	1	08/23/2018 04:17	CC
1,2-Dibromo-3-chloropropane	BRL	5.0		ug/L	266015	1	08/23/2018 04:17	CC
1,2-Dibromoethane	BRL	5.0		ug/L	266015	1	08/23/2018 04:17	CC
1,2-Dichlorobenzene	BRL	5.0		ug/L	266015	1	08/23/2018 04:17	CC
1,2-Dichloroethane	BRL	5.0		ug/L	266015	1	08/23/2018 04:17	CC
1,2-Dichloropropane	BRL	5.0		ug/L	266015	1	08/23/2018 04:17	CC
1,3-Dichlorobenzene	BRL	5.0		ug/L	266015	1	08/23/2018 04:17	CC
1,4-Dichlorobenzene	BRL	5.0		ug/L	266015	1	08/23/2018 04:17	CC
2-Butanone	BRL	50		ug/L	266015	1	08/23/2018 04:17	CC
2-Hexanone	BRL	10		ug/L	266015	1	08/23/2018 04:17	CC
4-Methyl-2-pentanone	BRL	10		ug/L	266015	1	08/23/2018 04:17	CC
Acetone	BRL	50		ug/L	266015	1	08/23/2018 04:17	CC
Benzene	BRL	5.0		ug/L	266015	1	08/23/2018 04:17	CC
Bromodichloromethane	BRL	5.0		ug/L	266015	1	08/23/2018 04:17	CC
Bromoform	BRL	5.0		ug/L	266015	1	08/23/2018 04:17	CC
Bromomethane	BRL	5.0		ug/L	266015	1	08/23/2018 04:17	CC
Carbon disulfide	BRL	5.0		ug/L	266015	1	08/23/2018 04:17	CC
Carbon tetrachloride	BRL	5.0		ug/L	266015	1	08/23/2018 04:17	CC
Chlorobenzene	BRL	5.0		ug/L	266015	1	08/23/2018 04:17	CC
Chloroethane	BRL	10		ug/L	266015	1	08/23/2018 04:17	CC
Chloroform	BRL	5.0		ug/L	266015	1	08/23/2018 04:17	CC
Chloromethane	BRL	10		ug/L	266015	1	08/23/2018 04:17	CC
cis-1,2-Dichloroethene	13	5.0		ug/L	266015	1	08/23/2018 04:17	CC
cis-1,3-Dichloropropene	BRL	5.0		ug/L	266015	1	08/23/2018 04:17	CC
Cyclohexane	BRL	5.0		ug/L	266015	1	08/23/2018 04:17	CC
Dibromochloromethane	BRL	5.0		ug/L	266015	1	08/23/2018 04:17	CC
Dichlorodifluoromethane	BRL	10		ug/L	266015	1	08/23/2018 04:17	CC
Ethylbenzene	BRL	5.0		ug/L	266015	1	08/23/2018 04:17	CC
Freon-113	BRL	10		ug/L	266015	1	08/23/2018 04:17	CC
Isopropylbenzene	BRL	5.0		ug/L	266015	1	08/23/2018 04:17	CC
m,p-Xylene	BRL	5.0		ug/L	266015	1	08/23/2018 04:17	CC
Methyl acetate	BRL	5.0		ug/L	266015	1	08/23/2018 04:17	CC
Methyl tert-butyl ether	BRL	5.0		ug/L	266015	1	08/23/2018 04:17	CC
Methylcyclohexane	BRL	5.0		ug/L	266015	1	08/23/2018 04:17	CC
Methylene chloride	BRL	5.0		ug/L	266015	1	08/23/2018 04:17	CC
o-Xylene	BRL	5.0		ug/L	266015	1	08/23/2018 04:17	CC

Qualifiers:

- * Value exceeds maximum contaminant level
- BRL Below reporting limit
- H Holding times for preparation or analysis exceeded
- N Analyte not NELAC certified
- B Analyte detected in the associated method blank
- > Greater than Result value
- E Estimated (value above quantitation range)
- S Spike Recovery outside limits due to matrix
- Narr See case narrative
- NC Not confirmed
- < Less than Result value
- J Estimated value detected below Reporting Limit

Analytical Environmental Services, Inc **Date:** 28-Aug-18

Client:	Environmental Planning Specialists, Inc.	**Client Sample ID:**	18227-MW-42D
Project Name:	Rheem	**Collection Date:**	8/15/2018 1:35:00 PM
Lab ID:	1808H72-024	**Matrix:**	Groundwater

Analyses	Result	Reporting Limit	Qual	Units	BatchID	Dilution Factor	Date Analyzed	Analyst
TCL VOLATILE ORGANICS SW8260B				**(SW5030B)**				
Styrene	BRL	5.0		ug/L	266015	1	08/23/2018 04:17	CC
Tetrachloroethene	BRL	5.0		ug/L	266015	1	08/23/2018 04:17	CC
Toluene	BRL	5.0		ug/L	266015	1	08/23/2018 04:17	CC
trans-1,2-Dichloroethene	BRL	5.0		ug/L	266015	1	08/23/2018 04:17	CC
trans-1,3-Dichloropropene	BRL	5.0		ug/L	266015	1	08/23/2018 04:17	CC
Trichloroethene	99	5.0		ug/L	266015	1	08/23/2018 04:17	CC
Trichlorofluoromethane	BRL	5.0		ug/L	266015	1	08/23/2018 04:17	CC
Vinyl chloride	BRL	2.0		ug/L	266015	1	08/23/2018 04:17	CC
Surr: 4-Bromofluorobenzene	93.5	68-127		%REC	266015	1	08/23/2018 04:17	CC
Surr: Dibromofluoromethane	98	84.4-122		%REC	266015	1	08/23/2018 04:17	CC
Surr: Toluene-d8	99.1	80.1-116		%REC	266015	1	08/23/2018 04:17	CC

Qualifiers:

*	Value exceeds maximum contaminant level	E	Estimated (value above quantitation range)
BRL	Below reporting limit	S	Spike Recovery outside limits due to matrix
H	Holding times for preparation or analysis exceeded	Narr	See case narrative
N	Analyte not NELAC certified	NC	Not confirmed
B	Analyte detected in the associated method blank	<	Less than Result value
>	Greater than Result value	J	Estimated value detected below Reporting Limit

Analytical Environmental Services, Inc **Date:** 28-Aug-18

Client:	Environmental Planning Specialists, Inc.	**Client Sample ID:**	18227-MW-12
Project Name:	Rheem	**Collection Date:**	8/15/2018 1:35:00 PM
Lab ID:	1808H72-025	**Matrix:**	Groundwater

Analyses	Result	Reporting Limit	Qual	Units	BatchID	Dilution Factor	Date Analyzed	Analyst
TCL VOLATILE ORGANICS SW8260B				**(SW5030B)**				
1,1,1-Trichloroethane	BRL	5.0		ug/L	266015	1	08/24/2018 04:49	CC
1,1,2,2-Tetrachloroethane	BRL	5.0		ug/L	266015	1	08/24/2018 04:49	CC
1,1,2-Trichloroethane	BRL	5.0		ug/L	266015	1	08/24/2018 04:49	CC
1,1-Dichloroethane	BRL	5.0		ug/L	266015	1	08/24/2018 04:49	CC
1,1-Dichloroethene	BRL	5.0		ug/L	266015	1	08/24/2018 04:49	CC
1,2,4-Trichlorobenzene	BRL	5.0		ug/L	266015	1	08/24/2018 04:49	CC
1,2-Dibromo-3-chloropropane	BRL	5.0		ug/L	266015	1	08/24/2018 04:49	CC
1,2-Dibromoethane	BRL	5.0		ug/L	266015	1	08/24/2018 04:49	CC
1,2-Dichlorobenzene	BRL	5.0		ug/L	266015	1	08/24/2018 04:49	CC
1,2-Dichloroethane	BRL	5.0		ug/L	266015	1	08/24/2018 04:49	CC
1,2-Dichloropropane	BRL	5.0		ug/L	266015	1	08/24/2018 04:49	CC
1,3-Dichlorobenzene	BRL	5.0		ug/L	266015	1	08/24/2018 04:49	CC
1,4-Dichlorobenzene	BRL	5.0		ug/L	266015	1	08/24/2018 04:49	CC
2-Butanone	BRL	50		ug/L	266015	1	08/24/2018 04:49	CC
2-Hexanone	BRL	10		ug/L	266015	1	08/24/2018 04:49	CC
4-Methyl-2-pentanone	BRL	10		ug/L	266015	1	08/24/2018 04:49	CC
Acetone	BRL	50		ug/L	266015	1	08/24/2018 04:49	CC
Benzene	BRL	5.0		ug/L	266015	1	08/24/2018 04:49	CC
Bromodichloromethane	BRL	5.0		ug/L	266015	1	08/24/2018 04:49	CC
Bromoform	BRL	5.0		ug/L	266015	1	08/24/2018 04:49	CC
Bromomethane	BRL	5.0		ug/L	266015	1	08/24/2018 04:49	CC
Carbon disulfide	BRL	5.0		ug/L	266015	1	08/24/2018 04:49	CC
Carbon tetrachloride	BRL	5.0		ug/L	266015	1	08/24/2018 04:49	CC
Chlorobenzene	BRL	5.0		ug/L	266015	1	08/24/2018 04:49	CC
Chloroethane	BRL	10		ug/L	266015	1	08/24/2018 04:49	CC
Chloroform	BRL	5.0		ug/L	266015	1	08/24/2018 04:49	CC
Chloromethane	BRL	10		ug/L	266015	1	08/24/2018 04:49	CC
cis-1,2-Dichloroethene	14	5.0		ug/L	266015	1	08/24/2018 04:49	CC
cis-1,3-Dichloropropene	BRL	5.0		ug/L	266015	1	08/24/2018 04:49	CC
Cyclohexane	BRL	5.0		ug/L	266015	1	08/24/2018 04:49	CC
Dibromochloromethane	BRL	5.0		ug/L	266015	1	08/24/2018 04:49	CC
Dichlorodifluoromethane	BRL	10		ug/L	266015	1	08/24/2018 04:49	CC
Ethylbenzene	BRL	5.0		ug/L	266015	1	08/24/2018 04:49	CC
Freon-113	BRL	10		ug/L	266015	1	08/24/2018 04:49	CC
Isopropylbenzene	BRL	5.0		ug/L	266015	1	08/24/2018 04:49	CC
m,p-Xylene	BRL	5.0		ug/L	266015	1	08/24/2018 04:49	CC
Methyl acetate	BRL	5.0		ug/L	266015	1	08/24/2018 04:49	CC
Methyl tert-butyl ether	BRL	5.0		ug/L	266015	1	08/24/2018 04:49	CC
Methylcyclohexane	BRL	5.0		ug/L	266015	1	08/24/2018 04:49	CC
Methylene chloride	BRL	5.0		ug/L	266015	1	08/24/2018 04:49	CC
o-Xylene	BRL	5.0		ug/L	266015	1	08/24/2018 04:49	CC

Qualifiers:

- * Value exceeds maximum contaminant level
- BRL Below reporting limit
- H Holding times for preparation or analysis exceeded
- N Analyte not NELAC certified
- B Analyte detected in the associated method blank
- > Greater than Result value
- E Estimated (value above quantitation range)
- S Spike Recovery outside limits due to matrix
- Narr See case narrative
- NC Not confirmed
- < Less than Result value
- J Estimated value detected below Reporting Limit

Analytical Environmental Services, Inc **Date:** 28-Aug-18

Client:	Environmental Planning Specialists, Inc.	**Client Sample ID:**	18227-MW-12
Project Name:	Rheem	**Collection Date:**	8/15/2018 1:35:00 PM
Lab ID:	1808H72-025	**Matrix:**	Groundwater

Analyses	Result	Reporting Limit	Qual	Units	BatchID	Dilution Factor	Date Analyzed	Analyst
TCL VOLATILE ORGANICS SW8260B				**(SW5030B)**				
Styrene	BRL	5.0		ug/L	266015	1	08/24/2018 04:49	CC
Tetrachloroethene	BRL	5.0		ug/L	266015	1	08/24/2018 04:49	CC
Toluene	BRL	5.0		ug/L	266015	1	08/24/2018 04:49	CC
trans-1,2-Dichloroethene	BRL	5.0		ug/L	266015	1	08/24/2018 04:49	CC
trans-1,3-Dichloropropene	BRL	5.0		ug/L	266015	1	08/24/2018 04:49	CC
Trichloroethene	91	5.0		ug/L	266015	1	08/24/2018 04:49	CC
Trichlorofluoromethane	BRL	5.0		ug/L	266015	1	08/24/2018 04:49	CC
Vinyl chloride	BRL	2.0		ug/L	266015	1	08/24/2018 04:49	CC
Surr: 4-Bromofluorobenzene	89.1	68-127		%REC	266015	1	08/24/2018 04:49	CC
Surr: Dibromofluoromethane	92.6	84.4-122		%REC	266015	1	08/24/2018 04:49	CC
Surr: Toluene-d8	102	80.1-116		%REC	266015	1	08/24/2018 04:49	CC

Qualifiers:

*	Value exceeds maximum contaminant level	E	Estimated (value above quantitation range)
BRL	Below reporting limit	S	Spike Recovery outside limits due to matrix
H	Holding times for preparation or analysis exceeded	Narr	See case narrative
N	Analyte not NELAC certified	NC	Not confirmed
B	Analyte detected in the associated method blank	<	Less than Result value
>	Greater than Result value	J	Estimated value detected below Reporting Limit

Analytical Environmental Services, Inc **Date:** 28-Aug-18

Client:	Environmental Planning Specialists, Inc.	**Client Sample ID:**	18227-MW-53C
Project Name:	Rheem	**Collection Date:**	8/15/2018 3:50:00 PM
Lab ID:	1808H72-026	**Matrix:**	Groundwater

Analyses	Result	Reporting Limit	Qual	Units	BatchID	Dilution Factor	Date Analyzed	Analyst
TCL VOLATILE ORGANICS SW8260B				**(SW5030B)**				
1,1,1-Trichloroethane	BRL	5.0		ug/L	266015	1	08/23/2018 10:08	CC
1,1,2,2-Tetrachloroethane	BRL	5.0		ug/L	266015	1	08/23/2018 10:08	CC
1,1,2-Trichloroethane	BRL	5.0		ug/L	266015	1	08/23/2018 10:08	CC
1,1-Dichloroethane	BRL	5.0		ug/L	266015	1	08/23/2018 10:08	CC
1,1-Dichloroethene	38	5.0		ug/L	266015	1	08/23/2018 10:08	CC
1,2,4-Trichlorobenzene	BRL	5.0		ug/L	266015	1	08/23/2018 10:08	CC
1,2-Dibromo-3-chloropropane	BRL	5.0		ug/L	266015	1	08/23/2018 10:08	CC
1,2-Dibromoethane	BRL	5.0		ug/L	266015	1	08/23/2018 10:08	CC
1,2-Dichlorobenzene	BRL	5.0		ug/L	266015	1	08/23/2018 10:08	CC
1,2-Dichloroethane	BRL	5.0		ug/L	266015	1	08/23/2018 10:08	CC
1,2-Dichloropropane	BRL	5.0		ug/L	266015	1	08/23/2018 10:08	CC
1,3-Dichlorobenzene	BRL	5.0		ug/L	266015	1	08/23/2018 10:08	CC
1,4-Dichlorobenzene	BRL	5.0		ug/L	266015	1	08/23/2018 10:08	CC
2-Butanone	BRL	50		ug/L	266015	1	08/23/2018 10:08	CC
2-Hexanone	BRL	10		ug/L	266015	1	08/23/2018 10:08	CC
4-Methyl-2-pentanone	BRL	10		ug/L	266015	1	08/23/2018 10:08	CC
Acetone	BRL	50		ug/L	266015	1	08/23/2018 10:08	CC
Benzene	BRL	5.0		ug/L	266015	1	08/23/2018 10:08	CC
Bromodichloromethane	BRL	5.0		ug/L	266015	1	08/23/2018 10:08	CC
Bromoform	BRL	5.0		ug/L	266015	1	08/23/2018 10:08	CC
Bromomethane	BRL	5.0		ug/L	266015	1	08/23/2018 10:08	CC
Carbon disulfide	BRL	5.0		ug/L	266015	1	08/23/2018 10:08	CC
Carbon tetrachloride	BRL	5.0		ug/L	266015	1	08/23/2018 10:08	CC
Chlorobenzene	BRL	5.0		ug/L	266015	1	08/23/2018 10:08	CC
Chloroethane	BRL	10		ug/L	266015	1	08/23/2018 10:08	CC
Chloroform	BRL	5.0		ug/L	266015	1	08/23/2018 10:08	CC
Chloromethane	BRL	10		ug/L	266015	1	08/23/2018 10:08	CC
cis-1,2-Dichloroethene	80	5.0		ug/L	266015	1	08/23/2018 10:08	CC
cis-1,3-Dichloropropene	BRL	5.0		ug/L	266015	1	08/23/2018 10:08	CC
Cyclohexane	BRL	5.0		ug/L	266015	1	08/23/2018 10:08	CC
Dibromochloromethane	BRL	5.0		ug/L	266015	1	08/23/2018 10:08	CC
Dichlorodifluoromethane	BRL	10		ug/L	266015	1	08/23/2018 10:08	CC
Ethylbenzene	BRL	5.0		ug/L	266015	1	08/23/2018 10:08	CC
Freon-113	BRL	10		ug/L	266015	1	08/23/2018 10:08	CC
Isopropylbenzene	BRL	5.0		ug/L	266015	1	08/23/2018 10:08	CC
m,p-Xylene	BRL	5.0		ug/L	266015	1	08/23/2018 10:08	CC
Methyl acetate	BRL	5.0		ug/L	266015	1	08/23/2018 10:08	CC
Methyl tert-butyl ether	BRL	5.0		ug/L	266015	1	08/23/2018 10:08	CC
Methylcyclohexane	BRL	5.0		ug/L	266015	1	08/23/2018 10:08	CC
Methylene chloride	BRL	5.0		ug/L	266015	1	08/23/2018 10:08	CC
o-Xylene	BRL	5.0		ug/L	266015	1	08/23/2018 10:08	CC

Qualifiers:

- * Value exceeds maximum contaminant level
- BRL Below reporting limit
- H Holding times for preparation or analysis exceeded
- N Analyte not NELAC certified
- B Analyte detected in the associated method blank
- > Greater than Result value
- E Estimated (value above quantitation range)
- S Spike Recovery outside limits due to matrix
- Narr See case narrative
- NC Not confirmed
- < Less than Result value
- J Estimated value detected below Reporting Limit

Analytical Environmental Services, Inc **Date:** 28-Aug-18

Client:	Environmental Planning Specialists, Inc.	**Client Sample ID:**	18227-MW-53C
Project Name:	Rheem	**Collection Date:**	8/15/2018 3:50:00 PM
Lab ID:	1808H72-026	**Matrix:**	Groundwater

Analyses	Result	Reporting Limit	Qual	Units	BatchID	Dilution Factor	Date Analyzed	Analyst
TCL VOLATILE ORGANICS SW8260B				**(SW5030B)**				
Styrene	BRL	5.0		ug/L	266015	1	08/23/2018 10:08	CC
Tetrachloroethene	30	5.0		ug/L	266015	1	08/23/2018 10:08	CC
Toluene	BRL	5.0		ug/L	266015	1	08/23/2018 10:08	CC
trans-1,2-Dichloroethene	BRL	5.0		ug/L	266015	1	08/23/2018 10:08	CC
trans-1,3-Dichloropropene	BRL	5.0		ug/L	266015	1	08/23/2018 10:08	CC
Trichloroethene	470	50		ug/L	266015	10	08/23/2018 10:36	CC
Trichlorofluoromethane	BRL	5.0		ug/L	266015	1	08/23/2018 10:08	CC
Vinyl chloride	BRL	2.0		ug/L	266015	1	08/23/2018 10:08	CC
Surr: 4-Bromofluorobenzene	89	68-127		%REC	266015	1	08/23/2018 10:08	CC
Surr: 4-Bromofluorobenzene	89	68-127		%REC	266015	10	08/23/2018 10:36	CC
Surr: Dibromofluoromethane	85.2	84.4-122		%REC	266015	10	08/23/2018 10:36	CC
Surr: Dibromofluoromethane	88.5	84.4-122		%REC	266015	1	08/23/2018 10:08	CC
Surr: Toluene-d8	93.8	80.1-116		%REC	266015	1	08/23/2018 10:08	CC
Surr: Toluene-d8	101	80.1-116		%REC	266015	10	08/23/2018 10:36	CC

Qualifiers:

*	Value exceeds maximum contaminant level	E	Estimated (value above quantitation range)
BRL	Below reporting limit	S	Spike Recovery outside limits due to matrix
H	Holding times for preparation or analysis exceeded	Narr	See case narrative
N	Analyte not NELAC certified	NC	Not confirmed
B	Analyte detected in the associated method blank	<	Less than Result value
>	Greater than Result value	J	Estimated value detected below Reporting Limit

Analytical Environmental Services, Inc **Date:** 28-Aug-18

Client:	Environmental Planning Specialists, Inc.	**Client Sample ID:**	18227-MW-52A
Project Name:	Rheem	**Collection Date:**	8/15/2018 3:15:00 PM
Lab ID:	1808H72-027	**Matrix:**	Groundwater

Analyses	Result	Reporting Limit	Qual	Units	BatchID	Dilution Factor	Date Analyzed	Analyst
TCL VOLATILE ORGANICS SW8260B				**(SW5030B)**				
1,1,1-Trichloroethane	BRL	5.0		ug/L	266015	1	08/23/2018 11:03	CC
1,1,2,2-Tetrachloroethane	BRL	5.0		ug/L	266015	1	08/23/2018 11:03	CC
1,1,2-Trichloroethane	BRL	5.0		ug/L	266015	1	08/23/2018 11:03	CC
1,1-Dichloroethane	BRL	5.0		ug/L	266015	1	08/23/2018 11:03	CC
1,1-Dichloroethene	BRL	5.0		ug/L	266015	1	08/23/2018 11:03	CC
1,2,4-Trichlorobenzene	BRL	5.0		ug/L	266015	1	08/23/2018 11:03	CC
1,2-Dibromo-3-chloropropane	BRL	5.0		ug/L	266015	1	08/23/2018 11:03	CC
1,2-Dibromoethane	BRL	5.0		ug/L	266015	1	08/23/2018 11:03	CC
1,2-Dichlorobenzene	BRL	5.0		ug/L	266015	1	08/23/2018 11:03	CC
1,2-Dichloroethane	BRL	5.0		ug/L	266015	1	08/23/2018 11:03	CC
1,2-Dichloropropane	BRL	5.0		ug/L	266015	1	08/23/2018 11:03	CC
1,3-Dichlorobenzene	BRL	5.0		ug/L	266015	1	08/23/2018 11:03	CC
1,4-Dichlorobenzene	BRL	5.0		ug/L	266015	1	08/23/2018 11:03	CC
2-Butanone	BRL	50		ug/L	266015	1	08/23/2018 11:03	CC
2-Hexanone	BRL	10		ug/L	266015	1	08/23/2018 11:03	CC
4-Methyl-2-pentanone	BRL	10		ug/L	266015	1	08/23/2018 11:03	CC
Acetone	BRL	50		ug/L	266015	1	08/23/2018 11:03	CC
Benzene	BRL	5.0		ug/L	266015	1	08/23/2018 11:03	CC
Bromodichloromethane	BRL	5.0		ug/L	266015	1	08/23/2018 11:03	CC
Bromoform	BRL	5.0		ug/L	266015	1	08/23/2018 11:03	CC
Bromomethane	BRL	5.0		ug/L	266015	1	08/23/2018 11:03	CC
Carbon disulfide	BRL	5.0		ug/L	266015	1	08/23/2018 11:03	CC
Carbon tetrachloride	BRL	5.0		ug/L	266015	1	08/23/2018 11:03	CC
Chlorobenzene	BRL	5.0		ug/L	266015	1	08/23/2018 11:03	CC
Chloroethane	BRL	10		ug/L	266015	1	08/23/2018 11:03	CC
Chloroform	BRL	5.0		ug/L	266015	1	08/23/2018 11:03	CC
Chloromethane	BRL	10		ug/L	266015	1	08/23/2018 11:03	CC
cis-1,2-Dichloroethene	71	5.0		ug/L	266015	1	08/23/2018 11:03	CC
cis-1,3-Dichloropropene	BRL	5.0		ug/L	266015	1	08/23/2018 11:03	CC
Cyclohexane	BRL	5.0		ug/L	266015	1	08/23/2018 11:03	CC
Dibromochloromethane	BRL	5.0		ug/L	266015	1	08/23/2018 11:03	CC
Dichlorodifluoromethane	BRL	10		ug/L	266015	1	08/23/2018 11:03	CC
Ethylbenzene	BRL	5.0		ug/L	266015	1	08/23/2018 11:03	CC
Freon-113	BRL	10		ug/L	266015	1	08/23/2018 11:03	CC
Isopropylbenzene	BRL	5.0		ug/L	266015	1	08/23/2018 11:03	CC
m,p-Xylene	BRL	5.0		ug/L	266015	1	08/23/2018 11:03	CC
Methyl acetate	BRL	5.0		ug/L	266015	1	08/23/2018 11:03	CC
Methyl tert-butyl ether	BRL	5.0		ug/L	266015	1	08/23/2018 11:03	CC
Methylcyclohexane	BRL	5.0		ug/L	266015	1	08/23/2018 11:03	CC
Methylene chloride	BRL	5.0		ug/L	266015	1	08/23/2018 11:03	CC
o-Xylene	BRL	5.0		ug/L	266015	1	08/23/2018 11:03	CC

Qualifiers:

- * Value exceeds maximum contaminant level
- BRL Below reporting limit
- H Holding times for preparation or analysis exceeded
- N Analyte not NELAC certified
- B Analyte detected in the associated method blank
- > Greater than Result value
- E Estimated (value above quantitation range)
- S Spike Recovery outside limits due to matrix
- Narr See case narrative
- NC Not confirmed
- < Less than Result value
- J Estimated value detected below Reporting Limit

Analytical Environmental Services, Inc **Date:** 28-Aug-18

Client:	Environmental Planning Specialists, Inc.	**Client Sample ID:**	18227-MW-52A
Project Name:	Rheem	**Collection Date:**	8/15/2018 3:15:00 PM
Lab ID:	1808H72-027	**Matrix:**	Groundwater

Analyses	Result	Reporting Limit	Qual	Units	BatchID	Dilution Factor	Date Analyzed	Analyst
TCL VOLATILE ORGANICS SW8260B				**(SW5030B)**				
Styrene	BRL	5.0		ug/L	266015	1	08/23/2018 11:03	CC
Tetrachloroethene	BRL	5.0		ug/L	266015	1	08/23/2018 11:03	CC
Toluene	BRL	5.0		ug/L	266015	1	08/23/2018 11:03	CC
trans-1,2-Dichloroethene	BRL	5.0		ug/L	266015	1	08/23/2018 11:03	CC
trans-1,3-Dichloropropene	BRL	5.0		ug/L	266015	1	08/23/2018 11:03	CC
Trichloroethene	540	50		ug/L	266015	10	08/23/2018 11:30	CC
Trichlorofluoromethane	BRL	5.0		ug/L	266015	1	08/23/2018 11:03	CC
Vinyl chloride	BRL	2.0		ug/L	266015	1	08/23/2018 11:03	CC
Surr: 4-Bromofluorobenzene	84.6	68-127		%REC	266015	10	08/23/2018 11:30	CC
Surr: 4-Bromofluorobenzene	91.2	68-127		%REC	266015	1	08/23/2018 11:03	CC
Surr: Dibromofluoromethane	93.1	84.4-122		%REC	266015	10	08/23/2018 11:30	CC
Surr: Dibromofluoromethane	99.4	84.4-122		%REC	266015	1	08/23/2018 11:03	CC
Surr: Toluene-d8	103	80.1-116		%REC	266015	1	08/23/2018 11:03	CC
Surr: Toluene-d8	107	80.1-116		%REC	266015	10	08/23/2018 11:30	CC

Qualifiers:

*	Value exceeds maximum contaminant level	E	Estimated (value above quantitation range)
BRL	Below reporting limit	S	Spike Recovery outside limits due to matrix
H	Holding times for preparation or analysis exceeded	Narr	See case narrative
N	Analyte not NELAC certified	NC	Not confirmed
B	Analyte detected in the associated method blank	<	Less than Result value
>	Greater than Result value	J	Estimated value detected below Reporting Limit

Analytical Environmental Services, Inc **Date:** 28-Aug-18

Client:	Environmental Planning Specialists, Inc.	**Client Sample ID:**	18227-MW-7
Project Name:	Rheem	**Collection Date:**	8/15/2018 5:30:00 PM
Lab ID:	1808H72-028	**Matrix:**	Groundwater

Analyses	Result	Reporting Limit	Qual	Units	BatchID	Dilution Factor	Date Analyzed	Analyst
TCL VOLATILE ORGANICS SW8260B				**(SW5030B)**				
1,1,1-Trichloroethane	BRL	5.0		ug/L	266015	1	08/24/2018 05:16	CC
1,1,2,2-Tetrachloroethane	BRL	5.0		ug/L	266015	1	08/24/2018 05:16	CC
1,1,2-Trichloroethane	BRL	5.0		ug/L	266015	1	08/24/2018 05:16	CC
1,1-Dichloroethane	BRL	5.0		ug/L	266015	1	08/24/2018 05:16	CC
1,1-Dichloroethene	BRL	5.0		ug/L	266015	1	08/24/2018 05:16	CC
1,2,4-Trichlorobenzene	BRL	5.0		ug/L	266015	1	08/24/2018 05:16	CC
1,2-Dibromo-3-chloropropane	BRL	5.0		ug/L	266015	1	08/24/2018 05:16	CC
1,2-Dibromoethane	BRL	5.0		ug/L	266015	1	08/24/2018 05:16	CC
1,2-Dichlorobenzene	BRL	5.0		ug/L	266015	1	08/24/2018 05:16	CC
1,2-Dichloroethane	BRL	5.0		ug/L	266015	1	08/24/2018 05:16	CC
1,2-Dichloropropane	BRL	5.0		ug/L	266015	1	08/24/2018 05:16	CC
1,3-Dichlorobenzene	BRL	5.0		ug/L	266015	1	08/24/2018 05:16	CC
1,4-Dichlorobenzene	BRL	5.0		ug/L	266015	1	08/24/2018 05:16	CC
2-Butanone	BRL	50		ug/L	266015	1	08/24/2018 05:16	CC
2-Hexanone	BRL	10		ug/L	266015	1	08/24/2018 05:16	CC
4-Methyl-2-pentanone	BRL	10		ug/L	266015	1	08/24/2018 05:16	CC
Acetone	BRL	50		ug/L	266015	1	08/24/2018 05:16	CC
Benzene	BRL	5.0		ug/L	266015	1	08/24/2018 05:16	CC
Bromodichloromethane	BRL	5.0		ug/L	266015	1	08/24/2018 05:16	CC
Bromoform	BRL	5.0		ug/L	266015	1	08/24/2018 05:16	CC
Bromomethane	BRL	5.0		ug/L	266015	1	08/24/2018 05:16	CC
Carbon disulfide	BRL	5.0		ug/L	266015	1	08/24/2018 05:16	CC
Carbon tetrachloride	BRL	5.0		ug/L	266015	1	08/24/2018 05:16	CC
Chlorobenzene	BRL	5.0		ug/L	266015	1	08/24/2018 05:16	CC
Chloroethane	BRL	10		ug/L	266015	1	08/24/2018 05:16	CC
Chloroform	BRL	5.0		ug/L	266015	1	08/24/2018 05:16	CC
Chloromethane	BRL	10		ug/L	266015	1	08/24/2018 05:16	CC
cis-1,2-Dichloroethene	5.6	5.0		ug/L	266015	1	08/24/2018 05:16	CC
cis-1,3-Dichloropropene	BRL	5.0		ug/L	266015	1	08/24/2018 05:16	CC
Cyclohexane	BRL	5.0		ug/L	266015	1	08/24/2018 05:16	CC
Dibromochloromethane	BRL	5.0		ug/L	266015	1	08/24/2018 05:16	CC
Dichlorodifluoromethane	BRL	10		ug/L	266015	1	08/24/2018 05:16	CC
Ethylbenzene	BRL	5.0		ug/L	266015	1	08/24/2018 05:16	CC
Freon-113	BRL	10		ug/L	266015	1	08/24/2018 05:16	CC
Isopropylbenzene	BRL	5.0		ug/L	266015	1	08/24/2018 05:16	CC
m,p-Xylene	BRL	5.0		ug/L	266015	1	08/24/2018 05:16	CC
Methyl acetate	BRL	5.0		ug/L	266015	1	08/24/2018 05:16	CC
Methyl tert-butyl ether	BRL	5.0		ug/L	266015	1	08/24/2018 05:16	CC
Methylcyclohexane	BRL	5.0		ug/L	266015	1	08/24/2018 05:16	CC
Methylene chloride	BRL	5.0		ug/L	266015	1	08/24/2018 05:16	CC
o-Xylene	BRL	5.0		ug/L	266015	1	08/24/2018 05:16	CC

Qualifiers:

- * Value exceeds maximum contaminant level
- BRL Below reporting limit
- H Holding times for preparation or analysis exceeded
- N Analyte not NELAC certified
- B Analyte detected in the associated method blank
- > Greater than Result value
- E Estimated (value above quantitation range)
- S Spike Recovery outside limits due to matrix
- Narr See case narrative
- NC Not confirmed
- < Less than Result value
- J Estimated value detected below Reporting Limit

Analytical Environmental Services, Inc **Date:** 28-Aug-18

Client:	Environmental Planning Specialists, Inc.	**Client Sample ID:**	18227-MW-7
Project Name:	Rheem	**Collection Date:**	8/15/2018 5:30:00 PM
Lab ID:	1808H72-028	**Matrix:**	Groundwater

Analyses	Result	Reporting Limit	Qual	Units	BatchID	Dilution Factor	Date Analyzed	Analyst
TCL VOLATILE ORGANICS SW8260B				**(SW5030B)**				
Styrene	BRL	5.0		ug/L	266015	1	08/24/2018 05:16	CC
Tetrachloroethene	BRL	5.0		ug/L	266015	1	08/24/2018 05:16	CC
Toluene	BRL	5.0		ug/L	266015	1	08/24/2018 05:16	CC
trans-1,2-Dichloroethene	BRL	5.0		ug/L	266015	1	08/24/2018 05:16	CC
trans-1,3-Dichloropropene	BRL	5.0		ug/L	266015	1	08/24/2018 05:16	CC
Trichloroethene	720	500		ug/L	266015	100	08/23/2018 07:26	CC
Trichlorofluoromethane	BRL	5.0		ug/L	266015	1	08/24/2018 05:16	CC
Vinyl chloride	BRL	2.0		ug/L	266015	1	08/24/2018 05:16	CC
Surr: 4-Bromofluorobenzene	86.9	68-127		%REC	266015	1	08/24/2018 05:16	CC
Surr: 4-Bromofluorobenzene	88.7	68-127		%REC	266015	100	08/23/2018 07:26	CC
Surr: Dibromofluoromethane	91.4	84.4-122		%REC	266015	100	08/23/2018 07:26	CC
Surr: Dibromofluoromethane	96.1	84.4-122		%REC	266015	1	08/24/2018 05:16	CC
Surr: Toluene-d8	93.4	80.1-116		%REC	266015	1	08/24/2018 05:16	CC
Surr: Toluene-d8	100	80.1-116		%REC	266015	100	08/23/2018 07:26	CC

Qualifiers:

*	Value exceeds maximum contaminant level	E	Estimated (value above quantitation range)
BRL	Below reporting limit	S	Spike Recovery outside limits due to matrix
H	Holding times for preparation or analysis exceeded	Narr	See case narrative
N	Analyte not NELAC certified	NC	Not confirmed
B	Analyte detected in the associated method blank	<	Less than Result value
>	Greater than Result value	J	Estimated value detected below Reporting Limit

Analytical Environmental Services, Inc **Date:** 28-Aug-18

Client:	Environmental Planning Specialists, Inc.	**Client Sample ID:**	18227-MW-28
Project Name:	Rheem	**Collection Date:**	8/15/2018 5:05:00 PM
Lab ID:	1808H72-029	**Matrix:**	Groundwater

Analyses	Result	Reporting Limit	Qual	Units	BatchID	Dilution Factor	Date Analyzed	Analyst
TCL VOLATILE ORGANICS SW8260B				**(SW5030B)**				
1,1,1-Trichloroethane	BRL	5.0		ug/L	266015	1	08/23/2018 03:22	CC
1,1,2,2-Tetrachloroethane	BRL	5.0		ug/L	266015	1	08/23/2018 03:22	CC
1,1,2-Trichloroethane	BRL	5.0		ug/L	266015	1	08/23/2018 03:22	CC
1,1-Dichloroethane	BRL	5.0		ug/L	266015	1	08/23/2018 03:22	CC
1,1-Dichloroethene	BRL	5.0		ug/L	266015	1	08/23/2018 03:22	CC
1,2,4-Trichlorobenzene	BRL	5.0		ug/L	266015	1	08/23/2018 03:22	CC
1,2-Dibromo-3-chloropropane	BRL	5.0		ug/L	266015	1	08/23/2018 03:22	CC
1,2-Dibromoethane	BRL	5.0		ug/L	266015	1	08/23/2018 03:22	CC
1,2-Dichlorobenzene	BRL	5.0		ug/L	266015	1	08/23/2018 03:22	CC
1,2-Dichloroethane	BRL	5.0		ug/L	266015	1	08/23/2018 03:22	CC
1,2-Dichloropropane	BRL	5.0		ug/L	266015	1	08/23/2018 03:22	CC
1,3-Dichlorobenzene	BRL	5.0		ug/L	266015	1	08/23/2018 03:22	CC
1,4-Dichlorobenzene	BRL	5.0		ug/L	266015	1	08/23/2018 03:22	CC
2-Butanone	BRL	50		ug/L	266015	1	08/23/2018 03:22	CC
2-Hexanone	BRL	10		ug/L	266015	1	08/23/2018 03:22	CC
4-Methyl-2-pentanone	BRL	10		ug/L	266015	1	08/23/2018 03:22	CC
Acetone	BRL	50		ug/L	266015	1	08/23/2018 03:22	CC
Benzene	BRL	5.0		ug/L	266015	1	08/23/2018 03:22	CC
Bromodichloromethane	BRL	5.0		ug/L	266015	1	08/23/2018 03:22	CC
Bromoform	BRL	5.0		ug/L	266015	1	08/23/2018 03:22	CC
Bromomethane	BRL	5.0		ug/L	266015	1	08/23/2018 03:22	CC
Carbon disulfide	BRL	5.0		ug/L	266015	1	08/23/2018 03:22	CC
Carbon tetrachloride	BRL	5.0		ug/L	266015	1	08/23/2018 03:22	CC
Chlorobenzene	BRL	5.0		ug/L	266015	1	08/23/2018 03:22	CC
Chloroethane	BRL	10		ug/L	266015	1	08/23/2018 03:22	CC
Chloroform	BRL	5.0		ug/L	266015	1	08/23/2018 03:22	CC
Chloromethane	BRL	10		ug/L	266015	1	08/23/2018 03:22	CC
cis-1,2-Dichloroethene	BRL	5.0		ug/L	266015	1	08/23/2018 03:22	CC
cis-1,3-Dichloropropene	BRL	5.0		ug/L	266015	1	08/23/2018 03:22	CC
Cyclohexane	BRL	5.0		ug/L	266015	1	08/23/2018 03:22	CC
Dibromochloromethane	BRL	5.0		ug/L	266015	1	08/23/2018 03:22	CC
Dichlorodifluoromethane	BRL	10		ug/L	266015	1	08/23/2018 03:22	CC
Ethylbenzene	BRL	5.0		ug/L	266015	1	08/23/2018 03:22	CC
Freon-113	BRL	10		ug/L	266015	1	08/23/2018 03:22	CC
Isopropylbenzene	BRL	5.0		ug/L	266015	1	08/23/2018 03:22	CC
m,p-Xylene	BRL	5.0		ug/L	266015	1	08/23/2018 03:22	CC
Methyl acetate	BRL	5.0		ug/L	266015	1	08/23/2018 03:22	CC
Methyl tert-butyl ether	BRL	5.0		ug/L	266015	1	08/23/2018 03:22	CC
Methylcyclohexane	BRL	5.0		ug/L	266015	1	08/23/2018 03:22	CC
Methylene chloride	BRL	5.0		ug/L	266015	1	08/23/2018 03:22	CC
o-Xylene	BRL	5.0		ug/L	266015	1	08/23/2018 03:22	CC

Qualifiers:

- * Value exceeds maximum contaminant level
- BRL Below reporting limit
- H Holding times for preparation or analysis exceeded
- N Analyte not NELAC certified
- B Analyte detected in the associated method blank
- > Greater than Result value
- E Estimated (value above quantitation range)
- S Spike Recovery outside limits due to matrix
- Narr See case narrative
- NC Not confirmed
- < Less than Result value
- J Estimated value detected below Reporting Limit

Analytical Environmental Services, Inc **Date:** 28-Aug-18

Client:	Environmental Planning Specialists, Inc.	**Client Sample ID:**	18227-MW-28
Project Name:	Rheem	**Collection Date:**	8/15/2018 5:05:00 PM
Lab ID:	1808H72-029	**Matrix:**	Groundwater

Analyses	Result	Reporting Limit	Qual	Units	BatchID	Dilution Factor	Date Analyzed	Analyst
TCL VOLATILE ORGANICS SW8260B				**(SW5030B)**				
Styrene	BRL	5.0		ug/L	266015	1	08/23/2018 03:22	CC
Tetrachloroethene	BRL	5.0		ug/L	266015	1	08/23/2018 03:22	CC
Toluene	BRL	5.0		ug/L	266015	1	08/23/2018 03:22	CC
trans-1,2-Dichloroethene	BRL	5.0		ug/L	266015	1	08/23/2018 03:22	CC
trans-1,3-Dichloropropene	BRL	5.0		ug/L	266015	1	08/23/2018 03:22	CC
Trichloroethene	99	5.0		ug/L	266015	1	08/23/2018 03:22	CC
Trichlorofluoromethane	BRL	5.0		ug/L	266015	1	08/23/2018 03:22	CC
Vinyl chloride	BRL	2.0		ug/L	266015	1	08/23/2018 03:22	CC
Surr: 4-Bromofluorobenzene	95.9	68-127		%REC	266015	1	08/23/2018 03:22	CC
Surr: Dibromofluoromethane	94.3	84.4-122		%REC	266015	1	08/23/2018 03:22	CC
Surr: Toluene-d8	103	80.1-116		%REC	266015	1	08/23/2018 03:22	CC

Qualifiers:

*	Value exceeds maximum contaminant level	E	Estimated (value above quantitation range)
BRL	Below reporting limit	S	Spike Recovery outside limits due to matrix
H	Holding times for preparation or analysis exceeded	Narr	See case narrative
N	Analyte not NELAC certified	NC	Not confirmed
B	Analyte detected in the associated method blank	<	Less than Result value
>	Greater than Result value	J	Estimated value detected below Reporting Limit

Analytical Environmental Services, Inc **Date:** 28-Aug-18

Client:	Environmental Planning Specialists, Inc.	**Client Sample ID:**	18227-DUP-3
Project Name:	Rheem	**Collection Date:**	8/15/2018 12:00:00 PM
Lab ID:	1808H72-030	**Matrix:**	Groundwater

Analyses	Result	Reporting Limit	Qual	Units	BatchID	Dilution Factor	Date Analyzed	Analyst
TCL VOLATILE ORGANICS SW8260B				**(SW5030B)**				
1,1,1-Trichloroethane	BRL	5.0		ug/L	266015	1	08/28/2018 14:28	CC
1,1,2,2-Tetrachloroethane	BRL	5.0		ug/L	266015	1	08/28/2018 14:28	CC
1,1,2-Trichloroethane	BRL	5.0		ug/L	266015	1	08/28/2018 14:28	CC
1,1-Dichloroethane	BRL	5.0		ug/L	266015	1	08/28/2018 14:28	CC
1,1-Dichloroethene	BRL	5.0		ug/L	266015	1	08/28/2018 14:28	CC
1,2,4-Trichlorobenzene	BRL	5.0		ug/L	266015	1	08/28/2018 14:28	CC
1,2-Dibromo-3-chloropropane	BRL	5.0		ug/L	266015	1	08/28/2018 14:28	CC
1,2-Dibromoethane	BRL	5.0		ug/L	266015	1	08/28/2018 14:28	CC
1,2-Dichlorobenzene	BRL	5.0		ug/L	266015	1	08/28/2018 14:28	CC
1,2-Dichloroethane	BRL	5.0		ug/L	266015	1	08/28/2018 14:28	CC
1,2-Dichloropropane	BRL	5.0		ug/L	266015	1	08/28/2018 14:28	CC
1,3-Dichlorobenzene	BRL	5.0		ug/L	266015	1	08/28/2018 14:28	CC
1,4-Dichlorobenzene	BRL	5.0		ug/L	266015	1	08/28/2018 14:28	CC
2-Butanone	BRL	50		ug/L	266015	1	08/28/2018 14:28	CC
2-Hexanone	BRL	10		ug/L	266015	1	08/28/2018 14:28	CC
4-Methyl-2-pentanone	BRL	10		ug/L	266015	1	08/28/2018 14:28	CC
Acetone	BRL	50		ug/L	266015	1	08/28/2018 14:28	CC
Benzene	BRL	5.0		ug/L	266015	1	08/28/2018 14:28	CC
Bromodichloromethane	BRL	5.0		ug/L	266015	1	08/28/2018 14:28	CC
Bromoform	BRL	5.0		ug/L	266015	1	08/28/2018 14:28	CC
Bromomethane	BRL	5.0		ug/L	266015	1	08/28/2018 14:28	CC
Carbon disulfide	BRL	5.0		ug/L	266015	1	08/28/2018 14:28	CC
Carbon tetrachloride	BRL	5.0		ug/L	266015	1	08/28/2018 14:28	CC
Chlorobenzene	BRL	5.0		ug/L	266015	1	08/28/2018 14:28	CC
Chloroethane	BRL	10		ug/L	266015	1	08/28/2018 14:28	CC
Chloroform	BRL	5.0		ug/L	266015	1	08/28/2018 14:28	CC
Chloromethane	BRL	10		ug/L	266015	1	08/28/2018 14:28	CC
cis-1,2-Dichloroethene	6.4	5.0		ug/L	266015	1	08/28/2018 14:28	CC
cis-1,3-Dichloropropene	BRL	5.0		ug/L	266015	1	08/28/2018 14:28	CC
Cyclohexane	BRL	5.0		ug/L	266015	1	08/28/2018 14:28	CC
Dibromochloromethane	BRL	5.0		ug/L	266015	1	08/28/2018 14:28	CC
Dichlorodifluoromethane	BRL	10		ug/L	266015	1	08/28/2018 14:28	CC
Ethylbenzene	BRL	5.0		ug/L	266015	1	08/28/2018 14:28	CC
Freon-113	BRL	10		ug/L	266015	1	08/28/2018 14:28	CC
Isopropylbenzene	BRL	5.0		ug/L	266015	1	08/28/2018 14:28	CC
m,p-Xylene	BRL	5.0		ug/L	266015	1	08/28/2018 14:28	CC
Methyl acetate	BRL	5.0		ug/L	266015	1	08/28/2018 14:28	CC
Methyl tert-butyl ether	BRL	5.0		ug/L	266015	1	08/28/2018 14:28	CC
Methylcyclohexane	BRL	5.0		ug/L	266015	1	08/28/2018 14:28	CC
Methylene chloride	BRL	5.0		ug/L	266015	1	08/28/2018 14:28	CC
o-Xylene	BRL	5.0		ug/L	266015	1	08/28/2018 14:28	CC

Qualifiers:

- * Value exceeds maximum contaminant level
- BRL Below reporting limit
- H Holding times for preparation or analysis exceeded
- N Analyte not NELAC certified
- B Analyte detected in the associated method blank
- > Greater than Result value
- E Estimated (value above quantitation range)
- S Spike Recovery outside limits due to matrix
- Narr See case narrative
- NC Not confirmed
- < Less than Result value
- J Estimated value detected below Reporting Limit

Analytical Environmental Services, Inc **Date:** 28-Aug-18

Client:	Environmental Planning Specialists, Inc.	**Client Sample ID:**	18227-DUP-3
Project Name:	Rheem	**Collection Date:**	8/15/2018 12:00:00 PM
Lab ID:	1808H72-030	**Matrix:**	Groundwater

Analyses	Result	Reporting Limit	Qual	Units	BatchID	Dilution Factor	Date Analyzed	Analyst
TCL VOLATILE ORGANICS SW8260B				**(SW5030B)**				
Styrene	BRL	5.0		ug/L	266015	1	08/28/2018 14:28	CC
Tetrachloroethene	BRL	5.0		ug/L	266015	1	08/28/2018 14:28	CC
Toluene	BRL	5.0		ug/L	266015	1	08/28/2018 14:28	CC
trans-1,2-Dichloroethene	BRL	5.0		ug/L	266015	1	08/28/2018 14:28	CC
trans-1,3-Dichloropropene	BRL	5.0		ug/L	266015	1	08/28/2018 14:28	CC
Trichloroethene	500	100		ug/L	266015	20	08/28/2018 15:22	CC
Trichlorofluoromethane	BRL	5.0		ug/L	266015	1	08/28/2018 14:28	CC
Vinyl chloride	BRL	2.0		ug/L	266015	1	08/28/2018 14:28	CC
Surr: 4-Bromofluorobenzene	81.9	68-127		%REC	266015	1	08/28/2018 14:28	CC
Surr: 4-Bromofluorobenzene	80.5	68-127		%REC	266015	20	08/28/2018 15:22	CC
Surr: Dibromofluoromethane	89.9	84.4-122		%REC	266015	1	08/28/2018 14:28	CC
Surr: Dibromofluoromethane	98	84.4-122		%REC	266015	20	08/28/2018 15:22	CC
Surr: Toluene-d8	90.4	80.1-116		%REC	266015	1	08/28/2018 14:28	CC
Surr: Toluene-d8	93.9	80.1-116		%REC	266015	20	08/28/2018 15:22	CC

Qualifiers:

*	Value exceeds maximum contaminant level	E	Estimated (value above quantitation range)
BRL	Below reporting limit	S	Spike Recovery outside limits due to matrix
H	Holding times for preparation or analysis exceeded	Narr	See case narrative
N	Analyte not NELAC certified	NC	Not confirmed
B	Analyte detected in the associated method blank	<	Less than Result value
>	Greater than Result value	J	Estimated value detected below Reporting Limit

Analytical Environmental Services, Inc **Date:** 28-Aug-18

Client:	Environmental Planning Specialists, Inc.	**Client Sample ID:**	18228-Trip Blank
Project Name:	Rheem	**Collection Date:**	8/16/2018
Lab ID:	1808H72-031	**Matrix:**	Aqueous

Analyses	Result	Reporting Limit	Qual	Units	BatchID	Dilution Factor	Date Analyzed	Analyst
TCL VOLATILE ORGANICS SW8260B				**(SW5030B)**				
1,1,1-Trichloroethane	BRL	5.0		ug/L	266015	1	08/23/2018 02:28	CC
1,1,2,2-Tetrachloroethane	BRL	5.0		ug/L	266015	1	08/23/2018 02:28	CC
1,1,2-Trichloroethane	BRL	5.0		ug/L	266015	1	08/23/2018 02:28	CC
1,1-Dichloroethane	BRL	5.0		ug/L	266015	1	08/23/2018 02:28	CC
1,1-Dichloroethene	BRL	5.0		ug/L	266015	1	08/23/2018 02:28	CC
1,2,4-Trichlorobenzene	BRL	5.0		ug/L	266015	1	08/23/2018 02:28	CC
1,2-Dibromo-3-chloropropane	BRL	5.0		ug/L	266015	1	08/23/2018 02:28	CC
1,2-Dibromoethane	BRL	5.0		ug/L	266015	1	08/23/2018 02:28	CC
1,2-Dichlorobenzene	BRL	5.0		ug/L	266015	1	08/23/2018 02:28	CC
1,2-Dichloroethane	BRL	5.0		ug/L	266015	1	08/23/2018 02:28	CC
1,2-Dichloropropane	BRL	5.0		ug/L	266015	1	08/23/2018 02:28	CC
1,3-Dichlorobenzene	BRL	5.0		ug/L	266015	1	08/23/2018 02:28	CC
1,4-Dichlorobenzene	BRL	5.0		ug/L	266015	1	08/23/2018 02:28	CC
2-Butanone	BRL	50		ug/L	266015	1	08/23/2018 02:28	CC
2-Hexanone	BRL	10		ug/L	266015	1	08/23/2018 02:28	CC
4-Methyl-2-pentanone	BRL	10		ug/L	266015	1	08/23/2018 02:28	CC
Acetone	BRL	50		ug/L	266015	1	08/23/2018 02:28	CC
Benzene	BRL	5.0		ug/L	266015	1	08/23/2018 02:28	CC
Bromodichloromethane	BRL	5.0		ug/L	266015	1	08/23/2018 02:28	CC
Bromoform	BRL	5.0		ug/L	266015	1	08/23/2018 02:28	CC
Bromomethane	BRL	5.0		ug/L	266015	1	08/23/2018 02:28	CC
Carbon disulfide	BRL	5.0		ug/L	266015	1	08/23/2018 02:28	CC
Carbon tetrachloride	BRL	5.0		ug/L	266015	1	08/23/2018 02:28	CC
Chlorobenzene	BRL	5.0		ug/L	266015	1	08/23/2018 02:28	CC
Chloroethane	BRL	10		ug/L	266015	1	08/23/2018 02:28	CC
Chloroform	BRL	5.0		ug/L	266015	1	08/23/2018 02:28	CC
Chloromethane	BRL	10		ug/L	266015	1	08/23/2018 02:28	CC
cis-1,2-Dichloroethene	BRL	5.0		ug/L	266015	1	08/23/2018 02:28	CC
cis-1,3-Dichloropropene	BRL	5.0		ug/L	266015	1	08/23/2018 02:28	CC
Cyclohexane	BRL	5.0		ug/L	266015	1	08/23/2018 02:28	CC
Dibromochloromethane	BRL	5.0		ug/L	266015	1	08/23/2018 02:28	CC
Dichlorodifluoromethane	BRL	10		ug/L	266015	1	08/23/2018 02:28	CC
Ethylbenzene	BRL	5.0		ug/L	266015	1	08/23/2018 02:28	CC
Freon-113	BRL	10		ug/L	266015	1	08/23/2018 02:28	CC
Isopropylbenzene	BRL	5.0		ug/L	266015	1	08/23/2018 02:28	CC
m,p-Xylene	BRL	5.0		ug/L	266015	1	08/23/2018 02:28	CC
Methyl acetate	BRL	5.0		ug/L	266015	1	08/23/2018 02:28	CC
Methyl tert-butyl ether	BRL	5.0		ug/L	266015	1	08/23/2018 02:28	CC
Methylcyclohexane	BRL	5.0		ug/L	266015	1	08/23/2018 02:28	CC
Methylene chloride	BRL	5.0		ug/L	266015	1	08/23/2018 02:28	CC
o-Xylene	BRL	5.0		ug/L	266015	1	08/23/2018 02:28	CC

Qualifiers:

- * Value exceeds maximum contaminant level
- BRL Below reporting limit
- H Holding times for preparation or analysis exceeded
- N Analyte not NELAC certified
- B Analyte detected in the associated method blank
- > Greater than Result value
- E Estimated (value above quantitation range)
- S Spike Recovery outside limits due to matrix
- Narr See case narrative
- NC Not confirmed
- < Less than Result value
- J Estimated value detected below Reporting Limit

Analytical Environmental Services, Inc **Date:** 28-Aug-18

Client:	Environmental Planning Specialists, Inc.	**Client Sample ID:**	18228-Trip Blank
Project Name:	Rheem	**Collection Date:**	8/16/2018
Lab ID:	1808H72-031	**Matrix:**	Aqueous

Analyses	Result	Reporting Limit	Qual	Units	BatchID	Dilution Factor	Date Analyzed	Analyst
TCL VOLATILE ORGANICS SW8260B				**(SW5030B)**				
Styrene	BRL	5.0		ug/L	266015	1	08/23/2018 02:28	CC
Tetrachloroethene	BRL	5.0		ug/L	266015	1	08/23/2018 02:28	CC
Toluene	BRL	5.0		ug/L	266015	1	08/23/2018 02:28	CC
trans-1,2-Dichloroethene	BRL	5.0		ug/L	266015	1	08/23/2018 02:28	CC
trans-1,3-Dichloropropene	BRL	5.0		ug/L	266015	1	08/23/2018 02:28	CC
Trichloroethene	BRL	5.0		ug/L	266015	1	08/23/2018 02:28	CC
Trichlorofluoromethane	BRL	5.0		ug/L	266015	1	08/23/2018 02:28	CC
Vinyl chloride	BRL	2.0		ug/L	266015	1	08/23/2018 02:28	CC
Surr: 4-Bromofluorobenzene	84.4	68-127		%REC	266015	1	08/23/2018 02:28	CC
Surr: Dibromofluoromethane	99.4	84.4-122		%REC	266015	1	08/23/2018 02:28	CC
Surr: Toluene-d8	104	80.1-116		%REC	266015	1	08/23/2018 02:28	CC

Qualifiers:

*	Value exceeds maximum contaminant level	E	Estimated (value above quantitation range)
BRL	Below reporting limit	S	Spike Recovery outside limits due to matrix
H	Holding times for preparation or analysis exceeded	Narr	See case narrative
N	Analyte not NELAC certified	NC	Not confirmed
B	Analyte detected in the associated method blank	<	Less than Result value
>	Greater than Result value	J	Estimated value detected below Reporting Limit

Analytical Environmental Services, Inc **Date:** 28-Aug-18

Client:	Environmental Planning Specialists, Inc.	**Client Sample ID:**	18228-Equipment Blank
Project Name:	Rheem	**Collection Date:**	8/16/2018 8:20:00 AM
Lab ID:	1808H72-032	**Matrix:**	Aqueous

Analyses	Result	Reporting Limit	Qual	Units	BatchID	Dilution Factor	Date Analyzed	Analyst
TCL VOLATILE ORGANICS SW8260B				**(SW5030B)**				
1,1,1-Trichloroethane	BRL	5.0		ug/L	266015	1	08/23/2018 02:55	CC
1,1,2,2-Tetrachloroethane	BRL	5.0		ug/L	266015	1	08/23/2018 02:55	CC
1,1,2-Trichloroethane	BRL	5.0		ug/L	266015	1	08/23/2018 02:55	CC
1,1-Dichloroethane	BRL	5.0		ug/L	266015	1	08/23/2018 02:55	CC
1,1-Dichloroethene	BRL	5.0		ug/L	266015	1	08/23/2018 02:55	CC
1,2,4-Trichlorobenzene	BRL	5.0		ug/L	266015	1	08/23/2018 02:55	CC
1,2-Dibromo-3-chloropropane	BRL	5.0		ug/L	266015	1	08/23/2018 02:55	CC
1,2-Dibromoethane	BRL	5.0		ug/L	266015	1	08/23/2018 02:55	CC
1,2-Dichlorobenzene	BRL	5.0		ug/L	266015	1	08/23/2018 02:55	CC
1,2-Dichloroethane	BRL	5.0		ug/L	266015	1	08/23/2018 02:55	CC
1,2-Dichloropropane	BRL	5.0		ug/L	266015	1	08/23/2018 02:55	CC
1,3-Dichlorobenzene	BRL	5.0		ug/L	266015	1	08/23/2018 02:55	CC
1,4-Dichlorobenzene	BRL	5.0		ug/L	266015	1	08/23/2018 02:55	CC
2-Butanone	BRL	50		ug/L	266015	1	08/23/2018 02:55	CC
2-Hexanone	BRL	10		ug/L	266015	1	08/23/2018 02:55	CC
4-Methyl-2-pentanone	BRL	10		ug/L	266015	1	08/23/2018 02:55	CC
Acetone	BRL	50		ug/L	266015	1	08/23/2018 02:55	CC
Benzene	BRL	5.0		ug/L	266015	1	08/23/2018 02:55	CC
Bromodichloromethane	BRL	5.0		ug/L	266015	1	08/23/2018 02:55	CC
Bromoform	BRL	5.0		ug/L	266015	1	08/23/2018 02:55	CC
Bromomethane	BRL	5.0		ug/L	266015	1	08/23/2018 02:55	CC
Carbon disulfide	BRL	5.0		ug/L	266015	1	08/23/2018 02:55	CC
Carbon tetrachloride	BRL	5.0		ug/L	266015	1	08/23/2018 02:55	CC
Chlorobenzene	BRL	5.0		ug/L	266015	1	08/23/2018 02:55	CC
Chloroethane	BRL	10		ug/L	266015	1	08/23/2018 02:55	CC
Chloroform	BRL	5.0		ug/L	266015	1	08/23/2018 02:55	CC
Chloromethane	BRL	10		ug/L	266015	1	08/23/2018 02:55	CC
cis-1,2-Dichloroethene	BRL	5.0		ug/L	266015	1	08/23/2018 02:55	CC
cis-1,3-Dichloropropene	BRL	5.0		ug/L	266015	1	08/23/2018 02:55	CC
Cyclohexane	BRL	5.0		ug/L	266015	1	08/23/2018 02:55	CC
Dibromochloromethane	BRL	5.0		ug/L	266015	1	08/23/2018 02:55	CC
Dichlorodifluoromethane	BRL	10		ug/L	266015	1	08/23/2018 02:55	CC
Ethylbenzene	BRL	5.0		ug/L	266015	1	08/23/2018 02:55	CC
Freon-113	BRL	10		ug/L	266015	1	08/23/2018 02:55	CC
Isopropylbenzene	BRL	5.0		ug/L	266015	1	08/23/2018 02:55	CC
m,p-Xylene	BRL	5.0		ug/L	266015	1	08/23/2018 02:55	CC
Methyl acetate	BRL	5.0		ug/L	266015	1	08/23/2018 02:55	CC
Methyl tert-butyl ether	BRL	5.0		ug/L	266015	1	08/23/2018 02:55	CC
Methylcyclohexane	BRL	5.0		ug/L	266015	1	08/23/2018 02:55	CC
Methylene chloride	BRL	5.0		ug/L	266015	1	08/23/2018 02:55	CC
o-Xylene	BRL	5.0		ug/L	266015	1	08/23/2018 02:55	CC

Qualifiers:

- * Value exceeds maximum contaminant level
- BRL Below reporting limit
- H Holding times for preparation or analysis exceeded
- N Analyte not NELAC certified
- B Analyte detected in the associated method blank
- > Greater than Result value
- E Estimated (value above quantitation range)
- S Spike Recovery outside limits due to matrix
- Narr See case narrative
- NC Not confirmed
- < Less than Result value
- J Estimated value detected below Reporting Limit

Analytical Environmental Services, Inc **Date:** 28-Aug-18

Client:	Environmental Planning Specialists, Inc.	**Client Sample ID:**	18228-Equipment Blank
Project Name:	Rheem	**Collection Date:**	8/16/2018 8:20:00 AM
Lab ID:	1808H72-032	**Matrix:**	Aqueous

Analyses	Result	Reporting Limit	Qual	Units	BatchID	Dilution Factor	Date Analyzed	Analyst
TCL VOLATILE ORGANICS SW8260B				**(SW5030B)**				
Styrene	BRL	5.0		ug/L	266015	1	08/23/2018 02:55	CC
Tetrachloroethene	BRL	5.0		ug/L	266015	1	08/23/2018 02:55	CC
Toluene	BRL	5.0		ug/L	266015	1	08/23/2018 02:55	CC
trans-1,2-Dichloroethene	BRL	5.0		ug/L	266015	1	08/23/2018 02:55	CC
trans-1,3-Dichloropropene	BRL	5.0		ug/L	266015	1	08/23/2018 02:55	CC
Trichloroethene	BRL	5.0		ug/L	266015	1	08/23/2018 02:55	CC
Trichlorofluoromethane	BRL	5.0		ug/L	266015	1	08/23/2018 02:55	CC
Vinyl chloride	BRL	2.0		ug/L	266015	1	08/23/2018 02:55	CC
Surr: 4-Bromofluorobenzene	93.5	68-127		%REC	266015	1	08/23/2018 02:55	CC
Surr: Dibromofluoromethane	96.2	84.4-122		%REC	266015	1	08/23/2018 02:55	CC
Surr: Toluene-d8	97.2	80.1-116		%REC	266015	1	08/23/2018 02:55	CC

Qualifiers:

*	Value exceeds maximum contaminant level	E	Estimated (value above quantitation range)
BRL	Below reporting limit	S	Spike Recovery outside limits due to matrix
H	Holding times for preparation or analysis exceeded	Narr	See case narrative
N	Analyte not NELAC certified	NC	Not confirmed
B	Analyte detected in the associated method blank	<	Less than Result value
>	Greater than Result value	J	Estimated value detected below Reporting Limit

Clear Save as

ANALYTICAL ENVIRONMENTAL SERVICES, INC. AES

SAMPLE/COOLER RECEIPT CHECKLIST

1. Client Name: **Environmental Planning Specialists, Inc.** AES Work Order Number: **1808H72**

2. Carrier: FedEx ☐ UPS ☐ USPS ☐ Client ■ Courier ☐ Other _____

		Yes	No	N/A	Details	Comments
3.	Shipping container/cooler received in good condition?	●	○	○	damaged ☐ leaking ☐ other ☐	
4.	Custody seals present on shipping container?	○	●	○		
5.	Custody seals intact on shipping container?	○	○	●		
6.	Temperature blanks present?	●	○	○		
7.	Cooler temperature(s) within limits of 0-6°C? [See item 13 and 14 for temperature recordings.]	●	○	○	Cooling initiated for recently collected samples / ice present ☐	
8.	Chain of Custody (COC) present?	●	○	○		
9.	Chain of Custody signed, dated, and timed when relinquished and received?	●	○	○		
10.	Sampler name and/or signature on COC?	●	○	○		
11.	Were all samples received within holding time?	●	○	○		
12.	TAT marked on the COC?	●	○	○	If no TAT indicated, proceeded with standard TAT per Terms & Conditions. ☐	

13. Cooler 1 Temperature 4.5 °C Cooler 2 Temperature _____ °C Cooler 3 Temperature _____ °C Cooler 4 Temperature _____ °C

14. Cooler 5 Temperature _____ °C Cooler 6 Temperature _____ °C Cooler 7 Temperature _____ °C Cooler 8 Temperature _____ °C

15. Comments: _____

I certify that I have completed sections 1-15 (dated initials). MA 8/17/18

		Yes	No	N/A	Details	Comments
16.	Were sample containers intact upon receipt?	●	○	○		
17.	Custody seals present on sample containers?	○	●	○		
18.	Custody seals intact on sample containers?	○	○	●		
19.	Do sample container labels match the COC?	●	○	○	incomplete info ☐ illegible ☐ no label ☐ other ☐	
20.	Are analyses requested indicated on the COC?	●	○	○		
21.	Were all of the samples listed on the COC received?	●	○	○	samples received but not listed on COC ☐ samples listed on COC not received ☐	
22.	Was the sample collection date/time noted?	●	○	○		
23.	Did we receive sufficient sample volume for indicated analyses?	●	○	○		
24.	Were samples received in appropriate containers?	●	○	○		
25.	Were VOA samples received without headspace (< 1/4" bubble)?	●	○	○		
26.	Were trip blanks submitted?	●	○	○	listed on COC ■ not listed on COC ☐	

27. Comments: _____

This section only applies to samples where pH can be checked at Sample Receipt.

I certify that I have completed sections 16-27 (dated initials). EMW 8/17/18

		Yes	No	N/A	Details	Comments
28.	Have containers needing chemical preservation been checked? *	○	○	●		
29.	Containers meet preservation guidelines?	○	○	●		
30.	Was pH adjusted at Sample Receipt?	○	○	●		

* Note: Certain analyses require chemical preservation but must be checked in the laboratory and not upon Sample Receipt such as Coliforms, VOCs and Oil & Grease/TPH.

I certify that I have completed sections 28-30 (dated initials). EMW 8/17/18

Checklist 6.9.17 Rev 2

Locked

Client: Environmental Planning Specialists, Inc.
Project Name: Rheem
Workorder: 1808H72

ANALYTICAL QC SUMMARY REPORT

BatchID: 266015

Sample ID: **MB-266015** Client ID: Units: **ug/L** Prep Date: **08/23/2018** Run No: **378373**
SampleType: **MBLK** TestCode: **TCL VOLATILE ORGANICS SW8260B** BatchID: **266015** Analysis Date: **08/23/2018** Seq No: **8423762**

Analyte	Result	RPT Limit	SPK value	SPK Ref Val	%REC	Low Limit	High Limit	RPD Ref Val	%RPD	RPD Limit	Qual
1,1,1-Trichloroethane	BRL	5.0									
1,1,2,2-Tetrachloroethane	BRL	5.0									
1,1,2-Trichloroethane	BRL	5.0									
1,1-Dichloroethane	BRL	5.0									
1,1-Dichloroethene	BRL	5.0									
1,2,4-Trichlorobenzene	BRL	5.0									
1,2-Dibromo-3-chloropropane	BRL	5.0									
1,2-Dibromoethane	BRL	5.0									
1,2-Dichlorobenzene	BRL	5.0									
1,2-Dichloroethane	BRL	5.0									
1,2-Dichloropropane	BRL	5.0									
1,3-Dichlorobenzene	BRL	5.0									
1,4-Dichlorobenzene	BRL	5.0									
2-Butanone	BRL	50									
2-Hexanone	BRL	10									
4-Methyl-2-pentanone	BRL	10									
Acetone	BRL	50									
Benzene	BRL	5.0									
Bromodichloromethane	BRL	5.0									
Bromoform	BRL	5.0									
Bromomethane	BRL	5.0									
Carbon disulfide	BRL	5.0									
Carbon tetrachloride	BRL	5.0									
Chlorobenzene	BRL	5.0									
Chloroethane	BRL	10									
Chloroform	BRL	5.0									
Chloromethane	BRL	10									

Qualifiers:

>	Greater than Result value	<	Less than Result value	B	Analyte detected in the associated method blank
BRL	Below reporting limit	E	Estimated (value above quantitation range)	H	Holding times for preparation or analysis exceeded
J	Estimated value detected below Reporting Limit	N	Analyte not NELAC certified	R	RPD outside limits due to matrix
Rpt Lim	Reporting Limit	S	Spike Recovery outside limits due to matrix		

Client: Environmental Planning Specialists, Inc.
Project Name: Rheem
Workorder: 1808H72

ANALYTICAL QC SUMMARY REPORT

BatchID: 266015

Sample ID: **MB-266015** Client ID: Units: **ug/L** Prep Date: **08/23/2018** Run No: **378373**
SampleType: **MBLK** TestCode: **TCL VOLATILE ORGANICS SW8260B** BatchID: **266015** Analysis Date: **08/23/2018** Seq No: **8423762**

Analyte	Result	RPT Limit	SPK value	SPK Ref Val	%REC	Low Limit	High Limit	RPD Ref Val	%RPD	RPD Limit	Qual
cis-1,2-Dichloroethene	BRL	5.0									
cis-1,3-Dichloropropene	BRL	5.0									
Cyclohexane	BRL	5.0									
Dibromochloromethane	BRL	5.0									
Dichlorodifluoromethane	BRL	10									
Ethylbenzene	BRL	5.0									
Freon-113	BRL	10									
Isopropylbenzene	BRL	5.0									
m,p-Xylene	BRL	5.0									
Methyl acetate	BRL	5.0									
Methyl tert-butyl ether	BRL	5.0									
Methylcyclohexane	BRL	5.0									
Methylene chloride	BRL	5.0									
o-Xylene	BRL	5.0									
Styrene	BRL	5.0									
Tetrachloroethene	BRL	5.0									
Toluene	BRL	5.0									
trans-1,2-Dichloroethene	BRL	5.0									
trans-1,3-Dichloropropene	BRL	5.0									
Trichloroethene	BRL	5.0									
Trichlorofluoromethane	BRL	5.0									
Vinyl chloride	BRL	2.0									
Surr: 4-Bromofluorobenzene	45.97	0	50.00		91.9	68	127				
Surr: Dibromofluoromethane	47.24	0	50.00		94.5	84.4	122				
Surr: Toluene-d8	48.69	0	50.00		97.4	80.1	116				

Qualifiers:

>	Greater than Result value	<	Less than Result value	B	Analyte detected in the associated method blank
BRL	Below reporting limit	E	Estimated (value above quantitation range)	H	Holding times for preparation or analysis exceeded
J	Estimated value detected below Reporting Limit	N	Analyte not NELAC certified	R	RPD outside limits due to matrix
Rpt Lim	Reporting Limit	S	Spike Recovery outside limits due to matrix		

Client: Environmental Planning Specialists, Inc.
Project Name: Rheem
Workorder: 1808H72

ANALYTICAL QC SUMMARY REPORT

BatchID: 266015

Sample ID: **LCS-266015** Client ID: Units: **ug/L** Prep Date: **08/23/2018** Run No: **378373**
SampleType: **LCS** TestCode: **TCL VOLATILE ORGANICS SW8260B** BatchID: **266015** Analysis Date: **08/23/2018** Seq No: **8423761**

Analyte	Result	RPT Limit	SPK value	SPK Ref Val	%REC	Low Limit	High Limit	RPD Ref Val	%RPD	RPD Limit	Qual
1,1-Dichloroethene	51.40	5.0	50.00		103	69	136				
Benzene	50.30	5.0	50.00		101	73.7	126				
Chlorobenzene	49.42	5.0	50.00		98.8	73.5	124				
Toluene	55.37	5.0	50.00		111	76.8	125				
Trichloroethene	48.78	5.0	50.00		97.6	70.9	124				
Surr: 4-Bromofluorobenzene	46.76	0	50.00		93.5	68	127				
Surr: Dibromofluoromethane	46.68	0	50.00		93.4	84.4	122				
Surr: Toluene-d8	50.71	0	50.00		101	80.1	116				

Sample ID: **1808H72-028AMS** Client ID: **18227-MW-7** Units: **ug/L** Prep Date: **08/23/2018** Run No: **378373**
SampleType: **MS** TestCode: **TCL VOLATILE ORGANICS SW8260B** BatchID: **266015** Analysis Date: **08/23/2018** Seq No: **8424269**

Analyte	Result	RPT Limit	SPK value	SPK Ref Val	%REC	Low Limit	High Limit	RPD Ref Val	%RPD	RPD Limit	Qual
1,1-Dichloroethene	4709	500	5000		94.2	65.7	143				
Benzene	4860	500	5000		97.2	66.1	137				
Chlorobenzene	4516	500	5000		90.3	70.9	132				
Toluene	4895	500	5000		97.9	63.8	141				
Trichloroethene	5238	500	5000	724.0	90.3	70.6	128				
Surr: 4-Bromofluorobenzene	4518	0	5000		90.4	68	127				
Surr: Dibromofluoromethane	4619	0	5000		92.4	84.4	122				
Surr: Toluene-d8	4995	0	5000		99.9	80.1	116				

Sample ID: **1808H72-028AMSD** Client ID: **18227-MW-7** Units: **ug/L** Prep Date: **08/23/2018** Run No: **378373**
SampleType: **MSD** TestCode: **TCL VOLATILE ORGANICS SW8260B** BatchID: **266015** Analysis Date: **08/23/2018** Seq No: **8424270**

Analyte	Result	RPT Limit	SPK value	SPK Ref Val	%REC	Low Limit	High Limit	RPD Ref Val	%RPD	RPD Limit	Qual
1,1-Dichloroethene	4498	500	5000		90.0	65.7	143	4709	4.58	17.7	
Benzene	4888	500	5000		97.8	66.1	137	4860	0.574	20	

Qualifiers:

>	Greater than Result value	<	Less than Result value	B	Analyte detected in the associated method blank
BRL	Below reporting limit	E	Estimated (value above quantitation range)	H	Holding times for preparation or analysis exceeded
J	Estimated value detected below Reporting Limit	N	Analyte not NELAC certified	R	RPD outside limits due to matrix
Rpt Lim	Reporting Limit	S	Spike Recovery outside limits due to matrix		

Client: Environmental Planning Specialists, Inc.
Project Name: Rheem
Workorder: 1808H72

ANALYTICAL QC SUMMARY REPORT

BatchID: 266015

Sample ID: **1808H72-028AMSD** Client ID: **18227-MW-7** Units: **ug/L** Prep Date: **08/23/2018** Run No: **378373**
SampleType: **MSD** TestCode: **TCL VOLATILE ORGANICS SW8260B** BatchID: **266015** Analysis Date: **08/23/2018** Seq No: **8424270**

Analyte	Result	RPT Limit	SPK value	SPK Ref Val	%REC	Low Limit	High Limit	RPD Ref Val	%RPD	RPD Limit	Qual
Chlorobenzene	4624	500	5000		92.5	70.9	132	4516	2.36	20	
Toluene	4845	500	5000		96.9	63.8	141	4895	1.03	20	
Trichloroethene	4955	500	5000	724.0	84.6	70.6	128	5238	5.55	20	
Surr: 4-Bromofluorobenzene	4624	0	5000		92.5	68	127	4518	0	0	
Surr: Dibromofluoromethane	4502	0	5000		90.0	84.4	122	4619	0	0	
Surr: Toluene-d8	4676	0	5000		93.5	80.1	116	4995	0	0	

Qualifiers:

>	Greater than Result value	<	Less than Result value	B	Analyte detected in the associated method blank
BRL	Below reporting limit	E	Estimated (value above quantitation range)	H	Holding times for preparation or analysis exceeded
J	Estimated value detected below Reporting Limit	N	Analyte not NELAC certified	R	RPD outside limits due to matrix
Rpt Lim	Reporting Limit	S	Spike Recovery outside limits due to matrix		

Client: Environmental Planning Specialists, Inc.
Project Name: Rheem
Workorder: 1808H72

ANALYTICAL QC SUMMARY REPORT

BatchID: 266068

Sample ID: **MB-266068** Client ID: Units: **ug/L** Prep Date: **08/23/2018** Run No: **378429**
SampleType: **MBLK** TestCode: **TCL VOLATILE ORGANICS SW8260B** BatchID: **266068** Analysis Date: **08/23/2018** Seq No: **8425948**

Analyte	Result	RPT Limit	SPK value	SPK Ref Val	%REC	Low Limit	High Limit	RPD Ref Val	%RPD	RPD Limit	Qual
1,1,1-Trichloroethane	BRL	5.0									
1,1,2,2-Tetrachloroethane	BRL	5.0									
1,1,2-Trichloroethane	BRL	5.0									
1,1-Dichloroethane	BRL	5.0									
1,1-Dichloroethene	BRL	5.0									
1,2,4-Trichlorobenzene	BRL	5.0									
1,2-Dibromo-3-chloropropane	BRL	5.0									
1,2-Dibromoethane	BRL	5.0									
1,2-Dichlorobenzene	BRL	5.0									
1,2-Dichloroethane	BRL	5.0									
1,2-Dichloropropane	BRL	5.0									
1,3-Dichlorobenzene	BRL	5.0									
1,4-Dichlorobenzene	BRL	5.0									
2-Butanone	BRL	50									
2-Hexanone	BRL	10									
4-Methyl-2-pentanone	BRL	10									
Acetone	BRL	50									
Benzene	BRL	5.0									
Bromodichloromethane	BRL	5.0									
Bromoform	BRL	5.0									
Bromomethane	BRL	5.0									
Carbon disulfide	BRL	5.0									
Carbon tetrachloride	BRL	5.0									
Chlorobenzene	BRL	5.0									
Chloroethane	BRL	10									
Chloroform	BRL	5.0									
Chloromethane	BRL	10									

Qualifiers:

>	Greater than Result value	<	Less than Result value	B	Analyte detected in the associated method blank
BRL	Below reporting limit	E	Estimated (value above quantitation range)	H	Holding times for preparation or analysis exceeded
J	Estimated value detected below Reporting Limit	N	Analyte not NELAC certified	R	RPD outside limits due to matrix
Rpt Lim	Reporting Limit	S	Spike Recovery outside limits due to matrix		

Client: Environmental Planning Specialists, Inc.
Project Name: Rheem
Workorder: 1808H72

ANALYTICAL QC SUMMARY REPORT

BatchID: 266068

Sample ID: **MB-266068** Client ID: Units: **ug/L** Prep Date: **08/23/2018** Run No: **378429**
SampleType: **MBLK** TestCode: **TCL VOLATILE ORGANICS SW8260B** BatchID: **266068** Analysis Date: **08/23/2018** Seq No: **8425948**

Analyte	Result	RPT Limit	SPK value	SPK Ref Val	%REC	Low Limit	High Limit	RPD Ref Val	%RPD	RPD Limit	Qual
cis-1,2-Dichloroethene	BRL	5.0									
cis-1,3-Dichloropropene	BRL	5.0									
Cyclohexane	BRL	5.0									
Dibromochloromethane	BRL	5.0									
Dichlorodifluoromethane	BRL	10									
Ethylbenzene	BRL	5.0									
Freon-113	BRL	10									
Isopropylbenzene	BRL	5.0									
m,p-Xylene	BRL	5.0									
Methyl acetate	BRL	5.0									
Methyl tert-butyl ether	BRL	5.0									
Methylcyclohexane	BRL	5.0									
Methylene chloride	BRL	5.0									
o-Xylene	BRL	5.0									
Styrene	BRL	5.0									
Tetrachloroethene	BRL	5.0									
Toluene	BRL	5.0									
trans-1,2-Dichloroethene	BRL	5.0									
trans-1,3-Dichloropropene	BRL	5.0									
Trichloroethene	BRL	5.0									
Trichlorofluoromethane	BRL	5.0									
Vinyl chloride	BRL	2.0									
Surr: 4-Bromofluorobenzene	41.46	0	50.00		82.9	68	127				
Surr: Dibromofluoromethane	48.27	0	50.00		96.5	84.4	122				
Surr: Toluene-d8	51.50	0	50.00		103	80.1	116				

Qualifiers:

>	Greater than Result value	<	Less than Result value	B	Analyte detected in the associated method blank
BRL	Below reporting limit	E	Estimated (value above quantitation range)	H	Holding times for preparation or analysis exceeded
J	Estimated value detected below Reporting Limit	N	Analyte not NELAC certified	R	RPD outside limits due to matrix
Rpt Lim	Reporting Limit	S	Spike Recovery outside limits due to matrix		

Client: Environmental Planning Specialists, Inc.
Project Name: Rheem
Workorder: 1808H72

ANALYTICAL QC SUMMARY REPORT

BatchID: 266068

Sample ID: **LCS-266068** Client ID: Units: **ug/L** Prep Date: **08/23/2018** Run No: **378429**
SampleType: **LCS** TestCode: **TCL VOLATILE ORGANICS SW8260B** BatchID: **266068** Analysis Date: **08/23/2018** Seq No: **8425814**

Analyte	Result	RPT Limit	SPK value	SPK Ref Val	%REC	Low Limit	High Limit	RPD Ref Val	%RPD	RPD Limit	Qual
1,1-Dichloroethene	39.19	5.0	50.00		78.4	69	136				
Benzene	42.76	5.0	50.00		85.5	73.7	126				
Chlorobenzene	44.82	5.0	50.00		89.6	73.5	124				
Toluene	43.43	5.0	50.00		86.9	76.8	125				
Trichloroethene	39.30	5.0	50.00		78.6	70.9	124				
Surr: 4-Bromofluorobenzene	42.50	0	50.00		85.0	68	127				
Surr: Dibromofluoromethane	45.45	0	50.00		90.9	84.4	122				
Surr: Toluene-d8	50.58	0	50.00		101	80.1	116				

Sample ID: **1808H72-001AMS** Client ID: **18222-MW-40C** Units: **ug/L** Prep Date: **08/23/2018** Run No: **378429**
SampleType: **MS** TestCode: **TCL VOLATILE ORGANICS SW8260B** BatchID: **266068** Analysis Date: **08/23/2018** Seq No: **8425822**

Analyte	Result	RPT Limit	SPK value	SPK Ref Val	%REC	Low Limit	High Limit	RPD Ref Val	%RPD	RPD Limit	Qual
1,1-Dichloroethene	3914	500	5000		78.3	65.7	143				
Benzene	3995	500	5000		79.9	66.1	137				
Chlorobenzene	4690	500	5000		93.8	70.9	132				
Toluene	4235	500	5000		84.7	63.8	141				
Trichloroethene	3823	500	5000		76.5	70.6	128				
Surr: 4-Bromofluorobenzene	4333	0	5000		86.7	68	127				
Surr: Dibromofluoromethane	4566	0	5000		91.3	84.4	122				
Surr: Toluene-d8	4732	0	5000		94.6	80.1	116				

Sample ID: **1808H72-001AMSD** Client ID: **18222-MW-40C** Units: **ug/L** Prep Date: **08/23/2018** Run No: **378429**
SampleType: **MSD** TestCode: **TCL VOLATILE ORGANICS SW8260B** BatchID: **266068** Analysis Date: **08/23/2018** Seq No: **8425823**

Analyte	Result	RPT Limit	SPK value	SPK Ref Val	%REC	Low Limit	High Limit	RPD Ref Val	%RPD	RPD Limit	Qual
1,1-Dichloroethene	3921	500	5000		78.4	65.7	143	3914	0.179	17.7	
Benzene	4041	500	5000		80.8	66.1	137	3995	1.14	20	

Qualifiers:

>	Greater than Result value	<	Less than Result value	B	Analyte detected in the associated method blank
BRL	Below reporting limit	E	Estimated (value above quantitation range)	H	Holding times for preparation or analysis exceeded
J	Estimated value detected below Reporting Limit	N	Analyte not NELAC certified	R	RPD outside limits due to matrix
Rpt Lim	Reporting Limit	S	Spike Recovery outside limits due to matrix		

Client: Environmental Planning Specialists, Inc.
Project Name: Rheem
Workorder: 1808H72

ANALYTICAL QC SUMMARY REPORT

BatchID: 266068

Sample ID: **1808H72-001AMSD** Client ID: **18222-MW-40C** Units: **ug/L** Prep Date: **08/23/2018** Run No: **378429**
SampleType: **MSD** TestCode: **TCL VOLATILE ORGANICS SW8260B** BatchID: **266068** Analysis Date: **08/23/2018** Seq No: **8425823**

Analyte	Result	RPT Limit	SPK value	SPK Ref Val	%REC	Low Limit	High Limit	RPD Ref Val	%RPD	RPD Limit	Qual
Chlorobenzene	4351	500	5000		87.0	70.9	132	4690	7.50	20	
Toluene	4334	500	5000		86.7	63.8	141	4235	2.31	20	
Trichloroethene	3948	500	5000		79.0	70.6	128	3823	3.22	20	
Surr: 4-Bromofluorobenzene	4216	0	5000		84.3	68	127	4333	0	0	
Surr: Dibromofluoromethane	4634	0	5000		92.7	84.4	122	4566	0	0	
Surr: Toluene-d8	4727	0	5000		94.5	80.1	116	4732	0	0	

Qualifiers:

>	Greater than Result value	<	Less than Result value	B	Analyte detected in the associated method blank
BRL	Below reporting limit	E	Estimated (value above quantitation range)	H	Holding times for preparation or analysis exceeded
J	Estimated value detected below Reporting Limit	N	Analyte not NELAC certified	R	RPD outside limits due to matrix
Rpt Lim	Reporting Limit	S	Spike Recovery outside limits due to matrix		

Bioremediation Performance Monitoring

AES

ANALYTICAL ENVIRONMENTAL SERVICES, INC.

August 31, 2018

Justin Vickery
Environmental Planning Specialists, Inc.

400 Northridge Rd
Sandy Springs GA 30350

RE: Rheem

Dear Justin Vickery: Order No: 1808K61

Analytical Environmental Services, Inc. received 22 samples on 8/22/2018 10:25:00 AM for the analyses presented in following report.

No problems were encountered during the analyses. Additionally, all results for the associated Quality Control samples were within EPA and/or AES established limits. Any discrepancies associated with the analyses contained herein will be noted and submitted in the form of a project Case Narrative.
AES's accreditations are as follows:
-NELAP/State of Florida Laboratory ID E87582 for analysis of Non-Potable Water, Solid & Chemical Materials, Air & Emissions Volatile Organics, and Drinking Water Microbiology & Metals, effective 07/01/18-06/30/19.
State of Georgia, Department of Natural Resources ID #800 for analysis of Drinking Water Metals, effective 07/01/18-06/30/19 and Total Coliforms/ E. coli, effective 04/25/17-04/24/20.
-AIHA-LAP, LLC Laboratory ID: 100671 for Industrial Hygiene samples (Organics, Metals, PCM Asbestos, Gravimetric), Environmental Lead (Paint, Soil, Dust Wipes, Air), and Environmental Microbiology (Fungal) Direct Examination, effective until 11/01/19.
These results relate only to the items tested. This report may only be reproduced in full.

If you have any questions regarding these test results, please feel free to call.

Sincerely,



Chris Pafford

Project Manager

3080 Presidential Drive • Atlanta, Georgia 30340 • Tel: 770.457.8177 • Fax: 770.457.8188 • Toll Free: 800.972.4889
www.aesatlanta.com

ANALYTICAL ENVIRONMENTAL SERVICES, INC.
3080 Presidential Drive Atlanta, GA 30340-3704
Phone: (770) 457-8177 / Toll-Free: (800) 972-4889 / Fax: (770) 457-8188

AES

CHAIN OF CUSTODY

Work Order: 1808K61

Date: 8-22-18 Page 1 of 2

COMPANY: EPS

ADDRESS: 400 Northridge Rd, Ste 400 Sandy Springs, GA 30350

PHONE: 404-315-9113

EMAIL: jvickery@envplanning.com

SAMPLED BY: Joe Terry, Brian McGann

SIGNATURE: [signature]

ANALYSIS REQUESTED: 8260 VOCs; TOC

PRESERVATION (see codes): H+I; S+I

Visit our website www.aesatlanta.com for downloadable COCs and to log in to your AESAccess account.

#	SAMPLE ID	SAMPLED: DATE	SAMPLED: TIME	GRAB	COMPOSITE	MATRIX (see codes)	8260 VOCs H+I	TOC S+I	REMARKS	Number of Containers
1	18228-PZ-3	8.16.18	1020	X		GW	2	2		4
2	18228-PZ-4	8.16.18	1025	X		GW	2	2		4
3	18228-PZ-1	8.16.18	1310	X		GW	2	2		4
4	18228-MW-50A	8.16.18	1510	X		GW	2	2		4
5	18228-MW-3B	8.16.18	1620	X		GW	2	2		4
6	18228-MW-50B	8.16.18	1720	X		GW	2	2		4
7	18229-MW-9	8.17.18	0850	X		GW	2	2		4
8	18229-MW-51A	8.17.18	0845	X		GW	2	2		4
9	18229-PZ-7	8.17.18	1020	X		GW	2	2		4
10	18232-MW-1	8.20.18	1120	X		GW	2	2		4
11	18232-MW-51B	8.20.18	1015	X		GW	2	2		4
12	18232-MW-51C	8.20.18	1050	X		GW	2	2		4
13	18232-MW-48B	8.20.18	1230	X		GW	2	2		4
14	18232-MW-49B	8.20.18	1510	X		GW	2	2		4

RELINQUISHED BY:	DATE/TIME:	RECEIVED BY:	DATE/TIME:
1. [signature]	8/22/18 1025	1. Monique Albrecht	8/22/18 10:28
2.		2.	
3.		3.	

SPECIAL INSTRUCTIONS/COMMENTS:

SHIPMENT METHOD
OUT: / / VIA:
IN: / / VIA:
client FedEx UPS US mail courier Greyhound
other: _____

PROJECT INFORMATION

PROJECT NAME: Rheem

PROJECT #:

SITE ADDRESS: Milledgeville, GA

SEND REPORT TO: jvickery@envplanning.com

INVOICE TO:
(IF DIFFERENT FROM ABOVE)

QUOTE #: _____ PO#: _____

RECEIPT

Total # of Containers

Turnaround Time (TAT) Request
- [x] Standard 5 Business Days
- [ ] 2 Business Day Rush
- [ ] Next Business Day Rush
- [ ] Same-Day Rush (auth req.)
- [x] Other EDD

STATE PROGRAM (if any): _____
E-mail? [ ] Fax? [ ]
DATA PACKAGE: I ○ II ○ III ○ IV ○

Submission of samples to the laboratory constitutes acceptance of AES's Terms & Conditions. Samples received after 3PM or on Saturday are considered as received the following business day. If no TAT is marked on COC, AES will proceed with standard TAT. Samples are disposed of 30 days after completion of report unless other arangements are made.

Matrix Codes: A = Air GW = Groundwater SE = Sediment SO = Soil SW = Surface Water WW = Waste Water W = Water (Blanks) DW = Drinking Water (Blanks) O = Other (specify)

Preservative Codes: H+I = Hydrochloric acid + ice I = Ice only N = Nitric acid S+I = Sulfuric acid + ice S/M+I = Sodium Bisulfate/Methanol + ice O = Other (specify) NA = None

White Copy - Original; Yellow Copy - Client

ANALYTICAL ENVIRONMENTAL SERVICES, INC.
3080 Presidential Drive Atlanta, GA 30340-3704
Phone: (770) 457-8177 / Toll-Free: (800) 972-4889 / Fax: (770) 457-8188

AES

CHAIN OF CUSTODY

Work Order: 1808KU1

Date: 8-22-18 Page 2 of 2

COMPANY: EPS

ADDRESS: 4100 Northridge Rd, Ste 400 Sandy Springs, GA 30350

PHONE: 404-315-9113

EMAIL: jvickery@envplanning.com

SAMPLED BY: Joe Terry, Brian McCann

SIGNATURE:

#	SAMPLE ID	SAMPLED: DATE	SAMPLED: TIME	GRAB	COMPOSITE	MATRIX (see codes)	ANALYSIS REQUESTED: 8260 VOC	ANALYSIS REQUESTED: TOC	PRESERVATION (see codes): H+I	PRESERVATION (see codes): S+I	REMARKS	Number of Containers
1	18232-MW-49A	8.20.18	1530	X		GW	2	2				4
2	18233-MW-3A	8.21.18	0730	X		GW	2	2				4
3	18233-MW-4	8.21.18	0915	X		GW	2	2				4
4	18233-Dup	8.21.18	1200	X		GW	2	2				4
5	18233-MW-5	8.21.18	1040	X		GW	2	2				4
6	18233-PZ-5	8.21.18	1125	X		GW	2	2				4
7	18233-Equipment Blank	8.21.18	1130	X		DI H_2O	2	2				4
8	18233-Trip Blank	8.21.18	-	X		DI H_2O	2					2
9												
10												
11												
12												
13												
14												

Visit our website www.aesatlanta.com for downloadable COCs and to log in to your AESAccess account.

RELINQUISHED BY:	DATE/TIME:	RECEIVED BY:	DATE/TIME:
1.	8/22/18 1025	1. Monique Allen	8/22/18 10:25am
2.		2.	
3.		3.	

SPECIAL INSTRUCTIONS/COMMENTS:

SHIPMENT METHOD

OUT: / / VIA:

IN: / / VIA:

client FedEx UPS US mail courier Greyhound

other: _____

PROJECT INFORMATION

PROJECT NAME: Rheem

PROJECT #:

SITE ADDRESS: Milledgeville, GA

SEND REPORT TO: jvickery@envplanning.com

INVOICE TO:
(IF DIFFERENT FROM ABOVE)

QUOTE #: _____ PO#: _____

RECEIPT

Total # of Containers

Turnaround Time (TAT) Request

- [x] Standard 5 Business Days
- [ ] 2 Business Day Rush
- [ ] Next Business Day Rush
- [ ] Same-Day Rush **(auth req.)**
- [x] Other EDD

STATE PROGRAM (if any): _____

E-mail? ☐ Fax? ☐

DATA PACKAGE: I ○ II ○ III ○ IV ○

Submission of samples to the laboratory constitutes acceptance of AES's Terms & Conditions. Samples received after 3PM or on Saturday are considered as received the following business day. If no TAT is marked on COC, AES will proceed with standard TAT. Samples are disposed of 30 days after completion of report unless other arangements are made.

Matrix Codes: A = Air GW = Groundwater SE = Sediment SO = Soil SW = Surface Water WW = Waste Water W = Water (Blanks) DW = Drinking Water (Blanks) O = Other (specify)

Preservative Codes: H+I = Hydrochloric acid + ice I = Ice only N = Nitric acid S+I = Sulfuric acid + ice S/M+I = Sodium Bisulfate/Methanol + ice O = Other (specify) NA = None

White Copy - Original; Yellow Copy - Client

Analytical Environmental Services, Inc

Date: 31-Aug-18

Client: Environmental Planning Specialists, Inc.
Project: Rheem
Lab ID: 1808K61

Case Narrative

Volatiles Organic Compounds Analysis by Method 8260B:

Due to sample matrix, samples 1808K61-011A, -012A, -013A, -015A, & -016A required dilution during preparation and/or analysis resulting in elevated reporting limits.

Analytical Environmental Services, Inc

Date: 31-Aug-18

Client:	Environmental Planning Specialists, Inc.	**Client Sample ID:**	18228-PZ-3
Project Name:	Rheem	**Collection Date:**	8/16/2018 10:20:00 AM
Lab ID:	1808K61-001	**Matrix:**	Groundwater

Analyses	Result	Reporting Limit	Qual	Units	BatchID	Dilution Factor	Date Analyzed	Analyst
Total Organic Carbon (TOC) SW9060A								
Organic Carbon, Total	2.39	1.00		mg/L	R378602	1	08/24/2018 12:48	SK
TCL VOLATILE ORGANICS SW8260B				**(SW5030B)**				
1,1,1-Trichloroethane	BRL	5.0		ug/L	266320	1	08/25/2018 13:28	CC
1,1,2,2-Tetrachloroethane	BRL	5.0		ug/L	266320	1	08/25/2018 13:28	CC
1,1,2-Trichloroethane	BRL	5.0		ug/L	266320	1	08/25/2018 13:28	CC
1,1-Dichloroethane	BRL	5.0		ug/L	266320	1	08/25/2018 13:28	CC
1,1-Dichloroethene	BRL	5.0		ug/L	266320	1	08/25/2018 13:28	CC
1,2,4-Trichlorobenzene	BRL	5.0		ug/L	266320	1	08/25/2018 13:28	CC
1,2-Dibromo-3-chloropropane	BRL	5.0		ug/L	266320	1	08/25/2018 13:28	CC
1,2-Dibromoethane	BRL	5.0		ug/L	266320	1	08/25/2018 13:28	CC
1,2-Dichlorobenzene	BRL	5.0		ug/L	266320	1	08/25/2018 13:28	CC
1,2-Dichloroethane	BRL	5.0		ug/L	266320	1	08/25/2018 13:28	CC
1,2-Dichloropropane	BRL	5.0		ug/L	266320	1	08/25/2018 13:28	CC
1,3-Dichlorobenzene	BRL	5.0		ug/L	266320	1	08/25/2018 13:28	CC
1,4-Dichlorobenzene	BRL	5.0		ug/L	266320	1	08/25/2018 13:28	CC
2-Butanone	BRL	50		ug/L	266320	1	08/25/2018 13:28	CC
2-Hexanone	BRL	10		ug/L	266320	1	08/25/2018 13:28	CC
4-Methyl-2-pentanone	BRL	10		ug/L	266320	1	08/25/2018 13:28	CC
Acetone	BRL	50		ug/L	266320	1	08/25/2018 13:28	CC
Benzene	BRL	5.0		ug/L	266320	1	08/25/2018 13:28	CC
Bromodichloromethane	BRL	5.0		ug/L	266320	1	08/25/2018 13:28	CC
Bromoform	BRL	5.0		ug/L	266320	1	08/25/2018 13:28	CC
Bromomethane	BRL	5.0		ug/L	266320	1	08/25/2018 13:28	CC
Carbon disulfide	BRL	5.0		ug/L	266320	1	08/25/2018 13:28	CC
Carbon tetrachloride	BRL	5.0		ug/L	266320	1	08/25/2018 13:28	CC
Chlorobenzene	BRL	5.0		ug/L	266320	1	08/25/2018 13:28	CC
Chloroethane	BRL	10		ug/L	266320	1	08/25/2018 13:28	CC
Chloroform	BRL	5.0		ug/L	266320	1	08/25/2018 13:28	CC
Chloromethane	BRL	10		ug/L	266320	1	08/25/2018 13:28	CC
cis-1,2-Dichloroethene	BRL	5.0		ug/L	266320	1	08/25/2018 13:28	CC
cis-1,3-Dichloropropene	BRL	5.0		ug/L	266320	1	08/25/2018 13:28	CC
Cyclohexane	BRL	5.0		ug/L	266320	1	08/25/2018 13:28	CC
Dibromochloromethane	BRL	5.0		ug/L	266320	1	08/25/2018 13:28	CC
Dichlorodifluoromethane	BRL	10		ug/L	266320	1	08/25/2018 13:28	CC
Ethylbenzene	BRL	5.0		ug/L	266320	1	08/25/2018 13:28	CC
Freon-113	BRL	10		ug/L	266320	1	08/25/2018 13:28	CC
Isopropylbenzene	BRL	5.0		ug/L	266320	1	08/25/2018 13:28	CC
m,p-Xylene	BRL	5.0		ug/L	266320	1	08/25/2018 13:28	CC
Methyl acetate	BRL	5.0		ug/L	266320	1	08/25/2018 13:28	CC
Methyl tert-butyl ether	BRL	5.0		ug/L	266320	1	08/25/2018 13:28	CC

Qualifiers:

- * Value exceeds maximum contaminant level
- BRL Below reporting limit
- H Holding times for preparation or analysis exceeded
- N Analyte not NELAC certified
- B Analyte detected in the associated method blank
- > Greater than Result value
- E Estimated (value above quantitation range)
- S Spike Recovery outside limits due to matrix
- Narr See case narrative
- NC Not confirmed
- < Less than Result value
- J Estimated value detected below Reporting Limit

Analytical Environmental Services, Inc **Date:** 31-Aug-18

Client:	Environmental Planning Specialists, Inc.	**Client Sample ID:**	18228-PZ-3
Project Name:	Rheem	**Collection Date:**	8/16/2018 10:20:00 AM
Lab ID:	1808K61-001	**Matrix:**	Groundwater

Analyses	Result	Reporting Limit	Qual	Units	BatchID	Dilution Factor	Date Analyzed	Analyst
TCL VOLATILE ORGANICS SW8260B				**(SW5030B)**				
Methylcyclohexane	BRL	5.0		ug/L	266320	1	08/25/2018 13:28	CC
Methylene chloride	BRL	5.0		ug/L	266320	1	08/25/2018 13:28	CC
o-Xylene	BRL	5.0		ug/L	266320	1	08/25/2018 13:28	CC
Styrene	BRL	5.0		ug/L	266320	1	08/25/2018 13:28	CC
Tetrachloroethene	BRL	5.0		ug/L	266320	1	08/25/2018 13:28	CC
Toluene	BRL	5.0		ug/L	266320	1	08/25/2018 13:28	CC
trans-1,2-Dichloroethene	BRL	5.0		ug/L	266320	1	08/25/2018 13:28	CC
trans-1,3-Dichloropropene	BRL	5.0		ug/L	266320	1	08/25/2018 13:28	CC
Trichloroethene	BRL	5.0		ug/L	266320	1	08/25/2018 13:28	CC
Trichlorofluoromethane	BRL	5.0		ug/L	266320	1	08/25/2018 13:28	CC
Vinyl chloride	BRL	2.0		ug/L	266320	1	08/25/2018 13:28	CC
Surr: 4-Bromofluorobenzene	82.4	68-127		%REC	266320	1	08/25/2018 13:28	CC
Surr: Dibromofluoromethane	97.1	84.4-122		%REC	266320	1	08/25/2018 13:28	CC
Surr: Toluene-d8	99	80.1-116		%REC	266320	1	08/25/2018 13:28	CC

Qualifiers:

*	Value exceeds maximum contaminant level	E	Estimated (value above quantitation range)
BRL	Below reporting limit	S	Spike Recovery outside limits due to matrix
H	Holding times for preparation or analysis exceeded	Narr	See case narrative
N	Analyte not NELAC certified	NC	Not confirmed
B	Analyte detected in the associated method blank	<	Less than Result value
>	Greater than Result value	J	Estimated value detected below Reporting Limit

Analytical Environmental Services, Inc **Date:** 31-Aug-18

Client:	Environmental Planning Specialists, Inc.	**Client Sample ID:**	18228-PZ-4
Project Name:	Rheem	**Collection Date:**	8/16/2018 10:25:00 AM
Lab ID:	1808K61-002	**Matrix:**	Groundwater

Analyses	Result	Reporting Limit	Qual	Units	BatchID	Dilution Factor	Date Analyzed	Analyst
Total Organic Carbon (TOC) SW9060A								
Organic Carbon, Total	2.67	1.00		mg/L	R378602	1	08/24/2018 14:12	SK
TCL VOLATILE ORGANICS SW8260B				**(SW5030B)**				
1,1,1-Trichloroethane	BRL	5.0		ug/L	266320	1	08/25/2018 16:56	CC
1,1,2,2-Tetrachloroethane	BRL	5.0		ug/L	266320	1	08/25/2018 16:56	CC
1,1,2-Trichloroethane	BRL	5.0		ug/L	266320	1	08/25/2018 16:56	CC
1,1-Dichloroethane	BRL	5.0		ug/L	266320	1	08/25/2018 16:56	CC
1,1-Dichloroethene	BRL	5.0		ug/L	266320	1	08/25/2018 16:56	CC
1,2,4-Trichlorobenzene	BRL	5.0		ug/L	266320	1	08/25/2018 16:56	CC
1,2-Dibromo-3-chloropropane	BRL	5.0		ug/L	266320	1	08/25/2018 16:56	CC
1,2-Dibromoethane	BRL	5.0		ug/L	266320	1	08/25/2018 16:56	CC
1,2-Dichlorobenzene	BRL	5.0		ug/L	266320	1	08/25/2018 16:56	CC
1,2-Dichloroethane	BRL	5.0		ug/L	266320	1	08/25/2018 16:56	CC
1,2-Dichloropropane	BRL	5.0		ug/L	266320	1	08/25/2018 16:56	CC
1,3-Dichlorobenzene	BRL	5.0		ug/L	266320	1	08/25/2018 16:56	CC
1,4-Dichlorobenzene	BRL	5.0		ug/L	266320	1	08/25/2018 16:56	CC
2-Butanone	BRL	50		ug/L	266320	1	08/25/2018 16:56	CC
2-Hexanone	BRL	10		ug/L	266320	1	08/25/2018 16:56	CC
4-Methyl-2-pentanone	BRL	10		ug/L	266320	1	08/25/2018 16:56	CC
Acetone	BRL	50		ug/L	266320	1	08/25/2018 16:56	CC
Benzene	BRL	5.0		ug/L	266320	1	08/25/2018 16:56	CC
Bromodichloromethane	BRL	5.0		ug/L	266320	1	08/25/2018 16:56	CC
Bromoform	BRL	5.0		ug/L	266320	1	08/25/2018 16:56	CC
Bromomethane	BRL	5.0		ug/L	266320	1	08/25/2018 16:56	CC
Carbon disulfide	BRL	5.0		ug/L	266320	1	08/25/2018 16:56	CC
Carbon tetrachloride	BRL	5.0		ug/L	266320	1	08/25/2018 16:56	CC
Chlorobenzene	BRL	5.0		ug/L	266320	1	08/25/2018 16:56	CC
Chloroethane	BRL	10		ug/L	266320	1	08/25/2018 16:56	CC
Chloroform	BRL	5.0		ug/L	266320	1	08/25/2018 16:56	CC
Chloromethane	BRL	10		ug/L	266320	1	08/25/2018 16:56	CC
cis-1,2-Dichloroethene	BRL	5.0		ug/L	266320	1	08/25/2018 16:56	CC
cis-1,3-Dichloropropene	BRL	5.0		ug/L	266320	1	08/25/2018 16:56	CC
Cyclohexane	BRL	5.0		ug/L	266320	1	08/25/2018 16:56	CC
Dibromochloromethane	BRL	5.0		ug/L	266320	1	08/25/2018 16:56	CC
Dichlorodifluoromethane	BRL	10		ug/L	266320	1	08/25/2018 16:56	CC
Ethylbenzene	BRL	5.0		ug/L	266320	1	08/25/2018 16:56	CC
Freon-113	BRL	10		ug/L	266320	1	08/25/2018 16:56	CC
Isopropylbenzene	BRL	5.0		ug/L	266320	1	08/25/2018 16:56	CC
m,p-Xylene	BRL	5.0		ug/L	266320	1	08/25/2018 16:56	CC
Methyl acetate	BRL	5.0		ug/L	266320	1	08/25/2018 16:56	CC
Methyl tert-butyl ether	BRL	5.0		ug/L	266320	1	08/25/2018 16:56	CC

Qualifiers:

- * Value exceeds maximum contaminant level
- BRL Below reporting limit
- H Holding times for preparation or analysis exceeded
- N Analyte not NELAC certified
- B Analyte detected in the associated method blank
- > Greater than Result value
- E Estimated (value above quantitation range)
- S Spike Recovery outside limits due to matrix
- Narr See case narrative
- NC Not confirmed
- < Less than Result value
- J Estimated value detected below Reporting Limit

Analytical Environmental Services, Inc **Date:** 31-Aug-18

Client:	Environmental Planning Specialists, Inc.	**Client Sample ID:**	18228-PZ-4
Project Name:	Rheem	**Collection Date:**	8/16/2018 10:25:00 AM
Lab ID:	1808K61-002	**Matrix:**	Groundwater

Analyses	Result	Reporting Limit	Qual	Units	BatchID	Dilution Factor	Date Analyzed	Analyst
TCL VOLATILE ORGANICS SW8260B				**(SW5030B)**				
Methylcyclohexane	BRL	5.0		ug/L	266320	1	08/25/2018 16:56	CC
Methylene chloride	BRL	5.0		ug/L	266320	1	08/25/2018 16:56	CC
o-Xylene	BRL	5.0		ug/L	266320	1	08/25/2018 16:56	CC
Styrene	BRL	5.0		ug/L	266320	1	08/25/2018 16:56	CC
Tetrachloroethene	BRL	5.0		ug/L	266320	1	08/25/2018 16:56	CC
Toluene	BRL	5.0		ug/L	266320	1	08/25/2018 16:56	CC
trans-1,2-Dichloroethene	BRL	5.0		ug/L	266320	1	08/25/2018 16:56	CC
trans-1,3-Dichloropropene	BRL	5.0		ug/L	266320	1	08/25/2018 16:56	CC
Trichloroethene	BRL	5.0		ug/L	266320	1	08/25/2018 16:56	CC
Trichlorofluoromethane	BRL	5.0		ug/L	266320	1	08/25/2018 16:56	CC
Vinyl chloride	BRL	2.0		ug/L	266320	1	08/25/2018 16:56	CC
Surr: 4-Bromofluorobenzene	83.7	68-127		%REC	266320	1	08/25/2018 16:56	CC
Surr: Dibromofluoromethane	113	84.4-122		%REC	266320	1	08/25/2018 16:56	CC
Surr: Toluene-d8	97.2	80.1-116		%REC	266320	1	08/25/2018 16:56	CC

Qualifiers:

*	Value exceeds maximum contaminant level	E	Estimated (value above quantitation range)
BRL	Below reporting limit	S	Spike Recovery outside limits due to matrix
H	Holding times for preparation or analysis exceeded	Narr	See case narrative
N	Analyte not NELAC certified	NC	Not confirmed
B	Analyte detected in the associated method blank	<	Less than Result value
>	Greater than Result value	J	Estimated value detected below Reporting Limit

Analytical Environmental Services, Inc **Date:** 31-Aug-18

Client:	Environmental Planning Specialists, Inc.	**Client Sample ID:**	18228-PZ-1
Project Name:	Rheem	**Collection Date:**	8/16/2018 1:10:00 PM
Lab ID:	1808K61-003	**Matrix:**	Groundwater

Analyses	Result	Reporting Limit	Qual	Units	BatchID	Dilution Factor	Date Analyzed	Analyst
Total Organic Carbon (TOC) SW9060A								
Organic Carbon, Total	450	10.0		mg/L	R378602	10	08/27/2018 09:32	SK
TCL VOLATILE ORGANICS SW8260B				**(SW5030B)**				
1,1,1-Trichloroethane	BRL	5.0		ug/L	266320	1	08/29/2018 01:21	CC
1,1,2,2-Tetrachloroethane	BRL	5.0		ug/L	266320	1	08/29/2018 01:21	CC
1,1,2-Trichloroethane	BRL	5.0		ug/L	266320	1	08/29/2018 01:21	CC
1,1-Dichloroethane	BRL	5.0		ug/L	266320	1	08/29/2018 01:21	CC
1,1-Dichloroethene	BRL	5.0		ug/L	266320	1	08/29/2018 01:21	CC
1,2,4-Trichlorobenzene	BRL	5.0		ug/L	266320	1	08/29/2018 01:21	CC
1,2-Dibromo-3-chloropropane	BRL	5.0		ug/L	266320	1	08/29/2018 01:21	CC
1,2-Dibromoethane	BRL	5.0		ug/L	266320	1	08/29/2018 01:21	CC
1,2-Dichlorobenzene	BRL	5.0		ug/L	266320	1	08/29/2018 01:21	CC
1,2-Dichloroethane	BRL	5.0		ug/L	266320	1	08/29/2018 01:21	CC
1,2-Dichloropropane	BRL	5.0		ug/L	266320	1	08/29/2018 01:21	CC
1,3-Dichlorobenzene	BRL	5.0		ug/L	266320	1	08/29/2018 01:21	CC
1,4-Dichlorobenzene	BRL	5.0		ug/L	266320	1	08/29/2018 01:21	CC
2-Butanone	170	50		ug/L	266320	1	08/29/2018 01:21	CC
2-Hexanone	23	10		ug/L	266320	1	08/29/2018 01:21	CC
4-Methyl-2-pentanone	29	10		ug/L	266320	1	08/29/2018 01:21	CC
Acetone	450	400		ug/L	266320	10	08/30/2018 02:37	CC
Benzene	BRL	5.0		ug/L	266320	1	08/29/2018 01:21	CC
Bromodichloromethane	BRL	5.0		ug/L	266320	1	08/29/2018 01:21	CC
Bromoform	BRL	5.0		ug/L	266320	1	08/29/2018 01:21	CC
Bromomethane	BRL	5.0		ug/L	266320	1	08/29/2018 01:21	CC
Carbon disulfide	BRL	5.0		ug/L	266320	1	08/29/2018 01:21	CC
Carbon tetrachloride	BRL	5.0		ug/L	266320	1	08/29/2018 01:21	CC
Chlorobenzene	BRL	5.0		ug/L	266320	1	08/29/2018 01:21	CC
Chloroethane	BRL	10		ug/L	266320	1	08/29/2018 01:21	CC
Chloroform	BRL	5.0		ug/L	266320	1	08/29/2018 01:21	CC
Chloromethane	BRL	10		ug/L	266320	1	08/29/2018 01:21	CC
cis-1,2-Dichloroethene	43	5.0		ug/L	266320	1	08/29/2018 01:21	CC
cis-1,3-Dichloropropene	BRL	5.0		ug/L	266320	1	08/29/2018 01:21	CC
Cyclohexane	BRL	5.0		ug/L	266320	1	08/29/2018 01:21	CC
Dibromochloromethane	BRL	5.0		ug/L	266320	1	08/29/2018 01:21	CC
Dichlorodifluoromethane	13	10		ug/L	266320	1	08/29/2018 01:21	CC
Ethylbenzene	BRL	5.0		ug/L	266320	1	08/29/2018 01:21	CC
Freon-113	BRL	10		ug/L	266320	1	08/29/2018 01:21	CC
Isopropylbenzene	BRL	5.0		ug/L	266320	1	08/29/2018 01:21	CC
m,p-Xylene	BRL	5.0		ug/L	266320	1	08/29/2018 01:21	CC
Methyl acetate	BRL	5.0		ug/L	266320	1	08/29/2018 01:21	CC
Methyl tert-butyl ether	BRL	5.0		ug/L	266320	1	08/29/2018 01:21	CC

Qualifiers:

- * Value exceeds maximum contaminant level
- BRL Below reporting limit
- H Holding times for preparation or analysis exceeded
- N Analyte not NELAC certified
- B Analyte detected in the associated method blank
- > Greater than Result value
- E Estimated (value above quantitation range)
- S Spike Recovery outside limits due to matrix
- Narr See case narrative
- NC Not confirmed
- < Less than Result value
- J Estimated value detected below Reporting Limit

Analytical Environmental Services, Inc **Date:** 31-Aug-18

Client:	Environmental Planning Specialists, Inc.	**Client Sample ID:**	18228-PZ-1
Project Name:	Rheem	**Collection Date:**	8/16/2018 1:10:00 PM
Lab ID:	1808K61-003	**Matrix:**	Groundwater

Analyses	Result	Reporting Limit	Qual	Units	BatchID	Dilution Factor	Date Analyzed	Analyst
TCL VOLATILE ORGANICS SW8260B				**(SW5030B)**				
Methylcyclohexane	BRL	5.0		ug/L	266320	1	08/29/2018 01:21	CC
Methylene chloride	BRL	5.0		ug/L	266320	1	08/29/2018 01:21	CC
o-Xylene	BRL	5.0		ug/L	266320	1	08/29/2018 01:21	CC
Styrene	BRL	5.0		ug/L	266320	1	08/29/2018 01:21	CC
Tetrachloroethene	BRL	5.0		ug/L	266320	1	08/29/2018 01:21	CC
Toluene	BRL	5.0		ug/L	266320	1	08/29/2018 01:21	CC
trans-1,2-Dichloroethene	BRL	5.0		ug/L	266320	1	08/29/2018 01:21	CC
trans-1,3-Dichloropropene	BRL	5.0		ug/L	266320	1	08/29/2018 01:21	CC
Trichloroethene	10	5.0		ug/L	266320	1	08/29/2018 01:21	CC
Trichlorofluoromethane	BRL	5.0		ug/L	266320	1	08/29/2018 01:21	CC
Vinyl chloride	BRL	2.0		ug/L	266320	1	08/29/2018 01:21	CC
Surr: 4-Bromofluorobenzene	80.5	68-127		%REC	266320	10	08/30/2018 02:37	CC
Surr: 4-Bromofluorobenzene	87.8	68-127		%REC	266320	1	08/29/2018 01:21	CC
Surr: Dibromofluoromethane	98	84.4-122		%REC	266320	10	08/30/2018 02:37	CC
Surr: Dibromofluoromethane	102	84.4-122		%REC	266320	1	08/29/2018 01:21	CC
Surr: Toluene-d8	97.4	80.1-116		%REC	266320	10	08/30/2018 02:37	CC
Surr: Toluene-d8	105	80.1-116		%REC	266320	1	08/29/2018 01:21	CC

Qualifiers:

*	Value exceeds maximum contaminant level	E	Estimated (value above quantitation range)
BRL	Below reporting limit	S	Spike Recovery outside limits due to matrix
H	Holding times for preparation or analysis exceeded	Narr	See case narrative
N	Analyte not NELAC certified	NC	Not confirmed
B	Analyte detected in the associated method blank	<	Less than Result value
>	Greater than Result value	J	Estimated value detected below Reporting Limit

Analytical Environmental Services, Inc **Date:** 31-Aug-18

Client:	Environmental Planning Specialists, Inc.	**Client Sample ID:**	18228-MW-50A
Project Name:	Rheem	**Collection Date:**	8/16/2018 3:10:00 PM
Lab ID:	1808K61-004	**Matrix:**	Groundwater

Analyses	Result	Reporting Limit	Qual	Units	BatchID	Dilution Factor	Date Analyzed	Analyst
Total Organic Carbon (TOC) SW9060A								
Organic Carbon, Total	3.89	1.00		mg/L	R378602	1	08/24/2018 15:15	SK
TCL VOLATILE ORGANICS SW8260B				**(SW5030B)**				
1,1,1-Trichloroethane	BRL	5.0		ug/L	266320	1	08/25/2018 17:54	CC
1,1,2,2-Tetrachloroethane	BRL	5.0		ug/L	266320	1	08/25/2018 17:54	CC
1,1,2-Trichloroethane	BRL	5.0		ug/L	266320	1	08/25/2018 17:54	CC
1,1-Dichloroethane	BRL	5.0		ug/L	266320	1	08/25/2018 17:54	CC
1,1-Dichloroethene	11	5.0		ug/L	266320	1	08/25/2018 17:54	CC
1,2,4-Trichlorobenzene	BRL	5.0		ug/L	266320	1	08/25/2018 17:54	CC
1,2-Dibromo-3-chloropropane	BRL	5.0		ug/L	266320	1	08/25/2018 17:54	CC
1,2-Dibromoethane	BRL	5.0		ug/L	266320	1	08/25/2018 17:54	CC
1,2-Dichlorobenzene	BRL	5.0		ug/L	266320	1	08/25/2018 17:54	CC
1,2-Dichloroethane	BRL	5.0		ug/L	266320	1	08/25/2018 17:54	CC
1,2-Dichloropropane	BRL	5.0		ug/L	266320	1	08/25/2018 17:54	CC
1,3-Dichlorobenzene	BRL	5.0		ug/L	266320	1	08/25/2018 17:54	CC
1,4-Dichlorobenzene	BRL	5.0		ug/L	266320	1	08/25/2018 17:54	CC
2-Butanone	BRL	50		ug/L	266320	1	08/25/2018 17:54	CC
2-Hexanone	BRL	10		ug/L	266320	1	08/25/2018 17:54	CC
4-Methyl-2-pentanone	BRL	10		ug/L	266320	1	08/25/2018 17:54	CC
Acetone	190	50		ug/L	266320	1	08/25/2018 17:54	CC
Benzene	BRL	5.0		ug/L	266320	1	08/25/2018 17:54	CC
Bromodichloromethane	BRL	5.0		ug/L	266320	1	08/25/2018 17:54	CC
Bromoform	BRL	5.0		ug/L	266320	1	08/25/2018 17:54	CC
Bromomethane	BRL	5.0		ug/L	266320	1	08/25/2018 17:54	CC
Carbon disulfide	BRL	5.0		ug/L	266320	1	08/25/2018 17:54	CC
Carbon tetrachloride	BRL	5.0		ug/L	266320	1	08/25/2018 17:54	CC
Chlorobenzene	BRL	5.0		ug/L	266320	1	08/25/2018 17:54	CC
Chloroethane	BRL	10		ug/L	266320	1	08/25/2018 17:54	CC
Chloroform	BRL	5.0		ug/L	266320	1	08/25/2018 17:54	CC
Chloromethane	BRL	10		ug/L	266320	1	08/25/2018 17:54	CC
cis-1,2-Dichloroethene	3500	2500		ug/L	266320	500	08/28/2018 18:32	CC
cis-1,3-Dichloropropene	BRL	5.0		ug/L	266320	1	08/25/2018 17:54	CC
Cyclohexane	BRL	5.0		ug/L	266320	1	08/25/2018 17:54	CC
Dibromochloromethane	BRL	5.0		ug/L	266320	1	08/25/2018 17:54	CC
Dichlorodifluoromethane	BRL	10		ug/L	266320	1	08/25/2018 17:54	CC
Ethylbenzene	BRL	5.0		ug/L	266320	1	08/25/2018 17:54	CC
Freon-113	BRL	10		ug/L	266320	1	08/25/2018 17:54	CC
Isopropylbenzene	BRL	5.0		ug/L	266320	1	08/25/2018 17:54	CC
m,p-Xylene	BRL	5.0		ug/L	266320	1	08/25/2018 17:54	CC
Methyl acetate	BRL	5.0		ug/L	266320	1	08/25/2018 17:54	CC
Methyl tert-butyl ether	BRL	5.0		ug/L	266320	1	08/25/2018 17:54	CC

Qualifiers:

- * Value exceeds maximum contaminant level
- BRL Below reporting limit
- H Holding times for preparation or analysis exceeded
- N Analyte not NELAC certified
- B Analyte detected in the associated method blank
- > Greater than Result value
- E Estimated (value above quantitation range)
- S Spike Recovery outside limits due to matrix
- Narr See case narrative
- NC Not confirmed
- < Less than Result value
- J Estimated value detected below Reporting Limit

Analytical Environmental Services, Inc **Date:** 31-Aug-18

Client:	Environmental Planning Specialists, Inc.	**Client Sample ID:**	18228-MW-50A
Project Name:	Rheem	**Collection Date:**	8/16/2018 3:10:00 PM
Lab ID:	1808K61-004	**Matrix:**	Groundwater

Analyses	Result	Reporting Limit	Qual	Units	BatchID	Dilution Factor	Date Analyzed	Analyst
TCL VOLATILE ORGANICS SW8260B				**(SW5030B)**				
Methylcyclohexane	BRL	5.0		ug/L	266320	1	08/25/2018 17:54	CC
Methylene chloride	BRL	5.0		ug/L	266320	1	08/25/2018 17:54	CC
o-Xylene	BRL	5.0		ug/L	266320	1	08/25/2018 17:54	CC
Styrene	BRL	5.0		ug/L	266320	1	08/25/2018 17:54	CC
Tetrachloroethene	BRL	5.0		ug/L	266320	1	08/25/2018 17:54	CC
Toluene	BRL	5.0		ug/L	266320	1	08/25/2018 17:54	CC
trans-1,2-Dichloroethene	BRL	5.0		ug/L	266320	1	08/25/2018 17:54	CC
trans-1,3-Dichloropropene	BRL	5.0		ug/L	266320	1	08/25/2018 17:54	CC
Trichloroethene	1500	1000		ug/L	266320	500	08/28/2018 18:32	CC
Trichlorofluoromethane	BRL	5.0		ug/L	266320	1	08/25/2018 17:54	CC
Vinyl chloride	BRL	2.0		ug/L	266320	1	08/25/2018 17:54	CC
Surr: 4-Bromofluorobenzene	79.3	68-127		%REC	266320	500	08/28/2018 18:32	CC
Surr: 4-Bromofluorobenzene	87.5	68-127		%REC	266320	1	08/25/2018 17:54	CC
Surr: Dibromofluoromethane	98.4	84.4-122		%REC	266320	500	08/28/2018 18:32	CC
Surr: Dibromofluoromethane	106	84.4-122		%REC	266320	1	08/25/2018 17:54	CC
Surr: Toluene-d8	99.6	80.1-116		%REC	266320	500	08/28/2018 18:32	CC
Surr: Toluene-d8	92.2	80.1-116		%REC	266320	1	08/25/2018 17:54	CC

Qualifiers:

*	Value exceeds maximum contaminant level	E	Estimated (value above quantitation range)
BRL	Below reporting limit	S	Spike Recovery outside limits due to matrix
H	Holding times for preparation or analysis exceeded	Narr	See case narrative
N	Analyte not NELAC certified	NC	Not confirmed
B	Analyte detected in the associated method blank	<	Less than Result value
>	Greater than Result value	J	Estimated value detected below Reporting Limit

Analytical Environmental Services, Inc **Date:** 31-Aug-18

Client:	Environmental Planning Specialists, Inc.	**Client Sample ID:**	18228-MW-3B
Project Name:	Rheem	**Collection Date:**	8/16/2018 4:20:00 PM
Lab ID:	1808K61-005	**Matrix:**	Groundwater

Analyses	Result	Reporting Limit	Qual	Units	BatchID	Dilution Factor	Date Analyzed	Analyst
Total Organic Carbon (TOC) SW9060A								
Organic Carbon, Total	24.1	1.00		mg/L	R378602	1	08/24/2018 15:44	SK
TCL VOLATILE ORGANICS SW8260B				**(SW5030B)**				
1,1,1-Trichloroethane	BRL	5.0		ug/L	266320	1	08/25/2018 18:23	CC
1,1,2,2-Tetrachloroethane	BRL	5.0		ug/L	266320	1	08/25/2018 18:23	CC
1,1,2-Trichloroethane	BRL	5.0		ug/L	266320	1	08/25/2018 18:23	CC
1,1-Dichloroethane	BRL	5.0		ug/L	266320	1	08/25/2018 18:23	CC
1,1-Dichloroethene	BRL	5.0		ug/L	266320	1	08/25/2018 18:23	CC
1,2,4-Trichlorobenzene	BRL	5.0		ug/L	266320	1	08/25/2018 18:23	CC
1,2-Dibromo-3-chloropropane	BRL	5.0		ug/L	266320	1	08/25/2018 18:23	CC
1,2-Dibromoethane	BRL	5.0		ug/L	266320	1	08/25/2018 18:23	CC
1,2-Dichlorobenzene	BRL	5.0		ug/L	266320	1	08/25/2018 18:23	CC
1,2-Dichloroethane	BRL	5.0		ug/L	266320	1	08/25/2018 18:23	CC
1,2-Dichloropropane	BRL	5.0		ug/L	266320	1	08/25/2018 18:23	CC
1,3-Dichlorobenzene	BRL	5.0		ug/L	266320	1	08/25/2018 18:23	CC
1,4-Dichlorobenzene	BRL	5.0		ug/L	266320	1	08/25/2018 18:23	CC
2-Butanone	BRL	50		ug/L	266320	1	08/25/2018 18:23	CC
2-Hexanone	BRL	10		ug/L	266320	1	08/25/2018 18:23	CC
4-Methyl-2-pentanone	BRL	10		ug/L	266320	1	08/25/2018 18:23	CC
Acetone	BRL	50		ug/L	266320	1	08/25/2018 18:23	CC
Benzene	BRL	5.0		ug/L	266320	1	08/25/2018 18:23	CC
Bromodichloromethane	BRL	5.0		ug/L	266320	1	08/25/2018 18:23	CC
Bromoform	BRL	5.0		ug/L	266320	1	08/25/2018 18:23	CC
Bromomethane	BRL	5.0		ug/L	266320	1	08/25/2018 18:23	CC
Carbon disulfide	BRL	5.0		ug/L	266320	1	08/25/2018 18:23	CC
Carbon tetrachloride	BRL	5.0		ug/L	266320	1	08/25/2018 18:23	CC
Chlorobenzene	BRL	5.0		ug/L	266320	1	08/25/2018 18:23	CC
Chloroethane	BRL	10		ug/L	266320	1	08/25/2018 18:23	CC
Chloroform	BRL	5.0		ug/L	266320	1	08/25/2018 18:23	CC
Chloromethane	BRL	10		ug/L	266320	1	08/25/2018 18:23	CC
cis-1,2-Dichloroethene	59	5.0		ug/L	266320	1	08/25/2018 18:23	CC
cis-1,3-Dichloropropene	BRL	5.0		ug/L	266320	1	08/25/2018 18:23	CC
Cyclohexane	BRL	5.0		ug/L	266320	1	08/25/2018 18:23	CC
Dibromochloromethane	BRL	5.0		ug/L	266320	1	08/25/2018 18:23	CC
Dichlorodifluoromethane	BRL	10		ug/L	266320	1	08/25/2018 18:23	CC
Ethylbenzene	BRL	5.0		ug/L	266320	1	08/25/2018 18:23	CC
Freon-113	BRL	10		ug/L	266320	1	08/25/2018 18:23	CC
Isopropylbenzene	BRL	5.0		ug/L	266320	1	08/25/2018 18:23	CC
m,p-Xylene	BRL	5.0		ug/L	266320	1	08/25/2018 18:23	CC
Methyl acetate	BRL	5.0		ug/L	266320	1	08/25/2018 18:23	CC
Methyl tert-butyl ether	BRL	5.0		ug/L	266320	1	08/25/2018 18:23	CC

Qualifiers:

- * Value exceeds maximum contaminant level
- BRL Below reporting limit
- H Holding times for preparation or analysis exceeded
- N Analyte not NELAC certified
- B Analyte detected in the associated method blank
- > Greater than Result value
- E Estimated (value above quantitation range)
- S Spike Recovery outside limits due to matrix
- Narr See case narrative
- NC Not confirmed
- < Less than Result value
- J Estimated value detected below Reporting Limit

Analytical Environmental Services, Inc **Date:** 31-Aug-18

Client:	Environmental Planning Specialists, Inc.	**Client Sample ID:**	18228-MW-3B
Project Name:	Rheem	**Collection Date:**	8/16/2018 4:20:00 PM
Lab ID:	1808K61-005	**Matrix:**	Groundwater

Analyses	Result	Reporting Limit	Qual	Units	BatchID	Dilution Factor	Date Analyzed	Analyst
TCL VOLATILE ORGANICS SW8260B				**(SW5030B)**				
Methylcyclohexane	BRL	5.0		ug/L	266320	1	08/25/2018 18:23	CC
Methylene chloride	BRL	5.0		ug/L	266320	1	08/25/2018 18:23	CC
o-Xylene	BRL	5.0		ug/L	266320	1	08/25/2018 18:23	CC
Styrene	BRL	5.0		ug/L	266320	1	08/25/2018 18:23	CC
Tetrachloroethene	BRL	5.0		ug/L	266320	1	08/25/2018 18:23	CC
Toluene	BRL	5.0		ug/L	266320	1	08/25/2018 18:23	CC
trans-1,2-Dichloroethene	BRL	5.0		ug/L	266320	1	08/25/2018 18:23	CC
trans-1,3-Dichloropropene	BRL	5.0		ug/L	266320	1	08/25/2018 18:23	CC
Trichloroethene	2500	2500		ug/L	266320	500	08/28/2018 21:43	CC
Trichlorofluoromethane	BRL	5.0		ug/L	266320	1	08/25/2018 18:23	CC
Vinyl chloride	BRL	2.0		ug/L	266320	1	08/25/2018 18:23	CC
Surr: 4-Bromofluorobenzene	84.5	68-127		%REC	266320	500	08/28/2018 21:43	CC
Surr: 4-Bromofluorobenzene	90.8	68-127		%REC	266320	1	08/25/2018 18:23	CC
Surr: Dibromofluoromethane	96	84.4-122		%REC	266320	500	08/28/2018 21:43	CC
Surr: Dibromofluoromethane	110	84.4-122		%REC	266320	1	08/25/2018 18:23	CC
Surr: Toluene-d8	97.6	80.1-116		%REC	266320	500	08/28/2018 21:43	CC
Surr: Toluene-d8	98.4	80.1-116		%REC	266320	1	08/25/2018 18:23	CC

Qualifiers:

*	Value exceeds maximum contaminant level	E	Estimated (value above quantitation range)
BRL	Below reporting limit	S	Spike Recovery outside limits due to matrix
H	Holding times for preparation or analysis exceeded	Narr	See case narrative
N	Analyte not NELAC certified	NC	Not confirmed
B	Analyte detected in the associated method blank	<	Less than Result value
>	Greater than Result value	J	Estimated value detected below Reporting Limit

Analytical Environmental Services, Inc **Date:** 31-Aug-18

Client:	Environmental Planning Specialists, Inc.	**Client Sample ID:**	18228-MW-50B
Project Name:	Rheem	**Collection Date:**	8/16/2018 5:20:00 PM
Lab ID:	1808K61-006	**Matrix:**	Groundwater

Analyses	Result	Reporting Limit	Qual	Units	BatchID	Dilution Factor	Date Analyzed	Analyst
Total Organic Carbon (TOC) SW9060A								
Organic Carbon, Total	106	5.00		mg/L	R378602	5	08/24/2018 22:37	SK
TCL VOLATILE ORGANICS SW8260B				**(SW5030B)**				
1,1,1-Trichloroethane	BRL	5.0		ug/L	266320	1	08/25/2018 18:52	CC
1,1,2,2-Tetrachloroethane	BRL	5.0		ug/L	266320	1	08/25/2018 18:52	CC
1,1,2-Trichloroethane	8.4	5.0		ug/L	266320	1	08/25/2018 18:52	CC
1,1-Dichloroethane	BRL	5.0		ug/L	266320	1	08/25/2018 18:52	CC
1,1-Dichloroethene	24	5.0		ug/L	266320	1	08/25/2018 18:52	CC
1,2,4-Trichlorobenzene	BRL	5.0		ug/L	266320	1	08/25/2018 18:52	CC
1,2-Dibromo-3-chloropropane	BRL	5.0		ug/L	266320	1	08/25/2018 18:52	CC
1,2-Dibromoethane	BRL	5.0		ug/L	266320	1	08/25/2018 18:52	CC
1,2-Dichlorobenzene	BRL	5.0		ug/L	266320	1	08/25/2018 18:52	CC
1,2-Dichloroethane	BRL	5.0		ug/L	266320	1	08/25/2018 18:52	CC
1,2-Dichloropropane	BRL	5.0		ug/L	266320	1	08/25/2018 18:52	CC
1,3-Dichlorobenzene	BRL	5.0		ug/L	266320	1	08/25/2018 18:52	CC
1,4-Dichlorobenzene	BRL	5.0		ug/L	266320	1	08/25/2018 18:52	CC
2-Butanone	BRL	50		ug/L	266320	1	08/25/2018 18:52	CC
2-Hexanone	BRL	10		ug/L	266320	1	08/25/2018 18:52	CC
4-Methyl-2-pentanone	BRL	10		ug/L	266320	1	08/25/2018 18:52	CC
Acetone	BRL	50		ug/L	266320	1	08/25/2018 18:52	CC
Benzene	BRL	5.0		ug/L	266320	1	08/25/2018 18:52	CC
Bromodichloromethane	BRL	5.0		ug/L	266320	1	08/25/2018 18:52	CC
Bromoform	BRL	5.0		ug/L	266320	1	08/25/2018 18:52	CC
Bromomethane	BRL	5.0		ug/L	266320	1	08/25/2018 18:52	CC
Carbon disulfide	BRL	5.0		ug/L	266320	1	08/25/2018 18:52	CC
Carbon tetrachloride	BRL	5.0		ug/L	266320	1	08/25/2018 18:52	CC
Chlorobenzene	BRL	5.0		ug/L	266320	1	08/25/2018 18:52	CC
Chloroethane	BRL	10		ug/L	266320	1	08/25/2018 18:52	CC
Chloroform	BRL	5.0		ug/L	266320	1	08/25/2018 18:52	CC
Chloromethane	BRL	10		ug/L	266320	1	08/25/2018 18:52	CC
cis-1,2-Dichloroethene	20000	2500		ug/L	266320	500	08/28/2018 20:49	CC
cis-1,3-Dichloropropene	BRL	5.0		ug/L	266320	1	08/25/2018 18:52	CC
Cyclohexane	BRL	5.0		ug/L	266320	1	08/25/2018 18:52	CC
Dibromochloromethane	BRL	5.0		ug/L	266320	1	08/25/2018 18:52	CC
Dichlorodifluoromethane	12	10		ug/L	266320	1	08/25/2018 18:52	CC
Ethylbenzene	BRL	5.0		ug/L	266320	1	08/25/2018 18:52	CC
Freon-113	BRL	10		ug/L	266320	1	08/25/2018 18:52	CC
Isopropylbenzene	BRL	5.0		ug/L	266320	1	08/25/2018 18:52	CC
m,p-Xylene	BRL	5.0		ug/L	266320	1	08/25/2018 18:52	CC
Methyl acetate	BRL	5.0		ug/L	266320	1	08/25/2018 18:52	CC
Methyl tert-butyl ether	BRL	5.0		ug/L	266320	1	08/25/2018 18:52	CC

Qualifiers:

- * Value exceeds maximum contaminant level
- BRL Below reporting limit
- H Holding times for preparation or analysis exceeded
- N Analyte not NELAC certified
- B Analyte detected in the associated method blank
- > Greater than Result value
- E Estimated (value above quantitation range)
- S Spike Recovery outside limits due to matrix
- Narr See case narrative
- NC Not confirmed
- < Less than Result value
- J Estimated value detected below Reporting Limit

Analytical Environmental Services, Inc **Date:** 31-Aug-18

Client:	Environmental Planning Specialists, Inc.	**Client Sample ID:**	18228-MW-50B
Project Name:	Rheem	**Collection Date:**	8/16/2018 5:20:00 PM
Lab ID:	1808K61-006	**Matrix:**	Groundwater

Analyses	Result	Reporting Limit	Qual	Units	BatchID	Dilution Factor	Date Analyzed	Analyst
TCL VOLATILE ORGANICS SW8260B				**(SW5030B)**				
Methylcyclohexane	BRL	5.0		ug/L	266320	1	08/25/2018 18:52	CC
Methylene chloride	BRL	5.0		ug/L	266320	1	08/25/2018 18:52	CC
o-Xylene	BRL	5.0		ug/L	266320	1	08/25/2018 18:52	CC
Styrene	BRL	5.0		ug/L	266320	1	08/25/2018 18:52	CC
Tetrachloroethene	BRL	5.0		ug/L	266320	1	08/25/2018 18:52	CC
Toluene	BRL	5.0		ug/L	266320	1	08/25/2018 18:52	CC
trans-1,2-Dichloroethene	39	5.0		ug/L	266320	1	08/25/2018 18:52	CC
trans-1,3-Dichloropropene	BRL	5.0		ug/L	266320	1	08/25/2018 18:52	CC
Trichloroethene	1700	1000		ug/L	266320	500	08/28/2018 20:49	CC
Trichlorofluoromethane	BRL	5.0		ug/L	266320	1	08/25/2018 18:52	CC
Vinyl chloride	2800	1000		ug/L	266320	500	08/28/2018 20:49	CC
Surr: 4-Bromofluorobenzene	83.4	68-127		%REC	266320	500	08/28/2018 20:49	CC
Surr: 4-Bromofluorobenzene	80	68-127		%REC	266320	1	08/25/2018 18:52	CC
Surr: Dibromofluoromethane	97.7	84.4-122		%REC	266320	500	08/28/2018 20:49	CC
Surr: Dibromofluoromethane	102	84.4-122		%REC	266320	1	08/25/2018 18:52	CC
Surr: Toluene-d8	99	80.1-116		%REC	266320	500	08/28/2018 20:49	CC
Surr: Toluene-d8	88.1	80.1-116		%REC	266320	1	08/25/2018 18:52	CC

Qualifiers:

*	Value exceeds maximum contaminant level	E	Estimated (value above quantitation range)
BRL	Below reporting limit	S	Spike Recovery outside limits due to matrix
H	Holding times for preparation or analysis exceeded	Narr	See case narrative
N	Analyte not NELAC certified	NC	Not confirmed
B	Analyte detected in the associated method blank	<	Less than Result value
>	Greater than Result value	J	Estimated value detected below Reporting Limit

Analytical Environmental Services, Inc **Date:** 31-Aug-18

Client:	Environmental Planning Specialists, Inc.	**Client Sample ID:**	18229-MW-9
Project Name:	Rheem	**Collection Date:**	8/17/2018 8:50:00 AM
Lab ID:	1808K61-007	**Matrix:**	Groundwater

Analyses	Result	Reporting Limit	Qual	Units	BatchID	Dilution Factor	Date Analyzed	Analyst
Total Organic Carbon (TOC) SW9060A								
Organic Carbon, Total	6.08	1.00		mg/L	R378602	1	08/24/2018 16:44	SK
TCL VOLATILE ORGANICS SW8260B				**(SW5030B)**				
1,1,1-Trichloroethane	BRL	5.0		ug/L	266320	1	08/25/2018 19:21	CC
1,1,2,2-Tetrachloroethane	BRL	5.0		ug/L	266320	1	08/25/2018 19:21	CC
1,1,2-Trichloroethane	BRL	5.0		ug/L	266320	1	08/25/2018 19:21	CC
1,1-Dichloroethane	BRL	5.0		ug/L	266320	1	08/25/2018 19:21	CC
1,1-Dichloroethene	8.4	5.0		ug/L	266320	1	08/25/2018 19:21	CC
1,2,4-Trichlorobenzene	BRL	5.0		ug/L	266320	1	08/25/2018 19:21	CC
1,2-Dibromo-3-chloropropane	BRL	5.0		ug/L	266320	1	08/25/2018 19:21	CC
1,2-Dibromoethane	BRL	5.0		ug/L	266320	1	08/25/2018 19:21	CC
1,2-Dichlorobenzene	BRL	5.0		ug/L	266320	1	08/25/2018 19:21	CC
1,2-Dichloroethane	BRL	5.0		ug/L	266320	1	08/25/2018 19:21	CC
1,2-Dichloropropane	BRL	5.0		ug/L	266320	1	08/25/2018 19:21	CC
1,3-Dichlorobenzene	BRL	5.0		ug/L	266320	1	08/25/2018 19:21	CC
1,4-Dichlorobenzene	BRL	5.0		ug/L	266320	1	08/25/2018 19:21	CC
2-Butanone	BRL	50		ug/L	266320	1	08/25/2018 19:21	CC
2-Hexanone	BRL	10		ug/L	266320	1	08/25/2018 19:21	CC
4-Methyl-2-pentanone	BRL	10		ug/L	266320	1	08/25/2018 19:21	CC
Acetone	BRL	50		ug/L	266320	1	08/25/2018 19:21	CC
Benzene	BRL	5.0		ug/L	266320	1	08/25/2018 19:21	CC
Bromodichloromethane	BRL	5.0		ug/L	266320	1	08/25/2018 19:21	CC
Bromoform	BRL	5.0		ug/L	266320	1	08/25/2018 19:21	CC
Bromomethane	BRL	5.0		ug/L	266320	1	08/25/2018 19:21	CC
Carbon disulfide	BRL	5.0		ug/L	266320	1	08/25/2018 19:21	CC
Carbon tetrachloride	BRL	5.0		ug/L	266320	1	08/25/2018 19:21	CC
Chlorobenzene	BRL	5.0		ug/L	266320	1	08/25/2018 19:21	CC
Chloroethane	BRL	10		ug/L	266320	1	08/25/2018 19:21	CC
Chloroform	BRL	5.0		ug/L	266320	1	08/25/2018 19:21	CC
Chloromethane	BRL	10		ug/L	266320	1	08/25/2018 19:21	CC
cis-1,2-Dichloroethene	2000	1000		ug/L	266320	500	08/28/2018 19:00	CC
cis-1,3-Dichloropropene	BRL	5.0		ug/L	266320	1	08/25/2018 19:21	CC
Cyclohexane	BRL	5.0		ug/L	266320	1	08/25/2018 19:21	CC
Dibromochloromethane	BRL	5.0		ug/L	266320	1	08/25/2018 19:21	CC
Dichlorodifluoromethane	BRL	10		ug/L	266320	1	08/25/2018 19:21	CC
Ethylbenzene	BRL	5.0		ug/L	266320	1	08/25/2018 19:21	CC
Freon-113	BRL	10		ug/L	266320	1	08/25/2018 19:21	CC
Isopropylbenzene	BRL	5.0		ug/L	266320	1	08/25/2018 19:21	CC
m,p-Xylene	BRL	5.0		ug/L	266320	1	08/25/2018 19:21	CC
Methyl acetate	BRL	5.0		ug/L	266320	1	08/25/2018 19:21	CC
Methyl tert-butyl ether	BRL	5.0		ug/L	266320	1	08/25/2018 19:21	CC

Qualifiers:

- * Value exceeds maximum contaminant level
- BRL Below reporting limit
- H Holding times for preparation or analysis exceeded
- N Analyte not NELAC certified
- B Analyte detected in the associated method blank
- > Greater than Result value
- E Estimated (value above quantitation range)
- S Spike Recovery outside limits due to matrix
- Narr See case narrative
- NC Not confirmed
- < Less than Result value
- J Estimated value detected below Reporting Limit

Analytical Environmental Services, Inc **Date:** 31-Aug-18

Client:	Environmental Planning Specialists, Inc.	**Client Sample ID:**	18229-MW-9
Project Name:	Rheem	**Collection Date:**	8/17/2018 8:50:00 AM
Lab ID:	1808K61-007	**Matrix:**	Groundwater

Analyses	Result	Reporting Limit	Qual	Units	BatchID	Dilution Factor	Date Analyzed	Analyst
TCL VOLATILE ORGANICS SW8260B				**(SW5030B)**				
Methylcyclohexane	BRL	5.0		ug/L	266320	1	08/25/2018 19:21	CC
Methylene chloride	BRL	5.0		ug/L	266320	1	08/25/2018 19:21	CC
o-Xylene	BRL	5.0		ug/L	266320	1	08/25/2018 19:21	CC
Styrene	BRL	5.0		ug/L	266320	1	08/25/2018 19:21	CC
Tetrachloroethene	BRL	5.0		ug/L	266320	1	08/25/2018 19:21	CC
Toluene	BRL	5.0		ug/L	266320	1	08/25/2018 19:21	CC
trans-1,2-Dichloroethene	BRL	5.0		ug/L	266320	1	08/25/2018 19:21	CC
trans-1,3-Dichloropropene	BRL	5.0		ug/L	266320	1	08/25/2018 19:21	CC
Trichloroethene	11000	2500		ug/L	266320	500	08/28/2018 19:00	CC
Trichlorofluoromethane	BRL	5.0		ug/L	266320	1	08/25/2018 19:21	CC
Vinyl chloride	36	2.0		ug/L	266320	1	08/25/2018 19:21	CC
Surr: 4-Bromofluorobenzene	83.4	68-127		%REC	266320	500	08/28/2018 19:00	CC
Surr: 4-Bromofluorobenzene	80.9	68-127		%REC	266320	1	08/25/2018 19:21	CC
Surr: Dibromofluoromethane	100	84.4-122		%REC	266320	500	08/28/2018 19:00	CC
Surr: Dibromofluoromethane	109	84.4-122		%REC	266320	1	08/25/2018 19:21	CC
Surr: Toluene-d8	100	80.1-116		%REC	266320	500	08/28/2018 19:00	CC
Surr: Toluene-d8	97.1	80.1-116		%REC	266320	1	08/25/2018 19:21	CC

Qualifiers:

*	Value exceeds maximum contaminant level	E	Estimated (value above quantitation range)
BRL	Below reporting limit	S	Spike Recovery outside limits due to matrix
H	Holding times for preparation or analysis exceeded	Narr	See case narrative
N	Analyte not NELAC certified	NC	Not confirmed
B	Analyte detected in the associated method blank	<	Less than Result value
>	Greater than Result value	J	Estimated value detected below Reporting Limit

Analytical Environmental Services, Inc **Date:** 31-Aug-18

Client:	Environmental Planning Specialists, Inc.	**Client Sample ID:**	18229-MW-51A
Project Name:	Rheem	**Collection Date:**	8/17/2018 8:45:00 AM
Lab ID:	1808K61-008	**Matrix:**	Groundwater

Analyses	Result	Reporting Limit	Qual	Units	BatchID	Dilution Factor	Date Analyzed	Analyst
Total Organic Carbon (TOC) SW9060A								
Organic Carbon, Total	113	2.00		mg/L	R378602	2	08/24/2018 23:04	SK
TCL VOLATILE ORGANICS SW8260B				**(SW5030B)**				
1,1,1-Trichloroethane	110	5.0		ug/L	266320	1	08/25/2018 19:50	CC
1,1,2,2-Tetrachloroethane	BRL	5.0		ug/L	266320	1	08/25/2018 19:50	CC
1,1,2-Trichloroethane	94	5.0		ug/L	266320	1	08/25/2018 19:50	CC
1,1-Dichloroethane	BRL	5.0		ug/L	266320	1	08/25/2018 19:50	CC
1,1-Dichloroethene	76	5.0		ug/L	266320	1	08/25/2018 19:50	CC
1,2,4-Trichlorobenzene	BRL	5.0		ug/L	266320	1	08/25/2018 19:50	CC
1,2-Dibromo-3-chloropropane	BRL	5.0		ug/L	266320	1	08/25/2018 19:50	CC
1,2-Dibromoethane	BRL	5.0		ug/L	266320	1	08/25/2018 19:50	CC
1,2-Dichlorobenzene	BRL	5.0		ug/L	266320	1	08/25/2018 19:50	CC
1,2-Dichloroethane	BRL	5.0		ug/L	266320	1	08/25/2018 19:50	CC
1,2-Dichloropropane	BRL	5.0		ug/L	266320	1	08/25/2018 19:50	CC
1,3-Dichlorobenzene	BRL	5.0		ug/L	266320	1	08/25/2018 19:50	CC
1,4-Dichlorobenzene	BRL	5.0		ug/L	266320	1	08/25/2018 19:50	CC
2-Butanone	BRL	50		ug/L	266320	1	08/25/2018 19:50	CC
2-Hexanone	BRL	10		ug/L	266320	1	08/25/2018 19:50	CC
4-Methyl-2-pentanone	BRL	10		ug/L	266320	1	08/25/2018 19:50	CC
Acetone	BRL	50		ug/L	266320	1	08/25/2018 19:50	CC
Benzene	5.4	5.0		ug/L	266320	1	08/25/2018 19:50	CC
Bromodichloromethane	BRL	5.0		ug/L	266320	1	08/25/2018 19:50	CC
Bromoform	BRL	5.0		ug/L	266320	1	08/25/2018 19:50	CC
Bromomethane	BRL	5.0		ug/L	266320	1	08/25/2018 19:50	CC
Carbon disulfide	BRL	5.0		ug/L	266320	1	08/25/2018 19:50	CC
Carbon tetrachloride	8.7	5.0		ug/L	266320	1	08/25/2018 19:50	CC
Chlorobenzene	BRL	5.0		ug/L	266320	1	08/25/2018 19:50	CC
Chloroethane	BRL	10		ug/L	266320	1	08/25/2018 19:50	CC
Chloroform	14	5.0		ug/L	266320	1	08/25/2018 19:50	CC
Chloromethane	BRL	10		ug/L	266320	1	08/25/2018 19:50	CC
cis-1,2-Dichloroethene	15000	2500		ug/L	266320	500	08/28/2018 19:27	CC
cis-1,3-Dichloropropene	BRL	5.0		ug/L	266320	1	08/25/2018 19:50	CC
Cyclohexane	BRL	5.0		ug/L	266320	1	08/25/2018 19:50	CC
Dibromochloromethane	BRL	5.0		ug/L	266320	1	08/25/2018 19:50	CC
Dichlorodifluoromethane	BRL	10		ug/L	266320	1	08/25/2018 19:50	CC
Ethylbenzene	BRL	5.0		ug/L	266320	1	08/25/2018 19:50	CC
Freon-113	BRL	10		ug/L	266320	1	08/25/2018 19:50	CC
Isopropylbenzene	BRL	5.0		ug/L	266320	1	08/25/2018 19:50	CC
m,p-Xylene	BRL	5.0		ug/L	266320	1	08/25/2018 19:50	CC
Methyl acetate	BRL	5.0		ug/L	266320	1	08/25/2018 19:50	CC
Methyl tert-butyl ether	BRL	5.0		ug/L	266320	1	08/25/2018 19:50	CC

Qualifiers:

- * Value exceeds maximum contaminant level
- BRL Below reporting limit
- H Holding times for preparation or analysis exceeded
- N Analyte not NELAC certified
- B Analyte detected in the associated method blank
- > Greater than Result value
- E Estimated (value above quantitation range)
- S Spike Recovery outside limits due to matrix
- Narr See case narrative
- NC Not confirmed
- < Less than Result value
- J Estimated value detected below Reporting Limit

Analytical Environmental Services, Inc **Date:** 31-Aug-18

Client:	Environmental Planning Specialists, Inc.	**Client Sample ID:**	18229-MW-51A
Project Name:	Rheem	**Collection Date:**	8/17/2018 8:45:00 AM
Lab ID:	1808K61-008	**Matrix:**	Groundwater

Analyses	Result	Reporting Limit	Qual	Units	BatchID	Dilution Factor	Date Analyzed	Analyst
TCL VOLATILE ORGANICS SW8260B				**(SW5030B)**				
Methylcyclohexane	BRL	5.0		ug/L	266320	1	08/25/2018 19:50	CC
Methylene chloride	10	5.0		ug/L	266320	1	08/25/2018 19:50	CC
o-Xylene	BRL	5.0		ug/L	266320	1	08/25/2018 19:50	CC
Styrene	BRL	5.0		ug/L	266320	1	08/25/2018 19:50	CC
Tetrachloroethene	19	5.0		ug/L	266320	1	08/25/2018 19:50	CC
Toluene	5.6	5.0		ug/L	266320	1	08/25/2018 19:50	CC
trans-1,2-Dichloroethene	BRL	5.0		ug/L	266320	1	08/25/2018 19:50	CC
trans-1,3-Dichloropropene	BRL	5.0		ug/L	266320	1	08/25/2018 19:50	CC
Trichloroethene	BRL	5.0		ug/L	266320	1	08/25/2018 19:50	CC
Trichlorofluoromethane	BRL	5.0		ug/L	266320	1	08/25/2018 19:50	CC
Vinyl chloride	BRL	2.0		ug/L	266320	1	08/25/2018 19:50	CC
Surr: 4-Bromofluorobenzene	82.3	68-127		%REC	266320	500	08/28/2018 19:27	CC
Surr: 4-Bromofluorobenzene	88.5	68-127		%REC	266320	1	08/25/2018 19:50	CC
Surr: Dibromofluoromethane	92.9	84.4-122		%REC	266320	500	08/28/2018 19:27	CC
Surr: Dibromofluoromethane	86.8	84.4-122		%REC	266320	1	08/25/2018 19:50	CC
Surr: Toluene-d8	96.8	80.1-116		%REC	266320	500	08/28/2018 19:27	CC
Surr: Toluene-d8	90.5	80.1-116		%REC	266320	1	08/25/2018 19:50	CC

Qualifiers:

*	Value exceeds maximum contaminant level	E	Estimated (value above quantitation range)
BRL	Below reporting limit	S	Spike Recovery outside limits due to matrix
H	Holding times for preparation or analysis exceeded	Narr	See case narrative
N	Analyte not NELAC certified	NC	Not confirmed
B	Analyte detected in the associated method blank	<	Less than Result value
>	Greater than Result value	J	Estimated value detected below Reporting Limit

Analytical Environmental Services, Inc **Date:** 31-Aug-18

Client:	Environmental Planning Specialists, Inc.	**Client Sample ID:**	18229-PZ-7
Project Name:	Rheem	**Collection Date:**	8/17/2018 10:20:00 AM
Lab ID:	1808K61-009	**Matrix:**	Groundwater

Analyses	Result	Reporting Limit	Qual	Units	BatchID	Dilution Factor	Date Analyzed	Analyst
Total Organic Carbon (TOC) SW9060A								
Organic Carbon, Total	20.2	3.00		mg/L	R378602	3	08/24/2018 23:31	SK
TCL VOLATILE ORGANICS SW8260B				**(SW5030B)**				
1,1,1-Trichloroethane	BRL	5.0		ug/L	266320	1	08/25/2018 20:19	CC
1,1,2,2-Tetrachloroethane	BRL	5.0		ug/L	266320	1	08/25/2018 20:19	CC
1,1,2-Trichloroethane	10	5.0		ug/L	266320	1	08/25/2018 20:19	CC
1,1-Dichloroethane	BRL	5.0		ug/L	266320	1	08/25/2018 20:19	CC
1,1-Dichloroethene	32	5.0		ug/L	266320	1	08/25/2018 20:19	CC
1,2,4-Trichlorobenzene	BRL	5.0		ug/L	266320	1	08/25/2018 20:19	CC
1,2-Dibromo-3-chloropropane	BRL	5.0		ug/L	266320	1	08/25/2018 20:19	CC
1,2-Dibromoethane	BRL	5.0		ug/L	266320	1	08/25/2018 20:19	CC
1,2-Dichlorobenzene	BRL	5.0		ug/L	266320	1	08/25/2018 20:19	CC
1,2-Dichloroethane	BRL	5.0		ug/L	266320	1	08/25/2018 20:19	CC
1,2-Dichloropropane	BRL	5.0		ug/L	266320	1	08/25/2018 20:19	CC
1,3-Dichlorobenzene	BRL	5.0		ug/L	266320	1	08/25/2018 20:19	CC
1,4-Dichlorobenzene	BRL	5.0		ug/L	266320	1	08/25/2018 20:19	CC
2-Butanone	BRL	50		ug/L	266320	1	08/25/2018 20:19	CC
2-Hexanone	BRL	10		ug/L	266320	1	08/25/2018 20:19	CC
4-Methyl-2-pentanone	BRL	10		ug/L	266320	1	08/25/2018 20:19	CC
Acetone	BRL	50		ug/L	266320	1	08/25/2018 20:19	CC
Benzene	BRL	5.0		ug/L	266320	1	08/25/2018 20:19	CC
Bromodichloromethane	BRL	5.0		ug/L	266320	1	08/25/2018 20:19	CC
Bromoform	BRL	5.0		ug/L	266320	1	08/25/2018 20:19	CC
Bromomethane	BRL	5.0		ug/L	266320	1	08/25/2018 20:19	CC
Carbon disulfide	BRL	5.0		ug/L	266320	1	08/25/2018 20:19	CC
Carbon tetrachloride	BRL	5.0		ug/L	266320	1	08/25/2018 20:19	CC
Chlorobenzene	BRL	5.0		ug/L	266320	1	08/25/2018 20:19	CC
Chloroethane	BRL	10		ug/L	266320	1	08/25/2018 20:19	CC
Chloroform	BRL	5.0		ug/L	266320	1	08/25/2018 20:19	CC
Chloromethane	BRL	10		ug/L	266320	1	08/25/2018 20:19	CC
cis-1,2-Dichloroethene	12000	2500		ug/L	266320	500	08/28/2018 19:54	CC
cis-1,3-Dichloropropene	BRL	5.0		ug/L	266320	1	08/25/2018 20:19	CC
Cyclohexane	BRL	5.0		ug/L	266320	1	08/25/2018 20:19	CC
Dibromochloromethane	BRL	5.0		ug/L	266320	1	08/25/2018 20:19	CC
Dichlorodifluoromethane	170	10		ug/L	266320	1	08/25/2018 20:19	CC
Ethylbenzene	BRL	5.0		ug/L	266320	1	08/25/2018 20:19	CC
Freon-113	BRL	10		ug/L	266320	1	08/25/2018 20:19	CC
Isopropylbenzene	BRL	5.0		ug/L	266320	1	08/25/2018 20:19	CC
m,p-Xylene	BRL	5.0		ug/L	266320	1	08/25/2018 20:19	CC
Methyl acetate	BRL	5.0		ug/L	266320	1	08/25/2018 20:19	CC
Methyl tert-butyl ether	BRL	5.0		ug/L	266320	1	08/25/2018 20:19	CC

Qualifiers:

- * Value exceeds maximum contaminant level
- BRL Below reporting limit
- H Holding times for preparation or analysis exceeded
- N Analyte not NELAC certified
- B Analyte detected in the associated method blank
- > Greater than Result value
- E Estimated (value above quantitation range)
- S Spike Recovery outside limits due to matrix
- Narr See case narrative
- NC Not confirmed
- < Less than Result value
- J Estimated value detected below Reporting Limit

Analytical Environmental Services, Inc **Date:** 31-Aug-18

Client:	Environmental Planning Specialists, Inc.	**Client Sample ID:**	18229-PZ-7
Project Name:	Rheem	**Collection Date:**	8/17/2018 10:20:00 AM
Lab ID:	1808K61-009	**Matrix:**	Groundwater

Analyses	Result	Reporting Limit	Qual	Units	BatchID	Dilution Factor	Date Analyzed	Analyst
TCL VOLATILE ORGANICS SW8260B				**(SW5030B)**				
Methylcyclohexane	BRL	5.0		ug/L	266320	1	08/25/2018 20:19	CC
Methylene chloride	BRL	5.0		ug/L	266320	1	08/25/2018 20:19	CC
o-Xylene	BRL	5.0		ug/L	266320	1	08/25/2018 20:19	CC
Styrene	BRL	5.0		ug/L	266320	1	08/25/2018 20:19	CC
Tetrachloroethene	BRL	5.0		ug/L	266320	1	08/25/2018 20:19	CC
Toluene	BRL	5.0		ug/L	266320	1	08/25/2018 20:19	CC
trans-1,2-Dichloroethene	34	5.0		ug/L	266320	1	08/25/2018 20:19	CC
trans-1,3-Dichloropropene	BRL	5.0		ug/L	266320	1	08/25/2018 20:19	CC
Trichloroethene	1300	1000		ug/L	266320	500	08/28/2018 19:54	CC
Trichlorofluoromethane	BRL	5.0		ug/L	266320	1	08/25/2018 20:19	CC
Vinyl chloride	5200	1000		ug/L	266320	500	08/28/2018 19:54	CC
Surr: 4-Bromofluorobenzene	77.2	68-127		%REC	266320	500	08/28/2018 19:54	CC
Surr: 4-Bromofluorobenzene	86.2	68-127		%REC	266320	1	08/25/2018 20:19	CC
Surr: Dibromofluoromethane	100	84.4-122		%REC	266320	500	08/28/2018 19:54	CC
Surr: Dibromofluoromethane	94	84.4-122		%REC	266320	1	08/25/2018 20:19	CC
Surr: Toluene-d8	99.3	80.1-116		%REC	266320	500	08/28/2018 19:54	CC
Surr: Toluene-d8	91.5	80.1-116		%REC	266320	1	08/25/2018 20:19	CC

Qualifiers:

*	Value exceeds maximum contaminant level	E	Estimated (value above quantitation range)
BRL	Below reporting limit	S	Spike Recovery outside limits due to matrix
H	Holding times for preparation or analysis exceeded	Narr	See case narrative
N	Analyte not NELAC certified	NC	Not confirmed
B	Analyte detected in the associated method blank	<	Less than Result value
>	Greater than Result value	J	Estimated value detected below Reporting Limit

Analytical Environmental Services, Inc **Date:** 31-Aug-18

Client:	Environmental Planning Specialists, Inc.	**Client Sample ID:**	18232-MW-1
Project Name:	Rheem	**Collection Date:**	8/20/2018 11:20:00 AM
Lab ID:	1808K61-010	**Matrix:**	Groundwater

Analyses	Result	Reporting Limit	Qual	Units	BatchID	Dilution Factor	Date Analyzed	Analyst
Total Organic Carbon (TOC) SW9060A								
Organic Carbon, Total	89.4	3.00		mg/L	R378602	3	08/24/2018 23:58	SK
TCL VOLATILE ORGANICS SW8260B				**(SW5030B)**				
1,1,1-Trichloroethane	BRL	5.0		ug/L	266320	1	08/29/2018 01:48	CC
1,1,2,2-Tetrachloroethane	BRL	5.0		ug/L	266320	1	08/29/2018 01:48	CC
1,1,2-Trichloroethane	BRL	5.0		ug/L	266320	1	08/29/2018 01:48	CC
1,1-Dichloroethane	BRL	5.0		ug/L	266320	1	08/29/2018 01:48	CC
1,1-Dichloroethene	BRL	5.0		ug/L	266320	1	08/29/2018 01:48	CC
1,2,4-Trichlorobenzene	BRL	5.0		ug/L	266320	1	08/29/2018 01:48	CC
1,2-Dibromo-3-chloropropane	BRL	5.0		ug/L	266320	1	08/29/2018 01:48	CC
1,2-Dibromoethane	BRL	5.0		ug/L	266320	1	08/29/2018 01:48	CC
1,2-Dichlorobenzene	BRL	5.0		ug/L	266320	1	08/29/2018 01:48	CC
1,2-Dichloroethane	BRL	5.0		ug/L	266320	1	08/29/2018 01:48	CC
1,2-Dichloropropane	BRL	5.0		ug/L	266320	1	08/29/2018 01:48	CC
1,3-Dichlorobenzene	BRL	5.0		ug/L	266320	1	08/29/2018 01:48	CC
1,4-Dichlorobenzene	BRL	5.0		ug/L	266320	1	08/29/2018 01:48	CC
2-Butanone	BRL	50		ug/L	266320	1	08/29/2018 01:48	CC
2-Hexanone	BRL	10		ug/L	266320	1	08/29/2018 01:48	CC
4-Methyl-2-pentanone	BRL	10		ug/L	266320	1	08/29/2018 01:48	CC
Acetone	BRL	50		ug/L	266320	1	08/29/2018 01:48	CC
Benzene	BRL	5.0		ug/L	266320	1	08/29/2018 01:48	CC
Bromodichloromethane	BRL	5.0		ug/L	266320	1	08/29/2018 01:48	CC
Bromoform	BRL	5.0		ug/L	266320	1	08/29/2018 01:48	CC
Bromomethane	BRL	5.0		ug/L	266320	1	08/29/2018 01:48	CC
Carbon disulfide	BRL	5.0		ug/L	266320	1	08/29/2018 01:48	CC
Carbon tetrachloride	BRL	5.0		ug/L	266320	1	08/29/2018 01:48	CC
Chlorobenzene	BRL	5.0		ug/L	266320	1	08/29/2018 01:48	CC
Chloroethane	BRL	10		ug/L	266320	1	08/29/2018 01:48	CC
Chloroform	BRL	5.0		ug/L	266320	1	08/29/2018 01:48	CC
Chloromethane	BRL	10		ug/L	266320	1	08/29/2018 01:48	CC
cis-1,2-Dichloroethene	76	5.0		ug/L	266320	1	08/29/2018 01:48	CC
cis-1,3-Dichloropropene	BRL	5.0		ug/L	266320	1	08/29/2018 01:48	CC
Cyclohexane	BRL	5.0		ug/L	266320	1	08/29/2018 01:48	CC
Dibromochloromethane	BRL	5.0		ug/L	266320	1	08/29/2018 01:48	CC
Dichlorodifluoromethane	BRL	10		ug/L	266320	1	08/29/2018 01:48	CC
Ethylbenzene	BRL	5.0		ug/L	266320	1	08/29/2018 01:48	CC
Freon-113	BRL	10		ug/L	266320	1	08/29/2018 01:48	CC
Isopropylbenzene	BRL	5.0		ug/L	266320	1	08/29/2018 01:48	CC
m,p-Xylene	BRL	5.0		ug/L	266320	1	08/29/2018 01:48	CC
Methyl acetate	BRL	5.0		ug/L	266320	1	08/29/2018 01:48	CC
Methyl tert-butyl ether	BRL	5.0		ug/L	266320	1	08/29/2018 01:48	CC

Qualifiers:

- * Value exceeds maximum contaminant level
- BRL Below reporting limit
- H Holding times for preparation or analysis exceeded
- N Analyte not NELAC certified
- B Analyte detected in the associated method blank
- > Greater than Result value
- E Estimated (value above quantitation range)
- S Spike Recovery outside limits due to matrix
- Narr See case narrative
- NC Not confirmed
- < Less than Result value
- J Estimated value detected below Reporting Limit

Analytical Environmental Services, Inc **Date:** 31-Aug-18

Client:	Environmental Planning Specialists, Inc.	**Client Sample ID:**	18232-MW-1
Project Name:	Rheem	**Collection Date:**	8/20/2018 11:20:00 AM
Lab ID:	1808K61-010	**Matrix:**	Groundwater

Analyses	Result	Reporting Limit	Qual	Units	BatchID	Dilution Factor	Date Analyzed	Analyst
TCL VOLATILE ORGANICS SW8260B				**(SW5030B)**				
Methylcyclohexane	BRL	5.0		ug/L	266320	1	08/29/2018 01:48	CC
Methylene chloride	BRL	5.0		ug/L	266320	1	08/29/2018 01:48	CC
o-Xylene	BRL	5.0		ug/L	266320	1	08/29/2018 01:48	CC
Styrene	BRL	5.0		ug/L	266320	1	08/29/2018 01:48	CC
Tetrachloroethene	BRL	5.0		ug/L	266320	1	08/29/2018 01:48	CC
Toluene	BRL	5.0		ug/L	266320	1	08/29/2018 01:48	CC
trans-1,2-Dichloroethene	BRL	5.0		ug/L	266320	1	08/29/2018 01:48	CC
trans-1,3-Dichloropropene	BRL	5.0		ug/L	266320	1	08/29/2018 01:48	CC
Trichloroethene	BRL	5.0		ug/L	266320	1	08/29/2018 01:48	CC
Trichlorofluoromethane	BRL	5.0		ug/L	266320	1	08/29/2018 01:48	CC
Vinyl chloride	24	2.0		ug/L	266320	1	08/29/2018 01:48	CC
Surr: 4-Bromofluorobenzene	83.6	68-127		%REC	266320	1	08/29/2018 01:48	CC
Surr: Dibromofluoromethane	100	84.4-122		%REC	266320	1	08/29/2018 01:48	CC
Surr: Toluene-d8	102	80.1-116		%REC	266320	1	08/29/2018 01:48	CC

Qualifiers:

*	Value exceeds maximum contaminant level	E	Estimated (value above quantitation range)
BRL	Below reporting limit	S	Spike Recovery outside limits due to matrix
H	Holding times for preparation or analysis exceeded	Narr	See case narrative
N	Analyte not NELAC certified	NC	Not confirmed
B	Analyte detected in the associated method blank	<	Less than Result value
>	Greater than Result value	J	Estimated value detected below Reporting Limit

Analytical Environmental Services, Inc **Date:** 31-Aug-18

Client:	Environmental Planning Specialists, Inc.	**Client Sample ID:**	18232-MW51B
Project Name:	Rheem	**Collection Date:**	8/20/2018 10:15:00 AM
Lab ID:	1808K61-011	**Matrix:**	Groundwater

Analyses	Result	Reporting Limit	Qual	Units	BatchID	Dilution Factor	Date Analyzed	Analyst
Total Organic Carbon (TOC) SW9060A								
Organic Carbon, Total	83.8	3.00		mg/L	R378602	3	08/25/2018 00:25	SK
TCL VOLATILE ORGANICS SW8260B				**(SW5030B)**				
1,1,1-Trichloroethane	BRL	5000		ug/L	266320	1000	08/30/2018 05:20	CC
1,1,2,2-Tetrachloroethane	BRL	5000		ug/L	266320	1000	08/30/2018 05:20	CC
1,1,2-Trichloroethane	BRL	5000		ug/L	266320	1000	08/30/2018 05:20	CC
1,1-Dichloroethane	BRL	5000		ug/L	266320	1000	08/30/2018 05:20	CC
1,1-Dichloroethene	BRL	5000		ug/L	266320	1000	08/30/2018 05:20	CC
1,2,4-Trichlorobenzene	BRL	5000		ug/L	266320	1000	08/30/2018 05:20	CC
1,2-Dibromo-3-chloropropane	BRL	5000		ug/L	266320	1000	08/30/2018 05:20	CC
1,2-Dibromoethane	BRL	5000		ug/L	266320	1000	08/30/2018 05:20	CC
1,2-Dichlorobenzene	BRL	5000		ug/L	266320	1000	08/30/2018 05:20	CC
1,2-Dichloroethane	BRL	5000		ug/L	266320	1000	08/30/2018 05:20	CC
1,2-Dichloropropane	BRL	5000		ug/L	266320	1000	08/30/2018 05:20	CC
1,3-Dichlorobenzene	BRL	5000		ug/L	266320	1000	08/30/2018 05:20	CC
1,4-Dichlorobenzene	BRL	5000		ug/L	266320	1000	08/30/2018 05:20	CC
2-Butanone	BRL	50000		ug/L	266320	1000	08/30/2018 05:20	CC
2-Hexanone	BRL	10000		ug/L	266320	1000	08/30/2018 05:20	CC
4-Methyl-2-pentanone	BRL	10000		ug/L	266320	1000	08/30/2018 05:20	CC
Acetone	BRL	50000		ug/L	266320	1000	08/30/2018 05:20	CC
Benzene	BRL	5000		ug/L	266320	1000	08/30/2018 05:20	CC
Bromodichloromethane	BRL	5000		ug/L	266320	1000	08/30/2018 05:20	CC
Bromoform	BRL	5000		ug/L	266320	1000	08/30/2018 05:20	CC
Bromomethane	BRL	5000		ug/L	266320	1000	08/30/2018 05:20	CC
Carbon disulfide	BRL	5000		ug/L	266320	1000	08/30/2018 05:20	CC
Carbon tetrachloride	BRL	5000		ug/L	266320	1000	08/30/2018 05:20	CC
Chlorobenzene	BRL	5000		ug/L	266320	1000	08/30/2018 05:20	CC
Chloroethane	BRL	10000		ug/L	266320	1000	08/30/2018 05:20	CC
Chloroform	BRL	5000		ug/L	266320	1000	08/30/2018 05:20	CC
Chloromethane	BRL	10000		ug/L	266320	1000	08/30/2018 05:20	CC
cis-1,2-Dichloroethene	28000	5000		ug/L	266320	1000	08/30/2018 05:20	CC
cis-1,3-Dichloropropene	BRL	5000		ug/L	266320	1000	08/30/2018 05:20	CC
Cyclohexane	BRL	5000		ug/L	266320	1000	08/30/2018 05:20	CC
Dibromochloromethane	BRL	5000		ug/L	266320	1000	08/30/2018 05:20	CC
Dichlorodifluoromethane	BRL	10000		ug/L	266320	1000	08/30/2018 05:20	CC
Ethylbenzene	BRL	5000		ug/L	266320	1000	08/30/2018 05:20	CC
Freon-113	BRL	10000		ug/L	266320	1000	08/30/2018 05:20	CC
Isopropylbenzene	BRL	5000		ug/L	266320	1000	08/30/2018 05:20	CC
m,p-Xylene	BRL	5000		ug/L	266320	1000	08/30/2018 05:20	CC
Methyl acetate	BRL	5000		ug/L	266320	1000	08/30/2018 05:20	CC
Methyl tert-butyl ether	BRL	5000		ug/L	266320	1000	08/30/2018 05:20	CC

Qualifiers:

- * Value exceeds maximum contaminant level
- BRL Below reporting limit
- H Holding times for preparation or analysis exceeded
- N Analyte not NELAC certified
- B Analyte detected in the associated method blank
- > Greater than Result value
- E Estimated (value above quantitation range)
- S Spike Recovery outside limits due to matrix
- Narr See case narrative
- NC Not confirmed
- < Less than Result value
- J Estimated value detected below Reporting Limit

Analytical Environmental Services, Inc **Date:** 31-Aug-18

Client:	Environmental Planning Specialists, Inc.	**Client Sample ID:**	18232-MW51B
Project Name:	Rheem	**Collection Date:**	8/20/2018 10:15:00 AM
Lab ID:	1808K61-011	**Matrix:**	Groundwater

Analyses	Result	Reporting Limit	Qual	Units	BatchID	Dilution Factor	Date Analyzed	Analyst
TCL VOLATILE ORGANICS SW8260B				**(SW5030B)**				
Methylcyclohexane	BRL	5000		ug/L	266320	1000	08/30/2018 05:20	CC
Methylene chloride	BRL	5000		ug/L	266320	1000	08/30/2018 05:20	CC
o-Xylene	BRL	5000		ug/L	266320	1000	08/30/2018 05:20	CC
Styrene	BRL	5000		ug/L	266320	1000	08/30/2018 05:20	CC
Tetrachloroethene	BRL	5000		ug/L	266320	1000	08/30/2018 05:20	CC
Toluene	BRL	5000		ug/L	266320	1000	08/30/2018 05:20	CC
trans-1,2-Dichloroethene	BRL	5000		ug/L	266320	1000	08/30/2018 05:20	CC
trans-1,3-Dichloropropene	BRL	5000		ug/L	266320	1000	08/30/2018 05:20	CC
Trichloroethene	270000	25000		ug/L	266320	5000	08/30/2018 16:48	CC
Trichlorofluoromethane	BRL	5000		ug/L	266320	1000	08/30/2018 05:20	CC
Vinyl chloride	BRL	2000		ug/L	266320	1000	08/30/2018 05:20	CC
Surr: 4-Bromofluorobenzene	79.9	68-127		%REC	266320	5000	08/30/2018 16:48	CC
Surr: 4-Bromofluorobenzene	78.4	68-127		%REC	266320	1000	08/30/2018 05:20	CC
Surr: Dibromofluoromethane	108	84.4-122		%REC	266320	5000	08/30/2018 16:48	CC
Surr: Dibromofluoromethane	100	84.4-122		%REC	266320	1000	08/30/2018 05:20	CC
Surr: Toluene-d8	104	80.1-116		%REC	266320	5000	08/30/2018 16:48	CC
Surr: Toluene-d8	95.4	80.1-116		%REC	266320	1000	08/30/2018 05:20	CC

Qualifiers:

*	Value exceeds maximum contaminant level	E	Estimated (value above quantitation range)
BRL	Below reporting limit	S	Spike Recovery outside limits due to matrix
H	Holding times for preparation or analysis exceeded	Narr	See case narrative
N	Analyte not NELAC certified	NC	Not confirmed
B	Analyte detected in the associated method blank	<	Less than Result value
>	Greater than Result value	J	Estimated value detected below Reporting Limit

Analytical Environmental Services, Inc **Date:** 31-Aug-18

Client:	Environmental Planning Specialists, Inc.	**Client Sample ID:**	18232-MW-51C
Project Name:	Rheem	**Collection Date:**	8/20/2018 10:50:00 AM
Lab ID:	1808K61-012	**Matrix:**	Groundwater

Analyses	Result	Reporting Limit	Qual	Units	BatchID	Dilution Factor	Date Analyzed	Analyst
Total Organic Carbon (TOC) SW9060A								
Organic Carbon, Total	9.47	1.00		mg/L	R378697	1	08/27/2018 12:14	SK
TCL VOLATILE ORGANICS SW8260B				**(SW5030B)**				
1,1,1-Trichloroethane	BRL	250		ug/L	266320	50	08/30/2018 04:25	CC
1,1,2,2-Tetrachloroethane	BRL	250		ug/L	266320	50	08/30/2018 04:25	CC
1,1,2-Trichloroethane	BRL	250		ug/L	266320	50	08/30/2018 04:25	CC
1,1-Dichloroethane	BRL	250		ug/L	266320	50	08/30/2018 04:25	CC
1,1-Dichloroethene	BRL	250		ug/L	266320	50	08/30/2018 04:25	CC
1,2,4-Trichlorobenzene	BRL	250		ug/L	266320	50	08/30/2018 04:25	CC
1,2-Dibromo-3-chloropropane	BRL	250		ug/L	266320	50	08/30/2018 04:25	CC
1,2-Dibromoethane	BRL	250		ug/L	266320	50	08/30/2018 04:25	CC
1,2-Dichlorobenzene	BRL	250		ug/L	266320	50	08/30/2018 04:25	CC
1,2-Dichloroethane	BRL	250		ug/L	266320	50	08/30/2018 04:25	CC
1,2-Dichloropropane	BRL	250		ug/L	266320	50	08/30/2018 04:25	CC
1,3-Dichlorobenzene	BRL	250		ug/L	266320	50	08/30/2018 04:25	CC
1,4-Dichlorobenzene	BRL	250		ug/L	266320	50	08/30/2018 04:25	CC
2-Butanone	BRL	2500		ug/L	266320	50	08/30/2018 04:25	CC
2-Hexanone	BRL	500		ug/L	266320	50	08/30/2018 04:25	CC
4-Methyl-2-pentanone	BRL	500		ug/L	266320	50	08/30/2018 04:25	CC
Acetone	BRL	2500		ug/L	266320	50	08/30/2018 04:25	CC
Benzene	BRL	250		ug/L	266320	50	08/30/2018 04:25	CC
Bromodichloromethane	BRL	250		ug/L	266320	50	08/30/2018 04:25	CC
Bromoform	BRL	250		ug/L	266320	50	08/30/2018 04:25	CC
Bromomethane	BRL	250		ug/L	266320	50	08/30/2018 04:25	CC
Carbon disulfide	BRL	250		ug/L	266320	50	08/30/2018 04:25	CC
Carbon tetrachloride	BRL	250		ug/L	266320	50	08/30/2018 04:25	CC
Chlorobenzene	BRL	250		ug/L	266320	50	08/30/2018 04:25	CC
Chloroethane	BRL	500		ug/L	266320	50	08/30/2018 04:25	CC
Chloroform	BRL	250		ug/L	266320	50	08/30/2018 04:25	CC
Chloromethane	BRL	500		ug/L	266320	50	08/30/2018 04:25	CC
cis-1,2-Dichloroethene	BRL	250		ug/L	266320	50	08/30/2018 04:25	CC
cis-1,3-Dichloropropene	BRL	250		ug/L	266320	50	08/30/2018 04:25	CC
Cyclohexane	BRL	250		ug/L	266320	50	08/30/2018 04:25	CC
Dibromochloromethane	BRL	250		ug/L	266320	50	08/30/2018 04:25	CC
Dichlorodifluoromethane	BRL	500		ug/L	266320	50	08/30/2018 04:25	CC
Ethylbenzene	BRL	250		ug/L	266320	50	08/30/2018 04:25	CC
Freon-113	BRL	500		ug/L	266320	50	08/30/2018 04:25	CC
Isopropylbenzene	BRL	250		ug/L	266320	50	08/30/2018 04:25	CC
m,p-Xylene	BRL	250		ug/L	266320	50	08/30/2018 04:25	CC
Methyl acetate	BRL	250		ug/L	266320	50	08/30/2018 04:25	CC
Methyl tert-butyl ether	BRL	250		ug/L	266320	50	08/30/2018 04:25	CC

Qualifiers:

- * Value exceeds maximum contaminant level
- BRL Below reporting limit
- H Holding times for preparation or analysis exceeded
- N Analyte not NELAC certified
- B Analyte detected in the associated method blank
- > Greater than Result value
- E Estimated (value above quantitation range)
- S Spike Recovery outside limits due to matrix
- Narr See case narrative
- NC Not confirmed
- < Less than Result value
- J Estimated value detected below Reporting Limit

Analytical Environmental Services, Inc **Date:** 31-Aug-18

Client:	Environmental Planning Specialists, Inc.	**Client Sample ID:**	18232-MW-51C
Project Name:	Rheem	**Collection Date:**	8/20/2018 10:50:00 AM
Lab ID:	1808K61-012	**Matrix:**	Groundwater

Analyses	Result	Reporting Limit	Qual	Units	BatchID	Dilution Factor	Date Analyzed	Analyst
TCL VOLATILE ORGANICS SW8260B				**(SW5030B)**				
Methylcyclohexane	BRL	250		ug/L	266320	50	08/30/2018 04:25	CC
Methylene chloride	BRL	250		ug/L	266320	50	08/30/2018 04:25	CC
o-Xylene	BRL	250		ug/L	266320	50	08/30/2018 04:25	CC
Styrene	BRL	250		ug/L	266320	50	08/30/2018 04:25	CC
Tetrachloroethene	BRL	250		ug/L	266320	50	08/30/2018 04:25	CC
Toluene	BRL	250		ug/L	266320	50	08/30/2018 04:25	CC
trans-1,2-Dichloroethene	BRL	250		ug/L	266320	50	08/30/2018 04:25	CC
trans-1,3-Dichloropropene	BRL	250		ug/L	266320	50	08/30/2018 04:25	CC
Trichloroethene	49000	25000		ug/L	266320	5000	08/30/2018 17:15	CC
Trichlorofluoromethane	BRL	250		ug/L	266320	50	08/30/2018 04:25	CC
Vinyl chloride	BRL	100		ug/L	266320	50	08/30/2018 04:25	CC
Surr: 4-Bromofluorobenzene	76.4	68-127		%REC	266320	5000	08/30/2018 17:15	CC
Surr: 4-Bromofluorobenzene	85.3	68-127		%REC	266320	50	08/30/2018 04:25	CC
Surr: Dibromofluoromethane	99.9	84.4-122		%REC	266320	50	08/30/2018 04:25	CC
Surr: Dibromofluoromethane	101	84.4-122		%REC	266320	5000	08/30/2018 17:15	CC
Surr: Toluene-d8	94.2	80.1-116		%REC	266320	50	08/30/2018 04:25	CC
Surr: Toluene-d8	96.8	80.1-116		%REC	266320	5000	08/30/2018 17:15	CC

Qualifiers:

*	Value exceeds maximum contaminant level	E	Estimated (value above quantitation range)
BRL	Below reporting limit	S	Spike Recovery outside limits due to matrix
H	Holding times for preparation or analysis exceeded	Narr	See case narrative
N	Analyte not NELAC certified	NC	Not confirmed
B	Analyte detected in the associated method blank	<	Less than Result value
>	Greater than Result value	J	Estimated value detected below Reporting Limit

Analytical Environmental Services, Inc

Date: 31-Aug-18

Client:	Environmental Planning Specialists, Inc.	**Client Sample ID:**	18232-MW-48B
Project Name:	Rheem	**Collection Date:**	8/20/2018 12:30:00 PM
Lab ID:	1808K61-013	**Matrix:**	Groundwater

Analyses	Result	Reporting Limit	Qual	Units	BatchID	Dilution Factor	Date Analyzed	Analyst
Total Organic Carbon (TOC) SW9060A								
Organic Carbon, Total	23.4	3.00		mg/L	R378697	3	08/27/2018 19:19	SK
TCL VOLATILE ORGANICS SW8260B				**(SW5030B)**				
1,1,1-Trichloroethane	BRL	50		ug/L	266320	10	08/30/2018 16:28	OM
1,1,2,2-Tetrachloroethane	BRL	50		ug/L	266320	10	08/30/2018 16:28	OM
1,1,2-Trichloroethane	BRL	50		ug/L	266320	10	08/30/2018 16:28	OM
1,1-Dichloroethane	BRL	50		ug/L	266320	10	08/30/2018 16:28	OM
1,1-Dichloroethene	BRL	50		ug/L	266320	10	08/30/2018 16:28	OM
1,2,4-Trichlorobenzene	BRL	50		ug/L	266320	10	08/30/2018 16:28	OM
1,2-Dibromo-3-chloropropane	BRL	50		ug/L	266320	10	08/30/2018 16:28	OM
1,2-Dibromoethane	BRL	50		ug/L	266320	10	08/30/2018 16:28	OM
1,2-Dichlorobenzene	BRL	50		ug/L	266320	10	08/30/2018 16:28	OM
1,2-Dichloroethane	BRL	50		ug/L	266320	10	08/30/2018 16:28	OM
1,2-Dichloropropane	BRL	50		ug/L	266320	10	08/30/2018 16:28	OM
1,3-Dichlorobenzene	BRL	50		ug/L	266320	10	08/30/2018 16:28	OM
1,4-Dichlorobenzene	BRL	50		ug/L	266320	10	08/30/2018 16:28	OM
2-Butanone	BRL	500		ug/L	266320	10	08/30/2018 16:28	OM
2-Hexanone	BRL	100		ug/L	266320	10	08/30/2018 16:28	OM
4-Methyl-2-pentanone	BRL	100		ug/L	266320	10	08/30/2018 16:28	OM
Acetone	BRL	500		ug/L	266320	10	08/30/2018 16:28	OM
Benzene	BRL	50		ug/L	266320	10	08/30/2018 16:28	OM
Bromodichloromethane	BRL	50		ug/L	266320	10	08/30/2018 16:28	OM
Bromoform	BRL	50		ug/L	266320	10	08/30/2018 16:28	OM
Bromomethane	BRL	50		ug/L	266320	10	08/30/2018 16:28	OM
Carbon disulfide	BRL	50		ug/L	266320	10	08/30/2018 16:28	OM
Carbon tetrachloride	BRL	50		ug/L	266320	10	08/30/2018 16:28	OM
Chlorobenzene	BRL	50		ug/L	266320	10	08/30/2018 16:28	OM
Chloroethane	BRL	100		ug/L	266320	10	08/30/2018 16:28	OM
Chloroform	BRL	50		ug/L	266320	10	08/30/2018 16:28	OM
Chloromethane	BRL	100		ug/L	266320	10	08/30/2018 16:28	OM
cis-1,2-Dichloroethene	11000	500		ug/L	266320	100	08/30/2018 16:52	OM
cis-1,3-Dichloropropene	BRL	50		ug/L	266320	10	08/30/2018 16:28	OM
Cyclohexane	BRL	50		ug/L	266320	10	08/30/2018 16:28	OM
Dibromochloromethane	BRL	50		ug/L	266320	10	08/30/2018 16:28	OM
Dichlorodifluoromethane	BRL	100		ug/L	266320	10	08/30/2018 16:28	OM
Ethylbenzene	BRL	50		ug/L	266320	10	08/30/2018 16:28	OM
Freon-113	BRL	100		ug/L	266320	10	08/30/2018 16:28	OM
Isopropylbenzene	BRL	50		ug/L	266320	10	08/30/2018 16:28	OM
m,p-Xylene	BRL	50		ug/L	266320	10	08/30/2018 16:28	OM
Methyl acetate	BRL	50		ug/L	266320	10	08/30/2018 16:28	OM
Methyl tert-butyl ether	BRL	50		ug/L	266320	10	08/30/2018 16:28	OM

Qualifiers:

- * Value exceeds maximum contaminant level
- BRL Below reporting limit
- H Holding times for preparation or analysis exceeded
- N Analyte not NELAC certified
- B Analyte detected in the associated method blank
- > Greater than Result value
- E Estimated (value above quantitation range)
- S Spike Recovery outside limits due to matrix
- Narr See case narrative
- NC Not confirmed
- < Less than Result value
- J Estimated value detected below Reporting Limit

Analytical Environmental Services, Inc **Date:** 31-Aug-18

Client:	Environmental Planning Specialists, Inc.	**Client Sample ID:**	18232-MW-48B
Project Name:	Rheem	**Collection Date:**	8/20/2018 12:30:00 PM
Lab ID:	1808K61-013	**Matrix:**	Groundwater

Analyses	Result	Reporting Limit	Qual	Units	BatchID	Dilution Factor	Date Analyzed	Analyst
TCL VOLATILE ORGANICS SW8260B				**(SW5030B)**				
Methylcyclohexane	BRL	50		ug/L	266320	10	08/30/2018 16:28	OM
Methylene chloride	BRL	50		ug/L	266320	10	08/30/2018 16:28	OM
o-Xylene	BRL	50		ug/L	266320	10	08/30/2018 16:28	OM
Styrene	BRL	50		ug/L	266320	10	08/30/2018 16:28	OM
Tetrachloroethene	BRL	50		ug/L	266320	10	08/30/2018 16:28	OM
Toluene	BRL	50		ug/L	266320	10	08/30/2018 16:28	OM
trans-1,2-Dichloroethene	BRL	50		ug/L	266320	10	08/30/2018 16:28	OM
trans-1,3-Dichloropropene	BRL	50		ug/L	266320	10	08/30/2018 16:28	OM
Trichloroethene	83	50		ug/L	266320	10	08/30/2018 16:28	OM
Trichlorofluoromethane	BRL	50		ug/L	266320	10	08/30/2018 16:28	OM
Vinyl chloride	3900	200		ug/L	266320	100	08/30/2018 16:52	OM
Surr: 4-Bromofluorobenzene	98.9	68-127		%REC	266320	100	08/30/2018 16:52	OM
Surr: 4-Bromofluorobenzene	104	68-127		%REC	266320	10	08/30/2018 16:28	OM
Surr: Dibromofluoromethane	107	84.4-122		%REC	266320	10	08/30/2018 16:28	OM
Surr: Dibromofluoromethane	109	84.4-122		%REC	266320	100	08/30/2018 16:52	OM
Surr: Toluene-d8	110	80.1-116		%REC	266320	100	08/30/2018 16:52	OM
Surr: Toluene-d8	111	80.1-116		%REC	266320	10	08/30/2018 16:28	OM

Qualifiers:

*	Value exceeds maximum contaminant level	E	Estimated (value above quantitation range)
BRL	Below reporting limit	S	Spike Recovery outside limits due to matrix
H	Holding times for preparation or analysis exceeded	Narr	See case narrative
N	Analyte not NELAC certified	NC	Not confirmed
B	Analyte detected in the associated method blank	<	Less than Result value
>	Greater than Result value	J	Estimated value detected below Reporting Limit

Analytical Environmental Services, Inc **Date:** 31-Aug-18

Client:	Environmental Planning Specialists, Inc.	**Client Sample ID:**	18232-MW-49B
Project Name:	Rheem	**Collection Date:**	8/20/2018 3:10:00 PM
Lab ID:	1808K61-014	**Matrix:**	Groundwater

Analyses	Result	Reporting Limit	Qual	Units	BatchID	Dilution Factor	Date Analyzed	Analyst
Total Organic Carbon (TOC) SW9060A								
Organic Carbon, Total	92.9	5.00		mg/L	R378697	5	08/27/2018 19:46	SK
TCL VOLATILE ORGANICS SW8260B				**(SW5030B)**				
1,1,1-Trichloroethane	BRL	5.0		ug/L	266320	1	08/30/2018 03:04	CC
1,1,2,2-Tetrachloroethane	BRL	5.0		ug/L	266320	1	08/30/2018 03:04	CC
1,1,2-Trichloroethane	6.4	5.0		ug/L	266320	1	08/30/2018 03:04	CC
1,1-Dichloroethane	BRL	5.0		ug/L	266320	1	08/30/2018 03:04	CC
1,1-Dichloroethene	BRL	5.0		ug/L	266320	1	08/30/2018 03:04	CC
1,2,4-Trichlorobenzene	BRL	5.0		ug/L	266320	1	08/30/2018 03:04	CC
1,2-Dibromo-3-chloropropane	BRL	5.0		ug/L	266320	1	08/30/2018 03:04	CC
1,2-Dibromoethane	BRL	5.0		ug/L	266320	1	08/30/2018 03:04	CC
1,2-Dichlorobenzene	BRL	5.0		ug/L	266320	1	08/30/2018 03:04	CC
1,2-Dichloroethane	BRL	5.0		ug/L	266320	1	08/30/2018 03:04	CC
1,2-Dichloropropane	BRL	5.0		ug/L	266320	1	08/30/2018 03:04	CC
1,3-Dichlorobenzene	BRL	5.0		ug/L	266320	1	08/30/2018 03:04	CC
1,4-Dichlorobenzene	BRL	5.0		ug/L	266320	1	08/30/2018 03:04	CC
2-Butanone	BRL	50		ug/L	266320	1	08/30/2018 03:04	CC
2-Hexanone	BRL	10		ug/L	266320	1	08/30/2018 03:04	CC
4-Methyl-2-pentanone	BRL	10		ug/L	266320	1	08/30/2018 03:04	CC
Acetone	BRL	50		ug/L	266320	1	08/30/2018 03:04	CC
Benzene	BRL	5.0		ug/L	266320	1	08/30/2018 03:04	CC
Bromodichloromethane	BRL	5.0		ug/L	266320	1	08/30/2018 03:04	CC
Bromoform	BRL	5.0		ug/L	266320	1	08/30/2018 03:04	CC
Bromomethane	BRL	5.0		ug/L	266320	1	08/30/2018 03:04	CC
Carbon disulfide	BRL	5.0		ug/L	266320	1	08/30/2018 03:04	CC
Carbon tetrachloride	BRL	5.0		ug/L	266320	1	08/30/2018 03:04	CC
Chlorobenzene	BRL	5.0		ug/L	266320	1	08/30/2018 03:04	CC
Chloroethane	BRL	10		ug/L	266320	1	08/30/2018 03:04	CC
Chloroform	BRL	5.0		ug/L	266320	1	08/30/2018 03:04	CC
Chloromethane	BRL	10		ug/L	266320	1	08/30/2018 03:04	CC
cis-1,2-Dichloroethene	920	50		ug/L	266320	10	08/30/2018 03:31	CC
cis-1,3-Dichloropropene	BRL	5.0		ug/L	266320	1	08/30/2018 03:04	CC
Cyclohexane	BRL	5.0		ug/L	266320	1	08/30/2018 03:04	CC
Dibromochloromethane	BRL	5.0		ug/L	266320	1	08/30/2018 03:04	CC
Dichlorodifluoromethane	BRL	10		ug/L	266320	1	08/30/2018 03:04	CC
Ethylbenzene	BRL	5.0		ug/L	266320	1	08/30/2018 03:04	CC
Freon-113	BRL	10		ug/L	266320	1	08/30/2018 03:04	CC
Isopropylbenzene	BRL	5.0		ug/L	266320	1	08/30/2018 03:04	CC
m,p-Xylene	BRL	5.0		ug/L	266320	1	08/30/2018 03:04	CC
Methyl acetate	BRL	5.0		ug/L	266320	1	08/30/2018 03:04	CC
Methyl tert-butyl ether	BRL	5.0		ug/L	266320	1	08/30/2018 03:04	CC

Qualifiers:

- * Value exceeds maximum contaminant level
- BRL Below reporting limit
- H Holding times for preparation or analysis exceeded
- N Analyte not NELAC certified
- B Analyte detected in the associated method blank
- > Greater than Result value
- E Estimated (value above quantitation range)
- S Spike Recovery outside limits due to matrix
- Narr See case narrative
- NC Not confirmed
- < Less than Result value
- J Estimated value detected below Reporting Limit

Analytical Environmental Services, Inc **Date:** 31-Aug-18

Client:	Environmental Planning Specialists, Inc.	**Client Sample ID:**	18232-MW-49B
Project Name:	Rheem	**Collection Date:**	8/20/2018 3:10:00 PM
Lab ID:	1808K61-014	**Matrix:**	Groundwater

Analyses	Result	Reporting Limit	Qual	Units	BatchID	Dilution Factor	Date Analyzed	Analyst
TCL VOLATILE ORGANICS SW8260B				**(SW5030B)**				
Methylcyclohexane	BRL	5.0		ug/L	266320	1	08/30/2018 03:04	CC
Methylene chloride	BRL	5.0		ug/L	266320	1	08/30/2018 03:04	CC
o-Xylene	BRL	5.0		ug/L	266320	1	08/30/2018 03:04	CC
Styrene	BRL	5.0		ug/L	266320	1	08/30/2018 03:04	CC
Tetrachloroethene	BRL	5.0		ug/L	266320	1	08/30/2018 03:04	CC
Toluene	BRL	5.0		ug/L	266320	1	08/30/2018 03:04	CC
trans-1,2-Dichloroethene	26	5.0		ug/L	266320	1	08/30/2018 03:04	CC
trans-1,3-Dichloropropene	BRL	5.0		ug/L	266320	1	08/30/2018 03:04	CC
Trichloroethene	570	50		ug/L	266320	10	08/30/2018 03:31	CC
Trichlorofluoromethane	BRL	5.0		ug/L	266320	1	08/30/2018 03:04	CC
Vinyl chloride	320	20		ug/L	266320	10	08/30/2018 03:31	CC
Surr: 4-Bromofluorobenzene	78.8	68-127		%REC	266320	10	08/30/2018 03:31	CC
Surr: 4-Bromofluorobenzene	82.4	68-127		%REC	266320	1	08/30/2018 03:04	CC
Surr: Dibromofluoromethane	101	84.4-122		%REC	266320	1	08/30/2018 03:04	CC
Surr: Dibromofluoromethane	103	84.4-122		%REC	266320	10	08/30/2018 03:31	CC
Surr: Toluene-d8	94.9	80.1-116		%REC	266320	1	08/30/2018 03:04	CC
Surr: Toluene-d8	96.4	80.1-116		%REC	266320	10	08/30/2018 03:31	CC

Qualifiers:

*	Value exceeds maximum contaminant level	E	Estimated (value above quantitation range)
BRL	Below reporting limit	S	Spike Recovery outside limits due to matrix
H	Holding times for preparation or analysis exceeded	Narr	See case narrative
N	Analyte not NELAC certified	NC	Not confirmed
B	Analyte detected in the associated method blank	<	Less than Result value
>	Greater than Result value	J	Estimated value detected below Reporting Limit

Analytical Environmental Services, Inc **Date:** 31-Aug-18

Client:	Environmental Planning Specialists, Inc.	**Client Sample ID:**	18232-MW-49A
Project Name:	Rheem	**Collection Date:**	8/20/2018 3:50:00 PM
Lab ID:	1808K61-015	**Matrix:**	Groundwater

Analyses	Result	Reporting Limit	Qual	Units	BatchID	Dilution Factor	Date Analyzed	Analyst
Total Organic Carbon (TOC) SW9060A								
Organic Carbon, Total	16.5	1.00		mg/L	R378697	1	08/27/2018 14:40	SK
TCL VOLATILE ORGANICS SW8260B				**(SW5030B)**				
1,1,1-Trichloroethane	BRL	2500		ug/L	266320	500	08/30/2018 04:53	CC
1,1,2,2-Tetrachloroethane	BRL	2500		ug/L	266320	500	08/30/2018 04:53	CC
1,1,2-Trichloroethane	BRL	2500		ug/L	266320	500	08/30/2018 04:53	CC
1,1-Dichloroethane	BRL	2500		ug/L	266320	500	08/30/2018 04:53	CC
1,1-Dichloroethene	BRL	2500		ug/L	266320	500	08/30/2018 04:53	CC
1,2,4-Trichlorobenzene	BRL	2500		ug/L	266320	500	08/30/2018 04:53	CC
1,2-Dibromo-3-chloropropane	BRL	2500		ug/L	266320	500	08/30/2018 04:53	CC
1,2-Dibromoethane	BRL	2500		ug/L	266320	500	08/30/2018 04:53	CC
1,2-Dichlorobenzene	BRL	2500		ug/L	266320	500	08/30/2018 04:53	CC
1,2-Dichloroethane	BRL	2500		ug/L	266320	500	08/30/2018 04:53	CC
1,2-Dichloropropane	BRL	2500		ug/L	266320	500	08/30/2018 04:53	CC
1,3-Dichlorobenzene	BRL	2500		ug/L	266320	500	08/30/2018 04:53	CC
1,4-Dichlorobenzene	BRL	2500		ug/L	266320	500	08/30/2018 04:53	CC
2-Butanone	BRL	25000		ug/L	266320	500	08/30/2018 04:53	CC
2-Hexanone	BRL	5000		ug/L	266320	500	08/30/2018 04:53	CC
4-Methyl-2-pentanone	BRL	5000		ug/L	266320	500	08/30/2018 04:53	CC
Acetone	BRL	25000		ug/L	266320	500	08/30/2018 04:53	CC
Benzene	BRL	2500		ug/L	266320	500	08/30/2018 04:53	CC
Bromodichloromethane	BRL	2500		ug/L	266320	500	08/30/2018 04:53	CC
Bromoform	BRL	2500		ug/L	266320	500	08/30/2018 04:53	CC
Bromomethane	BRL	2500		ug/L	266320	500	08/30/2018 04:53	CC
Carbon disulfide	BRL	2500		ug/L	266320	500	08/30/2018 04:53	CC
Carbon tetrachloride	BRL	2500		ug/L	266320	500	08/30/2018 04:53	CC
Chlorobenzene	BRL	2500		ug/L	266320	500	08/30/2018 04:53	CC
Chloroethane	BRL	5000		ug/L	266320	500	08/30/2018 04:53	CC
Chloroform	BRL	2500		ug/L	266320	500	08/30/2018 04:53	CC
Chloromethane	BRL	5000		ug/L	266320	500	08/30/2018 04:53	CC
cis-1,2-Dichloroethene	27000	2500		ug/L	266320	500	08/30/2018 04:53	CC
cis-1,3-Dichloropropene	BRL	2500		ug/L	266320	500	08/30/2018 04:53	CC
Cyclohexane	BRL	2500		ug/L	266320	500	08/30/2018 04:53	CC
Dibromochloromethane	BRL	2500		ug/L	266320	500	08/30/2018 04:53	CC
Dichlorodifluoromethane	BRL	5000		ug/L	266320	500	08/30/2018 04:53	CC
Ethylbenzene	BRL	2500		ug/L	266320	500	08/30/2018 04:53	CC
Freon-113	BRL	5000		ug/L	266320	500	08/30/2018 04:53	CC
Isopropylbenzene	BRL	2500		ug/L	266320	500	08/30/2018 04:53	CC
m,p-Xylene	BRL	2500		ug/L	266320	500	08/30/2018 04:53	CC
Methyl acetate	BRL	2500		ug/L	266320	500	08/30/2018 04:53	CC
Methyl tert-butyl ether	BRL	2500		ug/L	266320	500	08/30/2018 04:53	CC

Qualifiers:

- * Value exceeds maximum contaminant level
- BRL Below reporting limit
- H Holding times for preparation or analysis exceeded
- N Analyte not NELAC certified
- B Analyte detected in the associated method blank
- > Greater than Result value
- E Estimated (value above quantitation range)
- S Spike Recovery outside limits due to matrix
- Narr See case narrative
- NC Not confirmed
- < Less than Result value
- J Estimated value detected below Reporting Limit

Analytical Environmental Services, Inc **Date:** 31-Aug-18

Client:	Environmental Planning Specialists, Inc.	**Client Sample ID:**	18232-MW-49A
Project Name:	Rheem	**Collection Date:**	8/20/2018 3:50:00 PM
Lab ID:	1808K61-015	**Matrix:**	Groundwater

Analyses	Result	Reporting Limit	Qual	Units	BatchID	Dilution Factor	Date Analyzed	Analyst
TCL VOLATILE ORGANICS SW8260B				**(SW5030B)**				
Methylcyclohexane	BRL	2500		ug/L	266320	500	08/30/2018 04:53	CC
Methylene chloride	BRL	2500		ug/L	266320	500	08/30/2018 04:53	CC
o-Xylene	BRL	2500		ug/L	266320	500	08/30/2018 04:53	CC
Styrene	BRL	2500		ug/L	266320	500	08/30/2018 04:53	CC
Tetrachloroethene	BRL	2500		ug/L	266320	500	08/30/2018 04:53	CC
Toluene	BRL	2500		ug/L	266320	500	08/30/2018 04:53	CC
trans-1,2-Dichloroethene	BRL	2500		ug/L	266320	500	08/30/2018 04:53	CC
trans-1,3-Dichloropropene	BRL	2500		ug/L	266320	500	08/30/2018 04:53	CC
Trichloroethene	12000	2500		ug/L	266320	500	08/30/2018 04:53	CC
Trichlorofluoromethane	BRL	2500		ug/L	266320	500	08/30/2018 04:53	CC
Vinyl chloride	6800	1000		ug/L	266320	500	08/30/2018 04:53	CC
Surr: 4-Bromofluorobenzene	83.6	68-127		%REC	266320	500	08/30/2018 04:53	CC
Surr: Dibromofluoromethane	97.4	84.4-122		%REC	266320	500	08/30/2018 04:53	CC
Surr: Toluene-d8	98.7	80.1-116		%REC	266320	500	08/30/2018 04:53	CC

Qualifiers:

*	Value exceeds maximum contaminant level	E	Estimated (value above quantitation range)
BRL	Below reporting limit	S	Spike Recovery outside limits due to matrix
H	Holding times for preparation or analysis exceeded	Narr	See case narrative
N	Analyte not NELAC certified	NC	Not confirmed
B	Analyte detected in the associated method blank	<	Less than Result value
>	Greater than Result value	J	Estimated value detected below Reporting Limit

Analytical Environmental Services, Inc

Date: 31-Aug-18

Client:	Environmental Planning Specialists, Inc.	**Client Sample ID:**	18233-MW-3A
Project Name:	Rheem	**Collection Date:**	8/21/2018 7:30:00 AM
Lab ID:	1808K61-016	**Matrix:**	Groundwater

Analyses	Result	Reporting Limit	Qual	Units	BatchID	Dilution Factor	Date Analyzed	Analyst
Total Organic Carbon (TOC) SW9060A								
Organic Carbon, Total	13.4	1.00		mg/L	R378697	1	08/27/2018 15:08	SK
TCL VOLATILE ORGANICS SW8260B				**(SW5030B)**				
1,1,1-Trichloroethane	BRL	5000		ug/L	266320	1000	08/30/2018 05:47	CC
1,1,2,2-Tetrachloroethane	BRL	5000		ug/L	266320	1000	08/30/2018 05:47	CC
1,1,2-Trichloroethane	BRL	5000		ug/L	266320	1000	08/30/2018 05:47	CC
1,1-Dichloroethane	BRL	5000		ug/L	266320	1000	08/30/2018 05:47	CC
1,1-Dichloroethene	BRL	5000		ug/L	266320	1000	08/30/2018 05:47	CC
1,2,4-Trichlorobenzene	BRL	5000		ug/L	266320	1000	08/30/2018 05:47	CC
1,2-Dibromo-3-chloropropane	BRL	5000		ug/L	266320	1000	08/30/2018 05:47	CC
1,2-Dibromoethane	BRL	5000		ug/L	266320	1000	08/30/2018 05:47	CC
1,2-Dichlorobenzene	BRL	5000		ug/L	266320	1000	08/30/2018 05:47	CC
1,2-Dichloroethane	BRL	5000		ug/L	266320	1000	08/30/2018 05:47	CC
1,2-Dichloropropane	BRL	5000		ug/L	266320	1000	08/30/2018 05:47	CC
1,3-Dichlorobenzene	BRL	5000		ug/L	266320	1000	08/30/2018 05:47	CC
1,4-Dichlorobenzene	BRL	5000		ug/L	266320	1000	08/30/2018 05:47	CC
2-Butanone	BRL	50000		ug/L	266320	1000	08/30/2018 05:47	CC
2-Hexanone	BRL	10000		ug/L	266320	1000	08/30/2018 05:47	CC
4-Methyl-2-pentanone	BRL	10000		ug/L	266320	1000	08/30/2018 05:47	CC
Acetone	BRL	50000		ug/L	266320	1000	08/30/2018 05:47	CC
Benzene	BRL	5000		ug/L	266320	1000	08/30/2018 05:47	CC
Bromodichloromethane	BRL	5000		ug/L	266320	1000	08/30/2018 05:47	CC
Bromoform	BRL	5000		ug/L	266320	1000	08/30/2018 05:47	CC
Bromomethane	BRL	5000		ug/L	266320	1000	08/30/2018 05:47	CC
Carbon disulfide	BRL	5000		ug/L	266320	1000	08/30/2018 05:47	CC
Carbon tetrachloride	BRL	5000		ug/L	266320	1000	08/30/2018 05:47	CC
Chlorobenzene	BRL	5000		ug/L	266320	1000	08/30/2018 05:47	CC
Chloroethane	BRL	10000		ug/L	266320	1000	08/30/2018 05:47	CC
Chloroform	BRL	5000		ug/L	266320	1000	08/30/2018 05:47	CC
Chloromethane	BRL	10000		ug/L	266320	1000	08/30/2018 05:47	CC
cis-1,2-Dichloroethene	BRL	5000		ug/L	266320	1000	08/30/2018 05:47	CC
cis-1,3-Dichloropropene	BRL	5000		ug/L	266320	1000	08/30/2018 05:47	CC
Cyclohexane	BRL	5000		ug/L	266320	1000	08/30/2018 05:47	CC
Dibromochloromethane	BRL	5000		ug/L	266320	1000	08/30/2018 05:47	CC
Dichlorodifluoromethane	BRL	10000		ug/L	266320	1000	08/30/2018 05:47	CC
Ethylbenzene	BRL	5000		ug/L	266320	1000	08/30/2018 05:47	CC
Freon-113	BRL	10000		ug/L	266320	1000	08/30/2018 05:47	CC
Isopropylbenzene	BRL	5000		ug/L	266320	1000	08/30/2018 05:47	CC
m,p-Xylene	BRL	5000		ug/L	266320	1000	08/30/2018 05:47	CC
Methyl acetate	BRL	5000		ug/L	266320	1000	08/30/2018 05:47	CC
Methyl tert-butyl ether	BRL	5000		ug/L	266320	1000	08/30/2018 05:47	CC

Qualifiers:

- * Value exceeds maximum contaminant level
- BRL Below reporting limit
- H Holding times for preparation or analysis exceeded
- N Analyte not NELAC certified
- B Analyte detected in the associated method blank
- > Greater than Result value
- E Estimated (value above quantitation range)
- S Spike Recovery outside limits due to matrix
- Narr See case narrative
- NC Not confirmed
- < Less than Result value
- J Estimated value detected below Reporting Limit

Analytical Environmental Services, Inc **Date:** 31-Aug-18

Client:	Environmental Planning Specialists, Inc.	**Client Sample ID:**	18233-MW-3A
Project Name:	Rheem	**Collection Date:**	8/21/2018 7:30:00 AM
Lab ID:	1808K61-016	**Matrix:**	Groundwater

Analyses	Result	Reporting Limit	Qual	Units	BatchID	Dilution Factor	Date Analyzed	Analyst
TCL VOLATILE ORGANICS SW8260B				**(SW5030B)**				
Methylcyclohexane	BRL	5000		ug/L	266320	1000	08/30/2018 05:47	CC
Methylene chloride	BRL	5000		ug/L	266320	1000	08/30/2018 05:47	CC
o-Xylene	BRL	5000		ug/L	266320	1000	08/30/2018 05:47	CC
Styrene	BRL	5000		ug/L	266320	1000	08/30/2018 05:47	CC
Tetrachloroethene	BRL	5000		ug/L	266320	1000	08/30/2018 05:47	CC
Toluene	BRL	5000		ug/L	266320	1000	08/30/2018 05:47	CC
trans-1,2-Dichloroethene	BRL	5000		ug/L	266320	1000	08/30/2018 05:47	CC
trans-1,3-Dichloropropene	BRL	5000		ug/L	266320	1000	08/30/2018 05:47	CC
Trichloroethene	73000	5000		ug/L	266320	1000	08/30/2018 05:47	CC
Trichlorofluoromethane	BRL	5000		ug/L	266320	1000	08/30/2018 05:47	CC
Vinyl chloride	BRL	2000		ug/L	266320	1000	08/30/2018 05:47	CC
Surr: 4-Bromofluorobenzene	80	68-127		%REC	266320	1000	08/30/2018 05:47	CC
Surr: Dibromofluoromethane	91.7	84.4-122		%REC	266320	1000	08/30/2018 05:47	CC
Surr: Toluene-d8	97	80.1-116		%REC	266320	1000	08/30/2018 05:47	CC

Qualifiers:

*	Value exceeds maximum contaminant level	E	Estimated (value above quantitation range)
BRL	Below reporting limit	S	Spike Recovery outside limits due to matrix
H	Holding times for preparation or analysis exceeded	Narr	See case narrative
N	Analyte not NELAC certified	NC	Not confirmed
B	Analyte detected in the associated method blank	<	Less than Result value
>	Greater than Result value	J	Estimated value detected below Reporting Limit

Analytical Environmental Services, Inc **Date:** 31-Aug-18

Client:	Environmental Planning Specialists, Inc.	**Client Sample ID:**	18233-MW-4
Project Name:	Rheem	**Collection Date:**	8/21/2018 9:15:00 AM
Lab ID:	1808K61-017	**Matrix:**	Groundwater

Analyses	Result	Reporting Limit	Qual	Units	BatchID	Dilution Factor	Date Analyzed	Analyst
Total Organic Carbon (TOC) SW9060A								
Organic Carbon, Total	BRL	1.00		mg/L	R378697	1	08/27/2018 15:36	SK
TCL VOLATILE ORGANICS SW8260B				**(SW5030B)**				
1,1,1-Trichloroethane	BRL	5.0		ug/L	266320	1	08/26/2018 22:04	OM
1,1,2,2-Tetrachloroethane	BRL	5.0		ug/L	266320	1	08/26/2018 22:04	OM
1,1,2-Trichloroethane	BRL	5.0		ug/L	266320	1	08/26/2018 22:04	OM
1,1-Dichloroethane	BRL	5.0		ug/L	266320	1	08/26/2018 22:04	OM
1,1-Dichloroethene	BRL	5.0		ug/L	266320	1	08/26/2018 22:04	OM
1,2,4-Trichlorobenzene	BRL	5.0		ug/L	266320	1	08/26/2018 22:04	OM
1,2-Dibromo-3-chloropropane	BRL	5.0		ug/L	266320	1	08/26/2018 22:04	OM
1,2-Dibromoethane	BRL	5.0		ug/L	266320	1	08/26/2018 22:04	OM
1,2-Dichlorobenzene	BRL	5.0		ug/L	266320	1	08/26/2018 22:04	OM
1,2-Dichloroethane	BRL	5.0		ug/L	266320	1	08/26/2018 22:04	OM
1,2-Dichloropropane	BRL	5.0		ug/L	266320	1	08/26/2018 22:04	OM
1,3-Dichlorobenzene	BRL	5.0		ug/L	266320	1	08/26/2018 22:04	OM
1,4-Dichlorobenzene	BRL	5.0		ug/L	266320	1	08/26/2018 22:04	OM
2-Butanone	BRL	50		ug/L	266320	1	08/26/2018 22:04	OM
2-Hexanone	BRL	10		ug/L	266320	1	08/26/2018 22:04	OM
4-Methyl-2-pentanone	BRL	10		ug/L	266320	1	08/26/2018 22:04	OM
Acetone	BRL	50		ug/L	266320	1	08/26/2018 22:04	OM
Benzene	BRL	5.0		ug/L	266320	1	08/26/2018 22:04	OM
Bromodichloromethane	BRL	5.0		ug/L	266320	1	08/26/2018 22:04	OM
Bromoform	BRL	5.0		ug/L	266320	1	08/26/2018 22:04	OM
Bromomethane	BRL	5.0		ug/L	266320	1	08/26/2018 22:04	OM
Carbon disulfide	BRL	5.0		ug/L	266320	1	08/26/2018 22:04	OM
Carbon tetrachloride	BRL	5.0		ug/L	266320	1	08/26/2018 22:04	OM
Chlorobenzene	BRL	5.0		ug/L	266320	1	08/26/2018 22:04	OM
Chloroethane	BRL	10		ug/L	266320	1	08/26/2018 22:04	OM
Chloroform	BRL	5.0		ug/L	266320	1	08/26/2018 22:04	OM
Chloromethane	BRL	10		ug/L	266320	1	08/26/2018 22:04	OM
cis-1,2-Dichloroethene	BRL	5.0		ug/L	266320	1	08/26/2018 22:04	OM
cis-1,3-Dichloropropene	BRL	5.0		ug/L	266320	1	08/26/2018 22:04	OM
Cyclohexane	BRL	5.0		ug/L	266320	1	08/26/2018 22:04	OM
Dibromochloromethane	BRL	5.0		ug/L	266320	1	08/26/2018 22:04	OM
Dichlorodifluoromethane	BRL	10		ug/L	266320	1	08/26/2018 22:04	OM
Ethylbenzene	BRL	5.0		ug/L	266320	1	08/26/2018 22:04	OM
Freon-113	BRL	10		ug/L	266320	1	08/26/2018 22:04	OM
Isopropylbenzene	BRL	5.0		ug/L	266320	1	08/26/2018 22:04	OM
m,p-Xylene	BRL	5.0		ug/L	266320	1	08/26/2018 22:04	OM
Methyl acetate	BRL	5.0		ug/L	266320	1	08/26/2018 22:04	OM
Methyl tert-butyl ether	BRL	5.0		ug/L	266320	1	08/26/2018 22:04	OM

Qualifiers:

- * Value exceeds maximum contaminant level
- BRL Below reporting limit
- H Holding times for preparation or analysis exceeded
- N Analyte not NELAC certified
- B Analyte detected in the associated method blank
- > Greater than Result value
- E Estimated (value above quantitation range)
- S Spike Recovery outside limits due to matrix
- Narr See case narrative
- NC Not confirmed
- < Less than Result value
- J Estimated value detected below Reporting Limit

Analytical Environmental Services, Inc **Date:** 31-Aug-18

Client:	Environmental Planning Specialists, Inc.	**Client Sample ID:**	18233-MW-4
Project Name:	Rheem	**Collection Date:**	8/21/2018 9:15:00 AM
Lab ID:	1808K61-017	**Matrix:**	Groundwater

Analyses	Result	Reporting Limit	Qual	Units	BatchID	Dilution Factor	Date Analyzed	Analyst
TCL VOLATILE ORGANICS SW8260B				**(SW5030B)**				
Methylcyclohexane	BRL	5.0		ug/L	266320	1	08/26/2018 22:04	OM
Methylene chloride	BRL	5.0		ug/L	266320	1	08/26/2018 22:04	OM
o-Xylene	BRL	5.0		ug/L	266320	1	08/26/2018 22:04	OM
Styrene	BRL	5.0		ug/L	266320	1	08/26/2018 22:04	OM
Tetrachloroethene	BRL	5.0		ug/L	266320	1	08/26/2018 22:04	OM
Toluene	BRL	5.0		ug/L	266320	1	08/26/2018 22:04	OM
trans-1,2-Dichloroethene	BRL	5.0		ug/L	266320	1	08/26/2018 22:04	OM
trans-1,3-Dichloropropene	BRL	5.0		ug/L	266320	1	08/26/2018 22:04	OM
Trichloroethene	32	5.0		ug/L	266320	1	08/26/2018 22:04	OM
Trichlorofluoromethane	BRL	5.0		ug/L	266320	1	08/26/2018 22:04	OM
Vinyl chloride	BRL	2.0		ug/L	266320	1	08/26/2018 22:04	OM
Surr: 4-Bromofluorobenzene	75.3	68-127		%REC	266320	1	08/26/2018 22:04	OM
Surr: Dibromofluoromethane	106	84.4-122		%REC	266320	1	08/26/2018 22:04	OM
Surr: Toluene-d8	108	80.1-116		%REC	266320	1	08/26/2018 22:04	OM

Qualifiers:

*	Value exceeds maximum contaminant level	E	Estimated (value above quantitation range)
BRL	Below reporting limit	S	Spike Recovery outside limits due to matrix
H	Holding times for preparation or analysis exceeded	Narr	See case narrative
N	Analyte not NELAC certified	NC	Not confirmed
B	Analyte detected in the associated method blank	<	Less than Result value
>	Greater than Result value	J	Estimated value detected below Reporting Limit

Analytical Environmental Services, Inc **Date:** 31-Aug-18

Client:	Environmental Planning Specialists, Inc.	**Client Sample ID:**	18233-DUP
Project Name:	Rheem	**Collection Date:**	8/21/2018 12:00:00 PM
Lab ID:	1808K61-018	**Matrix:**	Groundwater

Analyses	Result	Reporting Limit	Qual	Units	BatchID	Dilution Factor	Date Analyzed	Analyst
Total Organic Carbon (TOC) SW9060A								
Organic Carbon, Total	BRL	1.00		mg/L	R378697	1	08/27/2018 16:08	SK
TCL VOLATILE ORGANICS SW8260B				**(SW5030B)**				
1,1,1-Trichloroethane	BRL	5.0		ug/L	266320	1	08/29/2018 02:16	CC
1,1,2,2-Tetrachloroethane	BRL	5.0		ug/L	266320	1	08/29/2018 02:16	CC
1,1,2-Trichloroethane	BRL	5.0		ug/L	266320	1	08/29/2018 02:16	CC
1,1-Dichloroethane	BRL	5.0		ug/L	266320	1	08/29/2018 02:16	CC
1,1-Dichloroethene	BRL	5.0		ug/L	266320	1	08/29/2018 02:16	CC
1,2,4-Trichlorobenzene	BRL	5.0		ug/L	266320	1	08/29/2018 02:16	CC
1,2-Dibromo-3-chloropropane	BRL	5.0		ug/L	266320	1	08/29/2018 02:16	CC
1,2-Dibromoethane	BRL	5.0		ug/L	266320	1	08/29/2018 02:16	CC
1,2-Dichlorobenzene	BRL	5.0		ug/L	266320	1	08/29/2018 02:16	CC
1,2-Dichloroethane	BRL	5.0		ug/L	266320	1	08/29/2018 02:16	CC
1,2-Dichloropropane	BRL	5.0		ug/L	266320	1	08/29/2018 02:16	CC
1,3-Dichlorobenzene	BRL	5.0		ug/L	266320	1	08/29/2018 02:16	CC
1,4-Dichlorobenzene	BRL	5.0		ug/L	266320	1	08/29/2018 02:16	CC
2-Butanone	BRL	50		ug/L	266320	1	08/29/2018 02:16	CC
2-Hexanone	BRL	10		ug/L	266320	1	08/29/2018 02:16	CC
4-Methyl-2-pentanone	BRL	10		ug/L	266320	1	08/29/2018 02:16	CC
Acetone	BRL	50		ug/L	266320	1	08/29/2018 02:16	CC
Benzene	BRL	5.0		ug/L	266320	1	08/29/2018 02:16	CC
Bromodichloromethane	BRL	5.0		ug/L	266320	1	08/29/2018 02:16	CC
Bromoform	BRL	5.0		ug/L	266320	1	08/29/2018 02:16	CC
Bromomethane	BRL	5.0		ug/L	266320	1	08/29/2018 02:16	CC
Carbon disulfide	BRL	5.0		ug/L	266320	1	08/29/2018 02:16	CC
Carbon tetrachloride	BRL	5.0		ug/L	266320	1	08/29/2018 02:16	CC
Chlorobenzene	BRL	5.0		ug/L	266320	1	08/29/2018 02:16	CC
Chloroethane	BRL	10		ug/L	266320	1	08/29/2018 02:16	CC
Chloroform	BRL	5.0		ug/L	266320	1	08/29/2018 02:16	CC
Chloromethane	BRL	10		ug/L	266320	1	08/29/2018 02:16	CC
cis-1,2-Dichloroethene	BRL	5.0		ug/L	266320	1	08/29/2018 02:16	CC
cis-1,3-Dichloropropene	BRL	5.0		ug/L	266320	1	08/29/2018 02:16	CC
Cyclohexane	BRL	5.0		ug/L	266320	1	08/29/2018 02:16	CC
Dibromochloromethane	BRL	5.0		ug/L	266320	1	08/29/2018 02:16	CC
Dichlorodifluoromethane	BRL	10		ug/L	266320	1	08/29/2018 02:16	CC
Ethylbenzene	BRL	5.0		ug/L	266320	1	08/29/2018 02:16	CC
Freon-113	BRL	10		ug/L	266320	1	08/29/2018 02:16	CC
Isopropylbenzene	BRL	5.0		ug/L	266320	1	08/29/2018 02:16	CC
m,p-Xylene	BRL	5.0		ug/L	266320	1	08/29/2018 02:16	CC
Methyl acetate	BRL	5.0		ug/L	266320	1	08/29/2018 02:16	CC
Methyl tert-butyl ether	BRL	5.0		ug/L	266320	1	08/29/2018 02:16	CC

Qualifiers:

- * Value exceeds maximum contaminant level
- BRL Below reporting limit
- H Holding times for preparation or analysis exceeded
- N Analyte not NELAC certified
- B Analyte detected in the associated method blank
- > Greater than Result value
- E Estimated (value above quantitation range)
- S Spike Recovery outside limits due to matrix
- Narr See case narrative
- NC Not confirmed
- < Less than Result value
- J Estimated value detected below Reporting Limit

Analytical Environmental Services, Inc **Date:** 31-Aug-18

Client:	Environmental Planning Specialists, Inc.	**Client Sample ID:**	18233-DUP
Project Name:	Rheem	**Collection Date:**	8/21/2018 12:00:00 PM
Lab ID:	1808K61-018	**Matrix:**	Groundwater

Analyses	Result	Reporting Limit	Qual	Units	BatchID	Dilution Factor	Date Analyzed	Analyst
TCL VOLATILE ORGANICS SW8260B				**(SW5030B)**				
Methylcyclohexane	BRL	5.0		ug/L	266320	1	08/29/2018 02:16	CC
Methylene chloride	BRL	5.0		ug/L	266320	1	08/29/2018 02:16	CC
o-Xylene	BRL	5.0		ug/L	266320	1	08/29/2018 02:16	CC
Styrene	BRL	5.0		ug/L	266320	1	08/29/2018 02:16	CC
Tetrachloroethene	BRL	5.0		ug/L	266320	1	08/29/2018 02:16	CC
Toluene	BRL	5.0		ug/L	266320	1	08/29/2018 02:16	CC
trans-1,2-Dichloroethene	BRL	5.0		ug/L	266320	1	08/29/2018 02:16	CC
trans-1,3-Dichloropropene	BRL	5.0		ug/L	266320	1	08/29/2018 02:16	CC
Trichloroethene	30	5.0		ug/L	266320	1	08/29/2018 02:16	CC
Trichlorofluoromethane	BRL	5.0		ug/L	266320	1	08/29/2018 02:16	CC
Vinyl chloride	BRL	2.0		ug/L	266320	1	08/29/2018 02:16	CC
Surr: 4-Bromofluorobenzene	81.8	68-127		%REC	266320	1	08/29/2018 02:16	CC
Surr: Dibromofluoromethane	106	84.4-122		%REC	266320	1	08/29/2018 02:16	CC
Surr: Toluene-d8	102	80.1-116		%REC	266320	1	08/29/2018 02:16	CC

Qualifiers:

*	Value exceeds maximum contaminant level	E	Estimated (value above quantitation range)
BRL	Below reporting limit	S	Spike Recovery outside limits due to matrix
H	Holding times for preparation or analysis exceeded	Narr	See case narrative
N	Analyte not NELAC certified	NC	Not confirmed
B	Analyte detected in the associated method blank	<	Less than Result value
>	Greater than Result value	J	Estimated value detected below Reporting Limit

Analytical Environmental Services, Inc **Date:** 31-Aug-18

Client:	Environmental Planning Specialists, Inc.	**Client Sample ID:**	18233-MW-5
Project Name:	Rheem	**Collection Date:**	8/21/2018 10:40:00 AM
Lab ID:	1808K61-019	**Matrix:**	Groundwater

Analyses	Result	Reporting Limit	Qual	Units	BatchID	Dilution Factor	Date Analyzed	Analyst
Total Organic Carbon (TOC) SW9060A								
Organic Carbon, Total	27.2	1.00		mg/L	R378697	1	08/27/2018 16:35	SK
TCL VOLATILE ORGANICS SW8260B					**(SW5030B)**			
1,1,1-Trichloroethane	BRL	5.0		ug/L	266320	1	08/26/2018 22:31	OM
1,1,2,2-Tetrachloroethane	BRL	5.0		ug/L	266320	1	08/26/2018 22:31	OM
1,1,2-Trichloroethane	43	5.0		ug/L	266320	1	08/26/2018 22:31	OM
1,1-Dichloroethane	BRL	5.0		ug/L	266320	1	08/26/2018 22:31	OM
1,1-Dichloroethene	61	5.0		ug/L	266320	1	08/26/2018 22:31	OM
1,2,4-Trichlorobenzene	BRL	5.0		ug/L	266320	1	08/26/2018 22:31	OM
1,2-Dibromo-3-chloropropane	BRL	5.0		ug/L	266320	1	08/26/2018 22:31	OM
1,2-Dibromoethane	BRL	5.0		ug/L	266320	1	08/26/2018 22:31	OM
1,2-Dichlorobenzene	BRL	5.0		ug/L	266320	1	08/26/2018 22:31	OM
1,2-Dichloroethane	BRL	5.0		ug/L	266320	1	08/26/2018 22:31	OM
1,2-Dichloropropane	BRL	5.0		ug/L	266320	1	08/26/2018 22:31	OM
1,3-Dichlorobenzene	BRL	5.0		ug/L	266320	1	08/26/2018 22:31	OM
1,4-Dichlorobenzene	BRL	5.0		ug/L	266320	1	08/26/2018 22:31	OM
2-Butanone	BRL	50		ug/L	266320	1	08/26/2018 22:31	OM
2-Hexanone	BRL	10		ug/L	266320	1	08/26/2018 22:31	OM
4-Methyl-2-pentanone	BRL	10		ug/L	266320	1	08/26/2018 22:31	OM
Acetone	BRL	50		ug/L	266320	1	08/26/2018 22:31	OM
Benzene	BRL	5.0		ug/L	266320	1	08/26/2018 22:31	OM
Bromodichloromethane	BRL	5.0		ug/L	266320	1	08/26/2018 22:31	OM
Bromoform	BRL	5.0		ug/L	266320	1	08/26/2018 22:31	OM
Bromomethane	BRL	5.0		ug/L	266320	1	08/26/2018 22:31	OM
Carbon disulfide	BRL	5.0		ug/L	266320	1	08/26/2018 22:31	OM
Carbon tetrachloride	BRL	5.0		ug/L	266320	1	08/26/2018 22:31	OM
Chlorobenzene	BRL	5.0		ug/L	266320	1	08/26/2018 22:31	OM
Chloroethane	BRL	10		ug/L	266320	1	08/26/2018 22:31	OM
Chloroform	BRL	5.0		ug/L	266320	1	08/26/2018 22:31	OM
Chloromethane	BRL	10		ug/L	266320	1	08/26/2018 22:31	OM
cis-1,2-Dichloroethene	2600	500		ug/L	266320	100	08/29/2018 03:10	CC
cis-1,3-Dichloropropene	BRL	5.0		ug/L	266320	1	08/26/2018 22:31	OM
Cyclohexane	BRL	5.0		ug/L	266320	1	08/26/2018 22:31	OM
Dibromochloromethane	BRL	5.0		ug/L	266320	1	08/26/2018 22:31	OM
Dichlorodifluoromethane	BRL	10		ug/L	266320	1	08/26/2018 22:31	OM
Ethylbenzene	BRL	5.0		ug/L	266320	1	08/26/2018 22:31	OM
Freon-113	BRL	10		ug/L	266320	1	08/26/2018 22:31	OM
Isopropylbenzene	BRL	5.0		ug/L	266320	1	08/26/2018 22:31	OM
m,p-Xylene	BRL	5.0		ug/L	266320	1	08/26/2018 22:31	OM
Methyl acetate	BRL	5.0		ug/L	266320	1	08/26/2018 22:31	OM
Methyl tert-butyl ether	BRL	5.0		ug/L	266320	1	08/26/2018 22:31	OM

Qualifiers:

- * Value exceeds maximum contaminant level
- BRL Below reporting limit
- H Holding times for preparation or analysis exceeded
- N Analyte not NELAC certified
- B Analyte detected in the associated method blank
- > Greater than Result value
- E Estimated (value above quantitation range)
- S Spike Recovery outside limits due to matrix
- Narr See case narrative
- NC Not confirmed
- < Less than Result value
- J Estimated value detected below Reporting Limit

Analytical Environmental Services, Inc **Date:** 31-Aug-18

Client:	Environmental Planning Specialists, Inc.	**Client Sample ID:**	18233-MW-5
Project Name:	Rheem	**Collection Date:**	8/21/2018 10:40:00 AM
Lab ID:	1808K61-019	**Matrix:**	Groundwater

Analyses	Result	Reporting Limit	Qual	Units	BatchID	Dilution Factor	Date Analyzed	Analyst
TCL VOLATILE ORGANICS SW8260B				**(SW5030B)**				
Methylcyclohexane	BRL	5.0		ug/L	266320	1	08/26/2018 22:31	OM
Methylene chloride	7.8	5.0		ug/L	266320	1	08/26/2018 22:31	OM
o-Xylene	BRL	5.0		ug/L	266320	1	08/26/2018 22:31	OM
Styrene	BRL	5.0		ug/L	266320	1	08/26/2018 22:31	OM
Tetrachloroethene	19	5.0		ug/L	266320	1	08/26/2018 22:31	OM
Toluene	BRL	5.0		ug/L	266320	1	08/26/2018 22:31	OM
trans-1,2-Dichloroethene	BRL	5.0		ug/L	266320	1	08/26/2018 22:31	OM
trans-1,3-Dichloropropene	BRL	5.0		ug/L	266320	1	08/26/2018 22:31	OM
Trichloroethene	150000	25000		ug/L	266320	5000	08/30/2018 03:58	CC
Trichlorofluoromethane	BRL	5.0		ug/L	266320	1	08/26/2018 22:31	OM
Vinyl chloride	BRL	2.0		ug/L	266320	1	08/26/2018 22:31	OM
Surr: 4-Bromofluorobenzene	85.7	68-127		%REC	266320	5000	08/30/2018 03:58	CC
Surr: 4-Bromofluorobenzene	70.1	68-127		%REC	266320	1	08/26/2018 22:31	OM
Surr: 4-Bromofluorobenzene	83.4	68-127		%REC	266320	100	08/29/2018 03:10	CC
Surr: Dibromofluoromethane	99.2	84.4-122		%REC	266320	5000	08/30/2018 03:58	CC
Surr: Dibromofluoromethane	85.3	84.4-122		%REC	266320	1	08/26/2018 22:31	OM
Surr: Dibromofluoromethane	104	84.4-122		%REC	266320	100	08/29/2018 03:10	CC
Surr: Toluene-d8	101	80.1-116		%REC	266320	5000	08/30/2018 03:58	CC
Surr: Toluene-d8	83.6	80.1-116		%REC	266320	1	08/26/2018 22:31	OM
Surr: Toluene-d8	99.4	80.1-116		%REC	266320	100	08/29/2018 03:10	CC

Qualifiers:

*	Value exceeds maximum contaminant level	E	Estimated (value above quantitation range)
BRL	Below reporting limit	S	Spike Recovery outside limits due to matrix
H	Holding times for preparation or analysis exceeded	Narr	See case narrative
N	Analyte not NELAC certified	NC	Not confirmed
B	Analyte detected in the associated method blank	<	Less than Result value
>	Greater than Result value	J	Estimated value detected below Reporting Limit

Analytical Environmental Services, Inc **Date:** 31-Aug-18

Client:	Environmental Planning Specialists, Inc.	**Client Sample ID:**	18233-PZ-5
Project Name:	Rheem	**Collection Date:**	8/21/2018 11:25:00 AM
Lab ID:	1808K61-020	**Matrix:**	Groundwater

Analyses	Result	Reporting Limit	Qual	Units	BatchID	Dilution Factor	Date Analyzed	Analyst
Total Organic Carbon (TOC) SW9060A								
Organic Carbon, Total	16.4	1.00		mg/L	R378697	1	08/27/2018 18:25	SK
TCL VOLATILE ORGANICS SW8260B				**(SW5030B)**				
1,1,1-Trichloroethane	BRL	5.0		ug/L	266320	1	08/26/2018 22:58	OM
1,1,2,2-Tetrachloroethane	BRL	5.0		ug/L	266320	1	08/26/2018 22:58	OM
1,1,2-Trichloroethane	BRL	5.0		ug/L	266320	1	08/26/2018 22:58	OM
1,1-Dichloroethane	BRL	5.0		ug/L	266320	1	08/26/2018 22:58	OM
1,1-Dichloroethene	8.8	5.0		ug/L	266320	1	08/26/2018 22:58	OM
1,2,4-Trichlorobenzene	BRL	5.0		ug/L	266320	1	08/26/2018 22:58	OM
1,2-Dibromo-3-chloropropane	BRL	5.0		ug/L	266320	1	08/26/2018 22:58	OM
1,2-Dibromoethane	BRL	5.0		ug/L	266320	1	08/26/2018 22:58	OM
1,2-Dichlorobenzene	BRL	5.0		ug/L	266320	1	08/26/2018 22:58	OM
1,2-Dichloroethane	BRL	5.0		ug/L	266320	1	08/26/2018 22:58	OM
1,2-Dichloropropane	BRL	5.0		ug/L	266320	1	08/26/2018 22:58	OM
1,3-Dichlorobenzene	BRL	5.0		ug/L	266320	1	08/26/2018 22:58	OM
1,4-Dichlorobenzene	BRL	5.0		ug/L	266320	1	08/26/2018 22:58	OM
2-Butanone	BRL	50		ug/L	266320	1	08/26/2018 22:58	OM
2-Hexanone	BRL	10		ug/L	266320	1	08/26/2018 22:58	OM
4-Methyl-2-pentanone	BRL	10		ug/L	266320	1	08/26/2018 22:58	OM
Acetone	BRL	50		ug/L	266320	1	08/26/2018 22:58	OM
Benzene	BRL	5.0		ug/L	266320	1	08/26/2018 22:58	OM
Bromodichloromethane	BRL	5.0		ug/L	266320	1	08/26/2018 22:58	OM
Bromoform	BRL	5.0		ug/L	266320	1	08/26/2018 22:58	OM
Bromomethane	BRL	5.0		ug/L	266320	1	08/26/2018 22:58	OM
Carbon disulfide	BRL	5.0		ug/L	266320	1	08/26/2018 22:58	OM
Carbon tetrachloride	6.6	5.0		ug/L	266320	1	08/26/2018 22:58	OM
Chlorobenzene	BRL	5.0		ug/L	266320	1	08/26/2018 22:58	OM
Chloroethane	BRL	10		ug/L	266320	1	08/26/2018 22:58	OM
Chloroform	BRL	5.0		ug/L	266320	1	08/26/2018 22:58	OM
Chloromethane	BRL	10		ug/L	266320	1	08/26/2018 22:58	OM
cis-1,2-Dichloroethene	4400	500		ug/L	266320	100	08/29/2018 02:43	CC
cis-1,3-Dichloropropene	BRL	5.0		ug/L	266320	1	08/26/2018 22:58	OM
Cyclohexane	BRL	5.0		ug/L	266320	1	08/26/2018 22:58	OM
Dibromochloromethane	BRL	5.0		ug/L	266320	1	08/26/2018 22:58	OM
Dichlorodifluoromethane	BRL	10		ug/L	266320	1	08/26/2018 22:58	OM
Ethylbenzene	BRL	5.0		ug/L	266320	1	08/26/2018 22:58	OM
Freon-113	BRL	10		ug/L	266320	1	08/26/2018 22:58	OM
Isopropylbenzene	BRL	5.0		ug/L	266320	1	08/26/2018 22:58	OM
m,p-Xylene	BRL	5.0		ug/L	266320	1	08/26/2018 22:58	OM
Methyl acetate	BRL	5.0		ug/L	266320	1	08/26/2018 22:58	OM
Methyl tert-butyl ether	BRL	5.0		ug/L	266320	1	08/26/2018 22:58	OM

Qualifiers:

- * Value exceeds maximum contaminant level
- BRL Below reporting limit
- H Holding times for preparation or analysis exceeded
- N Analyte not NELAC certified
- B Analyte detected in the associated method blank
- > Greater than Result value
- E Estimated (value above quantitation range)
- S Spike Recovery outside limits due to matrix
- Narr See case narrative
- NC Not confirmed
- < Less than Result value
- J Estimated value detected below Reporting Limit

Analytical Environmental Services, Inc **Date:** 31-Aug-18

Client:	Environmental Planning Specialists, Inc.	**Client Sample ID:**	18233-PZ-5
Project Name:	Rheem	**Collection Date:**	8/21/2018 11:25:00 AM
Lab ID:	1808K61-020	**Matrix:**	Groundwater

Analyses	Result	Reporting Limit	Qual	Units	BatchID	Dilution Factor	Date Analyzed	Analyst
TCL VOLATILE ORGANICS SW8260B				**(SW5030B)**				
Methylcyclohexane	BRL	5.0		ug/L	266320	1	08/26/2018 22:58	OM
Methylene chloride	BRL	5.0		ug/L	266320	1	08/26/2018 22:58	OM
o-Xylene	BRL	5.0		ug/L	266320	1	08/26/2018 22:58	OM
Styrene	BRL	5.0		ug/L	266320	1	08/26/2018 22:58	OM
Tetrachloroethene	22	5.0		ug/L	266320	1	08/26/2018 22:58	OM
Toluene	BRL	5.0		ug/L	266320	1	08/26/2018 22:58	OM
trans-1,2-Dichloroethene	BRL	5.0		ug/L	266320	1	08/26/2018 22:58	OM
trans-1,3-Dichloropropene	BRL	5.0		ug/L	266320	1	08/26/2018 22:58	OM
Trichloroethene	69000	5000		ug/L	266320	1000	08/30/2018 06:15	CC
Trichlorofluoromethane	BRL	5.0		ug/L	266320	1	08/26/2018 22:58	OM
Vinyl chloride	2.9	2.0		ug/L	266320	1	08/26/2018 22:58	OM
Surr: 4-Bromofluorobenzene	71.3	68-127		%REC	266320	1	08/26/2018 22:58	OM
Surr: 4-Bromofluorobenzene	83.5	68-127		%REC	266320	1000	08/30/2018 06:15	CC
Surr: 4-Bromofluorobenzene	84.6	68-127		%REC	266320	100	08/29/2018 02:43	CC
Surr: Dibromofluoromethane	89	84.4-122		%REC	266320	1	08/26/2018 22:58	OM
Surr: Dibromofluoromethane	96.3	84.4-122		%REC	266320	100	08/29/2018 02:43	CC
Surr: Dibromofluoromethane	100	84.4-122		%REC	266320	1000	08/30/2018 06:15	CC
Surr: Toluene-d8	82.7	80.1-116		%REC	266320	1	08/26/2018 22:58	OM
Surr: Toluene-d8	90.9	80.1-116		%REC	266320	1000	08/30/2018 06:15	CC
Surr: Toluene-d8	97	80.1-116		%REC	266320	100	08/29/2018 02:43	CC

Qualifiers:

*	Value exceeds maximum contaminant level	E	Estimated (value above quantitation range)
BRL	Below reporting limit	S	Spike Recovery outside limits due to matrix
H	Holding times for preparation or analysis exceeded	Narr	See case narrative
N	Analyte not NELAC certified	NC	Not confirmed
B	Analyte detected in the associated method blank	<	Less than Result value
>	Greater than Result value	J	Estimated value detected below Reporting Limit

Analytical Environmental Services, Inc **Date:** 31-Aug-18

Client:	Environmental Planning Specialists, Inc.	**Client Sample ID:**	18233-EQUIPMENT BLANK
Project Name:	Rheem	**Collection Date:**	8/21/2018 11:30:00 AM
Lab ID:	1808K61-021	**Matrix:**	Aqueous

Analyses	Result	Reporting Limit	Qual	Units	BatchID	Dilution Factor	Date Analyzed	Analyst
Total Organic Carbon (TOC) SW9060A								
Organic Carbon, Total	BRL	1.00		mg/L	R378697	1	08/27/2018 18:51	SK
TCL VOLATILE ORGANICS SW8260B				**(SW5030B)**				
1,1,1-Trichloroethane	BRL	5.0		ug/L	266213	1	08/26/2018 19:21	OM
1,1,2,2-Tetrachloroethane	BRL	5.0		ug/L	266213	1	08/26/2018 19:21	OM
1,1,2-Trichloroethane	BRL	5.0		ug/L	266213	1	08/26/2018 19:21	OM
1,1-Dichloroethane	BRL	5.0		ug/L	266213	1	08/26/2018 19:21	OM
1,1-Dichloroethene	BRL	5.0		ug/L	266213	1	08/26/2018 19:21	OM
1,2,4-Trichlorobenzene	BRL	5.0		ug/L	266213	1	08/26/2018 19:21	OM
1,2-Dibromo-3-chloropropane	BRL	5.0		ug/L	266213	1	08/26/2018 19:21	OM
1,2-Dibromoethane	BRL	5.0		ug/L	266213	1	08/26/2018 19:21	OM
1,2-Dichlorobenzene	BRL	5.0		ug/L	266213	1	08/26/2018 19:21	OM
1,2-Dichloroethane	BRL	5.0		ug/L	266213	1	08/26/2018 19:21	OM
1,2-Dichloropropane	BRL	5.0		ug/L	266213	1	08/26/2018 19:21	OM
1,3-Dichlorobenzene	BRL	5.0		ug/L	266213	1	08/26/2018 19:21	OM
1,4-Dichlorobenzene	BRL	5.0		ug/L	266213	1	08/26/2018 19:21	OM
2-Butanone	BRL	50		ug/L	266213	1	08/26/2018 19:21	OM
2-Hexanone	BRL	10		ug/L	266213	1	08/26/2018 19:21	OM
4-Methyl-2-pentanone	BRL	10		ug/L	266213	1	08/26/2018 19:21	OM
Acetone	BRL	50		ug/L	266213	1	08/26/2018 19:21	OM
Benzene	BRL	5.0		ug/L	266213	1	08/26/2018 19:21	OM
Bromodichloromethane	BRL	5.0		ug/L	266213	1	08/26/2018 19:21	OM
Bromoform	BRL	5.0		ug/L	266213	1	08/26/2018 19:21	OM
Bromomethane	BRL	5.0		ug/L	266213	1	08/26/2018 19:21	OM
Carbon disulfide	BRL	5.0		ug/L	266213	1	08/26/2018 19:21	OM
Carbon tetrachloride	BRL	5.0		ug/L	266213	1	08/26/2018 19:21	OM
Chlorobenzene	BRL	5.0		ug/L	266213	1	08/26/2018 19:21	OM
Chloroethane	BRL	10		ug/L	266213	1	08/26/2018 19:21	OM
Chloroform	BRL	5.0		ug/L	266213	1	08/26/2018 19:21	OM
Chloromethane	BRL	10		ug/L	266213	1	08/26/2018 19:21	OM
cis-1,2-Dichloroethene	BRL	5.0		ug/L	266213	1	08/26/2018 19:21	OM
cis-1,3-Dichloropropene	BRL	5.0		ug/L	266213	1	08/26/2018 19:21	OM
Cyclohexane	BRL	5.0		ug/L	266213	1	08/26/2018 19:21	OM
Dibromochloromethane	BRL	5.0		ug/L	266213	1	08/26/2018 19:21	OM
Dichlorodifluoromethane	BRL	10		ug/L	266213	1	08/26/2018 19:21	OM
Ethylbenzene	BRL	5.0		ug/L	266213	1	08/26/2018 19:21	OM
Freon-113	BRL	10		ug/L	266213	1	08/26/2018 19:21	OM
Isopropylbenzene	BRL	5.0		ug/L	266213	1	08/26/2018 19:21	OM
m,p-Xylene	BRL	5.0		ug/L	266213	1	08/26/2018 19:21	OM
Methyl acetate	BRL	5.0		ug/L	266213	1	08/26/2018 19:21	OM
Methyl tert-butyl ether	BRL	5.0		ug/L	266213	1	08/26/2018 19:21	OM

Qualifiers:

- * Value exceeds maximum contaminant level
- BRL Below reporting limit
- H Holding times for preparation or analysis exceeded
- N Analyte not NELAC certified
- B Analyte detected in the associated method blank
- > Greater than Result value
- E Estimated (value above quantitation range)
- S Spike Recovery outside limits due to matrix
- Narr See case narrative
- NC Not confirmed
- < Less than Result value
- J Estimated value detected below Reporting Limit

Analytical Environmental Services, Inc **Date:** 31-Aug-18

Client:	Environmental Planning Specialists, Inc.	**Client Sample ID:**	18233-EQUIPMENT BLANK
Project Name:	Rheem	**Collection Date:**	8/21/2018 11:30:00 AM
Lab ID:	1808K61-021	**Matrix:**	Aqueous

Analyses	Result	Reporting Limit	Qual	Units	BatchID	Dilution Factor	Date Analyzed	Analyst
TCL VOLATILE ORGANICS SW8260B				**(SW5030B)**				
Methylcyclohexane	BRL	5.0		ug/L	266213	1	08/26/2018 19:21	OM
Methylene chloride	BRL	5.0		ug/L	266213	1	08/26/2018 19:21	OM
o-Xylene	BRL	5.0		ug/L	266213	1	08/26/2018 19:21	OM
Styrene	BRL	5.0		ug/L	266213	1	08/26/2018 19:21	OM
Tetrachloroethene	BRL	5.0		ug/L	266213	1	08/26/2018 19:21	OM
Toluene	BRL	5.0		ug/L	266213	1	08/26/2018 19:21	OM
trans-1,2-Dichloroethene	BRL	5.0		ug/L	266213	1	08/26/2018 19:21	OM
trans-1,3-Dichloropropene	BRL	5.0		ug/L	266213	1	08/26/2018 19:21	OM
Trichloroethene	BRL	5.0		ug/L	266213	1	08/26/2018 19:21	OM
Trichlorofluoromethane	BRL	5.0		ug/L	266213	1	08/26/2018 19:21	OM
Vinyl chloride	BRL	2.0		ug/L	266213	1	08/26/2018 19:21	OM
Surr: 4-Bromofluorobenzene	82.7	68-127		%REC	266213	1	08/26/2018 19:21	OM
Surr: Dibromofluoromethane	95.5	84.4-122		%REC	266213	1	08/26/2018 19:21	OM
Surr: Toluene-d8	96.4	80.1-116		%REC	266213	1	08/26/2018 19:21	OM

Qualifiers:

*	Value exceeds maximum contaminant level	E	Estimated (value above quantitation range)
BRL	Below reporting limit	S	Spike Recovery outside limits due to matrix
H	Holding times for preparation or analysis exceeded	Narr	See case narrative
N	Analyte not NELAC certified	NC	Not confirmed
B	Analyte detected in the associated method blank	<	Less than Result value
>	Greater than Result value	J	Estimated value detected below Reporting Limit

Analytical Environmental Services, Inc

Date: 31-Aug-18

Client:	Environmental Planning Specialists, Inc.	**Client Sample ID:**	18233-TRIP BLANK
Project Name:	Rheem	**Collection Date:**	8/21/2018
Lab ID:	1808K61-022	**Matrix:**	Aqueous

Analyses	Result	Reporting Limit	Qual	Units	BatchID	Dilution Factor	Date Analyzed	Analyst
TCL VOLATILE ORGANICS SW8260B				**(SW5030B)**				
1,1,1-Trichloroethane	BRL	5.0		ug/L	266213	1	08/26/2018 18:53	OM
1,1,2,2-Tetrachloroethane	BRL	5.0		ug/L	266213	1	08/26/2018 18:53	OM
1,1,2-Trichloroethane	BRL	5.0		ug/L	266213	1	08/26/2018 18:53	OM
1,1-Dichloroethane	BRL	5.0		ug/L	266213	1	08/26/2018 18:53	OM
1,1-Dichloroethene	BRL	5.0		ug/L	266213	1	08/26/2018 18:53	OM
1,2,4-Trichlorobenzene	BRL	5.0		ug/L	266213	1	08/26/2018 18:53	OM
1,2-Dibromo-3-chloropropane	BRL	5.0		ug/L	266213	1	08/26/2018 18:53	OM
1,2-Dibromoethane	BRL	5.0		ug/L	266213	1	08/26/2018 18:53	OM
1,2-Dichlorobenzene	BRL	5.0		ug/L	266213	1	08/26/2018 18:53	OM
1,2-Dichloroethane	BRL	5.0		ug/L	266213	1	08/26/2018 18:53	OM
1,2-Dichloropropane	BRL	5.0		ug/L	266213	1	08/26/2018 18:53	OM
1,3-Dichlorobenzene	BRL	5.0		ug/L	266213	1	08/26/2018 18:53	OM
1,4-Dichlorobenzene	BRL	5.0		ug/L	266213	1	08/26/2018 18:53	OM
2-Butanone	BRL	50		ug/L	266213	1	08/26/2018 18:53	OM
2-Hexanone	BRL	10		ug/L	266213	1	08/26/2018 18:53	OM
4-Methyl-2-pentanone	BRL	10		ug/L	266213	1	08/26/2018 18:53	OM
Acetone	BRL	50		ug/L	266213	1	08/26/2018 18:53	OM
Benzene	BRL	5.0		ug/L	266213	1	08/26/2018 18:53	OM
Bromodichloromethane	BRL	5.0		ug/L	266213	1	08/26/2018 18:53	OM
Bromoform	BRL	5.0		ug/L	266213	1	08/26/2018 18:53	OM
Bromomethane	BRL	5.0		ug/L	266213	1	08/26/2018 18:53	OM
Carbon disulfide	BRL	5.0		ug/L	266213	1	08/26/2018 18:53	OM
Carbon tetrachloride	BRL	5.0		ug/L	266213	1	08/26/2018 18:53	OM
Chlorobenzene	BRL	5.0		ug/L	266213	1	08/26/2018 18:53	OM
Chloroethane	BRL	10		ug/L	266213	1	08/26/2018 18:53	OM
Chloroform	BRL	5.0		ug/L	266213	1	08/26/2018 18:53	OM
Chloromethane	BRL	10		ug/L	266213	1	08/26/2018 18:53	OM
cis-1,2-Dichloroethene	BRL	5.0		ug/L	266213	1	08/26/2018 18:53	OM
cis-1,3-Dichloropropene	BRL	5.0		ug/L	266213	1	08/26/2018 18:53	OM
Cyclohexane	BRL	5.0		ug/L	266213	1	08/26/2018 18:53	OM
Dibromochloromethane	BRL	5.0		ug/L	266213	1	08/26/2018 18:53	OM
Dichlorodifluoromethane	BRL	10		ug/L	266213	1	08/26/2018 18:53	OM
Ethylbenzene	BRL	5.0		ug/L	266213	1	08/26/2018 18:53	OM
Freon-113	BRL	10		ug/L	266213	1	08/26/2018 18:53	OM
Isopropylbenzene	BRL	5.0		ug/L	266213	1	08/26/2018 18:53	OM
m,p-Xylene	BRL	5.0		ug/L	266213	1	08/26/2018 18:53	OM
Methyl acetate	BRL	5.0		ug/L	266213	1	08/26/2018 18:53	OM
Methyl tert-butyl ether	BRL	5.0		ug/L	266213	1	08/26/2018 18:53	OM
Methylcyclohexane	BRL	5.0		ug/L	266213	1	08/26/2018 18:53	OM
Methylene chloride	BRL	5.0		ug/L	266213	1	08/26/2018 18:53	OM
o-Xylene	BRL	5.0		ug/L	266213	1	08/26/2018 18:53	OM

Qualifiers:

- * Value exceeds maximum contaminant level
- BRL Below reporting limit
- H Holding times for preparation or analysis exceeded
- N Analyte not NELAC certified
- B Analyte detected in the associated method blank
- > Greater than Result value
- E Estimated (value above quantitation range)
- S Spike Recovery outside limits due to matrix
- Narr See case narrative
- NC Not confirmed
- < Less than Result value
- J Estimated value detected below Reporting Limit

Analytical Environmental Services, Inc **Date:** 31-Aug-18

Client:	Environmental Planning Specialists, Inc.	**Client Sample ID:**	18233-TRIP BLANK
Project Name:	Rheem	**Collection Date:**	8/21/2018
Lab ID:	1808K61-022	**Matrix:**	Aqueous

Analyses	Result	Reporting Limit	Qual	Units	BatchID	Dilution Factor	Date Analyzed	Analyst
TCL VOLATILE ORGANICS SW8260B				**(SW5030B)**				
Styrene	BRL	5.0		ug/L	266213	1	08/26/2018 18:53	OM
Tetrachloroethene	BRL	5.0		ug/L	266213	1	08/26/2018 18:53	OM
Toluene	BRL	5.0		ug/L	266213	1	08/26/2018 18:53	OM
trans-1,2-Dichloroethene	BRL	5.0		ug/L	266213	1	08/26/2018 18:53	OM
trans-1,3-Dichloropropene	BRL	5.0		ug/L	266213	1	08/26/2018 18:53	OM
Trichloroethene	BRL	5.0		ug/L	266213	1	08/26/2018 18:53	OM
Trichlorofluoromethane	BRL	5.0		ug/L	266213	1	08/26/2018 18:53	OM
Vinyl chloride	BRL	2.0		ug/L	266213	1	08/26/2018 18:53	OM
Surr: 4-Bromofluorobenzene	87.3	68-127		%REC	266213	1	08/26/2018 18:53	OM
Surr: Dibromofluoromethane	99.7	84.4-122		%REC	266213	1	08/26/2018 18:53	OM
Surr: Toluene-d8	95.4	80.1-116		%REC	266213	1	08/26/2018 18:53	OM

Qualifiers:

*	Value exceeds maximum contaminant level	E	Estimated (value above quantitation range)
BRL	Below reporting limit	S	Spike Recovery outside limits due to matrix
H	Holding times for preparation or analysis exceeded	Narr	See case narrative
N	Analyte not NELAC certified	NC	Not confirmed
B	Analyte detected in the associated method blank	<	Less than Result value
>	Greater than Result value	J	Estimated value detected below Reporting Limit

Clear Save as

ANALYTICAL ENVIRONMENTAL SERVICES, INC. AES

SAMPLE/COOLER RECEIPT CHECKLIST

1. Client Name: **Environmental Planning Specialists, Inc.** AES Work Order Number: **1808K61**

2. Carrier: FedEx ☐ UPS ☐ USPS ☐ Client ■ Courier ☐ Other _____

		Yes	No	N/A	Details	Comments
3.	Shipping container/cooler received in good condition?	●	○	○	damaged ☐ leaking ☐ other ☐	
4.	Custody seals present on shipping container?	○	●	○		
5.	Custody seals intact on shipping container?	○	○	●		
6.	Temperature blanks present?	○	●	○		
7.	Cooler temperature(s) within limits of 0-6°C? [See item 13 and 14 for temperature recordings.]	●	○	○	Cooling initiated for recently collected samples / ice present ☐	
8.	Chain of Custody (COC) present?	●	○	○		
9.	Chain of Custody signed, dated, and timed when relinquished and received?	●	○	○		
10.	Sampler name and/or signature on COC?	●	○	○		
11.	Were all samples received within holding time?	●	○	○		
12.	TAT marked on the COC?	●	○	○	If no TAT indicated, proceeded with standard TAT per Terms & Conditions. ☐	

13. Cooler 1 Temperature 4.8 °C Cooler 2 Temperature _____ °C Cooler 3 Temperature _____ °C Cooler 4 Temperature _____ °C

14. Cooler 5 Temperature _____ °C Cooler 6 Temperature _____ °C Cooler 7 Temperature _____ °C Cooler 8 Temperature _____ °C

15. Comments: _____

I certify that I have completed sections 1-15 (dated initials). TD 8/22/18

		Yes	No	N/A	Details	Comments
16.	Were sample containers intact upon receipt?	●	○	○		
17.	Custody seals present on sample containers?	○	●	○		
18.	Custody seals intact on sample containers?	○	○	●		
19.	Do sample container labels match the COC?	●	○	○	incomplete info ☐ illegible ☐ no label ☐ other ☐	
20.	Are analyses requested indicated on the COC?	●	○	○		
21.	Were all of the samples listed on the COC received?	●	○	○	samples received but not listed on COC ☐ samples listed on COC not received ☐	
22.	Was the sample collection date/time noted?	●	○	○		
23.	Did we receive sufficient sample volume for indicated analyses?	●	○	○		
24.	Were samples received in appropriate containers?	●	○	○		
25.	Were VOA samples received without headspace (< 1/4" bubble)?	●	○	○		
26.	Were trip blanks submitted?	●	○	○	listed on COC ■ not listed on COC ☐	

27. Comments: _____

I certify that I have completed sections 16-27 (dated initials). EMW 8/23/18

This section only applies to samples where pH can be checked at Sample Receipt.

		Yes	No	N/A	Details	Comments
28.	Have containers needing chemical preservation been checked? *	●	○	○		
29.	Containers meet preservation guidelines?	●	○	○		
30.	Was pH adjusted at Sample Receipt?	○	○	●		

* Note: Certain analyses require chemical preservation but must be checked in the laboratory and not upon Sample Receipt such as Coliforms, VOCs and Oil & Grease/TPH.

I certify that I have completed sections 28-30 (dated initials). EMW 8/23/18

Checklist 6.9.17 Rev 2

Locked

Client: Environmental Planning Specialists, Inc.
Project Name: Rheem
Workorder: 1808K61

ANALYTICAL QC SUMMARY REPORT

BatchID: 266213

Sample ID: **MB-266213**	Client ID:	Units: **ug/L**	Prep Date: **08/24/2018**	Run No: **378476**
SampleType: **MBLK**	TestCode: **TCL VOLATILE ORGANICS SW8260B**	BatchID: **266213**	Analysis Date: **08/24/2018**	Seq No: **8431011**

Analyte	Result	RPT Limit	SPK value	SPK Ref Val	%REC	Low Limit	High Limit	RPD Ref Val	%RPD	RPD Limit	Qual
1,1,1-Trichloroethane	BRL	5.0									
1,1,2,2-Tetrachloroethane	BRL	5.0									
1,1,2-Trichloroethane	BRL	5.0									
1,1-Dichloroethane	BRL	5.0									
1,1-Dichloroethene	BRL	5.0									
1,2,4-Trichlorobenzene	BRL	5.0									
1,2-Dibromo-3-chloropropane	BRL	5.0									
1,2-Dibromoethane	BRL	5.0									
1,2-Dichlorobenzene	BRL	5.0									
1,2-Dichloroethane	BRL	5.0									
1,2-Dichloropropane	BRL	5.0									
1,3-Dichlorobenzene	BRL	5.0									
1,4-Dichlorobenzene	BRL	5.0									
2-Butanone	BRL	50									
2-Hexanone	BRL	10									
4-Methyl-2-pentanone	BRL	10									
Acetone	BRL	50									
Benzene	BRL	5.0									
Bromodichloromethane	BRL	5.0									
Bromoform	BRL	5.0									
Bromomethane	BRL	5.0									
Carbon disulfide	BRL	5.0									
Carbon tetrachloride	BRL	5.0									
Chlorobenzene	BRL	5.0									
Chloroethane	BRL	10									
Chloroform	BRL	5.0									
Chloromethane	BRL	10									

Qualifiers:

>	Greater than Result value	<	Less than Result value	B	Analyte detected in the associated method blank
BRL	Below reporting limit	E	Estimated (value above quantitation range)	H	Holding times for preparation or analysis exceeded
J	Estimated value detected below Reporting Limit	N	Analyte not NELAC certified	R	RPD outside limits due to matrix
Rpt Lim	Reporting Limit	S	Spike Recovery outside limits due to matrix		

Client: Environmental Planning Specialists, Inc.
Project Name: Rheem
Workorder: 1808K61

ANALYTICAL QC SUMMARY REPORT

BatchID: 266213

Sample ID: **MB-266213** Client ID: Units: **ug/L** Prep Date: **08/24/2018** Run No: **378476**
SampleType: **MBLK** TestCode: **TCL VOLATILE ORGANICS SW8260B** BatchID: **266213** Analysis Date: **08/24/2018** Seq No: **8431011**

Analyte	Result	RPT Limit	SPK value	SPK Ref Val	%REC	Low Limit	High Limit	RPD Ref Val	%RPD	RPD Limit	Qual
cis-1,2-Dichloroethene	BRL	5.0									
cis-1,3-Dichloropropene	BRL	5.0									
Cyclohexane	BRL	5.0									
Dibromochloromethane	BRL	5.0									
Dichlorodifluoromethane	BRL	10									
Ethylbenzene	BRL	5.0									
Freon-113	BRL	10									
Isopropylbenzene	BRL	5.0									
m,p-Xylene	BRL	5.0									
Methyl acetate	BRL	5.0									
Methyl tert-butyl ether	BRL	5.0									
Methylcyclohexane	BRL	5.0									
Methylene chloride	BRL	5.0									
o-Xylene	BRL	5.0									
Styrene	BRL	5.0									
Tetrachloroethene	BRL	5.0									
Toluene	BRL	5.0									
trans-1,2-Dichloroethene	BRL	5.0									
trans-1,3-Dichloropropene	BRL	5.0									
Trichloroethene	BRL	5.0									
Trichlorofluoromethane	BRL	5.0									
Vinyl chloride	BRL	2.0									
Surr: 4-Bromofluorobenzene	41.83	0	50.00		83.7	68	127				
Surr: Dibromofluoromethane	49.10	0	50.00		98.2	84.4	122				
Surr: Toluene-d8	48.55	0	50.00		97.1	80.1	116				

Qualifiers:

>	Greater than Result value	<	Less than Result value	B	Analyte detected in the associated method blank
BRL	Below reporting limit	E	Estimated (value above quantitation range)	H	Holding times for preparation or analysis exceeded
J	Estimated value detected below Reporting Limit	N	Analyte not NELAC certified	R	RPD outside limits due to matrix
Rpt Lim	Reporting Limit	S	Spike Recovery outside limits due to matrix		

Client: Environmental Planning Specialists, Inc.
Project Name: Rheem
Workorder: 1808K61

ANALYTICAL QC SUMMARY REPORT

BatchID: 266213

Sample ID: **LCS-266213** Client ID: Units: **ug/L** Prep Date: **08/24/2018** Run No: **378476**
SampleType: **LCS** TestCode: **TCL VOLATILE ORGANICS SW8260B** BatchID: **266213** Analysis Date: **08/24/2018** Seq No: **8431094**

Analyte	Result	RPT Limit	SPK value	SPK Ref Val	%REC	Low Limit	High Limit	RPD Ref Val	%RPD	RPD Limit	Qual
1,1-Dichloroethene	44.10	5.0	50.00		88.2	69	136				
Benzene	42.67	5.0	50.00		85.3	73.7	126				
Chlorobenzene	49.16	5.0	50.00		98.3	73.5	124				
Toluene	44.25	5.0	50.00		88.5	76.8	125				
Trichloroethene	41.07	5.0	50.00		82.1	70.9	124				
Surr: 4-Bromofluorobenzene	43.04	0	50.00		86.1	68	127				
Surr: Dibromofluoromethane	46.02	0	50.00		92.0	84.4	122				
Surr: Toluene-d8	46.50	0	50.00		93.0	80.1	116				

Sample ID: **1808H59-001AMS** Client ID: Units: **ug/L** Prep Date: **08/24/2018** Run No: **378476**
SampleType: **MS** TestCode: **TCL VOLATILE ORGANICS SW8260B** BatchID: **266213** Analysis Date: **08/25/2018** Seq No: **8431118**

Analyte	Result	RPT Limit	SPK value	SPK Ref Val	%REC	Low Limit	High Limit	RPD Ref Val	%RPD	RPD Limit	Qual
1,1-Dichloroethene	3700	500	5000		74.0	65.7	143				
Benzene	3714	500	5000		74.3	66.1	137				
Chlorobenzene	4269	500	5000		85.4	70.9	132				
Toluene	3751	500	5000		75.0	63.8	141				
Trichloroethene	3625	500	5000		72.5	70.6	128				
Surr: 4-Bromofluorobenzene	4210	0	5000		84.2	68	127				
Surr: Dibromofluoromethane	4463	0	5000		89.3	84.4	122				
Surr: Toluene-d8	4421	0	5000		88.4	80.1	116				

Sample ID: **1808H59-001AMSD** Client ID: Units: **ug/L** Prep Date: **08/24/2018** Run No: **378476**
SampleType: **MSD** TestCode: **TCL VOLATILE ORGANICS SW8260B** BatchID: **266213** Analysis Date: **08/25/2018** Seq No: **8431119**

Analyte	Result	RPT Limit	SPK value	SPK Ref Val	%REC	Low Limit	High Limit	RPD Ref Val	%RPD	RPD Limit	Qual
1,1-Dichloroethene	3496	500	5000		69.9	65.7	143	3700	5.67	17.7	
Benzene	4149	500	5000		83.0	66.1	137	3714	11.1	20	

Qualifiers:

>	Greater than Result value	<	Less than Result value	B	Analyte detected in the associated method blank
BRL	Below reporting limit	E	Estimated (value above quantitation range)	H	Holding times for preparation or analysis exceeded
J	Estimated value detected below Reporting Limit	N	Analyte not NELAC certified	R	RPD outside limits due to matrix
Rpt Lim	Reporting Limit	S	Spike Recovery outside limits due to matrix		

Client: Environmental Planning Specialists, Inc.
Project Name: Rheem
Workorder: 1808K61

ANALYTICAL QC SUMMARY REPORT

BatchID: 266213

Sample ID: **1808H59-001AMSD** Client ID:
SampleType: **MSD** TestCode: **TCL VOLATILE ORGANICS SW8260B**
Units: **ug/L** Prep Date: **08/24/2018** Run No: **378476**
BatchID: **266213** Analysis Date: **08/25/2018** Seq No: **8431119**

Analyte	Result	RPT Limit	SPK value	SPK Ref Val	%REC	Low Limit	High Limit	RPD Ref Val	%RPD	RPD Limit	Qual
Chlorobenzene	4641	500	5000		92.8	70.9	132	4269	8.35	20	
Toluene	4277	500	5000		85.5	63.8	141	3751	13.1	20	
Trichloroethene	4048	500	5000		81.0	70.6	128	3625	11.0	20	
Surr: 4-Bromofluorobenzene	4254	0	5000		85.1	68	127	4210	0	0	
Surr: Dibromofluoromethane	4447	0	5000		88.9	84.4	122	4463	0	0	
Surr: Toluene-d8	4691	0	5000		93.8	80.1	116	4421	0	0	

Qualifiers:

>	Greater than Result value	<	Less than Result value	B	Analyte detected in the associated method blank
BRL	Below reporting limit	E	Estimated (value above quantitation range)	H	Holding times for preparation or analysis exceeded
J	Estimated value detected below Reporting Limit	N	Analyte not NELAC certified	R	RPD outside limits due to matrix
Rpt Lim	Reporting Limit	S	Spike Recovery outside limits due to matrix		

Client: Environmental Planning Specialists, Inc.
Project Name: Rheem
Workorder: 1808K61

ANALYTICAL QC SUMMARY REPORT

BatchID: 266320

Sample ID: **MB-266320** Client ID: Units: **ug/L** Prep Date: **08/25/2018** Run No: **378732**
SampleType: **MBLK** TestCode: **TCL VOLATILE ORGANICS SW8260B** BatchID: **266320** Analysis Date: **08/25/2018** Seq No: **8434657**

Analyte	Result	RPT Limit	SPK value	SPK Ref Val	%REC	Low Limit	High Limit	RPD Ref Val	%RPD	RPD Limit	Qual
1,1,1-Trichloroethane	BRL	5.0									
1,1,2,2-Tetrachloroethane	BRL	5.0									
1,1,2-Trichloroethane	BRL	5.0									
1,1-Dichloroethane	BRL	5.0									
1,1-Dichloroethene	BRL	5.0									
1,2,4-Trichlorobenzene	BRL	5.0									
1,2-Dibromo-3-chloropropane	BRL	5.0									
1,2-Dibromoethane	BRL	5.0									
1,2-Dichlorobenzene	BRL	5.0									
1,2-Dichloroethane	BRL	5.0									
1,2-Dichloropropane	BRL	5.0									
1,3-Dichlorobenzene	BRL	5.0									
1,4-Dichlorobenzene	BRL	5.0									
2-Butanone	BRL	50									
2-Hexanone	BRL	10									
4-Methyl-2-pentanone	BRL	10									
Acetone	BRL	50									
Benzene	BRL	5.0									
Bromodichloromethane	BRL	5.0									
Bromoform	BRL	5.0									
Bromomethane	BRL	5.0									
Carbon disulfide	BRL	5.0									
Carbon tetrachloride	BRL	5.0									
Chlorobenzene	BRL	5.0									
Chloroethane	BRL	10									
Chloroform	BRL	5.0									
Chloromethane	BRL	10									

Qualifiers:

>	Greater than Result value	<	Less than Result value	B	Analyte detected in the associated method blank
BRL	Below reporting limit	E	Estimated (value above quantitation range)	H	Holding times for preparation or analysis exceeded
J	Estimated value detected below Reporting Limit	N	Analyte not NELAC certified	R	RPD outside limits due to matrix
Rpt Lim	Reporting Limit	S	Spike Recovery outside limits due to matrix		

Client: Environmental Planning Specialists, Inc.
Project Name: Rheem
Workorder: 1808K61

ANALYTICAL QC SUMMARY REPORT

BatchID: 266320

Sample ID: **MB-266320** Client ID: Units: **ug/L** Prep Date: **08/25/2018** Run No: **378732**
SampleType: **MBLK** TestCode: **TCL VOLATILE ORGANICS SW8260B** BatchID: **266320** Analysis Date: **08/25/2018** Seq No: **8434657**

Analyte	Result	RPT Limit	SPK value	SPK Ref Val	%REC	Low Limit	High Limit	RPD Ref Val	%RPD	RPD Limit	Qual
cis-1,2-Dichloroethene	BRL	5.0									
cis-1,3-Dichloropropene	BRL	5.0									
Cyclohexane	BRL	5.0									
Dibromochloromethane	BRL	5.0									
Dichlorodifluoromethane	BRL	10									
Ethylbenzene	BRL	5.0									
Freon-113	BRL	10									
Isopropylbenzene	BRL	5.0									
m,p-Xylene	BRL	5.0									
Methyl acetate	BRL	5.0									
Methyl tert-butyl ether	BRL	5.0									
Methylcyclohexane	BRL	5.0									
Methylene chloride	BRL	5.0									
o-Xylene	BRL	5.0									
Styrene	BRL	5.0									
Tetrachloroethene	BRL	5.0									
Toluene	BRL	5.0									
trans-1,2-Dichloroethene	BRL	5.0									
trans-1,3-Dichloropropene	BRL	5.0									
Trichloroethene	BRL	5.0									
Trichlorofluoromethane	BRL	5.0									
Vinyl chloride	BRL	2.0									
Surr: 4-Bromofluorobenzene	44.39	0	50.00		88.8	68	127				
Surr: Dibromofluoromethane	47.77	0	50.00		95.5	84.4	122				
Surr: Toluene-d8	46.96	0	50.00		93.9	80.1	116				

Qualifiers:

>	Greater than Result value	<	Less than Result value	B	Analyte detected in the associated method blank
BRL	Below reporting limit	E	Estimated (value above quantitation range)	H	Holding times for preparation or analysis exceeded
J	Estimated value detected below Reporting Limit	N	Analyte not NELAC certified	R	RPD outside limits due to matrix
Rpt Lim	Reporting Limit	S	Spike Recovery outside limits due to matrix		

Client: Environmental Planning Specialists, Inc.
Project Name: Rheem
Workorder: 1808K61

ANALYTICAL QC SUMMARY REPORT

BatchID: 266320

Sample ID: **LCS-266320** Client ID: Units: **ug/L** Prep Date: **08/25/2018** Run No: **378732**
SampleType: **LCS** TestCode: **TCL VOLATILE ORGANICS SW8260B** BatchID: **266320** Analysis Date: **08/25/2018** Seq No: **8434656**

Analyte	Result	RPT Limit	SPK value	SPK Ref Val	%REC	Low Limit	High Limit	RPD Ref Val	%RPD	RPD Limit	Qual
1,1-Dichloroethene	45.41	5.0	50.00		90.8	69	136				
Benzene	48.08	5.0	50.00		96.2	73.7	126				
Chlorobenzene	51.25	5.0	50.00		102	73.5	124				
Toluene	48.44	5.0	50.00		96.9	76.8	125				
Trichloroethene	45.71	5.0	50.00		91.4	70.9	124				
Surr: 4-Bromofluorobenzene	42.18	0	50.00		84.4	68	127				
Surr: Dibromofluoromethane	49.50	0	50.00		99.0	84.4	122				
Surr: Toluene-d8	48.81	0	50.00		97.6	80.1	116				

Sample ID: **1808K61-001AMS** Client ID: **18228-PZ-3** Units: **ug/L** Prep Date: **08/25/2018** Run No: **378732**
SampleType: **MS** TestCode: **TCL VOLATILE ORGANICS SW8260B** BatchID: **266320** Analysis Date: **08/25/2018** Seq No: **8434660**

Analyte	Result	RPT Limit	SPK value	SPK Ref Val	%REC	Low Limit	High Limit	RPD Ref Val	%RPD	RPD Limit	Qual
1,1-Dichloroethene	4157	500	5000		83.1	65.7	143				
Benzene	4219	500	5000		84.4	66.1	137				
Chlorobenzene	4525	500	5000		90.5	70.9	132				
Toluene	4337	500	5000		86.7	63.8	141				
Trichloroethene	4065	500	5000		81.3	70.6	128				
Surr: 4-Bromofluorobenzene	4303	0	5000		86.1	68	127				
Surr: Dibromofluoromethane	5187	0	5000		104	84.4	122				
Surr: Toluene-d8	4922	0	5000		98.4	80.1	116				

Sample ID: **1808K61-001AMSD** Client ID: **18228-PZ-3** Units: **ug/L** Prep Date: **08/25/2018** Run No: **378732**
SampleType: **MSD** TestCode: **TCL VOLATILE ORGANICS SW8260B** BatchID: **266320** Analysis Date: **08/25/2018** Seq No: **8434661**

Analyte	Result	RPT Limit	SPK value	SPK Ref Val	%REC	Low Limit	High Limit	RPD Ref Val	%RPD	RPD Limit	Qual
1,1-Dichloroethene	4310	500	5000		86.2	65.7	143	4157	3.61	17.7	
Benzene	4194	500	5000		83.9	66.1	137	4219	0.594	20	

Qualifiers:

>	Greater than Result value	<	Less than Result value	B	Analyte detected in the associated method blank
BRL	Below reporting limit	E	Estimated (value above quantitation range)	H	Holding times for preparation or analysis exceeded
J	Estimated value detected below Reporting Limit	N	Analyte not NELAC certified	R	RPD outside limits due to matrix
Rpt Lim	Reporting Limit	S	Spike Recovery outside limits due to matrix		

Client: Environmental Planning Specialists, Inc.
Project Name: Rheem
Workorder: 1808K61

ANALYTICAL QC SUMMARY REPORT

BatchID: 266320

Sample ID: **1808K61-001AMSD** Client ID: **18228-PZ-3** Units: **ug/L** Prep Date: **08/25/2018** Run No: **378732**
SampleType: **MSD** TestCode: **TCL VOLATILE ORGANICS SW8260B** BatchID: **266320** Analysis Date: **08/25/2018** Seq No: **8434661**

Analyte	Result	RPT Limit	SPK value	SPK Ref Val	%REC	Low Limit	High Limit	RPD Ref Val	%RPD	RPD Limit	Qual
Chlorobenzene	4687	500	5000		93.7	70.9	132	4525	3.52	20	
Toluene	4362	500	5000		87.2	63.8	141	4337	0.575	20	
Trichloroethene	4111	500	5000		82.2	70.6	128	4065	1.13	20	
Surr: 4-Bromofluorobenzene	4359	0	5000		87.2	68	127	4303	0	0	
Surr: Dibromofluoromethane	4641	0	5000		92.8	84.4	122	5187	0	0	
Surr: Toluene-d8	4824	0	5000		96.5	80.1	116	4922	0	0	

Qualifiers:

>	Greater than Result value	<	Less than Result value	B	Analyte detected in the associated method blank
BRL	Below reporting limit	E	Estimated (value above quantitation range)	H	Holding times for preparation or analysis exceeded
J	Estimated value detected below Reporting Limit	N	Analyte not NELAC certified	R	RPD outside limits due to matrix
Rpt Lim	Reporting Limit	S	Spike Recovery outside limits due to matrix		

Client: Environmental Planning Specialists, Inc.
Project Name: Rheem
Workorder: 1808K61

ANALYTICAL QC SUMMARY REPORT

BatchID: R378602

Sample ID: **MB-R378602** Client ID: Units: **mg/L** Prep Date: Run No: **378602**
SampleType: **MBLK** TestCode: **Total Organic Carbon (TOC) SW9060A** BatchID: **R378602** Analysis Date: **08/24/2018** Seq No: **8429475**

Analyte	Result	RPT Limit	SPK value	SPK Ref Val	%REC	Low Limit	High Limit	RPD Ref Val	%RPD	RPD Limit	Qual
Organic Carbon, Total	BRL	1.00									

Sample ID: **LCS-IC** Client ID: Units: **mg/L** Prep Date: Run No: **378602**
SampleType: **LCS** TestCode: **Total Organic Carbon (TOC) SW9060A** BatchID: **R378602** Analysis Date: **08/24/2018** Seq No: **8429474**

Analyte	Result	RPT Limit	SPK value	SPK Ref Val	%REC	Low Limit	High Limit	RPD Ref Val	%RPD	RPD Limit	Qual
Organic Carbon, Total	23.50	1.00	25.00		94.0	90	110				

Sample ID: **LCS-R378602** Client ID: Units: **mg/L** Prep Date: Run No: **378602**
SampleType: **LCS** TestCode: **Total Organic Carbon (TOC) SW9060A** BatchID: **R378602** Analysis Date: **08/24/2018** Seq No: **8429473**

Analyte	Result	RPT Limit	SPK value	SPK Ref Val	%REC	Low Limit	High Limit	RPD Ref Val	%RPD	RPD Limit	Qual
Organic Carbon, Total	26.42	1.00	25.00		106	90	110				

Sample ID: **1808K61-001BMS** Client ID: **18228-PZ-3** Units: **mg/L** Prep Date: Run No: **378602**
SampleType: **MS** TestCode: **Total Organic Carbon (TOC) SW9060A** BatchID: **R378602** Analysis Date: **08/24/2018** Seq No: **8429480**

Analyte	Result	RPT Limit	SPK value	SPK Ref Val	%REC	Low Limit	High Limit	RPD Ref Val	%RPD	RPD Limit	Qual
Organic Carbon, Total	53.14	2.00	50.00	2.394	101	80	120				

Sample ID: **1808K61-001BMSD** Client ID: **18228-PZ-3** Units: **mg/L** Prep Date: Run No: **378602**
SampleType: **MSD** TestCode: **Total Organic Carbon (TOC) SW9060A** BatchID: **R378602** Analysis Date: **08/24/2018** Seq No: **8429483**

Analyte	Result	RPT Limit	SPK value	SPK Ref Val	%REC	Low Limit	High Limit	RPD Ref Val	%RPD	RPD Limit	Qual
Organic Carbon, Total	56.90	2.00	50.00	2.394	109	80	120	53.14	6.83	20	

Qualifiers:

>	Greater than Result value	<	Less than Result value	B	Analyte detected in the associated method blank
BRL	Below reporting limit	E	Estimated (value above quantitation range)	H	Holding times for preparation or analysis exceeded
J	Estimated value detected below Reporting Limit	N	Analyte not NELAC certified	R	RPD outside limits due to matrix
Rpt Lim	Reporting Limit	S	Spike Recovery outside limits due to matrix		

Client: Environmental Planning Specialists, Inc.
Project Name: Rheem
Workorder: 1808K61

ANALYTICAL QC SUMMARY REPORT

BatchID: R378697

Sample ID: **MB-R378697**	Client ID:			Units: **mg/L**	Prep Date:	Run No: **378697**
SampleType: **MBLK**	TestCode: **Total Organic Carbon (TOC) SW9060A**			BatchID: **R378697**	Analysis Date: **08/27/2018**	Seq No: **8431879**

Analyte	Result	RPT Limit	SPK value	SPK Ref Val	%REC	Low Limit	High Limit	RPD Ref Val	%RPD	RPD Limit	Qual
Organic Carbon, Total	BRL	1.00									

Sample ID: **LCS-IC**	Client ID:			Units: **mg/L**	Prep Date:	Run No: **378697**
SampleType: **LCS**	TestCode: **Total Organic Carbon (TOC) SW9060A**			BatchID: **R378697**	Analysis Date: **08/27/2018**	Seq No: **8431878**

Analyte	Result	RPT Limit	SPK value	SPK Ref Val	%REC	Low Limit	High Limit	RPD Ref Val	%RPD	RPD Limit	Qual
Organic Carbon, Total	24.02	1.00	25.00		96.1	90	110				

Sample ID: **LCS-R378697**	Client ID:			Units: **mg/L**	Prep Date:	Run No: **378697**
SampleType: **LCS**	TestCode: **Total Organic Carbon (TOC) SW9060A**			BatchID: **R378697**	Analysis Date: **08/27/2018**	Seq No: **8431877**

Analyte	Result	RPT Limit	SPK value	SPK Ref Val	%REC	Low Limit	High Limit	RPD Ref Val	%RPD	RPD Limit	Qual
Organic Carbon, Total	25.08	1.00	25.00		100	90	110				

Sample ID: **1808K61-012BMS**	Client ID: **18232-MW-51C**			Units: **mg/L**	Prep Date:	Run No: **378697**
SampleType: **MS**	TestCode: **Total Organic Carbon (TOC) SW9060A**			BatchID: **R378697**	Analysis Date: **08/27/2018**	Seq No: **8431882**

Analyte	Result	RPT Limit	SPK value	SPK Ref Val	%REC	Low Limit	High Limit	RPD Ref Val	%RPD	RPD Limit	Qual
Organic Carbon, Total	60.54	2.00	50.00	9.472	102	80	120				

Sample ID: **1808K61-012BMSD**	Client ID: **18232-MW-51C**			Units: **mg/L**	Prep Date:	Run No: **378697**
SampleType: **MSD**	TestCode: **Total Organic Carbon (TOC) SW9060A**			BatchID: **R378697**	Analysis Date: **08/27/2018**	Seq No: **8431883**

Analyte	Result	RPT Limit	SPK value	SPK Ref Val	%REC	Low Limit	High Limit	RPD Ref Val	%RPD	RPD Limit	Qual
Organic Carbon, Total	59.52	2.00	50.00	9.472	100	80	120	60.54	1.70	20	

Qualifiers:

>	Greater than Result value	<	Less than Result value	B	Analyte detected in the associated method blank
BRL	Below reporting limit	E	Estimated (value above quantitation range)	H	Holding times for preparation or analysis exceeded
J	Estimated value detected below Reporting Limit	N	Analyte not NELAC certified	R	RPD outside limits due to matrix
Rpt Lim	Reporting Limit	S	Spike Recovery outside limits due to matrix		

AES

ANALYTICAL ENVIRONMENTAL SERVICES, INC.

September 26, 2018

Justin Vickery
Environmental Planning Specialists, Inc.

400 Northridge Rd
Sandy Springs GA 30350

RE: Rheem

Dear Justin Vickery: Order No: 1809F03

Analytical Environmental Services, Inc. received 10 samples on 9/18/2018 4:06:00 PM for the analyses presented in following report.

No problems were encountered during the analyses. Additionally, all results for the associated Quality Control samples were within EPA and/or AES established limits. Any discrepancies associated with the analyses contained herein will be noted and submitted in the form of a project Case Narrative.
AES's accreditations are as follows:
-NELAP/State of Florida Laboratory ID E87582 for analysis of Non-Potable Water, Solid & Chemical Materials, Air & Emissions Volatile Organics, and Drinking Water Microbiology & Metals, effective 07/01/18-06/30/19.
State of Georgia, Department of Natural Resources ID #800 for analysis of Drinking Water Metals, effective 07/01/18-06/30/19 and Total Coliforms/ E. coli, effective 04/25/17-04/24/20.
-AIHA-LAP, LLC Laboratory ID: 100671 for Industrial Hygiene samples (Organics, Metals, PCM Asbestos, Gravimetric), Environmental Lead (Paint, Soil, Dust Wipes, Air), and Environmental Microbiology (Fungal) Direct Examination, effective until 11/01/19.
These results relate only to the items tested. This report may only be reproduced in full.

If you have any questions regarding these test results, please feel free to call.

Sincerely,



Chris Pafford

Project Manager

3080 Presidential Drive • Atlanta, Georgia 30340 • Tel: 770.457.8177 • Fax: 770.457.8188 • Toll Free: 800.972.4889
www.aesatlanta.com

ANALYTICAL ENVIRONMENTAL SERVICES, INC
3080 Presidential Drive, Atlanta GA 30340-3704
TEL.: (770) 457-8177 / TOLL-FREE (800) 972-4889 / FAX: (770) 457-8188

CHAIN OF CUSTODY

Work Order: 1809F03

Date: 9-18-18 Page 1 of 1

COMPANY: EPS
ADDRESS: 400 Northridge Rd, Ste 400
PHONE: 404-315-9113
FAX:
SAMPLED BY: Joe Terry
SIGNATURE: Joe Terry

ANALYSIS REQUESTED

Visit our website www.aesatlanta.com to check on the status of your results, place bottle orders, etc.

#	SAMPLE ID	SAMPLED DATE	SAMPLED TIME	Grab	Composite	Matrix (See codes)	VOC (H+I)	TOC (B+I)	Methane (H+I)	Ethane (H+I)	Ethene (H+I)	REMARKS	No # of Containers
1	18260-PZ-7	9.17.18	1740	X		GW	X	X	X	X	X		6
2	18260-MW-48B	9.17.18	1705	X		GW	X	X	X	X	X		6
3	18260-MW-52C	9.17.18	1510	X		GW	X	X	X	X	X		6
4	18260-MW-9	9.17.18	1550	X		GW	X	X	X	X	X		6
5	18261-MW-50B	9.18.18	0920	X		GW	X	X	X	X	X		6
6	18261-MW-49A	9.18.18	1125	X		GW	X	X	X	X	X		6
7	18261-MW-49B	9.18.18	1025	X		GW	X	X	X	X	X		6
8	18261-PZ-5	9.18.18	1135	X		GW	X	X	X	X	X		6
9	18261-MW-51B	9.18.18	1340	X		GW	X	X	X	X	X		6
10	18261-Trip Blank	9.18.18	—	X		DI H_2O	X						2
11													
12													
13													
14													

PRESERVATION (See codes)

RELINQUISHED BY	DATE/TIME	RECEIVED BY	DATE/TIME
1: Joe Terry	9-18-18/1606	Essence Moore	9/18/18 4:06pm
2:		2:	
3:		3:	

SPECIAL INSTRUCTIONS/COMMENTS:

SHIPMENT METHOD
OUT / / VIA:
IN / / VIA:
CLIENT FedEx UPS MAIL COURIER
GREYHOUND OTHER_____

PROJECT INFORMATION
PROJECT NAME: Rheem
PROJECT #:
SITE ADDRESS: Milledgeville, GA
SEND REPORT TO: jvickery@envplanning.com
INVOICE TO:
(IF DIFFERENT FROM ABOVE)
QUOTE #:_____ PO#:_____

RECEIPT
Total # of Containers

Turnaround Time Request
- [x] Standard 5 Business Days
- [ ] 2 Business Day Rush
- [ ] Next Business Day Rush
- [ ] Same Day Rush (auth req.)
- [x] Other EDD

STATE PROGRAM (if any):
E-mail? Y / N; Fax? Y / N
DATA PACKAGE: I II III IV

SAMPLES RECEIVED AFTER 3PM OR ON SATURDAY ARE CONSIDERED RECEIVED THE NEXT BUSINESS DAY. IF TURNAROUND TIME IS NOT INDICATED, AES WILL PROCEED WITH STANDARD TAT OF SAMPLES. SAMPLES ARE DISPOSED 30 DAYS AFTER REPORT COMPLETION UNLESS OTHER ARRANGEMENTS ARE MADE.

MATRIX CODES: A = Air GW = Groundwater SE = Sediment SO = Soil SW = Surface Water W = Water (Blanks) DW = Drinking Water (Blanks) O = Other (specify) WW = Waste Water
PRESERVATIVE CODES: H+I = Hydrochloric acid + ice I = Ice only N = Nitric acid S+I = Sulfuric acid + ice S/M+I = Sodium Bisulfate/Methanol + ice O = Other (specify) NA = None

White Copy - Original; Yellow Copy - Client

Analytical Environmental Services, Inc

Date: 26-Sep-18

Client: Environmental Planning Specialists, Inc.
Project: Rheem
Lab ID: 1809F03

Case Narrative

Volatiles Organic Compounds Analysis by Method 8260B:

Due to sample matrix, samples 1809F03-001A, -004, -006A,-008A, & -009A required dilution during preparation and/or analysis resulting in elevated reporting limits.

Analytical Environmental Services, Inc

Date: 26-Sep-18

Client:	Environmental Planning Specialists, Inc.	**Client Sample ID:**	18260-PZ-7
Project Name:	Rheem	**Collection Date:**	9/17/2018 5:40:00 PM
Lab ID:	1809F03-001	**Matrix:**	Groundwater

Analyses	Result	Reporting Limit	Qual	Units	BatchID	Dilution Factor	Date Analyzed	Analyst
Total Organic Carbon (TOC) SW9060A								
Organic Carbon, Total	8.93	6.00		mg/L	R380485	6	09/22/2018 02:47	SK
TCL VOLATILE ORGANICS SW8260B				**(SW5030B)**				
1,1,1-Trichloroethane	BRL	100		ug/L	267553	20	09/24/2018 19:09	JE
1,1,2,2-Tetrachloroethane	BRL	100		ug/L	267553	20	09/24/2018 19:09	JE
1,1,2-Trichloroethane	BRL	100		ug/L	267553	20	09/24/2018 19:09	JE
1,1-Dichloroethane	BRL	100		ug/L	267553	20	09/24/2018 19:09	JE
1,1-Dichloroethene	BRL	100		ug/L	267553	20	09/24/2018 19:09	JE
1,2,4-Trichlorobenzene	BRL	100		ug/L	267553	20	09/24/2018 19:09	JE
1,2-Dibromo-3-chloropropane	BRL	100		ug/L	267553	20	09/24/2018 19:09	JE
1,2-Dibromoethane	BRL	100		ug/L	267553	20	09/24/2018 19:09	JE
1,2-Dichlorobenzene	BRL	100		ug/L	267553	20	09/24/2018 19:09	JE
1,2-Dichloroethane	BRL	100		ug/L	267553	20	09/24/2018 19:09	JE
1,2-Dichloropropane	BRL	100		ug/L	267553	20	09/24/2018 19:09	JE
1,3-Dichlorobenzene	BRL	100		ug/L	267553	20	09/24/2018 19:09	JE
1,4-Dichlorobenzene	BRL	100		ug/L	267553	20	09/24/2018 19:09	JE
2-Butanone	1600	1000		ug/L	267553	20	09/24/2018 19:09	JE
2-Hexanone	BRL	200		ug/L	267553	20	09/24/2018 19:09	JE
4-Methyl-2-pentanone	BRL	200		ug/L	267553	20	09/24/2018 19:09	JE
Acetone	2800	1000		ug/L	267553	20	09/24/2018 19:09	JE
Benzene	BRL	100		ug/L	267553	20	09/24/2018 19:09	JE
Bromodichloromethane	BRL	100		ug/L	267553	20	09/24/2018 19:09	JE
Bromoform	BRL	100		ug/L	267553	20	09/24/2018 19:09	JE
Bromomethane	BRL	100		ug/L	267553	20	09/24/2018 19:09	JE
Carbon disulfide	BRL	100		ug/L	267553	20	09/24/2018 19:09	JE
Carbon tetrachloride	BRL	100		ug/L	267553	20	09/24/2018 19:09	JE
Chlorobenzene	BRL	100		ug/L	267553	20	09/24/2018 19:09	JE
Chloroethane	BRL	200		ug/L	267553	20	09/24/2018 19:09	JE
Chloroform	BRL	100		ug/L	267553	20	09/24/2018 19:09	JE
Chloromethane	BRL	200		ug/L	267553	20	09/24/2018 19:09	JE
cis-1,2-Dichloroethene	15000	500		ug/L	267553	100	09/22/2018 19:24	JB
cis-1,3-Dichloropropene	BRL	100		ug/L	267553	20	09/24/2018 19:09	JE
Cyclohexane	BRL	100		ug/L	267553	20	09/24/2018 19:09	JE
Dibromochloromethane	BRL	100		ug/L	267553	20	09/24/2018 19:09	JE
Dichlorodifluoromethane	BRL	200		ug/L	267553	20	09/24/2018 19:09	JE
Ethylbenzene	BRL	100		ug/L	267553	20	09/24/2018 19:09	JE
Freon-113	BRL	200		ug/L	267553	20	09/24/2018 19:09	JE
Isopropylbenzene	BRL	100		ug/L	267553	20	09/24/2018 19:09	JE
m,p-Xylene	BRL	100		ug/L	267553	20	09/24/2018 19:09	JE
Methyl acetate	BRL	100		ug/L	267553	20	09/24/2018 19:09	JE
Methyl tert-butyl ether	BRL	100		ug/L	267553	20	09/24/2018 19:09	JE

Qualifiers:

- * Value exceeds maximum contaminant level
- BRL Below reporting limit
- H Holding times for preparation or analysis exceeded
- N Analyte not NELAC certified
- B Analyte detected in the associated method blank
- > Greater than Result value
- E Estimated (value above quantitation range)
- S Spike Recovery outside limits due to matrix
- Narr See case narrative
- NC Not confirmed
- < Less than Result value
- J Estimated value detected below Reporting Limit

Analytical Environmental Services, Inc **Date:** 26-Sep-18

Client:	Environmental Planning Specialists, Inc.	**Client Sample ID:**	18260-PZ-7
Project Name:	Rheem	**Collection Date:**	9/17/2018 5:40:00 PM
Lab ID:	1809F03-001	**Matrix:**	Groundwater

Analyses	Result	Reporting Limit	Qual	Units	BatchID	Dilution Factor	Date Analyzed	Analyst
TCL VOLATILE ORGANICS SW8260B				**(SW5030B)**				
Methylcyclohexane	BRL	100		ug/L	267553	20	09/24/2018 19:09	JE
Methylene chloride	BRL	100		ug/L	267553	20	09/24/2018 19:09	JE
o-Xylene	BRL	100		ug/L	267553	20	09/24/2018 19:09	JE
Styrene	BRL	100		ug/L	267553	20	09/24/2018 19:09	JE
Tetrachloroethene	BRL	100		ug/L	267553	20	09/24/2018 19:09	JE
Toluene	BRL	100		ug/L	267553	20	09/24/2018 19:09	JE
trans-1,2-Dichloroethene	BRL	100		ug/L	267553	20	09/24/2018 19:09	JE
trans-1,3-Dichloropropene	BRL	100		ug/L	267553	20	09/24/2018 19:09	JE
Trichloroethene	1000	500		ug/L	267553	100	09/22/2018 19:24	JB
Trichlorofluoromethane	BRL	100		ug/L	267553	20	09/24/2018 19:09	JE
Vinyl chloride	4500	200		ug/L	267553	100	09/22/2018 19:24	JB
Surr: 4-Bromofluorobenzene	74	68-127		%REC	267553	100	09/22/2018 19:24	JB
Surr: 4-Bromofluorobenzene	97.7	68-127		%REC	267553	20	09/24/2018 19:09	JE
Surr: Dibromofluoromethane	119	84.4-122		%REC	267553	100	09/22/2018 19:24	JB
Surr: Dibromofluoromethane	95.7	84.4-122		%REC	267553	20	09/24/2018 19:09	JE
Surr: Toluene-d8	97.2	80.1-116		%REC	267553	100	09/22/2018 19:24	JB
Surr: Toluene-d8	96.9	80.1-116		%REC	267553	20	09/24/2018 19:09	JE
GC Analysis of Gaseous Samples SOP-RSK 175				**(RSK175)**				
Ethane	BRL	9.0		ug/L	267594	1	09/24/2018 12:22	UH
Ethylene	740	280		ug/L	267594	40	09/24/2018 13:21	UH
Methane	5300	160		ug/L	267594	40	09/24/2018 13:21	UH

Qualifiers:

*	Value exceeds maximum contaminant level	E	Estimated (value above quantitation range)
BRL	Below reporting limit	S	Spike Recovery outside limits due to matrix
H	Holding times for preparation or analysis exceeded	Narr	See case narrative
N	Analyte not NELAC certified	NC	Not confirmed
B	Analyte detected in the associated method blank	<	Less than Result value
>	Greater than Result value	J	Estimated value detected below Reporting Limit

Analytical Environmental Services, Inc **Date:** 26-Sep-18

Client:	Environmental Planning Specialists, Inc.	**Client Sample ID:**	18260-MW-48B
Project Name:	Rheem	**Collection Date:**	9/17/2018 5:05:00 PM
Lab ID:	1809F03-002	**Matrix:**	Groundwater

Analyses	Result	Reporting Limit	Qual	Units	BatchID	Dilution Factor	Date Analyzed	Analyst
Total Organic Carbon (TOC) SW9060A								
Organic Carbon, Total	26.1	2.00		mg/L	R380485	2	09/22/2018 03:15	SK
TCL VOLATILE ORGANICS SW8260B				**(SW5030B)**				
1,1,1-Trichloroethane	BRL	5.0		ug/L	267553	1	09/24/2018 20:21	JE
1,1,2,2-Tetrachloroethane	BRL	5.0		ug/L	267553	1	09/24/2018 20:21	JE
1,1,2-Trichloroethane	7.3	5.0		ug/L	267553	1	09/24/2018 20:21	JE
1,1-Dichloroethane	BRL	5.0		ug/L	267553	1	09/24/2018 20:21	JE
1,1-Dichloroethene	16	5.0		ug/L	267553	1	09/24/2018 20:21	JE
1,2,4-Trichlorobenzene	BRL	5.0		ug/L	267553	1	09/24/2018 20:21	JE
1,2-Dibromo-3-chloropropane	BRL	5.0		ug/L	267553	1	09/24/2018 20:21	JE
1,2-Dibromoethane	BRL	5.0		ug/L	267553	1	09/24/2018 20:21	JE
1,2-Dichlorobenzene	BRL	5.0		ug/L	267553	1	09/24/2018 20:21	JE
1,2-Dichloroethane	BRL	5.0		ug/L	267553	1	09/24/2018 20:21	JE
1,2-Dichloropropane	BRL	5.0		ug/L	267553	1	09/24/2018 20:21	JE
1,3-Dichlorobenzene	BRL	5.0		ug/L	267553	1	09/24/2018 20:21	JE
1,4-Dichlorobenzene	BRL	5.0		ug/L	267553	1	09/24/2018 20:21	JE
2-Butanone	BRL	50		ug/L	267553	1	09/24/2018 20:21	JE
2-Hexanone	BRL	10		ug/L	267553	1	09/24/2018 20:21	JE
4-Methyl-2-pentanone	BRL	10		ug/L	267553	1	09/24/2018 20:21	JE
Acetone	290	50		ug/L	267553	1	09/24/2018 20:21	JE
Benzene	BRL	5.0		ug/L	267553	1	09/24/2018 20:21	JE
Bromodichloromethane	BRL	5.0		ug/L	267553	1	09/24/2018 20:21	JE
Bromoform	BRL	5.0		ug/L	267553	1	09/24/2018 20:21	JE
Bromomethane	BRL	5.0		ug/L	267553	1	09/24/2018 20:21	JE
Carbon disulfide	BRL	5.0		ug/L	267553	1	09/24/2018 20:21	JE
Carbon tetrachloride	BRL	5.0		ug/L	267553	1	09/24/2018 20:21	JE
Chlorobenzene	BRL	5.0		ug/L	267553	1	09/24/2018 20:21	JE
Chloroethane	BRL	10		ug/L	267553	1	09/24/2018 20:21	JE
Chloroform	BRL	5.0		ug/L	267553	1	09/24/2018 20:21	JE
Chloromethane	BRL	10		ug/L	267553	1	09/24/2018 20:21	JE
cis-1,2-Dichloroethene	8000	500		ug/L	267553	100	09/22/2018 19:50	JB
cis-1,3-Dichloropropene	BRL	5.0		ug/L	267553	1	09/24/2018 20:21	JE
Cyclohexane	BRL	5.0		ug/L	267553	1	09/24/2018 20:21	JE
Dibromochloromethane	BRL	5.0		ug/L	267553	1	09/24/2018 20:21	JE
Dichlorodifluoromethane	BRL	10		ug/L	267553	1	09/24/2018 20:21	JE
Ethylbenzene	BRL	5.0		ug/L	267553	1	09/24/2018 20:21	JE
Freon-113	BRL	10		ug/L	267553	1	09/24/2018 20:21	JE
Isopropylbenzene	BRL	5.0		ug/L	267553	1	09/24/2018 20:21	JE
m,p-Xylene	BRL	5.0		ug/L	267553	1	09/24/2018 20:21	JE
Methyl acetate	BRL	5.0		ug/L	267553	1	09/24/2018 20:21	JE
Methyl tert-butyl ether	BRL	5.0		ug/L	267553	1	09/24/2018 20:21	JE

Qualifiers:

- * Value exceeds maximum contaminant level
- BRL Below reporting limit
- H Holding times for preparation or analysis exceeded
- N Analyte not NELAC certified
- B Analyte detected in the associated method blank
- > Greater than Result value
- E Estimated (value above quantitation range)
- S Spike Recovery outside limits due to matrix
- Narr See case narrative
- NC Not confirmed
- < Less than Result value
- J Estimated value detected below Reporting Limit

Analytical Environmental Services, Inc **Date:** 26-Sep-18

Client:	Environmental Planning Specialists, Inc.	**Client Sample ID:**	18260-MW-48B
Project Name:	Rheem	**Collection Date:**	9/17/2018 5:05:00 PM
Lab ID:	1809F03-002	**Matrix:**	Groundwater

Analyses	Result	Reporting Limit	Qual	Units	BatchID	Dilution Factor	Date Analyzed	Analyst
TCL VOLATILE ORGANICS SW8260B				**(SW5030B)**				
Methylcyclohexane	BRL	5.0		ug/L	267553	1	09/24/2018 20:21	JE
Methylene chloride	BRL	5.0		ug/L	267553	1	09/24/2018 20:21	JE
o-Xylene	BRL	5.0		ug/L	267553	1	09/24/2018 20:21	JE
Styrene	BRL	5.0		ug/L	267553	1	09/24/2018 20:21	JE
Tetrachloroethene	BRL	5.0		ug/L	267553	1	09/24/2018 20:21	JE
Toluene	BRL	5.0		ug/L	267553	1	09/24/2018 20:21	JE
trans-1,2-Dichloroethene	28	5.0		ug/L	267553	1	09/24/2018 20:21	JE
trans-1,3-Dichloropropene	BRL	5.0		ug/L	267553	1	09/24/2018 20:21	JE
Trichloroethene	170	5.0		ug/L	267553	1	09/24/2018 20:21	JE
Trichlorofluoromethane	BRL	5.0		ug/L	267553	1	09/24/2018 20:21	JE
Vinyl chloride	3400	200		ug/L	267553	100	09/22/2018 19:50	JB
Surr: 4-Bromofluorobenzene	71.9	68-127		%REC	267553	100	09/22/2018 19:50	JB
Surr: 4-Bromofluorobenzene	97.2	68-127		%REC	267553	1	09/24/2018 20:21	JE
Surr: Dibromofluoromethane	96.7	84.4-122		%REC	267553	1	09/24/2018 20:21	JE
Surr: Dibromofluoromethane	98.2	84.4-122		%REC	267553	100	09/22/2018 19:50	JB
Surr: Toluene-d8	88.8	80.1-116		%REC	267553	100	09/22/2018 19:50	JB
Surr: Toluene-d8	98.4	80.1-116		%REC	267553	1	09/24/2018 20:21	JE
GC Analysis of Gaseous Samples SOP-RSK 175				**(RSK175)**				
Ethane	BRL	9.0		ug/L	267594	1	09/24/2018 12:28	UH
Ethylene	800	280		ug/L	267594	40	09/24/2018 13:26	UH
Methane	8200	160		ug/L	267594	40	09/24/2018 13:26	UH

Qualifiers:

*	Value exceeds maximum contaminant level	E	Estimated (value above quantitation range)
BRL	Below reporting limit	S	Spike Recovery outside limits due to matrix
H	Holding times for preparation or analysis exceeded	Narr	See case narrative
N	Analyte not NELAC certified	NC	Not confirmed
B	Analyte detected in the associated method blank	<	Less than Result value
>	Greater than Result value	J	Estimated value detected below Reporting Limit

Analytical Environmental Services, Inc **Date:** 26-Sep-18

Client:	Environmental Planning Specialists, Inc.	**Client Sample ID:**	18260-MW-52C
Project Name:	Rheem	**Collection Date:**	9/17/2018 3:10:00 PM
Lab ID:	1809F03-003	**Matrix:**	Groundwater

Analyses	Result	Reporting Limit	Qual	Units	BatchID	Dilution Factor	Date Analyzed	Analyst
Total Organic Carbon (TOC) SW9060A								
Organic Carbon, Total	17.3	1.00		mg/L	R380485	1	09/22/2018 03:43	SK
TCL VOLATILE ORGANICS SW8260B				**(SW5030B)**				
1,1,1-Trichloroethane	BRL	5.0		ug/L	267553	1	09/24/2018 19:57	JE
1,1,2,2-Tetrachloroethane	BRL	5.0		ug/L	267553	1	09/24/2018 19:57	JE
1,1,2-Trichloroethane	BRL	5.0		ug/L	267553	1	09/24/2018 19:57	JE
1,1-Dichloroethane	BRL	5.0		ug/L	267553	1	09/24/2018 19:57	JE
1,1-Dichloroethene	150	5.0		ug/L	267553	1	09/24/2018 19:57	JE
1,2,4-Trichlorobenzene	BRL	5.0		ug/L	267553	1	09/24/2018 19:57	JE
1,2-Dibromo-3-chloropropane	BRL	5.0		ug/L	267553	1	09/24/2018 19:57	JE
1,2-Dibromoethane	BRL	5.0		ug/L	267553	1	09/24/2018 19:57	JE
1,2-Dichlorobenzene	BRL	5.0		ug/L	267553	1	09/24/2018 19:57	JE
1,2-Dichloroethane	BRL	5.0		ug/L	267553	1	09/24/2018 19:57	JE
1,2-Dichloropropane	BRL	5.0		ug/L	267553	1	09/24/2018 19:57	JE
1,3-Dichlorobenzene	BRL	5.0		ug/L	267553	1	09/24/2018 19:57	JE
1,4-Dichlorobenzene	BRL	5.0		ug/L	267553	1	09/24/2018 19:57	JE
2-Butanone	BRL	50		ug/L	267553	1	09/24/2018 19:57	JE
2-Hexanone	BRL	10		ug/L	267553	1	09/24/2018 19:57	JE
4-Methyl-2-pentanone	BRL	10		ug/L	267553	1	09/24/2018 19:57	JE
Acetone	BRL	50		ug/L	267553	1	09/24/2018 19:57	JE
Benzene	BRL	5.0		ug/L	267553	1	09/24/2018 19:57	JE
Bromodichloromethane	BRL	5.0		ug/L	267553	1	09/24/2018 19:57	JE
Bromoform	BRL	5.0		ug/L	267553	1	09/24/2018 19:57	JE
Bromomethane	BRL	5.0		ug/L	267553	1	09/24/2018 19:57	JE
Carbon disulfide	BRL	5.0		ug/L	267553	1	09/24/2018 19:57	JE
Carbon tetrachloride	BRL	5.0		ug/L	267553	1	09/24/2018 19:57	JE
Chlorobenzene	BRL	5.0		ug/L	267553	1	09/24/2018 19:57	JE
Chloroethane	BRL	10		ug/L	267553	1	09/24/2018 19:57	JE
Chloroform	BRL	5.0		ug/L	267553	1	09/24/2018 19:57	JE
Chloromethane	BRL	10		ug/L	267553	1	09/24/2018 19:57	JE
cis-1,2-Dichloroethene	6200	500		ug/L	267553	100	09/22/2018 20:16	JB
cis-1,3-Dichloropropene	BRL	5.0		ug/L	267553	1	09/24/2018 19:57	JE
Cyclohexane	BRL	5.0		ug/L	267553	1	09/24/2018 19:57	JE
Dibromochloromethane	BRL	5.0		ug/L	267553	1	09/24/2018 19:57	JE
Dichlorodifluoromethane	BRL	10		ug/L	267553	1	09/24/2018 19:57	JE
Ethylbenzene	BRL	5.0		ug/L	267553	1	09/24/2018 19:57	JE
Freon-113	BRL	10		ug/L	267553	1	09/24/2018 19:57	JE
Isopropylbenzene	BRL	5.0		ug/L	267553	1	09/24/2018 19:57	JE
m,p-Xylene	BRL	5.0		ug/L	267553	1	09/24/2018 19:57	JE
Methyl acetate	BRL	5.0		ug/L	267553	1	09/24/2018 19:57	JE
Methyl tert-butyl ether	BRL	5.0		ug/L	267553	1	09/24/2018 19:57	JE

Qualifiers:

- * Value exceeds maximum contaminant level
- BRL Below reporting limit
- H Holding times for preparation or analysis exceeded
- N Analyte not NELAC certified
- B Analyte detected in the associated method blank
- > Greater than Result value
- E Estimated (value above quantitation range)
- S Spike Recovery outside limits due to matrix
- Narr See case narrative
- NC Not confirmed
- < Less than Result value
- J Estimated value detected below Reporting Limit

Analytical Environmental Services, Inc **Date:** 26-Sep-18

Client:	Environmental Planning Specialists, Inc.	**Client Sample ID:**	18260-MW-52C
Project Name:	Rheem	**Collection Date:**	9/17/2018 3:10:00 PM
Lab ID:	1809F03-003	**Matrix:**	Groundwater

Analyses	Result	Reporting Limit	Qual	Units	BatchID	Dilution Factor	Date Analyzed	Analyst
TCL VOLATILE ORGANICS SW8260B				**(SW5030B)**				
Methylcyclohexane	BRL	5.0		ug/L	267553	1	09/24/2018 19:57	JE
Methylene chloride	BRL	5.0		ug/L	267553	1	09/24/2018 19:57	JE
o-Xylene	BRL	5.0		ug/L	267553	1	09/24/2018 19:57	JE
Styrene	BRL	5.0		ug/L	267553	1	09/24/2018 19:57	JE
Tetrachloroethene	170	5.0		ug/L	267553	1	09/24/2018 19:57	JE
Toluene	BRL	5.0		ug/L	267553	1	09/24/2018 19:57	JE
trans-1,2-Dichloroethene	9.6	5.0		ug/L	267553	1	09/24/2018 19:57	JE
trans-1,3-Dichloropropene	BRL	5.0		ug/L	267553	1	09/24/2018 19:57	JE
Trichloroethene	86	5.0		ug/L	267553	1	09/24/2018 19:57	JE
Trichlorofluoromethane	BRL	5.0		ug/L	267553	1	09/24/2018 19:57	JE
Vinyl chloride	8.3	2.0		ug/L	267553	1	09/24/2018 19:57	JE
Surr: 4-Bromofluorobenzene	78.1	68-127		%REC	267553	100	09/22/2018 20:16	JB
Surr: 4-Bromofluorobenzene	96.6	68-127		%REC	267553	1	09/24/2018 19:57	JE
Surr: Dibromofluoromethane	94.7	84.4-122		%REC	267553	1	09/24/2018 19:57	JE
Surr: Dibromofluoromethane	106	84.4-122		%REC	267553	100	09/22/2018 20:16	JB
Surr: Toluene-d8	92.8	80.1-116		%REC	267553	100	09/22/2018 20:16	JB
Surr: Toluene-d8	98.2	80.1-116		%REC	267553	1	09/24/2018 19:57	JE
GC Analysis of Gaseous Samples SOP-RSK 175				**(RSK175)**				
Ethane	BRL	9.0		ug/L	267594	1	09/24/2018 12:34	UH
Ethylene	BRL	7.0		ug/L	267594	1	09/24/2018 12:34	UH
Methane	3100	80		ug/L	267594	20	09/24/2018 13:33	UH

Qualifiers:

*	Value exceeds maximum contaminant level	E	Estimated (value above quantitation range)
BRL	Below reporting limit	S	Spike Recovery outside limits due to matrix
H	Holding times for preparation or analysis exceeded	Narr	See case narrative
N	Analyte not NELAC certified	NC	Not confirmed
B	Analyte detected in the associated method blank	<	Less than Result value
>	Greater than Result value	J	Estimated value detected below Reporting Limit

Analytical Environmental Services, Inc **Date:** 26-Sep-18

Client:	Environmental Planning Specialists, Inc.	**Client Sample ID:**	18260-MW-9
Project Name:	Rheem	**Collection Date:**	9/17/2018 3:50:00 PM
Lab ID:	1809F03-004	**Matrix:**	Groundwater

Analyses	Result	Reporting Limit	Qual	Units	BatchID	Dilution Factor	Date Analyzed	Analyst
Total Organic Carbon (TOC) SW9060A								
Organic Carbon, Total	19.0	1.00		mg/L	R380485	1	09/22/2018 04:11	SK
TCL VOLATILE ORGANICS SW8260B				**(SW5030B)**				
1,1,1-Trichloroethane	BRL	5.0		ug/L	267553	1	09/24/2018 19:33	JE
1,1,2,2-Tetrachloroethane	BRL	5.0		ug/L	267553	1	09/24/2018 19:33	JE
1,1,2-Trichloroethane	BRL	5.0		ug/L	267553	1	09/24/2018 19:33	JE
1,1-Dichloroethane	BRL	5.0		ug/L	267553	1	09/24/2018 19:33	JE
1,1-Dichloroethene	6.1	5.0		ug/L	267553	1	09/24/2018 19:33	JE
1,2,4-Trichlorobenzene	BRL	5.0		ug/L	267553	1	09/24/2018 19:33	JE
1,2-Dibromo-3-chloropropane	BRL	5.0		ug/L	267553	1	09/24/2018 19:33	JE
1,2-Dibromoethane	BRL	5.0		ug/L	267553	1	09/24/2018 19:33	JE
1,2-Dichlorobenzene	BRL	5.0		ug/L	267553	1	09/24/2018 19:33	JE
1,2-Dichloroethane	BRL	5.0		ug/L	267553	1	09/24/2018 19:33	JE
1,2-Dichloropropane	BRL	5.0		ug/L	267553	1	09/24/2018 19:33	JE
1,3-Dichlorobenzene	BRL	5.0		ug/L	267553	1	09/24/2018 19:33	JE
1,4-Dichlorobenzene	BRL	5.0		ug/L	267553	1	09/24/2018 19:33	JE
2-Butanone	110	50		ug/L	267553	1	09/24/2018 19:33	JE
2-Hexanone	BRL	10		ug/L	267553	1	09/24/2018 19:33	JE
4-Methyl-2-pentanone	BRL	10		ug/L	267553	1	09/24/2018 19:33	JE
Acetone	BRL	50		ug/L	267553	1	09/24/2018 19:33	JE
Benzene	BRL	5.0		ug/L	267553	1	09/24/2018 19:33	JE
Bromodichloromethane	BRL	5.0		ug/L	267553	1	09/24/2018 19:33	JE
Bromoform	BRL	5.0		ug/L	267553	1	09/24/2018 19:33	JE
Bromomethane	BRL	5.0		ug/L	267553	1	09/24/2018 19:33	JE
Carbon disulfide	BRL	5.0		ug/L	267553	1	09/24/2018 19:33	JE
Carbon tetrachloride	BRL	5.0		ug/L	267553	1	09/24/2018 19:33	JE
Chlorobenzene	BRL	5.0		ug/L	267553	1	09/24/2018 19:33	JE
Chloroethane	BRL	10		ug/L	267553	1	09/24/2018 19:33	JE
Chloroform	BRL	5.0		ug/L	267553	1	09/24/2018 19:33	JE
Chloromethane	BRL	10		ug/L	267553	1	09/24/2018 19:33	JE
cis-1,2-Dichloroethene	1200	500		ug/L	267553	100	09/22/2018 20:42	JB
cis-1,3-Dichloropropene	BRL	5.0		ug/L	267553	1	09/24/2018 19:33	JE
Cyclohexane	BRL	5.0		ug/L	267553	1	09/24/2018 19:33	JE
Dibromochloromethane	BRL	5.0		ug/L	267553	1	09/24/2018 19:33	JE
Dichlorodifluoromethane	BRL	10		ug/L	267553	1	09/24/2018 19:33	JE
Ethylbenzene	BRL	5.0		ug/L	267553	1	09/24/2018 19:33	JE
Freon-113	BRL	10		ug/L	267553	1	09/24/2018 19:33	JE
Isopropylbenzene	BRL	5.0		ug/L	267553	1	09/24/2018 19:33	JE
m,p-Xylene	BRL	5.0		ug/L	267553	1	09/24/2018 19:33	JE
Methyl acetate	BRL	5.0		ug/L	267553	1	09/24/2018 19:33	JE
Methyl tert-butyl ether	BRL	5.0		ug/L	267553	1	09/24/2018 19:33	JE

Qualifiers:

- * Value exceeds maximum contaminant level
- BRL Below reporting limit
- H Holding times for preparation or analysis exceeded
- N Analyte not NELAC certified
- B Analyte detected in the associated method blank
- > Greater than Result value
- E Estimated (value above quantitation range)
- S Spike Recovery outside limits due to matrix
- Narr See case narrative
- NC Not confirmed
- < Less than Result value
- J Estimated value detected below Reporting Limit

Analytical Environmental Services, Inc **Date:** 26-Sep-18

Client:	Environmental Planning Specialists, Inc.	**Client Sample ID:**	18260-MW-9
Project Name:	Rheem	**Collection Date:**	9/17/2018 3:50:00 PM
Lab ID:	1809F03-004	**Matrix:**	Groundwater

Analyses	Result	Reporting Limit	Qual	Units	BatchID	Dilution Factor	Date Analyzed	Analyst
TCL VOLATILE ORGANICS SW8260B				**(SW5030B)**				
Methylcyclohexane	BRL	5.0		ug/L	267553	1	09/24/2018 19:33	JE
Methylene chloride	BRL	5.0		ug/L	267553	1	09/24/2018 19:33	JE
o-Xylene	BRL	5.0		ug/L	267553	1	09/24/2018 19:33	JE
Styrene	BRL	5.0		ug/L	267553	1	09/24/2018 19:33	JE
Tetrachloroethene	BRL	5.0		ug/L	267553	1	09/24/2018 19:33	JE
Toluene	BRL	5.0		ug/L	267553	1	09/24/2018 19:33	JE
trans-1,2-Dichloroethene	BRL	5.0		ug/L	267553	1	09/24/2018 19:33	JE
trans-1,3-Dichloropropene	BRL	5.0		ug/L	267553	1	09/24/2018 19:33	JE
Trichloroethene	5900	500		ug/L	267553	100	09/22/2018 20:42	JB
Trichlorofluoromethane	BRL	5.0		ug/L	267553	1	09/24/2018 19:33	JE
Vinyl chloride	16	2.0		ug/L	267553	1	09/24/2018 19:33	JE
Surr: 4-Bromofluorobenzene	79.8	68-127		%REC	267553	100	09/22/2018 20:42	JB
Surr: 4-Bromofluorobenzene	96.2	68-127		%REC	267553	1	09/24/2018 19:33	JE
Surr: Dibromofluoromethane	96.3	84.4-122		%REC	267553	1	09/24/2018 19:33	JE
Surr: Dibromofluoromethane	109	84.4-122		%REC	267553	100	09/22/2018 20:42	JB
Surr: Toluene-d8	93.9	80.1-116		%REC	267553	100	09/22/2018 20:42	JB
Surr: Toluene-d8	94.5	80.1-116		%REC	267553	1	09/24/2018 19:33	JE
GC Analysis of Gaseous Samples SOP-RSK 175				**(RSK175)**				
Ethane	13	9.0		ug/L	267594	1	09/24/2018 12:39	UH
Ethylene	110	7.0		ug/L	267594	1	09/24/2018 12:39	UH
Methane	12000	400		ug/L	267594	100	09/24/2018 13:39	UH

Qualifiers:

*	Value exceeds maximum contaminant level	E	Estimated (value above quantitation range)
BRL	Below reporting limit	S	Spike Recovery outside limits due to matrix
H	Holding times for preparation or analysis exceeded	Narr	See case narrative
N	Analyte not NELAC certified	NC	Not confirmed
B	Analyte detected in the associated method blank	<	Less than Result value
>	Greater than Result value	J	Estimated value detected below Reporting Limit

Analytical Environmental Services, Inc **Date:** 26-Sep-18

Client:	Environmental Planning Specialists, Inc.	**Client Sample ID:**	18261-MW-50B
Project Name:	Rheem	**Collection Date:**	9/18/2018 9:20:00 AM
Lab ID:	1809F03-005	**Matrix:**	Groundwater

Analyses	Result	Reporting Limit	Qual	Units	BatchID	Dilution Factor	Date Analyzed	Analyst
Total Organic Carbon (TOC) SW9060A								
Organic Carbon, Total	70.0	5.00		mg/L	R380485	5	09/22/2018 06:02	SK
TCL VOLATILE ORGANICS SW8260B				**(SW5030B)**				
1,1,1-Trichloroethane	BRL	5.0		ug/L	267553	1	09/24/2018 14:51	JE
1,1,2,2-Tetrachloroethane	BRL	5.0		ug/L	267553	1	09/24/2018 14:51	JE
1,1,2-Trichloroethane	13	5.0		ug/L	267553	1	09/24/2018 14:51	JE
1,1-Dichloroethane	BRL	5.0		ug/L	267553	1	09/24/2018 14:51	JE
1,1-Dichloroethene	21	5.0		ug/L	267553	1	09/24/2018 14:51	JE
1,2,4-Trichlorobenzene	BRL	5.0		ug/L	267553	1	09/24/2018 14:51	JE
1,2-Dibromo-3-chloropropane	BRL	5.0		ug/L	267553	1	09/24/2018 14:51	JE
1,2-Dibromoethane	BRL	5.0		ug/L	267553	1	09/24/2018 14:51	JE
1,2-Dichlorobenzene	BRL	5.0		ug/L	267553	1	09/24/2018 14:51	JE
1,2-Dichloroethane	BRL	5.0		ug/L	267553	1	09/24/2018 14:51	JE
1,2-Dichloropropane	BRL	5.0		ug/L	267553	1	09/24/2018 14:51	JE
1,3-Dichlorobenzene	BRL	5.0		ug/L	267553	1	09/24/2018 14:51	JE
1,4-Dichlorobenzene	BRL	5.0		ug/L	267553	1	09/24/2018 14:51	JE
2-Butanone	BRL	50		ug/L	267553	1	09/24/2018 14:51	JE
2-Hexanone	BRL	10		ug/L	267553	1	09/24/2018 14:51	JE
4-Methyl-2-pentanone	BRL	10		ug/L	267553	1	09/24/2018 14:51	JE
Acetone	BRL	50		ug/L	267553	1	09/24/2018 14:51	JE
Benzene	BRL	5.0		ug/L	267553	1	09/24/2018 14:51	JE
Bromodichloromethane	BRL	5.0		ug/L	267553	1	09/24/2018 14:51	JE
Bromoform	BRL	5.0		ug/L	267553	1	09/24/2018 14:51	JE
Bromomethane	BRL	5.0		ug/L	267553	1	09/24/2018 14:51	JE
Carbon disulfide	BRL	5.0		ug/L	267553	1	09/24/2018 14:51	JE
Carbon tetrachloride	BRL	5.0		ug/L	267553	1	09/24/2018 14:51	JE
Chlorobenzene	BRL	5.0		ug/L	267553	1	09/24/2018 14:51	JE
Chloroethane	BRL	10		ug/L	267553	1	09/24/2018 14:51	JE
Chloroform	BRL	5.0		ug/L	267553	1	09/24/2018 14:51	JE
Chloromethane	BRL	10		ug/L	267553	1	09/24/2018 14:51	JE
cis-1,2-Dichloroethene	17000	500		ug/L	267553	100	09/24/2018 15:15	JE
cis-1,3-Dichloropropene	BRL	5.0		ug/L	267553	1	09/24/2018 14:51	JE
Cyclohexane	BRL	5.0		ug/L	267553	1	09/24/2018 14:51	JE
Dibromochloromethane	BRL	5.0		ug/L	267553	1	09/24/2018 14:51	JE
Dichlorodifluoromethane	BRL	10		ug/L	267553	1	09/24/2018 14:51	JE
Ethylbenzene	BRL	5.0		ug/L	267553	1	09/24/2018 14:51	JE
Freon-113	BRL	10		ug/L	267553	1	09/24/2018 14:51	JE
Isopropylbenzene	BRL	5.0		ug/L	267553	1	09/24/2018 14:51	JE
m,p-Xylene	BRL	5.0		ug/L	267553	1	09/24/2018 14:51	JE
Methyl acetate	BRL	5.0		ug/L	267553	1	09/24/2018 14:51	JE
Methyl tert-butyl ether	BRL	5.0		ug/L	267553	1	09/24/2018 14:51	JE

Qualifiers:

- * Value exceeds maximum contaminant level
- BRL Below reporting limit
- H Holding times for preparation or analysis exceeded
- N Analyte not NELAC certified
- B Analyte detected in the associated method blank
- > Greater than Result value
- E Estimated (value above quantitation range)
- S Spike Recovery outside limits due to matrix
- Narr See case narrative
- NC Not confirmed
- < Less than Result value
- J Estimated value detected below Reporting Limit

Analytical Environmental Services, Inc **Date:** 26-Sep-18

Client:	Environmental Planning Specialists, Inc.	**Client Sample ID:**	18261-MW-50B
Project Name:	Rheem	**Collection Date:**	9/18/2018 9:20:00 AM
Lab ID:	1809F03-005	**Matrix:**	Groundwater

Analyses	Result	Reporting Limit	Qual	Units	BatchID	Dilution Factor	Date Analyzed	Analyst
TCL VOLATILE ORGANICS SW8260B				**(SW5030B)**				
Methylcyclohexane	BRL	5.0		ug/L	267553	1	09/24/2018 14:51	JE
Methylene chloride	BRL	5.0		ug/L	267553	1	09/24/2018 14:51	JE
o-Xylene	BRL	5.0		ug/L	267553	1	09/24/2018 14:51	JE
Styrene	BRL	5.0		ug/L	267553	1	09/24/2018 14:51	JE
Tetrachloroethene	BRL	5.0		ug/L	267553	1	09/24/2018 14:51	JE
Toluene	BRL	5.0		ug/L	267553	1	09/24/2018 14:51	JE
trans-1,2-Dichloroethene	48	5.0		ug/L	267553	1	09/24/2018 14:51	JE
trans-1,3-Dichloropropene	BRL	5.0		ug/L	267553	1	09/24/2018 14:51	JE
Trichloroethene	360	200		ug/L	267553	100	09/24/2018 15:15	JE
Trichlorofluoromethane	BRL	5.0		ug/L	267553	1	09/24/2018 14:51	JE
Vinyl chloride	5700	200		ug/L	267553	100	09/24/2018 15:15	JE
Surr: 4-Bromofluorobenzene	97.5	68-127		%REC	267553	100	09/24/2018 15:15	JE
Surr: 4-Bromofluorobenzene	98.1	68-127		%REC	267553	1	09/24/2018 14:51	JE
Surr: Dibromofluoromethane	97.2	84.4-122		%REC	267553	1	09/24/2018 14:51	JE
Surr: Dibromofluoromethane	99	84.4-122		%REC	267553	100	09/24/2018 15:15	JE
Surr: Toluene-d8	97.8	80.1-116		%REC	267553	1	09/24/2018 14:51	JE
Surr: Toluene-d8	96.9	80.1-116		%REC	267553	100	09/24/2018 15:15	JE
GC Analysis of Gaseous Samples SOP-RSK 175				**(RSK175)**				
Ethane	13	9.0		ug/L	267594	1	09/24/2018 12:47	UH
Ethylene	2100	70		ug/L	267594	10	09/24/2018 13:45	UH
Methane	810	40		ug/L	267594	10	09/24/2018 13:45	UH

Qualifiers:

*	Value exceeds maximum contaminant level	E	Estimated (value above quantitation range)
BRL	Below reporting limit	S	Spike Recovery outside limits due to matrix
H	Holding times for preparation or analysis exceeded	Narr	See case narrative
N	Analyte not NELAC certified	NC	Not confirmed
B	Analyte detected in the associated method blank	<	Less than Result value
>	Greater than Result value	J	Estimated value detected below Reporting Limit

Analytical Environmental Services, Inc **Date:** 26-Sep-18

Client:	Environmental Planning Specialists, Inc.	**Client Sample ID:**	18261-MW-49A
Project Name:	Rheem	**Collection Date:**	9/18/2018 11:25:00 AM
Lab ID:	1809F03-006	**Matrix:**	Groundwater

Analyses	Result	Reporting Limit	Qual	Units	BatchID	Dilution Factor	Date Analyzed	Analyst
Total Organic Carbon (TOC) SW9060A								
Organic Carbon, Total	15.5	1.00		mg/L	R380485	1	09/22/2018 06:30	SK
TCL VOLATILE ORGANICS SW8260B				**(SW5030B)**				
1,1,1-Trichloroethane	BRL	2500		ug/L	267553	500	09/22/2018 18:05	JB
1,1,2,2-Tetrachloroethane	BRL	2500		ug/L	267553	500	09/22/2018 18:05	JB
1,1,2-Trichloroethane	BRL	2500		ug/L	267553	500	09/22/2018 18:05	JB
1,1-Dichloroethane	BRL	2500		ug/L	267553	500	09/22/2018 18:05	JB
1,1-Dichloroethene	BRL	2500		ug/L	267553	500	09/22/2018 18:05	JB
1,2,4-Trichlorobenzene	BRL	2500		ug/L	267553	500	09/22/2018 18:05	JB
1,2-Dibromo-3-chloropropane	BRL	2500		ug/L	267553	500	09/22/2018 18:05	JB
1,2-Dibromoethane	BRL	2500		ug/L	267553	500	09/22/2018 18:05	JB
1,2-Dichlorobenzene	BRL	2500		ug/L	267553	500	09/22/2018 18:05	JB
1,2-Dichloroethane	BRL	2500		ug/L	267553	500	09/22/2018 18:05	JB
1,2-Dichloropropane	BRL	2500		ug/L	267553	500	09/22/2018 18:05	JB
1,3-Dichlorobenzene	BRL	2500		ug/L	267553	500	09/22/2018 18:05	JB
1,4-Dichlorobenzene	BRL	2500		ug/L	267553	500	09/22/2018 18:05	JB
2-Butanone	BRL	25000		ug/L	267553	500	09/22/2018 18:05	JB
2-Hexanone	BRL	5000		ug/L	267553	500	09/22/2018 18:05	JB
4-Methyl-2-pentanone	BRL	5000		ug/L	267553	500	09/22/2018 18:05	JB
Acetone	BRL	25000		ug/L	267553	500	09/22/2018 18:05	JB
Benzene	BRL	2500		ug/L	267553	500	09/22/2018 18:05	JB
Bromodichloromethane	BRL	2500		ug/L	267553	500	09/22/2018 18:05	JB
Bromoform	BRL	2500		ug/L	267553	500	09/22/2018 18:05	JB
Bromomethane	BRL	2500		ug/L	267553	500	09/22/2018 18:05	JB
Carbon disulfide	BRL	2500		ug/L	267553	500	09/22/2018 18:05	JB
Carbon tetrachloride	BRL	2500		ug/L	267553	500	09/22/2018 18:05	JB
Chlorobenzene	BRL	2500		ug/L	267553	500	09/22/2018 18:05	JB
Chloroethane	BRL	5000		ug/L	267553	500	09/22/2018 18:05	JB
Chloroform	BRL	2500		ug/L	267553	500	09/22/2018 18:05	JB
Chloromethane	BRL	5000		ug/L	267553	500	09/22/2018 18:05	JB
cis-1,2-Dichloroethene	28000	2500		ug/L	267553	500	09/22/2018 18:05	JB
cis-1,3-Dichloropropene	BRL	2500		ug/L	267553	500	09/22/2018 18:05	JB
Cyclohexane	BRL	2500		ug/L	267553	500	09/22/2018 18:05	JB
Dibromochloromethane	BRL	2500		ug/L	267553	500	09/22/2018 18:05	JB
Dichlorodifluoromethane	BRL	5000		ug/L	267553	500	09/22/2018 18:05	JB
Ethylbenzene	BRL	2500		ug/L	267553	500	09/22/2018 18:05	JB
Freon-113	BRL	5000		ug/L	267553	500	09/22/2018 18:05	JB
Isopropylbenzene	BRL	2500		ug/L	267553	500	09/22/2018 18:05	JB
m,p-Xylene	BRL	2500		ug/L	267553	500	09/22/2018 18:05	JB
Methyl acetate	BRL	2500		ug/L	267553	500	09/22/2018 18:05	JB
Methyl tert-butyl ether	BRL	2500		ug/L	267553	500	09/22/2018 18:05	JB

Qualifiers:

- * Value exceeds maximum contaminant level
- BRL Below reporting limit
- H Holding times for preparation or analysis exceeded
- N Analyte not NELAC certified
- B Analyte detected in the associated method blank
- > Greater than Result value
- E Estimated (value above quantitation range)
- S Spike Recovery outside limits due to matrix
- Narr See case narrative
- NC Not confirmed
- < Less than Result value
- J Estimated value detected below Reporting Limit

Analytical Environmental Services, Inc **Date:** 26-Sep-18

Client:	Environmental Planning Specialists, Inc.	**Client Sample ID:**	18261-MW-49A
Project Name:	Rheem	**Collection Date:**	9/18/2018 11:25:00 AM
Lab ID:	1809F03-006	**Matrix:**	Groundwater

Analyses	Result	Reporting Limit	Qual	Units	BatchID	Dilution Factor	Date Analyzed	Analyst
TCL VOLATILE ORGANICS SW8260B				**(SW5030B)**				
Methylcyclohexane	BRL	2500		ug/L	267553	500	09/22/2018 18:05	JB
Methylene chloride	BRL	2500		ug/L	267553	500	09/22/2018 18:05	JB
o-Xylene	BRL	2500		ug/L	267553	500	09/22/2018 18:05	JB
Styrene	BRL	2500		ug/L	267553	500	09/22/2018 18:05	JB
Tetrachloroethene	BRL	2500		ug/L	267553	500	09/22/2018 18:05	JB
Toluene	BRL	2500		ug/L	267553	500	09/22/2018 18:05	JB
trans-1,2-Dichloroethene	BRL	2500		ug/L	267553	500	09/22/2018 18:05	JB
trans-1,3-Dichloropropene	BRL	2500		ug/L	267553	500	09/22/2018 18:05	JB
Trichloroethene	13000	2500		ug/L	267553	500	09/22/2018 18:05	JB
Trichlorofluoromethane	BRL	2500		ug/L	267553	500	09/22/2018 18:05	JB
Vinyl chloride	9800	1000		ug/L	267553	500	09/22/2018 18:05	JB
Surr: 4-Bromofluorobenzene	74.6	68-127		%REC	267553	500	09/22/2018 18:05	JB
Surr: Dibromofluoromethane	106	84.4-122		%REC	267553	500	09/22/2018 18:05	JB
Surr: Toluene-d8	94.5	80.1-116		%REC	267553	500	09/22/2018 18:05	JB
GC Analysis of Gaseous Samples SOP-RSK 175				**(RSK175)**				
Ethane	BRL	9.0		ug/L	267594	1	09/24/2018 12:52	UH
Ethylene	1100	140		ug/L	267594	20	09/24/2018 13:50	UH
Methane	2300	80		ug/L	267594	20	09/24/2018 13:50	UH

Qualifiers:

*	Value exceeds maximum contaminant level	E	Estimated (value above quantitation range)
BRL	Below reporting limit	S	Spike Recovery outside limits due to matrix
H	Holding times for preparation or analysis exceeded	Narr	See case narrative
N	Analyte not NELAC certified	NC	Not confirmed
B	Analyte detected in the associated method blank	<	Less than Result value
>	Greater than Result value	J	Estimated value detected below Reporting Limit

Analytical Environmental Services, Inc **Date:** 26-Sep-18

Client:	Environmental Planning Specialists, Inc.	**Client Sample ID:**	18261-MW-49B
Project Name:	Rheem	**Collection Date:**	9/18/2018 10:25:00 AM
Lab ID:	1809F03-007	**Matrix:**	Groundwater

Analyses	Result	Reporting Limit	Qual	Units	BatchID	Dilution Factor	Date Analyzed	Analyst
Total Organic Carbon (TOC) SW9060A								
Organic Carbon, Total	93.2	5.00		mg/L	R380485	5	09/22/2018 06:58	SK
TCL VOLATILE ORGANICS SW8260B				**(SW5030B)**				
1,1,1-Trichloroethane	BRL	5.0		ug/L	267553	1	09/22/2018 21:08	JB
1,1,2,2-Tetrachloroethane	BRL	5.0		ug/L	267553	1	09/22/2018 21:08	JB
1,1,2-Trichloroethane	7.8	5.0		ug/L	267553	1	09/22/2018 21:08	JB
1,1-Dichloroethane	BRL	5.0		ug/L	267553	1	09/22/2018 21:08	JB
1,1-Dichloroethene	BRL	5.0		ug/L	267553	1	09/22/2018 21:08	JB
1,2,4-Trichlorobenzene	BRL	5.0		ug/L	267553	1	09/22/2018 21:08	JB
1,2-Dibromo-3-chloropropane	BRL	5.0		ug/L	267553	1	09/22/2018 21:08	JB
1,2-Dibromoethane	BRL	5.0		ug/L	267553	1	09/22/2018 21:08	JB
1,2-Dichlorobenzene	BRL	5.0		ug/L	267553	1	09/22/2018 21:08	JB
1,2-Dichloroethane	BRL	5.0		ug/L	267553	1	09/22/2018 21:08	JB
1,2-Dichloropropane	BRL	5.0		ug/L	267553	1	09/22/2018 21:08	JB
1,3-Dichlorobenzene	BRL	5.0		ug/L	267553	1	09/22/2018 21:08	JB
1,4-Dichlorobenzene	BRL	5.0		ug/L	267553	1	09/22/2018 21:08	JB
2-Butanone	BRL	50		ug/L	267553	1	09/22/2018 21:08	JB
2-Hexanone	BRL	10		ug/L	267553	1	09/22/2018 21:08	JB
4-Methyl-2-pentanone	BRL	10		ug/L	267553	1	09/22/2018 21:08	JB
Acetone	BRL	50		ug/L	267553	1	09/22/2018 21:08	JB
Benzene	BRL	5.0		ug/L	267553	1	09/22/2018 21:08	JB
Bromodichloromethane	BRL	5.0		ug/L	267553	1	09/22/2018 21:08	JB
Bromoform	BRL	5.0		ug/L	267553	1	09/22/2018 21:08	JB
Bromomethane	BRL	5.0		ug/L	267553	1	09/22/2018 21:08	JB
Carbon disulfide	BRL	5.0		ug/L	267553	1	09/22/2018 21:08	JB
Carbon tetrachloride	BRL	5.0		ug/L	267553	1	09/22/2018 21:08	JB
Chlorobenzene	BRL	5.0		ug/L	267553	1	09/22/2018 21:08	JB
Chloroethane	BRL	10		ug/L	267553	1	09/22/2018 21:08	JB
Chloroform	BRL	5.0		ug/L	267553	1	09/22/2018 21:08	JB
Chloromethane	BRL	10		ug/L	267553	1	09/22/2018 21:08	JB
cis-1,2-Dichloroethene	80	5.0		ug/L	267553	1	09/22/2018 21:08	JB
cis-1,3-Dichloropropene	BRL	5.0		ug/L	267553	1	09/22/2018 21:08	JB
Cyclohexane	BRL	5.0		ug/L	267553	1	09/22/2018 21:08	JB
Dibromochloromethane	BRL	5.0		ug/L	267553	1	09/22/2018 21:08	JB
Dichlorodifluoromethane	BRL	10		ug/L	267553	1	09/22/2018 21:08	JB
Ethylbenzene	BRL	5.0		ug/L	267553	1	09/22/2018 21:08	JB
Freon-113	BRL	10		ug/L	267553	1	09/22/2018 21:08	JB
Isopropylbenzene	BRL	5.0		ug/L	267553	1	09/22/2018 21:08	JB
m,p-Xylene	BRL	5.0		ug/L	267553	1	09/22/2018 21:08	JB
Methyl acetate	BRL	5.0		ug/L	267553	1	09/22/2018 21:08	JB
Methyl tert-butyl ether	BRL	5.0		ug/L	267553	1	09/22/2018 21:08	JB

Qualifiers:

- * Value exceeds maximum contaminant level
- BRL Below reporting limit
- H Holding times for preparation or analysis exceeded
- N Analyte not NELAC certified
- B Analyte detected in the associated method blank
- > Greater than Result value
- E Estimated (value above quantitation range)
- S Spike Recovery outside limits due to matrix
- Narr See case narrative
- NC Not confirmed
- < Less than Result value
- J Estimated value detected below Reporting Limit

Analytical Environmental Services, Inc **Date:** 26-Sep-18

Client:	Environmental Planning Specialists, Inc.	**Client Sample ID:**	18261-MW-49B
Project Name:	Rheem	**Collection Date:**	9/18/2018 10:25:00 AM
Lab ID:	1809F03-007	**Matrix:**	Groundwater

Analyses	Result	Reporting Limit	Qual	Units	BatchID	Dilution Factor	Date Analyzed	Analyst
TCL VOLATILE ORGANICS SW8260B				**(SW5030B)**				
Methylcyclohexane	BRL	5.0		ug/L	267553	1	09/22/2018 21:08	JB
Methylene chloride	BRL	5.0		ug/L	267553	1	09/22/2018 21:08	JB
o-Xylene	BRL	5.0		ug/L	267553	1	09/22/2018 21:08	JB
Styrene	BRL	5.0		ug/L	267553	1	09/22/2018 21:08	JB
Tetrachloroethene	BRL	5.0		ug/L	267553	1	09/22/2018 21:08	JB
Toluene	BRL	5.0		ug/L	267553	1	09/22/2018 21:08	JB
trans-1,2-Dichloroethene	26	5.0		ug/L	267553	1	09/22/2018 21:08	JB
trans-1,3-Dichloropropene	BRL	5.0		ug/L	267553	1	09/22/2018 21:08	JB
Trichloroethene	9.6	5.0		ug/L	267553	1	09/22/2018 21:08	JB
Trichlorofluoromethane	BRL	5.0		ug/L	267553	1	09/22/2018 21:08	JB
Vinyl chloride	68	2.0		ug/L	267553	1	09/22/2018 21:08	JB
Surr: 4-Bromofluorobenzene	80.7	68-127		%REC	267553	1	09/22/2018 21:08	JB
Surr: Dibromofluoromethane	110	84.4-122		%REC	267553	1	09/22/2018 21:08	JB
Surr: Toluene-d8	94.4	80.1-116		%REC	267553	1	09/22/2018 21:08	JB
GC Analysis of Gaseous Samples SOP-RSK 175				**(RSK175)**				
Ethane	BRL	9.0		ug/L	267594	1	09/24/2018 13:15	UH
Ethylene	2500	70		ug/L	267594	10	09/24/2018 13:56	UH
Methane	1400	40		ug/L	267594	10	09/24/2018 13:56	UH

Qualifiers:

*	Value exceeds maximum contaminant level	E	Estimated (value above quantitation range)
BRL	Below reporting limit	S	Spike Recovery outside limits due to matrix
H	Holding times for preparation or analysis exceeded	Narr	See case narrative
N	Analyte not NELAC certified	NC	Not confirmed
B	Analyte detected in the associated method blank	<	Less than Result value
>	Greater than Result value	J	Estimated value detected below Reporting Limit

Analytical Environmental Services, Inc **Date:** 26-Sep-18

Client:	Environmental Planning Specialists, Inc.	**Client Sample ID:**	18261-PZ-5
Project Name:	Rheem	**Collection Date:**	9/18/2018 11:35:00 AM
Lab ID:	1809F03-008	**Matrix:**	Groundwater

Analyses	Result	Reporting Limit	Qual	Units	BatchID	Dilution Factor	Date Analyzed	Analyst
Total Organic Carbon (TOC) SW9060A								
Organic Carbon, Total	20.3	1.00		mg/L	R380485	1	09/22/2018 01:24	SK
TCL VOLATILE ORGANICS SW8260B				**(SW5030B)**				
1,1,1-Trichloroethane	BRL	2500		ug/L	267553	500	09/22/2018 18:58	JB
1,1,2,2-Tetrachloroethane	BRL	2500		ug/L	267553	500	09/22/2018 18:58	JB
1,1,2-Trichloroethane	BRL	2500		ug/L	267553	500	09/22/2018 18:58	JB
1,1-Dichloroethane	BRL	2500		ug/L	267553	500	09/22/2018 18:58	JB
1,1-Dichloroethene	BRL	2500		ug/L	267553	500	09/22/2018 18:58	JB
1,2,4-Trichlorobenzene	BRL	2500		ug/L	267553	500	09/22/2018 18:58	JB
1,2-Dibromo-3-chloropropane	BRL	2500		ug/L	267553	500	09/22/2018 18:58	JB
1,2-Dibromoethane	BRL	2500		ug/L	267553	500	09/22/2018 18:58	JB
1,2-Dichlorobenzene	BRL	2500		ug/L	267553	500	09/22/2018 18:58	JB
1,2-Dichloroethane	BRL	2500		ug/L	267553	500	09/22/2018 18:58	JB
1,2-Dichloropropane	BRL	2500		ug/L	267553	500	09/22/2018 18:58	JB
1,3-Dichlorobenzene	BRL	2500		ug/L	267553	500	09/22/2018 18:58	JB
1,4-Dichlorobenzene	BRL	2500		ug/L	267553	500	09/22/2018 18:58	JB
2-Butanone	BRL	25000		ug/L	267553	500	09/22/2018 18:58	JB
2-Hexanone	BRL	5000		ug/L	267553	500	09/22/2018 18:58	JB
4-Methyl-2-pentanone	BRL	5000		ug/L	267553	500	09/22/2018 18:58	JB
Acetone	BRL	25000		ug/L	267553	500	09/22/2018 18:58	JB
Benzene	BRL	2500		ug/L	267553	500	09/22/2018 18:58	JB
Bromodichloromethane	BRL	2500		ug/L	267553	500	09/22/2018 18:58	JB
Bromoform	BRL	2500		ug/L	267553	500	09/22/2018 18:58	JB
Bromomethane	BRL	2500		ug/L	267553	500	09/22/2018 18:58	JB
Carbon disulfide	BRL	2500		ug/L	267553	500	09/22/2018 18:58	JB
Carbon tetrachloride	BRL	2500		ug/L	267553	500	09/22/2018 18:58	JB
Chlorobenzene	BRL	2500		ug/L	267553	500	09/22/2018 18:58	JB
Chloroethane	BRL	5000		ug/L	267553	500	09/22/2018 18:58	JB
Chloroform	BRL	2500		ug/L	267553	500	09/22/2018 18:58	JB
Chloromethane	BRL	5000		ug/L	267553	500	09/22/2018 18:58	JB
cis-1,2-Dichloroethene	10000	2500		ug/L	267553	500	09/22/2018 18:58	JB
cis-1,3-Dichloropropene	BRL	2500		ug/L	267553	500	09/22/2018 18:58	JB
Cyclohexane	BRL	2500		ug/L	267553	500	09/22/2018 18:58	JB
Dibromochloromethane	BRL	2500		ug/L	267553	500	09/22/2018 18:58	JB
Dichlorodifluoromethane	BRL	5000		ug/L	267553	500	09/22/2018 18:58	JB
Ethylbenzene	BRL	2500		ug/L	267553	500	09/22/2018 18:58	JB
Freon-113	BRL	5000		ug/L	267553	500	09/22/2018 18:58	JB
Isopropylbenzene	BRL	2500		ug/L	267553	500	09/22/2018 18:58	JB
m,p-Xylene	BRL	2500		ug/L	267553	500	09/22/2018 18:58	JB
Methyl acetate	BRL	2500		ug/L	267553	500	09/22/2018 18:58	JB
Methyl tert-butyl ether	BRL	2500		ug/L	267553	500	09/22/2018 18:58	JB

Qualifiers:

- * Value exceeds maximum contaminant level
- BRL Below reporting limit
- H Holding times for preparation or analysis exceeded
- N Analyte not NELAC certified
- B Analyte detected in the associated method blank
- > Greater than Result value
- E Estimated (value above quantitation range)
- S Spike Recovery outside limits due to matrix
- Narr See case narrative
- NC Not confirmed
- < Less than Result value
- J Estimated value detected below Reporting Limit

Analytical Environmental Services, Inc **Date:** 26-Sep-18

Client:	Environmental Planning Specialists, Inc.	**Client Sample ID:**	18261-PZ-5
Project Name:	Rheem	**Collection Date:**	9/18/2018 11:35:00 AM
Lab ID:	1809F03-008	**Matrix:**	Groundwater

Analyses	Result	Reporting Limit	Qual	Units	BatchID	Dilution Factor	Date Analyzed	Analyst
TCL VOLATILE ORGANICS SW8260B				**(SW5030B)**				
Methylcyclohexane	BRL	2500		ug/L	267553	500	09/22/2018 18:58	JB
Methylene chloride	BRL	2500		ug/L	267553	500	09/22/2018 18:58	JB
o-Xylene	BRL	2500		ug/L	267553	500	09/22/2018 18:58	JB
Styrene	BRL	2500		ug/L	267553	500	09/22/2018 18:58	JB
Tetrachloroethene	BRL	2500		ug/L	267553	500	09/22/2018 18:58	JB
Toluene	BRL	2500		ug/L	267553	500	09/22/2018 18:58	JB
trans-1,2-Dichloroethene	BRL	2500		ug/L	267553	500	09/22/2018 18:58	JB
trans-1,3-Dichloropropene	BRL	2500		ug/L	267553	500	09/22/2018 18:58	JB
Trichloroethene	86000	5000		ug/L	267553	1000	09/24/2018 18:45	JE
Trichlorofluoromethane	BRL	2500		ug/L	267553	500	09/22/2018 18:58	JB
Vinyl chloride	BRL	1000		ug/L	267553	500	09/22/2018 18:58	JB
Surr: 4-Bromofluorobenzene	81.6	68-127		%REC	267553	500	09/22/2018 18:58	JB
Surr: 4-Bromofluorobenzene	95.4	68-127		%REC	267553	1000	09/24/2018 18:45	JE
Surr: Dibromofluoromethane	112	84.4-122		%REC	267553	500	09/22/2018 18:58	JB
Surr: Dibromofluoromethane	94.3	84.4-122		%REC	267553	1000	09/24/2018 18:45	JE
Surr: Toluene-d8	95.7	80.1-116		%REC	267553	500	09/22/2018 18:58	JB
Surr: Toluene-d8	98	80.1-116		%REC	267553	1000	09/24/2018 18:45	JE
GC Analysis of Gaseous Samples SOP-RSK 175				**(RSK175)**				
Ethane	BRL	9.0		ug/L	267594	1	09/24/2018 14:13	UH
Ethylene	BRL	7.0		ug/L	267594	1	09/24/2018 14:13	UH
Methane	14	4.0		ug/L	267594	1	09/24/2018 14:13	UH

Qualifiers:

*	Value exceeds maximum contaminant level	E	Estimated (value above quantitation range)
BRL	Below reporting limit	S	Spike Recovery outside limits due to matrix
H	Holding times for preparation or analysis exceeded	Narr	See case narrative
N	Analyte not NELAC certified	NC	Not confirmed
B	Analyte detected in the associated method blank	<	Less than Result value
>	Greater than Result value	J	Estimated value detected below Reporting Limit

Analytical Environmental Services, Inc **Date:** 26-Sep-18

Client:	Environmental Planning Specialists, Inc.	**Client Sample ID:**	18261-MW-51B
Project Name:	Rheem	**Collection Date:**	9/18/2018 1:40:00 PM
Lab ID:	1809F03-009	**Matrix:**	Groundwater

Analyses	Result	Reporting Limit	Qual	Units	BatchID	Dilution Factor	Date Analyzed	Analyst
Total Organic Carbon (TOC) SW9060A								
Organic Carbon, Total	74.2	2.00		mg/L	R380485	2	09/22/2018 07:26	SK
TCL VOLATILE ORGANICS SW8260B				**(SW5030B)**				
1,1,1-Trichloroethane	BRL	2500		ug/L	267553	500	09/22/2018 18:31	JB
1,1,2,2-Tetrachloroethane	BRL	2500		ug/L	267553	500	09/22/2018 18:31	JB
1,1,2-Trichloroethane	BRL	2500		ug/L	267553	500	09/22/2018 18:31	JB
1,1-Dichloroethane	BRL	2500		ug/L	267553	500	09/22/2018 18:31	JB
1,1-Dichloroethene	BRL	2500		ug/L	267553	500	09/22/2018 18:31	JB
1,2,4-Trichlorobenzene	BRL	2500		ug/L	267553	500	09/22/2018 18:31	JB
1,2-Dibromo-3-chloropropane	BRL	2500		ug/L	267553	500	09/22/2018 18:31	JB
1,2-Dibromoethane	BRL	2500		ug/L	267553	500	09/22/2018 18:31	JB
1,2-Dichlorobenzene	BRL	2500		ug/L	267553	500	09/22/2018 18:31	JB
1,2-Dichloroethane	BRL	2500		ug/L	267553	500	09/22/2018 18:31	JB
1,2-Dichloropropane	BRL	2500		ug/L	267553	500	09/22/2018 18:31	JB
1,3-Dichlorobenzene	BRL	2500		ug/L	267553	500	09/22/2018 18:31	JB
1,4-Dichlorobenzene	BRL	2500		ug/L	267553	500	09/22/2018 18:31	JB
2-Butanone	BRL	25000		ug/L	267553	500	09/22/2018 18:31	JB
2-Hexanone	BRL	5000		ug/L	267553	500	09/22/2018 18:31	JB
4-Methyl-2-pentanone	BRL	5000		ug/L	267553	500	09/22/2018 18:31	JB
Acetone	BRL	25000		ug/L	267553	500	09/22/2018 18:31	JB
Benzene	BRL	2500		ug/L	267553	500	09/22/2018 18:31	JB
Bromodichloromethane	BRL	2500		ug/L	267553	500	09/22/2018 18:31	JB
Bromoform	BRL	2500		ug/L	267553	500	09/22/2018 18:31	JB
Bromomethane	BRL	2500		ug/L	267553	500	09/22/2018 18:31	JB
Carbon disulfide	BRL	2500		ug/L	267553	500	09/22/2018 18:31	JB
Carbon tetrachloride	BRL	2500		ug/L	267553	500	09/22/2018 18:31	JB
Chlorobenzene	BRL	2500		ug/L	267553	500	09/22/2018 18:31	JB
Chloroethane	BRL	5000		ug/L	267553	500	09/22/2018 18:31	JB
Chloroform	BRL	2500		ug/L	267553	500	09/22/2018 18:31	JB
Chloromethane	BRL	5000		ug/L	267553	500	09/22/2018 18:31	JB
cis-1,2-Dichloroethene	65000	2500		ug/L	267553	500	09/22/2018 18:31	JB
cis-1,3-Dichloropropene	BRL	2500		ug/L	267553	500	09/22/2018 18:31	JB
Cyclohexane	BRL	2500		ug/L	267553	500	09/22/2018 18:31	JB
Dibromochloromethane	BRL	2500		ug/L	267553	500	09/22/2018 18:31	JB
Dichlorodifluoromethane	BRL	5000		ug/L	267553	500	09/22/2018 18:31	JB
Ethylbenzene	BRL	2500		ug/L	267553	500	09/22/2018 18:31	JB
Freon-113	BRL	5000		ug/L	267553	500	09/22/2018 18:31	JB
Isopropylbenzene	BRL	2500		ug/L	267553	500	09/22/2018 18:31	JB
m,p-Xylene	BRL	2500		ug/L	267553	500	09/22/2018 18:31	JB
Methyl acetate	BRL	2500		ug/L	267553	500	09/22/2018 18:31	JB
Methyl tert-butyl ether	BRL	2500		ug/L	267553	500	09/22/2018 18:31	JB

Qualifiers:

- * Value exceeds maximum contaminant level
- BRL Below reporting limit
- H Holding times for preparation or analysis exceeded
- N Analyte not NELAC certified
- B Analyte detected in the associated method blank
- > Greater than Result value
- E Estimated (value above quantitation range)
- S Spike Recovery outside limits due to matrix
- Narr See case narrative
- NC Not confirmed
- < Less than Result value
- J Estimated value detected below Reporting Limit

Analytical Environmental Services, Inc **Date:** 26-Sep-18

Client:	Environmental Planning Specialists, Inc.	**Client Sample ID:**	18261-MW-51B
Project Name:	Rheem	**Collection Date:**	9/18/2018 1:40:00 PM
Lab ID:	1809F03-009	**Matrix:**	Groundwater

Analyses	Result	Reporting Limit	Qual	Units	BatchID	Dilution Factor	Date Analyzed	Analyst
TCL VOLATILE ORGANICS SW8260B				**(SW5030B)**				
Methylcyclohexane	BRL	2500		ug/L	267553	500	09/22/2018 18:31	JB
Methylene chloride	BRL	2500		ug/L	267553	500	09/22/2018 18:31	JB
o-Xylene	BRL	2500		ug/L	267553	500	09/22/2018 18:31	JB
Styrene	BRL	2500		ug/L	267553	500	09/22/2018 18:31	JB
Tetrachloroethene	BRL	2500		ug/L	267553	500	09/22/2018 18:31	JB
Toluene	BRL	2500		ug/L	267553	500	09/22/2018 18:31	JB
trans-1,2-Dichloroethene	BRL	2500		ug/L	267553	500	09/22/2018 18:31	JB
trans-1,3-Dichloropropene	BRL	2500		ug/L	267553	500	09/22/2018 18:31	JB
Trichloroethene	200000	25000		ug/L	267553	5000	09/24/2018 18:21	JE
Trichlorofluoromethane	BRL	2500		ug/L	267553	500	09/22/2018 18:31	JB
Vinyl chloride	BRL	1000		ug/L	267553	500	09/22/2018 18:31	JB
Surr: 4-Bromofluorobenzene	70.2	68-127		%REC	267553	500	09/22/2018 18:31	JB
Surr: 4-Bromofluorobenzene	95.7	68-127		%REC	267553	5000	09/24/2018 18:21	JE
Surr: Dibromofluoromethane	98.2	84.4-122		%REC	267553	5000	09/24/2018 18:21	JE
Surr: Dibromofluoromethane	115	84.4-122		%REC	267553	500	09/22/2018 18:31	JB
Surr: Toluene-d8	95.1	80.1-116		%REC	267553	500	09/22/2018 18:31	JB
Surr: Toluene-d8	97.2	80.1-116		%REC	267553	5000	09/24/2018 18:21	JE
GC Analysis of Gaseous Samples SOP-RSK 175				**(RSK175)**				
Ethane	BRL	9.0		ug/L	267594	1	09/24/2018 14:06	UH
Ethylene	8.9	7.0		ug/L	267594	1	09/24/2018 14:06	UH
Methane	31	4.0		ug/L	267594	1	09/24/2018 14:06	UH

Qualifiers:

*	Value exceeds maximum contaminant level	E	Estimated (value above quantitation range)
BRL	Below reporting limit	S	Spike Recovery outside limits due to matrix
H	Holding times for preparation or analysis exceeded	Narr	See case narrative
N	Analyte not NELAC certified	NC	Not confirmed
B	Analyte detected in the associated method blank	<	Less than Result value
>	Greater than Result value	J	Estimated value detected below Reporting Limit

Analytical Environmental Services, Inc **Date:** 26-Sep-18

Client:	Environmental Planning Specialists, Inc.	**Client Sample ID:**	18261-TRIP BLANK
Project Name:	Rheem	**Collection Date:**	9/18/2018
Lab ID:	1809F03-010	**Matrix:**	Aqueous

Analyses	Result	Reporting Limit	Qual	Units	BatchID	Dilution Factor	Date Analyzed	Analyst
TCL VOLATILE ORGANICS SW8260B				**(SW5030B)**				
1,1,1-Trichloroethane	BRL	5.0		ug/L	267553	1	09/22/2018 17:14	JB
1,1,2,2-Tetrachloroethane	BRL	5.0		ug/L	267553	1	09/22/2018 17:14	JB
1,1,2-Trichloroethane	BRL	5.0		ug/L	267553	1	09/22/2018 17:14	JB
1,1-Dichloroethane	BRL	5.0		ug/L	267553	1	09/22/2018 17:14	JB
1,1-Dichloroethene	BRL	5.0		ug/L	267553	1	09/22/2018 17:14	JB
1,2,4-Trichlorobenzene	BRL	5.0		ug/L	267553	1	09/22/2018 17:14	JB
1,2-Dibromo-3-chloropropane	BRL	5.0		ug/L	267553	1	09/22/2018 17:14	JB
1,2-Dibromoethane	BRL	5.0		ug/L	267553	1	09/22/2018 17:14	JB
1,2-Dichlorobenzene	BRL	5.0		ug/L	267553	1	09/22/2018 17:14	JB
1,2-Dichloroethane	BRL	5.0		ug/L	267553	1	09/22/2018 17:14	JB
1,2-Dichloropropane	BRL	5.0		ug/L	267553	1	09/22/2018 17:14	JB
1,3-Dichlorobenzene	BRL	5.0		ug/L	267553	1	09/22/2018 17:14	JB
1,4-Dichlorobenzene	BRL	5.0		ug/L	267553	1	09/22/2018 17:14	JB
2-Butanone	BRL	50		ug/L	267553	1	09/22/2018 17:14	JB
2-Hexanone	BRL	10		ug/L	267553	1	09/22/2018 17:14	JB
4-Methyl-2-pentanone	BRL	10		ug/L	267553	1	09/22/2018 17:14	JB
Acetone	BRL	50		ug/L	267553	1	09/22/2018 17:14	JB
Benzene	BRL	5.0		ug/L	267553	1	09/22/2018 17:14	JB
Bromodichloromethane	BRL	5.0		ug/L	267553	1	09/22/2018 17:14	JB
Bromoform	BRL	5.0		ug/L	267553	1	09/22/2018 17:14	JB
Bromomethane	BRL	5.0		ug/L	267553	1	09/22/2018 17:14	JB
Carbon disulfide	BRL	5.0		ug/L	267553	1	09/22/2018 17:14	JB
Carbon tetrachloride	BRL	5.0		ug/L	267553	1	09/22/2018 17:14	JB
Chlorobenzene	BRL	5.0		ug/L	267553	1	09/22/2018 17:14	JB
Chloroethane	BRL	10		ug/L	267553	1	09/22/2018 17:14	JB
Chloroform	BRL	5.0		ug/L	267553	1	09/22/2018 17:14	JB
Chloromethane	BRL	10		ug/L	267553	1	09/22/2018 17:14	JB
cis-1,2-Dichloroethene	BRL	5.0		ug/L	267553	1	09/22/2018 17:14	JB
cis-1,3-Dichloropropene	BRL	5.0		ug/L	267553	1	09/22/2018 17:14	JB
Cyclohexane	BRL	5.0		ug/L	267553	1	09/22/2018 17:14	JB
Dibromochloromethane	BRL	5.0		ug/L	267553	1	09/22/2018 17:14	JB
Dichlorodifluoromethane	BRL	10		ug/L	267553	1	09/22/2018 17:14	JB
Ethylbenzene	BRL	5.0		ug/L	267553	1	09/22/2018 17:14	JB
Freon-113	BRL	10		ug/L	267553	1	09/22/2018 17:14	JB
Isopropylbenzene	BRL	5.0		ug/L	267553	1	09/22/2018 17:14	JB
m,p-Xylene	BRL	5.0		ug/L	267553	1	09/22/2018 17:14	JB
Methyl acetate	BRL	5.0		ug/L	267553	1	09/22/2018 17:14	JB
Methyl tert-butyl ether	BRL	5.0		ug/L	267553	1	09/22/2018 17:14	JB
Methylcyclohexane	BRL	5.0		ug/L	267553	1	09/22/2018 17:14	JB
Methylene chloride	BRL	5.0		ug/L	267553	1	09/22/2018 17:14	JB
o-Xylene	BRL	5.0		ug/L	267553	1	09/22/2018 17:14	JB

Qualifiers:

- * Value exceeds maximum contaminant level
- BRL Below reporting limit
- H Holding times for preparation or analysis exceeded
- N Analyte not NELAC certified
- B Analyte detected in the associated method blank
- > Greater than Result value
- E Estimated (value above quantitation range)
- S Spike Recovery outside limits due to matrix
- Narr See case narrative
- NC Not confirmed
- < Less than Result value
- J Estimated value detected below Reporting Limit

Analytical Environmental Services, Inc **Date:** 26-Sep-18

Client:	Environmental Planning Specialists, Inc.	**Client Sample ID:**	18261-TRIP BLANK
Project Name:	Rheem	**Collection Date:**	9/18/2018
Lab ID:	1809F03-010	**Matrix:**	Aqueous

Analyses	Result	Reporting Limit	Qual	Units	BatchID	Dilution Factor	Date Analyzed	Analyst
TCL VOLATILE ORGANICS SW8260B				**(SW5030B)**				
Styrene	BRL	5.0		ug/L	267553	1	09/22/2018 17:14	JB
Tetrachloroethene	BRL	5.0		ug/L	267553	1	09/22/2018 17:14	JB
Toluene	BRL	5.0		ug/L	267553	1	09/22/2018 17:14	JB
trans-1,2-Dichloroethene	BRL	5.0		ug/L	267553	1	09/22/2018 17:14	JB
trans-1,3-Dichloropropene	BRL	5.0		ug/L	267553	1	09/22/2018 17:14	JB
Trichloroethene	BRL	5.0		ug/L	267553	1	09/22/2018 17:14	JB
Trichlorofluoromethane	BRL	5.0		ug/L	267553	1	09/22/2018 17:14	JB
Vinyl chloride	BRL	2.0		ug/L	267553	1	09/22/2018 17:14	JB
Surr: 4-Bromofluorobenzene	77.8	68-127		%REC	267553	1	09/22/2018 17:14	JB
Surr: Dibromofluoromethane	112	84.4-122		%REC	267553	1	09/22/2018 17:14	JB
Surr: Toluene-d8	94.5	80.1-116		%REC	267553	1	09/22/2018 17:14	JB

Qualifiers:

*	Value exceeds maximum contaminant level	E	Estimated (value above quantitation range)
BRL	Below reporting limit	S	Spike Recovery outside limits due to matrix
H	Holding times for preparation or analysis exceeded	Narr	See case narrative
N	Analyte not NELAC certified	NC	Not confirmed
B	Analyte detected in the associated method blank	<	Less than Result value
>	Greater than Result value	J	Estimated value detected below Reporting Limit

Clear Save as

ANALYTICAL ENVIRONMENTAL SERVICES, INC.

SAMPLE/COOLER RECEIPT CHECKLIST

1. Client Name: **Environmental Planning Specialists, Inc.** AES Work Order Number: **1809F03**

2. Carrier: FedEx ☐ UPS ☐ USPS ☐ Client ■ Courier ☐ Other _____

		Yes	No	N/A	Details	Comments
3.	Shipping container/cooler received in good condition?	◉	○	○	damaged ☐ leaking ☐ other ☐	
4.	Custody seals present on shipping container?	◉	○	○		
5.	Custody seals intact on shipping container?	◉	○	○		
6.	Temperature blanks present?	◉	○	○		
7.	Cooler temperature(s) within limits of 0-6°C? [See item 13 and 14 for temperature recordings.]	◉	○	○	Cooling initiated for recently collected samples / ice present ☐	
8.	Chain of Custody (COC) present?	◉	○	○		
9.	Chain of Custody signed, dated, and timed when relinquished and received?	◉	○	○		
10.	Sampler name and/or signature on COC?	◉	○	○		
11.	Were all samples received within holding time?	◉	○	○		
12.	TAT marked on the COC?	◉	○	○	If no TAT indicated, proceeded with standard TAT per Terms & Conditions. ☐	

13. Cooler 1 Temperature 2.1 °C Cooler 2 Temperature _____ °C Cooler 3 Temperature _____ °C Cooler 4 Temperature _____ °C

14. Cooler 5 Temperature _____ °C Cooler 6 Temperature _____ °C Cooler 7 Temperature _____ °C Cooler 8 Temperature _____ °C

15. Comments: _____

I certify that I have completed sections 1-15 (dated initials). MJ 9/18/18

		Yes	No	N/A	Details	Comments
16.	Were sample containers intact upon receipt?	◉	○	○		
17.	Custody seals present on sample containers?	○	◉	○		
18.	Custody seals intact on sample containers?	○	○	◉		
19.	Do sample container labels match the COC?	◉	○	○	incomplete info ☐ illegible ☐ no label ☐ other ☐	
20.	Are analyses requested indicated on the COC?	◉	○	○		
21.	Were all of the samples listed on the COC received?	◉	○	○	samples received but not listed on COC ☐ samples listed on COC not received ☐	
22.	Was the sample collection date/time noted?	◉	○	○		
23.	Did we receive sufficient sample volume for indicated analyses?	◉	○	○		
24.	Were samples received in appropriate containers?	◉	○	○		
25.	Were VOA samples received without headspace (< 1/4" bubble)?	◉	○	○		
26.	Were trip blanks submitted?	◉	○	○	listed on COC ■ not listed on COC ☐	

27. Comments: _____

I certify that I have completed sections 16-27 (dated initials). EMW 9/18/18

This section only applies to samples where pH can be checked at Sample Receipt.

		Yes	No	N/A	Details	Comments
28.	Have containers needing chemical preservation been checked? *	◉	○	○		
29.	Containers meet preservation guidelines?	◉	○	○		
30.	Was pH adjusted at Sample Receipt?	○	○	◉		

* Note: Certain analyses require chemical preservation but must be checked in the laboratory and not upon Sample Receipt such as Coliforms, VOCs and Oil & Grease/TPH.

I certify that I have completed sections 28-30 (dated initials). EMW 9/18/18

Checklist 6.9.17 Rev 2

Locked

Client: Environmental Planning Specialists, Inc.
Project Name: Rheem
Workorder: 1809F03

ANALYTICAL QC SUMMARY REPORT

BatchID: 267553

Sample ID: **MB-267553** Client ID: Units: **ug/L** Prep Date: **09/22/2018** Run No: **380670**
SampleType: **MBLK** TestCode: **TCL VOLATILE ORGANICS SW8260B** BatchID: **267553** Analysis Date: **09/22/2018** Seq No: **8485188**

Analyte	Result	RPT Limit	SPK value	SPK Ref Val	%REC	Low Limit	High Limit	RPD Ref Val	%RPD	RPD Limit	Qual
1,1,1-Trichloroethane	BRL	5.0									
1,1,2,2-Tetrachloroethane	BRL	5.0									
1,1,2-Trichloroethane	BRL	5.0									
1,1-Dichloroethane	BRL	5.0									
1,1-Dichloroethene	BRL	5.0									
1,2,4-Trichlorobenzene	BRL	5.0									
1,2-Dibromo-3-chloropropane	BRL	5.0									
1,2-Dibromoethane	BRL	5.0									
1,2-Dichlorobenzene	BRL	5.0									
1,2-Dichloroethane	BRL	5.0									
1,2-Dichloropropane	BRL	5.0									
1,3-Dichlorobenzene	BRL	5.0									
1,4-Dichlorobenzene	BRL	5.0									
2-Butanone	BRL	50									
2-Hexanone	BRL	10									
4-Methyl-2-pentanone	BRL	10									
Acetone	BRL	50									
Benzene	BRL	5.0									
Bromodichloromethane	BRL	5.0									
Bromoform	BRL	5.0									
Bromomethane	BRL	5.0									
Carbon disulfide	BRL	5.0									
Carbon tetrachloride	BRL	5.0									
Chlorobenzene	BRL	5.0									
Chloroethane	BRL	10									
Chloroform	BRL	5.0									
Chloromethane	BRL	10									

Qualifiers:

>	Greater than Result value	<	Less than Result value	B	Analyte detected in the associated method blank
BRL	Below reporting limit	E	Estimated (value above quantitation range)	H	Holding times for preparation or analysis exceeded
J	Estimated value detected below Reporting Limit	N	Analyte not NELAC certified	R	RPD outside limits due to matrix
Rpt Lim	Reporting Limit	S	Spike Recovery outside limits due to matrix		

Client: Environmental Planning Specialists, Inc.
Project Name: Rheem
Workorder: 1809F03

ANALYTICAL QC SUMMARY REPORT

BatchID: 267553

Sample ID: **MB-267553** Client ID: Units: **ug/L** Prep Date: **09/22/2018** Run No: **380670**
SampleType: **MBLK** TestCode: **TCL VOLATILE ORGANICS SW8260B** BatchID: **267553** Analysis Date: **09/22/2018** Seq No: **8485188**

Analyte	Result	RPT Limit	SPK value	SPK Ref Val	%REC	Low Limit	High Limit	RPD Ref Val	%RPD	RPD Limit	Qual
cis-1,2-Dichloroethene	BRL	5.0									
cis-1,3-Dichloropropene	BRL	5.0									
Cyclohexane	BRL	5.0									
Dibromochloromethane	BRL	5.0									
Dichlorodifluoromethane	BRL	10									
Ethylbenzene	BRL	5.0									
Freon-113	BRL	10									
Isopropylbenzene	BRL	5.0									
m,p-Xylene	BRL	5.0									
Methyl acetate	BRL	5.0									
Methyl tert-butyl ether	BRL	5.0									
Methylcyclohexane	BRL	5.0									
Methylene chloride	BRL	5.0									
o-Xylene	BRL	5.0									
Styrene	BRL	5.0									
Tetrachloroethene	BRL	5.0									
Toluene	BRL	5.0									
trans-1,2-Dichloroethene	BRL	5.0									
trans-1,3-Dichloropropene	BRL	5.0									
Trichloroethene	BRL	5.0									
Trichlorofluoromethane	BRL	5.0									
Vinyl chloride	BRL	2.0									
Surr: 4-Bromofluorobenzene	39.52	0	50.00		79.0	68	127				
Surr: Dibromofluoromethane	51.75	0	50.00		104	84.4	122				
Surr: Toluene-d8	46.39	0	50.00		92.8	80.1	116				

Qualifiers:

>	Greater than Result value	<	Less than Result value	B	Analyte detected in the associated method blank
BRL	Below reporting limit	E	Estimated (value above quantitation range)	H	Holding times for preparation or analysis exceeded
J	Estimated value detected below Reporting Limit	N	Analyte not NELAC certified	R	RPD outside limits due to matrix
Rpt Lim	Reporting Limit	S	Spike Recovery outside limits due to matrix		

Client: Environmental Planning Specialists, Inc.
Project Name: Rheem
Workorder: 1809F03

ANALYTICAL QC SUMMARY REPORT

BatchID: 267553

Sample ID: **LCS-267553** Client ID: Units: **ug/L** Prep Date: **09/22/2018** Run No: **380670**
SampleType: **LCS** TestCode: **TCL VOLATILE ORGANICS SW8260B** BatchID: **267553** Analysis Date: **09/22/2018** Seq No: **8485215**

Analyte	Result	RPT Limit	SPK value	SPK Ref Val	%REC	Low Limit	High Limit	RPD Ref Val	%RPD	RPD Limit	Qual
1,1-Dichloroethene	19.16	5.0	20.00		95.8	69	136				
Benzene	20.23	5.0	20.00		101	73.7	126				
Chlorobenzene	20.89	5.0	20.00		104	73.5	124				
Toluene	18.21	5.0	20.00		91.0	76.8	125				
Trichloroethene	19.58	5.0	20.00		97.9	70.9	124				
Surr: 4-Bromofluorobenzene	39.32	0	50.00		78.6	68	127				
Surr: Dibromofluoromethane	50.81	0	50.00		102	84.4	122				
Surr: Toluene-d8	46.97	0	50.00		93.9	80.1	116				

Sample ID: **1809C57-005AMS** Client ID: Units: **ug/L** Prep Date: **09/22/2018** Run No: **380793**
SampleType: **MS** TestCode: **TCL VOLATILE ORGANICS SW8260B** BatchID: **267553** Analysis Date: **09/25/2018** Seq No: **8491250**

Analyte	Result	RPT Limit	SPK value	SPK Ref Val	%REC	Low Limit	High Limit	RPD Ref Val	%RPD	RPD Limit	Qual
1,1-Dichloroethene	3201	250	2500		128	65.7	143				
Benzene	3232	250	2500		129	66.1	137				
Chlorobenzene	3002	250	2500		120	70.9	132				
Toluene	3304	250	2500		132	63.8	141				
Trichloroethene	3103	250	2500		124	70.6	128				
Surr: 4-Bromofluorobenzene	1933	0	2500		77.3	68	127				
Surr: Dibromofluoromethane	2772	0	2500		111	84.4	122				
Surr: Toluene-d8	2144	0	2500		85.7	80.1	116				

Sample ID: **1809C57-005AMSD** Client ID: Units: **ug/L** Prep Date: **09/22/2018** Run No: **380793**
SampleType: **MSD** TestCode: **TCL VOLATILE ORGANICS SW8260B** BatchID: **267553** Analysis Date: **09/25/2018** Seq No: **8491251**

Analyte	Result	RPT Limit	SPK value	SPK Ref Val	%REC	Low Limit	High Limit	RPD Ref Val	%RPD	RPD Limit	Qual
1,1-Dichloroethene	3226	250	2500		129	65.7	143	3201	0.762	17.7	
Benzene	3140	250	2500		126	66.1	137	3232	2.90	20	

Qualifiers:

>	Greater than Result value	<	Less than Result value	B	Analyte detected in the associated method blank
BRL	Below reporting limit	E	Estimated (value above quantitation range)	H	Holding times for preparation or analysis exceeded
J	Estimated value detected below Reporting Limit	N	Analyte not NELAC certified	R	RPD outside limits due to matrix
Rpt Lim	Reporting Limit	S	Spike Recovery outside limits due to matrix		

Client: Environmental Planning Specialists, Inc.
Project Name: Rheem
Workorder: 1809F03

ANALYTICAL QC SUMMARY REPORT

BatchID: 267553

Sample ID: **1809C57-005AMSD** Client ID:
SampleType: **MSD** TestCode: **TCL VOLATILE ORGANICS SW8260B**
Units: **ug/L** Prep Date: **09/22/2018** Run No: **380793**
BatchID: **267553** Analysis Date: **09/25/2018** Seq No: **8491251**

Analyte	Result	RPT Limit	SPK value	SPK Ref Val	%REC	Low Limit	High Limit	RPD Ref Val	%RPD	RPD Limit	Qual
Chlorobenzene	3014	250	2500		121	70.9	132	3002	0.382	20	
Toluene	3324	250	2500		133	63.8	141	3304	0.588	20	
Trichloroethene	3036	250	2500		121	70.6	128	3103	2.17	20	
Surr: 4-Bromofluorobenzene	1838	0	2500		73.5	68	127	1933	0	0	
Surr: Dibromofluoromethane	2807	0	2500		112	84.4	122	2772	0	0	
Surr: Toluene-d8	2210	0	2500		88.4	80.1	116	2144	0	0	

Qualifiers:

>	Greater than Result value	<	Less than Result value	B	Analyte detected in the associated method blank
BRL	Below reporting limit	E	Estimated (value above quantitation range)	H	Holding times for preparation or analysis exceeded
J	Estimated value detected below Reporting Limit	N	Analyte not NELAC certified	R	RPD outside limits due to matrix
Rpt Lim	Reporting Limit	S	Spike Recovery outside limits due to matrix		

Client: Environmental Planning Specialists, Inc.
Project Name: Rheem
Workorder: 1809F03

ANALYTICAL QC SUMMARY REPORT

BatchID: 267594

Sample ID: **MB-267594** Client ID: Units: **ug/L** Prep Date: **09/24/2018** Run No: **380864**
SampleType: **MBLK** TestCode: **GC Analysis of Gaseous Samples SOP-RSK 175** BatchID: **267594** Analysis Date: **09/24/2018** Seq No: **8489317**

Analyte	Result	RPT Limit	SPK value	SPK Ref Val	%REC	Low Limit	High Limit	RPD Ref Val	%RPD	RPD Limit	Qual
Ethane	BRL	9.0									
Ethylene	BRL	7.0									
Methane	BRL	4.0									

Sample ID: **LCS-267594** Client ID: Units: **ug/L** Prep Date: **09/24/2018** Run No: **380864**
SampleType: **LCS** TestCode: **GC Analysis of Gaseous Samples SOP-RSK 175** BatchID: **267594** Analysis Date: **09/24/2018** Seq No: **8489318**

Analyte	Result	RPT Limit	SPK value	SPK Ref Val	%REC	Low Limit	High Limit	RPD Ref Val	%RPD	RPD Limit	Qual
Ethane	121.1	9.0	200.0		60.5	40.1	115				
Ethylene	78.85	7.0	200.0		39.4	26.3	115				
Methane	128.0	4.0	200.0		64.0	45.1	115				

Sample ID: **LCSD-267594** Client ID: Units: **ug/L** Prep Date: **09/24/2018** Run No: **380864**
SampleType: **LCSD** TestCode: **GC Analysis of Gaseous Samples SOP-RSK 175** BatchID: **267594** Analysis Date: **09/24/2018** Seq No: **8489319**

Analyte	Result	RPT Limit	SPK value	SPK Ref Val	%REC	Low Limit	High Limit	RPD Ref Val	%RPD	RPD Limit	Qual
Ethane	118.9	9.0	200.0		59.4	40.1	115	121.1	1.84	20	
Ethylene	77.50	7.0	200.0		38.7	26.3	115	78.85	1.73	20	
Methane	125.0	4.0	200.0		62.5	45.1	115	128.0	2.35	20	

Sample ID: **1809I12-008HMS** Client ID: Units: **ug/L** Prep Date: **09/24/2018** Run No: **380864**
SampleType: **MS** TestCode: **GC Analysis of Gaseous Samples SOP-RSK 175** BatchID: **267594** Analysis Date: **09/24/2018** Seq No: **8489360**

Analyte	Result	RPT Limit	SPK value	SPK Ref Val	%REC	Low Limit	High Limit	RPD Ref Val	%RPD	RPD Limit	Qual
Ethane	128.6	9.0	200.0		64.3	34.7	115				
Ethylene	85.97	7.0	200.0		43.0	27.3	115				
Methane	139.2	4.0	200.0	12.12	63.5	42	115				

Qualifiers:

>	Greater than Result value	<	Less than Result value	B	Analyte detected in the associated method blank
BRL	Below reporting limit	E	Estimated (value above quantitation range)	H	Holding times for preparation or analysis exceeded
J	Estimated value detected below Reporting Limit	N	Analyte not NELAC certified	R	RPD outside limits due to matrix
Rpt Lim	Reporting Limit	S	Spike Recovery outside limits due to matrix		

Client: Environmental Planning Specialists, Inc.
Project Name: Rheem
Workorder: 1809F03

ANALYTICAL QC SUMMARY REPORT

BatchID: 267594

Sample ID: **1809I12-008HMSD** Client ID:
SampleType: **MSD** TestCode: **GC Analysis of Gaseous Samples SOP-RSK 175**
Units: **ug/L** Prep Date: **09/24/2018** Run No: **380864**
BatchID: **267594** Analysis Date: **09/24/2018** Seq No: **8489361**

Analyte	Result	RPT Limit	SPK value	SPK Ref Val	%REC	Low Limit	High Limit	RPD Ref Val	%RPD	RPD Limit	Qual
Ethane	129.2	9.0	200.0		64.6	34.7	115	128.6	0.479	20	
Ethylene	86.69	7.0	200.0		43.3	27.3	115	85.97	0.828	20	
Methane	139.8	4.0	200.0	12.12	63.8	42	115	139.2	0.396	20	

Qualifiers:

>	Greater than Result value	<	Less than Result value	B	Analyte detected in the associated method blank
BRL	Below reporting limit	E	Estimated (value above quantitation range)	H	Holding times for preparation or analysis exceeded
J	Estimated value detected below Reporting Limit	N	Analyte not NELAC certified	R	RPD outside limits due to matrix
Rpt Lim	Reporting Limit	S	Spike Recovery outside limits due to matrix		

Client: Environmental Planning Specialists, Inc.
Project Name: Rheem
Workorder: 1809F03

ANALYTICAL QC SUMMARY REPORT

BatchID: R380485

Sample ID: **MB-R380485**	Client ID:			Units: **mg/L**	Prep Date:		Run No: **380485**
SampleType: **MBLK**	TestCode: **Total Organic Carbon (TOC) SW9060A**			BatchID: **R380485**	Analysis Date: **09/22/2018**		Seq No: **8484241**

Analyte	Result	RPT Limit	SPK value	SPK Ref Val	%REC	Low Limit	High Limit	RPD Ref Val	%RPD	RPD Limit	Qual
Organic Carbon, Total	BRL	1.00									

Sample ID: **LCS-R380485**	Client ID:			Units: **mg/L**	Prep Date:		Run No: **380485**
SampleType: **LCS**	TestCode: **Total Organic Carbon (TOC) SW9060A**			BatchID: **R380485**	Analysis Date: **09/22/2018**		Seq No: **8484238**

Analyte	Result	RPT Limit	SPK value	SPK Ref Val	%REC	Low Limit	High Limit	RPD Ref Val	%RPD	RPD Limit	Qual
Organic Carbon, Total	26.10	1.00	25.00		104	90	110				

Sample ID: **1809F03-008CMS**	Client ID: **18261-PZ-5**			Units: **mg/L**	Prep Date:		Run No: **380485**
SampleType: **MS**	TestCode: **Total Organic Carbon (TOC) SW9060A**			BatchID: **R380485**	Analysis Date: **09/22/2018**		Seq No: **8484246**

Analyte	Result	RPT Limit	SPK value	SPK Ref Val	%REC	Low Limit	High Limit	RPD Ref Val	%RPD	RPD Limit	Qual
Organic Carbon, Total	154.4	5.00	125.0	20.33	107	80	120				

Sample ID: **1809F03-008CMSD**	Client ID: **18261-PZ-5**			Units: **mg/L**	Prep Date:		Run No: **380485**
SampleType: **MSD**	TestCode: **Total Organic Carbon (TOC) SW9060A**			BatchID: **R380485**	Analysis Date: **09/22/2018**		Seq No: **8484249**

Analyte	Result	RPT Limit	SPK value	SPK Ref Val	%REC	Low Limit	High Limit	RPD Ref Val	%RPD	RPD Limit	Qual
Organic Carbon, Total	137.5	5.00	125.0	20.33	93.7	80	120	154.4	11.5	20	

Qualifiers:

>	Greater than Result value	<	Less than Result value	B	Analyte detected in the associated method blank
BRL	Below reporting limit	E	Estimated (value above quantitation range)	H	Holding times for preparation or analysis exceeded
J	Estimated value detected below Reporting Limit	N	Analyte not NELAC certified	R	RPD outside limits due to matrix
Rpt Lim	Reporting Limit	S	Spike Recovery outside limits due to matrix		

AES

ANALYTICAL ENVIRONMENTAL SERVICES, INC.

November 05, 2018

Justin Vickery
Environmental Planning Specialists, Inc.

400 Northridge Rd
Sandy Springs GA 30350

RE: Rheem

Dear Justin Vickery: Order No: 1810P98

Analytical Environmental Services, Inc. received 21 samples on 10/25/2018 1:50:00 PM for the analyses presented in following report.

No problems were encountered during the analyses. Additionally, all results for the associated Quality Control samples were within EPA and/or AES established limits. Any discrepancies associated with the analyses contained herein will be noted and submitted in the form of a project Case Narrative.
AES's accreditations are as follows:
-NELAP/State of Florida Laboratory ID E87582 for analysis of Non-Potable Water, Solid & Chemical Materials, Air & Emissions Volatile Organics, and Drinking Water Microbiology & Metals, effective 07/01/18-06/30/19.
State of Georgia, Department of Natural Resources ID #800 for analysis of Drinking Water Metals, effective 07/01/18-06/30/19 and Total Coliforms/ E. coli, effective 04/25/17-04/24/20.
-AIHA-LAP, LLC Laboratory ID: 100671 for Industrial Hygiene samples (Organics, Metals, PCM Asbestos, Gravimetric), Environmental Lead (Paint, Soil, Dust Wipes, Air), and Environmental Microbiology (Fungal) Direct Examination, effective until 11/01/19.
These results relate only to the items tested. This report may only be reproduced in full.

If you have any questions regarding these test results, please feel free to call.

Sincerely,



Chris Pafford

Project Manager

3080 Presidential Drive • Atlanta, Georgia 30340 • Tel: 770.457.8177 • Fax: 770.457.8188 • Toll Free: 800.972.4889
www.aesatlanta.com

ANALYTICAL ENVIRONMENTAL SERVICES, INC.
3080 Presidential Drive Atlanta, GA 30340-3704
Phone: (770) 457-8177 / Toll-Free: (800) 972-4889 / Fax: (770) 457-8188

CHAIN OF CUSTODY

Work Order: 1810P98

Date: 10/23/18 Page 1 of 2

COMPANY:	ADDRESS:
EPS, Inc.	400 Northridge Rd. #400 Sandy Springs, GA 30350
PHONE: 404-315-9113	EMAIL:
SAMPLED BY: Brian McGann, Cameron Lee	SIGNATURE:

#	SAMPLE ID	SAMPLED: DATE	SAMPLED: TIME	GRAB	COMPOSITE	MATRIX (see codes)	VOC	MEE	TPC	PRESERVATION (see codes) H+I	PRESERVATION (see codes) H+I	PRESERVATION (see codes) S+I	REMARKS	Number of Containers
1	18297-MW-48B	10/24/18	0905	✓		GW	X	X	X					6
2	18297-PZ-7	10/24/18	0935	✓		GW	X	X	X					6
3	18296-MW-50B	10/23/18	1600	✓		GW	X	X	X					6
4	18297-MW-51C	10/24/18	1035	✓		GW	X	X	X					6
5	18297-MW-49A	10/24/18	1125	✓		GW	X	X	X					6
6	18297-MW-DUP	10/24/18	1200	✓		GW	X	X	X					6
7	18297-MW-3A	10/24/18	1235	✓		GW	X	X	X					6
8	18297-PZ-5	10/24/18	1450	✓		GW	X	X	X					6
9	18297-MW-5	10/24/18	1535	✓		GW	X	X	X					6
10	18295-MW-48C	10/22/18	1255	✓		GW	X	X	X					6
11	18295-MW-50C	10/22/18	1515	✓		GW	X	X	X					6
12	18295-MW-1	10/22/18	1155	✓		GW	X	X	X					6
13	18296-MW-50A	10/23/18	0945	✓		GW	X	X	X					6
14	18296-MW-52C	10/23/18	1125	✓		GW	X	X	X					6

ANALYSIS REQUESTED

Visit our website www.aesatlanta.com for downloadable COCs and to log in to your AESAccess account.

RELINQUISHED BY:	DATE/TIME:	RECEIVED BY:	DATE/TIME:
1.	10/25/18 1350	1. M. McGann	10/25/18 13:50
2.		2.	
3.		3.	

SPECIAL INSTRUCTIONS/COMMENTS:

SHIPMENT METHOD
OUT: / / VIA:
IN: / / VIA:
(client) FedEx UPS US mail courier
other: _____

PROJECT INFORMATION
PROJECT NAME: Rheem
PROJECT #:
SITE ADDRESS: Milledgeville, GA
SEND REPORT TO: jvickery@enviplanning.com
INVOICE TO (IF DIFFERENT FROM ABOVE):
QUOTE #: _____ PO#: _____

RECEIPT
Total # of Containers: 84

Turnaround Time (TAT) Request
- [x] Standard
- [ ] 2 Business Day Rush
- [ ] Next Business Day Rush
- [ ] Same-Day Rush **(auth req.)**
- [ ] Other _____

STATE PROGRAM (if any): _____
E-mail? ☐ Fax? ☐
DATA PACKAGE: I ○ II ○ III ○ IV ○

Submission of samples to the laboratory constitutes acceptance of AES's Terms & Conditions. Client assumes sole responsibility for damage or loss of samples before we accept them. Samples received after 3PM or on Saturday are considered as received the following business day. If no TAT is marked on COC, AES will proceed with standard TAT. Samples are disposed of 30 days after completion of report unless other arrangements are made.

Matrix Codes: A = Air GW = Groundwater SE = Sediment SO = Soil SW = Surface Water ST=Stormwater WW = Waste Water W = Water (Blanks) DW = Drinking Water (Blanks) O = Other (specify)

Preservative Codes: H+I = Hydrochloric acid + ice I = Ice only N = Nitric acid S+I = Sulfuric acid + ice S/M+I = Sodium Bisulfate/Methanol + ice O = Other (specify) NA = None

7.11.18_CO

White Copy - Original; Yellow Copy - Client

ANALYTICAL ENVIRONMENTAL SERVICES, INC.
3080 Presidential Drive Atlanta, GA 30340-3704
Phone: (770) 457-8177 / Toll-Free: (800) 972-4889 / Fax: (770) 457-8188

CHAIN OF CUSTODY

Work Order: 1810P9B

Date: 10/25/18 Page 2 of 2

COMPANY:	ADDRESS:
EPS, INC.	400 Northridge Rd. #400 Sandy Springs, GA 30350
PHONE: 404-315-9113	EMAIL:
SAMPLED BY: Brian McGann, Cameron Lee	SIGNATURE:

#	SAMPLE ID	SAMPLED: DATE	SAMPLED: TIME	GRAB	COMPOSITE	MATRIX (see codes)	VOC	MEE	TOC										REMARKS	Number of Containers
							PRESERVATION (see codes)													
							H+I	H+I	S+I											
1	18296-MW-9	10/23/18	1330	✓		GW	X	X	X											6
2	18295-MW-48A	10/22/18	1615	✓		GW	X	X	X											6
3	18296-MW-49B	10/23/18	1020	✓		GW	X	X	X											6
4	18296-MW-49C	10/23/18	1220	✓		GW	X	X	X											6
5	18296-MW-51A	10/23/18	1430	✓		GW	X	X	X											6
6	18298-MW-51B	10/25/18	0900	✓		GW	X	X	X											6
7	18298-Trip Blank	10/25/18	—			W	X													2
8																				
9																				
10																				
11																				
12																				
13																				
14																				

Visit our website www.aesatlanta.com for downloadable COCs and to log in to your AESAccess account.

RELINQUISHED BY:	DATE/TIME:	RECEIVED BY:	DATE/TIME:
1.	10/25/18 1350	1. M. McGANN	10/25/18 13:50
2.		2.	
3.		3.	

SPECIAL INSTRUCTIONS/COMMENTS:

SHIPMENT METHOD
OUT: / / VIA:
IN: / / VIA:
(client) FedEx UPS US mail courier
other: _____

PROJECT INFORMATION
PROJECT NAME: Rheem
PROJECT #:
SITE ADDRESS: Milledgeville, GA
SEND REPORT TO: jvickery@envplanning.com
INVOICE TO (IF DIFFERENT FROM ABOVE):
QUOTE #: _____ PO#: _____

RECEIPT
Total # of Containers: 38

Turnaround Time (TAT) Request
- [x] Standard
- [ ] 2 Business Day Rush
- [ ] Next Business Day Rush
- [ ] Same-Day Rush **(auth req.)**
- [ ] Other _____

STATE PROGRAM (if any): _____
E-mail? ☐ Fax? ☐
DATA PACKAGE: I ○ II ○ III ○ IV ○

Submission of samples to the laboratory constitutes acceptance of AES's Terms & Conditions. Client assumes sole responsibility for damage or loss of samples before we accept them. Samples received after 3PM or on Saturday are considered as received the following business day. If no TAT is marked on COC, AES will proceed with standard TAT. Samples are disposed of 30 days after completion of report unless other arrangements are made.

Matrix Codes: A = Air GW = Groundwater SE = Sediment SO = Soil SW = Surface Water ST=Stormwater WW = Waste Water W = Water (Blanks) DW = Drinking Water (Blanks) O = Other (specify)

Preservative Codes: H+I = Hydrochloric acid + ice I = Ice only N = Nitric acid S+I = Sulfuric acid + ice S/M+I = Sodium Bisulfate/Methanol + ice O = Other (specify) NA = None

7.11.18_CO

White Copy - Original; Yellow Copy - Client

Analytical Environmental Services, Inc

Date: 5-Nov-18

Client: Environmental Planning Specialists, Inc.
Project: Rheem
Lab ID: 1810P98

Case Narrative

Volatile Organic Compounds Analysis by Method 8260B:

Due to sample matrix, samples 1810P98-002A, -004A, -005A, -006A, -007A, 008A, -009A,-019A, & -020 A required dilution during preparation and/or analysis resulting in elevated reporting limits.

RPD value for Benzene on sample 1810P98-001AMSD was outside advisory control limits due to suspected non-homogeneous sample matrix. All percent recoveries were within control limits.

Analytical Environmental Services, Inc

Date: 5-Nov-18

Client:	Environmental Planning Specialists, Inc.	**Client Sample ID:**	18297-MW-48B
Project Name:	Rheem	**Collection Date:**	10/24/2018 9:05:00 AM
Lab ID:	1810P98-001	**Matrix:**	Groundwater

Analyses	Result	Reporting Limit	Qual	Units	BatchID	Dilution Factor	Date Analyzed	Analyst
Total Organic Carbon (TOC) SW9060A								
Organic Carbon, Total	21.9	5.00		mg/L	R383386	5	10/29/2018 13:35	SK
TCL VOLATILE ORGANICS SW8260B				**(SW5030B)**				
1,1,1-Trichloroethane	BRL	5.0		ug/L	269516	1	10/30/2018 21:13	JB
1,1,2,2-Tetrachloroethane	BRL	5.0		ug/L	269516	1	10/30/2018 21:13	JB
1,1,2-Trichloroethane	11	5.0		ug/L	269516	1	10/30/2018 21:13	JB
1,1-Dichloroethane	BRL	5.0		ug/L	269516	1	10/30/2018 21:13	JB
1,1-Dichloroethene	17	5.0		ug/L	269516	1	10/30/2018 21:13	JB
1,2,4-Trichlorobenzene	BRL	5.0		ug/L	269516	1	10/30/2018 21:13	JB
1,2-Dibromo-3-chloropropane	BRL	5.0		ug/L	269516	1	10/30/2018 21:13	JB
1,2-Dibromoethane	BRL	5.0		ug/L	269516	1	10/30/2018 21:13	JB
1,2-Dichlorobenzene	BRL	5.0		ug/L	269516	1	10/30/2018 21:13	JB
1,2-Dichloroethane	BRL	5.0		ug/L	269516	1	10/30/2018 21:13	JB
1,2-Dichloropropane	BRL	5.0		ug/L	269516	1	10/30/2018 21:13	JB
1,3-Dichlorobenzene	BRL	5.0		ug/L	269516	1	10/30/2018 21:13	JB
1,4-Dichlorobenzene	BRL	5.0		ug/L	269516	1	10/30/2018 21:13	JB
2-Butanone	BRL	50		ug/L	269516	1	10/30/2018 21:13	JB
2-Hexanone	BRL	10		ug/L	269516	1	10/30/2018 21:13	JB
4-Methyl-2-pentanone	BRL	10		ug/L	269516	1	10/30/2018 21:13	JB
Acetone	BRL	50		ug/L	269516	1	10/30/2018 21:13	JB
Benzene	BRL	5.0		ug/L	269516	1	10/30/2018 21:13	JB
Bromodichloromethane	BRL	5.0		ug/L	269516	1	10/30/2018 21:13	JB
Bromoform	BRL	5.0		ug/L	269516	1	10/30/2018 21:13	JB
Bromomethane	BRL	5.0		ug/L	269516	1	10/30/2018 21:13	JB
Carbon disulfide	BRL	5.0		ug/L	269516	1	10/30/2018 21:13	JB
Carbon tetrachloride	BRL	5.0		ug/L	269516	1	10/30/2018 21:13	JB
Chlorobenzene	BRL	5.0		ug/L	269516	1	10/30/2018 21:13	JB
Chloroethane	BRL	10		ug/L	269516	1	10/30/2018 21:13	JB
Chloroform	BRL	5.0		ug/L	269516	1	10/30/2018 21:13	JB
Chloromethane	BRL	10		ug/L	269516	1	10/30/2018 21:13	JB
cis-1,2-Dichloroethene	9400	2500		ug/L	269516	500	10/29/2018 19:41	JB
cis-1,3-Dichloropropene	BRL	5.0		ug/L	269516	1	10/30/2018 21:13	JB
Cyclohexane	BRL	5.0		ug/L	269516	1	10/30/2018 21:13	JB
Dibromochloromethane	BRL	5.0		ug/L	269516	1	10/30/2018 21:13	JB
Dichlorodifluoromethane	120	10		ug/L	269516	1	10/30/2018 21:13	JB
Ethylbenzene	BRL	5.0		ug/L	269516	1	10/30/2018 21:13	JB
Freon-113	BRL	10		ug/L	269516	1	10/30/2018 21:13	JB
Isopropylbenzene	BRL	5.0		ug/L	269516	1	10/30/2018 21:13	JB
m,p-Xylene	BRL	5.0		ug/L	269516	1	10/30/2018 21:13	JB
Methyl acetate	14	5.0		ug/L	269516	1	10/30/2018 21:13	JB
Methyl tert-butyl ether	BRL	5.0		ug/L	269516	1	10/30/2018 21:13	JB

Qualifiers:

- * Value exceeds maximum contaminant level
- BRL Below reporting limit
- H Holding times for preparation or analysis exceeded
- N Analyte not NELAC certified
- B Analyte detected in the associated method blank
- > Greater than Result value
- E Estimated (value above quantitation range)
- S Spike Recovery outside limits due to matrix
- Narr See case narrative
- NC Not confirmed
- < Less than Result value
- J Estimated value detected below Reporting Limit

Analytical Environmental Services, Inc **Date:** 5-Nov-18

Client:	Environmental Planning Specialists, Inc.	**Client Sample ID:**	18297-MW-48B
Project Name:	Rheem	**Collection Date:**	10/24/2018 9:05:00 AM
Lab ID:	1810P98-001	**Matrix:**	Groundwater

Analyses	Result	Reporting Limit	Qual	Units	BatchID	Dilution Factor	Date Analyzed	Analyst
TCL VOLATILE ORGANICS SW8260B				**(SW5030B)**				
Methylcyclohexane	BRL	5.0		ug/L	269516	1	10/30/2018 21:13	JB
Methylene chloride	BRL	5.0		ug/L	269516	1	10/30/2018 21:13	JB
o-Xylene	BRL	5.0		ug/L	269516	1	10/30/2018 21:13	JB
Styrene	BRL	5.0		ug/L	269516	1	10/30/2018 21:13	JB
Tetrachloroethene	BRL	5.0		ug/L	269516	1	10/30/2018 21:13	JB
Toluene	BRL	5.0		ug/L	269516	1	10/30/2018 21:13	JB
trans-1,2-Dichloroethene	44	5.0		ug/L	269516	1	10/30/2018 21:13	JB
trans-1,3-Dichloropropene	BRL	5.0		ug/L	269516	1	10/30/2018 21:13	JB
Trichloroethene	180	5.0		ug/L	269516	1	10/30/2018 21:13	JB
Trichlorofluoromethane	BRL	5.0		ug/L	269516	1	10/30/2018 21:13	JB
Vinyl chloride	5500	1000		ug/L	269516	500	10/29/2018 19:41	JB
Surr: 4-Bromofluorobenzene	94.7	68-127		%REC	269516	500	10/29/2018 19:41	JB
Surr: 4-Bromofluorobenzene	92.8	68-127		%REC	269516	1	10/30/2018 21:13	JB
Surr: Dibromofluoromethane	95.3	84.4-122		%REC	269516	500	10/29/2018 19:41	JB
Surr: Dibromofluoromethane	98.7	84.4-122		%REC	269516	1	10/30/2018 21:13	JB
Surr: Toluene-d8	93.2	80.1-116		%REC	269516	500	10/29/2018 19:41	JB
Surr: Toluene-d8	93.8	80.1-116		%REC	269516	1	10/30/2018 21:13	JB
GC Analysis of Gaseous Samples SOP-RSK 175				**(RSK175)**				
Ethane	9.5	9.0		ug/L	269380	1	10/30/2018 14:22	UH
Ethylene	1400	350		ug/L	269380	50	10/30/2018 15:11	UH
Methane	9300	200		ug/L	269380	50	10/30/2018 15:11	UH

Qualifiers:

*	Value exceeds maximum contaminant level	E	Estimated (value above quantitation range)
BRL	Below reporting limit	S	Spike Recovery outside limits due to matrix
H	Holding times for preparation or analysis exceeded	Narr	See case narrative
N	Analyte not NELAC certified	NC	Not confirmed
B	Analyte detected in the associated method blank	<	Less than Result value
>	Greater than Result value	J	Estimated value detected below Reporting Limit

Analytical Environmental Services, Inc **Date:** 5-Nov-18

Client:	Environmental Planning Specialists, Inc.	**Client Sample ID:**	18297-PZ-7
Project Name:	Rheem	**Collection Date:**	10/24/2018 9:35:00 AM
Lab ID:	1810P98-002	**Matrix:**	Groundwater

Analyses	Result	Reporting Limit	Qual	Units	BatchID	Dilution Factor	Date Analyzed	Analyst
Total Organic Carbon (TOC) SW9060A								
Organic Carbon, Total	21.7	1.00		mg/L	R383386	1	10/27/2018 15:38	SK
TCL VOLATILE ORGANICS SW8260B				**(SW5030B)**				
1,1,1-Trichloroethane	BRL	100		ug/L	269516	20	10/31/2018 07:48	JB
1,1,2,2-Tetrachloroethane	BRL	100		ug/L	269516	20	10/31/2018 07:48	JB
1,1,2-Trichloroethane	BRL	100		ug/L	269516	20	10/31/2018 07:48	JB
1,1-Dichloroethane	BRL	100		ug/L	269516	20	10/31/2018 07:48	JB
1,1-Dichloroethene	BRL	100		ug/L	269516	20	10/31/2018 07:48	JB
1,2,4-Trichlorobenzene	BRL	100		ug/L	269516	20	10/31/2018 07:48	JB
1,2-Dibromo-3-chloropropane	BRL	100		ug/L	269516	20	10/31/2018 07:48	JB
1,2-Dibromoethane	BRL	100		ug/L	269516	20	10/31/2018 07:48	JB
1,2-Dichlorobenzene	BRL	100		ug/L	269516	20	10/31/2018 07:48	JB
1,2-Dichloroethane	BRL	100		ug/L	269516	20	10/31/2018 07:48	JB
1,2-Dichloropropane	BRL	100		ug/L	269516	20	10/31/2018 07:48	JB
1,3-Dichlorobenzene	BRL	100		ug/L	269516	20	10/31/2018 07:48	JB
1,4-Dichlorobenzene	BRL	100		ug/L	269516	20	10/31/2018 07:48	JB
2-Butanone	BRL	1000		ug/L	269516	20	10/31/2018 07:48	JB
2-Hexanone	BRL	200		ug/L	269516	20	10/31/2018 07:48	JB
4-Methyl-2-pentanone	BRL	200		ug/L	269516	20	10/31/2018 07:48	JB
Acetone	BRL	1000		ug/L	269516	20	10/31/2018 07:48	JB
Benzene	BRL	100		ug/L	269516	20	10/31/2018 07:48	JB
Bromodichloromethane	BRL	100		ug/L	269516	20	10/31/2018 07:48	JB
Bromoform	BRL	100		ug/L	269516	20	10/31/2018 07:48	JB
Bromomethane	BRL	100		ug/L	269516	20	10/31/2018 07:48	JB
Carbon disulfide	BRL	100		ug/L	269516	20	10/31/2018 07:48	JB
Carbon tetrachloride	BRL	100		ug/L	269516	20	10/31/2018 07:48	JB
Chlorobenzene	BRL	100		ug/L	269516	20	10/31/2018 07:48	JB
Chloroethane	BRL	200		ug/L	269516	20	10/31/2018 07:48	JB
Chloroform	BRL	100		ug/L	269516	20	10/31/2018 07:48	JB
Chloromethane	BRL	200		ug/L	269516	20	10/31/2018 07:48	JB
cis-1,2-Dichloroethene	11000	500		ug/L	269516	100	10/30/2018 00:59	JB
cis-1,3-Dichloropropene	BRL	100		ug/L	269516	20	10/31/2018 07:48	JB
Cyclohexane	BRL	100		ug/L	269516	20	10/31/2018 07:48	JB
Dibromochloromethane	BRL	100		ug/L	269516	20	10/31/2018 07:48	JB
Dichlorodifluoromethane	BRL	200		ug/L	269516	20	10/31/2018 07:48	JB
Ethylbenzene	BRL	100		ug/L	269516	20	10/31/2018 07:48	JB
Freon-113	BRL	200		ug/L	269516	20	10/31/2018 07:48	JB
Isopropylbenzene	BRL	100		ug/L	269516	20	10/31/2018 07:48	JB
m,p-Xylene	BRL	100		ug/L	269516	20	10/31/2018 07:48	JB
Methyl acetate	BRL	100		ug/L	269516	20	10/31/2018 07:48	JB
Methyl tert-butyl ether	BRL	100		ug/L	269516	20	10/31/2018 07:48	JB

Qualifiers:

- * Value exceeds maximum contaminant level
- BRL Below reporting limit
- H Holding times for preparation or analysis exceeded
- N Analyte not NELAC certified
- B Analyte detected in the associated method blank
- > Greater than Result value
- E Estimated (value above quantitation range)
- S Spike Recovery outside limits due to matrix
- Narr See case narrative
- NC Not confirmed
- < Less than Result value
- J Estimated value detected below Reporting Limit

Analytical Environmental Services, Inc **Date:** 5-Nov-18

Client:	Environmental Planning Specialists, Inc.	**Client Sample ID:**	18297-PZ-7
Project Name:	Rheem	**Collection Date:**	10/24/2018 9:35:00 AM
Lab ID:	1810P98-002	**Matrix:**	Groundwater

Analyses	Result	Reporting Limit	Qual	Units	BatchID	Dilution Factor	Date Analyzed	Analyst
TCL VOLATILE ORGANICS SW8260B				**(SW5030B)**				
Methylcyclohexane	BRL	100		ug/L	269516	20	10/31/2018 07:48	JB
Methylene chloride	BRL	100		ug/L	269516	20	10/31/2018 07:48	JB
o-Xylene	BRL	100		ug/L	269516	20	10/31/2018 07:48	JB
Styrene	BRL	100		ug/L	269516	20	10/31/2018 07:48	JB
Tetrachloroethene	BRL	100		ug/L	269516	20	10/31/2018 07:48	JB
Toluene	BRL	100		ug/L	269516	20	10/31/2018 07:48	JB
trans-1,2-Dichloroethene	BRL	100		ug/L	269516	20	10/31/2018 07:48	JB
trans-1,3-Dichloropropene	BRL	100		ug/L	269516	20	10/31/2018 07:48	JB
Trichloroethene	BRL	100		ug/L	269516	20	10/31/2018 07:48	JB
Trichlorofluoromethane	BRL	100		ug/L	269516	20	10/31/2018 07:48	JB
Vinyl chloride	3100	200		ug/L	269516	100	10/30/2018 00:59	JB
Surr: 4-Bromofluorobenzene	92.8	68-127		%REC	269516	100	10/30/2018 00:59	JB
Surr: 4-Bromofluorobenzene	91.3	68-127		%REC	269516	20	10/31/2018 07:48	JB
Surr: Dibromofluoromethane	100	84.4-122		%REC	269516	100	10/30/2018 00:59	JB
Surr: Dibromofluoromethane	98.4	84.4-122		%REC	269516	20	10/31/2018 07:48	JB
Surr: Toluene-d8	96.4	80.1-116		%REC	269516	100	10/30/2018 00:59	JB
Surr: Toluene-d8	95.1	80.1-116		%REC	269516	20	10/31/2018 07:48	JB
GC Analysis of Gaseous Samples SOP-RSK 175				**(RSK175)**				
Ethane	BRL	9.0		ug/L	269380	1	10/30/2018 14:27	UH
Ethylene	470	180		ug/L	269380	25	10/30/2018 15:16	UH
Methane	4200	100		ug/L	269380	25	10/30/2018 15:16	UH

Qualifiers:

*	Value exceeds maximum contaminant level	E	Estimated (value above quantitation range)
BRL	Below reporting limit	S	Spike Recovery outside limits due to matrix
H	Holding times for preparation or analysis exceeded	Narr	See case narrative
N	Analyte not NELAC certified	NC	Not confirmed
B	Analyte detected in the associated method blank	<	Less than Result value
>	Greater than Result value	J	Estimated value detected below Reporting Limit

Analytical Environmental Services, Inc **Date:** 5-Nov-18

Client:	Environmental Planning Specialists, Inc.	**Client Sample ID:**	18296-MW-50B
Project Name:	Rheem	**Collection Date:**	10/23/2018 4:00:00 PM
Lab ID:	1810P98-003	**Matrix:**	Groundwater

Analyses	Result	Reporting Limit	Qual	Units	BatchID	Dilution Factor	Date Analyzed	Analyst
Total Organic Carbon (TOC) SW9060A								
Organic Carbon, Total	80.2	5.00		mg/L	R383386	5	10/29/2018 14:03	SK
TCL VOLATILE ORGANICS SW8260B				**(SW5030B)**				
1,1,1-Trichloroethane	BRL	5.0		ug/L	269516	1	10/31/2018 03:45	JB
1,1,2,2-Tetrachloroethane	BRL	5.0		ug/L	269516	1	10/31/2018 03:45	JB
1,1,2-Trichloroethane	13	5.0		ug/L	269516	1	10/31/2018 03:45	JB
1,1-Dichloroethane	BRL	5.0		ug/L	269516	1	10/31/2018 03:45	JB
1,1-Dichloroethene	12	5.0		ug/L	269516	1	10/31/2018 03:45	JB
1,2,4-Trichlorobenzene	BRL	5.0		ug/L	269516	1	10/31/2018 03:45	JB
1,2-Dibromo-3-chloropropane	BRL	5.0		ug/L	269516	1	10/31/2018 03:45	JB
1,2-Dibromoethane	BRL	5.0		ug/L	269516	1	10/31/2018 03:45	JB
1,2-Dichlorobenzene	BRL	5.0		ug/L	269516	1	10/31/2018 03:45	JB
1,2-Dichloroethane	BRL	5.0		ug/L	269516	1	10/31/2018 03:45	JB
1,2-Dichloropropane	BRL	5.0		ug/L	269516	1	10/31/2018 03:45	JB
1,3-Dichlorobenzene	BRL	5.0		ug/L	269516	1	10/31/2018 03:45	JB
1,4-Dichlorobenzene	BRL	5.0		ug/L	269516	1	10/31/2018 03:45	JB
2-Butanone	BRL	50		ug/L	269516	1	10/31/2018 03:45	JB
2-Hexanone	BRL	10		ug/L	269516	1	10/31/2018 03:45	JB
4-Methyl-2-pentanone	BRL	10		ug/L	269516	1	10/31/2018 03:45	JB
Acetone	BRL	50		ug/L	269516	1	10/31/2018 03:45	JB
Benzene	BRL	5.0		ug/L	269516	1	10/31/2018 03:45	JB
Bromodichloromethane	BRL	5.0		ug/L	269516	1	10/31/2018 03:45	JB
Bromoform	BRL	5.0		ug/L	269516	1	10/31/2018 03:45	JB
Bromomethane	BRL	5.0		ug/L	269516	1	10/31/2018 03:45	JB
Carbon disulfide	BRL	5.0		ug/L	269516	1	10/31/2018 03:45	JB
Carbon tetrachloride	BRL	5.0		ug/L	269516	1	10/31/2018 03:45	JB
Chlorobenzene	BRL	5.0		ug/L	269516	1	10/31/2018 03:45	JB
Chloroethane	BRL	10		ug/L	269516	1	10/31/2018 03:45	JB
Chloroform	BRL	5.0		ug/L	269516	1	10/31/2018 03:45	JB
Chloromethane	BRL	10		ug/L	269516	1	10/31/2018 03:45	JB
cis-1,2-Dichloroethene	8100	500		ug/L	269516	100	10/30/2018 01:24	JB
cis-1,3-Dichloropropene	BRL	5.0		ug/L	269516	1	10/31/2018 03:45	JB
Cyclohexane	BRL	5.0		ug/L	269516	1	10/31/2018 03:45	JB
Dibromochloromethane	BRL	5.0		ug/L	269516	1	10/31/2018 03:45	JB
Dichlorodifluoromethane	BRL	10		ug/L	269516	1	10/31/2018 03:45	JB
Ethylbenzene	BRL	5.0		ug/L	269516	1	10/31/2018 03:45	JB
Freon-113	BRL	10		ug/L	269516	1	10/31/2018 03:45	JB
Isopropylbenzene	BRL	5.0		ug/L	269516	1	10/31/2018 03:45	JB
m,p-Xylene	BRL	5.0		ug/L	269516	1	10/31/2018 03:45	JB
Methyl acetate	BRL	5.0		ug/L	269516	1	10/31/2018 03:45	JB
Methyl tert-butyl ether	BRL	5.0		ug/L	269516	1	10/31/2018 03:45	JB

Qualifiers:

- * Value exceeds maximum contaminant level
- BRL Below reporting limit
- H Holding times for preparation or analysis exceeded
- N Analyte not NELAC certified
- B Analyte detected in the associated method blank
- > Greater than Result value
- E Estimated (value above quantitation range)
- S Spike Recovery outside limits due to matrix
- Narr See case narrative
- NC Not confirmed
- < Less than Result value
- J Estimated value detected below Reporting Limit

Analytical Environmental Services, Inc **Date:** 5-Nov-18

Client:	Environmental Planning Specialists, Inc.	**Client Sample ID:**	18296-MW-50B
Project Name:	Rheem	**Collection Date:**	10/23/2018 4:00:00 PM
Lab ID:	1810P98-003	**Matrix:**	Groundwater

Analyses	Result	Reporting Limit	Qual	Units	BatchID	Dilution Factor	Date Analyzed	Analyst
TCL VOLATILE ORGANICS SW8260B				**(SW5030B)**				
Methylcyclohexane	BRL	5.0		ug/L	269516	1	10/31/2018 03:45	JB
Methylene chloride	BRL	5.0		ug/L	269516	1	10/31/2018 03:45	JB
o-Xylene	BRL	5.0		ug/L	269516	1	10/31/2018 03:45	JB
Styrene	BRL	5.0		ug/L	269516	1	10/31/2018 03:45	JB
Tetrachloroethene	BRL	5.0		ug/L	269516	1	10/31/2018 03:45	JB
Toluene	BRL	5.0		ug/L	269516	1	10/31/2018 03:45	JB
trans-1,2-Dichloroethene	50	5.0		ug/L	269516	1	10/31/2018 03:45	JB
trans-1,3-Dichloropropene	BRL	5.0		ug/L	269516	1	10/31/2018 03:45	JB
Trichloroethene	420	50		ug/L	269516	10	10/31/2018 04:09	JB
Trichlorofluoromethane	BRL	5.0		ug/L	269516	1	10/31/2018 03:45	JB
Vinyl chloride	3300	200		ug/L	269516	100	10/30/2018 01:24	JB
Surr: 4-Bromofluorobenzene	92.8	68-127		%REC	269516	1	10/31/2018 03:45	JB
Surr: 4-Bromofluorobenzene	93.1	68-127		%REC	269516	100	10/30/2018 01:24	JB
Surr: 4-Bromofluorobenzene	96.6	68-127		%REC	269516	10	10/31/2018 04:09	JB
Surr: Dibromofluoromethane	97.9	84.4-122		%REC	269516	100	10/30/2018 01:24	JB
Surr: Dibromofluoromethane	99.7	84.4-122		%REC	269516	1	10/31/2018 03:45	JB
Surr: Dibromofluoromethane	98.3	84.4-122		%REC	269516	10	10/31/2018 04:09	JB
Surr: Toluene-d8	92.5	80.1-116		%REC	269516	1	10/31/2018 03:45	JB
Surr: Toluene-d8	94.1	80.1-116		%REC	269516	10	10/31/2018 04:09	JB
Surr: Toluene-d8	94.6	80.1-116		%REC	269516	100	10/30/2018 01:24	JB
GC Analysis of Gaseous Samples SOP-RSK 175				**(RSK175)**				
Ethane	15	9.0		ug/L	269380	1	10/30/2018 14:32	UH
Ethylene	3100	140		ug/L	269380	20	10/30/2018 15:29	UH
Methane	1900	80		ug/L	269380	20	10/30/2018 15:29	UH

Qualifiers:

*	Value exceeds maximum contaminant level	E	Estimated (value above quantitation range)
BRL	Below reporting limit	S	Spike Recovery outside limits due to matrix
H	Holding times for preparation or analysis exceeded	Narr	See case narrative
N	Analyte not NELAC certified	NC	Not confirmed
B	Analyte detected in the associated method blank	<	Less than Result value
>	Greater than Result value	J	Estimated value detected below Reporting Limit

Analytical Environmental Services, Inc **Date:** 5-Nov-18

Client:	Environmental Planning Specialists, Inc.	**Client Sample ID:**	18297-MW-51C
Project Name:	Rheem	**Collection Date:**	10/24/2018 10:35:00 AM
Lab ID:	1810P98-004	**Matrix:**	Groundwater

Analyses	Result	Reporting Limit	Qual	Units	BatchID	Dilution Factor	Date Analyzed	Analyst
Total Organic Carbon (TOC) SW9060A								
Organic Carbon, Total	8.70	1.00		mg/L	R383386	1	10/27/2018 16:40	SK
TCL VOLATILE ORGANICS SW8260B				**(SW5030B)**				
1,1,1-Trichloroethane	BRL	250		ug/L	269516	50	10/31/2018 06:35	JB
1,1,2,2-Tetrachloroethane	BRL	250		ug/L	269516	50	10/31/2018 06:35	JB
1,1,2-Trichloroethane	BRL	250		ug/L	269516	50	10/31/2018 06:35	JB
1,1-Dichloroethane	BRL	250		ug/L	269516	50	10/31/2018 06:35	JB
1,1-Dichloroethene	BRL	250		ug/L	269516	50	10/31/2018 06:35	JB
1,2,4-Trichlorobenzene	BRL	250		ug/L	269516	50	10/31/2018 06:35	JB
1,2-Dibromo-3-chloropropane	BRL	250		ug/L	269516	50	10/31/2018 06:35	JB
1,2-Dibromoethane	BRL	250		ug/L	269516	50	10/31/2018 06:35	JB
1,2-Dichlorobenzene	BRL	250		ug/L	269516	50	10/31/2018 06:35	JB
1,2-Dichloroethane	BRL	250		ug/L	269516	50	10/31/2018 06:35	JB
1,2-Dichloropropane	BRL	250		ug/L	269516	50	10/31/2018 06:35	JB
1,3-Dichlorobenzene	BRL	250		ug/L	269516	50	10/31/2018 06:35	JB
1,4-Dichlorobenzene	BRL	250		ug/L	269516	50	10/31/2018 06:35	JB
2-Butanone	BRL	2500		ug/L	269516	50	10/31/2018 06:35	JB
2-Hexanone	BRL	500		ug/L	269516	50	10/31/2018 06:35	JB
4-Methyl-2-pentanone	BRL	500		ug/L	269516	50	10/31/2018 06:35	JB
Acetone	BRL	2500		ug/L	269516	50	10/31/2018 06:35	JB
Benzene	BRL	250		ug/L	269516	50	10/31/2018 06:35	JB
Bromodichloromethane	BRL	250		ug/L	269516	50	10/31/2018 06:35	JB
Bromoform	BRL	250		ug/L	269516	50	10/31/2018 06:35	JB
Bromomethane	BRL	250		ug/L	269516	50	10/31/2018 06:35	JB
Carbon disulfide	BRL	250		ug/L	269516	50	10/31/2018 06:35	JB
Carbon tetrachloride	BRL	250		ug/L	269516	50	10/31/2018 06:35	JB
Chlorobenzene	BRL	250		ug/L	269516	50	10/31/2018 06:35	JB
Chloroethane	BRL	500		ug/L	269516	50	10/31/2018 06:35	JB
Chloroform	BRL	250		ug/L	269516	50	10/31/2018 06:35	JB
Chloromethane	BRL	500		ug/L	269516	50	10/31/2018 06:35	JB
cis-1,2-Dichloroethene	540	250		ug/L	269516	50	10/31/2018 06:35	JB
cis-1,3-Dichloropropene	BRL	250		ug/L	269516	50	10/31/2018 06:35	JB
Cyclohexane	BRL	250		ug/L	269516	50	10/31/2018 06:35	JB
Dibromochloromethane	BRL	250		ug/L	269516	50	10/31/2018 06:35	JB
Dichlorodifluoromethane	BRL	500		ug/L	269516	50	10/31/2018 06:35	JB
Ethylbenzene	BRL	250		ug/L	269516	50	10/31/2018 06:35	JB
Freon-113	BRL	500		ug/L	269516	50	10/31/2018 06:35	JB
Isopropylbenzene	BRL	250		ug/L	269516	50	10/31/2018 06:35	JB
m,p-Xylene	BRL	250		ug/L	269516	50	10/31/2018 06:35	JB
Methyl acetate	BRL	250		ug/L	269516	50	10/31/2018 06:35	JB
Methyl tert-butyl ether	BRL	250		ug/L	269516	50	10/31/2018 06:35	JB

Qualifiers:

*	Value exceeds maximum contaminant level	E	Estimated (value above quantitation range)
BRL	Below reporting limit	S	Spike Recovery outside limits due to matrix
H	Holding times for preparation or analysis exceeded	Narr	See case narrative
N	Analyte not NELAC certified	NC	Not confirmed
B	Analyte detected in the associated method blank	<	Less than Result value
>	Greater than Result value	J	Estimated value detected below Reporting Limit

Analytical Environmental Services, Inc **Date:** 5-Nov-18

Client:	Environmental Planning Specialists, Inc.	**Client Sample ID:**	18297-MW-51C
Project Name:	Rheem	**Collection Date:**	10/24/2018 10:35:00 AM
Lab ID:	1810P98-004	**Matrix:**	Groundwater

Analyses	Result	Reporting Limit	Qual	Units	BatchID	Dilution Factor	Date Analyzed	Analyst
TCL VOLATILE ORGANICS SW8260B				**(SW5030B)**				
Methylcyclohexane	BRL	250		ug/L	269516	50	10/31/2018 06:35	JB
Methylene chloride	BRL	250		ug/L	269516	50	10/31/2018 06:35	JB
o-Xylene	BRL	250		ug/L	269516	50	10/31/2018 06:35	JB
Styrene	BRL	250		ug/L	269516	50	10/31/2018 06:35	JB
Tetrachloroethene	BRL	250		ug/L	269516	50	10/31/2018 06:35	JB
Toluene	BRL	250		ug/L	269516	50	10/31/2018 06:35	JB
trans-1,2-Dichloroethene	BRL	250		ug/L	269516	50	10/31/2018 06:35	JB
trans-1,3-Dichloropropene	BRL	250		ug/L	269516	50	10/31/2018 06:35	JB
Trichloroethene	66000	2500		ug/L	269516	500	10/29/2018 20:55	JB
Trichlorofluoromethane	BRL	250		ug/L	269516	50	10/31/2018 06:35	JB
Vinyl chloride	BRL	100		ug/L	269516	50	10/31/2018 06:35	JB
Surr: 4-Bromofluorobenzene	91.9	68-127		%REC	269516	500	10/29/2018 20:55	JB
Surr: 4-Bromofluorobenzene	92.4	68-127		%REC	269516	50	10/31/2018 06:35	JB
Surr: Dibromofluoromethane	95.7	84.4-122		%REC	269516	50	10/31/2018 06:35	JB
Surr: Dibromofluoromethane	97	84.4-122		%REC	269516	500	10/29/2018 20:55	JB
Surr: Toluene-d8	94.8	80.1-116		%REC	269516	50	10/31/2018 06:35	JB
Surr: Toluene-d8	96	80.1-116		%REC	269516	500	10/29/2018 20:55	JB
GC Analysis of Gaseous Samples SOP-RSK 175				**(RSK175)**				
Ethane	BRL	9.0		ug/L	269380	1	10/30/2018 14:38	UH
Ethylene	BRL	7.0		ug/L	269380	1	10/30/2018 14:38	UH
Methane	BRL	4.0		ug/L	269380	1	10/30/2018 14:38	UH

Qualifiers:

*	Value exceeds maximum contaminant level	E	Estimated (value above quantitation range)
BRL	Below reporting limit	S	Spike Recovery outside limits due to matrix
H	Holding times for preparation or analysis exceeded	Narr	See case narrative
N	Analyte not NELAC certified	NC	Not confirmed
B	Analyte detected in the associated method blank	<	Less than Result value
>	Greater than Result value	J	Estimated value detected below Reporting Limit

Analytical Environmental Services, Inc **Date:** 5-Nov-18

Client:	Environmental Planning Specialists, Inc.	**Client Sample ID:**	18297-MW-49A
Project Name:	Rheem	**Collection Date:**	10/24/2018 11:25:00 AM
Lab ID:	1810P98-005	**Matrix:**	Groundwater

Analyses	Result	Reporting Limit	Qual	Units	BatchID	Dilution Factor	Date Analyzed	Analyst
Total Organic Carbon (TOC) SW9060A								
Organic Carbon, Total	23.0	1.00		mg/L	R383386	1	10/27/2018 17:10	SK
TCL VOLATILE ORGANICS SW8260B				**(SW5030B)**				
1,1,1-Trichloroethane	BRL	500		ug/L	269516	100	10/30/2018 01:48	JB
1,1,2,2-Tetrachloroethane	BRL	500		ug/L	269516	100	10/30/2018 01:48	JB
1,1,2-Trichloroethane	BRL	500		ug/L	269516	100	10/30/2018 01:48	JB
1,1-Dichloroethane	BRL	500		ug/L	269516	100	10/30/2018 01:48	JB
1,1-Dichloroethene	BRL	500		ug/L	269516	100	10/30/2018 01:48	JB
1,2,4-Trichlorobenzene	BRL	500		ug/L	269516	100	10/30/2018 01:48	JB
1,2-Dibromo-3-chloropropane	BRL	500		ug/L	269516	100	10/30/2018 01:48	JB
1,2-Dibromoethane	BRL	500		ug/L	269516	100	10/30/2018 01:48	JB
1,2-Dichlorobenzene	BRL	500		ug/L	269516	100	10/30/2018 01:48	JB
1,2-Dichloroethane	BRL	500		ug/L	269516	100	10/30/2018 01:48	JB
1,2-Dichloropropane	BRL	500		ug/L	269516	100	10/30/2018 01:48	JB
1,3-Dichlorobenzene	BRL	500		ug/L	269516	100	10/30/2018 01:48	JB
1,4-Dichlorobenzene	BRL	500		ug/L	269516	100	10/30/2018 01:48	JB
2-Butanone	BRL	5000		ug/L	269516	100	10/30/2018 01:48	JB
2-Hexanone	BRL	1000		ug/L	269516	100	10/30/2018 01:48	JB
4-Methyl-2-pentanone	BRL	1000		ug/L	269516	100	10/30/2018 01:48	JB
Acetone	BRL	5000		ug/L	269516	100	10/30/2018 01:48	JB
Benzene	BRL	500		ug/L	269516	100	10/30/2018 01:48	JB
Bromodichloromethane	BRL	500		ug/L	269516	100	10/30/2018 01:48	JB
Bromoform	BRL	500		ug/L	269516	100	10/30/2018 01:48	JB
Bromomethane	BRL	500		ug/L	269516	100	10/30/2018 01:48	JB
Carbon disulfide	BRL	500		ug/L	269516	100	10/30/2018 01:48	JB
Carbon tetrachloride	BRL	500		ug/L	269516	100	10/30/2018 01:48	JB
Chlorobenzene	BRL	500		ug/L	269516	100	10/30/2018 01:48	JB
Chloroethane	BRL	1000		ug/L	269516	100	10/30/2018 01:48	JB
Chloroform	BRL	500		ug/L	269516	100	10/30/2018 01:48	JB
Chloromethane	BRL	1000		ug/L	269516	100	10/30/2018 01:48	JB
cis-1,2-Dichloroethene	27000	2500		ug/L	269516	500	10/31/2018 05:47	JB
cis-1,3-Dichloropropene	BRL	500		ug/L	269516	100	10/30/2018 01:48	JB
Cyclohexane	BRL	500		ug/L	269516	100	10/30/2018 01:48	JB
Dibromochloromethane	BRL	500		ug/L	269516	100	10/30/2018 01:48	JB
Dichlorodifluoromethane	BRL	1000		ug/L	269516	100	10/30/2018 01:48	JB
Ethylbenzene	BRL	500		ug/L	269516	100	10/30/2018 01:48	JB
Freon-113	BRL	1000		ug/L	269516	100	10/30/2018 01:48	JB
Isopropylbenzene	BRL	500		ug/L	269516	100	10/30/2018 01:48	JB
m,p-Xylene	BRL	500		ug/L	269516	100	10/30/2018 01:48	JB
Methyl acetate	BRL	500		ug/L	269516	100	10/30/2018 01:48	JB
Methyl tert-butyl ether	BRL	500		ug/L	269516	100	10/30/2018 01:48	JB

Qualifiers:

- * Value exceeds maximum contaminant level
- BRL Below reporting limit
- H Holding times for preparation or analysis exceeded
- N Analyte not NELAC certified
- B Analyte detected in the associated method blank
- > Greater than Result value
- E Estimated (value above quantitation range)
- S Spike Recovery outside limits due to matrix
- Narr See case narrative
- NC Not confirmed
- < Less than Result value
- J Estimated value detected below Reporting Limit

Analytical Environmental Services, Inc **Date:** 5-Nov-18

Client:	Environmental Planning Specialists, Inc.	**Client Sample ID:**	18297-MW-49A
Project Name:	Rheem	**Collection Date:**	10/24/2018 11:25:00 AM
Lab ID:	1810P98-005	**Matrix:**	Groundwater

Analyses	Result	Reporting Limit	Qual	Units	BatchID	Dilution Factor	Date Analyzed	Analyst
TCL VOLATILE ORGANICS SW8260B				**(SW5030B)**				
Methylcyclohexane	BRL	500		ug/L	269516	100	10/30/2018 01:48	JB
Methylene chloride	BRL	500		ug/L	269516	100	10/30/2018 01:48	JB
o-Xylene	BRL	500		ug/L	269516	100	10/30/2018 01:48	JB
Styrene	BRL	500		ug/L	269516	100	10/30/2018 01:48	JB
Tetrachloroethene	BRL	500		ug/L	269516	100	10/30/2018 01:48	JB
Toluene	BRL	500		ug/L	269516	100	10/30/2018 01:48	JB
trans-1,2-Dichloroethene	BRL	500		ug/L	269516	100	10/30/2018 01:48	JB
trans-1,3-Dichloropropene	BRL	500		ug/L	269516	100	10/30/2018 01:48	JB
Trichloroethene	10000	500		ug/L	269516	100	10/30/2018 01:48	JB
Trichlorofluoromethane	BRL	500		ug/L	269516	100	10/30/2018 01:48	JB
Vinyl chloride	7900	200		ug/L	269516	100	10/30/2018 01:48	JB
Surr: 4-Bromofluorobenzene	94.6	68-127		%REC	269516	500	10/31/2018 05:47	JB
Surr: 4-Bromofluorobenzene	91.3	68-127		%REC	269516	100	10/30/2018 01:48	JB
Surr: Dibromofluoromethane	97.7	84.4-122		%REC	269516	500	10/31/2018 05:47	JB
Surr: Dibromofluoromethane	97.9	84.4-122		%REC	269516	100	10/30/2018 01:48	JB
Surr: Toluene-d8	94.9	80.1-116		%REC	269516	500	10/31/2018 05:47	JB
Surr: Toluene-d8	95.8	80.1-116		%REC	269516	100	10/30/2018 01:48	JB
GC Analysis of Gaseous Samples SOP-RSK 175				**(RSK175)**				
Ethane	BRL	9.0		ug/L	269380	1	10/30/2018 14:46	UH
Ethylene	1400	140		ug/L	269380	20	10/30/2018 15:36	UH
Methane	2200	80		ug/L	269380	20	10/30/2018 15:36	UH

Qualifiers:

*	Value exceeds maximum contaminant level	E	Estimated (value above quantitation range)
BRL	Below reporting limit	S	Spike Recovery outside limits due to matrix
H	Holding times for preparation or analysis exceeded	Narr	See case narrative
N	Analyte not NELAC certified	NC	Not confirmed
B	Analyte detected in the associated method blank	<	Less than Result value
>	Greater than Result value	J	Estimated value detected below Reporting Limit

Analytical Environmental Services, Inc **Date:** 5-Nov-18

Client:	Environmental Planning Specialists, Inc.	**Client Sample ID:**	18297-MW-DUP
Project Name:	Rheem	**Collection Date:**	10/24/2018 12:00:00 PM
Lab ID:	1810P98-006	**Matrix:**	Groundwater

Analyses	Result	Reporting Limit	Qual	Units	BatchID	Dilution Factor	Date Analyzed	Analyst
Total Organic Carbon (TOC) SW9060A								
Organic Carbon, Total	23.7	1.00		mg/L	R383386	1	10/27/2018 17:38	SK
TCL VOLATILE ORGANICS SW8260B				**(SW5030B)**				
1,1,1-Trichloroethane	BRL	250		ug/L	269516	50	10/31/2018 06:11	JB
1,1,2,2-Tetrachloroethane	BRL	250		ug/L	269516	50	10/31/2018 06:11	JB
1,1,2-Trichloroethane	BRL	250		ug/L	269516	50	10/31/2018 06:11	JB
1,1-Dichloroethane	BRL	250		ug/L	269516	50	10/31/2018 06:11	JB
1,1-Dichloroethene	BRL	250		ug/L	269516	50	10/31/2018 06:11	JB
1,2,4-Trichlorobenzene	BRL	250		ug/L	269516	50	10/31/2018 06:11	JB
1,2-Dibromo-3-chloropropane	BRL	250		ug/L	269516	50	10/31/2018 06:11	JB
1,2-Dibromoethane	BRL	250		ug/L	269516	50	10/31/2018 06:11	JB
1,2-Dichlorobenzene	BRL	250		ug/L	269516	50	10/31/2018 06:11	JB
1,2-Dichloroethane	BRL	250		ug/L	269516	50	10/31/2018 06:11	JB
1,2-Dichloropropane	BRL	250		ug/L	269516	50	10/31/2018 06:11	JB
1,3-Dichlorobenzene	BRL	250		ug/L	269516	50	10/31/2018 06:11	JB
1,4-Dichlorobenzene	BRL	250		ug/L	269516	50	10/31/2018 06:11	JB
2-Butanone	BRL	2500		ug/L	269516	50	10/31/2018 06:11	JB
2-Hexanone	BRL	500		ug/L	269516	50	10/31/2018 06:11	JB
4-Methyl-2-pentanone	BRL	500		ug/L	269516	50	10/31/2018 06:11	JB
Acetone	BRL	2500		ug/L	269516	50	10/31/2018 06:11	JB
Benzene	BRL	250		ug/L	269516	50	10/31/2018 06:11	JB
Bromodichloromethane	BRL	250		ug/L	269516	50	10/31/2018 06:11	JB
Bromoform	BRL	250		ug/L	269516	50	10/31/2018 06:11	JB
Bromomethane	BRL	250		ug/L	269516	50	10/31/2018 06:11	JB
Carbon disulfide	BRL	250		ug/L	269516	50	10/31/2018 06:11	JB
Carbon tetrachloride	BRL	250		ug/L	269516	50	10/31/2018 06:11	JB
Chlorobenzene	BRL	250		ug/L	269516	50	10/31/2018 06:11	JB
Chloroethane	BRL	500		ug/L	269516	50	10/31/2018 06:11	JB
Chloroform	BRL	250		ug/L	269516	50	10/31/2018 06:11	JB
Chloromethane	BRL	500		ug/L	269516	50	10/31/2018 06:11	JB
cis-1,2-Dichloroethene	26000	2500		ug/L	269516	500	10/29/2018 21:19	JB
cis-1,3-Dichloropropene	BRL	250		ug/L	269516	50	10/31/2018 06:11	JB
Cyclohexane	BRL	250		ug/L	269516	50	10/31/2018 06:11	JB
Dibromochloromethane	BRL	250		ug/L	269516	50	10/31/2018 06:11	JB
Dichlorodifluoromethane	BRL	500		ug/L	269516	50	10/31/2018 06:11	JB
Ethylbenzene	BRL	250		ug/L	269516	50	10/31/2018 06:11	JB
Freon-113	BRL	500		ug/L	269516	50	10/31/2018 06:11	JB
Isopropylbenzene	BRL	250		ug/L	269516	50	10/31/2018 06:11	JB
m,p-Xylene	BRL	250		ug/L	269516	50	10/31/2018 06:11	JB
Methyl acetate	BRL	250		ug/L	269516	50	10/31/2018 06:11	JB
Methyl tert-butyl ether	BRL	250		ug/L	269516	50	10/31/2018 06:11	JB

Qualifiers:

- * Value exceeds maximum contaminant level
- BRL Below reporting limit
- H Holding times for preparation or analysis exceeded
- N Analyte not NELAC certified
- B Analyte detected in the associated method blank
- > Greater than Result value
- E Estimated (value above quantitation range)
- S Spike Recovery outside limits due to matrix
- Narr See case narrative
- NC Not confirmed
- < Less than Result value
- J Estimated value detected below Reporting Limit

Analytical Environmental Services, Inc **Date:** 5-Nov-18

Client:	Environmental Planning Specialists, Inc.	**Client Sample ID:**	18297-MW-DUP
Project Name:	Rheem	**Collection Date:**	10/24/2018 12:00:00 PM
Lab ID:	1810P98-006	**Matrix:**	Groundwater

Analyses	Result	Reporting Limit	Qual	Units	BatchID	Dilution Factor	Date Analyzed	Analyst
TCL VOLATILE ORGANICS SW8260B				**(SW5030B)**				
Methylcyclohexane	BRL	250		ug/L	269516	50	10/31/2018 06:11	JB
Methylene chloride	BRL	250		ug/L	269516	50	10/31/2018 06:11	JB
o-Xylene	BRL	250		ug/L	269516	50	10/31/2018 06:11	JB
Styrene	BRL	250		ug/L	269516	50	10/31/2018 06:11	JB
Tetrachloroethene	BRL	250		ug/L	269516	50	10/31/2018 06:11	JB
Toluene	BRL	250		ug/L	269516	50	10/31/2018 06:11	JB
trans-1,2-Dichloroethene	BRL	250		ug/L	269516	50	10/31/2018 06:11	JB
trans-1,3-Dichloropropene	BRL	250		ug/L	269516	50	10/31/2018 06:11	JB
Trichloroethene	9900	2500		ug/L	269516	500	10/29/2018 21:19	JB
Trichlorofluoromethane	BRL	250		ug/L	269516	50	10/31/2018 06:11	JB
Vinyl chloride	7900	1000		ug/L	269516	500	10/29/2018 21:19	JB
Surr: 4-Bromofluorobenzene	91.2	68-127		%REC	269516	50	10/31/2018 06:11	JB
Surr: 4-Bromofluorobenzene	93.4	68-127		%REC	269516	500	10/29/2018 21:19	JB
Surr: Dibromofluoromethane	96.3	84.4-122		%REC	269516	500	10/29/2018 21:19	JB
Surr: Dibromofluoromethane	96.6	84.4-122		%REC	269516	50	10/31/2018 06:11	JB
Surr: Toluene-d8	95.2	80.1-116		%REC	269516	50	10/31/2018 06:11	JB
Surr: Toluene-d8	95.5	80.1-116		%REC	269516	500	10/29/2018 21:19	JB
GC Analysis of Gaseous Samples SOP-RSK 175				**(RSK175)**				
Ethane	BRL	9.0		ug/L	269380	1	10/30/2018 14:52	UH
Ethylene	1400	140		ug/L	269380	20	10/30/2018 15:41	UH
Methane	2200	80		ug/L	269380	20	10/30/2018 15:41	UH

Qualifiers:

*	Value exceeds maximum contaminant level	E	Estimated (value above quantitation range)
BRL	Below reporting limit	S	Spike Recovery outside limits due to matrix
H	Holding times for preparation or analysis exceeded	Narr	See case narrative
N	Analyte not NELAC certified	NC	Not confirmed
B	Analyte detected in the associated method blank	<	Less than Result value
>	Greater than Result value	J	Estimated value detected below Reporting Limit

Analytical Environmental Services, Inc **Date:** 5-Nov-18

Client:	Environmental Planning Specialists, Inc.	**Client Sample ID:**	18297-MW-3A
Project Name:	Rheem	**Collection Date:**	10/24/2018 12:35:00 PM
Lab ID:	1810P98-007	**Matrix:**	Groundwater

Analyses	Result	Reporting Limit	Qual	Units	BatchID	Dilution Factor	Date Analyzed	Analyst
Total Organic Carbon (TOC) SW9060A								
Organic Carbon, Total	12.7	1.00		mg/L	R383386	1	10/27/2018 18:06	SK
TCL VOLATILE ORGANICS SW8260B				**(SW5030B)**				
1,1,1-Trichloroethane	BRL	250		ug/L	269516	50	10/31/2018 07:00	JB
1,1,2,2-Tetrachloroethane	BRL	250		ug/L	269516	50	10/31/2018 07:00	JB
1,1,2-Trichloroethane	BRL	250		ug/L	269516	50	10/31/2018 07:00	JB
1,1-Dichloroethane	BRL	250		ug/L	269516	50	10/31/2018 07:00	JB
1,1-Dichloroethene	BRL	250		ug/L	269516	50	10/31/2018 07:00	JB
1,2,4-Trichlorobenzene	BRL	250		ug/L	269516	50	10/31/2018 07:00	JB
1,2-Dibromo-3-chloropropane	BRL	250		ug/L	269516	50	10/31/2018 07:00	JB
1,2-Dibromoethane	BRL	250		ug/L	269516	50	10/31/2018 07:00	JB
1,2-Dichlorobenzene	BRL	250		ug/L	269516	50	10/31/2018 07:00	JB
1,2-Dichloroethane	BRL	250		ug/L	269516	50	10/31/2018 07:00	JB
1,2-Dichloropropane	BRL	250		ug/L	269516	50	10/31/2018 07:00	JB
1,3-Dichlorobenzene	BRL	250		ug/L	269516	50	10/31/2018 07:00	JB
1,4-Dichlorobenzene	BRL	250		ug/L	269516	50	10/31/2018 07:00	JB
2-Butanone	BRL	2500		ug/L	269516	50	10/31/2018 07:00	JB
2-Hexanone	BRL	500		ug/L	269516	50	10/31/2018 07:00	JB
4-Methyl-2-pentanone	BRL	500		ug/L	269516	50	10/31/2018 07:00	JB
Acetone	BRL	2500		ug/L	269516	50	10/31/2018 07:00	JB
Benzene	BRL	250		ug/L	269516	50	10/31/2018 07:00	JB
Bromodichloromethane	BRL	250		ug/L	269516	50	10/31/2018 07:00	JB
Bromoform	BRL	250		ug/L	269516	50	10/31/2018 07:00	JB
Bromomethane	BRL	250		ug/L	269516	50	10/31/2018 07:00	JB
Carbon disulfide	BRL	250		ug/L	269516	50	10/31/2018 07:00	JB
Carbon tetrachloride	BRL	250		ug/L	269516	50	10/31/2018 07:00	JB
Chlorobenzene	BRL	250		ug/L	269516	50	10/31/2018 07:00	JB
Chloroethane	BRL	500		ug/L	269516	50	10/31/2018 07:00	JB
Chloroform	BRL	250		ug/L	269516	50	10/31/2018 07:00	JB
Chloromethane	BRL	500		ug/L	269516	50	10/31/2018 07:00	JB
cis-1,2-Dichloroethene	8800	2500		ug/L	269516	500	10/29/2018 23:21	JB
cis-1,3-Dichloropropene	BRL	250		ug/L	269516	50	10/31/2018 07:00	JB
Cyclohexane	BRL	250		ug/L	269516	50	10/31/2018 07:00	JB
Dibromochloromethane	BRL	250		ug/L	269516	50	10/31/2018 07:00	JB
Dichlorodifluoromethane	BRL	500		ug/L	269516	50	10/31/2018 07:00	JB
Ethylbenzene	BRL	250		ug/L	269516	50	10/31/2018 07:00	JB
Freon-113	BRL	500		ug/L	269516	50	10/31/2018 07:00	JB
Isopropylbenzene	BRL	250		ug/L	269516	50	10/31/2018 07:00	JB
m,p-Xylene	BRL	250		ug/L	269516	50	10/31/2018 07:00	JB
Methyl acetate	BRL	250		ug/L	269516	50	10/31/2018 07:00	JB
Methyl tert-butyl ether	BRL	250		ug/L	269516	50	10/31/2018 07:00	JB

Qualifiers:

- * Value exceeds maximum contaminant level
- BRL Below reporting limit
- H Holding times for preparation or analysis exceeded
- N Analyte not NELAC certified
- B Analyte detected in the associated method blank
- > Greater than Result value
- E Estimated (value above quantitation range)
- S Spike Recovery outside limits due to matrix
- Narr See case narrative
- NC Not confirmed
- < Less than Result value
- J Estimated value detected below Reporting Limit

Analytical Environmental Services, Inc **Date:** 5-Nov-18

Client:	Environmental Planning Specialists, Inc.	**Client Sample ID:**	18297-MW-3A
Project Name:	Rheem	**Collection Date:**	10/24/2018 12:35:00 PM
Lab ID:	1810P98-007	**Matrix:**	Groundwater

Analyses	Result	Reporting Limit	Qual	Units	BatchID	Dilution Factor	Date Analyzed	Analyst
TCL VOLATILE ORGANICS SW8260B				**(SW5030B)**				
Methylcyclohexane	BRL	250		ug/L	269516	50	10/31/2018 07:00	JB
Methylene chloride	BRL	250		ug/L	269516	50	10/31/2018 07:00	JB
o-Xylene	BRL	250		ug/L	269516	50	10/31/2018 07:00	JB
Styrene	BRL	250		ug/L	269516	50	10/31/2018 07:00	JB
Tetrachloroethene	BRL	250		ug/L	269516	50	10/31/2018 07:00	JB
Toluene	BRL	250		ug/L	269516	50	10/31/2018 07:00	JB
trans-1,2-Dichloroethene	BRL	250		ug/L	269516	50	10/31/2018 07:00	JB
trans-1,3-Dichloropropene	BRL	250		ug/L	269516	50	10/31/2018 07:00	JB
Trichloroethene	39000	2500		ug/L	269516	500	10/29/2018 23:21	JB
Trichlorofluoromethane	BRL	250		ug/L	269516	50	10/31/2018 07:00	JB
Vinyl chloride	BRL	100		ug/L	269516	50	10/31/2018 07:00	JB
Surr: 4-Bromofluorobenzene	92.2	68-127		%REC	269516	50	10/31/2018 07:00	JB
Surr: 4-Bromofluorobenzene	92.9	68-127		%REC	269516	500	10/29/2018 23:21	JB
Surr: Dibromofluoromethane	97	84.4-122		%REC	269516	500	10/29/2018 23:21	JB
Surr: Dibromofluoromethane	97.6	84.4-122		%REC	269516	50	10/31/2018 07:00	JB
Surr: Toluene-d8	94.6	80.1-116		%REC	269516	50	10/31/2018 07:00	JB
Surr: Toluene-d8	96.6	80.1-116		%REC	269516	500	10/29/2018 23:21	JB
GC Analysis of Gaseous Samples SOP-RSK 175				**(RSK175)**				
Ethane	BRL	9.0		ug/L	269380	1	10/30/2018 15:06	UH
Ethylene	BRL	7.0		ug/L	269380	1	10/30/2018 15:06	UH
Methane	5.5	4.0		ug/L	269380	1	10/30/2018 15:06	UH

Qualifiers:

*	Value exceeds maximum contaminant level	E	Estimated (value above quantitation range)
BRL	Below reporting limit	S	Spike Recovery outside limits due to matrix
H	Holding times for preparation or analysis exceeded	Narr	See case narrative
N	Analyte not NELAC certified	NC	Not confirmed
B	Analyte detected in the associated method blank	<	Less than Result value
>	Greater than Result value	J	Estimated value detected below Reporting Limit

Analytical Environmental Services, Inc **Date:** 5-Nov-18

Client:	Environmental Planning Specialists, Inc.	**Client Sample ID:**	18297-PZ-5
Project Name:	Rheem	**Collection Date:**	10/24/2018 2:50:00 PM
Lab ID:	1810P98-008	**Matrix:**	Groundwater

Analyses	Result	Reporting Limit	Qual	Units	BatchID	Dilution Factor	Date Analyzed	Analyst
Total Organic Carbon (TOC) SW9060A								
Organic Carbon, Total	18.2	1.00		mg/L	R383386	1	10/27/2018 19:59	SK
TCL VOLATILE ORGANICS SW8260B				**(SW5030B)**				
1,1,1-Trichloroethane	BRL	500		ug/L	269516	100	11/02/2018 18:06	JE
1,1,2,2-Tetrachloroethane	BRL	500		ug/L	269516	100	11/02/2018 18:06	JE
1,1,2-Trichloroethane	BRL	500		ug/L	269516	100	11/02/2018 18:06	JE
1,1-Dichloroethane	BRL	500		ug/L	269516	100	11/02/2018 18:06	JE
1,1-Dichloroethene	BRL	500		ug/L	269516	100	11/02/2018 18:06	JE
1,2,4-Trichlorobenzene	BRL	500		ug/L	269516	100	11/02/2018 18:06	JE
1,2-Dibromo-3-chloropropane	BRL	500		ug/L	269516	100	11/02/2018 18:06	JE
1,2-Dibromoethane	BRL	500		ug/L	269516	100	11/02/2018 18:06	JE
1,2-Dichlorobenzene	BRL	500		ug/L	269516	100	11/02/2018 18:06	JE
1,2-Dichloroethane	BRL	500		ug/L	269516	100	11/02/2018 18:06	JE
1,2-Dichloropropane	BRL	500		ug/L	269516	100	11/02/2018 18:06	JE
1,3-Dichlorobenzene	BRL	500		ug/L	269516	100	11/02/2018 18:06	JE
1,4-Dichlorobenzene	BRL	500		ug/L	269516	100	11/02/2018 18:06	JE
2-Butanone	BRL	5000		ug/L	269516	100	11/02/2018 18:06	JE
2-Hexanone	BRL	1000		ug/L	269516	100	11/02/2018 18:06	JE
4-Methyl-2-pentanone	BRL	1000		ug/L	269516	100	11/02/2018 18:06	JE
Acetone	BRL	5000		ug/L	269516	100	11/02/2018 18:06	JE
Benzene	BRL	500		ug/L	269516	100	11/02/2018 18:06	JE
Bromodichloromethane	BRL	500		ug/L	269516	100	11/02/2018 18:06	JE
Bromoform	BRL	500		ug/L	269516	100	11/02/2018 18:06	JE
Bromomethane	BRL	500		ug/L	269516	100	11/02/2018 18:06	JE
Carbon disulfide	BRL	500		ug/L	269516	100	11/02/2018 18:06	JE
Carbon tetrachloride	BRL	500		ug/L	269516	100	11/02/2018 18:06	JE
Chlorobenzene	BRL	500		ug/L	269516	100	11/02/2018 18:06	JE
Chloroethane	BRL	1000		ug/L	269516	100	11/02/2018 18:06	JE
Chloroform	BRL	500		ug/L	269516	100	11/02/2018 18:06	JE
Chloromethane	BRL	1000		ug/L	269516	100	11/02/2018 18:06	JE
cis-1,2-Dichloroethene	12000	2500		ug/L	269516	500	10/29/2018 23:45	JB
cis-1,3-Dichloropropene	BRL	500		ug/L	269516	100	11/02/2018 18:06	JE
Cyclohexane	BRL	500		ug/L	269516	100	11/02/2018 18:06	JE
Dibromochloromethane	BRL	500		ug/L	269516	100	11/02/2018 18:06	JE
Dichlorodifluoromethane	BRL	1000		ug/L	269516	100	11/02/2018 18:06	JE
Ethylbenzene	BRL	500		ug/L	269516	100	11/02/2018 18:06	JE
Freon-113	BRL	1000		ug/L	269516	100	11/02/2018 18:06	JE
Isopropylbenzene	BRL	500		ug/L	269516	100	11/02/2018 18:06	JE
m,p-Xylene	BRL	500		ug/L	269516	100	11/02/2018 18:06	JE
Methyl acetate	BRL	500		ug/L	269516	100	11/02/2018 18:06	JE
Methyl tert-butyl ether	BRL	500		ug/L	269516	100	11/02/2018 18:06	JE

Qualifiers:

- * Value exceeds maximum contaminant level
- BRL Below reporting limit
- H Holding times for preparation or analysis exceeded
- N Analyte not NELAC certified
- B Analyte detected in the associated method blank
- > Greater than Result value
- E Estimated (value above quantitation range)
- S Spike Recovery outside limits due to matrix
- Narr See case narrative
- NC Not confirmed
- < Less than Result value
- J Estimated value detected below Reporting Limit

Analytical Environmental Services, Inc **Date:** 5-Nov-18

Client:	Environmental Planning Specialists, Inc.	**Client Sample ID:**	18297-PZ-5
Project Name:	Rheem	**Collection Date:**	10/24/2018 2:50:00 PM
Lab ID:	1810P98-008	**Matrix:**	Groundwater

Analyses	Result	Reporting Limit	Qual	Units	BatchID	Dilution Factor	Date Analyzed	Analyst
TCL VOLATILE ORGANICS SW8260B				**(SW5030B)**				
Methylcyclohexane	BRL	500		ug/L	269516	100	11/02/2018 18:06	JE
Methylene chloride	BRL	500		ug/L	269516	100	11/02/2018 18:06	JE
o-Xylene	BRL	500		ug/L	269516	100	11/02/2018 18:06	JE
Styrene	BRL	500		ug/L	269516	100	11/02/2018 18:06	JE
Tetrachloroethene	BRL	500		ug/L	269516	100	11/02/2018 18:06	JE
Toluene	BRL	500		ug/L	269516	100	11/02/2018 18:06	JE
trans-1,2-Dichloroethene	BRL	500		ug/L	269516	100	11/02/2018 18:06	JE
trans-1,3-Dichloropropene	BRL	500		ug/L	269516	100	11/02/2018 18:06	JE
Trichloroethene	61000	2500		ug/L	269516	500	10/29/2018 23:45	JB
Trichlorofluoromethane	BRL	500		ug/L	269516	100	11/02/2018 18:06	JE
Vinyl chloride	BRL	200		ug/L	269516	100	11/02/2018 18:06	JE
Surr: 4-Bromofluorobenzene	92.7	68-127		%REC	269516	500	10/29/2018 23:45	JB
Surr: 4-Bromofluorobenzene	89.7	68-127		%REC	269516	100	11/02/2018 18:06	JE
Surr: Dibromofluoromethane	96.9	84.4-122		%REC	269516	500	10/29/2018 23:45	JB
Surr: Dibromofluoromethane	107	84.4-122		%REC	269516	100	11/02/2018 18:06	JE
Surr: Toluene-d8	94.4	80.1-116		%REC	269516	500	10/29/2018 23:45	JB
Surr: Toluene-d8	89.3	80.1-116		%REC	269516	100	11/02/2018 18:06	JE
GC Analysis of Gaseous Samples SOP-RSK 175				**(RSK175)**				
Ethane	BRL	9.0		ug/L	269569	1	10/31/2018 11:26	UH
Ethylene	BRL	7.0		ug/L	269569	1	10/31/2018 11:26	UH
Methane	26	4.0		ug/L	269569	1	10/31/2018 11:26	UH

Qualifiers:

*	Value exceeds maximum contaminant level	E	Estimated (value above quantitation range)
BRL	Below reporting limit	S	Spike Recovery outside limits due to matrix
H	Holding times for preparation or analysis exceeded	Narr	See case narrative
N	Analyte not NELAC certified	NC	Not confirmed
B	Analyte detected in the associated method blank	<	Less than Result value
>	Greater than Result value	J	Estimated value detected below Reporting Limit

Analytical Environmental Services, Inc **Date:** 5-Nov-18

Client:	Environmental Planning Specialists, Inc.	**Client Sample ID:**	18297-MW-5
Project Name:	Rheem	**Collection Date:**	10/24/2018 3:35:00 PM
Lab ID:	1810P98-009	**Matrix:**	Groundwater

Analyses	Result	Reporting Limit	Qual	Units	BatchID	Dilution Factor	Date Analyzed	Analyst
Total Organic Carbon (TOC) SW9060A								
Organic Carbon, Total	13.6	1.00		mg/L	R383386	1	10/27/2018 20:27	SK
TCL VOLATILE ORGANICS SW8260B				**(SW5030B)**				
1,1,1-Trichloroethane	BRL	2500		ug/L	269516	500	10/30/2018 00:10	JB
1,1,2,2-Tetrachloroethane	BRL	2500		ug/L	269516	500	10/30/2018 00:10	JB
1,1,2-Trichloroethane	BRL	2500		ug/L	269516	500	10/30/2018 00:10	JB
1,1-Dichloroethane	BRL	2500		ug/L	269516	500	10/30/2018 00:10	JB
1,1-Dichloroethene	BRL	2500		ug/L	269516	500	10/30/2018 00:10	JB
1,2,4-Trichlorobenzene	BRL	2500		ug/L	269516	500	10/30/2018 00:10	JB
1,2-Dibromo-3-chloropropane	BRL	2500		ug/L	269516	500	10/30/2018 00:10	JB
1,2-Dibromoethane	BRL	2500		ug/L	269516	500	10/30/2018 00:10	JB
1,2-Dichlorobenzene	BRL	2500		ug/L	269516	500	10/30/2018 00:10	JB
1,2-Dichloroethane	BRL	2500		ug/L	269516	500	10/30/2018 00:10	JB
1,2-Dichloropropane	BRL	2500		ug/L	269516	500	10/30/2018 00:10	JB
1,3-Dichlorobenzene	BRL	2500		ug/L	269516	500	10/30/2018 00:10	JB
1,4-Dichlorobenzene	BRL	2500		ug/L	269516	500	10/30/2018 00:10	JB
2-Butanone	BRL	25000		ug/L	269516	500	10/30/2018 00:10	JB
2-Hexanone	BRL	5000		ug/L	269516	500	10/30/2018 00:10	JB
4-Methyl-2-pentanone	BRL	5000		ug/L	269516	500	10/30/2018 00:10	JB
Acetone	BRL	25000		ug/L	269516	500	10/30/2018 00:10	JB
Benzene	BRL	2500		ug/L	269516	500	10/30/2018 00:10	JB
Bromodichloromethane	BRL	2500		ug/L	269516	500	10/30/2018 00:10	JB
Bromoform	BRL	2500		ug/L	269516	500	10/30/2018 00:10	JB
Bromomethane	BRL	2500		ug/L	269516	500	10/30/2018 00:10	JB
Carbon disulfide	BRL	2500		ug/L	269516	500	10/30/2018 00:10	JB
Carbon tetrachloride	BRL	2500		ug/L	269516	500	10/30/2018 00:10	JB
Chlorobenzene	BRL	2500		ug/L	269516	500	10/30/2018 00:10	JB
Chloroethane	BRL	5000		ug/L	269516	500	10/30/2018 00:10	JB
Chloroform	BRL	2500		ug/L	269516	500	10/30/2018 00:10	JB
Chloromethane	BRL	5000		ug/L	269516	500	10/30/2018 00:10	JB
cis-1,2-Dichloroethene	3700	2500		ug/L	269516	500	10/30/2018 00:10	JB
cis-1,3-Dichloropropene	BRL	2500		ug/L	269516	500	10/30/2018 00:10	JB
Cyclohexane	BRL	2500		ug/L	269516	500	10/30/2018 00:10	JB
Dibromochloromethane	BRL	2500		ug/L	269516	500	10/30/2018 00:10	JB
Dichlorodifluoromethane	BRL	5000		ug/L	269516	500	10/30/2018 00:10	JB
Ethylbenzene	BRL	2500		ug/L	269516	500	10/30/2018 00:10	JB
Freon-113	BRL	5000		ug/L	269516	500	10/30/2018 00:10	JB
Isopropylbenzene	BRL	2500		ug/L	269516	500	10/30/2018 00:10	JB
m,p-Xylene	BRL	2500		ug/L	269516	500	10/30/2018 00:10	JB
Methyl acetate	BRL	2500		ug/L	269516	500	10/30/2018 00:10	JB
Methyl tert-butyl ether	BRL	2500		ug/L	269516	500	10/30/2018 00:10	JB

Qualifiers:

*	Value exceeds maximum contaminant level	E	Estimated (value above quantitation range)
BRL	Below reporting limit	S	Spike Recovery outside limits due to matrix
H	Holding times for preparation or analysis exceeded	Narr	See case narrative
N	Analyte not NELAC certified	NC	Not confirmed
B	Analyte detected in the associated method blank	<	Less than Result value
>	Greater than Result value	J	Estimated value detected below Reporting Limit

Analytical Environmental Services, Inc **Date:** 5-Nov-18

Client:	Environmental Planning Specialists, Inc.	**Client Sample ID:**	18297-MW-5
Project Name:	Rheem	**Collection Date:**	10/24/2018 3:35:00 PM
Lab ID:	1810P98-009	**Matrix:**	Groundwater

Analyses	Result	Reporting Limit	Qual	Units	BatchID	Dilution Factor	Date Analyzed	Analyst
TCL VOLATILE ORGANICS SW8260B				**(SW5030B)**				
Methylcyclohexane	BRL	2500		ug/L	269516	500	10/30/2018 00:10	JB
Methylene chloride	BRL	2500		ug/L	269516	500	10/30/2018 00:10	JB
o-Xylene	BRL	2500		ug/L	269516	500	10/30/2018 00:10	JB
Styrene	BRL	2500		ug/L	269516	500	10/30/2018 00:10	JB
Tetrachloroethene	BRL	2500		ug/L	269516	500	10/30/2018 00:10	JB
Toluene	BRL	2500		ug/L	269516	500	10/30/2018 00:10	JB
trans-1,2-Dichloroethene	BRL	2500		ug/L	269516	500	10/30/2018 00:10	JB
trans-1,3-Dichloropropene	BRL	2500		ug/L	269516	500	10/30/2018 00:10	JB
Trichloroethene	190000	25000		ug/L	269516	5000	10/31/2018 05:22	JB
Trichlorofluoromethane	BRL	2500		ug/L	269516	500	10/30/2018 00:10	JB
Vinyl chloride	BRL	1000		ug/L	269516	500	10/30/2018 00:10	JB
Surr: 4-Bromofluorobenzene	92.3	68-127		%REC	269516	500	10/30/2018 00:10	JB
Surr: 4-Bromofluorobenzene	92.9	68-127		%REC	269516	5000	10/31/2018 05:22	JB
Surr: Dibromofluoromethane	94.8	84.4-122		%REC	269516	5000	10/31/2018 05:22	JB
Surr: Dibromofluoromethane	97.3	84.4-122		%REC	269516	500	10/30/2018 00:10	JB
Surr: Toluene-d8	92.5	80.1-116		%REC	269516	5000	10/31/2018 05:22	JB
Surr: Toluene-d8	96.4	80.1-116		%REC	269516	500	10/30/2018 00:10	JB
GC Analysis of Gaseous Samples SOP-RSK 175				**(RSK175)**				
Ethane	BRL	9.0		ug/L	269569	1	10/31/2018 11:41	UH
Ethylene	BRL	7.0		ug/L	269569	1	10/31/2018 11:41	UH
Methane	BRL	4.0		ug/L	269569	1	10/31/2018 11:41	UH

Qualifiers:

*	Value exceeds maximum contaminant level	E	Estimated (value above quantitation range)
BRL	Below reporting limit	S	Spike Recovery outside limits due to matrix
H	Holding times for preparation or analysis exceeded	Narr	See case narrative
N	Analyte not NELAC certified	NC	Not confirmed
B	Analyte detected in the associated method blank	<	Less than Result value
>	Greater than Result value	J	Estimated value detected below Reporting Limit

Analytical Environmental Services, Inc **Date:** 5-Nov-18

Client:	Environmental Planning Specialists, Inc.	**Client Sample ID:**	18295-MW-48C
Project Name:	Rheem	**Collection Date:**	10/22/2018 12:55:00 PM
Lab ID:	1810P98-010	**Matrix:**	Groundwater

Analyses	Result	Reporting Limit	Qual	Units	BatchID	Dilution Factor	Date Analyzed	Analyst
Total Organic Carbon (TOC) SW9060A								
Organic Carbon, Total	1450	20.0		mg/L	R383386	20	10/29/2018 14:31	SK
TCL VOLATILE ORGANICS SW8260B				**(SW5030B)**				
1,1,1-Trichloroethane	BRL	5.0		ug/L	269516	1	10/31/2018 01:18	JB
1,1,2,2-Tetrachloroethane	BRL	5.0		ug/L	269516	1	10/31/2018 01:18	JB
1,1,2-Trichloroethane	BRL	5.0		ug/L	269516	1	10/31/2018 01:18	JB
1,1-Dichloroethane	BRL	5.0		ug/L	269516	1	10/31/2018 01:18	JB
1,1-Dichloroethene	BRL	5.0		ug/L	269516	1	10/31/2018 01:18	JB
1,2,4-Trichlorobenzene	BRL	5.0		ug/L	269516	1	10/31/2018 01:18	JB
1,2-Dibromo-3-chloropropane	BRL	5.0		ug/L	269516	1	10/31/2018 01:18	JB
1,2-Dibromoethane	BRL	5.0		ug/L	269516	1	10/31/2018 01:18	JB
1,2-Dichlorobenzene	BRL	5.0		ug/L	269516	1	10/31/2018 01:18	JB
1,2-Dichloroethane	BRL	5.0		ug/L	269516	1	10/31/2018 01:18	JB
1,2-Dichloropropane	BRL	5.0		ug/L	269516	1	10/31/2018 01:18	JB
1,3-Dichlorobenzene	BRL	5.0		ug/L	269516	1	10/31/2018 01:18	JB
1,4-Dichlorobenzene	BRL	5.0		ug/L	269516	1	10/31/2018 01:18	JB
2-Butanone	630	500		ug/L	269516	10	10/31/2018 01:43	JB
2-Hexanone	BRL	10		ug/L	269516	1	10/31/2018 01:18	JB
4-Methyl-2-pentanone	BRL	10		ug/L	269516	1	10/31/2018 01:18	JB
Acetone	190	50		ug/L	269516	1	10/31/2018 01:18	JB
Benzene	BRL	5.0		ug/L	269516	1	10/31/2018 01:18	JB
Bromodichloromethane	BRL	5.0		ug/L	269516	1	10/31/2018 01:18	JB
Bromoform	BRL	5.0		ug/L	269516	1	10/31/2018 01:18	JB
Bromomethane	BRL	5.0		ug/L	269516	1	10/31/2018 01:18	JB
Carbon disulfide	BRL	5.0		ug/L	269516	1	10/31/2018 01:18	JB
Carbon tetrachloride	BRL	5.0		ug/L	269516	1	10/31/2018 01:18	JB
Chlorobenzene	BRL	5.0		ug/L	269516	1	10/31/2018 01:18	JB
Chloroethane	BRL	10		ug/L	269516	1	10/31/2018 01:18	JB
Chloroform	BRL	5.0		ug/L	269516	1	10/31/2018 01:18	JB
Chloromethane	BRL	10		ug/L	269516	1	10/31/2018 01:18	JB
cis-1,2-Dichloroethene	BRL	5.0		ug/L	269516	1	10/31/2018 01:18	JB
cis-1,3-Dichloropropene	BRL	5.0		ug/L	269516	1	10/31/2018 01:18	JB
Cyclohexane	BRL	5.0		ug/L	269516	1	10/31/2018 01:18	JB
Dibromochloromethane	BRL	5.0		ug/L	269516	1	10/31/2018 01:18	JB
Dichlorodifluoromethane	BRL	10		ug/L	269516	1	10/31/2018 01:18	JB
Ethylbenzene	BRL	5.0		ug/L	269516	1	10/31/2018 01:18	JB
Freon-113	BRL	10		ug/L	269516	1	10/31/2018 01:18	JB
Isopropylbenzene	BRL	5.0		ug/L	269516	1	10/31/2018 01:18	JB
m,p-Xylene	BRL	5.0		ug/L	269516	1	10/31/2018 01:18	JB
Methyl acetate	BRL	5.0		ug/L	269516	1	10/31/2018 01:18	JB
Methyl tert-butyl ether	BRL	5.0		ug/L	269516	1	10/31/2018 01:18	JB

Qualifiers:

- * Value exceeds maximum contaminant level
- BRL Below reporting limit
- H Holding times for preparation or analysis exceeded
- N Analyte not NELAC certified
- B Analyte detected in the associated method blank
- > Greater than Result value
- E Estimated (value above quantitation range)
- S Spike Recovery outside limits due to matrix
- Narr See case narrative
- NC Not confirmed
- < Less than Result value
- J Estimated value detected below Reporting Limit

Analytical Environmental Services, Inc **Date:** 5-Nov-18

Client:	Environmental Planning Specialists, Inc.	**Client Sample ID:**	18295-MW-48C
Project Name:	Rheem	**Collection Date:**	10/22/2018 12:55:00 PM
Lab ID:	1810P98-010	**Matrix:**	Groundwater

Analyses	Result	Reporting Limit	Qual	Units	BatchID	Dilution Factor	Date Analyzed	Analyst
TCL VOLATILE ORGANICS SW8260B				**(SW5030B)**				
Methylcyclohexane	BRL	5.0		ug/L	269516	1	10/31/2018 01:18	JB
Methylene chloride	BRL	5.0		ug/L	269516	1	10/31/2018 01:18	JB
o-Xylene	BRL	5.0		ug/L	269516	1	10/31/2018 01:18	JB
Styrene	BRL	5.0		ug/L	269516	1	10/31/2018 01:18	JB
Tetrachloroethene	BRL	5.0		ug/L	269516	1	10/31/2018 01:18	JB
Toluene	BRL	5.0		ug/L	269516	1	10/31/2018 01:18	JB
trans-1,2-Dichloroethene	BRL	5.0		ug/L	269516	1	10/31/2018 01:18	JB
trans-1,3-Dichloropropene	BRL	5.0		ug/L	269516	1	10/31/2018 01:18	JB
Trichloroethene	BRL	5.0		ug/L	269516	1	10/31/2018 01:18	JB
Trichlorofluoromethane	BRL	5.0		ug/L	269516	1	10/31/2018 01:18	JB
Vinyl chloride	BRL	2.0		ug/L	269516	1	10/31/2018 01:18	JB
Surr: 4-Bromofluorobenzene	94.7	68-127		%REC	269516	10	10/31/2018 01:43	JB
Surr: 4-Bromofluorobenzene	98	68-127		%REC	269516	1	10/31/2018 01:18	JB
Surr: Dibromofluoromethane	96.2	84.4-122		%REC	269516	1	10/31/2018 01:18	JB
Surr: Dibromofluoromethane	96.1	84.4-122		%REC	269516	10	10/31/2018 01:43	JB
Surr: Toluene-d8	93.5	80.1-116		%REC	269516	10	10/31/2018 01:43	JB
Surr: Toluene-d8	94.7	80.1-116		%REC	269516	1	10/31/2018 01:18	JB
GC Analysis of Gaseous Samples SOP-RSK 175				**(RSK175)**				
Ethane	BRL	9.0		ug/L	269569	1	10/31/2018 11:36	UH
Ethylene	BRL	7.0		ug/L	269569	1	10/31/2018 11:36	UH
Methane	1000	40		ug/L	269569	10	10/31/2018 12:11	UH

Qualifiers:

*	Value exceeds maximum contaminant level	E	Estimated (value above quantitation range)
BRL	Below reporting limit	S	Spike Recovery outside limits due to matrix
H	Holding times for preparation or analysis exceeded	Narr	See case narrative
N	Analyte not NELAC certified	NC	Not confirmed
B	Analyte detected in the associated method blank	<	Less than Result value
>	Greater than Result value	J	Estimated value detected below Reporting Limit

Analytical Environmental Services, Inc **Date:** 5-Nov-18

Client:	Environmental Planning Specialists, Inc.	**Client Sample ID:**	18295-MW-50C
Project Name:	Rheem	**Collection Date:**	10/22/2018 3:15:00 PM
Lab ID:	1810P98-011	**Matrix:**	Groundwater

Analyses	Result	Reporting Limit	Qual	Units	BatchID	Dilution Factor	Date Analyzed	Analyst
Total Organic Carbon (TOC) SW9060A								
Organic Carbon, Total	1780	20.0		mg/L	R383386	20	10/29/2018 14:58	SK
TCL VOLATILE ORGANICS SW8260B				**(SW5030B)**				
1,1,1-Trichloroethane	BRL	5.0		ug/L	269516	1	10/30/2018 20:49	JB
1,1,2,2-Tetrachloroethane	BRL	5.0		ug/L	269516	1	10/30/2018 20:49	JB
1,1,2-Trichloroethane	BRL	5.0		ug/L	269516	1	10/30/2018 20:49	JB
1,1-Dichloroethane	BRL	5.0		ug/L	269516	1	10/30/2018 20:49	JB
1,1-Dichloroethene	BRL	5.0		ug/L	269516	1	10/30/2018 20:49	JB
1,2,4-Trichlorobenzene	BRL	5.0		ug/L	269516	1	10/30/2018 20:49	JB
1,2-Dibromo-3-chloropropane	BRL	5.0		ug/L	269516	1	10/30/2018 20:49	JB
1,2-Dibromoethane	BRL	5.0		ug/L	269516	1	10/30/2018 20:49	JB
1,2-Dichlorobenzene	BRL	5.0		ug/L	269516	1	10/30/2018 20:49	JB
1,2-Dichloroethane	BRL	5.0		ug/L	269516	1	10/30/2018 20:49	JB
1,2-Dichloropropane	BRL	5.0		ug/L	269516	1	10/30/2018 20:49	JB
1,3-Dichlorobenzene	BRL	5.0		ug/L	269516	1	10/30/2018 20:49	JB
1,4-Dichlorobenzene	BRL	5.0		ug/L	269516	1	10/30/2018 20:49	JB
2-Butanone	430	400		ug/L	269516	10	11/01/2018 15:23	JB
2-Hexanone	BRL	10		ug/L	269516	1	10/30/2018 20:49	JB
4-Methyl-2-pentanone	BRL	10		ug/L	269516	1	10/30/2018 20:49	JB
Acetone	BRL	50		ug/L	269516	1	10/30/2018 20:49	JB
Benzene	BRL	5.0		ug/L	269516	1	10/30/2018 20:49	JB
Bromodichloromethane	BRL	5.0		ug/L	269516	1	10/30/2018 20:49	JB
Bromoform	BRL	5.0		ug/L	269516	1	10/30/2018 20:49	JB
Bromomethane	BRL	5.0		ug/L	269516	1	10/30/2018 20:49	JB
Carbon disulfide	BRL	5.0		ug/L	269516	1	10/30/2018 20:49	JB
Carbon tetrachloride	BRL	5.0		ug/L	269516	1	10/30/2018 20:49	JB
Chlorobenzene	BRL	5.0		ug/L	269516	1	10/30/2018 20:49	JB
Chloroethane	BRL	10		ug/L	269516	1	10/30/2018 20:49	JB
Chloroform	BRL	5.0		ug/L	269516	1	10/30/2018 20:49	JB
Chloromethane	BRL	10		ug/L	269516	1	10/30/2018 20:49	JB
cis-1,2-Dichloroethene	2500	250		ug/L	269516	50	10/30/2018 04:15	JB
cis-1,3-Dichloropropene	BRL	5.0		ug/L	269516	1	10/30/2018 20:49	JB
Cyclohexane	BRL	5.0		ug/L	269516	1	10/30/2018 20:49	JB
Dibromochloromethane	BRL	5.0		ug/L	269516	1	10/30/2018 20:49	JB
Dichlorodifluoromethane	14	10		ug/L	269516	1	10/30/2018 20:49	JB
Ethylbenzene	BRL	5.0		ug/L	269516	1	10/30/2018 20:49	JB
Freon-113	BRL	10		ug/L	269516	1	10/30/2018 20:49	JB
Isopropylbenzene	BRL	5.0		ug/L	269516	1	10/30/2018 20:49	JB
m,p-Xylene	BRL	5.0		ug/L	269516	1	10/30/2018 20:49	JB
Methyl acetate	BRL	5.0		ug/L	269516	1	10/30/2018 20:49	JB
Methyl tert-butyl ether	BRL	5.0		ug/L	269516	1	10/30/2018 20:49	JB

Qualifiers:

- * Value exceeds maximum contaminant level
- BRL Below reporting limit
- H Holding times for preparation or analysis exceeded
- N Analyte not NELAC certified
- B Analyte detected in the associated method blank
- > Greater than Result value
- E Estimated (value above quantitation range)
- S Spike Recovery outside limits due to matrix
- Narr See case narrative
- NC Not confirmed
- < Less than Result value
- J Estimated value detected below Reporting Limit

Analytical Environmental Services, Inc **Date:** 5-Nov-18

Client:	Environmental Planning Specialists, Inc.	**Client Sample ID:**	18295-MW-50C
Project Name:	Rheem	**Collection Date:**	10/22/2018 3:15:00 PM
Lab ID:	1810P98-011	**Matrix:**	Groundwater

Analyses	Result	Reporting Limit	Qual	Units	BatchID	Dilution Factor	Date Analyzed	Analyst
TCL VOLATILE ORGANICS SW8260B				**(SW5030B)**				
Methylcyclohexane	BRL	5.0		ug/L	269516	1	10/30/2018 20:49	JB
Methylene chloride	BRL	5.0		ug/L	269516	1	10/30/2018 20:49	JB
o-Xylene	BRL	5.0		ug/L	269516	1	10/30/2018 20:49	JB
Styrene	BRL	5.0		ug/L	269516	1	10/30/2018 20:49	JB
Tetrachloroethene	BRL	5.0		ug/L	269516	1	10/30/2018 20:49	JB
Toluene	BRL	5.0		ug/L	269516	1	10/30/2018 20:49	JB
trans-1,2-Dichloroethene	BRL	5.0		ug/L	269516	1	10/30/2018 20:49	JB
trans-1,3-Dichloropropene	BRL	5.0		ug/L	269516	1	10/30/2018 20:49	JB
Trichloroethene	250	250		ug/L	269516	50	10/30/2018 04:15	JB
Trichlorofluoromethane	BRL	5.0		ug/L	269516	1	10/30/2018 20:49	JB
Vinyl chloride	51	2.0		ug/L	269516	1	10/30/2018 20:49	JB
Surr: 4-Bromofluorobenzene	91.5	68-127		%REC	269516	50	10/30/2018 04:15	JB
Surr: 4-Bromofluorobenzene	96.2	68-127		%REC	269516	1	10/30/2018 20:49	JB
Surr: 4-Bromofluorobenzene	96.8	68-127		%REC	269516	10	11/01/2018 15:23	JB
Surr: Dibromofluoromethane	101	84.4-122		%REC	269516	50	10/30/2018 04:15	JB
Surr: Dibromofluoromethane	95.6	84.4-122		%REC	269516	10	11/01/2018 15:23	JB
Surr: Dibromofluoromethane	98.7	84.4-122		%REC	269516	1	10/30/2018 20:49	JB
Surr: Toluene-d8	97.8	80.1-116		%REC	269516	50	10/30/2018 04:15	JB
Surr: Toluene-d8	94.9	80.1-116		%REC	269516	1	10/30/2018 20:49	JB
Surr: Toluene-d8	95.2	80.1-116		%REC	269516	10	11/01/2018 15:23	JB
GC Analysis of Gaseous Samples SOP-RSK 175				**(RSK175)**				
Ethane	BRL	9.0		ug/L	269569	1	10/31/2018 11:46	UH
Ethylene	BRL	7.0		ug/L	269569	1	10/31/2018 11:46	UH
Methane	8600	200		ug/L	269569	50	10/31/2018 12:17	UH

Qualifiers:

*	Value exceeds maximum contaminant level	E	Estimated (value above quantitation range)
BRL	Below reporting limit	S	Spike Recovery outside limits due to matrix
H	Holding times for preparation or analysis exceeded	Narr	See case narrative
N	Analyte not NELAC certified	NC	Not confirmed
B	Analyte detected in the associated method blank	<	Less than Result value
>	Greater than Result value	J	Estimated value detected below Reporting Limit

Analytical Environmental Services, Inc **Date:** 5-Nov-18

Client:	Environmental Planning Specialists, Inc.	**Client Sample ID:**	18295-MW-1
Project Name:	Rheem	**Collection Date:**	10/22/2018 11:55:00 AM
Lab ID:	1810P98-012	**Matrix:**	Groundwater

Analyses	Result	Reporting Limit	Qual	Units	BatchID	Dilution Factor	Date Analyzed	Analyst
Total Organic Carbon (TOC) SW9060A								
Organic Carbon, Total	63.9	5.00		mg/L	R383386	5	10/29/2018 15:26	SK
TCL VOLATILE ORGANICS SW8260B				**(SW5030B)**				
1,1,1-Trichloroethane	BRL	5.0		ug/L	269516	1	10/30/2018 05:28	JB
1,1,2,2-Tetrachloroethane	BRL	5.0		ug/L	269516	1	10/30/2018 05:28	JB
1,1,2-Trichloroethane	BRL	5.0		ug/L	269516	1	10/30/2018 05:28	JB
1,1-Dichloroethane	BRL	5.0		ug/L	269516	1	10/30/2018 05:28	JB
1,1-Dichloroethene	BRL	5.0		ug/L	269516	1	10/30/2018 05:28	JB
1,2,4-Trichlorobenzene	BRL	5.0		ug/L	269516	1	10/30/2018 05:28	JB
1,2-Dibromo-3-chloropropane	BRL	5.0		ug/L	269516	1	10/30/2018 05:28	JB
1,2-Dibromoethane	BRL	5.0		ug/L	269516	1	10/30/2018 05:28	JB
1,2-Dichlorobenzene	BRL	5.0		ug/L	269516	1	10/30/2018 05:28	JB
1,2-Dichloroethane	BRL	5.0		ug/L	269516	1	10/30/2018 05:28	JB
1,2-Dichloropropane	BRL	5.0		ug/L	269516	1	10/30/2018 05:28	JB
1,3-Dichlorobenzene	BRL	5.0		ug/L	269516	1	10/30/2018 05:28	JB
1,4-Dichlorobenzene	BRL	5.0		ug/L	269516	1	10/30/2018 05:28	JB
2-Butanone	BRL	50		ug/L	269516	1	10/30/2018 05:28	JB
2-Hexanone	BRL	10		ug/L	269516	1	10/30/2018 05:28	JB
4-Methyl-2-pentanone	BRL	10		ug/L	269516	1	10/30/2018 05:28	JB
Acetone	BRL	50		ug/L	269516	1	10/30/2018 05:28	JB
Benzene	BRL	5.0		ug/L	269516	1	10/30/2018 05:28	JB
Bromodichloromethane	BRL	5.0		ug/L	269516	1	10/30/2018 05:28	JB
Bromoform	BRL	5.0		ug/L	269516	1	10/30/2018 05:28	JB
Bromomethane	BRL	5.0		ug/L	269516	1	10/30/2018 05:28	JB
Carbon disulfide	BRL	5.0		ug/L	269516	1	10/30/2018 05:28	JB
Carbon tetrachloride	BRL	5.0		ug/L	269516	1	10/30/2018 05:28	JB
Chlorobenzene	BRL	5.0		ug/L	269516	1	10/30/2018 05:28	JB
Chloroethane	BRL	10		ug/L	269516	1	10/30/2018 05:28	JB
Chloroform	BRL	5.0		ug/L	269516	1	10/30/2018 05:28	JB
Chloromethane	BRL	10		ug/L	269516	1	10/30/2018 05:28	JB
cis-1,2-Dichloroethene	BRL	5.0		ug/L	269516	1	10/30/2018 05:28	JB
cis-1,3-Dichloropropene	BRL	5.0		ug/L	269516	1	10/30/2018 05:28	JB
Cyclohexane	BRL	5.0		ug/L	269516	1	10/30/2018 05:28	JB
Dibromochloromethane	BRL	5.0		ug/L	269516	1	10/30/2018 05:28	JB
Dichlorodifluoromethane	BRL	10		ug/L	269516	1	10/30/2018 05:28	JB
Ethylbenzene	BRL	5.0		ug/L	269516	1	10/30/2018 05:28	JB
Freon-113	BRL	10		ug/L	269516	1	10/30/2018 05:28	JB
Isopropylbenzene	BRL	5.0		ug/L	269516	1	10/30/2018 05:28	JB
m,p-Xylene	BRL	5.0		ug/L	269516	1	10/30/2018 05:28	JB
Methyl acetate	BRL	5.0		ug/L	269516	1	10/30/2018 05:28	JB
Methyl tert-butyl ether	BRL	5.0		ug/L	269516	1	10/30/2018 05:28	JB

Qualifiers:

*	Value exceeds maximum contaminant level	E	Estimated (value above quantitation range)
BRL	Below reporting limit	S	Spike Recovery outside limits due to matrix
H	Holding times for preparation or analysis exceeded	Narr	See case narrative
N	Analyte not NELAC certified	NC	Not confirmed
B	Analyte detected in the associated method blank	<	Less than Result value
>	Greater than Result value	J	Estimated value detected below Reporting Limit

Analytical Environmental Services, Inc **Date:** 5-Nov-18

Client:	Environmental Planning Specialists, Inc.	**Client Sample ID:**	18295-MW-1
Project Name:	Rheem	**Collection Date:**	10/22/2018 11:55:00 AM
Lab ID:	1810P98-012	**Matrix:**	Groundwater

Analyses	Result	Reporting Limit	Qual	Units	BatchID	Dilution Factor	Date Analyzed	Analyst
TCL VOLATILE ORGANICS SW8260B				**(SW5030B)**				
Methylcyclohexane	BRL	5.0		ug/L	269516	1	10/30/2018 05:28	JB
Methylene chloride	BRL	5.0		ug/L	269516	1	10/30/2018 05:28	JB
o-Xylene	BRL	5.0		ug/L	269516	1	10/30/2018 05:28	JB
Styrene	BRL	5.0		ug/L	269516	1	10/30/2018 05:28	JB
Tetrachloroethene	BRL	5.0		ug/L	269516	1	10/30/2018 05:28	JB
Toluene	BRL	5.0		ug/L	269516	1	10/30/2018 05:28	JB
trans-1,2-Dichloroethene	BRL	5.0		ug/L	269516	1	10/30/2018 05:28	JB
trans-1,3-Dichloropropene	BRL	5.0		ug/L	269516	1	10/30/2018 05:28	JB
Trichloroethene	BRL	5.0		ug/L	269516	1	10/30/2018 05:28	JB
Trichlorofluoromethane	BRL	5.0		ug/L	269516	1	10/30/2018 05:28	JB
Vinyl chloride	11	2.0		ug/L	269516	1	10/30/2018 05:28	JB
Surr: 4-Bromofluorobenzene	94.5	68-127		%REC	269516	1	10/30/2018 05:28	JB
Surr: Dibromofluoromethane	96.7	84.4-122		%REC	269516	1	10/30/2018 05:28	JB
Surr: Toluene-d8	94.5	80.1-116		%REC	269516	1	10/30/2018 05:28	JB
GC Analysis of Gaseous Samples SOP-RSK 175				**(RSK175)**				
Ethane	BRL	9.0		ug/L	269569	1	10/31/2018 11:50	UH
Ethylene	12	7.0		ug/L	269569	1	10/31/2018 11:50	UH
Methane	9200	200		ug/L	269569	50	10/31/2018 12:22	UH

Qualifiers:

*	Value exceeds maximum contaminant level	E	Estimated (value above quantitation range)
BRL	Below reporting limit	S	Spike Recovery outside limits due to matrix
H	Holding times for preparation or analysis exceeded	Narr	See case narrative
N	Analyte not NELAC certified	NC	Not confirmed
B	Analyte detected in the associated method blank	<	Less than Result value
>	Greater than Result value	J	Estimated value detected below Reporting Limit

Analytical Environmental Services, Inc **Date:** 5-Nov-18

Client:	Environmental Planning Specialists, Inc.	**Client Sample ID:**	18296-MW-50A
Project Name:	Rheem	**Collection Date:**	10/23/2018 9:45:00 AM
Lab ID:	1810P98-013	**Matrix:**	Groundwater

Analyses	Result	Reporting Limit	Qual	Units	BatchID	Dilution Factor	Date Analyzed	Analyst
Total Organic Carbon (TOC) SW9060A								
Organic Carbon, Total	5.71	1.00		mg/L	R383455	1	10/30/2018 12:41	ME
TCL VOLATILE ORGANICS SW8260B				**(SW5030B)**				
1,1,1-Trichloroethane	BRL	5.0		ug/L	269516	1	10/31/2018 02:56	JB
1,1,2,2-Tetrachloroethane	BRL	5.0		ug/L	269516	1	10/31/2018 02:56	JB
1,1,2-Trichloroethane	BRL	5.0		ug/L	269516	1	10/31/2018 02:56	JB
1,1-Dichloroethane	BRL	5.0		ug/L	269516	1	10/31/2018 02:56	JB
1,1-Dichloroethene	9.7	5.0		ug/L	269516	1	10/31/2018 02:56	JB
1,2,4-Trichlorobenzene	BRL	5.0		ug/L	269516	1	10/31/2018 02:56	JB
1,2-Dibromo-3-chloropropane	BRL	5.0		ug/L	269516	1	10/31/2018 02:56	JB
1,2-Dibromoethane	BRL	5.0		ug/L	269516	1	10/31/2018 02:56	JB
1,2-Dichlorobenzene	BRL	5.0		ug/L	269516	1	10/31/2018 02:56	JB
1,2-Dichloroethane	BRL	5.0		ug/L	269516	1	10/31/2018 02:56	JB
1,2-Dichloropropane	BRL	5.0		ug/L	269516	1	10/31/2018 02:56	JB
1,3-Dichlorobenzene	BRL	5.0		ug/L	269516	1	10/31/2018 02:56	JB
1,4-Dichlorobenzene	BRL	5.0		ug/L	269516	1	10/31/2018 02:56	JB
2-Butanone	BRL	50		ug/L	269516	1	10/31/2018 02:56	JB
2-Hexanone	BRL	10		ug/L	269516	1	10/31/2018 02:56	JB
4-Methyl-2-pentanone	BRL	10		ug/L	269516	1	10/31/2018 02:56	JB
Acetone	BRL	50		ug/L	269516	1	10/31/2018 02:56	JB
Benzene	BRL	5.0		ug/L	269516	1	10/31/2018 02:56	JB
Bromodichloromethane	BRL	5.0		ug/L	269516	1	10/31/2018 02:56	JB
Bromoform	BRL	5.0		ug/L	269516	1	10/31/2018 02:56	JB
Bromomethane	BRL	5.0		ug/L	269516	1	10/31/2018 02:56	JB
Carbon disulfide	BRL	5.0		ug/L	269516	1	10/31/2018 02:56	JB
Carbon tetrachloride	BRL	5.0		ug/L	269516	1	10/31/2018 02:56	JB
Chlorobenzene	BRL	5.0		ug/L	269516	1	10/31/2018 02:56	JB
Chloroethane	BRL	10		ug/L	269516	1	10/31/2018 02:56	JB
Chloroform	BRL	5.0		ug/L	269516	1	10/31/2018 02:56	JB
Chloromethane	BRL	10		ug/L	269516	1	10/31/2018 02:56	JB
cis-1,2-Dichloroethene	5300	250		ug/L	269516	50	10/31/2018 03:20	JB
cis-1,3-Dichloropropene	BRL	5.0		ug/L	269516	1	10/31/2018 02:56	JB
Cyclohexane	BRL	5.0		ug/L	269516	1	10/31/2018 02:56	JB
Dibromochloromethane	BRL	5.0		ug/L	269516	1	10/31/2018 02:56	JB
Dichlorodifluoromethane	BRL	10		ug/L	269516	1	10/31/2018 02:56	JB
Ethylbenzene	BRL	5.0		ug/L	269516	1	10/31/2018 02:56	JB
Freon-113	BRL	10		ug/L	269516	1	10/31/2018 02:56	JB
Isopropylbenzene	BRL	5.0		ug/L	269516	1	10/31/2018 02:56	JB
m,p-Xylene	BRL	5.0		ug/L	269516	1	10/31/2018 02:56	JB
Methyl acetate	BRL	5.0		ug/L	269516	1	10/31/2018 02:56	JB
Methyl tert-butyl ether	BRL	5.0		ug/L	269516	1	10/31/2018 02:56	JB

Qualifiers:

- * Value exceeds maximum contaminant level
- BRL Below reporting limit
- H Holding times for preparation or analysis exceeded
- N Analyte not NELAC certified
- B Analyte detected in the associated method blank
- > Greater than Result value
- E Estimated (value above quantitation range)
- S Spike Recovery outside limits due to matrix
- Narr See case narrative
- NC Not confirmed
- < Less than Result value
- J Estimated value detected below Reporting Limit

Analytical Environmental Services, Inc **Date:** 5-Nov-18

Client:	Environmental Planning Specialists, Inc.	**Client Sample ID:**	18296-MW-50A
Project Name:	Rheem	**Collection Date:**	10/23/2018 9:45:00 AM
Lab ID:	1810P98-013	**Matrix:**	Groundwater

Analyses	Result	Reporting Limit	Qual	Units	BatchID	Dilution Factor	Date Analyzed	Analyst
TCL VOLATILE ORGANICS SW8260B				**(SW5030B)**				
Methylcyclohexane	BRL	5.0		ug/L	269516	1	10/31/2018 02:56	JB
Methylene chloride	BRL	5.0		ug/L	269516	1	10/31/2018 02:56	JB
o-Xylene	BRL	5.0		ug/L	269516	1	10/31/2018 02:56	JB
Styrene	BRL	5.0		ug/L	269516	1	10/31/2018 02:56	JB
Tetrachloroethene	BRL	5.0		ug/L	269516	1	10/31/2018 02:56	JB
Toluene	BRL	5.0		ug/L	269516	1	10/31/2018 02:56	JB
trans-1,2-Dichloroethene	BRL	5.0		ug/L	269516	1	10/31/2018 02:56	JB
trans-1,3-Dichloropropene	BRL	5.0		ug/L	269516	1	10/31/2018 02:56	JB
Trichloroethene	1700	50		ug/L	269516	10	10/30/2018 04:39	JB
Trichlorofluoromethane	BRL	5.0		ug/L	269516	1	10/31/2018 02:56	JB
Vinyl chloride	BRL	2.0		ug/L	269516	1	10/31/2018 02:56	JB
Surr: 4-Bromofluorobenzene	93.8	68-127		%REC	269516	50	10/31/2018 03:20	JB
Surr: 4-Bromofluorobenzene	91.5	68-127		%REC	269516	10	10/30/2018 04:39	JB
Surr: 4-Bromofluorobenzene	93.3	68-127		%REC	269516	1	10/31/2018 02:56	JB
Surr: Dibromofluoromethane	95.4	84.4-122		%REC	269516	50	10/31/2018 03:20	JB
Surr: Dibromofluoromethane	96.9	84.4-122		%REC	269516	1	10/31/2018 02:56	JB
Surr: Dibromofluoromethane	99.5	84.4-122		%REC	269516	10	10/30/2018 04:39	JB
Surr: Toluene-d8	95.6	80.1-116		%REC	269516	50	10/31/2018 03:20	JB
Surr: Toluene-d8	94.8	80.1-116		%REC	269516	1	10/31/2018 02:56	JB
Surr: Toluene-d8	95.5	80.1-116		%REC	269516	10	10/30/2018 04:39	JB
GC Analysis of Gaseous Samples SOP-RSK 175				**(RSK175)**				
Ethane	11	9.0		ug/L	269569	1	10/31/2018 11:55	UH
Ethylene	36	7.0		ug/L	269569	1	10/31/2018 11:55	UH
Methane	9.0	4.0		ug/L	269569	1	10/31/2018 11:55	UH

Qualifiers:

*	Value exceeds maximum contaminant level	E	Estimated (value above quantitation range)
BRL	Below reporting limit	S	Spike Recovery outside limits due to matrix
H	Holding times for preparation or analysis exceeded	Narr	See case narrative
N	Analyte not NELAC certified	NC	Not confirmed
B	Analyte detected in the associated method blank	<	Less than Result value
>	Greater than Result value	J	Estimated value detected below Reporting Limit

Analytical Environmental Services, Inc **Date:** 5-Nov-18

Client:	Environmental Planning Specialists, Inc.	**Client Sample ID:**	18296-MW-52C
Project Name:	Rheem	**Collection Date:**	10/23/2018 11:25:00 AM
Lab ID:	1810P98-014	**Matrix:**	Groundwater

Analyses	Result	Reporting Limit	Qual	Units	BatchID	Dilution Factor	Date Analyzed	Analyst
Total Organic Carbon (TOC) SW9060A								
Organic Carbon, Total	20.5	1.00		mg/L	R383455	1	10/30/2018 11:17	ME
TCL VOLATILE ORGANICS SW8260B				**(SW5030B)**				
1,1,1-Trichloroethane	BRL	5.0		ug/L	269516	1	10/30/2018 05:52	JB
1,1,2,2-Tetrachloroethane	BRL	5.0		ug/L	269516	1	10/30/2018 05:52	JB
1,1,2-Trichloroethane	BRL	5.0		ug/L	269516	1	10/30/2018 05:52	JB
1,1-Dichloroethane	BRL	5.0		ug/L	269516	1	10/30/2018 05:52	JB
1,1-Dichloroethene	150	5.0		ug/L	269516	1	10/30/2018 05:52	JB
1,2,4-Trichlorobenzene	BRL	5.0		ug/L	269516	1	10/30/2018 05:52	JB
1,2-Dibromo-3-chloropropane	BRL	5.0		ug/L	269516	1	10/30/2018 05:52	JB
1,2-Dibromoethane	BRL	5.0		ug/L	269516	1	10/30/2018 05:52	JB
1,2-Dichlorobenzene	BRL	5.0		ug/L	269516	1	10/30/2018 05:52	JB
1,2-Dichloroethane	BRL	5.0		ug/L	269516	1	10/30/2018 05:52	JB
1,2-Dichloropropane	BRL	5.0		ug/L	269516	1	10/30/2018 05:52	JB
1,3-Dichlorobenzene	BRL	5.0		ug/L	269516	1	10/30/2018 05:52	JB
1,4-Dichlorobenzene	BRL	5.0		ug/L	269516	1	10/30/2018 05:52	JB
2-Butanone	BRL	50		ug/L	269516	1	10/30/2018 05:52	JB
2-Hexanone	BRL	10		ug/L	269516	1	10/30/2018 05:52	JB
4-Methyl-2-pentanone	BRL	10		ug/L	269516	1	10/30/2018 05:52	JB
Acetone	BRL	50		ug/L	269516	1	10/30/2018 05:52	JB
Benzene	BRL	5.0		ug/L	269516	1	10/30/2018 05:52	JB
Bromodichloromethane	BRL	5.0		ug/L	269516	1	10/30/2018 05:52	JB
Bromoform	BRL	5.0		ug/L	269516	1	10/30/2018 05:52	JB
Bromomethane	BRL	5.0		ug/L	269516	1	10/30/2018 05:52	JB
Carbon disulfide	BRL	5.0		ug/L	269516	1	10/30/2018 05:52	JB
Carbon tetrachloride	BRL	5.0		ug/L	269516	1	10/30/2018 05:52	JB
Chlorobenzene	BRL	5.0		ug/L	269516	1	10/30/2018 05:52	JB
Chloroethane	BRL	10		ug/L	269516	1	10/30/2018 05:52	JB
Chloroform	BRL	5.0		ug/L	269516	1	10/30/2018 05:52	JB
Chloromethane	BRL	10		ug/L	269516	1	10/30/2018 05:52	JB
cis-1,2-Dichloroethene	5600	250		ug/L	269516	50	10/31/2018 07:24	JB
cis-1,3-Dichloropropene	BRL	5.0		ug/L	269516	1	10/30/2018 05:52	JB
Cyclohexane	BRL	5.0		ug/L	269516	1	10/30/2018 05:52	JB
Dibromochloromethane	BRL	5.0		ug/L	269516	1	10/30/2018 05:52	JB
Dichlorodifluoromethane	BRL	10		ug/L	269516	1	10/30/2018 05:52	JB
Ethylbenzene	BRL	5.0		ug/L	269516	1	10/30/2018 05:52	JB
Freon-113	BRL	10		ug/L	269516	1	10/30/2018 05:52	JB
Isopropylbenzene	BRL	5.0		ug/L	269516	1	10/30/2018 05:52	JB
m,p-Xylene	BRL	5.0		ug/L	269516	1	10/30/2018 05:52	JB
Methyl acetate	BRL	5.0		ug/L	269516	1	10/30/2018 05:52	JB
Methyl tert-butyl ether	BRL	5.0		ug/L	269516	1	10/30/2018 05:52	JB

Qualifiers:

- * Value exceeds maximum contaminant level
- BRL Below reporting limit
- H Holding times for preparation or analysis exceeded
- N Analyte not NELAC certified
- B Analyte detected in the associated method blank
- > Greater than Result value
- E Estimated (value above quantitation range)
- S Spike Recovery outside limits due to matrix
- Narr See case narrative
- NC Not confirmed
- < Less than Result value
- J Estimated value detected below Reporting Limit

Analytical Environmental Services, Inc **Date:** 5-Nov-18

Client:	Environmental Planning Specialists, Inc.	**Client Sample ID:**	18296-MW-52C
Project Name:	Rheem	**Collection Date:**	10/23/2018 11:25:00 AM
Lab ID:	1810P98-014	**Matrix:**	Groundwater

Analyses	Result	Reporting Limit	Qual	Units	BatchID	Dilution Factor	Date Analyzed	Analyst
TCL VOLATILE ORGANICS SW8260B				**(SW5030B)**				
Methylcyclohexane	BRL	5.0		ug/L	269516	1	10/30/2018 05:52	JB
Methylene chloride	BRL	5.0		ug/L	269516	1	10/30/2018 05:52	JB
o-Xylene	BRL	5.0		ug/L	269516	1	10/30/2018 05:52	JB
Styrene	BRL	5.0		ug/L	269516	1	10/30/2018 05:52	JB
Tetrachloroethene	210	200		ug/L	269516	50	10/31/2018 07:24	JB
Toluene	BRL	5.0		ug/L	269516	1	10/30/2018 05:52	JB
trans-1,2-Dichloroethene	7.4	5.0		ug/L	269516	1	10/30/2018 05:52	JB
trans-1,3-Dichloropropene	BRL	5.0		ug/L	269516	1	10/30/2018 05:52	JB
Trichloroethene	87	5.0		ug/L	269516	1	10/30/2018 05:52	JB
Trichlorofluoromethane	BRL	5.0		ug/L	269516	1	10/30/2018 05:52	JB
Vinyl chloride	7.6	2.0		ug/L	269516	1	10/30/2018 05:52	JB
Surr: 4-Bromofluorobenzene	92.9	68-127		%REC	269516	50	10/31/2018 07:24	JB
Surr: 4-Bromofluorobenzene	90.7	68-127		%REC	269516	1	10/30/2018 05:52	JB
Surr: Dibromofluoromethane	95.7	84.4-122		%REC	269516	50	10/31/2018 07:24	JB
Surr: Dibromofluoromethane	100	84.4-122		%REC	269516	1	10/30/2018 05:52	JB
Surr: Toluene-d8	93.7	80.1-116		%REC	269516	50	10/31/2018 07:24	JB
Surr: Toluene-d8	95.8	80.1-116		%REC	269516	1	10/30/2018 05:52	JB
GC Analysis of Gaseous Samples SOP-RSK 175				**(RSK175)**				
Ethane	BRL	9.0		ug/L	269569	1	10/31/2018 12:05	UH
Ethylene	BRL	7.0		ug/L	269569	1	10/31/2018 12:05	UH
Methane	2400	80		ug/L	269569	20	10/31/2018 12:27	UH

Qualifiers:

*	Value exceeds maximum contaminant level	E	Estimated (value above quantitation range)
BRL	Below reporting limit	S	Spike Recovery outside limits due to matrix
H	Holding times for preparation or analysis exceeded	Narr	See case narrative
N	Analyte not NELAC certified	NC	Not confirmed
B	Analyte detected in the associated method blank	<	Less than Result value
>	Greater than Result value	J	Estimated value detected below Reporting Limit

Analytical Environmental Services, Inc **Date:** 5-Nov-18

Client:	Environmental Planning Specialists, Inc.	**Client Sample ID:**	18296-MW-9
Project Name:	Rheem	**Collection Date:**	10/23/2018 1:30:00 PM
Lab ID:	1810P98-015	**Matrix:**	Groundwater

Analyses	Result	Reporting Limit	Qual	Units	BatchID	Dilution Factor	Date Analyzed	Analyst
Total Organic Carbon (TOC) SW9060A								
Organic Carbon, Total	20.4	1.00		mg/L	R383455	1	10/30/2018 13:09	ME
TCL VOLATILE ORGANICS SW8260B					**(SW5030B)**			
1,1,1-Trichloroethane	BRL	5.0		ug/L	269516	1	10/31/2018 02:07	JB
1,1,2,2-Tetrachloroethane	BRL	5.0		ug/L	269516	1	10/31/2018 02:07	JB
1,1,2-Trichloroethane	BRL	5.0		ug/L	269516	1	10/31/2018 02:07	JB
1,1-Dichloroethane	BRL	5.0		ug/L	269516	1	10/31/2018 02:07	JB
1,1-Dichloroethene	BRL	5.0		ug/L	269516	1	10/31/2018 02:07	JB
1,2,4-Trichlorobenzene	BRL	5.0		ug/L	269516	1	10/31/2018 02:07	JB
1,2-Dibromo-3-chloropropane	BRL	5.0		ug/L	269516	1	10/31/2018 02:07	JB
1,2-Dibromoethane	BRL	5.0		ug/L	269516	1	10/31/2018 02:07	JB
1,2-Dichlorobenzene	BRL	5.0		ug/L	269516	1	10/31/2018 02:07	JB
1,2-Dichloroethane	BRL	5.0		ug/L	269516	1	10/31/2018 02:07	JB
1,2-Dichloropropane	BRL	5.0		ug/L	269516	1	10/31/2018 02:07	JB
1,3-Dichlorobenzene	BRL	5.0		ug/L	269516	1	10/31/2018 02:07	JB
1,4-Dichlorobenzene	BRL	5.0		ug/L	269516	1	10/31/2018 02:07	JB
2-Butanone	BRL	50		ug/L	269516	1	10/31/2018 02:07	JB
2-Hexanone	BRL	10		ug/L	269516	1	10/31/2018 02:07	JB
4-Methyl-2-pentanone	BRL	10		ug/L	269516	1	10/31/2018 02:07	JB
Acetone	BRL	50		ug/L	269516	1	10/31/2018 02:07	JB
Benzene	BRL	5.0		ug/L	269516	1	10/31/2018 02:07	JB
Bromodichloromethane	BRL	5.0		ug/L	269516	1	10/31/2018 02:07	JB
Bromoform	BRL	5.0		ug/L	269516	1	10/31/2018 02:07	JB
Bromomethane	BRL	5.0		ug/L	269516	1	10/31/2018 02:07	JB
Carbon disulfide	BRL	5.0		ug/L	269516	1	10/31/2018 02:07	JB
Carbon tetrachloride	BRL	5.0		ug/L	269516	1	10/31/2018 02:07	JB
Chlorobenzene	BRL	5.0		ug/L	269516	1	10/31/2018 02:07	JB
Chloroethane	BRL	10		ug/L	269516	1	10/31/2018 02:07	JB
Chloroform	BRL	5.0		ug/L	269516	1	10/31/2018 02:07	JB
Chloromethane	BRL	10		ug/L	269516	1	10/31/2018 02:07	JB
cis-1,2-Dichloroethene	400	50		ug/L	269516	10	10/31/2018 02:32	JB
cis-1,3-Dichloropropene	BRL	5.0		ug/L	269516	1	10/31/2018 02:07	JB
Cyclohexane	BRL	5.0		ug/L	269516	1	10/31/2018 02:07	JB
Dibromochloromethane	BRL	5.0		ug/L	269516	1	10/31/2018 02:07	JB
Dichlorodifluoromethane	BRL	10		ug/L	269516	1	10/31/2018 02:07	JB
Ethylbenzene	BRL	5.0		ug/L	269516	1	10/31/2018 02:07	JB
Freon-113	BRL	10		ug/L	269516	1	10/31/2018 02:07	JB
Isopropylbenzene	BRL	5.0		ug/L	269516	1	10/31/2018 02:07	JB
m,p-Xylene	BRL	5.0		ug/L	269516	1	10/31/2018 02:07	JB
Methyl acetate	BRL	5.0		ug/L	269516	1	10/31/2018 02:07	JB
Methyl tert-butyl ether	BRL	5.0		ug/L	269516	1	10/31/2018 02:07	JB

Qualifiers:

- * Value exceeds maximum contaminant level
- BRL Below reporting limit
- H Holding times for preparation or analysis exceeded
- N Analyte not NELAC certified
- B Analyte detected in the associated method blank
- > Greater than Result value
- E Estimated (value above quantitation range)
- S Spike Recovery outside limits due to matrix
- Narr See case narrative
- NC Not confirmed
- < Less than Result value
- J Estimated value detected below Reporting Limit

Analytical Environmental Services, Inc **Date:** 5-Nov-18

Client:	Environmental Planning Specialists, Inc.	**Client Sample ID:**	18296-MW-9
Project Name:	Rheem	**Collection Date:**	10/23/2018 1:30:00 PM
Lab ID:	1810P98-015	**Matrix:**	Groundwater

Analyses	Result	Reporting Limit	Qual	Units	BatchID	Dilution Factor	Date Analyzed	Analyst
TCL VOLATILE ORGANICS SW8260B				**(SW5030B)**				
Methylcyclohexane	BRL	5.0		ug/L	269516	1	10/31/2018 02:07	JB
Methylene chloride	BRL	5.0		ug/L	269516	1	10/31/2018 02:07	JB
o-Xylene	BRL	5.0		ug/L	269516	1	10/31/2018 02:07	JB
Styrene	BRL	5.0		ug/L	269516	1	10/31/2018 02:07	JB
Tetrachloroethene	BRL	5.0		ug/L	269516	1	10/31/2018 02:07	JB
Toluene	BRL	5.0		ug/L	269516	1	10/31/2018 02:07	JB
trans-1,2-Dichloroethene	BRL	5.0		ug/L	269516	1	10/31/2018 02:07	JB
trans-1,3-Dichloropropene	BRL	5.0		ug/L	269516	1	10/31/2018 02:07	JB
Trichloroethene	6400	500		ug/L	269516	100	10/30/2018 02:12	JB
Trichlorofluoromethane	BRL	5.0		ug/L	269516	1	10/31/2018 02:07	JB
Vinyl chloride	8.8	2.0		ug/L	269516	1	10/31/2018 02:07	JB
Surr: 4-Bromofluorobenzene	91.8	68-127		%REC	269516	1	10/31/2018 02:07	JB
Surr: 4-Bromofluorobenzene	92.3	68-127		%REC	269516	100	10/30/2018 02:12	JB
Surr: 4-Bromofluorobenzene	92.4	68-127		%REC	269516	10	10/31/2018 02:32	JB
Surr: Dibromofluoromethane	94.4	84.4-122		%REC	269516	1	10/31/2018 02:07	JB
Surr: Dibromofluoromethane	94.3	84.4-122		%REC	269516	10	10/31/2018 02:32	JB
Surr: Dibromofluoromethane	98.1	84.4-122		%REC	269516	100	10/30/2018 02:12	JB
Surr: Toluene-d8	95.5	80.1-116		%REC	269516	1	10/31/2018 02:07	JB
Surr: Toluene-d8	95.1	80.1-116		%REC	269516	10	10/31/2018 02:32	JB
Surr: Toluene-d8	96	80.1-116		%REC	269516	100	10/30/2018 02:12	JB
GC Analysis of Gaseous Samples SOP-RSK 175				**(RSK175)**				
Ethane	13	9.0		ug/L	269569	1	10/31/2018 13:34	UH
Ethylene	140	7.0		ug/L	269569	1	10/31/2018 13:34	UH
Methane	11000	400		ug/L	269569	100	10/31/2018 14:36	UH

Qualifiers:

*	Value exceeds maximum contaminant level	E	Estimated (value above quantitation range)
BRL	Below reporting limit	S	Spike Recovery outside limits due to matrix
H	Holding times for preparation or analysis exceeded	Narr	See case narrative
N	Analyte not NELAC certified	NC	Not confirmed
B	Analyte detected in the associated method blank	<	Less than Result value
>	Greater than Result value	J	Estimated value detected below Reporting Limit

Analytical Environmental Services, Inc **Date:** 5-Nov-18

Client:	Environmental Planning Specialists, Inc.	**Client Sample ID:**	18295-MW-48A
Project Name:	Rheem	**Collection Date:**	10/22/2018 4:15:00 PM
Lab ID:	1810P98-016	**Matrix:**	Groundwater

Analyses	Result	Reporting Limit	Qual	Units	BatchID	Dilution Factor	Date Analyzed	Analyst
Total Organic Carbon (TOC) SW9060A								
Organic Carbon, Total	26.3	1.00		mg/L	R383455	1	10/30/2018 13:37	ME
TCL VOLATILE ORGANICS SW8260B				**(SW5030B)**				
1,1,1-Trichloroethane	BRL	5.0		ug/L	269516	1	10/31/2018 00:04	JB
1,1,2,2-Tetrachloroethane	BRL	5.0		ug/L	269516	1	10/31/2018 00:04	JB
1,1,2-Trichloroethane	BRL	5.0		ug/L	269516	1	10/31/2018 00:04	JB
1,1-Dichloroethane	BRL	5.0		ug/L	269516	1	10/31/2018 00:04	JB
1,1-Dichloroethene	BRL	5.0		ug/L	269516	1	10/31/2018 00:04	JB
1,2,4-Trichlorobenzene	BRL	5.0		ug/L	269516	1	10/31/2018 00:04	JB
1,2-Dibromo-3-chloropropane	BRL	5.0		ug/L	269516	1	10/31/2018 00:04	JB
1,2-Dibromoethane	BRL	5.0		ug/L	269516	1	10/31/2018 00:04	JB
1,2-Dichlorobenzene	BRL	5.0		ug/L	269516	1	10/31/2018 00:04	JB
1,2-Dichloroethane	BRL	5.0		ug/L	269516	1	10/31/2018 00:04	JB
1,2-Dichloropropane	BRL	5.0		ug/L	269516	1	10/31/2018 00:04	JB
1,3-Dichlorobenzene	BRL	5.0		ug/L	269516	1	10/31/2018 00:04	JB
1,4-Dichlorobenzene	BRL	5.0		ug/L	269516	1	10/31/2018 00:04	JB
2-Butanone	180	50		ug/L	269516	1	10/31/2018 00:04	JB
2-Hexanone	BRL	10		ug/L	269516	1	10/31/2018 00:04	JB
4-Methyl-2-pentanone	BRL	10		ug/L	269516	1	10/31/2018 00:04	JB
Acetone	75	50		ug/L	269516	1	10/31/2018 00:04	JB
Benzene	BRL	5.0		ug/L	269516	1	10/31/2018 00:04	JB
Bromodichloromethane	BRL	5.0		ug/L	269516	1	10/31/2018 00:04	JB
Bromoform	BRL	5.0		ug/L	269516	1	10/31/2018 00:04	JB
Bromomethane	BRL	5.0		ug/L	269516	1	10/31/2018 00:04	JB
Carbon disulfide	BRL	5.0		ug/L	269516	1	10/31/2018 00:04	JB
Carbon tetrachloride	BRL	5.0		ug/L	269516	1	10/31/2018 00:04	JB
Chlorobenzene	BRL	5.0		ug/L	269516	1	10/31/2018 00:04	JB
Chloroethane	BRL	10		ug/L	269516	1	10/31/2018 00:04	JB
Chloroform	BRL	5.0		ug/L	269516	1	10/31/2018 00:04	JB
Chloromethane	BRL	10		ug/L	269516	1	10/31/2018 00:04	JB
cis-1,2-Dichloroethene	220	50		ug/L	269516	10	10/31/2018 00:29	JB
cis-1,3-Dichloropropene	BRL	5.0		ug/L	269516	1	10/31/2018 00:04	JB
Cyclohexane	BRL	5.0		ug/L	269516	1	10/31/2018 00:04	JB
Dibromochloromethane	BRL	5.0		ug/L	269516	1	10/31/2018 00:04	JB
Dichlorodifluoromethane	BRL	10		ug/L	269516	1	10/31/2018 00:04	JB
Ethylbenzene	BRL	5.0		ug/L	269516	1	10/31/2018 00:04	JB
Freon-113	BRL	10		ug/L	269516	1	10/31/2018 00:04	JB
Isopropylbenzene	BRL	5.0		ug/L	269516	1	10/31/2018 00:04	JB
m,p-Xylene	BRL	5.0		ug/L	269516	1	10/31/2018 00:04	JB
Methyl acetate	BRL	5.0		ug/L	269516	1	10/31/2018 00:04	JB
Methyl tert-butyl ether	BRL	5.0		ug/L	269516	1	10/31/2018 00:04	JB

Qualifiers:

*	Value exceeds maximum contaminant level	E	Estimated (value above quantitation range)
BRL	Below reporting limit	S	Spike Recovery outside limits due to matrix
H	Holding times for preparation or analysis exceeded	Narr	See case narrative
N	Analyte not NELAC certified	NC	Not confirmed
B	Analyte detected in the associated method blank	<	Less than Result value
>	Greater than Result value	J	Estimated value detected below Reporting Limit

Analytical Environmental Services, Inc **Date:** 5-Nov-18

Client:	Environmental Planning Specialists, Inc.	**Client Sample ID:**	18295-MW-48A
Project Name:	Rheem	**Collection Date:**	10/22/2018 4:15:00 PM
Lab ID:	1810P98-016	**Matrix:**	Groundwater

Analyses	Result	Reporting Limit	Qual	Units	BatchID	Dilution Factor	Date Analyzed	Analyst
TCL VOLATILE ORGANICS SW8260B				**(SW5030B)**				
Methylcyclohexane	BRL	5.0		ug/L	269516	1	10/31/2018 00:04	JB
Methylene chloride	BRL	5.0		ug/L	269516	1	10/31/2018 00:04	JB
o-Xylene	BRL	5.0		ug/L	269516	1	10/31/2018 00:04	JB
Styrene	BRL	5.0		ug/L	269516	1	10/31/2018 00:04	JB
Tetrachloroethene	BRL	5.0		ug/L	269516	1	10/31/2018 00:04	JB
Toluene	BRL	5.0		ug/L	269516	1	10/31/2018 00:04	JB
trans-1,2-Dichloroethene	BRL	5.0		ug/L	269516	1	10/31/2018 00:04	JB
trans-1,3-Dichloropropene	BRL	5.0		ug/L	269516	1	10/31/2018 00:04	JB
Trichloroethene	11	5.0		ug/L	269516	1	10/31/2018 00:04	JB
Trichlorofluoromethane	BRL	5.0		ug/L	269516	1	10/31/2018 00:04	JB
Vinyl chloride	84	2.0		ug/L	269516	1	10/31/2018 00:04	JB
Surr: 4-Bromofluorobenzene	95.8	68-127		%REC	269516	10	10/31/2018 00:29	JB
Surr: 4-Bromofluorobenzene	96.1	68-127		%REC	269516	1	10/31/2018 00:04	JB
Surr: Dibromofluoromethane	94.9	84.4-122		%REC	269516	1	10/31/2018 00:04	JB
Surr: Dibromofluoromethane	98.6	84.4-122		%REC	269516	10	10/31/2018 00:29	JB
Surr: Toluene-d8	94.1	80.1-116		%REC	269516	10	10/31/2018 00:29	JB
Surr: Toluene-d8	96.4	80.1-116		%REC	269516	1	10/31/2018 00:04	JB
GC Analysis of Gaseous Samples SOP-RSK 175				**(RSK175)**				
Ethane	BRL	9.0		ug/L	269569	1	10/31/2018 13:51	UH
Ethylene	310	7.0		ug/L	269569	1	10/31/2018 13:51	UH
Methane	3300	80		ug/L	269569	20	10/31/2018 14:41	UH

Qualifiers:

*	Value exceeds maximum contaminant level	E	Estimated (value above quantitation range)
BRL	Below reporting limit	S	Spike Recovery outside limits due to matrix
H	Holding times for preparation or analysis exceeded	Narr	See case narrative
N	Analyte not NELAC certified	NC	Not confirmed
B	Analyte detected in the associated method blank	<	Less than Result value
>	Greater than Result value	J	Estimated value detected below Reporting Limit

Analytical Environmental Services, Inc **Date:** 5-Nov-18

Client:	Environmental Planning Specialists, Inc.	**Client Sample ID:**	18296-MW-49B
Project Name:	Rheem	**Collection Date:**	10/23/2018 10:20:00 AM
Lab ID:	1810P98-017	**Matrix:**	Groundwater

Analyses	Result	Reporting Limit	Qual	Units	BatchID	Dilution Factor	Date Analyzed	Analyst
Total Organic Carbon (TOC) SW9060A								
Organic Carbon, Total	143	5.00		mg/L	R383455	5	10/31/2018 09:19	ME
TCL VOLATILE ORGANICS SW8260B				**(SW5030B)**				
1,1,1-Trichloroethane	BRL	5.0		ug/L	269516	1	10/30/2018 20:25	JB
1,1,2,2-Tetrachloroethane	BRL	5.0		ug/L	269516	1	10/30/2018 20:25	JB
1,1,2-Trichloroethane	6.3	5.0		ug/L	269516	1	10/30/2018 20:25	JB
1,1-Dichloroethane	BRL	5.0		ug/L	269516	1	10/30/2018 20:25	JB
1,1-Dichloroethene	BRL	5.0		ug/L	269516	1	10/30/2018 20:25	JB
1,2,4-Trichlorobenzene	BRL	5.0		ug/L	269516	1	10/30/2018 20:25	JB
1,2-Dibromo-3-chloropropane	BRL	5.0		ug/L	269516	1	10/30/2018 20:25	JB
1,2-Dibromoethane	BRL	5.0		ug/L	269516	1	10/30/2018 20:25	JB
1,2-Dichlorobenzene	BRL	5.0		ug/L	269516	1	10/30/2018 20:25	JB
1,2-Dichloroethane	BRL	5.0		ug/L	269516	1	10/30/2018 20:25	JB
1,2-Dichloropropane	BRL	5.0		ug/L	269516	1	10/30/2018 20:25	JB
1,3-Dichlorobenzene	BRL	5.0		ug/L	269516	1	10/30/2018 20:25	JB
1,4-Dichlorobenzene	BRL	5.0		ug/L	269516	1	10/30/2018 20:25	JB
2-Butanone	BRL	50		ug/L	269516	1	10/30/2018 20:25	JB
2-Hexanone	BRL	10		ug/L	269516	1	10/30/2018 20:25	JB
4-Methyl-2-pentanone	BRL	10		ug/L	269516	1	10/30/2018 20:25	JB
Acetone	BRL	50		ug/L	269516	1	10/30/2018 20:25	JB
Benzene	BRL	5.0		ug/L	269516	1	10/30/2018 20:25	JB
Bromodichloromethane	BRL	5.0		ug/L	269516	1	10/30/2018 20:25	JB
Bromoform	BRL	5.0		ug/L	269516	1	10/30/2018 20:25	JB
Bromomethane	BRL	5.0		ug/L	269516	1	10/30/2018 20:25	JB
Carbon disulfide	BRL	5.0		ug/L	269516	1	10/30/2018 20:25	JB
Carbon tetrachloride	BRL	5.0		ug/L	269516	1	10/30/2018 20:25	JB
Chlorobenzene	BRL	5.0		ug/L	269516	1	10/30/2018 20:25	JB
Chloroethane	BRL	10		ug/L	269516	1	10/30/2018 20:25	JB
Chloroform	BRL	5.0		ug/L	269516	1	10/30/2018 20:25	JB
Chloromethane	BRL	10		ug/L	269516	1	10/30/2018 20:25	JB
cis-1,2-Dichloroethene	8.7	5.0		ug/L	269516	1	10/30/2018 20:25	JB
cis-1,3-Dichloropropene	BRL	5.0		ug/L	269516	1	10/30/2018 20:25	JB
Cyclohexane	BRL	5.0		ug/L	269516	1	10/30/2018 20:25	JB
Dibromochloromethane	BRL	5.0		ug/L	269516	1	10/30/2018 20:25	JB
Dichlorodifluoromethane	BRL	10		ug/L	269516	1	10/30/2018 20:25	JB
Ethylbenzene	BRL	5.0		ug/L	269516	1	10/30/2018 20:25	JB
Freon-113	BRL	10		ug/L	269516	1	10/30/2018 20:25	JB
Isopropylbenzene	BRL	5.0		ug/L	269516	1	10/30/2018 20:25	JB
m,p-Xylene	BRL	5.0		ug/L	269516	1	10/30/2018 20:25	JB
Methyl acetate	BRL	5.0		ug/L	269516	1	10/30/2018 20:25	JB
Methyl tert-butyl ether	BRL	5.0		ug/L	269516	1	10/30/2018 20:25	JB

Qualifiers:

- * Value exceeds maximum contaminant level
- BRL Below reporting limit
- H Holding times for preparation or analysis exceeded
- N Analyte not NELAC certified
- B Analyte detected in the associated method blank
- > Greater than Result value
- E Estimated (value above quantitation range)
- S Spike Recovery outside limits due to matrix
- Narr See case narrative
- NC Not confirmed
- < Less than Result value
- J Estimated value detected below Reporting Limit

Analytical Environmental Services, Inc **Date:** 5-Nov-18

Client:	Environmental Planning Specialists, Inc.	**Client Sample ID:**	18296-MW-49B
Project Name:	Rheem	**Collection Date:**	10/23/2018 10:20:00 AM
Lab ID:	1810P98-017	**Matrix:**	Groundwater

Analyses	Result	Reporting Limit	Qual	Units	BatchID	Dilution Factor	Date Analyzed	Analyst
TCL VOLATILE ORGANICS SW8260B				**(SW5030B)**				
Methylcyclohexane	BRL	5.0		ug/L	269516	1	10/30/2018 20:25	JB
Methylene chloride	BRL	5.0		ug/L	269516	1	10/30/2018 20:25	JB
o-Xylene	BRL	5.0		ug/L	269516	1	10/30/2018 20:25	JB
Styrene	BRL	5.0		ug/L	269516	1	10/30/2018 20:25	JB
Tetrachloroethene	BRL	5.0		ug/L	269516	1	10/30/2018 20:25	JB
Toluene	BRL	5.0		ug/L	269516	1	10/30/2018 20:25	JB
trans-1,2-Dichloroethene	16	5.0		ug/L	269516	1	10/30/2018 20:25	JB
trans-1,3-Dichloropropene	BRL	5.0		ug/L	269516	1	10/30/2018 20:25	JB
Trichloroethene	9.8	5.0		ug/L	269516	1	10/30/2018 20:25	JB
Trichlorofluoromethane	BRL	5.0		ug/L	269516	1	10/30/2018 20:25	JB
Vinyl chloride	10.0	2.0		ug/L	269516	1	10/30/2018 20:25	JB
Surr: 4-Bromofluorobenzene	99.1	68-127		%REC	269516	1	10/30/2018 20:25	JB
Surr: Dibromofluoromethane	96.7	84.4-122		%REC	269516	1	10/30/2018 20:25	JB
Surr: Toluene-d8	96.1	80.1-116		%REC	269516	1	10/30/2018 20:25	JB
GC Analysis of Gaseous Samples SOP-RSK 175				**(RSK175)**				
Ethane	9.3	9.0		ug/L	269569	1	10/31/2018 13:58	UH
Ethylene	2300	140		ug/L	269569	20	10/31/2018 14:47	UH
Methane	2800	80		ug/L	269569	20	10/31/2018 14:47	UH

Qualifiers:

- * Value exceeds maximum contaminant level
- BRL Below reporting limit
- H Holding times for preparation or analysis exceeded
- N Analyte not NELAC certified
- B Analyte detected in the associated method blank
- > Greater than Result value
- E Estimated (value above quantitation range)
- S Spike Recovery outside limits due to matrix
- Narr See case narrative
- NC Not confirmed
- < Less than Result value
- J Estimated value detected below Reporting Limit

Analytical Environmental Services, Inc **Date:** 5-Nov-18

Client:	Environmental Planning Specialists, Inc.	**Client Sample ID:**	18296-MW-49C
Project Name:	Rheem	**Collection Date:**	10/23/2018 12:20:00 PM
Lab ID:	1810P98-018	**Matrix:**	Groundwater

Analyses	Result	Reporting Limit	Qual	Units	BatchID	Dilution Factor	Date Analyzed	Analyst
Total Organic Carbon (TOC) SW9060A								
Organic Carbon, Total	1890	40.0		mg/L	R383455	40	10/31/2018 09:47	ME
TCL VOLATILE ORGANICS SW8260B				**(SW5030B)**				
1,1,1-Trichloroethane	BRL	5.0		ug/L	269516	1	10/31/2018 21:44	JB
1,1,2,2-Tetrachloroethane	BRL	5.0		ug/L	269516	1	10/31/2018 21:44	JB
1,1,2-Trichloroethane	BRL	5.0		ug/L	269516	1	10/31/2018 21:44	JB
1,1-Dichloroethane	BRL	5.0		ug/L	269516	1	10/31/2018 21:44	JB
1,1-Dichloroethene	BRL	5.0		ug/L	269516	1	10/31/2018 21:44	JB
1,2,4-Trichlorobenzene	BRL	5.0		ug/L	269516	1	10/31/2018 21:44	JB
1,2-Dibromo-3-chloropropane	BRL	5.0		ug/L	269516	1	10/31/2018 21:44	JB
1,2-Dibromoethane	BRL	5.0		ug/L	269516	1	10/31/2018 21:44	JB
1,2-Dichlorobenzene	BRL	5.0		ug/L	269516	1	10/31/2018 21:44	JB
1,2-Dichloroethane	BRL	5.0		ug/L	269516	1	10/31/2018 21:44	JB
1,2-Dichloropropane	BRL	5.0		ug/L	269516	1	10/31/2018 21:44	JB
1,3-Dichlorobenzene	BRL	5.0		ug/L	269516	1	10/31/2018 21:44	JB
1,4-Dichlorobenzene	BRL	5.0		ug/L	269516	1	10/31/2018 21:44	JB
2-Butanone	190	50		ug/L	269516	1	10/31/2018 21:44	JB
2-Hexanone	BRL	10		ug/L	269516	1	10/31/2018 21:44	JB
4-Methyl-2-pentanone	BRL	10		ug/L	269516	1	10/31/2018 21:44	JB
Acetone	63	50		ug/L	269516	1	10/31/2018 21:44	JB
Benzene	BRL	5.0		ug/L	269516	1	10/31/2018 21:44	JB
Bromodichloromethane	BRL	5.0		ug/L	269516	1	10/31/2018 21:44	JB
Bromoform	BRL	5.0		ug/L	269516	1	10/31/2018 21:44	JB
Bromomethane	BRL	5.0		ug/L	269516	1	10/31/2018 21:44	JB
Carbon disulfide	BRL	5.0		ug/L	269516	1	10/31/2018 21:44	JB
Carbon tetrachloride	BRL	5.0		ug/L	269516	1	10/31/2018 21:44	JB
Chlorobenzene	BRL	5.0		ug/L	269516	1	10/31/2018 21:44	JB
Chloroethane	BRL	10		ug/L	269516	1	10/31/2018 21:44	JB
Chloroform	BRL	5.0		ug/L	269516	1	10/31/2018 21:44	JB
Chloromethane	BRL	10		ug/L	269516	1	10/31/2018 21:44	JB
cis-1,2-Dichloroethene	100	5.0		ug/L	269516	1	10/31/2018 21:44	JB
cis-1,3-Dichloropropene	BRL	5.0		ug/L	269516	1	10/31/2018 21:44	JB
Cyclohexane	BRL	5.0		ug/L	269516	1	10/31/2018 21:44	JB
Dibromochloromethane	BRL	5.0		ug/L	269516	1	10/31/2018 21:44	JB
Dichlorodifluoromethane	BRL	10		ug/L	269516	1	10/31/2018 21:44	JB
Ethylbenzene	BRL	5.0		ug/L	269516	1	10/31/2018 21:44	JB
Freon-113	BRL	10		ug/L	269516	1	10/31/2018 21:44	JB
Isopropylbenzene	BRL	5.0		ug/L	269516	1	10/31/2018 21:44	JB
m,p-Xylene	BRL	5.0		ug/L	269516	1	10/31/2018 21:44	JB
Methyl acetate	9.2	5.0		ug/L	269516	1	10/31/2018 21:44	JB
Methyl tert-butyl ether	BRL	5.0		ug/L	269516	1	10/31/2018 21:44	JB

Qualifiers:

*	Value exceeds maximum contaminant level	E	Estimated (value above quantitation range)
BRL	Below reporting limit	S	Spike Recovery outside limits due to matrix
H	Holding times for preparation or analysis exceeded	Narr	See case narrative
N	Analyte not NELAC certified	NC	Not confirmed
B	Analyte detected in the associated method blank	<	Less than Result value
>	Greater than Result value	J	Estimated value detected below Reporting Limit

Analytical Environmental Services, Inc **Date:** 5-Nov-18

Client:	Environmental Planning Specialists, Inc.	**Client Sample ID:**	18296-MW-49C
Project Name:	Rheem	**Collection Date:**	10/23/2018 12:20:00 PM
Lab ID:	1810P98-018	**Matrix:**	Groundwater

Analyses	Result	Reporting Limit	Qual	Units	BatchID	Dilution Factor	Date Analyzed	Analyst
TCL VOLATILE ORGANICS SW8260B				**(SW5030B)**				
Methylcyclohexane	BRL	5.0		ug/L	269516	1	10/31/2018 21:44	JB
Methylene chloride	BRL	5.0		ug/L	269516	1	10/31/2018 21:44	JB
o-Xylene	BRL	5.0		ug/L	269516	1	10/31/2018 21:44	JB
Styrene	BRL	5.0		ug/L	269516	1	10/31/2018 21:44	JB
Tetrachloroethene	BRL	5.0		ug/L	269516	1	10/31/2018 21:44	JB
Toluene	BRL	5.0		ug/L	269516	1	10/31/2018 21:44	JB
trans-1,2-Dichloroethene	BRL	5.0		ug/L	269516	1	10/31/2018 21:44	JB
trans-1,3-Dichloropropene	BRL	5.0		ug/L	269516	1	10/31/2018 21:44	JB
Trichloroethene	120	5.0		ug/L	269516	1	10/31/2018 21:44	JB
Trichlorofluoromethane	BRL	5.0		ug/L	269516	1	10/31/2018 21:44	JB
Vinyl chloride	BRL	2.0		ug/L	269516	1	10/31/2018 21:44	JB
Surr: 4-Bromofluorobenzene	102	68-127		%REC	269516	1	10/31/2018 21:44	JB
Surr: Dibromofluoromethane	92.6	84.4-122		%REC	269516	1	10/31/2018 21:44	JB
Surr: Toluene-d8	94.5	80.1-116		%REC	269516	1	10/31/2018 21:44	JB
GC Analysis of Gaseous Samples SOP-RSK 175				**(RSK175)**				
Ethane	BRL	9.0		ug/L	269569	1	10/31/2018 14:05	UH
Ethylene	BRL	7.0		ug/L	269569	1	10/31/2018 14:05	UH
Methane	3100	80		ug/L	269569	20	10/31/2018 14:52	UH

Qualifiers:

*	Value exceeds maximum contaminant level	E	Estimated (value above quantitation range)
BRL	Below reporting limit	S	Spike Recovery outside limits due to matrix
H	Holding times for preparation or analysis exceeded	Narr	See case narrative
N	Analyte not NELAC certified	NC	Not confirmed
B	Analyte detected in the associated method blank	<	Less than Result value
>	Greater than Result value	J	Estimated value detected below Reporting Limit

Analytical Environmental Services, Inc **Date:** 5-Nov-18

Client:	Environmental Planning Specialists, Inc.	**Client Sample ID:**	18296-MW-51A
Project Name:	Rheem	**Collection Date:**	10/23/2018 2:30:00 PM
Lab ID:	1810P98-019	**Matrix:**	Groundwater

Analyses	Result	Reporting Limit	Qual	Units	BatchID	Dilution Factor	Date Analyzed	Analyst
Total Organic Carbon (TOC) SW9060A								
Organic Carbon, Total	92.4	5.00		mg/L	R383455	5	10/31/2018 10:15	ME
TCL VOLATILE ORGANICS SW8260B				**(SW5030B)**				
1,1,1-Trichloroethane	BRL	500		ug/L	269516	100	10/30/2018 03:26	JB
1,1,2,2-Tetrachloroethane	BRL	500		ug/L	269516	100	10/30/2018 03:26	JB
1,1,2-Trichloroethane	BRL	500		ug/L	269516	100	10/30/2018 03:26	JB
1,1-Dichloroethane	BRL	500		ug/L	269516	100	10/30/2018 03:26	JB
1,1-Dichloroethene	BRL	500		ug/L	269516	100	10/30/2018 03:26	JB
1,2,4-Trichlorobenzene	BRL	500		ug/L	269516	100	10/30/2018 03:26	JB
1,2-Dibromo-3-chloropropane	BRL	500		ug/L	269516	100	10/30/2018 03:26	JB
1,2-Dibromoethane	BRL	500		ug/L	269516	100	10/30/2018 03:26	JB
1,2-Dichlorobenzene	BRL	500		ug/L	269516	100	10/30/2018 03:26	JB
1,2-Dichloroethane	BRL	500		ug/L	269516	100	10/30/2018 03:26	JB
1,2-Dichloropropane	BRL	500		ug/L	269516	100	10/30/2018 03:26	JB
1,3-Dichlorobenzene	BRL	500		ug/L	269516	100	10/30/2018 03:26	JB
1,4-Dichlorobenzene	BRL	500		ug/L	269516	100	10/30/2018 03:26	JB
2-Butanone	BRL	5000		ug/L	269516	100	10/30/2018 03:26	JB
2-Hexanone	BRL	1000		ug/L	269516	100	10/30/2018 03:26	JB
4-Methyl-2-pentanone	BRL	1000		ug/L	269516	100	10/30/2018 03:26	JB
Acetone	BRL	5000		ug/L	269516	100	10/30/2018 03:26	JB
Benzene	BRL	500		ug/L	269516	100	10/30/2018 03:26	JB
Bromodichloromethane	BRL	500		ug/L	269516	100	10/30/2018 03:26	JB
Bromoform	BRL	500		ug/L	269516	100	10/30/2018 03:26	JB
Bromomethane	BRL	500		ug/L	269516	100	10/30/2018 03:26	JB
Carbon disulfide	BRL	500		ug/L	269516	100	10/30/2018 03:26	JB
Carbon tetrachloride	BRL	500		ug/L	269516	100	10/30/2018 03:26	JB
Chlorobenzene	BRL	500		ug/L	269516	100	10/30/2018 03:26	JB
Chloroethane	BRL	1000		ug/L	269516	100	10/30/2018 03:26	JB
Chloroform	BRL	500		ug/L	269516	100	10/30/2018 03:26	JB
Chloromethane	BRL	1000		ug/L	269516	100	10/30/2018 03:26	JB
cis-1,2-Dichloroethene	47000	25000		ug/L	269516	5000	10/31/2018 04:58	JB
cis-1,3-Dichloropropene	BRL	500		ug/L	269516	100	10/30/2018 03:26	JB
Cyclohexane	BRL	500		ug/L	269516	100	10/30/2018 03:26	JB
Dibromochloromethane	BRL	500		ug/L	269516	100	10/30/2018 03:26	JB
Dichlorodifluoromethane	BRL	1000		ug/L	269516	100	10/30/2018 03:26	JB
Ethylbenzene	BRL	500		ug/L	269516	100	10/30/2018 03:26	JB
Freon-113	BRL	1000		ug/L	269516	100	10/30/2018 03:26	JB
Isopropylbenzene	BRL	500		ug/L	269516	100	10/30/2018 03:26	JB
m,p-Xylene	BRL	500		ug/L	269516	100	10/30/2018 03:26	JB
Methyl acetate	BRL	500		ug/L	269516	100	10/30/2018 03:26	JB
Methyl tert-butyl ether	BRL	500		ug/L	269516	100	10/30/2018 03:26	JB

Qualifiers:

*	Value exceeds maximum contaminant level	E	Estimated (value above quantitation range)
BRL	Below reporting limit	S	Spike Recovery outside limits due to matrix
H	Holding times for preparation or analysis exceeded	Narr	See case narrative
N	Analyte not NELAC certified	NC	Not confirmed
B	Analyte detected in the associated method blank	<	Less than Result value
>	Greater than Result value	J	Estimated value detected below Reporting Limit

Analytical Environmental Services, Inc **Date:** 5-Nov-18

Client:	Environmental Planning Specialists, Inc.	**Client Sample ID:**	18296-MW-51A
Project Name:	Rheem	**Collection Date:**	10/23/2018 2:30:00 PM
Lab ID:	1810P98-019	**Matrix:**	Groundwater

Analyses	Result	Reporting Limit	Qual	Units	BatchID	Dilution Factor	Date Analyzed	Analyst
TCL VOLATILE ORGANICS SW8260B				**(SW5030B)**				
Methylcyclohexane	BRL	500		ug/L	269516	100	10/30/2018 03:26	JB
Methylene chloride	BRL	500		ug/L	269516	100	10/30/2018 03:26	JB
o-Xylene	BRL	500		ug/L	269516	100	10/30/2018 03:26	JB
Styrene	BRL	500		ug/L	269516	100	10/30/2018 03:26	JB
Tetrachloroethene	BRL	500		ug/L	269516	100	10/30/2018 03:26	JB
Toluene	BRL	500		ug/L	269516	100	10/30/2018 03:26	JB
trans-1,2-Dichloroethene	BRL	500		ug/L	269516	100	10/30/2018 03:26	JB
trans-1,3-Dichloropropene	BRL	500		ug/L	269516	100	10/30/2018 03:26	JB
Trichloroethene	310000	25000		ug/L	269516	5000	10/31/2018 04:58	JB
Trichlorofluoromethane	BRL	500		ug/L	269516	100	10/30/2018 03:26	JB
Vinyl chloride	BRL	200		ug/L	269516	100	10/30/2018 03:26	JB
Surr: 4-Bromofluorobenzene	92.9	68-127		%REC	269516	5000	10/31/2018 04:58	JB
Surr: 4-Bromofluorobenzene	90	68-127		%REC	269516	100	10/30/2018 03:26	JB
Surr: Dibromofluoromethane	95.8	84.4-122		%REC	269516	5000	10/31/2018 04:58	JB
Surr: Dibromofluoromethane	97.7	84.4-122		%REC	269516	100	10/30/2018 03:26	JB
Surr: Toluene-d8	95	80.1-116		%REC	269516	5000	10/31/2018 04:58	JB
Surr: Toluene-d8	95.9	80.1-116		%REC	269516	100	10/30/2018 03:26	JB
GC Analysis of Gaseous Samples SOP-RSK 175				**(RSK175)**				
Ethane	21	9.0		ug/L	269569	1	10/31/2018 14:20	UH
Ethylene	7.5	7.0		ug/L	269569	1	10/31/2018 14:20	UH
Methane	4.1	4.0		ug/L	269569	1	10/31/2018 14:20	UH

Qualifiers:

*	Value exceeds maximum contaminant level	E	Estimated (value above quantitation range)
BRL	Below reporting limit	S	Spike Recovery outside limits due to matrix
H	Holding times for preparation or analysis exceeded	Narr	See case narrative
N	Analyte not NELAC certified	NC	Not confirmed
B	Analyte detected in the associated method blank	<	Less than Result value
>	Greater than Result value	J	Estimated value detected below Reporting Limit

Analytical Environmental Services, Inc **Date:** 5-Nov-18

Client:	Environmental Planning Specialists, Inc.	**Client Sample ID:**	18298-MW-51B
Project Name:	Rheem	**Collection Date:**	10/25/2018 9:00:00 AM
Lab ID:	1810P98-020	**Matrix:**	Groundwater

Analyses	Result	Reporting Limit	Qual	Units	BatchID	Dilution Factor	Date Analyzed	Analyst
Total Organic Carbon (TOC) SW9060A								
Organic Carbon, Total	83.8	5.00		mg/L	R383455	5	10/31/2018 10:43	ME
TCL VOLATILE ORGANICS SW8260B				**(SW5030B)**				
1,1,1-Trichloroethane	BRL	2500		ug/L	269516	500	10/30/2018 00:34	JB
1,1,2,2-Tetrachloroethane	BRL	2500		ug/L	269516	500	10/30/2018 00:34	JB
1,1,2-Trichloroethane	BRL	2500		ug/L	269516	500	10/30/2018 00:34	JB
1,1-Dichloroethane	BRL	2500		ug/L	269516	500	10/30/2018 00:34	JB
1,1-Dichloroethene	BRL	2500		ug/L	269516	500	10/30/2018 00:34	JB
1,2,4-Trichlorobenzene	BRL	2500		ug/L	269516	500	10/30/2018 00:34	JB
1,2-Dibromo-3-chloropropane	BRL	2500		ug/L	269516	500	10/30/2018 00:34	JB
1,2-Dibromoethane	BRL	2500		ug/L	269516	500	10/30/2018 00:34	JB
1,2-Dichlorobenzene	BRL	2500		ug/L	269516	500	10/30/2018 00:34	JB
1,2-Dichloroethane	BRL	2500		ug/L	269516	500	10/30/2018 00:34	JB
1,2-Dichloropropane	BRL	2500		ug/L	269516	500	10/30/2018 00:34	JB
1,3-Dichlorobenzene	BRL	2500		ug/L	269516	500	10/30/2018 00:34	JB
1,4-Dichlorobenzene	BRL	2500		ug/L	269516	500	10/30/2018 00:34	JB
2-Butanone	BRL	25000		ug/L	269516	500	10/30/2018 00:34	JB
2-Hexanone	BRL	5000		ug/L	269516	500	10/30/2018 00:34	JB
4-Methyl-2-pentanone	BRL	5000		ug/L	269516	500	10/30/2018 00:34	JB
Acetone	BRL	25000		ug/L	269516	500	10/30/2018 00:34	JB
Benzene	BRL	2500		ug/L	269516	500	10/30/2018 00:34	JB
Bromodichloromethane	BRL	2500		ug/L	269516	500	10/30/2018 00:34	JB
Bromoform	BRL	2500		ug/L	269516	500	10/30/2018 00:34	JB
Bromomethane	BRL	2500		ug/L	269516	500	10/30/2018 00:34	JB
Carbon disulfide	BRL	2500		ug/L	269516	500	10/30/2018 00:34	JB
Carbon tetrachloride	BRL	2500		ug/L	269516	500	10/30/2018 00:34	JB
Chlorobenzene	BRL	2500		ug/L	269516	500	10/30/2018 00:34	JB
Chloroethane	BRL	5000		ug/L	269516	500	10/30/2018 00:34	JB
Chloroform	BRL	2500		ug/L	269516	500	10/30/2018 00:34	JB
Chloromethane	BRL	5000		ug/L	269516	500	10/30/2018 00:34	JB
cis-1,2-Dichloroethene	170000	25000		ug/L	269516	5000	10/31/2018 04:33	JB
cis-1,3-Dichloropropene	BRL	2500		ug/L	269516	500	10/30/2018 00:34	JB
Cyclohexane	BRL	2500		ug/L	269516	500	10/30/2018 00:34	JB
Dibromochloromethane	BRL	2500		ug/L	269516	500	10/30/2018 00:34	JB
Dichlorodifluoromethane	BRL	5000		ug/L	269516	500	10/30/2018 00:34	JB
Ethylbenzene	BRL	2500		ug/L	269516	500	10/30/2018 00:34	JB
Freon-113	BRL	5000		ug/L	269516	500	10/30/2018 00:34	JB
Isopropylbenzene	BRL	2500		ug/L	269516	500	10/30/2018 00:34	JB
m,p-Xylene	BRL	2500		ug/L	269516	500	10/30/2018 00:34	JB
Methyl acetate	BRL	2500		ug/L	269516	500	10/30/2018 00:34	JB
Methyl tert-butyl ether	BRL	2500		ug/L	269516	500	10/30/2018 00:34	JB

Qualifiers:

- * Value exceeds maximum contaminant level
- BRL Below reporting limit
- H Holding times for preparation or analysis exceeded
- N Analyte not NELAC certified
- B Analyte detected in the associated method blank
- > Greater than Result value
- E Estimated (value above quantitation range)
- S Spike Recovery outside limits due to matrix
- Narr See case narrative
- NC Not confirmed
- < Less than Result value
- J Estimated value detected below Reporting Limit

Analytical Environmental Services, Inc **Date:** 5-Nov-18

Client:	Environmental Planning Specialists, Inc.	**Client Sample ID:**	18298-MW-51B
Project Name:	Rheem	**Collection Date:**	10/25/2018 9:00:00 AM
Lab ID:	1810P98-020	**Matrix:**	Groundwater

Analyses	Result	Reporting Limit	Qual	Units	BatchID	Dilution Factor	Date Analyzed	Analyst
TCL VOLATILE ORGANICS SW8260B				**(SW5030B)**				
Methylcyclohexane	BRL	2500		ug/L	269516	500	10/30/2018 00:34	JB
Methylene chloride	BRL	2500		ug/L	269516	500	10/30/2018 00:34	JB
o-Xylene	BRL	2500		ug/L	269516	500	10/30/2018 00:34	JB
Styrene	BRL	2500		ug/L	269516	500	10/30/2018 00:34	JB
Tetrachloroethene	BRL	2500		ug/L	269516	500	10/30/2018 00:34	JB
Toluene	BRL	2500		ug/L	269516	500	10/30/2018 00:34	JB
trans-1,2-Dichloroethene	BRL	2500		ug/L	269516	500	10/30/2018 00:34	JB
trans-1,3-Dichloropropene	BRL	2500		ug/L	269516	500	10/30/2018 00:34	JB
Trichloroethene	200000	25000		ug/L	269516	5000	10/31/2018 04:33	JB
Trichlorofluoromethane	BRL	2500		ug/L	269516	500	10/30/2018 00:34	JB
Vinyl chloride	BRL	1000		ug/L	269516	500	10/30/2018 00:34	JB
Surr: 4-Bromofluorobenzene	92.2	68-127		%REC	269516	500	10/30/2018 00:34	JB
Surr: 4-Bromofluorobenzene	93.7	68-127		%REC	269516	5000	10/31/2018 04:33	JB
Surr: Dibromofluoromethane	93.6	84.4-122		%REC	269516	5000	10/31/2018 04:33	JB
Surr: Dibromofluoromethane	98.3	84.4-122		%REC	269516	500	10/30/2018 00:34	JB
Surr: Toluene-d8	92.8	80.1-116		%REC	269516	5000	10/31/2018 04:33	JB
Surr: Toluene-d8	94.8	80.1-116		%REC	269516	500	10/30/2018 00:34	JB
GC Analysis of Gaseous Samples SOP-RSK 175				**(RSK175)**				
Ethane	BRL	9.0		ug/L	269569	1	10/31/2018 14:26	UH
Ethylene	BRL	7.0		ug/L	269569	1	10/31/2018 14:26	UH
Methane	30	4.0		ug/L	269569	1	10/31/2018 14:26	UH

Qualifiers:

*	Value exceeds maximum contaminant level	E	Estimated (value above quantitation range)
BRL	Below reporting limit	S	Spike Recovery outside limits due to matrix
H	Holding times for preparation or analysis exceeded	Narr	See case narrative
N	Analyte not NELAC certified	NC	Not confirmed
B	Analyte detected in the associated method blank	<	Less than Result value
>	Greater than Result value	J	Estimated value detected below Reporting Limit

Analytical Environmental Services, Inc **Date:** 5-Nov-18

Client:	Environmental Planning Specialists, Inc.	**Client Sample ID:**	18298-TRIP BLANK
Project Name:	Rheem	**Collection Date:**	10/25/2018
Lab ID:	1810P98-021	**Matrix:**	Aqueous

Analyses	Result	Reporting Limit	Qual	Units	BatchID	Dilution Factor	Date Analyzed	Analyst
TCL VOLATILE ORGANICS SW8260B				**(SW5030B)**				
1,1,1-Trichloroethane	BRL	5.0		ug/L	269580	1	10/30/2018 14:23	JE
1,1,2,2-Tetrachloroethane	BRL	5.0		ug/L	269580	1	10/30/2018 14:23	JE
1,1,2-Trichloroethane	BRL	5.0		ug/L	269580	1	10/30/2018 14:23	JE
1,1-Dichloroethane	BRL	5.0		ug/L	269580	1	10/30/2018 14:23	JE
1,1-Dichloroethene	BRL	5.0		ug/L	269580	1	10/30/2018 14:23	JE
1,2,4-Trichlorobenzene	BRL	5.0		ug/L	269580	1	10/30/2018 14:23	JE
1,2-Dibromo-3-chloropropane	BRL	5.0		ug/L	269580	1	10/30/2018 14:23	JE
1,2-Dibromoethane	BRL	5.0		ug/L	269580	1	10/30/2018 14:23	JE
1,2-Dichlorobenzene	BRL	5.0		ug/L	269580	1	10/30/2018 14:23	JE
1,2-Dichloroethane	BRL	5.0		ug/L	269580	1	10/30/2018 14:23	JE
1,2-Dichloropropane	BRL	5.0		ug/L	269580	1	10/30/2018 14:23	JE
1,3-Dichlorobenzene	BRL	5.0		ug/L	269580	1	10/30/2018 14:23	JE
1,4-Dichlorobenzene	BRL	5.0		ug/L	269580	1	10/30/2018 14:23	JE
2-Butanone	BRL	50		ug/L	269580	1	10/30/2018 14:23	JE
2-Hexanone	BRL	10		ug/L	269580	1	10/30/2018 14:23	JE
4-Methyl-2-pentanone	BRL	10		ug/L	269580	1	10/30/2018 14:23	JE
Acetone	BRL	50		ug/L	269580	1	10/30/2018 14:23	JE
Benzene	BRL	5.0		ug/L	269580	1	10/30/2018 14:23	JE
Bromodichloromethane	BRL	5.0		ug/L	269580	1	10/30/2018 14:23	JE
Bromoform	BRL	5.0		ug/L	269580	1	10/30/2018 14:23	JE
Bromomethane	BRL	5.0		ug/L	269580	1	10/30/2018 14:23	JE
Carbon disulfide	BRL	5.0		ug/L	269580	1	10/30/2018 14:23	JE
Carbon tetrachloride	BRL	5.0		ug/L	269580	1	10/30/2018 14:23	JE
Chlorobenzene	BRL	5.0		ug/L	269580	1	10/30/2018 14:23	JE
Chloroethane	BRL	10		ug/L	269580	1	10/30/2018 14:23	JE
Chloroform	BRL	5.0		ug/L	269580	1	10/30/2018 14:23	JE
Chloromethane	BRL	10		ug/L	269580	1	10/30/2018 14:23	JE
cis-1,2-Dichloroethene	BRL	5.0		ug/L	269580	1	10/30/2018 14:23	JE
cis-1,3-Dichloropropene	BRL	5.0		ug/L	269580	1	10/30/2018 14:23	JE
Cyclohexane	BRL	5.0		ug/L	269580	1	10/30/2018 14:23	JE
Dibromochloromethane	BRL	5.0		ug/L	269580	1	10/30/2018 14:23	JE
Dichlorodifluoromethane	BRL	10		ug/L	269580	1	10/30/2018 14:23	JE
Ethylbenzene	BRL	5.0		ug/L	269580	1	10/30/2018 14:23	JE
Freon-113	BRL	10		ug/L	269580	1	10/30/2018 14:23	JE
Isopropylbenzene	BRL	5.0		ug/L	269580	1	10/30/2018 14:23	JE
m,p-Xylene	BRL	5.0		ug/L	269580	1	10/30/2018 14:23	JE
Methyl acetate	BRL	5.0		ug/L	269580	1	10/30/2018 14:23	JE
Methyl tert-butyl ether	BRL	5.0		ug/L	269580	1	10/30/2018 14:23	JE
Methylcyclohexane	BRL	5.0		ug/L	269580	1	10/30/2018 14:23	JE
Methylene chloride	BRL	5.0		ug/L	269580	1	10/30/2018 14:23	JE
o-Xylene	BRL	5.0		ug/L	269580	1	10/30/2018 14:23	JE

Qualifiers:

- * Value exceeds maximum contaminant level
- BRL Below reporting limit
- H Holding times for preparation or analysis exceeded
- N Analyte not NELAC certified
- B Analyte detected in the associated method blank
- > Greater than Result value
- E Estimated (value above quantitation range)
- S Spike Recovery outside limits due to matrix
- Narr See case narrative
- NC Not confirmed
- < Less than Result value
- J Estimated value detected below Reporting Limit

Analytical Environmental Services, Inc **Date:** 5-Nov-18

Client:	Environmental Planning Specialists, Inc.	**Client Sample ID:**	18298-TRIP BLANK
Project Name:	Rheem	**Collection Date:**	10/25/2018
Lab ID:	1810P98-021	**Matrix:**	Aqueous

Analyses	Result	Reporting Limit	Qual	Units	BatchID	Dilution Factor	Date Analyzed	Analyst
TCL VOLATILE ORGANICS SW8260B				**(SW5030B)**				
Styrene	BRL	5.0		ug/L	269580	1	10/30/2018 14:23	JE
Tetrachloroethene	BRL	5.0		ug/L	269580	1	10/30/2018 14:23	JE
Toluene	BRL	5.0		ug/L	269580	1	10/30/2018 14:23	JE
trans-1,2-Dichloroethene	BRL	5.0		ug/L	269580	1	10/30/2018 14:23	JE
trans-1,3-Dichloropropene	BRL	5.0		ug/L	269580	1	10/30/2018 14:23	JE
Trichloroethene	BRL	5.0		ug/L	269580	1	10/30/2018 14:23	JE
Trichlorofluoromethane	BRL	5.0		ug/L	269580	1	10/30/2018 14:23	JE
Vinyl chloride	BRL	2.0		ug/L	269580	1	10/30/2018 14:23	JE
Surr: 4-Bromofluorobenzene	87	68-127		%REC	269580	1	10/30/2018 14:23	JE
Surr: Dibromofluoromethane	101	84.4-122		%REC	269580	1	10/30/2018 14:23	JE
Surr: Toluene-d8	91.4	80.1-116		%REC	269580	1	10/30/2018 14:23	JE

Qualifiers:

*	Value exceeds maximum contaminant level	E	Estimated (value above quantitation range)
BRL	Below reporting limit	S	Spike Recovery outside limits due to matrix
H	Holding times for preparation or analysis exceeded	Narr	See case narrative
N	Analyte not NELAC certified	NC	Not confirmed
B	Analyte detected in the associated method blank	<	Less than Result value
>	Greater than Result value	J	Estimated value detected below Reporting Limit

Clear Save as

ANALYTICAL ENVIRONMENTAL SERVICES, INC.

SAMPLE/COOLER RECEIPT CHECKLIST

1. Client Name: **Environmental Planning Specialists, Inc.** AES Work Order Number: **1810P98**

2. Carrier: FedEx ☐ UPS ☐ USPS ☐ Client ■ Courier ☐ Other _____

		Yes	No	N/A	Details	Comments
3.	Shipping container/cooler received in good condition?	◉	○	○	damaged ☐ leaking ☐ other ☐	
4.	Custody seals present on shipping container?	◉	○	○		
5.	Custody seals intact on shipping container?	◉	○	○		
6.	Temperature blanks present?	◉	○	○		
7.	Cooler temperature(s) within limits of 0-6°C? [See item 13 and 14 for temperature recordings.]	◉	○	○	Cooling initiated for recently collected samples / ice present ☐	
8.	Chain of Custody (COC) present?	◉	○	○		
9.	Chain of Custody signed, dated, and timed when relinquished and received?	◉	○	○		
10.	Sampler name and/or signature on COC?	◉	○	○		
11.	Were all samples received within holding time?	◉	○	○		
12.	TAT marked on the COC?	◉	○	○	If no TAT indicated, proceeded with standard TAT per Terms & Conditions. ☐	

13. Cooler 1 Temperature 1.9 °C Cooler 2 Temperature _____ °C Cooler 3 Temperature _____ °C Cooler 4 Temperature _____ °C

14. Cooler 5 Temperature _____ °C Cooler 6 Temperature _____ °C Cooler 7 Temperature _____ °C Cooler 8 Temperature _____ °C

15. Comments: _____

I certify that I have completed sections 1-15 (dated initials). MJ 10/25/18

		Yes	No	N/A	Details	Comments
16.	Were sample containers intact upon receipt?	◉	○	○		
17.	Custody seals present on sample containers?	○	◉	○		
18.	Custody seals intact on sample containers?	○	○	◉		
19.	Do sample container labels match the COC?	◉	○	○	incomplete info ☐ illegible ☐ no label ☐ other ☐	
20.	Are analyses requested indicated on the COC?	◉	○	○		
21.	Were all of the samples listed on the COC received?	◉	○	○	samples received but not listed on COC ☐ samples listed on COC not received ☐	
22.	Was the sample collection date/time noted?	◉	○	○		
23.	Did we receive sufficient sample volume for indicated analyses?	◉	○	○		
24.	Were samples received in appropriate containers?	◉	○	○		
25.	Were VOA samples received without headspace (< 1/4" bubble)?	◉	○	○		
26.	Were trip blanks submitted?	◉	○	○	listed on COC ■ not listed on COC ☐	

27. Comments: _____

I certify that I have completed sections 16-27 (dated initials). EW 10/26/18

This section only applies to samples where pH can be checked at Sample Receipt.

		Yes	No	N/A	Details	Comments
28.	Have containers needing chemical preservation been checked? *	◉	○	○		
29.	Containers meet preservation guidelines?	◉	○	○		
30.	Was pH adjusted at Sample Receipt?	○	○	◉		

* Note: Certain analyses require chemical preservation but must be checked in the laboratory and not upon Sample Receipt such as Coliforms, VOCs and Oil & Grease/TPH.

I certify that I have completed sections 28-30 (dated initials). EW 10/26/18

Checklist 6.9.17 Rev 2

Locked

Client: Environmental Planning Specialists, Inc.
Project Name: Rheem
Workorder: 1810P98

ANALYTICAL QC SUMMARY REPORT

BatchID: 269380

Sample ID: **MB-269380** Client ID: Units: **ug/L** Prep Date: **10/29/2018** Run No: **383539**
SampleType: **MBLK** TestCode: **GC Analysis of Gaseous Samples SOP-RSK 175** BatchID: **269380** Analysis Date: **10/29/2018** Seq No: **8560082**

Analyte	Result	RPT Limit	SPK value	SPK Ref Val	%REC	Low Limit	High Limit	RPD Ref Val	%RPD	RPD Limit	Qual
Ethane	BRL	9.0									
Ethylene	BRL	7.0									
Methane	BRL	4.0									

Sample ID: **LCS-269380** Client ID: Units: **ug/L** Prep Date: **10/29/2018** Run No: **383539**
SampleType: **LCS** TestCode: **GC Analysis of Gaseous Samples SOP-RSK 175** BatchID: **269380** Analysis Date: **10/29/2018** Seq No: **8560083**

Analyte	Result	RPT Limit	SPK value	SPK Ref Val	%REC	Low Limit	High Limit	RPD Ref Val	%RPD	RPD Limit	Qual
Ethane	144.2	9.0	200.0		72.1	40.1	115				
Ethylene	97.96	7.0	200.0		49.0	25	115				
Methane	152.0	4.0	200.0		76.0	45.1	115				

Sample ID: **LCSD-269380** Client ID: Units: **ug/L** Prep Date: **10/29/2018** Run No: **383539**
SampleType: **LCSD** TestCode: **GC Analysis of Gaseous Samples SOP-RSK 175** BatchID: **269380** Analysis Date: **10/29/2018** Seq No: **8560084**

Analyte	Result	RPT Limit	SPK value	SPK Ref Val	%REC	Low Limit	High Limit	RPD Ref Val	%RPD	RPD Limit	Qual
Ethane	137.1	9.0	200.0		68.6	40.1	115	144.2	5.00	20	
Ethylene	93.25	7.0	200.0		46.6	25	115	97.96	4.93	20	
Methane	145.9	4.0	200.0		73.0	45.1	115	152.0	4.09	20	

Sample ID: **1810K27-001CMS** Client ID: Units: **ug/L** Prep Date: **10/29/2018** Run No: **383539**
SampleType: **MS** TestCode: **GC Analysis of Gaseous Samples SOP-RSK 175** BatchID: **269380** Analysis Date: **10/29/2018** Seq No: **8560090**

Analyte	Result	RPT Limit	SPK value	SPK Ref Val	%REC	Low Limit	High Limit	RPD Ref Val	%RPD	RPD Limit	Qual
Ethane	137.6	9.0	200.0		68.8	35.3	115				
Ethylene	91.03	7.0	200.0		45.5	26.6	115				
Methane	148.6	4.0	200.0	4.606	72.0	41.9	115				

Qualifiers:

>	Greater than Result value	<	Less than Result value	B	Analyte detected in the associated method blank
BRL	Below reporting limit	E	Estimated (value above quantitation range)	H	Holding times for preparation or analysis exceeded
J	Estimated value detected below Reporting Limit	N	Analyte not NELAC certified	R	RPD outside limits due to matrix
Rpt Lim	Reporting Limit	S	Spike Recovery outside limits due to matrix		

Client: Environmental Planning Specialists, Inc.
Project Name: Rheem
Workorder: 1810P98

ANALYTICAL QC SUMMARY REPORT

BatchID: 269380

Sample ID: **1810K27-001CMSD** Client ID:
SampleType: **MSD** TestCode: **GC Analysis of Gaseous Samples SOP-RSK 175**
Units: **ug/L** Prep Date: **10/29/2018** Run No: **383539**
BatchID: **269380** Analysis Date: **10/29/2018** Seq No: **8560092**

Analyte	Result	RPT Limit	SPK value	SPK Ref Val	%REC	Low Limit	High Limit	RPD Ref Val	%RPD	RPD Limit	Qual
Ethane	136.7	9.0	200.0		68.3	35.3	115	137.6	0.712	20	
Ethylene	90.31	7.0	200.0		45.2	26.6	115	91.03	0.790	20	
Methane	147.0	4.0	200.0	4.606	71.2	41.9	115	148.6	1.07	20	

Qualifiers:

>	Greater than Result value	<	Less than Result value	B	Analyte detected in the associated method blank
BRL	Below reporting limit	E	Estimated (value above quantitation range)	H	Holding times for preparation or analysis exceeded
J	Estimated value detected below Reporting Limit	N	Analyte not NELAC certified	R	RPD outside limits due to matrix
Rpt Lim	Reporting Limit	S	Spike Recovery outside limits due to matrix		

Client: Environmental Planning Specialists, Inc.
Project Name: Rheem
Workorder: 1810P98

ANALYTICAL QC SUMMARY REPORT

BatchID: 269516

Sample ID: **MB-269516** Client ID: Units: **ug/L** Prep Date: **10/29/2018** Run No: **383460**
SampleType: **MBLK** TestCode: **TCL VOLATILE ORGANICS SW8260B** BatchID: **269516** Analysis Date: **10/29/2018** Seq No: **8558124**

Analyte	Result	RPT Limit	SPK value	SPK Ref Val	%REC	Low Limit	High Limit	RPD Ref Val	%RPD	RPD Limit	Qual
1,1,1-Trichloroethane	BRL	5.0									
1,1,2,2-Tetrachloroethane	BRL	5.0									
1,1,2-Trichloroethane	BRL	5.0									
1,1-Dichloroethane	BRL	5.0									
1,1-Dichloroethene	BRL	5.0									
1,2,4-Trichlorobenzene	BRL	5.0									
1,2-Dibromo-3-chloropropane	BRL	5.0									
1,2-Dibromoethane	BRL	5.0									
1,2-Dichlorobenzene	BRL	5.0									
1,2-Dichloroethane	BRL	5.0									
1,2-Dichloropropane	BRL	5.0									
1,3-Dichlorobenzene	BRL	5.0									
1,4-Dichlorobenzene	BRL	5.0									
2-Butanone	BRL	50									
2-Hexanone	BRL	10									
4-Methyl-2-pentanone	BRL	10									
Acetone	BRL	50									
Benzene	BRL	5.0									
Bromodichloromethane	BRL	5.0									
Bromoform	BRL	5.0									
Bromomethane	BRL	5.0									
Carbon disulfide	BRL	5.0									
Carbon tetrachloride	BRL	5.0									
Chlorobenzene	BRL	5.0									
Chloroethane	BRL	10									
Chloroform	BRL	5.0									
Chloromethane	BRL	10									

Qualifiers:

>	Greater than Result value	<	Less than Result value	B	Analyte detected in the associated method blank
BRL	Below reporting limit	E	Estimated (value above quantitation range)	H	Holding times for preparation or analysis exceeded
J	Estimated value detected below Reporting Limit	N	Analyte not NELAC certified	R	RPD outside limits due to matrix
Rpt Lim	Reporting Limit	S	Spike Recovery outside limits due to matrix		

Client: Environmental Planning Specialists, Inc.
Project Name: Rheem
Workorder: 1810P98

ANALYTICAL QC SUMMARY REPORT

BatchID: 269516

Sample ID: **MB-269516** Client ID: Units: **ug/L** Prep Date: **10/29/2018** Run No: **383460**
SampleType: **MBLK** TestCode: **TCL VOLATILE ORGANICS SW8260B** BatchID: **269516** Analysis Date: **10/29/2018** Seq No: **8558124**

Analyte	Result	RPT Limit	SPK value	SPK Ref Val	%REC	Low Limit	High Limit	RPD Ref Val	%RPD	RPD Limit	Qual
cis-1,2-Dichloroethene	BRL	5.0									
cis-1,3-Dichloropropene	BRL	5.0									
Cyclohexane	BRL	5.0									
Dibromochloromethane	BRL	5.0									
Dichlorodifluoromethane	BRL	10									
Ethylbenzene	BRL	5.0									
Freon-113	BRL	10									
Isopropylbenzene	BRL	5.0									
m,p-Xylene	BRL	5.0									
Methyl acetate	BRL	5.0									
Methyl tert-butyl ether	BRL	5.0									
Methylcyclohexane	BRL	5.0									
Methylene chloride	BRL	5.0									
o-Xylene	BRL	5.0									
Styrene	BRL	5.0									
Tetrachloroethene	BRL	5.0									
Toluene	BRL	5.0									
trans-1,2-Dichloroethene	BRL	5.0									
trans-1,3-Dichloropropene	BRL	5.0									
Trichloroethene	BRL	5.0									
Trichlorofluoromethane	BRL	5.0									
Vinyl chloride	BRL	2.0									
Surr: 4-Bromofluorobenzene	47.25	0	50.00		94.5	68	127				
Surr: Dibromofluoromethane	48.43	0	50.00		96.9	84.4	122				
Surr: Toluene-d8	47.73	0	50.00		95.5	80.1	116				

Qualifiers:

>	Greater than Result value	<	Less than Result value	B	Analyte detected in the associated method blank
BRL	Below reporting limit	E	Estimated (value above quantitation range)	H	Holding times for preparation or analysis exceeded
J	Estimated value detected below Reporting Limit	N	Analyte not NELAC certified	R	RPD outside limits due to matrix
Rpt Lim	Reporting Limit	S	Spike Recovery outside limits due to matrix		

Client: Environmental Planning Specialists, Inc.
Project Name: Rheem
Workorder: 1810P98

ANALYTICAL QC SUMMARY REPORT

BatchID: 269516

Sample ID: **LCS-269516**	Client ID:	Units: **ug/L**	Prep Date: **10/29/2018**	Run No: **383460**
SampleType: **LCS**	TestCode: **TCL VOLATILE ORGANICS SW8260B**	BatchID: **269516**	Analysis Date: **10/29/2018**	Seq No: **8558123**

Analyte	Result	RPT Limit	SPK value	SPK Ref Val	%REC	Low Limit	High Limit	RPD Ref Val	%RPD	RPD Limit	Qual
1,1-Dichloroethene	20.41	5.0	20.00		102	69	136				
Benzene	18.51	5.0	20.00		92.6	73.7	126				
Chlorobenzene	19.26	5.0	20.00		96.3	73.5	124				
Toluene	19.10	5.0	20.00		95.5	76.8	125				
Trichloroethene	19.49	5.0	20.00		97.4	70.9	124				
Surr: 4-Bromofluorobenzene	46.23	0	50.00		92.5	68	127				
Surr: Dibromofluoromethane	46.94	0	50.00		93.9	84.4	122				
Surr: Toluene-d8	47.88	0	50.00		95.8	80.1	116				

Sample ID: **1810P98-001AMS**	Client ID: **18297-MW-48B**	Units: **ug/L**	Prep Date: **10/29/2018**	Run No: **383460**
SampleType: **MS**	TestCode: **TCL VOLATILE ORGANICS SW8260B**	BatchID: **269516**	Analysis Date: **10/29/2018**	Seq No: **8558126**

Analyte	Result	RPT Limit	SPK value	SPK Ref Val	%REC	Low Limit	High Limit	RPD Ref Val	%RPD	RPD Limit	Qual
1,1-Dichloroethene	13680	2500	10000		137	65.7	143				
Benzene	12160	2500	10000		122	66.1	137				
Chlorobenzene	12310	2500	10000		123	70.9	132				
Toluene	12260	2500	10000		123	63.8	141				
Trichloroethene	13240	2500	10000	375.0	129	70.6	128				S
Surr: 4-Bromofluorobenzene	23330	0	25000		93.3	68	127				
Surr: Dibromofluoromethane	23920	0	25000		95.7	84.4	122				
Surr: Toluene-d8	23790	0	25000		95.1	80.1	116				

Sample ID: **1810P98-001AMSD**	Client ID: **18297-MW-48B**	Units: **ug/L**	Prep Date: **10/29/2018**	Run No: **383460**
SampleType: **MSD**	TestCode: **TCL VOLATILE ORGANICS SW8260B**	BatchID: **269516**	Analysis Date: **10/29/2018**	Seq No: **8558127**

Analyte	Result	RPT Limit	SPK value	SPK Ref Val	%REC	Low Limit	High Limit	RPD Ref Val	%RPD	RPD Limit	Qual
1,1-Dichloroethene	11670	2500	10000		117	65.7	143	13680	15.9	17.7	
Benzene	9900	2500	10000		99.0	66.1	137	12160	20.5	20	R

Qualifiers:

>	Greater than Result value	<	Less than Result value	B	Analyte detected in the associated method blank
BRL	Below reporting limit	E	Estimated (value above quantitation range)	H	Holding times for preparation or analysis exceeded
J	Estimated value detected below Reporting Limit	N	Analyte not NELAC certified	R	RPD outside limits due to matrix
Rpt Lim	Reporting Limit	S	Spike Recovery outside limits due to matrix		

Client: Environmental Planning Specialists, Inc.
Project Name: Rheem
Workorder: 1810P98

ANALYTICAL QC SUMMARY REPORT

BatchID: 269516

Sample ID: **1810P98-001AMSD** Client ID: **18297-MW-48B** Units: **ug/L** Prep Date: **10/29/2018** Run No: **383460**
SampleType: **MSD** TestCode: **TCL VOLATILE ORGANICS SW8260B** BatchID: **269516** Analysis Date: **10/29/2018** Seq No: **8558127**

Analyte	Result	RPT Limit	SPK value	SPK Ref Val	%REC	Low Limit	High Limit	RPD Ref Val	%RPD	RPD Limit	Qual
Chlorobenzene	10260	2500	10000		103	70.9	132	12310	18.2	20	
Toluene	10630	2500	10000		106	63.8	141	12260	14.2	20	
Trichloroethene	10930	2500	10000	375.0	106	70.6	128	13240	19.2	20	
Surr: 4-Bromofluorobenzene	23170	0	25000		92.7	68	127	23330	0	0	
Surr: Dibromofluoromethane	23500	0	25000		94.0	84.4	122	23920	0	0	
Surr: Toluene-d8	24390	0	25000		97.6	80.1	116	23790	0	0	

Qualifiers:

>	Greater than Result value	<	Less than Result value	B	Analyte detected in the associated method blank
BRL	Below reporting limit	E	Estimated (value above quantitation range)	H	Holding times for preparation or analysis exceeded
J	Estimated value detected below Reporting Limit	N	Analyte not NELAC certified	R	RPD outside limits due to matrix
Rpt Lim	Reporting Limit	S	Spike Recovery outside limits due to matrix		

Client: Environmental Planning Specialists, Inc.
Project Name: Rheem
Workorder: 1810P98

ANALYTICAL QC SUMMARY REPORT

BatchID: 269569

Sample ID: **MB-269569**	Client ID:		Units: **ug/L**	Prep Date: **10/31/2018**	Run No: **383657**
SampleType: **MBLK**	TestCode: **GC Analysis of Gaseous Samples SOP-RSK 175**		BatchID: **269569**	Analysis Date: **10/31/2018**	Seq No: **8563057**

Analyte	Result	RPT Limit	SPK value	SPK Ref Val	%REC	Low Limit	High Limit	RPD Ref Val	%RPD	RPD Limit	Qual
Ethane	BRL	9.0									
Ethylene	BRL	7.0									
Methane	BRL	4.0									

Sample ID: **LCS-269569**	Client ID:		Units: **ug/L**	Prep Date: **10/31/2018**	Run No: **383657**
SampleType: **LCS**	TestCode: **GC Analysis of Gaseous Samples SOP-RSK 175**		BatchID: **269569**	Analysis Date: **10/31/2018**	Seq No: **8563060**

Analyte	Result	RPT Limit	SPK value	SPK Ref Val	%REC	Low Limit	High Limit	RPD Ref Val	%RPD	RPD Limit	Qual
Ethane	103.5	9.0	200.0		51.8	40.1	115				
Ethylene	68.55	7.0	200.0		34.3	25	115				
Methane	107.3	4.0	200.0		53.6	45.1	115				

Sample ID: **LCSD-269569**	Client ID:		Units: **ug/L**	Prep Date: **10/31/2018**	Run No: **383657**
SampleType: **LCSD**	TestCode: **GC Analysis of Gaseous Samples SOP-RSK 175**		BatchID: **269569**	Analysis Date: **10/31/2018**	Seq No: **8563061**

Analyte	Result	RPT Limit	SPK value	SPK Ref Val	%REC	Low Limit	High Limit	RPD Ref Val	%RPD	RPD Limit	Qual
Ethane	99.38	9.0	200.0		49.7	40.1	115	103.5	4.11	20	
Ethylene	65.98	7.0	200.0		33.0	25	115	68.55	3.81	20	
Methane	104.3	4.0	200.0		52.2	45.1	115	107.3	2.81	20	

Sample ID: **1810P98-009BMS**	Client ID: **18297-MW-5**		Units: **ug/L**	Prep Date: **10/31/2018**	Run No: **383657**
SampleType: **MS**	TestCode: **GC Analysis of Gaseous Samples SOP-RSK 175**		BatchID: **269569**	Analysis Date: **10/31/2018**	Seq No: **8563125**

Analyte	Result	RPT Limit	SPK value	SPK Ref Val	%REC	Low Limit	High Limit	RPD Ref Val	%RPD	RPD Limit	Qual
Ethane	134.8	9.0	200.0		67.4	35.3	115				
Ethylene	86.89	7.0	200.0		43.4	26.6	115				
Methane	148.2	4.0	200.0	6.932	70.6	41.9	115				

Qualifiers:

>	Greater than Result value	<	Less than Result value	B	Analyte detected in the associated method blank
BRL	Below reporting limit	E	Estimated (value above quantitation range)	H	Holding times for preparation or analysis exceeded
J	Estimated value detected below Reporting Limit	N	Analyte not NELAC certified	R	RPD outside limits due to matrix
Rpt Lim	Reporting Limit	S	Spike Recovery outside limits due to matrix		

Client: Environmental Planning Specialists, Inc.
Project Name: Rheem
Workorder: 1810P98

ANALYTICAL QC SUMMARY REPORT

BatchID: 269569

Sample ID: **1810P98-009BMSD** Client ID: **18297-MW-5** Units: **ug/L** Prep Date: **10/31/2018** Run No: **383657**
SampleType: **MSD** TestCode: **GC Analysis of Gaseous Samples SOP-RSK 175** BatchID: **269569** Analysis Date: **10/31/2018** Seq No: **8563126**

Analyte	Result	RPT Limit	SPK value	SPK Ref Val	%REC	Low Limit	High Limit	RPD Ref Val	%RPD	RPD Limit	Qual
Ethane	129.5	9.0	200.0		64.8	35.3	115	134.8	4.01	20	
Ethylene	83.64	7.0	200.0		41.8	26.6	115	86.89	3.81	20	
Methane	142.2	4.0	200.0	6.932	67.6	41.9	115	148.2	4.14	20	

Qualifiers:

>	Greater than Result value	<	Less than Result value	B	Analyte detected in the associated method blank
BRL	Below reporting limit	E	Estimated (value above quantitation range)	H	Holding times for preparation or analysis exceeded
J	Estimated value detected below Reporting Limit	N	Analyte not NELAC certified	R	RPD outside limits due to matrix
Rpt Lim	Reporting Limit	S	Spike Recovery outside limits due to matrix		

Client: Environmental Planning Specialists, Inc.
Project Name: Rheem
Workorder: 1810P98

ANALYTICAL QC SUMMARY REPORT

BatchID: 269580

Sample ID: **MB-269580** Client ID: Units: **ug/L** Prep Date: **10/26/2018** Run No: **383383**
SampleType: **MBLK** TestCode: **TCL VOLATILE ORGANICS SW8260B** BatchID: **269580** Analysis Date: **10/26/2018** Seq No: **8560784**

Analyte	Result	RPT Limit	SPK value	SPK Ref Val	%REC	Low Limit	High Limit	RPD Ref Val	%RPD	RPD Limit	Qual
1,1,1-Trichloroethane	BRL	5.0									
1,1,2,2-Tetrachloroethane	BRL	5.0									
1,1,2-Trichloroethane	BRL	5.0									
1,1-Dichloroethane	BRL	5.0									
1,1-Dichloroethene	BRL	5.0									
1,2,4-Trichlorobenzene	BRL	5.0									
1,2-Dibromo-3-chloropropane	BRL	5.0									
1,2-Dibromoethane	BRL	5.0									
1,2-Dichlorobenzene	BRL	5.0									
1,2-Dichloroethane	BRL	5.0									
1,2-Dichloropropane	BRL	5.0									
1,3-Dichlorobenzene	BRL	5.0									
1,4-Dichlorobenzene	BRL	5.0									
2-Butanone	BRL	50									
2-Hexanone	BRL	10									
4-Methyl-2-pentanone	BRL	10									
Acetone	BRL	50									
Benzene	BRL	5.0									
Bromodichloromethane	BRL	5.0									
Bromoform	BRL	5.0									
Bromomethane	BRL	5.0									
Carbon disulfide	BRL	5.0									
Carbon tetrachloride	BRL	5.0									
Chlorobenzene	BRL	5.0									
Chloroethane	BRL	10									
Chloroform	BRL	5.0									
Chloromethane	BRL	10									

Qualifiers:

>	Greater than Result value	<	Less than Result value	B	Analyte detected in the associated method blank
BRL	Below reporting limit	E	Estimated (value above quantitation range)	H	Holding times for preparation or analysis exceeded
J	Estimated value detected below Reporting Limit	N	Analyte not NELAC certified	R	RPD outside limits due to matrix
Rpt Lim	Reporting Limit	S	Spike Recovery outside limits due to matrix		

Client: Environmental Planning Specialists, Inc.
Project Name: Rheem
Workorder: 1810P98

ANALYTICAL QC SUMMARY REPORT

BatchID: 269580

Sample ID: **MB-269580** Client ID: Units: **ug/L** Prep Date: **10/26/2018** Run No: **383383**
SampleType: **MBLK** TestCode: **TCL VOLATILE ORGANICS SW8260B** BatchID: **269580** Analysis Date: **10/26/2018** Seq No: **8560784**

Analyte	Result	RPT Limit	SPK value	SPK Ref Val	%REC	Low Limit	High Limit	RPD Ref Val	%RPD	RPD Limit	Qual
cis-1,2-Dichloroethene	BRL	5.0									
cis-1,3-Dichloropropene	BRL	5.0									
Cyclohexane	BRL	5.0									
Dibromochloromethane	BRL	5.0									
Dichlorodifluoromethane	BRL	10									
Ethylbenzene	BRL	5.0									
Freon-113	BRL	10									
Isopropylbenzene	BRL	5.0									
m,p-Xylene	BRL	5.0									
Methyl acetate	BRL	5.0									
Methyl tert-butyl ether	BRL	5.0									
Methylcyclohexane	BRL	5.0									
Methylene chloride	BRL	5.0									
o-Xylene	BRL	5.0									
Styrene	BRL	5.0									
Tetrachloroethene	BRL	5.0									
Toluene	BRL	5.0									
trans-1,2-Dichloroethene	BRL	5.0									
trans-1,3-Dichloropropene	BRL	5.0									
Trichloroethene	BRL	5.0									
Trichlorofluoromethane	BRL	5.0									
Vinyl chloride	BRL	2.0									
Surr: 4-Bromofluorobenzene	45.33	0	50.00		90.7	68	127				
Surr: Dibromofluoromethane	50.83	0	50.00		102	84.4	122				
Surr: Toluene-d8	47.49	0	50.00		95.0	80.1	116				

Qualifiers:

>	Greater than Result value	<	Less than Result value	B	Analyte detected in the associated method blank
BRL	Below reporting limit	E	Estimated (value above quantitation range)	H	Holding times for preparation or analysis exceeded
J	Estimated value detected below Reporting Limit	N	Analyte not NELAC certified	R	RPD outside limits due to matrix
Rpt Lim	Reporting Limit	S	Spike Recovery outside limits due to matrix		

Client: Environmental Planning Specialists, Inc.
Project Name: Rheem
Workorder: 1810P98

ANALYTICAL QC SUMMARY REPORT

BatchID: 269580

Sample ID: **LCS-269580** Client ID: Units: **ug/L** Prep Date: **10/26/2018** Run No: **383383**
SampleType: **LCS** TestCode: **TCL VOLATILE ORGANICS SW8260B** BatchID: **269580** Analysis Date: **10/26/2018** Seq No: **8560782**

Analyte	Result	RPT Limit	SPK value	SPK Ref Val	%REC	Low Limit	High Limit	RPD Ref Val	%RPD	RPD Limit	Qual
1,1-Dichloroethene	58.23	5.0	50.00		116	69	136				
Benzene	53.30	5.0	50.00		107	73.7	126				
Chlorobenzene	52.44	5.0	50.00		105	73.5	124				
Toluene	50.06	5.0	50.00		100	76.8	125				
Trichloroethene	52.24	5.0	50.00		104	70.9	124				
Surr: 4-Bromofluorobenzene	43.81	0	50.00		87.6	68	127				
Surr: Dibromofluoromethane	49.67	0	50.00		99.3	84.4	122				
Surr: Toluene-d8	47.08	0	50.00		94.2	80.1	116				

Sample ID: **1810P77-010AMS** Client ID: Units: **ug/L** Prep Date: **10/26/2018** Run No: **383648**
SampleType: **MS** TestCode: **TCL VOLATILE ORGANICS SW8260B** BatchID: **269580** Analysis Date: **10/31/2018** Seq No: **8562857**

Analyte	Result	RPT Limit	SPK value	SPK Ref Val	%REC	Low Limit	High Limit	RPD Ref Val	%RPD	RPD Limit	Qual
1,1-Dichloroethene	683.4	50	500.0		137	65.7	143				
Benzene	521.2	50	500.0		104	66.1	137				
Chlorobenzene	516.9	50	500.0		103	70.9	132				
Toluene	498.0	50	500.0		99.6	63.8	141				
Trichloroethene	543.1	50	500.0		109	70.6	128				
Surr: 4-Bromofluorobenzene	421.0	0	500.0		84.2	68	127				
Surr: Dibromofluoromethane	507.5	0	500.0		102	84.4	122				
Surr: Toluene-d8	460.9	0	500.0		92.2	80.1	116				

Sample ID: **1810P77-023ADUP** Client ID: Units: **ug/L** Prep Date: **10/26/2018** Run No: **383648**
SampleType: **DUP** TestCode: **TCL VOLATILE ORGANICS SW8260B** BatchID: **269580** Analysis Date: **10/31/2018** Seq No: **8562862**

Analyte	Result	RPT Limit	SPK value	SPK Ref Val	%REC	Low Limit	High Limit	RPD Ref Val	%RPD	RPD Limit	Qual
1,1,1-Trichloroethane	BRL	50						0	0	20	
1,1,2,2-Tetrachloroethane	BRL	50						0	0	20	

Qualifiers:

>	Greater than Result value	<	Less than Result value	B	Analyte detected in the associated method blank
BRL	Below reporting limit	E	Estimated (value above quantitation range)	H	Holding times for preparation or analysis exceeded
J	Estimated value detected below Reporting Limit	N	Analyte not NELAC certified	R	RPD outside limits due to matrix
Rpt Lim	Reporting Limit	S	Spike Recovery outside limits due to matrix		

Client: Environmental Planning Specialists, Inc.
Project Name: Rheem
Workorder: 1810P98

ANALYTICAL QC SUMMARY REPORT

BatchID: 269580

Sample ID: **1810P77-023ADUP** Client ID: Units: **ug/L** Prep Date: **10/26/2018** Run No: **383648**
SampleType: **DUP** TestCode: **TCL VOLATILE ORGANICS SW8260B** BatchID: **269580** Analysis Date: **10/31/2018** Seq No: **8562862**

Analyte	Result	RPT Limit	SPK value	SPK Ref Val	%REC	Low Limit	High Limit	RPD Ref Val	%RPD	RPD Limit	Qual
1,1,2-Trichloroethane	BRL	50						0	0	20	
1,1-Dichloroethane	BRL	50						0	0	20	
1,1-Dichloroethene	BRL	50						0	0	20	
1,2,4-Trichlorobenzene	159.6	50						159.0	0.377	20	
1,2-Dibromo-3-chloropropane	BRL	50						0	0	20	
1,2-Dibromoethane	BRL	50						0	0	20	
1,2-Dichlorobenzene	BRL	50						0	0	20	
1,2-Dichloroethane	BRL	50						0	0	20	
1,2-Dichloropropane	BRL	50						0	0	20	
1,3-Dichlorobenzene	BRL	50						0	0	20	
1,4-Dichlorobenzene	55.00	50						58.20	5.65	20	
2-Butanone	BRL	500						0	0	20	
2-Hexanone	BRL	100						0	0	20	
4-Methyl-2-pentanone	BRL	100						0	0	20	
Acetone	BRL	500						0	0	20	
Benzene	BRL	50						14.80	0	20	
Bromodichloromethane	BRL	50						0	0	20	
Bromoform	BRL	50						0	0	20	
Bromomethane	BRL	50						0	0	20	
Carbon disulfide	BRL	50						0	0	20	
Carbon tetrachloride	BRL	50						0	0	20	
Chlorobenzene	109.2	50						112.3	2.80	20	
Chloroethane	BRL	100						0	0	20	
Chloroform	BRL	50						0	0	20	
Chloromethane	BRL	100						0	0	20	
cis-1,2-Dichloroethene	344.1	50						348.5	1.27	20	
cis-1,3-Dichloropropene	BRL	50						0	0	20	

Qualifiers:

>	Greater than Result value	<	Less than Result value	B	Analyte detected in the associated method blank
BRL	Below reporting limit	E	Estimated (value above quantitation range)	H	Holding times for preparation or analysis exceeded
J	Estimated value detected below Reporting Limit	N	Analyte not NELAC certified	R	RPD outside limits due to matrix
Rpt Lim	Reporting Limit	S	Spike Recovery outside limits due to matrix		

Client: Environmental Planning Specialists, Inc.
Project Name: Rheem
Workorder: 1810P98

ANALYTICAL QC SUMMARY REPORT

BatchID: 269580

Sample ID: **1810P77-023ADUP** Client ID: Units: **ug/L** Prep Date: **10/26/2018** Run No: **383648**
SampleType: **DUP** TestCode: **TCL VOLATILE ORGANICS SW8260B** BatchID: **269580** Analysis Date: **10/31/2018** Seq No: **8562862**

Analyte	Result	RPT Limit	SPK value	SPK Ref Val	%REC	Low Limit	High Limit	RPD Ref Val	%RPD	RPD Limit	Qual
Cyclohexane	BRL	50						0	0	20	
Dibromochloromethane	BRL	50						0	0	20	
Dichlorodifluoromethane	BRL	100						0	0	20	
Ethylbenzene	BRL	50						0	0	20	
Freon-113	BRL	100						0	0	20	
Isopropylbenzene	BRL	50						0	0	20	
m,p-Xylene	BRL	50						0	0	20	
Methyl acetate	BRL	50						0	0	20	
Methyl tert-butyl ether	BRL	50						0	0	20	
Methylcyclohexane	BRL	50						0	0	20	
Methylene chloride	BRL	50						0	0	20	
o-Xylene	BRL	50						0	0	20	
Styrene	BRL	50						0	0	20	
Tetrachloroethene	BRL	50						29.10	0	20	
Toluene	BRL	50						0	0	20	
trans-1,2-Dichloroethene	BRL	50						0	0	20	
trans-1,3-Dichloropropene	BRL	50						0	0	20	
Trichloroethene	BRL	50						0	0	20	
Trichlorofluoromethane	BRL	50						0	0	20	
Vinyl chloride	68.00	20						65.40	3.90	20	
Surr: 4-Bromofluorobenzene	436.3	0				68	127	431.9	0	0	
Surr: Dibromofluoromethane	522.2	0				84.4	122	503.1	0	0	
Surr: Toluene-d8	467.4	0				80.1	116	453.9	0	0	

Qualifiers:

>	Greater than Result value	<	Less than Result value	B	Analyte detected in the associated method blank
BRL	Below reporting limit	E	Estimated (value above quantitation range)	H	Holding times for preparation or analysis exceeded
J	Estimated value detected below Reporting Limit	N	Analyte not NELAC certified	R	RPD outside limits due to matrix
Rpt Lim	Reporting Limit	S	Spike Recovery outside limits due to matrix		

Client: Environmental Planning Specialists, Inc.
Project Name: Rheem
Workorder: 1810P98

ANALYTICAL QC SUMMARY REPORT

BatchID: R383386

Sample ID: **MB-R383386**	Client ID:				Units: **mg/L**		Prep Date:		Run No: **383386**	
SampleType: **MBLK**	TestCode: **Total Organic Carbon (TOC) SW9060A**				BatchID: **R383386**		Analysis Date: **10/27/2018**		Seq No: **8557157**	
Analyte	Result	RPT Limit	SPK value	SPK Ref Val	%REC	Low Limit	High Limit	RPD Ref Val	%RPD	RPD Limit	Qual
Organic Carbon, Total	BRL	1.00									

Sample ID: **LCS-R383386**	Client ID:				Units: **mg/L**		Prep Date:		Run No: **383386**	
SampleType: **LCS**	TestCode: **Total Organic Carbon (TOC) SW9060A**				BatchID: **R383386**		Analysis Date: **10/27/2018**		Seq No: **8557155**	
Analyte	Result	RPT Limit	SPK value	SPK Ref Val	%REC	Low Limit	High Limit	RPD Ref Val	%RPD	RPD Limit	Qual
Organic Carbon, Total	25.46	1.00	25.00		102	90	110				

Sample ID: **1810P93-005BMS**	Client ID:				Units: **mg/L**		Prep Date:		Run No: **383386**	
SampleType: **MS**	TestCode: **Total Organic Carbon (TOC) SW9060A**				BatchID: **R383386**		Analysis Date: **10/27/2018**		Seq No: **8557159**	
Analyte	Result	RPT Limit	SPK value	SPK Ref Val	%REC	Low Limit	High Limit	RPD Ref Val	%RPD	RPD Limit	Qual
Organic Carbon, Total	136.3	5.00	125.0	3.664	106	80	120				

Sample ID: **1810P93-005BMSD**	Client ID:				Units: **mg/L**		Prep Date:		Run No: **383386**	
SampleType: **MSD**	TestCode: **Total Organic Carbon (TOC) SW9060A**				BatchID: **R383386**		Analysis Date: **10/27/2018**		Seq No: **8557160**	
Analyte	Result	RPT Limit	SPK value	SPK Ref Val	%REC	Low Limit	High Limit	RPD Ref Val	%RPD	RPD Limit	Qual
Organic Carbon, Total	131.5	5.00	125.0	3.664	102	80	120	136.3	3.58	20	

Qualifiers:

>	Greater than Result value	<	Less than Result value	B	Analyte detected in the associated method blank
BRL	Below reporting limit	E	Estimated (value above quantitation range)	H	Holding times for preparation or analysis exceeded
J	Estimated value detected below Reporting Limit	N	Analyte not NELAC certified	R	RPD outside limits due to matrix
Rpt Lim	Reporting Limit	S	Spike Recovery outside limits due to matrix		

Client: Environmental Planning Specialists, Inc.
Project Name: Rheem
Workorder: 1810P98

ANALYTICAL QC SUMMARY REPORT

BatchID: R383455

Sample ID: **MB-R383455**	Client ID:			Units: **mg/L**	Prep Date:		Run No: **383455**
SampleType: **MBLK**	TestCode: **Total Organic Carbon (TOC) SW9060A**			BatchID: **R383455**	Analysis Date: **10/30/2018**		Seq No: **8561381**

Analyte	Result	RPT Limit	SPK value	SPK Ref Val	%REC	Low Limit	High Limit	RPD Ref Val	%RPD	RPD Limit	Qual
Organic Carbon, Total	BRL	1.00									

Sample ID: **LCS-R383455**	Client ID:			Units: **mg/L**	Prep Date:		Run No: **383455**
SampleType: **LCS**	TestCode: **Total Organic Carbon (TOC) SW9060A**			BatchID: **R383455**	Analysis Date: **10/30/2018**		Seq No: **8561377**

Analyte	Result	RPT Limit	SPK value	SPK Ref Val	%REC	Low Limit	High Limit	RPD Ref Val	%RPD	RPD Limit	Qual
Organic Carbon, Total	25.30	1.00	25.00		101	90	110				

Sample ID: **1810P98-014CMS**	Client ID: **18296-MW-52C**			Units: **mg/L**	Prep Date:		Run No: **383455**
SampleType: **MS**	TestCode: **Total Organic Carbon (TOC) SW9060A**			BatchID: **R383455**	Analysis Date: **10/30/2018**		Seq No: **8561387**

Analyte	Result	RPT Limit	SPK value	SPK Ref Val	%REC	Low Limit	High Limit	RPD Ref Val	%RPD	RPD Limit	Qual
Organic Carbon, Total	147.2	5.00	125.0	20.46	101	80	120				

Sample ID: **1810P98-014CMSD**	Client ID: **18296-MW-52C**			Units: **mg/L**	Prep Date:		Run No: **383455**
SampleType: **MSD**	TestCode: **Total Organic Carbon (TOC) SW9060A**			BatchID: **R383455**	Analysis Date: **10/30/2018**		Seq No: **8561391**

Analyte	Result	RPT Limit	SPK value	SPK Ref Val	%REC	Low Limit	High Limit	RPD Ref Val	%RPD	RPD Limit	Qual
Organic Carbon, Total	155.5	5.00	125.0	20.46	108	80	120	147.2	5.48	20	

Qualifiers:

>	Greater than Result value	<	Less than Result value	B	Analyte detected in the associated method blank
BRL	Below reporting limit	E	Estimated (value above quantitation range)	H	Holding times for preparation or analysis exceeded
J	Estimated value detected below Reporting Limit	N	Analyte not NELAC certified	R	RPD outside limits due to matrix
Rpt Lim	Reporting Limit	S	Spike Recovery outside limits due to matrix		

10515 Research Drive
Knoxville, TN 37932
Phone: (865) 573-8188
Fax: (865) 573-8133

Client: Justin Vickery
Environmental Planning Specialists, Inc.
400 Northridge Road
Suite 400
Sandy Springs, GA 30350

Phone:

Fax:

Identifier: 078PJ **Date Rec:** 10/23/2018 **Report Date:** 11/01/2018

Client Project #: **Client Project Name:** Rheem Manufacturing

Purchase Order #:

Analysis Requested: CENSUS

Reviewed By:



NOTICE: This report is intended only for the addressee shown above and may contain confidential or privileged information. If the recipient of this material is not the intended recipient or if you have received this in error, please notify Microbial Insights, Inc. immediately. The data and other information in this report represent only the sample(s) analyzed and are rendered upon condition that it is not to be reproduced without approval from Microbial Insights, Inc. Thank you for your cooperation.

MICROBIAL INSIGHTS, INC.

10515 Research Dr., Knoxville, TN 37932
Tel. (865) 573-8188 Fax. (865) 573-8133

CENSUS

Client: **Environmental Planning Specialists, Inc.**
Project: Rheem Manufacturing

MI Project Number: **078PJ**
Date Received: 10/23/2018

Sample Information

Client Sample ID:		**18295-MW-50C**	**18295-MW-1**	**18295-MW-48C**	**18296-MW-50A**	**18296-MW-52C**
Sample Date:		10/22/2018	10/22/2018	10/22/2018	10/23/2018	10/23/2018
Units:		cells/mL	cells/mL	cells/mL	cells/mL	cells/mL
Analyst/Reviewer:		JS	JS	JS	JS	JS
Dechlorinating Bacteria						
Dehalococcoides	*DHC*	**1.10E+01**	**9.85E+04**	**9.00E-01 (J)**	**6.00E-01**	**9.00E-01**
tceA Reductase	TCE	**1.74E+01**	**9.42E+04**	**2.00E-01 (J)**	**2.00E-01 (J)**	<5.00E-01
BAV1 Vinyl Chloride Reductase	BVC	<5.00E-01	<6.00E-01	<1.00E+00	<5.00E-01	<5.00E-01
Vinyl Chloride Reductase	VCR	**9.40E+00**	**6.94E+04**	**3.00E-01 (J)**	**1.00E-01 (J)**	<5.00E-01

Legend:
NA = Not Analyzed NS = Not Sampled J = Estimated gene copies below PQL but above LQL I = Inhibited
< = Result not detected

MICROBIAL INSIGHTS, INC.

10515 Research Dr., Knoxville, TN 37932
Tel. (865) 573-8188 Fax. (865) 573-8133

CENSUS

Client: **Environmental Planning Specialists, Inc.**
Project: Rheem Manufacturing

MI Project Number: **078PJ**
Date Received: 10/23/2018

Sample Information

Client Sample ID:		**18296-MW-9**	**18296-MW-48A**	**18296-MW-49B**	**18296-MW-49C**	**18296-MW-51A**
Sample Date:		10/23/2018	10/23/2018	10/23/2018	10/23/2018	10/23/2018
Units:		cells/mL	cells/mL	cells/mL	cells/mL	cells/mL
Analyst/Reviewer:		JS	JS	JS	JS	JS
Dechlorinating Bacteria						
Dehalococcoides	*DHC*	<5.00E-01	**1.62E+05**	**5.48E+05**	**1.10E+00**	**9.14E+04**
tceA Reductase	TCE	<5.00E-01	**1.43E+05**	**4.10E+05**	**6.00E-01 (J)**	**2.61E+01**
BAV1 Vinyl Chloride Reductase	BVC	<5.00E-01	<5.00E-01	<5.00E-01	<9.00E-01	**1.83E+04**
Vinyl Chloride Reductase	VCR	<5.00E-01	**7.57E+04**	**3.06E+05**	**3.00E-01 (J)**	**1.92E+05**

Legend:
NA = Not Analyzed NS = Not Sampled J = Estimated gene copies below PQL but above LQL I = Inhibited
< = Result not detected

MICROBIAL INSIGHTS, INC.

10515 Research Dr., Knoxville, TN 37932
Tel. (865) 573-8188 Fax. (865) 573-8133

CENSUS

Client: **Environmental Planning Specialists, Inc.**
Project: Rheem Manufacturing

MI Project Number: **078PJ**
Date Received: 10/23/2018

Sample Information

Client Sample ID:		**18297-MW-48B**	**18297-PZ-7**	**18297-MW-50B**	**18297-MW-51C**	**18297-MW-49A**
Sample Date:		10/24/2018	10/24/2018	10/23/2018	10/24/2018	10/24/2018
Units:		cells/mL	cells/mL	cells/mL	cells/mL	cells/mL
Analyst/Reviewer:		JS	JS	JS	JS	JS
Dechlorinating Bacteria						
Dehalococcoides	*DHC*	**1.01E+05**	**3.42E+04**	**1.50E+06**	**1.30E+00**	**7.87E+02**
tceA Reductase	TCE	**6.31E+04**	**2.69E+04**	**1.01E+06**	**7.00E-01**	**8.14E+02**
BAV1 Vinyl Chloride Reductase	BVC	<4.00E-01	<5.00E-01	<1.00E+00	<5.00E-01	<5.00E-01
Vinyl Chloride Reductase	VCR	**1.99E+04**	**9.10E+03**	**4.00E+05**	**3.00E-01 (J)**	**2.07E+02**

Legend:
NA = Not Analyzed NS = Not Sampled J = Estimated gene copies below PQL but above LQL I = Inhibited
< = Result not detected

MICROBIAL INSIGHTS, INC.

10515 Research Dr., Knoxville, TN 37932
Tel. (865) 573-8188 Fax. (865) 573-8133

CENSUS

Client: **Environmental Planning Specialists, Inc.**
Project: Rheem Manufacturing

MI Project Number: **078PJ**
Date Received: 10/23/2018

Sample Information

Client Sample ID:		**18297-MW-DUP**	**18297-MW-3A**	**18297-PZ-5**	**18298-MW-51B**	**18297-MW-5**
Sample Date:		10/24/2018	10/24/2018	10/24/2018	10/25/2018	10/24/2018
Units:		cells/mL	cells/mL	cells/mL	cells/mL	cells/mL
Analyst/Reviewer:		JS	JS	JS	JS	JS
Dechlorinating Bacteria						
Dehalococcoides	*DHC*	**8.58E+02**	**3.80E+00**	**1.70E+00**	**2.00E-01 (J)**	<6.00E-01
tceA Reductase	TCE	**6.90E+02**	**2.70E+00**	**7.00E-01**	**1.00E-01 (J)**	<6.00E-01
BAV1 Vinyl Chloride Reductase	BVC	<5.00E-01	<8.00E-01	<5.00E-01	<5.00E-01	<6.00E-01
Vinyl Chloride Reductase	VCR	**1.84E+02**	**6.00E-01 (J)**	**2.00E-01 (J)**	<5.00E-01	<6.00E-01

Legend:
NA = Not Analyzed NS = Not Sampled J = Estimated gene copies below PQL but above LQL I = Inhibited
< = Result not detected

Quality Assurance/Quality Control Data

Samples Received **10/23/2018**

Component	Date Prepared	Date Analyzed	Arrival Temperature	Positive Control	Extraction Blank	Negative Control
DHC	10/23/2018	10/31/2018	1 °C	106%	non-detect	non-detect
BVC	10/23/2018	10/31/2018	1 °C	103%	non-detect	non-detect
TCE	10/23/2018	10/31/2018	1 °C	105%	non-detect	non-detect
VCR	10/23/2018	10/31/2018	1 °C	118%	non-detect	non-detect

Samples Received **10/24/2018**

Component	Date Prepared	Date Analyzed	Arrival Temperature	Positive Control	Extraction Blank	Negative Control
DHC	10/24/2018	10/31/2018	0 °C	108%	non-detect	non-detect
BVC	10/24/2018	10/31/2018	0 °C	102%	non-detect	non-detect
TCE	10/24/2018	10/31/2018	0 °C	105%	non-detect	non-detect
VCR	10/24/2018	10/31/2018	0 °C	114%	non-detect	non-detect

Samples Received **10/25/2018**

Component	Date Prepared	Date Analyzed	Arrival Temperature	Positive Control	Extraction Blank	Negative Control
DHC	10/25/2018	10/31/2018	1 °C	106%	non-detect	non-detect
BVC	10/25/2018	10/31/2018	1 °C	100%	non-detect	non-detect
TCE	10/25/2018	10/31/2018	1 °C	100%	non-detect	non-detect
VCR	10/25/2018	10/31/2018	1 °C	104%	non-detect	non-detect

Samples Received **10/26/2018**

Component	Date Prepared	Date Analyzed	Arrival Temperature	Positive Control	Extraction Blank	Negative Control
DHC	10/26/2018	10/31/2018	2 °C	103%	non-detect	non-detect
BVC	10/26/2018	10/31/2018	2 °C	100%	non-detect	non-detect
TCE	10/26/2018	10/31/2018	2 °C	99%	non-detect	non-detect
VCR	10/26/2018	10/31/2018	2 °C	97%	non-detect	non-detect

REPORT TO:

Name: Justin Vickery
Company: EPS Inc.
Address: 400 Northridge Rd. Suite 400 Sandy Springs, GA 30350
email: jvickery@envplanning.com
Phone: 404-315-9113
Fax:

Project Manager: Justin Vickery
Project Name: Rheem manufacturing
Project No.:

INVOICE TO: (For Invoices paid by a third party it is imperative that all information be provided)

Name:
Company:
Address:
email:
Phone:
Fax:

Purchase Order No.
Subcontract No.
MI Quote No.

microbialinsights
10515 Research Dr
Knoxville, TN 37932
865-573-8188
www.microbe.com

Please Check One:
☒ More samples to follow
☐ No Additional Samples

Report Type: ☒ Standard (default) ☐ Microbial Insights Level III raw data(15% surcharge) ☐ Microbial Insights Level IV (25% surcharge) ☐ Comprehensive Interpretive(15%) ☐ Historical Interpretive (35%)

EDD type: ☒ Microbial Insights Standard (default) ☐ All other available EDDs (5% surcharge) Specify EDD Type:

Please contact us with any questions about the analyses or filling out the COC at (865) 573-8188 (9:00 am to 5:00 pm EST, M-F). After hours email: customerservice@microbe.com

Sample Information						Analyses				CENSUS: Please select the target organism/gene																						
MI ID (Laboratory Use Only)	Sample Name	Date Sampled	Time Sampled	Matrix	Total Number of Containers	PLFA	NGS	QuantArray Chlor	QuantArray Petro	DHC (Dehalococcoides)	DHC Functional genes (tvc, tce, vcr)	DHBt (Dehalobacter)	DHG (Dehalogenimonas)	DSM (Desulfuromonas)	DSB (Desulfitobacterium)	EBAC (Total)	SRB (Sulfate Reducing Bacteria-APS)	MGN (Methanogens)	MOB (Methanotrophs)	SMMO	DNF (Dentrifiers-nirS and nirK)	AMO (ammonia oxidizing bacteria)	PM1 (MTBE aerobic)	RMO (Toluene Monooxygenase)	RDEG (Toluene Monooxygenase)	PHE (Phenol Hydroxylase)	NAH (Napthalene-aerobic)	BSSA (Toluene/Xylene-Anaerobic)	add. qPCR:	RNA (Expression Option)*	Other:	Other:	Other:
078PJ1	18295-MW-50C	10/22/18	1515	GW	1					X	X																					
2	18295-MW-1	10/22/18	1155	GW	1					X	X																					
3	18295-MW-48C	10/22/18	1255	GW	2					X	X																					

Relinquished by: Date 10/22/18
Received by: Date 10/23/18

It is vital that chain of custody is filled out correctly & that all relative information is provided.
Failure to provide sufficient and/or correct information regarding reporting, invoicing & analyses requested information may result in delays for which MI will not be liable.

REPORT TO:

Name: Justin Vickery
Company: EPS Inc.
Address: 400 Northridge Rd. #400
Sandy Springs, GA 30350
email: jvickery@envplanning.com
Phone: 404-375-9113
Fax:

Project Manager: Justin Vickery
Project Name: Rheem Manufactering
Project No.:

INVOICE TO: (For Invoices paid by a third party it is imperative that all information be provided)

Name:
Company:
Address:
email:
Phone:
Fax:

Purchase Order No.
Subcontract No.
MI Quote No.

microbialinsights
10515 Research Dr
Knoxville, TN 37932
865-573-8188
www.microbe.com

Please Check One:
☒ More samples to follow
☐ No Additional Samples

Report Type: ☒ Standard (default) ☐ Microbial Insights Level III raw data(15% surcharge) ☐ Microbial Insights Level IV (25% surcharge) ☐ Comprehensive Interpretive(15%) ☐ Historical Interpretive (35%)

EDD type: ☒ Microbial Insights Standard (default) ☐ All other available EDDs (5% surcharge) Specify EDD Type:

Please contact us with any questions about the analyses or filling out the COC at (865) 573-8188 (9:00 am to 5:00 pm EST, M-F). After hours email: customerservice@microbe.com

Sample Information						Analyses				CENSUS: Please select the target organism/gene																						
MI ID (Laboratory Use Only)	Sample Name	Date Sampled	Time Sampled	Matrix	Total Number of Containers	PLFA	NGS	QuantArray Chlor	QuantArray Petro	DHC (Dehalococcoides)	DHC Functional genes (bvc, tce, vcr)	DHBt (Dehalobacter)	DHG (Dehalogenimonas)	DSM (Desulfuromonas)	DSB (Desulfitobacterium)	EBAC (Total)	SRB (Sulfate Reducing Bacteria-APS)	MGN (Methanogens)	MOB (Methanotrophs)	SMMO	DNF (Denitrifiers-nirS and nirK)	AMO (ammonia oxidizing bacteria)	PM1 (MTBE aerobic)	RMO (Toluene Monooxygenase)	RDEG (Toluene Monooxygenase)	PHE (Phenol Hydroxylase)	NAH (Napthalene-aerobic)	BSSA (Toluene/Xylene-Anaerobic)	add. qPCR:	RNA (Expression Option)*	Other:	Other:	Other:
078PJ 4	18296-MW-50A	10-23-18	0945	GW	1					X	X																					
5	18296-MW-52C	10-23-18	1125	GW	1					X	X																					
6	18296-MW-9	10-23-18	1330	GW	1					X	X																					
7	18295-MW-48A	10-22-18	1615	GW	1					X	X																					
8	18296-MW-49B	10-23-18	1020	GW	1					X	X																					
9	18296-MW-49C	10-23-18	1220	GW	2					X	X																					
10	18296-MW-51A	10-23-18	1430	GW	1					X	X																					

Relinquished by: Date 10/23/18 Received by: Date 10/24/18 10:24

It is vital that chain of custody is filled out correctly & that all relative information is provided.

Failure to provide sufficient and/or correct information regarding reporting, invoicing & analyses requested information may result in delays for which MI will not be liable.

REPORT TO:
Name: Justin Vickery
Company: EPS Inc.
Address: 400 Northridge Rd. Suite 400 Sandy Springs, GA 30350
email: jvickery@envplanning.com
Phone: (404) 315-9113
Fax:

INVOICE TO: (For Invoices paid by a third party it is imperative that all information be provided)
Name:
Company:
Address:
email:
Phone:
Fax:

microbialinsights
10515 Research Dr
Knoxville, TN 37932
865-573-8188
www.microbe.com

Project Manager: Justin Vickery
Project Name: Rheem Manufacturing
Project No.:

Purchase Order No.
Subcontract No.
MI Quote No.

Please Check One:
☒ More samples to follow
☐ No Additional Samples

Report Type: ☒ Standard (default) ☐ Microbial Insights Level III raw data (15% surcharge) ☐ Microbial Insights Level IV (25% surcharge) ☐ Comprehensive Interpretive (15%) ☐ Historical Interpretive (35%)
EDD type: ☒ Microbial Insights Standard (default) ☐ All other available EDDs (5% surcharge) Specify EDD Type:

Please contact us with any questions about the analyses or filling out the COC at (865) 573-8188 (9:00 am to 5:00 pm EST, M-F). After hours email: customerservice@microbe.com

Sample Information						Analyses				CENSUS: Please select the target organism/gene																						
MI ID (Laboratory Use Only)	Sample Name	Date Sampled	Time Sampled	Matrix	Total Number of Containers	PLFA	NGS	QuantArray Chlor	QuantArray Petro	DHC (Dehalococcoides)	DHC Functional genes (bvc, tce, vcr)	DHBt (Dehalobacter)	DHG (Dehalogenimonas)	DSM (Desulfuromonas)	DSB (Desulfitobacterium)	EBAC (Total)	SRB (Sulfate Reducing Bacteria-APS)	MGN (Methanogens)	MOB (Methanotrophs)	SMMO	DNF (Dentrifiers-nirS and nirK)	AMO (ammonia oxidizing bacteria)	PM1 (MTBE aerobic)	RMO (Toluene Monooxygenase)	RDEG (Toluene Monooxygenase)	PHE (Phenol Hydroxylase)	NAH (Napthalene-aerobic)	BSSA (Toluene/Xylene-Anaerobic)	add. qPCR:	RNA (Expression Option)*	Other:	Other:	Other:
078PJ 11	18297-MW-48B	10/24/18	0905	GW	1					X	X																					
12	18297-PZ-7	10/24/18	0935	GW	1					X	X																					
13	18296-MW-50B	10/23/18	1600	GW	1					X	X																					
14	18297-MW-51C	10/24/18	1035	GW	1					X	X																					
15	18297-MW-49A	10/24/18	1125	GW	1					X	X																					
16	18297-MW-Dup	10/24/18	1200	GW	1					X	X																					
17	18297-MW-3A	10/24/18	1235	GW	1					X	X																					
18	18297-PZ-5	10/24/18	1450	GW	1					X	X																					

Relinquished by: BM Date 10/23/18 BM 10/24/18 Received by: Date 10/25/18 11:40

It is vital that chain of custody is filled out correctly & that all relative information is provided.
Failure to provide sufficient and/or correct information regarding reporting, invoicing & analyses requested information may result in delays for which MI will not be liable.

REPORT TO:

Name: Justin Vickery
Company: EPS, Inc.
Address: 400 Northridge Rd. Suite 400 Sandy Springs, GA 30350
email: jvickery@envplanning.com
Phone: 404-315-9113
Fax:

Project Manager: Justin Vickery
Project Name: Rheem Manufacturing
Project No.:

INVOICE TO: (For Invoices paid by a third party it is imperative that all information be provided)

Name:
Company:
Address:
email:
Phone:
Fax:

Purchase Order No.
Subcontract No.
MI Quote No.

microbialinsights
10515 Research Dr
Knoxville, TN 37932
865-573-8188
www.microbe.com

Please Check One:
☐ More samples to follow
☒ No Additional Samples

Report Type: ☒ Standard (default) ☐ Microbial Insights Level III raw data(15% surcharge) ☐ Microbial Insights Level IV (25% surcharge) ☐ Comprehensive Interpretive(15%) ☐ Historical Interpretive (35%)

EDD type: ☒ Microbial Insights Standard (default) ☐ All other available EDDs (5% surcharge) Specify EDD Type:

Please contact us with any questions about the analyses or filling out the COC at (865) 573-8188 (9:00 am to 5:00 pm EST, M-F). After hours email: customerservice@microbe.com

Sample Information						Analyses				CENSUS: Please select the target organism/gene																							
MI ID (Laboratory Use Only)	Sample Name	Date Sampled	Time Sampled	Matrix	Total Number of Containers	PLFA	NGS	QuantArray Chlor	QuantArray Petro	DHC (Dehalococcoides)	DHC Functional genes (bvc, tce, vcr)	DHBt (Dehalobacter)	DHG (Dehalogenimonas)	DSM (Desulfuromonas)	DSB (Desulfitobacterium)	EBAC (Total)	SRB (Sulfate Reducing Bacteria-APS)	MGN (Methanogens)	MOB (Methanotrophs)	SMMO	DNF (Dentrifiers-nirS and nirK)	AMO (ammonia oxidizing bacteria)	PM1 (MTBE aerobic)	RMO (Toluene Monooxygenase)	RDEG (Toluene Monooxygenase)	PHE (Phenol Hydroxylase)	NAH (Napthalene-aerobic)	BSSA (Toluene/Xylene-Anaerobic)	add. qPCR:	RNA (Expression Option)*	Other:	Other:	Other:
078PJ19	18298-MW-51B	10/25/18	0900	GW	1					X	X																						
20	18297-MW-5	10/24/18	1535	GW	2					X	X																						

Relinquished by: Date 10/25/18

Received by: Date 10/26/18 11:08

It is vital that chain of custody is filled out correctly & that all relative information is provided.
Failure to provide sufficient and/or correct information regarding reporting, invoicing & analyses requested information may result in delays for which MI will not be liable.

Soil Gas Sampling

AES

ANALYTICAL ENVIRONMENTAL SERVICES, INC.

September 10, 2018

Justin Vickery
Environmental Planning Specialists, Inc.

1050 Crown Pointe Parkway, Suite 550
Atlanta GA 30338

RE: Rheem

Dear Justin Vickery: Order No: 1808Q83

Analytical Environmental Services, Inc. received 24 samples on 8/29/2018 11:00:00 AM for the analyses presented in following report.

No problems were encountered during the analyses. Additionally, all results for the associated Quality Control samples were within EPA and/or AES established limits. Any discrepancies associated with the analyses contained herein will be noted and submitted in the form of a project Case Narrative.
AES' certifications are as follows:
-NELAC/Florida Certification number E87582 for analysis of Air & Emissions for Volatile Organics effective 07/01/18-06/30/19.

These results relate only to the items tested. This report may only be reproduced in full.

If you have any questions regarding these test results, please feel free to call.

Sincerely,



Chris Pafford

Project Manager

3080 Presidential Drive • Atlanta, Georgia 30340 • Tel: 770.457.8177 • Fax: 770.457.8188 • Toll Free: 800.972.4889
www.aesatlanta.com

APPENDIX

Compound	CAS #	Alternate Name	TO-14A	TO-15	SOP
Acetone	67-64-1				X
Allyl chloride	107-05-1	3-Chloropropene		X	
Benzene	71-43-2		X	X	
Benzyl chloride	100-44-7		X	X	
Bromodichloromethane	75-27-4	Dichlorobromomethane			X
Bromoform	75-25-2	Tribromomethane		X	
Bromomethane	74-83-9	Methyl bromide	X	X	
1,3-Butadiene	106-99-0			X	
Carbon disulfide	75-15-0			X	
Carbon tetrachloride	56-23-5		X	X	
Chlorobenzene	108-90-7		X	X	
Chloroethane	75-00-3	Ethyl chloride	X	X	
Chloroform	67-66-3		X	X	
Chloromethane	74-87-3	Methyl chloride	X	X	
Cyclohexane	110-82-7				X
Dibromochloromethane	124-48-1	Chlorodibromomethane			X
1,2-Dibromoethane	106-93-4	EDB/Ethylene dibromide	X	X	
1,2-Dichlorobenzene	95-50-1	*o*-Dichlorobenzene	X	X	
1,3-Dichlorobenzene	541-73-1	*m*-Dichlorobenzene	X	X	
1,4-Dichlorobenzene	106-46-7	p-Dichlorobenzene	X	X	
Dichlorodifluoromethane	75-71-8	Freon-12	X		
1,1-Dichloroethane	75-34-3		X	X	
1,2-Dichloroethane	107-06-2		X	X	
1,1-Dichloroethene	75-35-4	1,1-Dichloroethylene	X	X	
cis-1,2-Dichloroethene	156-59-2	*cis*-1,2-Dichloroethylene	X	X	
trans-1,2-Dichloroethene	156-60-5	*trans*-1,2-Dichloroethylene		X	
1,2-Dichloropropane	78-87-5		X	X	
cis-1,3-Dichloropropene	10061-01-5		X	X	
trans-1,3-Dichloropropene	10061-02-6		X	X	
1,2-Dichloro-1,1,2,2-tetrafluoroethane	76-14-2	Freon-114	X		
1,4-Dioxane	123-91-1	1,4-Diethylene oxide		X	
Ethyl acetate	141-78-6	Acetic acid, ethyl ester			X
Ethylbenzene	100-41-4		X	X	
4-Ethyltoluene	622-96-8				X
n-Heptane	142-82-5	Heptane			X
Hexachlorobutadiene	87-68-3	Hexachloro-1,3-butadiene	X	X	

n-Hexane	110-54-3	Hexane		X	
Compound	**CAS #**	**Alternate Name**	**TO-14A**	**TO-15**	**SOP**
2-Hexanone	591-78-6	Methyl butyl ketone			X
Methylene chloride	75-09-2	Dichloromethane	X	X	
Methyl tert-butyl ether	1634-04-4	MTBE		X	
Methyl ethyl ketone	78-93-3	MEK/2-Butanone		X	
Methyl isobutyl ketone	108-10-1	4-Methyl-2-pentanone		X	
2-Propanol	67-63-0	Isopropanol/Isopropyl alcohol			X
Propene	115-07-1	Propylene			X
Styrene	100-42-5			X	
1,1,2,2-Tetrachloroethane	79-34-5		X	X	
Tetrachloroethene	127-18-4	Tetrachloroethylene	X	X	
Tetrahydrofuran	109-99-9				X
Toluene	108-88-3			X	
1,2,4-Trichlorobenzene	120-82-1			X	
1,1,1-Trichloroethane	74-55-6			X	
1,1,2-Trichloroethane	79-00-5			X	
Trichloroethene	79-01-6	Trichloroethylene		X	
Trichlorofluoromethane	75-69-4	Freon-11	X		
1,1,2-Trichloro-1,2,2-Trifluoroethane	76-13-1	Freon-113	X		
1,2,4-Trimethylbenzene	95-63-6		X	X	
1,3,5-Trimethylbenzene	108-67-8		X	X	
2,2,4-Trimethylpentane	540-84-1	Isooctane		X	
Vinyl acetate	108-05-04			X	
Vinyl bromide	593-60-2	Bromoethene		X	
Vinyl chloride	75-01-4	Chloroethene	X	X	
Xylenes, Total	1330-20-7		X	X	
m/p-Xylene	179601-23-1		X	X	
o-Xylene	95-47-6		X	X	

ANALYTICAL ENVIRONMENTAL SERVICES, INC.
AES

3080 Presidential Drive
Atlanta, GA 30340
Phone: (770) 457-8177 / Fax: (770) 457-8188

VAPOR/AIR CHAIN OF CUSTODY

1808003

Work Order #:
Date: 8-29-18
Page: 1 of 3

COMPANY INFORMATION	PROJECT INFORMATION	INVOICE INFORMATION		SAMPLING INFORMATION
Company Name: EPS	Project Name: Rheem	Company Name: EPS	Invoice To Name(s):	Sampled By (print): Justin Vickery
Address:	Project #:	Company Address:	Invoice To Email(s):	Sampler Signature:
City, State, Zip: Atlanta, GA	Report To Name(s): Justin Vickery	Company City, State, Zip:	Invoice To Phone #(s):	Date:
Phone #:	Report To Email(s):	AES Project Manager:	AES Quote # and/or PO #:	State/Project Location: GA

SPECIAL INSTRUCTIONS

Special list of analytes or other comments:

REQUESTED TURNAROUND TIME

- Standard (Five Days): X
- Two Day Rush: ☐
- Four Day Rush: ☐
- Next Day Rush: ☐
- Three Day Rush: ☐
- Other:

REPORTING REQUIREMENTS

- Standard/Level II Data Package: X
- Level III Data Package: ☐
- Level IV Data Package: ☐
- EDD: X

SHIPPING METHOD

- FedEx: ☐
- Client Courier: ☐
- UPS: ☐
- US Mail: ☐
- Client Drop-off: X
- Other:
- AES Courier: ☐

#	Sample ID	Sample Start Date	Sample Start Time (24hr)	Sample Finish Date	Sample Finish Time (24hr)	Sample Matrix (IA = Indoor Air, AA = Ambient Air, SS = Subslab, SV = Soil Vapor)	Canister Serial #	Flow Controller ID	Canister Pressure In Field ("Hg) Start	Canister Pressure In Field ("Hg) Stop	Analysis Requested: TO-15	Remarks
1	18239-V1-014	8-27-18	9:43	8-27-18	9:55	SS	1012	1095	30	0	X	
2	18239-V1-004	8-27-18	10:10	8-27-18	10:17	SS	1070	1080	29	0	X	
3	18239-V1-005	8-27-18	10:31	8-27-18	10:41	SS	1041	1094	29	0	X	
4	18239-V1-047	8-27-18	10:59	8-27-18	11:07	SS	1039	1112	28	0	X	
5	18239-V1-046	8-27-18	11:25	8-27-18	11:32	SS	1043	1100	29	0	X	
6	18239-V1-011	8-27-18	11:55	8-27-18	12:04	SS	1008	1111	29	0	X	
7	18239-V1-009	8-27-18	12:17	8-27-18	12:25	SS	1037	1144	29	0	X	
8	18239-V1-022	8-27-18	14:26	8-27-18	14:38	SS	1060	1079	28	0	X	
9	18239-V1-024	8-27-18	14:50	8-27-18	14:59	SS	1030	1116	29	0	X	
10	18239-V1-025	8-27-18	15:09	8-27-18	15:16	SS	1069	1135	29	0	X	

SAMPLE RECEIPT

Relinquished			Received		
Relinquished By:	Date: 8-29-18	Time: 10:55	Received By: Monique Albrecht (Client)	Date: 8/29/18	Time: 11:00am
Relinquished By:	Date:	Time:	Received By:	Date:	Time:
Relinquished By:	Date:	Time:	Received By:	Date:	Time:

Submission of samples to the laboratory constitutes acceptance of AES's Terms & Conditions. Client assumes sole responsibility for damage or loss of samples before we accept them. Samples received after 3PM or on Saturday are considered as received the following business day. If no TAT is marked on COC, AES will proceed with standard TAT. Visit our website at www.aesatlanta.com for downloadable COCs and to log in to your AESAccess account.

White Copy - Original; Green Copy - Client

TO-15 COC 62218

ANALYTICAL ENVIRONMENTAL SERVICES, INC.
AES
3080 Presidential Drive
Atlanta, GA 30340
Phone: (770) 457-8177 / Fax: (770) 457-8188

VAPOR/AIR CHAIN OF CUSTODY

1808083

Work Order #:
Date:
Page: 2 of 3

COMPANY INFORMATION	PROJECT INFORMATION	INVOICE INFORMATION		SAMPLING INFORMATION
Company Name: EPS	Project Name: Rheem	Company Name: EPS	Invoice To Name(s):	Sampled By (print): Justin Vickery
Address:	Project #:	Company Address:	Invoice To Email(s):	Sampler Signature:
City, State, Zip:	Report To Name(s): Justin Vickery	Company City, State, Zip:	Invoice To Phone #(s):	Date:
Phone #:	Report To Email(s):	AES Project Manager:	AES Quote # and/or PO #:	State/Project Location: GA

SPECIAL INSTRUCTIONS

Special list of analytes or other comments:

REQUESTED TURNAROUND TIME

- Standard (Five Days) ☒
- Two Day Rush ☐
- Four Day Rush ☐
- Next Day Rush ☐
- Three Day Rush ☐
- Other:

REPORTING REQUIREMENTS

- Standard/Level II Data Package ☒
- Level III Data Package ☐
- Level IV Data Package ☐
- EDD ☐

SHIPPING METHOD

- FedEx ☐
- Client Courier ☐
- UPS ☐
- US Mail ☐
- Client Drop-off ☒
- Other:
- AES Courier ☐

#	Sample ID	Sample Start Date	Sample Start Time (24hr)	Sample Finish Date	Sample Finish Time (24hr)	Sample Matrix (IA = Indoor Air, AA = Ambient Air, SS = Subslab, SV = Soil Vapor)	Canister Serial #	Flow Controller ID	Canister Pressure In Field ("Hg) Start	Canister Pressure In Field ("Hg) Stop	Analysis Requested TO-15	Remarks
1	18239-VI-026	8.27.18	1526	8.27.18	1549	SV	1018	1121	29	0	X	
2	18239-VI-027		1544		1554		1028	1109	29	0	X	
3	18239-VI-028		1604		1607		1032	1128	29	0	X	
4	18239-VI-029		1625		1629		1165	1129	29	0	X	
5	18239-VI-033		1654		1657		1075	1145	26	0	X	
6	18239-VI-037		1713		1717		1083	1140	29	0	X	
7	18240-VI-018	8.28.18	8:23	8.28.18	8:26		1170	1135	26	0	X	
8	18240-VI-031		8:40		8:44		1057	1143	27	0	X	
9	18240-VI-021		8:58		9:02		1056	1119	27	0	X	
10	18240-VI-045		9:39		9:43		1067	1122	27	0	X	

SAMPLE RECEIPT

Relinquished			Received		
Relinquished By:	Date: 8.28.18	Time: 10:55	Received By: Monique Alba (CLIENT)	Date: 8/29/18	Time: 11:00am
Relinquished By:	Date:	Time:	Received By:	Date:	Time:
Relinquished By:	Date:	Time:	Received By:	Date:	Time:

Submission of samples to the laboratory constitutes acceptance of AES's Terms & Conditions. Client assumes sole responsibility for damage or loss of samples before we accept them. Samples received after 3PM or on Saturday are considered as received the following business day. If no TAT is marked on COC, AES will proceed with standard TAT. Visit our website at www.aesatlanta.com for downloadable COCs and to log in to your AESAccess account.

White Copy - Original; Green Copy - Client

TO-15 COC 62218

AES | ANALYTICAL ENVIRONMENTAL SERVICES, INC.
3080 Presidential Drive
Atlanta, GA 30340
Phone: (770) 457-8177 / Fax: (770) 457-8188

VAPOR/AIR CHAIN OF CUSTODY

1808083

Work Order #:
Date:
Page: 3 of 3

COMPANY INFORMATION	PROJECT INFORMATION	INVOICE INFORMATION		SAMPLING INFORMATION
Company Name: EPS	Project Name: Rheem	Company Name: EPS	Invoice To Name(s):	Sampled By (print): Justin Vickery
Address:	Project #:	Company Address:	Invoice To Email(s):	Sampler Signature:
City, State, Zip:	Report To Name(s): Justin Vickery	Company City, State, Zip:	Invoice To Phone #(s):	Date:
Phone #:	Report To Email(s):	AES Project Manager:	AES Quote # and/or PO #:	State/Project Location: GA

SPECIAL INSTRUCTIONS	REQUESTED TURNAROUND TIME		REPORTING REQUIREMENTS		SHIPPING METHOD	
Special list of analytes or other comments:	Standard (Five Days) ☒	Two Day Rush ☐	Standard/Level II Data Package ☒		FedEx ☐	Client Courier ☐
	Four Day Rush ☐	Next Day Rush ☐	Level III Data Package ☐		UPS ☐	US Mail ☐
	Three Day Rush ☐		Level IV Data Package ☐		Client Drop-off ☒	Other:
	Other:		EDD ☐		AES Courier ☐	

#	Sample ID	Sample Start Date	Sample Start Time (24hr)	Sample Finish Date	Sample Finish Time (24hr)	Sample Matrix (IA = Indoor Air, AA = Ambient Air, SS = Subslab, SV = Soil Vapor)	Canister Serial #	Flow Controller ID	Canister Pressure In Field ("Hg) Start	Canister Pressure In Field ("Hg) Stop	Analysis Requested TO-15	Remarks
1	18240-VI-043	8-28-18	1016	8-28-18	1020	SS	1031	1096	27	0	X	
2	18240-VI-023	↓	1043	↓	1046	↓	1055	1097	27	0	X	
3	18240-VI-032	↓	1109	↓	1113	↓	1074	1078	26	0	X	
4	18240-VI-DUP	↓	1052	↓	1056	↓	1172	1108	30	0	X	
5												
6												
7												
8												
9												
10												

SAMPLE RECEIPT

Relinquished			Received		
Relinquished By:	Date: 8-29-18	Time: 10:55	Received By: Monique Alonso (CLIENT)	Date: 8/29/18	Time: 11:00am
Relinquished By:	Date:	Time:	Received By:	Date:	Time:
Relinquished By:	Date:	Time:	Received By:	Date:	Time:

Submission of samples to the laboratory constitutes acceptance of AES's Terms & Conditions. Client assumes sole responsibility for damage or loss of samples before we accept them. Samples received after 3PM or on Saturday are considered as received the following business day. If no TAT is marked on COC, AES will proceed with standard TAT. Visit our website at www.aesatlanta.com for downloadable COCs and to log in to your AESAccess account.

White Copy - Original; Green Copy - Client

TO-15 COC 62218

Analytical Environmental Services, Inc

Date: 10-Sep-18

Client: Environmental Planning Specialists, Inc.
Project: Rheem
Lab ID: 1808Q83

Case Narrative

Volatiles Organic Compounds Analysis by Method TO-15:

Due to sample matrix, sample 1808Q83-001A required dilution during preparation and/or analysis resulting in elevated reporting limits.

Analytical Environmental Services, Inc **TO-15 Report** **Date:** 10-Sep-18

Client:	Environmental Planning Specialists, Inc.	**Client Sample ID:**	18239-VI-014
Project Name:	Rheem	**Collection Date:**	8/27/2018 9:55:00 AM
Lab ID:	1808Q83-001	**Matrix:**	Air

Analyses	Result	Reporting Limit	Qual	Units	BatchID	Dilution Factor	Date Analyzed	Analyst
VOCs in Air by TO-15/TO-14A/AES SOP OA-11051				**(TO-15)**				
1,1,1-Trichloroethane	1300	220		ug/m3	266351	2	08/30/2018 01:45	MD
1,1,2,2-Tetrachloroethane	BRL	270		ug/m3	266351	2	08/30/2018 01:45	MD
1,1,2-Trichloroethane	BRL	220		ug/m3	266351	2	08/30/2018 01:45	MD
1,1-Dichloroethane	560	160		ug/m3	266351	2	08/30/2018 01:45	MD
1,1-Dichloroethene	BRL	160		ug/m3	266351	2	08/30/2018 01:45	MD
1,2,4-Trichlorobenzene	BRL	300		ug/m3	266351	2	08/30/2018 01:45	MD
1,2,4-Trimethylbenzene	BRL	200		ug/m3	266351	2	08/30/2018 01:45	MD
1,2-Dibromoethane	BRL	310		ug/m3	266351	2	08/30/2018 01:45	MD
1,2-Dichlorobenzene	BRL	240		ug/m3	266351	2	08/30/2018 01:45	MD
1,2-Dichloroethane	BRL	160		ug/m3	266351	2	08/30/2018 01:45	MD
1,2-Dichloropropane	BRL	180		ug/m3	266351	2	08/30/2018 01:45	MD
1,3,5-Trimethylbenzene	BRL	200		ug/m3	266351	2	08/30/2018 01:45	MD
1,3-Dichlorobenzene	BRL	240		ug/m3	266351	2	08/30/2018 01:45	MD
1,4-Dichlorobenzene	BRL	240		ug/m3	266351	2	08/30/2018 01:45	MD
2-Butanone	BRL	120		ug/m3	266351	2	08/30/2018 01:45	MD
2-Hexanone	BRL	160		ug/m3	266351	2	08/30/2018 01:45	MD
4-Ethyltoluene	BRL	200		ug/m3	266351	2	08/30/2018 01:45	MD
4-Methyl-2-pentanone	BRL	160		ug/m3	266351	2	08/30/2018 01:45	MD
Benzene	BRL	130		ug/m3	266351	2	08/30/2018 01:45	MD
Bromodichloromethane	BRL	270		ug/m3	266351	2	08/30/2018 01:45	MD
Bromoform	BRL	410		ug/m3	266351	2	08/30/2018 01:45	MD
Bromomethane	BRL	160		ug/m3	266351	2	08/30/2018 01:45	MD
Carbon disulfide	BRL	120		ug/m3	266351	2	08/30/2018 01:45	MD
Carbon tetrachloride	BRL	250		ug/m3	266351	2	08/30/2018 01:45	MD
Chlorobenzene	BRL	180		ug/m3	266351	2	08/30/2018 01:45	MD
Chloroethane	BRL	110		ug/m3	266351	2	08/30/2018 01:45	MD
Chloroform	1600	200		ug/m3	266351	2	08/30/2018 01:45	MD
Chloromethane	BRL	83		ug/m3	266351	2	08/30/2018 01:45	MD
cis-1,2-Dichloroethene	58000	950		ug/m3	266351	120	09/04/2018 22:20	MD
cis-1,3-Dichloropropene	BRL	180		ug/m3	266351	2	08/30/2018 01:45	MD
Dibromochloromethane	BRL	340		ug/m3	266351	2	08/30/2018 01:45	MD
Dichlorodifluoromethane	BRL	200		ug/m3	266351	2	08/30/2018 01:45	MD
Ethylbenzene	BRL	170		ug/m3	266351	2	08/30/2018 01:45	MD
Freon-113	BRL	310		ug/m3	266351	2	08/30/2018 01:45	MD
Freon-114	BRL	280		ug/m3	266351	2	08/30/2018 01:45	MD
Hexachlorobutadiene	BRL	430		ug/m3	266351	2	08/30/2018 01:45	MD
m,p-Xylene	BRL	350		ug/m3	266351	2	08/30/2018 01:45	MD
Methylene chloride	BRL	140		ug/m3	266351	2	08/30/2018 01:45	MD
o-Xylene	BRL	170		ug/m3	266351	2	08/30/2018 01:45	MD
Styrene	BRL	170		ug/m3	266351	2	08/30/2018 01:45	MD
Tetrachloroethene	490	270		ug/m3	266351	2	08/30/2018 01:45	MD

Qualifiers:

*	Value exceeds maximum contaminant level	E	Estimated (value above quantitation range)
BRL	Below reporting limit	S	Spike Recovery outside limits due to matrix
H	Holding times for preparation or analysis exceeded	Narr	See case narrative
N	Analyte not NELAC certified	NC	Not confirmed
B	Analyte detected in the associated method blank	<	Less than Result value
>	Greater than Result value	J	Estimated value detected below Reporting Limit

Analytical Environmental Services, Inc **TO-15 Report** **Date:** 10-Sep-18

Client:	Environmental Planning Specialists, Inc.	**Client Sample ID:**	18239-VI-014
Project Name:	Rheem	**Collection Date:**	8/27/2018 9:55:00 AM
Lab ID:	1808Q83-001	**Matrix:**	Air

Analyses	Result	Reporting Limit	Qual	Units	BatchID	Dilution Factor	Date Analyzed	Analyst
VOCs in Air by TO-15/TO-14A/AES SOP OA-11051				**(TO-15)**				
Toluene	BRL	150		ug/m3	266351	2	08/30/2018 01:45	MD
trans-1,2-Dichloroethene	15000	160		ug/m3	266351	2	08/30/2018 01:45	MD
trans-1,3-Dichloropropene	BRL	180		ug/m3	266351	2	08/30/2018 01:45	MD
Trichloroethene	120000	1300		ug/m3	266351	120	09/04/2018 22:20	MD
Trichlorofluoromethane	BRL	220		ug/m3	266351	2	08/30/2018 01:45	MD
Vinyl chloride	BRL	100		ug/m3	266351	2	08/30/2018 01:45	MD
Xylenes, Total	BRL	520		ug/m3	266351	2	08/30/2018 01:45	MD
Surr: 4-Bromofluorobenzene	91.5	70-130		%REC	266351	120	09/04/2018 22:20	MD
Surr: 4-Bromofluorobenzene	96.5	70-130		%REC	266351	2	08/30/2018 01:45	MD

Qualifiers:

*	Value exceeds maximum contaminant level	E	Estimated (value above quantitation range)
BRL	Below reporting limit	S	Spike Recovery outside limits due to matrix
H	Holding times for preparation or analysis exceeded	Narr	See case narrative
N	Analyte not NELAC certified	NC	Not confirmed
B	Analyte detected in the associated method blank	<	Less than Result value
>	Greater than Result value	J	Estimated value detected below Reporting Limit

Analytical Environmental Services, Inc **TO-15 Report** **Date:** 10-Sep-18

Client:	Environmental Planning Specialists, Inc.	**Client Sample ID:**	18239-VI-004
Project Name:	Rheem	**Collection Date:**	8/27/2018 10:17:00 AM
Lab ID:	1808Q83-002	**Matrix:**	Air

Analyses	Result	Reporting Limit	Qual	Units	BatchID	Dilution Factor	Date Analyzed	Analyst
VOCs in Air by TO-15/TO-14A/AES SOP OA-11051				**(TO-15)**				
1,1,1-Trichloroethane	BRL	5.5		ug/m3	266351	2	08/30/2018 09:28	MD
1,1,2,2-Tetrachloroethane	BRL	6.9		ug/m3	266351	2	08/30/2018 09:28	MD
1,1,2-Trichloroethane	BRL	5.5		ug/m3	266351	2	08/30/2018 09:28	MD
1,1-Dichloroethane	BRL	4.0		ug/m3	266351	2	08/30/2018 09:28	MD
1,1-Dichloroethene	BRL	4.0		ug/m3	266351	2	08/30/2018 09:28	MD
1,2,4-Trichlorobenzene	BRL	7.4		ug/m3	266351	2	08/30/2018 09:28	MD
1,2,4-Trimethylbenzene	BRL	4.9		ug/m3	266351	2	08/30/2018 09:28	MD
1,2-Dibromoethane	BRL	7.7		ug/m3	266351	2	08/30/2018 09:28	MD
1,2-Dichlorobenzene	BRL	6.0		ug/m3	266351	2	08/30/2018 09:28	MD
1,2-Dichloroethane	BRL	4.0		ug/m3	266351	2	08/30/2018 09:28	MD
1,2-Dichloropropane	BRL	4.6		ug/m3	266351	2	08/30/2018 09:28	MD
1,3,5-Trimethylbenzene	BRL	4.9		ug/m3	266351	2	08/30/2018 09:28	MD
1,3-Dichlorobenzene	BRL	6.0		ug/m3	266351	2	08/30/2018 09:28	MD
1,4-Dichlorobenzene	BRL	6.0		ug/m3	266351	2	08/30/2018 09:28	MD
2-Butanone	BRL	2.9		ug/m3	266351	2	08/30/2018 09:28	MD
2-Hexanone	BRL	4.1		ug/m3	266351	2	08/30/2018 09:28	MD
4-Ethyltoluene	BRL	4.9		ug/m3	266351	2	08/30/2018 09:28	MD
4-Methyl-2-pentanone	BRL	4.1		ug/m3	266351	2	08/30/2018 09:28	MD
Benzene	BRL	3.2		ug/m3	266351	2	08/30/2018 09:28	MD
Bromodichloromethane	BRL	6.7		ug/m3	266351	2	08/30/2018 09:28	MD
Bromoform	BRL	10		ug/m3	266351	2	08/30/2018 09:28	MD
Bromomethane	BRL	3.9		ug/m3	266351	2	08/30/2018 09:28	MD
Carbon disulfide	BRL	3.1		ug/m3	266351	2	08/30/2018 09:28	MD
Carbon tetrachloride	BRL	6.3		ug/m3	266351	2	08/30/2018 09:28	MD
Chlorobenzene	BRL	4.6		ug/m3	266351	2	08/30/2018 09:28	MD
Chloroethane	BRL	2.6		ug/m3	266351	2	08/30/2018 09:28	MD
Chloroform	BRL	4.9		ug/m3	266351	2	08/30/2018 09:28	MD
Chloromethane	BRL	2.1		ug/m3	266351	2	08/30/2018 09:28	MD
cis-1,2-Dichloroethene	BRL	4.0		ug/m3	266351	2	08/30/2018 09:28	MD
cis-1,3-Dichloropropene	BRL	4.5		ug/m3	266351	2	08/30/2018 09:28	MD
Dibromochloromethane	BRL	8.5		ug/m3	266351	2	08/30/2018 09:28	MD
Dichlorodifluoromethane	BRL	4.9		ug/m3	266351	2	08/30/2018 09:28	MD
Ethylbenzene	BRL	4.3		ug/m3	266351	2	08/30/2018 09:28	MD
Freon-113	BRL	7.7		ug/m3	266351	2	08/30/2018 09:28	MD
Freon-114	BRL	7.0		ug/m3	266351	2	08/30/2018 09:28	MD
Hexachlorobutadiene	BRL	11		ug/m3	266351	2	08/30/2018 09:28	MD
m,p-Xylene	9.1	8.7		ug/m3	266351	2	08/30/2018 09:28	MD
Methylene chloride	BRL	3.5		ug/m3	266351	2	08/30/2018 09:28	MD
o-Xylene	4.3	4.3		ug/m3	266351	2	08/30/2018 09:28	MD
Styrene	BRL	4.3		ug/m3	266351	2	08/30/2018 09:28	MD
Tetrachloroethene	12	6.8		ug/m3	266351	2	08/30/2018 09:28	MD

Qualifiers:

*	Value exceeds maximum contaminant level	E	Estimated (value above quantitation range)
BRL	Below reporting limit	S	Spike Recovery outside limits due to matrix
H	Holding times for preparation or analysis exceeded	Narr	See case narrative
N	Analyte not NELAC certified	NC	Not confirmed
B	Analyte detected in the associated method blank	<	Less than Result value
>	Greater than Result value	J	Estimated value detected below Reporting Limit

Analytical Environmental Services, Inc **TO-15 Report** **Date:** 10-Sep-18

Client:	Environmental Planning Specialists, Inc.	**Client Sample ID:**	18239-VI-004
Project Name:	Rheem	**Collection Date:**	8/27/2018 10:17:00 AM
Lab ID:	1808Q83-002	**Matrix:**	Air

Analyses	Result	Reporting Limit	Qual	Units	BatchID	Dilution Factor	Date Analyzed	Analyst
VOCs in Air by TO-15/TO-14A/AES SOP OA-11051				**(TO-15)**				
Toluene	18	3.8		ug/m3	266351	2	08/30/2018 09:28	MD
trans-1,2-Dichloroethene	BRL	4.0		ug/m3	266351	2	08/30/2018 09:28	MD
trans-1,3-Dichloropropene	BRL	4.5		ug/m3	266351	2	08/30/2018 09:28	MD
Trichloroethene	BRL	5.4		ug/m3	266351	2	08/30/2018 09:28	MD
Trichlorofluoromethane	BRL	5.6		ug/m3	266351	2	08/30/2018 09:28	MD
Vinyl chloride	BRL	2.6		ug/m3	266351	2	08/30/2018 09:28	MD
Xylenes, Total	13	13		ug/m3	266351	2	08/30/2018 09:28	MD
Surr: 4-Bromofluorobenzene	93.5	70-130		%REC	266351	2	08/30/2018 09:28	MD

Qualifiers:

*	Value exceeds maximum contaminant level	E	Estimated (value above quantitation range)
BRL	Below reporting limit	S	Spike Recovery outside limits due to matrix
H	Holding times for preparation or analysis exceeded	Narr	See case narrative
N	Analyte not NELAC certified	NC	Not confirmed
B	Analyte detected in the associated method blank	<	Less than Result value
>	Greater than Result value	J	Estimated value detected below Reporting Limit

Analytical Environmental Services, Inc **TO-15 Report** **Date:** 10-Sep-18

Client:	Environmental Planning Specialists, Inc.	**Client Sample ID:**	18239-VI-005
Project Name:	Rheem	**Collection Date:**	8/27/2018 10:41:00 AM
Lab ID:	1808Q83-003	**Matrix:**	Air

Analyses	Result	Reporting Limit	Qual	Units	BatchID	Dilution Factor	Date Analyzed	Analyst
VOCs in Air by TO-15/TO-14A/AES SOP OA-11051				**(TO-15)**				
1,1,1-Trichloroethane	BRL	5.5		ug/m3	266351	2	08/30/2018 14:19	MD
1,1,2,2-Tetrachloroethane	BRL	6.9		ug/m3	266351	2	08/30/2018 14:19	MD
1,1,2-Trichloroethane	BRL	5.5		ug/m3	266351	2	08/30/2018 14:19	MD
1,1-Dichloroethane	BRL	4.0		ug/m3	266351	2	08/30/2018 14:19	MD
1,1-Dichloroethene	BRL	4.0		ug/m3	266351	2	08/30/2018 14:19	MD
1,2,4-Trichlorobenzene	BRL	7.4		ug/m3	266351	2	08/30/2018 14:19	MD
1,2,4-Trimethylbenzene	16	4.9		ug/m3	266351	2	08/30/2018 14:19	MD
1,2-Dibromoethane	BRL	7.7		ug/m3	266351	2	08/30/2018 14:19	MD
1,2-Dichlorobenzene	BRL	6.0		ug/m3	266351	2	08/30/2018 14:19	MD
1,2-Dichloroethane	BRL	4.0		ug/m3	266351	2	08/30/2018 14:19	MD
1,2-Dichloropropane	BRL	4.6		ug/m3	266351	2	08/30/2018 14:19	MD
1,3,5-Trimethylbenzene	BRL	4.9		ug/m3	266351	2	08/30/2018 14:19	MD
1,3-Dichlorobenzene	BRL	6.0		ug/m3	266351	2	08/30/2018 14:19	MD
1,4-Dichlorobenzene	BRL	6.0		ug/m3	266351	2	08/30/2018 14:19	MD
2-Butanone	BRL	2.9		ug/m3	266351	2	08/30/2018 14:19	MD
2-Hexanone	BRL	4.1		ug/m3	266351	2	08/30/2018 14:19	MD
4-Ethyltoluene	BRL	4.9		ug/m3	266351	2	08/30/2018 14:19	MD
4-Methyl-2-pentanone	BRL	4.1		ug/m3	266351	2	08/30/2018 14:19	MD
Benzene	4.3	3.2		ug/m3	266351	2	08/30/2018 14:19	MD
Bromodichloromethane	BRL	6.7		ug/m3	266351	2	08/30/2018 14:19	MD
Bromoform	BRL	10		ug/m3	266351	2	08/30/2018 14:19	MD
Bromomethane	BRL	3.9		ug/m3	266351	2	08/30/2018 14:19	MD
Carbon disulfide	BRL	3.1		ug/m3	266351	2	08/30/2018 14:19	MD
Carbon tetrachloride	BRL	6.3		ug/m3	266351	2	08/30/2018 14:19	MD
Chlorobenzene	BRL	4.6		ug/m3	266351	2	08/30/2018 14:19	MD
Chloroethane	BRL	2.6		ug/m3	266351	2	08/30/2018 14:19	MD
Chloroform	BRL	4.9		ug/m3	266351	2	08/30/2018 14:19	MD
Chloromethane	BRL	2.1		ug/m3	266351	2	08/30/2018 14:19	MD
cis-1,2-Dichloroethene	BRL	4.0		ug/m3	266351	2	08/30/2018 14:19	MD
cis-1,3-Dichloropropene	BRL	4.5		ug/m3	266351	2	08/30/2018 14:19	MD
Dibromochloromethane	BRL	8.5		ug/m3	266351	2	08/30/2018 14:19	MD
Dichlorodifluoromethane	BRL	4.9		ug/m3	266351	2	08/30/2018 14:19	MD
Ethylbenzene	8.5	4.3		ug/m3	266351	2	08/30/2018 14:19	MD
Freon-113	BRL	7.7		ug/m3	266351	2	08/30/2018 14:19	MD
Freon-114	BRL	7.0		ug/m3	266351	2	08/30/2018 14:19	MD
Hexachlorobutadiene	BRL	11		ug/m3	266351	2	08/30/2018 14:19	MD
m,p-Xylene	27	8.7		ug/m3	266351	2	08/30/2018 14:19	MD
Methylene chloride	BRL	3.5		ug/m3	266351	2	08/30/2018 14:19	MD
o-Xylene	12	4.3		ug/m3	266351	2	08/30/2018 14:19	MD
Styrene	BRL	4.3		ug/m3	266351	2	08/30/2018 14:19	MD
Tetrachloroethene	BRL	6.8		ug/m3	266351	2	08/30/2018 14:19	MD

Qualifiers:

*	Value exceeds maximum contaminant level	E	Estimated (value above quantitation range)
BRL	Below reporting limit	S	Spike Recovery outside limits due to matrix
H	Holding times for preparation or analysis exceeded	Narr	See case narrative
N	Analyte not NELAC certified	NC	Not confirmed
B	Analyte detected in the associated method blank	<	Less than Result value
>	Greater than Result value	J	Estimated value detected below Reporting Limit

Analytical Environmental Services, Inc **TO-15 Report** **Date:** 10-Sep-18

Client:	Environmental Planning Specialists, Inc.	**Client Sample ID:**	18239-VI-005
Project Name:	Rheem	**Collection Date:**	8/27/2018 10:41:00 AM
Lab ID:	1808Q83-003	**Matrix:**	Air

Analyses	Result	Reporting Limit	Qual	Units	BatchID	Dilution Factor	Date Analyzed	Analyst
VOCs in Air by TO-15/TO-14A/AES SOP OA-11051				**(TO-15)**				
Toluene	50	3.8		ug/m3	266351	2	08/30/2018 14:19	MD
trans-1,2-Dichloroethene	BRL	4.0		ug/m3	266351	2	08/30/2018 14:19	MD
trans-1,3-Dichloropropene	BRL	4.5		ug/m3	266351	2	08/30/2018 14:19	MD
Trichloroethene	BRL	5.4		ug/m3	266351	2	08/30/2018 14:19	MD
Trichlorofluoromethane	BRL	5.6		ug/m3	266351	2	08/30/2018 14:19	MD
Vinyl chloride	BRL	2.6		ug/m3	266351	2	08/30/2018 14:19	MD
Xylenes, Total	39	13		ug/m3	266351	2	08/30/2018 14:19	MD
Surr: 4-Bromofluorobenzene	92.8	70-130		%REC	266351	2	08/30/2018 14:19	MD

Qualifiers:

*	Value exceeds maximum contaminant level	E	Estimated (value above quantitation range)
BRL	Below reporting limit	S	Spike Recovery outside limits due to matrix
H	Holding times for preparation or analysis exceeded	Narr	See case narrative
N	Analyte not NELAC certified	NC	Not confirmed
B	Analyte detected in the associated method blank	<	Less than Result value
>	Greater than Result value	J	Estimated value detected below Reporting Limit

Analytical Environmental Services, Inc **TO-15 Report** **Date:** 10-Sep-18

Client:	Environmental Planning Specialists, Inc.	**Client Sample ID:**	18239-VI-047
Project Name:	Rheem	**Collection Date:**	8/27/2018 11:07:00 AM
Lab ID:	1808Q83-004	**Matrix:**	Air

Analyses	Result	Reporting Limit	Qual	Units	BatchID	Dilution Factor	Date Analyzed	Analyst
VOCs in Air by TO-15/TO-14A/AES SOP OA-11051				**(TO-15)**				
1,1,1-Trichloroethane	BRL	5.5		ug/m3	266351	2	08/30/2018 14:59	MD
1,1,2,2-Tetrachloroethane	BRL	6.9		ug/m3	266351	2	08/30/2018 14:59	MD
1,1,2-Trichloroethane	BRL	5.5		ug/m3	266351	2	08/30/2018 14:59	MD
1,1-Dichloroethane	BRL	4.0		ug/m3	266351	2	08/30/2018 14:59	MD
1,1-Dichloroethene	BRL	4.0		ug/m3	266351	2	08/30/2018 14:59	MD
1,2,4-Trichlorobenzene	BRL	7.4		ug/m3	266351	2	08/30/2018 14:59	MD
1,2,4-Trimethylbenzene	9.1	4.9		ug/m3	266351	2	08/30/2018 14:59	MD
1,2-Dibromoethane	BRL	7.7		ug/m3	266351	2	08/30/2018 14:59	MD
1,2-Dichlorobenzene	BRL	6.0		ug/m3	266351	2	08/30/2018 14:59	MD
1,2-Dichloroethane	BRL	4.0		ug/m3	266351	2	08/30/2018 14:59	MD
1,2-Dichloropropane	BRL	4.6		ug/m3	266351	2	08/30/2018 14:59	MD
1,3,5-Trimethylbenzene	BRL	4.9		ug/m3	266351	2	08/30/2018 14:59	MD
1,3-Dichlorobenzene	BRL	6.0		ug/m3	266351	2	08/30/2018 14:59	MD
1,4-Dichlorobenzene	BRL	6.0		ug/m3	266351	2	08/30/2018 14:59	MD
2-Butanone	BRL	2.9		ug/m3	266351	2	08/30/2018 14:59	MD
2-Hexanone	BRL	4.1		ug/m3	266351	2	08/30/2018 14:59	MD
4-Ethyltoluene	BRL	4.9		ug/m3	266351	2	08/30/2018 14:59	MD
4-Methyl-2-pentanone	BRL	4.1		ug/m3	266351	2	08/30/2018 14:59	MD
Benzene	BRL	3.2		ug/m3	266351	2	08/30/2018 14:59	MD
Bromodichloromethane	BRL	6.7		ug/m3	266351	2	08/30/2018 14:59	MD
Bromoform	BRL	10		ug/m3	266351	2	08/30/2018 14:59	MD
Bromomethane	BRL	3.9		ug/m3	266351	2	08/30/2018 14:59	MD
Carbon disulfide	BRL	3.1		ug/m3	266351	2	08/30/2018 14:59	MD
Carbon tetrachloride	BRL	6.3		ug/m3	266351	2	08/30/2018 14:59	MD
Chlorobenzene	BRL	4.6		ug/m3	266351	2	08/30/2018 14:59	MD
Chloroethane	BRL	2.6		ug/m3	266351	2	08/30/2018 14:59	MD
Chloroform	BRL	4.9		ug/m3	266351	2	08/30/2018 14:59	MD
Chloromethane	BRL	2.1		ug/m3	266351	2	08/30/2018 14:59	MD
cis-1,2-Dichloroethene	BRL	4.0		ug/m3	266351	2	08/30/2018 14:59	MD
cis-1,3-Dichloropropene	BRL	4.5		ug/m3	266351	2	08/30/2018 14:59	MD
Dibromochloromethane	BRL	8.5		ug/m3	266351	2	08/30/2018 14:59	MD
Dichlorodifluoromethane	BRL	4.9		ug/m3	266351	2	08/30/2018 14:59	MD
Ethylbenzene	BRL	4.3		ug/m3	266351	2	08/30/2018 14:59	MD
Freon-113	BRL	7.7		ug/m3	266351	2	08/30/2018 14:59	MD
Freon-114	BRL	7.0		ug/m3	266351	2	08/30/2018 14:59	MD
Hexachlorobutadiene	BRL	11		ug/m3	266351	2	08/30/2018 14:59	MD
m,p-Xylene	14	8.7		ug/m3	266351	2	08/30/2018 14:59	MD
Methylene chloride	BRL	3.5		ug/m3	266351	2	08/30/2018 14:59	MD
o-Xylene	6.1	4.3		ug/m3	266351	2	08/30/2018 14:59	MD
Styrene	BRL	4.3		ug/m3	266351	2	08/30/2018 14:59	MD
Tetrachloroethene	BRL	6.8		ug/m3	266351	2	08/30/2018 14:59	MD

Qualifiers:

*	Value exceeds maximum contaminant level	E	Estimated (value above quantitation range)
BRL	Below reporting limit	S	Spike Recovery outside limits due to matrix
H	Holding times for preparation or analysis exceeded	Narr	See case narrative
N	Analyte not NELAC certified	NC	Not confirmed
B	Analyte detected in the associated method blank	<	Less than Result value
>	Greater than Result value	J	Estimated value detected below Reporting Limit

Analytical Environmental Services, Inc **TO-15 Report** **Date:** 10-Sep-18

Client:	Environmental Planning Specialists, Inc.	**Client Sample ID:**	18239-VI-047
Project Name:	Rheem	**Collection Date:**	8/27/2018 11:07:00 AM
Lab ID:	1808Q83-004	**Matrix:**	Air

Analyses	Result	Reporting Limit	Qual	Units	BatchID	Dilution Factor	Date Analyzed	Analyst
VOCs in Air by TO-15/TO-14A/AES SOP OA-11051				**(TO-15)**				
Toluene	21	3.8		ug/m3	266351	2	08/30/2018 14:59	MD
trans-1,2-Dichloroethene	BRL	4.0		ug/m3	266351	2	08/30/2018 14:59	MD
trans-1,3-Dichloropropene	BRL	4.5		ug/m3	266351	2	08/30/2018 14:59	MD
Trichloroethene	BRL	5.4		ug/m3	266351	2	08/30/2018 14:59	MD
Trichlorofluoromethane	BRL	5.6		ug/m3	266351	2	08/30/2018 14:59	MD
Vinyl chloride	BRL	2.6		ug/m3	266351	2	08/30/2018 14:59	MD
Xylenes, Total	20	13		ug/m3	266351	2	08/30/2018 14:59	MD
Surr: 4-Bromofluorobenzene	95	70-130		%REC	266351	2	08/30/2018 14:59	MD

Qualifiers:

*	Value exceeds maximum contaminant level	E	Estimated (value above quantitation range)
BRL	Below reporting limit	S	Spike Recovery outside limits due to matrix
H	Holding times for preparation or analysis exceeded	Narr	See case narrative
N	Analyte not NELAC certified	NC	Not confirmed
B	Analyte detected in the associated method blank	<	Less than Result value
>	Greater than Result value	J	Estimated value detected below Reporting Limit

Analytical Environmental Services, Inc **TO-15 Report** **Date:** 10-Sep-18

Client:	Environmental Planning Specialists, Inc.	**Client Sample ID:**	18239-VI-046
Project Name:	Rheem	**Collection Date:**	8/27/2018 11:32:00 AM
Lab ID:	1808Q83-005	**Matrix:**	Air

Analyses	Result	Reporting Limit	Qual	Units	BatchID	Dilution Factor	Date Analyzed	Analyst
VOCs in Air by TO-15/TO-14A/AES SOP OA-11051				**(TO-15)**				
1,1,1-Trichloroethane	BRL	5.5		ug/m3	266351	2	08/30/2018 15:38	MD
1,1,2,2-Tetrachloroethane	BRL	6.9		ug/m3	266351	2	08/30/2018 15:38	MD
1,1,2-Trichloroethane	BRL	5.5		ug/m3	266351	2	08/30/2018 15:38	MD
1,1-Dichloroethane	BRL	4.0		ug/m3	266351	2	08/30/2018 15:38	MD
1,1-Dichloroethene	BRL	4.0		ug/m3	266351	2	08/30/2018 15:38	MD
1,2,4-Trichlorobenzene	BRL	7.4		ug/m3	266351	2	08/30/2018 15:38	MD
1,2,4-Trimethylbenzene	14	4.9		ug/m3	266351	2	08/30/2018 15:38	MD
1,2-Dibromoethane	BRL	7.7		ug/m3	266351	2	08/30/2018 15:38	MD
1,2-Dichlorobenzene	BRL	6.0		ug/m3	266351	2	08/30/2018 15:38	MD
1,2-Dichloroethane	BRL	4.0		ug/m3	266351	2	08/30/2018 15:38	MD
1,2-Dichloropropane	BRL	4.6		ug/m3	266351	2	08/30/2018 15:38	MD
1,3,5-Trimethylbenzene	BRL	4.9		ug/m3	266351	2	08/30/2018 15:38	MD
1,3-Dichlorobenzene	BRL	6.0		ug/m3	266351	2	08/30/2018 15:38	MD
1,4-Dichlorobenzene	BRL	6.0		ug/m3	266351	2	08/30/2018 15:38	MD
2-Butanone	BRL	2.9		ug/m3	266351	2	08/30/2018 15:38	MD
2-Hexanone	BRL	4.1		ug/m3	266351	2	08/30/2018 15:38	MD
4-Ethyltoluene	BRL	4.9		ug/m3	266351	2	08/30/2018 15:38	MD
4-Methyl-2-pentanone	BRL	4.1		ug/m3	266351	2	08/30/2018 15:38	MD
Benzene	BRL	3.2		ug/m3	266351	2	08/30/2018 15:38	MD
Bromodichloromethane	BRL	6.7		ug/m3	266351	2	08/30/2018 15:38	MD
Bromoform	BRL	10		ug/m3	266351	2	08/30/2018 15:38	MD
Bromomethane	BRL	3.9		ug/m3	266351	2	08/30/2018 15:38	MD
Carbon disulfide	BRL	3.1		ug/m3	266351	2	08/30/2018 15:38	MD
Carbon tetrachloride	BRL	6.3		ug/m3	266351	2	08/30/2018 15:38	MD
Chlorobenzene	BRL	4.6		ug/m3	266351	2	08/30/2018 15:38	MD
Chloroethane	BRL	2.6		ug/m3	266351	2	08/30/2018 15:38	MD
Chloroform	BRL	4.9		ug/m3	266351	2	08/30/2018 15:38	MD
Chloromethane	BRL	2.1		ug/m3	266351	2	08/30/2018 15:38	MD
cis-1,2-Dichloroethene	BRL	4.0		ug/m3	266351	2	08/30/2018 15:38	MD
cis-1,3-Dichloropropene	BRL	4.5		ug/m3	266351	2	08/30/2018 15:38	MD
Dibromochloromethane	BRL	8.5		ug/m3	266351	2	08/30/2018 15:38	MD
Dichlorodifluoromethane	BRL	4.9		ug/m3	266351	2	08/30/2018 15:38	MD
Ethylbenzene	5.6	4.3		ug/m3	266351	2	08/30/2018 15:38	MD
Freon-113	BRL	7.7		ug/m3	266351	2	08/30/2018 15:38	MD
Freon-114	BRL	7.0		ug/m3	266351	2	08/30/2018 15:38	MD
Hexachlorobutadiene	BRL	11		ug/m3	266351	2	08/30/2018 15:38	MD
m,p-Xylene	18	8.7		ug/m3	266351	2	08/30/2018 15:38	MD
Methylene chloride	BRL	3.5		ug/m3	266351	2	08/30/2018 15:38	MD
o-Xylene	8.5	4.3		ug/m3	266351	2	08/30/2018 15:38	MD
Styrene	BRL	4.3		ug/m3	266351	2	08/30/2018 15:38	MD
Tetrachloroethene	BRL	6.8		ug/m3	266351	2	08/30/2018 15:38	MD

Qualifiers:

- * Value exceeds maximum contaminant level
- BRL Below reporting limit
- H Holding times for preparation or analysis exceeded
- N Analyte not NELAC certified
- B Analyte detected in the associated method blank
- > Greater than Result value
- E Estimated (value above quantitation range)
- S Spike Recovery outside limits due to matrix
- Narr See case narrative
- NC Not confirmed
- < Less than Result value
- J Estimated value detected below Reporting Limit

Analytical Environmental Services, Inc **TO-15 Report** **Date:** 10-Sep-18

Client:	Environmental Planning Specialists, Inc.	**Client Sample ID:**	18239-VI-046
Project Name:	Rheem	**Collection Date:**	8/27/2018 11:32:00 AM
Lab ID:	1808Q83-005	**Matrix:**	Air

Analyses	Result	Reporting Limit	Qual	Units	BatchID	Dilution Factor	Date Analyzed	Analyst
VOCs in Air by TO-15/TO-14A/AES SOP OA-11051				**(TO-15)**				
Toluene	29	3.8		ug/m3	266351	2	08/30/2018 15:38	MD
trans-1,2-Dichloroethene	BRL	4.0		ug/m3	266351	2	08/30/2018 15:38	MD
trans-1,3-Dichloropropene	BRL	4.5		ug/m3	266351	2	08/30/2018 15:38	MD
Trichloroethene	BRL	5.4		ug/m3	266351	2	08/30/2018 15:38	MD
Trichlorofluoromethane	BRL	5.6		ug/m3	266351	2	08/30/2018 15:38	MD
Vinyl chloride	BRL	2.6		ug/m3	266351	2	08/30/2018 15:38	MD
Xylenes, Total	26	13		ug/m3	266351	2	08/30/2018 15:38	MD
Surr: 4-Bromofluorobenzene	95	70-130		%REC	266351	2	08/30/2018 15:38	MD

Qualifiers:

*	Value exceeds maximum contaminant level	E	Estimated (value above quantitation range)
BRL	Below reporting limit	S	Spike Recovery outside limits due to matrix
H	Holding times for preparation or analysis exceeded	Narr	See case narrative
N	Analyte not NELAC certified	NC	Not confirmed
B	Analyte detected in the associated method blank	<	Less than Result value
>	Greater than Result value	J	Estimated value detected below Reporting Limit

Analytical Environmental Services, Inc **TO-15 Report** **Date:** 10-Sep-18

Client:	Environmental Planning Specialists, Inc.	**Client Sample ID:**	18239-VI-011
Project Name:	Rheem	**Collection Date:**	8/27/2018 12:04:00 PM
Lab ID:	1808Q83-006	**Matrix:**	Air

Analyses	Result	Reporting Limit	Qual	Units	BatchID	Dilution Factor	Date Analyzed	Analyst
VOCs in Air by TO-15/TO-14A/AES SOP OA-11051				**(TO-15)**				
1,1,1-Trichloroethane	BRL	5.5		ug/m3	266351	2	08/30/2018 16:18	MD
1,1,2,2-Tetrachloroethane	BRL	6.9		ug/m3	266351	2	08/30/2018 16:18	MD
1,1,2-Trichloroethane	BRL	5.5		ug/m3	266351	2	08/30/2018 16:18	MD
1,1-Dichloroethane	BRL	4.0		ug/m3	266351	2	08/30/2018 16:18	MD
1,1-Dichloroethene	BRL	4.0		ug/m3	266351	2	08/30/2018 16:18	MD
1,2,4-Trichlorobenzene	BRL	7.4		ug/m3	266351	2	08/30/2018 16:18	MD
1,2,4-Trimethylbenzene	11	4.9		ug/m3	266351	2	08/30/2018 16:18	MD
1,2-Dibromoethane	BRL	7.7		ug/m3	266351	2	08/30/2018 16:18	MD
1,2-Dichlorobenzene	BRL	6.0		ug/m3	266351	2	08/30/2018 16:18	MD
1,2-Dichloroethane	BRL	4.0		ug/m3	266351	2	08/30/2018 16:18	MD
1,2-Dichloropropane	BRL	4.6		ug/m3	266351	2	08/30/2018 16:18	MD
1,3,5-Trimethylbenzene	BRL	4.9		ug/m3	266351	2	08/30/2018 16:18	MD
1,3-Dichlorobenzene	BRL	6.0		ug/m3	266351	2	08/30/2018 16:18	MD
1,4-Dichlorobenzene	BRL	6.0		ug/m3	266351	2	08/30/2018 16:18	MD
2-Butanone	BRL	2.9		ug/m3	266351	2	08/30/2018 16:18	MD
2-Hexanone	BRL	4.1		ug/m3	266351	2	08/30/2018 16:18	MD
4-Ethyltoluene	BRL	4.9		ug/m3	266351	2	08/30/2018 16:18	MD
4-Methyl-2-pentanone	BRL	4.1		ug/m3	266351	2	08/30/2018 16:18	MD
Benzene	BRL	3.2		ug/m3	266351	2	08/30/2018 16:18	MD
Bromodichloromethane	BRL	6.7		ug/m3	266351	2	08/30/2018 16:18	MD
Bromoform	BRL	10		ug/m3	266351	2	08/30/2018 16:18	MD
Bromomethane	BRL	3.9		ug/m3	266351	2	08/30/2018 16:18	MD
Carbon disulfide	BRL	3.1		ug/m3	266351	2	08/30/2018 16:18	MD
Carbon tetrachloride	BRL	6.3		ug/m3	266351	2	08/30/2018 16:18	MD
Chlorobenzene	BRL	4.6		ug/m3	266351	2	08/30/2018 16:18	MD
Chloroethane	BRL	2.6		ug/m3	266351	2	08/30/2018 16:18	MD
Chloroform	6.1	4.9		ug/m3	266351	2	08/30/2018 16:18	MD
Chloromethane	BRL	2.1		ug/m3	266351	2	08/30/2018 16:18	MD
cis-1,2-Dichloroethene	BRL	4.0		ug/m3	266351	2	08/30/2018 16:18	MD
cis-1,3-Dichloropropene	BRL	4.5		ug/m3	266351	2	08/30/2018 16:18	MD
Dibromochloromethane	BRL	8.5		ug/m3	266351	2	08/30/2018 16:18	MD
Dichlorodifluoromethane	BRL	4.9		ug/m3	266351	2	08/30/2018 16:18	MD
Ethylbenzene	BRL	4.3		ug/m3	266351	2	08/30/2018 16:18	MD
Freon-113	BRL	7.7		ug/m3	266351	2	08/30/2018 16:18	MD
Freon-114	BRL	7.0		ug/m3	266351	2	08/30/2018 16:18	MD
Hexachlorobutadiene	BRL	11		ug/m3	266351	2	08/30/2018 16:18	MD
m,p-Xylene	16	8.7		ug/m3	266351	2	08/30/2018 16:18	MD
Methylene chloride	BRL	3.5		ug/m3	266351	2	08/30/2018 16:18	MD
o-Xylene	7.8	4.3		ug/m3	266351	2	08/30/2018 16:18	MD
Styrene	BRL	4.3		ug/m3	266351	2	08/30/2018 16:18	MD
Tetrachloroethene	BRL	6.8		ug/m3	266351	2	08/30/2018 16:18	MD

Qualifiers:

*	Value exceeds maximum contaminant level	E	Estimated (value above quantitation range)
BRL	Below reporting limit	S	Spike Recovery outside limits due to matrix
H	Holding times for preparation or analysis exceeded	Narr	See case narrative
N	Analyte not NELAC certified	NC	Not confirmed
B	Analyte detected in the associated method blank	<	Less than Result value
>	Greater than Result value	J	Estimated value detected below Reporting Limit

Analytical Environmental Services, Inc **TO-15 Report** **Date:** 10-Sep-18

Client:	Environmental Planning Specialists, Inc.	**Client Sample ID:**	18239-VI-011
Project Name:	Rheem	**Collection Date:**	8/27/2018 12:04:00 PM
Lab ID:	1808Q83-006	**Matrix:**	Air

Analyses	Result	Reporting Limit	Qual	Units	BatchID	Dilution Factor	Date Analyzed	Analyst
VOCs in Air by TO-15/TO-14A/AES SOP OA-11051				**(TO-15)**				
Toluene	17	3.8		ug/m3	266351	2	08/30/2018 16:18	MD
trans-1,2-Dichloroethene	BRL	4.0		ug/m3	266351	2	08/30/2018 16:18	MD
trans-1,3-Dichloropropene	BRL	4.5		ug/m3	266351	2	08/30/2018 16:18	MD
Trichloroethene	BRL	5.4		ug/m3	266351	2	08/30/2018 16:18	MD
Trichlorofluoromethane	BRL	5.6		ug/m3	266351	2	08/30/2018 16:18	MD
Vinyl chloride	BRL	2.6		ug/m3	266351	2	08/30/2018 16:18	MD
Xylenes, Total	24	13		ug/m3	266351	2	08/30/2018 16:18	MD
Surr: 4-Bromofluorobenzene	95.8	70-130		%REC	266351	2	08/30/2018 16:18	MD

Qualifiers:

*	Value exceeds maximum contaminant level	E	Estimated (value above quantitation range)
BRL	Below reporting limit	S	Spike Recovery outside limits due to matrix
H	Holding times for preparation or analysis exceeded	Narr	See case narrative
N	Analyte not NELAC certified	NC	Not confirmed
B	Analyte detected in the associated method blank	<	Less than Result value
>	Greater than Result value	J	Estimated value detected below Reporting Limit

Analytical Environmental Services, Inc **TO-15 Report** **Date:** 10-Sep-18

Client:	Environmental Planning Specialists, Inc.	**Client Sample ID:**	18239-VI-009
Project Name:	Rheem	**Collection Date:**	8/27/2018 12:25:00 PM
Lab ID:	1808Q83-007	**Matrix:**	Air

Analyses	Result	Reporting Limit	Qual	Units	BatchID	Dilution Factor	Date Analyzed	Analyst
VOCs in Air by TO-15/TO-14A/AES SOP OA-11051				**(TO-15)**				
1,1,1-Trichloroethane	BRL	5.5		ug/m3	266351	2	08/30/2018 16:58	MD
1,1,2,2-Tetrachloroethane	BRL	6.9		ug/m3	266351	2	08/30/2018 16:58	MD
1,1,2-Trichloroethane	BRL	5.5		ug/m3	266351	2	08/30/2018 16:58	MD
1,1-Dichloroethane	BRL	4.0		ug/m3	266351	2	08/30/2018 16:58	MD
1,1-Dichloroethene	BRL	4.0		ug/m3	266351	2	08/30/2018 16:58	MD
1,2,4-Trichlorobenzene	BRL	7.4		ug/m3	266351	2	08/30/2018 16:58	MD
1,2,4-Trimethylbenzene	12	4.9		ug/m3	266351	2	08/30/2018 16:58	MD
1,2-Dibromoethane	BRL	7.7		ug/m3	266351	2	08/30/2018 16:58	MD
1,2-Dichlorobenzene	BRL	6.0		ug/m3	266351	2	08/30/2018 16:58	MD
1,2-Dichloroethane	BRL	4.0		ug/m3	266351	2	08/30/2018 16:58	MD
1,2-Dichloropropane	BRL	4.6		ug/m3	266351	2	08/30/2018 16:58	MD
1,3,5-Trimethylbenzene	BRL	4.9		ug/m3	266351	2	08/30/2018 16:58	MD
1,3-Dichlorobenzene	BRL	6.0		ug/m3	266351	2	08/30/2018 16:58	MD
1,4-Dichlorobenzene	BRL	6.0		ug/m3	266351	2	08/30/2018 16:58	MD
2-Butanone	BRL	2.9		ug/m3	266351	2	08/30/2018 16:58	MD
2-Hexanone	BRL	4.1		ug/m3	266351	2	08/30/2018 16:58	MD
4-Ethyltoluene	BRL	4.9		ug/m3	266351	2	08/30/2018 16:58	MD
4-Methyl-2-pentanone	BRL	4.1		ug/m3	266351	2	08/30/2018 16:58	MD
Benzene	3.7	3.2		ug/m3	266351	2	08/30/2018 16:58	MD
Bromodichloromethane	BRL	6.7		ug/m3	266351	2	08/30/2018 16:58	MD
Bromoform	BRL	10		ug/m3	266351	2	08/30/2018 16:58	MD
Bromomethane	BRL	3.9		ug/m3	266351	2	08/30/2018 16:58	MD
Carbon disulfide	BRL	3.1		ug/m3	266351	2	08/30/2018 16:58	MD
Carbon tetrachloride	BRL	6.3		ug/m3	266351	2	08/30/2018 16:58	MD
Chlorobenzene	BRL	4.6		ug/m3	266351	2	08/30/2018 16:58	MD
Chloroethane	BRL	2.6		ug/m3	266351	2	08/30/2018 16:58	MD
Chloroform	BRL	4.9		ug/m3	266351	2	08/30/2018 16:58	MD
Chloromethane	BRL	2.1		ug/m3	266351	2	08/30/2018 16:58	MD
cis-1,2-Dichloroethene	BRL	4.0		ug/m3	266351	2	08/30/2018 16:58	MD
cis-1,3-Dichloropropene	BRL	4.5		ug/m3	266351	2	08/30/2018 16:58	MD
Dibromochloromethane	BRL	8.5		ug/m3	266351	2	08/30/2018 16:58	MD
Dichlorodifluoromethane	BRL	4.9		ug/m3	266351	2	08/30/2018 16:58	MD
Ethylbenzene	4.8	4.3		ug/m3	266351	2	08/30/2018 16:58	MD
Freon-113	BRL	7.7		ug/m3	266351	2	08/30/2018 16:58	MD
Freon-114	BRL	7.0		ug/m3	266351	2	08/30/2018 16:58	MD
Hexachlorobutadiene	BRL	11		ug/m3	266351	2	08/30/2018 16:58	MD
m,p-Xylene	17	8.7		ug/m3	266351	2	08/30/2018 16:58	MD
Methylene chloride	BRL	3.5		ug/m3	266351	2	08/30/2018 16:58	MD
o-Xylene	7.8	4.3		ug/m3	266351	2	08/30/2018 16:58	MD
Styrene	BRL	4.3		ug/m3	266351	2	08/30/2018 16:58	MD
Tetrachloroethene	BRL	6.8		ug/m3	266351	2	08/30/2018 16:58	MD

Qualifiers:

*	Value exceeds maximum contaminant level	E	Estimated (value above quantitation range)
BRL	Below reporting limit	S	Spike Recovery outside limits due to matrix
H	Holding times for preparation or analysis exceeded	Narr	See case narrative
N	Analyte not NELAC certified	NC	Not confirmed
B	Analyte detected in the associated method blank	<	Less than Result value
>	Greater than Result value	J	Estimated value detected below Reporting Limit

Analytical Environmental Services, Inc **TO-15 Report** **Date:** 10-Sep-18

Client:	Environmental Planning Specialists, Inc.	**Client Sample ID:**	18239-VI-009
Project Name:	Rheem	**Collection Date:**	8/27/2018 12:25:00 PM
Lab ID:	1808Q83-007	**Matrix:**	Air

Analyses	Result	Reporting Limit	Qual	Units	BatchID	Dilution Factor	Date Analyzed	Analyst
VOCs in Air by TO-15/TO-14A/AES SOP OA-11051				**(TO-15)**				
Toluene	22	3.8		ug/m3	266351	2	08/30/2018 16:58	MD
trans-1,2-Dichloroethene	BRL	4.0		ug/m3	266351	2	08/30/2018 16:58	MD
trans-1,3-Dichloropropene	BRL	4.5		ug/m3	266351	2	08/30/2018 16:58	MD
Trichloroethene	BRL	5.4		ug/m3	266351	2	08/30/2018 16:58	MD
Trichlorofluoromethane	BRL	5.6		ug/m3	266351	2	08/30/2018 16:58	MD
Vinyl chloride	BRL	2.6		ug/m3	266351	2	08/30/2018 16:58	MD
Xylenes, Total	25	13		ug/m3	266351	2	08/30/2018 16:58	MD
Surr: 4-Bromofluorobenzene	93.5	70-130		%REC	266351	2	08/30/2018 16:58	MD

Qualifiers:

*	Value exceeds maximum contaminant level	E	Estimated (value above quantitation range)
BRL	Below reporting limit	S	Spike Recovery outside limits due to matrix
H	Holding times for preparation or analysis exceeded	Narr	See case narrative
N	Analyte not NELAC certified	NC	Not confirmed
B	Analyte detected in the associated method blank	<	Less than Result value
>	Greater than Result value	J	Estimated value detected below Reporting Limit

Analytical Environmental Services, Inc **TO-15 Report** **Date:** 10-Sep-18

Client:	Environmental Planning Specialists, Inc.	**Client Sample ID:**	18239-VI-022
Project Name:	Rheem	**Collection Date:**	8/27/2018 2:38:00 PM
Lab ID:	1808Q83-008	**Matrix:**	Air

Analyses	Result	Reporting Limit	Qual	Units	BatchID	Dilution Factor	Date Analyzed	Analyst
VOCs in Air by TO-15/TO-14A/AES SOP OA-11051				**(TO-15)**				
1,1,1-Trichloroethane	BRL	5.5		ug/m3	266351	2	08/30/2018 17:39	MD
1,1,2,2-Tetrachloroethane	BRL	6.9		ug/m3	266351	2	08/30/2018 17:39	MD
1,1,2-Trichloroethane	BRL	5.5		ug/m3	266351	2	08/30/2018 17:39	MD
1,1-Dichloroethane	BRL	4.0		ug/m3	266351	2	08/30/2018 17:39	MD
1,1-Dichloroethene	BRL	4.0		ug/m3	266351	2	08/30/2018 17:39	MD
1,2,4-Trichlorobenzene	BRL	7.4		ug/m3	266351	2	08/30/2018 17:39	MD
1,2,4-Trimethylbenzene	11	4.9		ug/m3	266351	2	08/30/2018 17:39	MD
1,2-Dibromoethane	BRL	7.7		ug/m3	266351	2	08/30/2018 17:39	MD
1,2-Dichlorobenzene	BRL	6.0		ug/m3	266351	2	08/30/2018 17:39	MD
1,2-Dichloroethane	BRL	4.0		ug/m3	266351	2	08/30/2018 17:39	MD
1,2-Dichloropropane	BRL	4.6		ug/m3	266351	2	08/30/2018 17:39	MD
1,3,5-Trimethylbenzene	BRL	4.9		ug/m3	266351	2	08/30/2018 17:39	MD
1,3-Dichlorobenzene	BRL	6.0		ug/m3	266351	2	08/30/2018 17:39	MD
1,4-Dichlorobenzene	BRL	6.0		ug/m3	266351	2	08/30/2018 17:39	MD
2-Butanone	BRL	2.9		ug/m3	266351	2	08/30/2018 17:39	MD
2-Hexanone	BRL	4.1		ug/m3	266351	2	08/30/2018 17:39	MD
4-Ethyltoluene	BRL	4.9		ug/m3	266351	2	08/30/2018 17:39	MD
4-Methyl-2-pentanone	BRL	4.1		ug/m3	266351	2	08/30/2018 17:39	MD
Benzene	5.4	3.2		ug/m3	266351	2	08/30/2018 17:39	MD
Bromodichloromethane	BRL	6.7		ug/m3	266351	2	08/30/2018 17:39	MD
Bromoform	BRL	10		ug/m3	266351	2	08/30/2018 17:39	MD
Bromomethane	BRL	3.9		ug/m3	266351	2	08/30/2018 17:39	MD
Carbon disulfide	BRL	3.1		ug/m3	266351	2	08/30/2018 17:39	MD
Carbon tetrachloride	BRL	6.3		ug/m3	266351	2	08/30/2018 17:39	MD
Chlorobenzene	BRL	4.6		ug/m3	266351	2	08/30/2018 17:39	MD
Chloroethane	BRL	2.6		ug/m3	266351	2	08/30/2018 17:39	MD
Chloroform	BRL	4.9		ug/m3	266351	2	08/30/2018 17:39	MD
Chloromethane	BRL	2.1		ug/m3	266351	2	08/30/2018 17:39	MD
cis-1,2-Dichloroethene	BRL	4.0		ug/m3	266351	2	08/30/2018 17:39	MD
cis-1,3-Dichloropropene	BRL	4.5		ug/m3	266351	2	08/30/2018 17:39	MD
Dibromochloromethane	BRL	8.5		ug/m3	266351	2	08/30/2018 17:39	MD
Dichlorodifluoromethane	BRL	4.9		ug/m3	266351	2	08/30/2018 17:39	MD
Ethylbenzene	5.2	4.3		ug/m3	266351	2	08/30/2018 17:39	MD
Freon-113	BRL	7.7		ug/m3	266351	2	08/30/2018 17:39	MD
Freon-114	BRL	7.0		ug/m3	266351	2	08/30/2018 17:39	MD
Hexachlorobutadiene	BRL	11		ug/m3	266351	2	08/30/2018 17:39	MD
m,p-Xylene	15	8.7		ug/m3	266351	2	08/30/2018 17:39	MD
Methylene chloride	BRL	3.5		ug/m3	266351	2	08/30/2018 17:39	MD
o-Xylene	8.0	4.3		ug/m3	266351	2	08/30/2018 17:39	MD
Styrene	BRL	4.3		ug/m3	266351	2	08/30/2018 17:39	MD
Tetrachloroethene	BRL	6.8		ug/m3	266351	2	08/30/2018 17:39	MD

Qualifiers:

*	Value exceeds maximum contaminant level	E	Estimated (value above quantitation range)
BRL	Below reporting limit	S	Spike Recovery outside limits due to matrix
H	Holding times for preparation or analysis exceeded	Narr	See case narrative
N	Analyte not NELAC certified	NC	Not confirmed
B	Analyte detected in the associated method blank	<	Less than Result value
>	Greater than Result value	J	Estimated value detected below Reporting Limit

Analytical Environmental Services, Inc **TO-15 Report** **Date:** 10-Sep-18

Client:	Environmental Planning Specialists, Inc.	**Client Sample ID:**	18239-VI-022
Project Name:	Rheem	**Collection Date:**	8/27/2018 2:38:00 PM
Lab ID:	1808Q83-008	**Matrix:**	Air

Analyses	Result	Reporting Limit	Qual	Units	BatchID	Dilution Factor	Date Analyzed	Analyst
VOCs in Air by TO-15/TO-14A/AES SOP OA-11051				**(TO-15)**				
Toluene	26	3.8		ug/m3	266351	2	08/30/2018 17:39	MD
trans-1,2-Dichloroethene	BRL	4.0		ug/m3	266351	2	08/30/2018 17:39	MD
trans-1,3-Dichloropropene	BRL	4.5		ug/m3	266351	2	08/30/2018 17:39	MD
Trichloroethene	44	5.4		ug/m3	266351	2	08/30/2018 17:39	MD
Trichlorofluoromethane	BRL	5.6		ug/m3	266351	2	08/30/2018 17:39	MD
Vinyl chloride	BRL	2.6		ug/m3	266351	2	08/30/2018 17:39	MD
Xylenes, Total	23	13		ug/m3	266351	2	08/30/2018 17:39	MD
Surr: 4-Bromofluorobenzene	96	70-130		%REC	266351	2	08/30/2018 17:39	MD

Qualifiers:

*	Value exceeds maximum contaminant level	E	Estimated (value above quantitation range)
BRL	Below reporting limit	S	Spike Recovery outside limits due to matrix
H	Holding times for preparation or analysis exceeded	Narr	See case narrative
N	Analyte not NELAC certified	NC	Not confirmed
B	Analyte detected in the associated method blank	<	Less than Result value
>	Greater than Result value	J	Estimated value detected below Reporting Limit

Analytical Environmental Services, Inc **TO-15 Report** **Date:** 10-Sep-18

Client:	Environmental Planning Specialists, Inc.	**Client Sample ID:**	18239-VI-024
Project Name:	Rheem	**Collection Date:**	8/27/2018 2:59:00 PM
Lab ID:	1808Q83-009	**Matrix:**	Air

Analyses	Result	Reporting Limit	Qual	Units	BatchID	Dilution Factor	Date Analyzed	Analyst
VOCs in Air by TO-15/TO-14A/AES SOP OA-11051				**(TO-15)**				
1,1,1-Trichloroethane	BRL	5.5		ug/m3	266351	2	08/30/2018 18:18	MD
1,1,2,2-Tetrachloroethane	BRL	6.9		ug/m3	266351	2	08/30/2018 18:18	MD
1,1,2-Trichloroethane	BRL	5.5		ug/m3	266351	2	08/30/2018 18:18	MD
1,1-Dichloroethane	BRL	4.0		ug/m3	266351	2	08/30/2018 18:18	MD
1,1-Dichloroethene	BRL	4.0		ug/m3	266351	2	08/30/2018 18:18	MD
1,2,4-Trichlorobenzene	BRL	7.4		ug/m3	266351	2	08/30/2018 18:18	MD
1,2,4-Trimethylbenzene	8.8	4.9		ug/m3	266351	2	08/30/2018 18:18	MD
1,2-Dibromoethane	BRL	7.7		ug/m3	266351	2	08/30/2018 18:18	MD
1,2-Dichlorobenzene	BRL	6.0		ug/m3	266351	2	08/30/2018 18:18	MD
1,2-Dichloroethane	BRL	4.0		ug/m3	266351	2	08/30/2018 18:18	MD
1,2-Dichloropropane	BRL	4.6		ug/m3	266351	2	08/30/2018 18:18	MD
1,3,5-Trimethylbenzene	BRL	4.9		ug/m3	266351	2	08/30/2018 18:18	MD
1,3-Dichlorobenzene	BRL	6.0		ug/m3	266351	2	08/30/2018 18:18	MD
1,4-Dichlorobenzene	BRL	6.0		ug/m3	266351	2	08/30/2018 18:18	MD
2-Butanone	BRL	2.9		ug/m3	266351	2	08/30/2018 18:18	MD
2-Hexanone	BRL	4.1		ug/m3	266351	2	08/30/2018 18:18	MD
4-Ethyltoluene	BRL	4.9		ug/m3	266351	2	08/30/2018 18:18	MD
4-Methyl-2-pentanone	BRL	4.1		ug/m3	266351	2	08/30/2018 18:18	MD
Benzene	BRL	3.2		ug/m3	266351	2	08/30/2018 18:18	MD
Bromodichloromethane	BRL	6.7		ug/m3	266351	2	08/30/2018 18:18	MD
Bromoform	BRL	10		ug/m3	266351	2	08/30/2018 18:18	MD
Bromomethane	BRL	3.9		ug/m3	266351	2	08/30/2018 18:18	MD
Carbon disulfide	BRL	3.1		ug/m3	266351	2	08/30/2018 18:18	MD
Carbon tetrachloride	BRL	6.3		ug/m3	266351	2	08/30/2018 18:18	MD
Chlorobenzene	BRL	4.6		ug/m3	266351	2	08/30/2018 18:18	MD
Chloroethane	BRL	2.6		ug/m3	266351	2	08/30/2018 18:18	MD
Chloroform	BRL	4.9		ug/m3	266351	2	08/30/2018 18:18	MD
Chloromethane	BRL	2.1		ug/m3	266351	2	08/30/2018 18:18	MD
cis-1,2-Dichloroethene	BRL	4.0		ug/m3	266351	2	08/30/2018 18:18	MD
cis-1,3-Dichloropropene	BRL	4.5		ug/m3	266351	2	08/30/2018 18:18	MD
Dibromochloromethane	BRL	8.5		ug/m3	266351	2	08/30/2018 18:18	MD
Dichlorodifluoromethane	BRL	4.9		ug/m3	266351	2	08/30/2018 18:18	MD
Ethylbenzene	BRL	4.3		ug/m3	266351	2	08/30/2018 18:18	MD
Freon-113	BRL	7.7		ug/m3	266351	2	08/30/2018 18:18	MD
Freon-114	BRL	7.0		ug/m3	266351	2	08/30/2018 18:18	MD
Hexachlorobutadiene	BRL	11		ug/m3	266351	2	08/30/2018 18:18	MD
m,p-Xylene	13	8.7		ug/m3	266351	2	08/30/2018 18:18	MD
Methylene chloride	BRL	3.5		ug/m3	266351	2	08/30/2018 18:18	MD
o-Xylene	6.1	4.3		ug/m3	266351	2	08/30/2018 18:18	MD
Styrene	BRL	4.3		ug/m3	266351	2	08/30/2018 18:18	MD
Tetrachloroethene	BRL	6.8		ug/m3	266351	2	08/30/2018 18:18	MD

Qualifiers:

*	Value exceeds maximum contaminant level	E	Estimated (value above quantitation range)
BRL	Below reporting limit	S	Spike Recovery outside limits due to matrix
H	Holding times for preparation or analysis exceeded	Narr	See case narrative
N	Analyte not NELAC certified	NC	Not confirmed
B	Analyte detected in the associated method blank	<	Less than Result value
>	Greater than Result value	J	Estimated value detected below Reporting Limit

Analytical Environmental Services, Inc **TO-15 Report** **Date:** 10-Sep-18

Client:	Environmental Planning Specialists, Inc.	**Client Sample ID:**	18239-VI-024
Project Name:	Rheem	**Collection Date:**	8/27/2018 2:59:00 PM
Lab ID:	1808Q83-009	**Matrix:**	Air

Analyses	Result	Reporting Limit	Qual	Units	BatchID	Dilution Factor	Date Analyzed	Analyst
VOCs in Air by TO-15/TO-14A/AES SOP OA-11051				**(TO-15)**				
Toluene	18	3.8		ug/m3	266351	2	08/30/2018 18:18	MD
trans-1,2-Dichloroethene	BRL	4.0		ug/m3	266351	2	08/30/2018 18:18	MD
trans-1,3-Dichloropropene	BRL	4.5		ug/m3	266351	2	08/30/2018 18:18	MD
Trichloroethene	130	5.4		ug/m3	266351	2	08/30/2018 18:18	MD
Trichlorofluoromethane	BRL	5.6		ug/m3	266351	2	08/30/2018 18:18	MD
Vinyl chloride	BRL	2.6		ug/m3	266351	2	08/30/2018 18:18	MD
Xylenes, Total	19	13		ug/m3	266351	2	08/30/2018 18:18	MD
Surr: 4-Bromofluorobenzene	96.5	70-130		%REC	266351	2	08/30/2018 18:18	MD

Qualifiers:

*	Value exceeds maximum contaminant level	E	Estimated (value above quantitation range)
BRL	Below reporting limit	S	Spike Recovery outside limits due to matrix
H	Holding times for preparation or analysis exceeded	Narr	See case narrative
N	Analyte not NELAC certified	NC	Not confirmed
B	Analyte detected in the associated method blank	<	Less than Result value
>	Greater than Result value	J	Estimated value detected below Reporting Limit

Analytical Environmental Services, Inc **TO-15 Report** **Date:** 10-Sep-18

Client:	Environmental Planning Specialists, Inc.	**Client Sample ID:**	18239-VI-025
Project Name:	Rheem	**Collection Date:**	8/27/2018 3:16:00 PM
Lab ID:	1808Q83-010	**Matrix:**	Air

Analyses	Result	Reporting Limit	Qual	Units	BatchID	Dilution Factor	Date Analyzed	Analyst
VOCs in Air by TO-15/TO-14A/AES SOP OA-11051				**(TO-15)**				
1,1,1-Trichloroethane	BRL	5.5		ug/m3	266351	2	08/30/2018 18:58	MD
1,1,2,2-Tetrachloroethane	BRL	6.9		ug/m3	266351	2	08/30/2018 18:58	MD
1,1,2-Trichloroethane	BRL	5.5		ug/m3	266351	2	08/30/2018 18:58	MD
1,1-Dichloroethane	BRL	4.0		ug/m3	266351	2	08/30/2018 18:58	MD
1,1-Dichloroethene	BRL	4.0		ug/m3	266351	2	08/30/2018 18:58	MD
1,2,4-Trichlorobenzene	BRL	7.4		ug/m3	266351	2	08/30/2018 18:58	MD
1,2,4-Trimethylbenzene	12	4.9		ug/m3	266351	2	08/30/2018 18:58	MD
1,2-Dibromoethane	BRL	7.7		ug/m3	266351	2	08/30/2018 18:58	MD
1,2-Dichlorobenzene	BRL	6.0		ug/m3	266351	2	08/30/2018 18:58	MD
1,2-Dichloroethane	BRL	4.0		ug/m3	266351	2	08/30/2018 18:58	MD
1,2-Dichloropropane	BRL	4.6		ug/m3	266351	2	08/30/2018 18:58	MD
1,3,5-Trimethylbenzene	4.9	4.9		ug/m3	266351	2	08/30/2018 18:58	MD
1,3-Dichlorobenzene	BRL	6.0		ug/m3	266351	2	08/30/2018 18:58	MD
1,4-Dichlorobenzene	BRL	6.0		ug/m3	266351	2	08/30/2018 18:58	MD
2-Butanone	BRL	2.9		ug/m3	266351	2	08/30/2018 18:58	MD
2-Hexanone	BRL	4.1		ug/m3	266351	2	08/30/2018 18:58	MD
4-Ethyltoluene	BRL	4.9		ug/m3	266351	2	08/30/2018 18:58	MD
4-Methyl-2-pentanone	BRL	4.1		ug/m3	266351	2	08/30/2018 18:58	MD
Benzene	3.2	3.2		ug/m3	266351	2	08/30/2018 18:58	MD
Bromodichloromethane	BRL	6.7		ug/m3	266351	2	08/30/2018 18:58	MD
Bromoform	BRL	10		ug/m3	266351	2	08/30/2018 18:58	MD
Bromomethane	BRL	3.9		ug/m3	266351	2	08/30/2018 18:58	MD
Carbon disulfide	BRL	3.1		ug/m3	266351	2	08/30/2018 18:58	MD
Carbon tetrachloride	BRL	6.3		ug/m3	266351	2	08/30/2018 18:58	MD
Chlorobenzene	BRL	4.6		ug/m3	266351	2	08/30/2018 18:58	MD
Chloroethane	BRL	2.6		ug/m3	266351	2	08/30/2018 18:58	MD
Chloroform	63	4.9		ug/m3	266351	2	08/30/2018 18:58	MD
Chloromethane	BRL	2.1		ug/m3	266351	2	08/30/2018 18:58	MD
cis-1,2-Dichloroethene	240	4.0		ug/m3	266351	2	08/30/2018 18:58	MD
cis-1,3-Dichloropropene	BRL	4.5		ug/m3	266351	2	08/30/2018 18:58	MD
Dibromochloromethane	BRL	8.5		ug/m3	266351	2	08/30/2018 18:58	MD
Dichlorodifluoromethane	BRL	4.9		ug/m3	266351	2	08/30/2018 18:58	MD
Ethylbenzene	4.6	4.3		ug/m3	266351	2	08/30/2018 18:58	MD
Freon-113	BRL	7.7		ug/m3	266351	2	08/30/2018 18:58	MD
Freon-114	BRL	7.0		ug/m3	266351	2	08/30/2018 18:58	MD
Hexachlorobutadiene	BRL	11		ug/m3	266351	2	08/30/2018 18:58	MD
m,p-Xylene	17	8.7		ug/m3	266351	2	08/30/2018 18:58	MD
Methylene chloride	BRL	3.5		ug/m3	266351	2	08/30/2018 18:58	MD
o-Xylene	8.0	4.3		ug/m3	266351	2	08/30/2018 18:58	MD
Styrene	BRL	4.3		ug/m3	266351	2	08/30/2018 18:58	MD
Tetrachloroethene	BRL	6.8		ug/m3	266351	2	08/30/2018 18:58	MD

Qualifiers:

*	Value exceeds maximum contaminant level	E	Estimated (value above quantitation range)
BRL	Below reporting limit	S	Spike Recovery outside limits due to matrix
H	Holding times for preparation or analysis exceeded	Narr	See case narrative
N	Analyte not NELAC certified	NC	Not confirmed
B	Analyte detected in the associated method blank	<	Less than Result value
>	Greater than Result value	J	Estimated value detected below Reporting Limit

Analytical Environmental Services, Inc **TO-15 Report** **Date:** 10-Sep-18

Client:	Environmental Planning Specialists, Inc.	**Client Sample ID:**	18239-VI-025
Project Name:	Rheem	**Collection Date:**	8/27/2018 3:16:00 PM
Lab ID:	1808Q83-010	**Matrix:**	Air

Analyses	Result	Reporting Limit	Qual	Units	BatchID	Dilution Factor	Date Analyzed	Analyst
VOCs in Air by TO-15/TO-14A/AES SOP OA-11051				**(TO-15)**				
Toluene	17	3.8		ug/m3	266351	2	08/30/2018 18:58	MD
trans-1,2-Dichloroethene	BRL	4.0		ug/m3	266351	2	08/30/2018 18:58	MD
trans-1,3-Dichloropropene	BRL	4.5		ug/m3	266351	2	08/30/2018 18:58	MD
Trichloroethene	5000	210		ug/m3	266351	2	08/30/2018 07:30	MD
Trichlorofluoromethane	BRL	5.6		ug/m3	266351	2	08/30/2018 18:58	MD
Vinyl chloride	BRL	2.6		ug/m3	266351	2	08/30/2018 18:58	MD
Xylenes, Total	25	13		ug/m3	266351	2	08/30/2018 18:58	MD
Surr: 4-Bromofluorobenzene	96.2	70-130		%REC	266351	2	08/30/2018 18:58	MD
Surr: 4-Bromofluorobenzene	92.5	70-130		%REC	266351	2	08/30/2018 07:30	MD

Qualifiers:

*	Value exceeds maximum contaminant level	E	Estimated (value above quantitation range)
BRL	Below reporting limit	S	Spike Recovery outside limits due to matrix
H	Holding times for preparation or analysis exceeded	Narr	See case narrative
N	Analyte not NELAC certified	NC	Not confirmed
B	Analyte detected in the associated method blank	<	Less than Result value
>	Greater than Result value	J	Estimated value detected below Reporting Limit

Analytical Environmental Services, Inc **TO-15 Report** **Date:** 10-Sep-18

Client:	Environmental Planning Specialists, Inc.	**Client Sample ID:**	18239-VI-026
Project Name:	Rheem	**Collection Date:**	8/27/2018 3:49:00 PM
Lab ID:	1808Q83-011	**Matrix:**	Air

Analyses	Result	Reporting Limit	Qual	Units	BatchID	Dilution Factor	Date Analyzed	Analyst
VOCs in Air by TO-15/TO-14A/AES SOP OA-11051				**(TO-15)**				
1,1,1-Trichloroethane	BRL	5.5		ug/m3	266351	2	08/30/2018 19:39	MD
1,1,2,2-Tetrachloroethane	BRL	6.9		ug/m3	266351	2	08/30/2018 19:39	MD
1,1,2-Trichloroethane	BRL	5.5		ug/m3	266351	2	08/30/2018 19:39	MD
1,1-Dichloroethane	BRL	4.0		ug/m3	266351	2	08/30/2018 19:39	MD
1,1-Dichloroethene	BRL	4.0		ug/m3	266351	2	08/30/2018 19:39	MD
1,2,4-Trichlorobenzene	BRL	7.4		ug/m3	266351	2	08/30/2018 19:39	MD
1,2,4-Trimethylbenzene	16	4.9		ug/m3	266351	2	08/30/2018 19:39	MD
1,2-Dibromoethane	BRL	7.7		ug/m3	266351	2	08/30/2018 19:39	MD
1,2-Dichlorobenzene	BRL	6.0		ug/m3	266351	2	08/30/2018 19:39	MD
1,2-Dichloroethane	BRL	4.0		ug/m3	266351	2	08/30/2018 19:39	MD
1,2-Dichloropropane	BRL	4.6		ug/m3	266351	2	08/30/2018 19:39	MD
1,3,5-Trimethylbenzene	5.9	4.9		ug/m3	266351	2	08/30/2018 19:39	MD
1,3-Dichlorobenzene	BRL	6.0		ug/m3	266351	2	08/30/2018 19:39	MD
1,4-Dichlorobenzene	BRL	6.0		ug/m3	266351	2	08/30/2018 19:39	MD
2-Butanone	BRL	2.9		ug/m3	266351	2	08/30/2018 19:39	MD
2-Hexanone	BRL	4.1		ug/m3	266351	2	08/30/2018 19:39	MD
4-Ethyltoluene	BRL	4.9		ug/m3	266351	2	08/30/2018 19:39	MD
4-Methyl-2-pentanone	BRL	4.1		ug/m3	266351	2	08/30/2018 19:39	MD
Benzene	4.5	3.2		ug/m3	266351	2	08/30/2018 19:39	MD
Bromodichloromethane	BRL	6.7		ug/m3	266351	2	08/30/2018 19:39	MD
Bromoform	BRL	10		ug/m3	266351	2	08/30/2018 19:39	MD
Bromomethane	BRL	3.9		ug/m3	266351	2	08/30/2018 19:39	MD
Carbon disulfide	BRL	3.1		ug/m3	266351	2	08/30/2018 19:39	MD
Carbon tetrachloride	BRL	6.3		ug/m3	266351	2	08/30/2018 19:39	MD
Chlorobenzene	BRL	4.6		ug/m3	266351	2	08/30/2018 19:39	MD
Chloroethane	BRL	2.6		ug/m3	266351	2	08/30/2018 19:39	MD
Chloroform	BRL	4.9		ug/m3	266351	2	08/30/2018 19:39	MD
Chloromethane	BRL	2.1		ug/m3	266351	2	08/30/2018 19:39	MD
cis-1,2-Dichloroethene	BRL	4.0		ug/m3	266351	2	08/30/2018 19:39	MD
cis-1,3-Dichloropropene	BRL	4.5		ug/m3	266351	2	08/30/2018 19:39	MD
Dibromochloromethane	BRL	8.5		ug/m3	266351	2	08/30/2018 19:39	MD
Dichlorodifluoromethane	BRL	4.9		ug/m3	266351	2	08/30/2018 19:39	MD
Ethylbenzene	7.4	4.3		ug/m3	266351	2	08/30/2018 19:39	MD
Freon-113	BRL	7.7		ug/m3	266351	2	08/30/2018 19:39	MD
Freon-114	BRL	7.0		ug/m3	266351	2	08/30/2018 19:39	MD
Hexachlorobutadiene	BRL	11		ug/m3	266351	2	08/30/2018 19:39	MD
m,p-Xylene	26	8.7		ug/m3	266351	2	08/30/2018 19:39	MD
Methylene chloride	BRL	3.5		ug/m3	266351	2	08/30/2018 19:39	MD
o-Xylene	12	4.3		ug/m3	266351	2	08/30/2018 19:39	MD
Styrene	BRL	4.3		ug/m3	266351	2	08/30/2018 19:39	MD
Tetrachloroethene	BRL	6.8		ug/m3	266351	2	08/30/2018 19:39	MD

Qualifiers:

*	Value exceeds maximum contaminant level	E	Estimated (value above quantitation range)
BRL	Below reporting limit	S	Spike Recovery outside limits due to matrix
H	Holding times for preparation or analysis exceeded	Narr	See case narrative
N	Analyte not NELAC certified	NC	Not confirmed
B	Analyte detected in the associated method blank	<	Less than Result value
>	Greater than Result value	J	Estimated value detected below Reporting Limit

Analytical Environmental Services, Inc **TO-15 Report** **Date:** 10-Sep-18

Client:	Environmental Planning Specialists, Inc.	**Client Sample ID:**	18239-VI-026
Project Name:	Rheem	**Collection Date:**	8/27/2018 3:49:00 PM
Lab ID:	1808Q83-011	**Matrix:**	Air

Analyses	Result	Reporting Limit	Qual	Units	BatchID	Dilution Factor	Date Analyzed	Analyst
VOCs in Air by TO-15/TO-14A/AES SOP OA-11051				**(TO-15)**				
Toluene	33	3.8		ug/m3	266351	2	08/30/2018 19:39	MD
trans-1,2-Dichloroethene	BRL	4.0		ug/m3	266351	2	08/30/2018 19:39	MD
trans-1,3-Dichloropropene	BRL	4.5		ug/m3	266351	2	08/30/2018 19:39	MD
Trichloroethene	640	5.4		ug/m3	266351	2	08/30/2018 19:39	MD
Trichlorofluoromethane	BRL	5.6		ug/m3	266351	2	08/30/2018 19:39	MD
Vinyl chloride	BRL	2.6		ug/m3	266351	2	08/30/2018 19:39	MD
Xylenes, Total	38	13		ug/m3	266351	2	08/30/2018 19:39	MD
Surr: 4-Bromofluorobenzene	94.2	70-130		%REC	266351	2	08/30/2018 19:39	MD

Qualifiers:

*	Value exceeds maximum contaminant level	E	Estimated (value above quantitation range)
BRL	Below reporting limit	S	Spike Recovery outside limits due to matrix
H	Holding times for preparation or analysis exceeded	Narr	See case narrative
N	Analyte not NELAC certified	NC	Not confirmed
B	Analyte detected in the associated method blank	<	Less than Result value
>	Greater than Result value	J	Estimated value detected below Reporting Limit

Analytical Environmental Services, Inc **TO-15 Report** **Date:** 10-Sep-18

Client:	Environmental Planning Specialists, Inc.	**Client Sample ID:**	18239-VI-027
Project Name:	Rheem	**Collection Date:**	8/27/2018 3:54:00 PM
Lab ID:	1808Q83-012	**Matrix:**	Air

Analyses	Result	Reporting Limit	Qual	Units	BatchID	Dilution Factor	Date Analyzed	Analyst
VOCs in Air by TO-15/TO-14A/AES SOP OA-11051				**(TO-15)**				
1,1,1-Trichloroethane	BRL	5.5		ug/m3	266351	2	08/30/2018 20:19	MD
1,1,2,2-Tetrachloroethane	BRL	6.9		ug/m3	266351	2	08/30/2018 20:19	MD
1,1,2-Trichloroethane	BRL	5.5		ug/m3	266351	2	08/30/2018 20:19	MD
1,1-Dichloroethane	BRL	4.0		ug/m3	266351	2	08/30/2018 20:19	MD
1,1-Dichloroethene	BRL	4.0		ug/m3	266351	2	08/30/2018 20:19	MD
1,2,4-Trichlorobenzene	BRL	7.4		ug/m3	266351	2	08/30/2018 20:19	MD
1,2,4-Trimethylbenzene	12	4.9		ug/m3	266351	2	08/30/2018 20:19	MD
1,2-Dibromoethane	BRL	7.7		ug/m3	266351	2	08/30/2018 20:19	MD
1,2-Dichlorobenzene	BRL	6.0		ug/m3	266351	2	08/30/2018 20:19	MD
1,2-Dichloroethane	BRL	4.0		ug/m3	266351	2	08/30/2018 20:19	MD
1,2-Dichloropropane	BRL	4.6		ug/m3	266351	2	08/30/2018 20:19	MD
1,3,5-Trimethylbenzene	BRL	4.9		ug/m3	266351	2	08/30/2018 20:19	MD
1,3-Dichlorobenzene	BRL	6.0		ug/m3	266351	2	08/30/2018 20:19	MD
1,4-Dichlorobenzene	BRL	6.0		ug/m3	266351	2	08/30/2018 20:19	MD
2-Butanone	BRL	2.9		ug/m3	266351	2	08/30/2018 20:19	MD
2-Hexanone	BRL	4.1		ug/m3	266351	2	08/30/2018 20:19	MD
4-Ethyltoluene	BRL	4.9		ug/m3	266351	2	08/30/2018 20:19	MD
4-Methyl-2-pentanone	BRL	4.1		ug/m3	266351	2	08/30/2018 20:19	MD
Benzene	3.5	3.2		ug/m3	266351	2	08/30/2018 20:19	MD
Bromodichloromethane	BRL	6.7		ug/m3	266351	2	08/30/2018 20:19	MD
Bromoform	BRL	10		ug/m3	266351	2	08/30/2018 20:19	MD
Bromomethane	BRL	3.9		ug/m3	266351	2	08/30/2018 20:19	MD
Carbon disulfide	BRL	3.1		ug/m3	266351	2	08/30/2018 20:19	MD
Carbon tetrachloride	BRL	6.3		ug/m3	266351	2	08/30/2018 20:19	MD
Chlorobenzene	BRL	4.6		ug/m3	266351	2	08/30/2018 20:19	MD
Chloroethane	BRL	2.6		ug/m3	266351	2	08/30/2018 20:19	MD
Chloroform	11	4.9		ug/m3	266351	2	08/30/2018 20:19	MD
Chloromethane	BRL	2.1		ug/m3	266351	2	08/30/2018 20:19	MD
cis-1,2-Dichloroethene	BRL	4.0		ug/m3	266351	2	08/30/2018 20:19	MD
cis-1,3-Dichloropropene	BRL	4.5		ug/m3	266351	2	08/30/2018 20:19	MD
Dibromochloromethane	BRL	8.5		ug/m3	266351	2	08/30/2018 20:19	MD
Dichlorodifluoromethane	BRL	4.9		ug/m3	266351	2	08/30/2018 20:19	MD
Ethylbenzene	4.8	4.3		ug/m3	266351	2	08/30/2018 20:19	MD
Freon-113	BRL	7.7		ug/m3	266351	2	08/30/2018 20:19	MD
Freon-114	BRL	7.0		ug/m3	266351	2	08/30/2018 20:19	MD
Hexachlorobutadiene	BRL	11		ug/m3	266351	2	08/30/2018 20:19	MD
m,p-Xylene	16	8.7		ug/m3	266351	2	08/30/2018 20:19	MD
Methylene chloride	BRL	3.5		ug/m3	266351	2	08/30/2018 20:19	MD
o-Xylene	8.5	4.3		ug/m3	266351	2	08/30/2018 20:19	MD
Styrene	BRL	4.3		ug/m3	266351	2	08/30/2018 20:19	MD
Tetrachloroethene	230	6.8		ug/m3	266351	2	08/30/2018 20:19	MD

Qualifiers:

*	Value exceeds maximum contaminant level	E	Estimated (value above quantitation range)
BRL	Below reporting limit	S	Spike Recovery outside limits due to matrix
H	Holding times for preparation or analysis exceeded	Narr	See case narrative
N	Analyte not NELAC certified	NC	Not confirmed
B	Analyte detected in the associated method blank	<	Less than Result value
>	Greater than Result value	J	Estimated value detected below Reporting Limit

Analytical Environmental Services, Inc **TO-15 Report** **Date:** 10-Sep-18

Client:	Environmental Planning Specialists, Inc.	**Client Sample ID:**	18239-VI-027
Project Name:	Rheem	**Collection Date:**	8/27/2018 3:54:00 PM
Lab ID:	1808Q83-012	**Matrix:**	Air

Analyses	Result	Reporting Limit	Qual	Units	BatchID	Dilution Factor	Date Analyzed	Analyst
VOCs in Air by TO-15/TO-14A/AES SOP OA-11051				**(TO-15)**				
Toluene	24	3.8		ug/m3	266351	2	08/30/2018 20:19	MD
trans-1,2-Dichloroethene	BRL	4.0		ug/m3	266351	2	08/30/2018 20:19	MD
trans-1,3-Dichloropropene	BRL	4.5		ug/m3	266351	2	08/30/2018 20:19	MD
Trichloroethene	810	5.4		ug/m3	266351	2	08/30/2018 20:19	MD
Trichlorofluoromethane	BRL	5.6		ug/m3	266351	2	08/30/2018 20:19	MD
Vinyl chloride	BRL	2.6		ug/m3	266351	2	08/30/2018 20:19	MD
Xylenes, Total	24	13		ug/m3	266351	2	08/30/2018 20:19	MD
Surr: 4-Bromofluorobenzene	94.8	70-130		%REC	266351	2	08/30/2018 20:19	MD

Qualifiers:

*	Value exceeds maximum contaminant level	E	Estimated (value above quantitation range)
BRL	Below reporting limit	S	Spike Recovery outside limits due to matrix
H	Holding times for preparation or analysis exceeded	Narr	See case narrative
N	Analyte not NELAC certified	NC	Not confirmed
B	Analyte detected in the associated method blank	<	Less than Result value
>	Greater than Result value	J	Estimated value detected below Reporting Limit

Analytical Environmental Services, Inc **TO-15 Report** **Date:** 10-Sep-18

Client:	Environmental Planning Specialists, Inc.	**Client Sample ID:**	18239-VI-028
Project Name:	Rheem	**Collection Date:**	8/27/2018 4:07:00 PM
Lab ID:	1808Q83-013	**Matrix:**	Air

Analyses	Result	Reporting Limit	Qual	Units	BatchID	Dilution Factor	Date Analyzed	Analyst
VOCs in Air by TO-15/TO-14A/AES SOP OA-11051				**(TO-15)**				
1,1,1-Trichloroethane	BRL	5.5		ug/m3	266593	2	08/31/2018 17:52	MD
1,1,2,2-Tetrachloroethane	BRL	6.9		ug/m3	266593	2	08/31/2018 17:52	MD
1,1,2-Trichloroethane	BRL	5.5		ug/m3	266593	2	08/31/2018 17:52	MD
1,1-Dichloroethane	BRL	4.0		ug/m3	266593	2	08/31/2018 17:52	MD
1,1-Dichloroethene	BRL	4.0		ug/m3	266593	2	08/31/2018 17:52	MD
1,2,4-Trichlorobenzene	BRL	7.4		ug/m3	266593	2	08/31/2018 17:52	MD
1,2,4-Trimethylbenzene	12	4.9		ug/m3	266593	2	08/31/2018 17:52	MD
1,2-Dibromoethane	BRL	7.7		ug/m3	266593	2	08/31/2018 17:52	MD
1,2-Dichlorobenzene	BRL	6.0		ug/m3	266593	2	08/31/2018 17:52	MD
1,2-Dichloroethane	BRL	4.0		ug/m3	266593	2	08/31/2018 17:52	MD
1,2-Dichloropropane	BRL	4.6		ug/m3	266593	2	08/31/2018 17:52	MD
1,3,5-Trimethylbenzene	BRL	4.9		ug/m3	266593	2	08/31/2018 17:52	MD
1,3-Dichlorobenzene	BRL	6.0		ug/m3	266593	2	08/31/2018 17:52	MD
1,4-Dichlorobenzene	BRL	6.0		ug/m3	266593	2	08/31/2018 17:52	MD
2-Butanone	BRL	2.9		ug/m3	266593	2	08/31/2018 17:52	MD
2-Hexanone	BRL	4.1		ug/m3	266593	2	08/31/2018 17:52	MD
4-Ethyltoluene	BRL	4.9		ug/m3	266593	2	08/31/2018 17:52	MD
4-Methyl-2-pentanone	BRL	4.1		ug/m3	266593	2	08/31/2018 17:52	MD
Benzene	3.5	3.2		ug/m3	266593	2	08/31/2018 17:52	MD
Bromodichloromethane	BRL	6.7		ug/m3	266593	2	08/31/2018 17:52	MD
Bromoform	BRL	10		ug/m3	266593	2	08/31/2018 17:52	MD
Bromomethane	BRL	3.9		ug/m3	266593	2	08/31/2018 17:52	MD
Carbon disulfide	BRL	3.1		ug/m3	266593	2	08/31/2018 17:52	MD
Carbon tetrachloride	BRL	6.3		ug/m3	266593	2	08/31/2018 17:52	MD
Chlorobenzene	BRL	4.6		ug/m3	266593	2	08/31/2018 17:52	MD
Chloroethane	BRL	2.6		ug/m3	266593	2	08/31/2018 17:52	MD
Chloroform	5.4	4.9		ug/m3	266593	2	08/31/2018 17:52	MD
Chloromethane	BRL	2.1		ug/m3	266593	2	08/31/2018 17:52	MD
cis-1,2-Dichloroethene	BRL	4.0		ug/m3	266593	2	08/31/2018 17:52	MD
cis-1,3-Dichloropropene	BRL	4.5		ug/m3	266593	2	08/31/2018 17:52	MD
Dibromochloromethane	BRL	8.5		ug/m3	266593	2	08/31/2018 17:52	MD
Dichlorodifluoromethane	BRL	4.9		ug/m3	266593	2	08/31/2018 17:52	MD
Ethylbenzene	5.2	4.3		ug/m3	266593	2	08/31/2018 17:52	MD
Freon-113	BRL	7.7		ug/m3	266593	2	08/31/2018 17:52	MD
Freon-114	BRL	7.0		ug/m3	266593	2	08/31/2018 17:52	MD
Hexachlorobutadiene	BRL	11		ug/m3	266593	2	08/31/2018 17:52	MD
m,p-Xylene	15	8.7		ug/m3	266593	2	08/31/2018 17:52	MD
Methylene chloride	BRL	3.5		ug/m3	266593	2	08/31/2018 17:52	MD
o-Xylene	8.0	4.3		ug/m3	266593	2	08/31/2018 17:52	MD
Styrene	BRL	4.3		ug/m3	266593	2	08/31/2018 17:52	MD
Tetrachloroethene	34	6.8		ug/m3	266593	2	08/31/2018 17:52	MD

Qualifiers:

*	Value exceeds maximum contaminant level	E	Estimated (value above quantitation range)
BRL	Below reporting limit	S	Spike Recovery outside limits due to matrix
H	Holding times for preparation or analysis exceeded	Narr	See case narrative
N	Analyte not NELAC certified	NC	Not confirmed
B	Analyte detected in the associated method blank	<	Less than Result value
>	Greater than Result value	J	Estimated value detected below Reporting Limit

Analytical Environmental Services, Inc **TO-15 Report** **Date:** 10-Sep-18

Client:	Environmental Planning Specialists, Inc.	**Client Sample ID:**	18239-VI-028
Project Name:	Rheem	**Collection Date:**	8/27/2018 4:07:00 PM
Lab ID:	1808Q83-013	**Matrix:**	Air

Analyses	Result	Reporting Limit	Qual	Units	BatchID	Dilution Factor	Date Analyzed	Analyst
VOCs in Air by TO-15/TO-14A/AES SOP OA-11051				**(TO-15)**				
Toluene	26	3.8		ug/m3	266593	2	08/31/2018 17:52	MD
trans-1,2-Dichloroethene	BRL	4.0		ug/m3	266593	2	08/31/2018 17:52	MD
trans-1,3-Dichloropropene	BRL	4.5		ug/m3	266593	2	08/31/2018 17:52	MD
Trichloroethene	320	5.4		ug/m3	266593	2	08/31/2018 17:52	MD
Trichlorofluoromethane	BRL	5.6		ug/m3	266593	2	08/31/2018 17:52	MD
Vinyl chloride	BRL	2.6		ug/m3	266593	2	08/31/2018 17:52	MD
Xylenes, Total	23	13		ug/m3	266593	2	08/31/2018 17:52	MD
Surr: 4-Bromofluorobenzene	94.2	70-130		%REC	266593	2	08/31/2018 17:52	MD

Qualifiers:

*	Value exceeds maximum contaminant level	E	Estimated (value above quantitation range)
BRL	Below reporting limit	S	Spike Recovery outside limits due to matrix
H	Holding times for preparation or analysis exceeded	Narr	See case narrative
N	Analyte not NELAC certified	NC	Not confirmed
B	Analyte detected in the associated method blank	<	Less than Result value
>	Greater than Result value	J	Estimated value detected below Reporting Limit

Analytical Environmental Services, Inc **TO-15 Report** **Date:** 10-Sep-18

Client:	Environmental Planning Specialists, Inc.	**Client Sample ID:**	18239-VI-029
Project Name:	Rheem	**Collection Date:**	8/27/2018 4:29:00 PM
Lab ID:	1808Q83-014	**Matrix:**	Air

Analyses	Result	Reporting Limit	Qual	Units	BatchID	Dilution Factor	Date Analyzed	Analyst
VOCs in Air by TO-15/TO-14A/AES SOP OA-11051				**(TO-15)**				
1,1,1-Trichloroethane	BRL	5.5		ug/m3	266593	2	08/31/2018 19:12	MD
1,1,2,2-Tetrachloroethane	BRL	6.9		ug/m3	266593	2	08/31/2018 19:12	MD
1,1,2-Trichloroethane	BRL	5.5		ug/m3	266593	2	08/31/2018 19:12	MD
1,1-Dichloroethane	BRL	4.0		ug/m3	266593	2	08/31/2018 19:12	MD
1,1-Dichloroethene	BRL	4.0		ug/m3	266593	2	08/31/2018 19:12	MD
1,2,4-Trichlorobenzene	BRL	7.4		ug/m3	266593	2	08/31/2018 19:12	MD
1,2,4-Trimethylbenzene	11	4.9		ug/m3	266593	2	08/31/2018 19:12	MD
1,2-Dibromoethane	BRL	7.7		ug/m3	266593	2	08/31/2018 19:12	MD
1,2-Dichlorobenzene	BRL	6.0		ug/m3	266593	2	08/31/2018 19:12	MD
1,2-Dichloroethane	BRL	4.0		ug/m3	266593	2	08/31/2018 19:12	MD
1,2-Dichloropropane	BRL	4.6		ug/m3	266593	2	08/31/2018 19:12	MD
1,3,5-Trimethylbenzene	BRL	4.9		ug/m3	266593	2	08/31/2018 19:12	MD
1,3-Dichlorobenzene	BRL	6.0		ug/m3	266593	2	08/31/2018 19:12	MD
1,4-Dichlorobenzene	BRL	6.0		ug/m3	266593	2	08/31/2018 19:12	MD
2-Butanone	BRL	2.9		ug/m3	266593	2	08/31/2018 19:12	MD
2-Hexanone	BRL	4.1		ug/m3	266593	2	08/31/2018 19:12	MD
4-Ethyltoluene	BRL	4.9		ug/m3	266593	2	08/31/2018 19:12	MD
4-Methyl-2-pentanone	BRL	4.1		ug/m3	266593	2	08/31/2018 19:12	MD
Benzene	BRL	3.2		ug/m3	266593	2	08/31/2018 19:12	MD
Bromodichloromethane	BRL	6.7		ug/m3	266593	2	08/31/2018 19:12	MD
Bromoform	BRL	10		ug/m3	266593	2	08/31/2018 19:12	MD
Bromomethane	BRL	3.9		ug/m3	266593	2	08/31/2018 19:12	MD
Carbon disulfide	BRL	3.1		ug/m3	266593	2	08/31/2018 19:12	MD
Carbon tetrachloride	BRL	6.3		ug/m3	266593	2	08/31/2018 19:12	MD
Chlorobenzene	BRL	4.6		ug/m3	266593	2	08/31/2018 19:12	MD
Chloroethane	BRL	2.6		ug/m3	266593	2	08/31/2018 19:12	MD
Chloroform	BRL	4.9		ug/m3	266593	2	08/31/2018 19:12	MD
Chloromethane	BRL	2.1		ug/m3	266593	2	08/31/2018 19:12	MD
cis-1,2-Dichloroethene	BRL	4.0		ug/m3	266593	2	08/31/2018 19:12	MD
cis-1,3-Dichloropropene	BRL	4.5		ug/m3	266593	2	08/31/2018 19:12	MD
Dibromochloromethane	BRL	8.5		ug/m3	266593	2	08/31/2018 19:12	MD
Dichlorodifluoromethane	14	4.9		ug/m3	266593	2	08/31/2018 19:12	MD
Ethylbenzene	4.3	4.3		ug/m3	266593	2	08/31/2018 19:12	MD
Freon-113	BRL	7.7		ug/m3	266593	2	08/31/2018 19:12	MD
Freon-114	BRL	7.0		ug/m3	266593	2	08/31/2018 19:12	MD
Hexachlorobutadiene	BRL	11		ug/m3	266593	2	08/31/2018 19:12	MD
m,p-Xylene	32	8.7		ug/m3	266593	2	08/31/2018 19:12	MD
Methylene chloride	BRL	3.5		ug/m3	266593	2	08/31/2018 19:12	MD
o-Xylene	4.8	4.3		ug/m3	266593	2	08/31/2018 19:12	MD
Styrene	17	4.3		ug/m3	266593	2	08/31/2018 19:12	MD
Tetrachloroethene	BRL	6.8		ug/m3	266593	2	08/31/2018 19:12	MD

Qualifiers:

*	Value exceeds maximum contaminant level	E	Estimated (value above quantitation range)
BRL	Below reporting limit	S	Spike Recovery outside limits due to matrix
H	Holding times for preparation or analysis exceeded	Narr	See case narrative
N	Analyte not NELAC certified	NC	Not confirmed
B	Analyte detected in the associated method blank	<	Less than Result value
>	Greater than Result value	J	Estimated value detected below Reporting Limit

Analytical Environmental Services, Inc **TO-15 Report** **Date:** 10-Sep-18

Client:	Environmental Planning Specialists, Inc.	**Client Sample ID:**	18239-VI-029
Project Name:	Rheem	**Collection Date:**	8/27/2018 4:29:00 PM
Lab ID:	1808Q83-014	**Matrix:**	Air

Analyses	Result	Reporting Limit	Qual	Units	BatchID	Dilution Factor	Date Analyzed	Analyst
VOCs in Air by TO-15/TO-14A/AES SOP OA-11051				**(TO-15)**				
Toluene	6.4	3.8		ug/m3	266593	2	08/31/2018 19:12	MD
trans-1,2-Dichloroethene	BRL	4.0		ug/m3	266593	2	08/31/2018 19:12	MD
trans-1,3-Dichloropropene	BRL	4.5		ug/m3	266593	2	08/31/2018 19:12	MD
Trichloroethene	BRL	5.4		ug/m3	266593	2	08/31/2018 19:12	MD
Trichlorofluoromethane	BRL	5.6		ug/m3	266593	2	08/31/2018 19:12	MD
Vinyl chloride	BRL	2.6		ug/m3	266593	2	08/31/2018 19:12	MD
Xylenes, Total	37	13		ug/m3	266593	2	08/31/2018 19:12	MD
Surr: 4-Bromofluorobenzene	95.5	70-130		%REC	266593	2	08/31/2018 19:12	MD

Qualifiers:

*	Value exceeds maximum contaminant level	E	Estimated (value above quantitation range)
BRL	Below reporting limit	S	Spike Recovery outside limits due to matrix
H	Holding times for preparation or analysis exceeded	Narr	See case narrative
N	Analyte not NELAC certified	NC	Not confirmed
B	Analyte detected in the associated method blank	<	Less than Result value
>	Greater than Result value	J	Estimated value detected below Reporting Limit

Analytical Environmental Services, Inc **TO-15 Report** **Date:** 10-Sep-18

Client:	Environmental Planning Specialists, Inc.	**Client Sample ID:**	18239-VI-033
Project Name:	Rheem	**Collection Date:**	8/27/2018 4:57:00 PM
Lab ID:	1808Q83-015	**Matrix:**	Air

Analyses	Result	Reporting Limit	Qual	Units	BatchID	Dilution Factor	Date Analyzed	Analyst
VOCs in Air by TO-15/TO-14A/AES SOP OA-11051				**(TO-15)**				
1,1,1-Trichloroethane	BRL	5.5		ug/m3	266593	2	08/31/2018 19:52	MD
1,1,2,2-Tetrachloroethane	BRL	6.9		ug/m3	266593	2	08/31/2018 19:52	MD
1,1,2-Trichloroethane	BRL	5.5		ug/m3	266593	2	08/31/2018 19:52	MD
1,1-Dichloroethane	BRL	4.0		ug/m3	266593	2	08/31/2018 19:52	MD
1,1-Dichloroethene	BRL	4.0		ug/m3	266593	2	08/31/2018 19:52	MD
1,2,4-Trichlorobenzene	BRL	7.4		ug/m3	266593	2	08/31/2018 19:52	MD
1,2,4-Trimethylbenzene	12	4.9		ug/m3	266593	2	08/31/2018 19:52	MD
1,2-Dibromoethane	BRL	7.7		ug/m3	266593	2	08/31/2018 19:52	MD
1,2-Dichlorobenzene	BRL	6.0		ug/m3	266593	2	08/31/2018 19:52	MD
1,2-Dichloroethane	BRL	4.0		ug/m3	266593	2	08/31/2018 19:52	MD
1,2-Dichloropropane	BRL	4.6		ug/m3	266593	2	08/31/2018 19:52	MD
1,3,5-Trimethylbenzene	BRL	4.9		ug/m3	266593	2	08/31/2018 19:52	MD
1,3-Dichlorobenzene	BRL	6.0		ug/m3	266593	2	08/31/2018 19:52	MD
1,4-Dichlorobenzene	BRL	6.0		ug/m3	266593	2	08/31/2018 19:52	MD
2-Butanone	BRL	2.9		ug/m3	266593	2	08/31/2018 19:52	MD
2-Hexanone	BRL	4.1		ug/m3	266593	2	08/31/2018 19:52	MD
4-Ethyltoluene	BRL	4.9		ug/m3	266593	2	08/31/2018 19:52	MD
4-Methyl-2-pentanone	BRL	4.1		ug/m3	266593	2	08/31/2018 19:52	MD
Benzene	BRL	3.2		ug/m3	266593	2	08/31/2018 19:52	MD
Bromodichloromethane	BRL	6.7		ug/m3	266593	2	08/31/2018 19:52	MD
Bromoform	BRL	10		ug/m3	266593	2	08/31/2018 19:52	MD
Bromomethane	BRL	3.9		ug/m3	266593	2	08/31/2018 19:52	MD
Carbon disulfide	BRL	3.1		ug/m3	266593	2	08/31/2018 19:52	MD
Carbon tetrachloride	BRL	6.3		ug/m3	266593	2	08/31/2018 19:52	MD
Chlorobenzene	BRL	4.6		ug/m3	266593	2	08/31/2018 19:52	MD
Chloroethane	BRL	2.6		ug/m3	266593	2	08/31/2018 19:52	MD
Chloroform	BRL	4.9		ug/m3	266593	2	08/31/2018 19:52	MD
Chloromethane	BRL	2.1		ug/m3	266593	2	08/31/2018 19:52	MD
cis-1,2-Dichloroethene	BRL	4.0		ug/m3	266593	2	08/31/2018 19:52	MD
cis-1,3-Dichloropropene	BRL	4.5		ug/m3	266593	2	08/31/2018 19:52	MD
Dibromochloromethane	BRL	8.5		ug/m3	266593	2	08/31/2018 19:52	MD
Dichlorodifluoromethane	BRL	4.9		ug/m3	266593	2	08/31/2018 19:52	MD
Ethylbenzene	4.8	4.3		ug/m3	266593	2	08/31/2018 19:52	MD
Freon-113	BRL	7.7		ug/m3	266593	2	08/31/2018 19:52	MD
Freon-114	BRL	7.0		ug/m3	266593	2	08/31/2018 19:52	MD
Hexachlorobutadiene	BRL	11		ug/m3	266593	2	08/31/2018 19:52	MD
m,p-Xylene	17	8.7		ug/m3	266593	2	08/31/2018 19:52	MD
Methylene chloride	BRL	3.5		ug/m3	266593	2	08/31/2018 19:52	MD
o-Xylene	7.6	4.3		ug/m3	266593	2	08/31/2018 19:52	MD
Styrene	BRL	4.3		ug/m3	266593	2	08/31/2018 19:52	MD
Tetrachloroethene	34	6.8		ug/m3	266593	2	08/31/2018 19:52	MD

Qualifiers:

*	Value exceeds maximum contaminant level	E	Estimated (value above quantitation range)
BRL	Below reporting limit	S	Spike Recovery outside limits due to matrix
H	Holding times for preparation or analysis exceeded	Narr	See case narrative
N	Analyte not NELAC certified	NC	Not confirmed
B	Analyte detected in the associated method blank	<	Less than Result value
>	Greater than Result value	J	Estimated value detected below Reporting Limit

Analytical Environmental Services, Inc **TO-15 Report** **Date:** 10-Sep-18

Client:	Environmental Planning Specialists, Inc.	**Client Sample ID:**	18239-VI-033
Project Name:	Rheem	**Collection Date:**	8/27/2018 4:57:00 PM
Lab ID:	1808Q83-015	**Matrix:**	Air

Analyses	Result	Reporting Limit	Qual	Units	BatchID	Dilution Factor	Date Analyzed	Analyst
VOCs in Air by TO-15/TO-14A/AES SOP OA-11051				**(TO-15)**				
Toluene	20	3.8		ug/m3	266593	2	08/31/2018 19:52	MD
trans-1,2-Dichloroethene	BRL	4.0		ug/m3	266593	2	08/31/2018 19:52	MD
trans-1,3-Dichloropropene	BRL	4.5		ug/m3	266593	2	08/31/2018 19:52	MD
Trichloroethene	120	5.4		ug/m3	266593	2	08/31/2018 19:52	MD
Trichlorofluoromethane	BRL	5.6		ug/m3	266593	2	08/31/2018 19:52	MD
Vinyl chloride	BRL	2.6		ug/m3	266593	2	08/31/2018 19:52	MD
Xylenes, Total	24	13		ug/m3	266593	2	08/31/2018 19:52	MD
Surr: 4-Bromofluorobenzene	94.5	70-130		%REC	266593	2	08/31/2018 19:52	MD

Qualifiers:

*	Value exceeds maximum contaminant level	E	Estimated (value above quantitation range)
BRL	Below reporting limit	S	Spike Recovery outside limits due to matrix
H	Holding times for preparation or analysis exceeded	Narr	See case narrative
N	Analyte not NELAC certified	NC	Not confirmed
B	Analyte detected in the associated method blank	<	Less than Result value
>	Greater than Result value	J	Estimated value detected below Reporting Limit

Analytical Environmental Services, Inc **TO-15 Report** **Date:** 10-Sep-18

Client:	Environmental Planning Specialists, Inc.	**Client Sample ID:**	18239-VI-037
Project Name:	Rheem	**Collection Date:**	8/27/2018 5:17:00 PM
Lab ID:	1808Q83-016	**Matrix:**	Air

Analyses	Result	Reporting Limit	Qual	Units	BatchID	Dilution Factor	Date Analyzed	Analyst
VOCs in Air by TO-15/TO-14A/AES SOP OA-11051				**(TO-15)**				
1,1,1-Trichloroethane	BRL	5.5		ug/m3	266593	2	08/31/2018 20:32	MD
1,1,2,2-Tetrachloroethane	BRL	6.9		ug/m3	266593	2	08/31/2018 20:32	MD
1,1,2-Trichloroethane	BRL	5.5		ug/m3	266593	2	08/31/2018 20:32	MD
1,1-Dichloroethane	BRL	4.0		ug/m3	266593	2	08/31/2018 20:32	MD
1,1-Dichloroethene	BRL	4.0		ug/m3	266593	2	08/31/2018 20:32	MD
1,2,4-Trichlorobenzene	25	7.4		ug/m3	266593	2	08/31/2018 20:32	MD
1,2,4-Trimethylbenzene	9.6	4.9		ug/m3	266593	2	08/31/2018 20:32	MD
1,2-Dibromoethane	BRL	7.7		ug/m3	266593	2	08/31/2018 20:32	MD
1,2-Dichlorobenzene	BRL	6.0		ug/m3	266593	2	08/31/2018 20:32	MD
1,2-Dichloroethane	BRL	4.0		ug/m3	266593	2	08/31/2018 20:32	MD
1,2-Dichloropropane	BRL	4.6		ug/m3	266593	2	08/31/2018 20:32	MD
1,3,5-Trimethylbenzene	BRL	4.9		ug/m3	266593	2	08/31/2018 20:32	MD
1,3-Dichlorobenzene	6.0	6.0		ug/m3	266593	2	08/31/2018 20:32	MD
1,4-Dichlorobenzene	9.9	6.0		ug/m3	266593	2	08/31/2018 20:32	MD
2-Butanone	BRL	2.9		ug/m3	266593	2	08/31/2018 20:32	MD
2-Hexanone	BRL	4.1		ug/m3	266593	2	08/31/2018 20:32	MD
4-Ethyltoluene	BRL	4.9		ug/m3	266593	2	08/31/2018 20:32	MD
4-Methyl-2-pentanone	BRL	4.1		ug/m3	266593	2	08/31/2018 20:32	MD
Benzene	BRL	3.2		ug/m3	266593	2	08/31/2018 20:32	MD
Bromodichloromethane	BRL	6.7		ug/m3	266593	2	08/31/2018 20:32	MD
Bromoform	BRL	10		ug/m3	266593	2	08/31/2018 20:32	MD
Bromomethane	BRL	3.9		ug/m3	266593	2	08/31/2018 20:32	MD
Carbon disulfide	BRL	3.1		ug/m3	266593	2	08/31/2018 20:32	MD
Carbon tetrachloride	BRL	6.3		ug/m3	266593	2	08/31/2018 20:32	MD
Chlorobenzene	BRL	4.6		ug/m3	266593	2	08/31/2018 20:32	MD
Chloroethane	BRL	2.6		ug/m3	266593	2	08/31/2018 20:32	MD
Chloroform	BRL	4.9		ug/m3	266593	2	08/31/2018 20:32	MD
Chloromethane	BRL	2.1		ug/m3	266593	2	08/31/2018 20:32	MD
cis-1,2-Dichloroethene	BRL	4.0		ug/m3	266593	2	08/31/2018 20:32	MD
cis-1,3-Dichloropropene	BRL	4.5		ug/m3	266593	2	08/31/2018 20:32	MD
Dibromochloromethane	BRL	8.5		ug/m3	266593	2	08/31/2018 20:32	MD
Dichlorodifluoromethane	BRL	4.9		ug/m3	266593	2	08/31/2018 20:32	MD
Ethylbenzene	BRL	4.3		ug/m3	266593	2	08/31/2018 20:32	MD
Freon-113	BRL	7.7		ug/m3	266593	2	08/31/2018 20:32	MD
Freon-114	BRL	7.0		ug/m3	266593	2	08/31/2018 20:32	MD
Hexachlorobutadiene	BRL	11		ug/m3	266593	2	08/31/2018 20:32	MD
m,p-Xylene	11	8.7		ug/m3	266593	2	08/31/2018 20:32	MD
Methylene chloride	BRL	3.5		ug/m3	266593	2	08/31/2018 20:32	MD
o-Xylene	5.2	4.3		ug/m3	266593	2	08/31/2018 20:32	MD
Styrene	BRL	4.3		ug/m3	266593	2	08/31/2018 20:32	MD
Tetrachloroethene	210	6.8		ug/m3	266593	2	08/31/2018 20:32	MD

Qualifiers:

*	Value exceeds maximum contaminant level	E	Estimated (value above quantitation range)
BRL	Below reporting limit	S	Spike Recovery outside limits due to matrix
H	Holding times for preparation or analysis exceeded	Narr	See case narrative
N	Analyte not NELAC certified	NC	Not confirmed
B	Analyte detected in the associated method blank	<	Less than Result value
>	Greater than Result value	J	Estimated value detected below Reporting Limit

Analytical Environmental Services, Inc **TO-15 Report** **Date:** 10-Sep-18

Client:	Environmental Planning Specialists, Inc.	**Client Sample ID:**	18239-VI-037
Project Name:	Rheem	**Collection Date:**	8/27/2018 5:17:00 PM
Lab ID:	1808Q83-016	**Matrix:**	Air

Analyses	Result	Reporting Limit	Qual	Units	BatchID	Dilution Factor	Date Analyzed	Analyst
VOCs in Air by TO-15/TO-14A/AES SOP OA-11051				**(TO-15)**				
Toluene	14	3.8		ug/m3	266593	2	08/31/2018 20:32	MD
trans-1,2-Dichloroethene	BRL	4.0		ug/m3	266593	2	08/31/2018 20:32	MD
trans-1,3-Dichloropropene	BRL	4.5		ug/m3	266593	2	08/31/2018 20:32	MD
Trichloroethene	43	5.4		ug/m3	266593	2	08/31/2018 20:32	MD
Trichlorofluoromethane	BRL	5.6		ug/m3	266593	2	08/31/2018 20:32	MD
Vinyl chloride	BRL	2.6		ug/m3	266593	2	08/31/2018 20:32	MD
Xylenes, Total	16	13		ug/m3	266593	2	08/31/2018 20:32	MD
Surr: 4-Bromofluorobenzene	92.8	70-130		%REC	266593	2	08/31/2018 20:32	MD

Qualifiers:

*	Value exceeds maximum contaminant level	E	Estimated (value above quantitation range)
BRL	Below reporting limit	S	Spike Recovery outside limits due to matrix
H	Holding times for preparation or analysis exceeded	Narr	See case narrative
N	Analyte not NELAC certified	NC	Not confirmed
B	Analyte detected in the associated method blank	<	Less than Result value
>	Greater than Result value	J	Estimated value detected below Reporting Limit

Analytical Environmental Services, Inc **TO-15 Report** **Date:** 10-Sep-18

Client:	Environmental Planning Specialists, Inc.	**Client Sample ID:**	18239-VI-018
Project Name:	Rheem	**Collection Date:**	8/28/2018 8:26:00 AM
Lab ID:	1808Q83-017	**Matrix:**	Air

Analyses	Result	Reporting Limit	Qual	Units	BatchID	Dilution Factor	Date Analyzed	Analyst
VOCs in Air by TO-15/TO-14A/AES SOP OA-11051				**(TO-15)**				
1,1,1-Trichloroethane	BRL	5.5		ug/m3	266593	2	08/31/2018 21:12	MD
1,1,2,2-Tetrachloroethane	BRL	6.9		ug/m3	266593	2	08/31/2018 21:12	MD
1,1,2-Trichloroethane	BRL	5.5		ug/m3	266593	2	08/31/2018 21:12	MD
1,1-Dichloroethane	BRL	4.0		ug/m3	266593	2	08/31/2018 21:12	MD
1,1-Dichloroethene	BRL	4.0		ug/m3	266593	2	08/31/2018 21:12	MD
1,2,4-Trichlorobenzene	BRL	7.4		ug/m3	266593	2	08/31/2018 21:12	MD
1,2,4-Trimethylbenzene	13	4.9		ug/m3	266593	2	08/31/2018 21:12	MD
1,2-Dibromoethane	BRL	7.7		ug/m3	266593	2	08/31/2018 21:12	MD
1,2-Dichlorobenzene	BRL	6.0		ug/m3	266593	2	08/31/2018 21:12	MD
1,2-Dichloroethane	BRL	4.0		ug/m3	266593	2	08/31/2018 21:12	MD
1,2-Dichloropropane	BRL	4.6		ug/m3	266593	2	08/31/2018 21:12	MD
1,3,5-Trimethylbenzene	BRL	4.9		ug/m3	266593	2	08/31/2018 21:12	MD
1,3-Dichlorobenzene	BRL	6.0		ug/m3	266593	2	08/31/2018 21:12	MD
1,4-Dichlorobenzene	BRL	6.0		ug/m3	266593	2	08/31/2018 21:12	MD
2-Butanone	BRL	2.9		ug/m3	266593	2	08/31/2018 21:12	MD
2-Hexanone	BRL	4.1		ug/m3	266593	2	08/31/2018 21:12	MD
4-Ethyltoluene	BRL	4.9		ug/m3	266593	2	08/31/2018 21:12	MD
4-Methyl-2-pentanone	BRL	4.1		ug/m3	266593	2	08/31/2018 21:12	MD
Benzene	8.9	3.2		ug/m3	266593	2	08/31/2018 21:12	MD
Bromodichloromethane	BRL	6.7		ug/m3	266593	2	08/31/2018 21:12	MD
Bromoform	BRL	10		ug/m3	266593	2	08/31/2018 21:12	MD
Bromomethane	BRL	3.9		ug/m3	266593	2	08/31/2018 21:12	MD
Carbon disulfide	BRL	3.1		ug/m3	266593	2	08/31/2018 21:12	MD
Carbon tetrachloride	BRL	6.3		ug/m3	266593	2	08/31/2018 21:12	MD
Chlorobenzene	BRL	4.6		ug/m3	266593	2	08/31/2018 21:12	MD
Chloroethane	BRL	2.6		ug/m3	266593	2	08/31/2018 21:12	MD
Chloroform	BRL	4.9		ug/m3	266593	2	08/31/2018 21:12	MD
Chloromethane	BRL	2.1		ug/m3	266593	2	08/31/2018 21:12	MD
cis-1,2-Dichloroethene	BRL	4.0		ug/m3	266593	2	08/31/2018 21:12	MD
cis-1,3-Dichloropropene	BRL	4.5		ug/m3	266593	2	08/31/2018 21:12	MD
Dibromochloromethane	BRL	8.5		ug/m3	266593	2	08/31/2018 21:12	MD
Dichlorodifluoromethane	BRL	4.9		ug/m3	266593	2	08/31/2018 21:12	MD
Ethylbenzene	11	4.3		ug/m3	266593	2	08/31/2018 21:12	MD
Freon-113	BRL	7.7		ug/m3	266593	2	08/31/2018 21:12	MD
Freon-114	BRL	7.0		ug/m3	266593	2	08/31/2018 21:12	MD
Hexachlorobutadiene	BRL	11		ug/m3	266593	2	08/31/2018 21:12	MD
m,p-Xylene	33	8.7		ug/m3	266593	2	08/31/2018 21:12	MD
Methylene chloride	BRL	3.5		ug/m3	266593	2	08/31/2018 21:12	MD
o-Xylene	14	4.3		ug/m3	266593	2	08/31/2018 21:12	MD
Styrene	BRL	4.3		ug/m3	266593	2	08/31/2018 21:12	MD
Tetrachloroethene	42	6.8		ug/m3	266593	2	08/31/2018 21:12	MD

Qualifiers:

*	Value exceeds maximum contaminant level	E	Estimated (value above quantitation range)
BRL	Below reporting limit	S	Spike Recovery outside limits due to matrix
H	Holding times for preparation or analysis exceeded	Narr	See case narrative
N	Analyte not NELAC certified	NC	Not confirmed
B	Analyte detected in the associated method blank	<	Less than Result value
>	Greater than Result value	J	Estimated value detected below Reporting Limit

Analytical Environmental Services, Inc **TO-15 Report** **Date:** 10-Sep-18

Client:	Environmental Planning Specialists, Inc.	**Client Sample ID:**	18239-VI-018
Project Name:	Rheem	**Collection Date:**	8/28/2018 8:26:00 AM
Lab ID:	1808Q83-017	**Matrix:**	Air

Analyses	Result	Reporting Limit	Qual	Units	BatchID	Dilution Factor	Date Analyzed	Analyst
VOCs in Air by TO-15/TO-14A/AES SOP OA-11051				**(TO-15)**				
Toluene	74	3.8		ug/m3	266593	2	08/31/2018 21:12	MD
trans-1,2-Dichloroethene	BRL	4.0		ug/m3	266593	2	08/31/2018 21:12	MD
trans-1,3-Dichloropropene	BRL	4.5		ug/m3	266593	2	08/31/2018 21:12	MD
Trichloroethene	30	5.4		ug/m3	266593	2	08/31/2018 21:12	MD
Trichlorofluoromethane	BRL	5.6		ug/m3	266593	2	08/31/2018 21:12	MD
Vinyl chloride	BRL	2.6		ug/m3	266593	2	08/31/2018 21:12	MD
Xylenes, Total	46	13		ug/m3	266593	2	08/31/2018 21:12	MD
Surr: 4-Bromofluorobenzene	93.5	70-130		%REC	266593	2	08/31/2018 21:12	MD

Qualifiers:

*	Value exceeds maximum contaminant level	E	Estimated (value above quantitation range)
BRL	Below reporting limit	S	Spike Recovery outside limits due to matrix
H	Holding times for preparation or analysis exceeded	Narr	See case narrative
N	Analyte not NELAC certified	NC	Not confirmed
B	Analyte detected in the associated method blank	<	Less than Result value
>	Greater than Result value	J	Estimated value detected below Reporting Limit

Analytical Environmental Services, Inc **TO-15 Report** **Date:** 10-Sep-18

Client:	Environmental Planning Specialists, Inc.	**Client Sample ID:**	18239-VI-031
Project Name:	Rheem	**Collection Date:**	8/28/2018 8:44:00 AM
Lab ID:	1808Q83-018	**Matrix:**	Air

Analyses	Result	Reporting Limit	Qual	Units	BatchID	Dilution Factor	Date Analyzed	Analyst
VOCs in Air by TO-15/TO-14A/AES SOP OA-11051				**(TO-15)**				
1,1,1-Trichloroethane	6.5	5.5		ug/m3	266593	2	08/31/2018 21:52	MD
1,1,2,2-Tetrachloroethane	BRL	6.9		ug/m3	266593	2	08/31/2018 21:52	MD
1,1,2-Trichloroethane	BRL	5.5		ug/m3	266593	2	08/31/2018 21:52	MD
1,1-Dichloroethane	BRL	4.0		ug/m3	266593	2	08/31/2018 21:52	MD
1,1-Dichloroethene	BRL	4.0		ug/m3	266593	2	08/31/2018 21:52	MD
1,2,4-Trichlorobenzene	BRL	7.4		ug/m3	266593	2	08/31/2018 21:52	MD
1,2,4-Trimethylbenzene	16	4.9		ug/m3	266593	2	08/31/2018 21:52	MD
1,2-Dibromoethane	BRL	7.7		ug/m3	266593	2	08/31/2018 21:52	MD
1,2-Dichlorobenzene	7.8	6.0		ug/m3	266593	2	08/31/2018 21:52	MD
1,2-Dichloroethane	BRL	4.0		ug/m3	266593	2	08/31/2018 21:52	MD
1,2-Dichloropropane	BRL	4.6		ug/m3	266593	2	08/31/2018 21:52	MD
1,3,5-Trimethylbenzene	4.9	4.9		ug/m3	266593	2	08/31/2018 21:52	MD
1,3-Dichlorobenzene	BRL	6.0		ug/m3	266593	2	08/31/2018 21:52	MD
1,4-Dichlorobenzene	BRL	6.0		ug/m3	266593	2	08/31/2018 21:52	MD
2-Butanone	BRL	2.9		ug/m3	266593	2	08/31/2018 21:52	MD
2-Hexanone	BRL	4.1		ug/m3	266593	2	08/31/2018 21:52	MD
4-Ethyltoluene	6.6	4.9		ug/m3	266593	2	08/31/2018 21:52	MD
4-Methyl-2-pentanone	BRL	4.1		ug/m3	266593	2	08/31/2018 21:52	MD
Benzene	10	3.2		ug/m3	266593	2	08/31/2018 21:52	MD
Bromodichloromethane	BRL	6.7		ug/m3	266593	2	08/31/2018 21:52	MD
Bromoform	BRL	10		ug/m3	266593	2	08/31/2018 21:52	MD
Bromomethane	BRL	3.9		ug/m3	266593	2	08/31/2018 21:52	MD
Carbon disulfide	BRL	3.1		ug/m3	266593	2	08/31/2018 21:52	MD
Carbon tetrachloride	BRL	6.3		ug/m3	266593	2	08/31/2018 21:52	MD
Chlorobenzene	6.0	4.6		ug/m3	266593	2	08/31/2018 21:52	MD
Chloroethane	BRL	2.6		ug/m3	266593	2	08/31/2018 21:52	MD
Chloroform	5.9	4.9		ug/m3	266593	2	08/31/2018 21:52	MD
Chloromethane	BRL	2.1		ug/m3	266593	2	08/31/2018 21:52	MD
cis-1,2-Dichloroethene	43	4.0		ug/m3	266593	2	08/31/2018 21:52	MD
cis-1,3-Dichloropropene	BRL	4.5		ug/m3	266593	2	08/31/2018 21:52	MD
Dibromochloromethane	BRL	8.5		ug/m3	266593	2	08/31/2018 21:52	MD
Dichlorodifluoromethane	BRL	4.9		ug/m3	266593	2	08/31/2018 21:52	MD
Ethylbenzene	15	4.3		ug/m3	266593	2	08/31/2018 21:52	MD
Freon-113	BRL	7.7		ug/m3	266593	2	08/31/2018 21:52	MD
Freon-114	BRL	7.0		ug/m3	266593	2	08/31/2018 21:52	MD
Hexachlorobutadiene	BRL	11		ug/m3	266593	2	08/31/2018 21:52	MD
m,p-Xylene	44	8.7		ug/m3	266593	2	08/31/2018 21:52	MD
Methylene chloride	BRL	3.5		ug/m3	266593	2	08/31/2018 21:52	MD
o-Xylene	18	4.3		ug/m3	266593	2	08/31/2018 21:52	MD
Styrene	BRL	4.3		ug/m3	266593	2	08/31/2018 21:52	MD
Tetrachloroethene	42	6.8		ug/m3	266593	2	08/31/2018 21:52	MD

Qualifiers:

- * Value exceeds maximum contaminant level
- BRL Below reporting limit
- H Holding times for preparation or analysis exceeded
- N Analyte not NELAC certified
- B Analyte detected in the associated method blank
- > Greater than Result value
- E Estimated (value above quantitation range)
- S Spike Recovery outside limits due to matrix
- Narr See case narrative
- NC Not confirmed
- < Less than Result value
- J Estimated value detected below Reporting Limit

Analytical Environmental Services, Inc **TO-15 Report** **Date:** 10-Sep-18

Client:	Environmental Planning Specialists, Inc.	**Client Sample ID:**	18239-VI-031
Project Name:	Rheem	**Collection Date:**	8/28/2018 8:44:00 AM
Lab ID:	1808Q83-018	**Matrix:**	Air

Analyses	Result	Reporting Limit	Qual	Units	BatchID	Dilution Factor	Date Analyzed	Analyst
VOCs in Air by TO-15/TO-14A/AES SOP OA-11051				**(TO-15)**				
Toluene	99	3.8		ug/m3	266593	2	08/31/2018 21:52	MD
trans-1,2-Dichloroethene	BRL	4.0		ug/m3	266593	2	08/31/2018 21:52	MD
trans-1,3-Dichloropropene	BRL	4.5		ug/m3	266593	2	08/31/2018 21:52	MD
Trichloroethene	5100	210		ug/m3	266593	2	08/31/2018 01:20	MD
Trichlorofluoromethane	BRL	5.6		ug/m3	266593	2	08/31/2018 21:52	MD
Vinyl chloride	BRL	2.6		ug/m3	266593	2	08/31/2018 21:52	MD
Xylenes, Total	63	13		ug/m3	266593	2	08/31/2018 21:52	MD
Surr: 4-Bromofluorobenzene	93.2	70-130		%REC	266593	2	08/31/2018 21:52	MD
Surr: 4-Bromofluorobenzene	93.5	70-130		%REC	266593	2	08/31/2018 01:20	MD

Qualifiers:

*	Value exceeds maximum contaminant level	E	Estimated (value above quantitation range)
BRL	Below reporting limit	S	Spike Recovery outside limits due to matrix
H	Holding times for preparation or analysis exceeded	Narr	See case narrative
N	Analyte not NELAC certified	NC	Not confirmed
B	Analyte detected in the associated method blank	<	Less than Result value
>	Greater than Result value	J	Estimated value detected below Reporting Limit

Analytical Environmental Services, Inc **TO-15 Report** **Date:** 10-Sep-18

Client:	Environmental Planning Specialists, Inc.	**Client Sample ID:**	18239-VI-021
Project Name:	Rheem	**Collection Date:**	8/28/2018 9:02:00 AM
Lab ID:	1808Q83-019	**Matrix:**	Air

Analyses	Result	Reporting Limit	Qual	Units	BatchID	Dilution Factor	Date Analyzed	Analyst
VOCs in Air by TO-15/TO-14A/AES SOP OA-11051				**(TO-15)**				
1,1,1-Trichloroethane	160	5.5		ug/m3	266593	2	08/31/2018 22:32	MD
1,1,2,2-Tetrachloroethane	BRL	6.9		ug/m3	266593	2	08/31/2018 22:32	MD
1,1,2-Trichloroethane	BRL	5.5		ug/m3	266593	2	08/31/2018 22:32	MD
1,1-Dichloroethane	16	4.0		ug/m3	266593	2	08/31/2018 22:32	MD
1,1-Dichloroethene	18	4.0		ug/m3	266593	2	08/31/2018 22:32	MD
1,2,4-Trichlorobenzene	BRL	7.4		ug/m3	266593	2	08/31/2018 22:32	MD
1,2,4-Trimethylbenzene	16	4.9		ug/m3	266593	2	08/31/2018 22:32	MD
1,2-Dibromoethane	BRL	7.7		ug/m3	266593	2	08/31/2018 22:32	MD
1,2-Dichlorobenzene	BRL	6.0		ug/m3	266593	2	08/31/2018 22:32	MD
1,2-Dichloroethane	BRL	4.0		ug/m3	266593	2	08/31/2018 22:32	MD
1,2-Dichloropropane	BRL	4.6		ug/m3	266593	2	08/31/2018 22:32	MD
1,3,5-Trimethylbenzene	5.2	4.9		ug/m3	266593	2	08/31/2018 22:32	MD
1,3-Dichlorobenzene	BRL	6.0		ug/m3	266593	2	08/31/2018 22:32	MD
1,4-Dichlorobenzene	BRL	6.0		ug/m3	266593	2	08/31/2018 22:32	MD
2-Butanone	BRL	2.9		ug/m3	266593	2	08/31/2018 22:32	MD
2-Hexanone	BRL	4.1		ug/m3	266593	2	08/31/2018 22:32	MD
4-Ethyltoluene	7.1	4.9		ug/m3	266593	2	08/31/2018 22:32	MD
4-Methyl-2-pentanone	BRL	4.1		ug/m3	266593	2	08/31/2018 22:32	MD
Benzene	16	3.2		ug/m3	266593	2	08/31/2018 22:32	MD
Bromodichloromethane	BRL	6.7		ug/m3	266593	2	08/31/2018 22:32	MD
Bromoform	BRL	10		ug/m3	266593	2	08/31/2018 22:32	MD
Bromomethane	BRL	3.9		ug/m3	266593	2	08/31/2018 22:32	MD
Carbon disulfide	BRL	3.1		ug/m3	266593	2	08/31/2018 22:32	MD
Carbon tetrachloride	BRL	6.3		ug/m3	266593	2	08/31/2018 22:32	MD
Chlorobenzene	BRL	4.6		ug/m3	266593	2	08/31/2018 22:32	MD
Chloroethane	BRL	2.6		ug/m3	266593	2	08/31/2018 22:32	MD
Chloroform	21	4.9		ug/m3	266593	2	08/31/2018 22:32	MD
Chloromethane	BRL	2.1		ug/m3	266593	2	08/31/2018 22:32	MD
cis-1,2-Dichloroethene	BRL	4.0		ug/m3	266593	2	08/31/2018 22:32	MD
cis-1,3-Dichloropropene	BRL	4.5		ug/m3	266593	2	08/31/2018 22:32	MD
Dibromochloromethane	BRL	8.5		ug/m3	266593	2	08/31/2018 22:32	MD
Dichlorodifluoromethane	BRL	4.9		ug/m3	266593	2	08/31/2018 22:32	MD
Ethylbenzene	70	4.3		ug/m3	266593	2	08/31/2018 22:32	MD
Freon-113	BRL	7.7		ug/m3	266593	2	08/31/2018 22:32	MD
Freon-114	BRL	7.0		ug/m3	266593	2	08/31/2018 22:32	MD
Hexachlorobutadiene	BRL	11		ug/m3	266593	2	08/31/2018 22:32	MD
m,p-Xylene	100	8.7		ug/m3	266593	2	08/31/2018 22:32	MD
Methylene chloride	BRL	3.5		ug/m3	266593	2	08/31/2018 22:32	MD
o-Xylene	89	4.3		ug/m3	266593	2	08/31/2018 22:32	MD
Styrene	BRL	4.3		ug/m3	266593	2	08/31/2018 22:32	MD
Tetrachloroethene	9900	270		ug/m3	266593	2	08/31/2018 01:58	MD

Qualifiers:

*	Value exceeds maximum contaminant level	E	Estimated (value above quantitation range)
BRL	Below reporting limit	S	Spike Recovery outside limits due to matrix
H	Holding times for preparation or analysis exceeded	Narr	See case narrative
N	Analyte not NELAC certified	NC	Not confirmed
B	Analyte detected in the associated method blank	<	Less than Result value
>	Greater than Result value	J	Estimated value detected below Reporting Limit

Analytical Environmental Services, Inc **TO-15 Report** **Date:** 10-Sep-18

Client:	Environmental Planning Specialists, Inc.	**Client Sample ID:**	18239-VI-021
Project Name:	Rheem	**Collection Date:**	8/28/2018 9:02:00 AM
Lab ID:	1808Q83-019	**Matrix:**	Air

Analyses	Result	Reporting Limit	Qual	Units	BatchID	Dilution Factor	Date Analyzed	Analyst
VOCs in Air by TO-15/TO-14A/AES SOP OA-11051				**(TO-15)**				
Toluene	110	3.8		ug/m3	266593	2	08/31/2018 22:32	MD
trans-1,2-Dichloroethene	BRL	4.0		ug/m3	266593	2	08/31/2018 22:32	MD
trans-1,3-Dichloropropene	BRL	4.5		ug/m3	266593	2	08/31/2018 22:32	MD
Trichloroethene	2600	210		ug/m3	266593	2	08/31/2018 01:58	MD
Trichlorofluoromethane	BRL	5.6		ug/m3	266593	2	08/31/2018 22:32	MD
Vinyl chloride	BRL	2.6		ug/m3	266593	2	08/31/2018 22:32	MD
Xylenes, Total	190	13		ug/m3	266593	2	08/31/2018 22:32	MD
Surr: 4-Bromofluorobenzene	95	70-130		%REC	266593	2	08/31/2018 22:32	MD
Surr: 4-Bromofluorobenzene	93.5	70-130		%REC	266593	2	08/31/2018 01:58	MD

Qualifiers:

*	Value exceeds maximum contaminant level	E	Estimated (value above quantitation range)
BRL	Below reporting limit	S	Spike Recovery outside limits due to matrix
H	Holding times for preparation or analysis exceeded	Narr	See case narrative
N	Analyte not NELAC certified	NC	Not confirmed
B	Analyte detected in the associated method blank	<	Less than Result value
>	Greater than Result value	J	Estimated value detected below Reporting Limit

Analytical Environmental Services, Inc **TO-15 Report** **Date:** 10-Sep-18

Client:	Environmental Planning Specialists, Inc.	**Client Sample ID:**	18239-VI-045
Project Name:	Rheem	**Collection Date:**	8/28/2018 9:43:00 AM
Lab ID:	1808Q83-020	**Matrix:**	Air

Analyses	Result	Reporting Limit	Qual	Units	BatchID	Dilution Factor	Date Analyzed	Analyst
VOCs in Air by TO-15/TO-14A/AES SOP OA-11051				**(TO-15)**				
1,1,1-Trichloroethane	8800	220		ug/m3	266593	2	09/04/2018 19:08	MD
1,1,2,2-Tetrachloroethane	BRL	6.9		ug/m3	266593	2	09/04/2018 18:29	MD
1,1,2-Trichloroethane	BRL	5.5		ug/m3	266593	2	09/04/2018 18:29	MD
1,1-Dichloroethane	630	4.0		ug/m3	266593	2	09/04/2018 18:29	MD
1,1-Dichloroethene	480000	19000		ug/m3	266593	240	09/06/2018 16:36	MD
1,2,4-Trichlorobenzene	BRL	7.4		ug/m3	266593	2	09/04/2018 18:29	MD
1,2,4-Trimethylbenzene	11	4.9		ug/m3	266593	2	09/04/2018 18:29	MD
1,2-Dibromoethane	BRL	7.7		ug/m3	266593	2	09/04/2018 18:29	MD
1,2-Dichlorobenzene	BRL	6.0		ug/m3	266593	2	09/04/2018 18:29	MD
1,2-Dichloroethane	BRL	4.0		ug/m3	266593	2	09/04/2018 18:29	MD
1,2-Dichloropropane	BRL	4.6		ug/m3	266593	2	09/04/2018 18:29	MD
1,3,5-Trimethylbenzene	BRL	4.9		ug/m3	266593	2	09/04/2018 18:29	MD
1,3-Dichlorobenzene	BRL	6.0		ug/m3	266593	2	09/04/2018 18:29	MD
1,4-Dichlorobenzene	BRL	6.0		ug/m3	266593	2	09/04/2018 18:29	MD
2-Butanone	BRL	2.9		ug/m3	266593	2	09/04/2018 18:29	MD
2-Hexanone	BRL	4.1		ug/m3	266593	2	09/04/2018 18:29	MD
4-Ethyltoluene	BRL	4.9		ug/m3	266593	2	09/04/2018 18:29	MD
4-Methyl-2-pentanone	BRL	4.1		ug/m3	266593	2	09/04/2018 18:29	MD
Benzene	8.8	3.2		ug/m3	266593	2	09/04/2018 18:29	MD
Bromodichloromethane	BRL	6.7		ug/m3	266593	2	09/04/2018 18:29	MD
Bromoform	BRL	10		ug/m3	266593	2	09/04/2018 18:29	MD
Bromomethane	BRL	3.9		ug/m3	266593	2	09/04/2018 18:29	MD
Carbon disulfide	BRL	3.1		ug/m3	266593	2	09/04/2018 18:29	MD
Carbon tetrachloride	BRL	6.3		ug/m3	266593	2	09/04/2018 18:29	MD
Chlorobenzene	BRL	4.6		ug/m3	266593	2	09/04/2018 18:29	MD
Chloroethane	BRL	2.6		ug/m3	266593	2	09/04/2018 18:29	MD
Chloroform	99	4.9		ug/m3	266593	2	09/04/2018 18:29	MD
Chloromethane	BRL	2.1		ug/m3	266593	2	09/04/2018 18:29	MD
cis-1,2-Dichloroethene	130	4.0		ug/m3	266593	2	09/04/2018 18:29	MD
cis-1,3-Dichloropropene	BRL	4.5		ug/m3	266593	2	09/04/2018 18:29	MD
Dibromochloromethane	BRL	8.5		ug/m3	266593	2	09/04/2018 18:29	MD
Dichlorodifluoromethane	6.9	4.9		ug/m3	266593	2	09/04/2018 18:29	MD
Ethylbenzene	5.9	4.3		ug/m3	266593	2	09/04/2018 18:29	MD
Freon-113	BRL	7.7		ug/m3	266593	2	09/04/2018 18:29	MD
Freon-114	BRL	7.0		ug/m3	266593	2	09/04/2018 18:29	MD
Hexachlorobutadiene	BRL	11		ug/m3	266593	2	09/04/2018 18:29	MD
m,p-Xylene	31	8.7		ug/m3	266593	2	09/04/2018 18:29	MD
Methylene chloride	BRL	3.5		ug/m3	266593	2	09/04/2018 18:29	MD
o-Xylene	7.8	4.3		ug/m3	266593	2	09/04/2018 18:29	MD
Styrene	6.0	4.3		ug/m3	266593	2	09/04/2018 18:29	MD
Tetrachloroethene	18000	270		ug/m3	266593	2	09/04/2018 19:08	MD

Qualifiers:

*	Value exceeds maximum contaminant level	E	Estimated (value above quantitation range)
BRL	Below reporting limit	S	Spike Recovery outside limits due to matrix
H	Holding times for preparation or analysis exceeded	Narr	See case narrative
N	Analyte not NELAC certified	NC	Not confirmed
B	Analyte detected in the associated method blank	<	Less than Result value
>	Greater than Result value	J	Estimated value detected below Reporting Limit

Analytical Environmental Services, Inc **TO-15 Report** **Date:** 10-Sep-18

Client:	Environmental Planning Specialists, Inc.	**Client Sample ID:**	18239-VI-045
Project Name:	Rheem	**Collection Date:**	8/28/2018 9:43:00 AM
Lab ID:	1808Q83-020	**Matrix:**	Air

Analyses	Result	Reporting Limit	Qual	Units	BatchID	Dilution Factor	Date Analyzed	Analyst
VOCs in Air by TO-15/TO-14A/AES SOP OA-11051				**(TO-15)**				
Toluene	33	3.8		ug/m3	266593	2	09/04/2018 18:29	MD
trans-1,2-Dichloroethene	20	4.0		ug/m3	266593	2	09/04/2018 18:29	MD
trans-1,3-Dichloropropene	BRL	4.5		ug/m3	266593	2	09/04/2018 18:29	MD
Trichloroethene	4200	210		ug/m3	266593	2	09/04/2018 19:08	MD
Trichlorofluoromethane	BRL	5.6		ug/m3	266593	2	09/04/2018 18:29	MD
Vinyl chloride	BRL	2.6		ug/m3	266593	2	09/04/2018 18:29	MD
Xylenes, Total	39	13		ug/m3	266593	2	09/04/2018 18:29	MD
Surr: 4-Bromofluorobenzene	95.5	70-130		%REC	266593	2	09/04/2018 18:29	MD
Surr: 4-Bromofluorobenzene	92.5	70-130		%REC	266593	2	09/04/2018 19:08	MD
Surr: 4-Bromofluorobenzene	88.8	70-130		%REC	266593	240	09/06/2018 16:36	MD

Qualifiers:

*	Value exceeds maximum contaminant level	E	Estimated (value above quantitation range)
BRL	Below reporting limit	S	Spike Recovery outside limits due to matrix
H	Holding times for preparation or analysis exceeded	Narr	See case narrative
N	Analyte not NELAC certified	NC	Not confirmed
B	Analyte detected in the associated method blank	<	Less than Result value
>	Greater than Result value	J	Estimated value detected below Reporting Limit

Analytical Environmental Services, Inc **TO-15 Report** **Date:** 10-Sep-18

Client:	Environmental Planning Specialists, Inc.	**Client Sample ID:**	18239-VI-043
Project Name:	Rheem	**Collection Date:**	8/28/2018 10:20:00 AM
Lab ID:	1808Q83-021	**Matrix:**	Air

Analyses	Result	Reporting Limit	Qual	Units	BatchID	Dilution Factor	Date Analyzed	Analyst
VOCs in Air by TO-15/TO-14A/AES SOP OA-11051				**(TO-15)**				
1,1,1-Trichloroethane	42	5.5		ug/m3	266593	2	09/06/2018 15:58	MD
1,1,2,2-Tetrachloroethane	BRL	6.9		ug/m3	266593	2	09/06/2018 15:58	MD
1,1,2-Trichloroethane	BRL	5.5		ug/m3	266593	2	09/06/2018 15:58	MD
1,1-Dichloroethane	BRL	4.0		ug/m3	266593	2	09/06/2018 15:58	MD
1,1-Dichloroethene	170	4.0		ug/m3	266593	2	09/06/2018 15:58	MD
1,2,4-Trichlorobenzene	BRL	7.4		ug/m3	266593	2	09/06/2018 15:58	MD
1,2,4-Trimethylbenzene	15	4.9		ug/m3	266593	2	09/06/2018 15:58	MD
1,2-Dibromoethane	BRL	7.7		ug/m3	266593	2	09/06/2018 15:58	MD
1,2-Dichlorobenzene	BRL	6.0		ug/m3	266593	2	09/06/2018 15:58	MD
1,2-Dichloroethane	BRL	4.0		ug/m3	266593	2	09/06/2018 15:58	MD
1,2-Dichloropropane	BRL	4.6		ug/m3	266593	2	09/06/2018 15:58	MD
1,3,5-Trimethylbenzene	5.2	4.9		ug/m3	266593	2	09/06/2018 15:58	MD
1,3-Dichlorobenzene	BRL	6.0		ug/m3	266593	2	09/06/2018 15:58	MD
1,4-Dichlorobenzene	BRL	6.0		ug/m3	266593	2	09/06/2018 15:58	MD
2-Butanone	BRL	2.9		ug/m3	266593	2	09/06/2018 15:58	MD
2-Hexanone	BRL	4.1		ug/m3	266593	2	09/06/2018 15:58	MD
4-Ethyltoluene	BRL	4.9		ug/m3	266593	2	09/06/2018 15:58	MD
4-Methyl-2-pentanone	BRL	4.1		ug/m3	266593	2	09/06/2018 15:58	MD
Benzene	12	3.2		ug/m3	266593	2	09/06/2018 15:58	MD
Bromodichloromethane	BRL	6.7		ug/m3	266593	2	09/06/2018 15:58	MD
Bromoform	BRL	10		ug/m3	266593	2	09/06/2018 15:58	MD
Bromomethane	BRL	3.9		ug/m3	266593	2	09/06/2018 15:58	MD
Carbon disulfide	BRL	3.1		ug/m3	266593	2	09/06/2018 15:58	MD
Carbon tetrachloride	BRL	6.3		ug/m3	266593	2	09/06/2018 15:58	MD
Chlorobenzene	BRL	4.6		ug/m3	266593	2	09/06/2018 15:58	MD
Chloroethane	BRL	2.6		ug/m3	266593	2	09/06/2018 15:58	MD
Chloroform	110	4.9		ug/m3	266593	2	09/06/2018 15:58	MD
Chloromethane	BRL	2.1		ug/m3	266593	2	09/06/2018 15:58	MD
cis-1,2-Dichloroethene	BRL	4.0		ug/m3	266593	2	09/06/2018 15:58	MD
cis-1,3-Dichloropropene	BRL	4.5		ug/m3	266593	2	09/06/2018 15:58	MD
Dibromochloromethane	BRL	8.5		ug/m3	266593	2	09/06/2018 15:58	MD
Dichlorodifluoromethane	BRL	4.9		ug/m3	266593	2	09/06/2018 15:58	MD
Ethylbenzene	17	4.3		ug/m3	266593	2	09/06/2018 15:58	MD
Freon-113	BRL	7.7		ug/m3	266593	2	09/06/2018 15:58	MD
Freon-114	BRL	7.0		ug/m3	266593	2	09/06/2018 15:58	MD
Hexachlorobutadiene	BRL	11		ug/m3	266593	2	09/06/2018 15:58	MD
m,p-Xylene	52	8.7		ug/m3	266593	2	09/06/2018 15:58	MD
Methylene chloride	BRL	3.5		ug/m3	266593	2	09/06/2018 15:58	MD
o-Xylene	24	4.3		ug/m3	266593	2	09/06/2018 15:58	MD
Styrene	BRL	4.3		ug/m3	266593	2	09/06/2018 15:58	MD
Tetrachloroethene	2400	270		ug/m3	266593	2	09/04/2018 19:46	MD

Qualifiers:

- * Value exceeds maximum contaminant level
- BRL Below reporting limit
- H Holding times for preparation or analysis exceeded
- N Analyte not NELAC certified
- B Analyte detected in the associated method blank
- > Greater than Result value
- E Estimated (value above quantitation range)
- S Spike Recovery outside limits due to matrix
- Narr See case narrative
- NC Not confirmed
- < Less than Result value
- J Estimated value detected below Reporting Limit

Analytical Environmental Services, Inc **TO-15 Report** **Date:** 10-Sep-18

Client:	Environmental Planning Specialists, Inc.	**Client Sample ID:**	18239-VI-043
Project Name:	Rheem	**Collection Date:**	8/28/2018 10:20:00 AM
Lab ID:	1808Q83-021	**Matrix:**	Air

Analyses	Result	Reporting Limit	Qual	Units	BatchID	Dilution Factor	Date Analyzed	Analyst
VOCs in Air by TO-15/TO-14A/AES SOP OA-11051				**(TO-15)**				
Toluene	93	3.8		ug/m3	266593	2	09/06/2018 15:58	MD
trans-1,2-Dichloroethene	BRL	4.0		ug/m3	266593	2	09/06/2018 15:58	MD
trans-1,3-Dichloropropene	BRL	4.5		ug/m3	266593	2	09/06/2018 15:58	MD
Trichloroethene	12000	210		ug/m3	266593	2	09/04/2018 19:46	MD
Trichlorofluoromethane	BRL	5.6		ug/m3	266593	2	09/06/2018 15:58	MD
Vinyl chloride	BRL	2.6		ug/m3	266593	2	09/06/2018 15:58	MD
Xylenes, Total	76	13		ug/m3	266593	2	09/06/2018 15:58	MD
Surr: 4-Bromofluorobenzene	93.5	70-130		%REC	266593	2	09/06/2018 15:58	MD
Surr: 4-Bromofluorobenzene	93	70-130		%REC	266593	2	09/04/2018 19:46	MD

Qualifiers:

*	Value exceeds maximum contaminant level	E	Estimated (value above quantitation range)
BRL	Below reporting limit	S	Spike Recovery outside limits due to matrix
H	Holding times for preparation or analysis exceeded	Narr	See case narrative
N	Analyte not NELAC certified	NC	Not confirmed
B	Analyte detected in the associated method blank	<	Less than Result value
>	Greater than Result value	J	Estimated value detected below Reporting Limit

Analytical Environmental Services, Inc **TO-15 Report** **Date:** 10-Sep-18

Client:	Environmental Planning Specialists, Inc.	**Client Sample ID:**	18239-VI-023
Project Name:	Rheem	**Collection Date:**	8/28/2018 10:46:00 AM
Lab ID:	1808Q83-022	**Matrix:**	Air

Analyses	Result	Reporting Limit	Qual	Units	BatchID	Dilution Factor	Date Analyzed	Analyst
VOCs in Air by TO-15/TO-14A/AES SOP OA-11051				**(TO-15)**				
1,1,1-Trichloroethane	15	5.5		ug/m3	266593	2	09/06/2018 14:34	MD
1,1,2,2-Tetrachloroethane	BRL	6.9		ug/m3	266593	2	09/06/2018 14:34	MD
1,1,2-Trichloroethane	BRL	5.5		ug/m3	266593	2	09/06/2018 14:34	MD
1,1-Dichloroethane	BRL	4.0		ug/m3	266593	2	09/06/2018 14:34	MD
1,1-Dichloroethene	55	4.0		ug/m3	266593	2	09/06/2018 14:34	MD
1,2,4-Trichlorobenzene	BRL	7.4		ug/m3	266593	2	09/06/2018 14:34	MD
1,2,4-Trimethylbenzene	21	4.9		ug/m3	266593	2	09/06/2018 14:34	MD
1,2-Dibromoethane	BRL	7.7		ug/m3	266593	2	09/06/2018 14:34	MD
1,2-Dichlorobenzene	BRL	6.0		ug/m3	266593	2	09/06/2018 14:34	MD
1,2-Dichloroethane	BRL	4.0		ug/m3	266593	2	09/06/2018 14:34	MD
1,2-Dichloropropane	BRL	4.6		ug/m3	266593	2	09/06/2018 14:34	MD
1,3,5-Trimethylbenzene	5.9	4.9		ug/m3	266593	2	09/06/2018 14:34	MD
1,3-Dichlorobenzene	BRL	6.0		ug/m3	266593	2	09/06/2018 14:34	MD
1,4-Dichlorobenzene	BRL	6.0		ug/m3	266593	2	09/06/2018 14:34	MD
2-Butanone	BRL	2.9		ug/m3	266593	2	09/06/2018 14:34	MD
2-Hexanone	BRL	4.1		ug/m3	266593	2	09/06/2018 14:34	MD
4-Ethyltoluene	5.2	4.9		ug/m3	266593	2	09/06/2018 14:34	MD
4-Methyl-2-pentanone	BRL	4.1		ug/m3	266593	2	09/06/2018 14:34	MD
Benzene	6.2	3.2		ug/m3	266593	2	09/06/2018 14:34	MD
Bromodichloromethane	BRL	6.7		ug/m3	266593	2	09/06/2018 14:34	MD
Bromoform	BRL	10		ug/m3	266593	2	09/06/2018 14:34	MD
Bromomethane	BRL	3.9		ug/m3	266593	2	09/06/2018 14:34	MD
Carbon disulfide	BRL	3.1		ug/m3	266593	2	09/06/2018 14:34	MD
Carbon tetrachloride	BRL	6.3		ug/m3	266593	2	09/06/2018 14:34	MD
Chlorobenzene	BRL	4.6		ug/m3	266593	2	09/06/2018 14:34	MD
Chloroethane	BRL	2.6		ug/m3	266593	2	09/06/2018 14:34	MD
Chloroform	BRL	4.9		ug/m3	266593	2	09/06/2018 14:34	MD
Chloromethane	BRL	2.1		ug/m3	266593	2	09/06/2018 14:34	MD
cis-1,2-Dichloroethene	BRL	4.0		ug/m3	266593	2	09/06/2018 14:34	MD
cis-1,3-Dichloropropene	BRL	4.5		ug/m3	266593	2	09/06/2018 14:34	MD
Dibromochloromethane	BRL	8.5		ug/m3	266593	2	09/06/2018 14:34	MD
Dichlorodifluoromethane	BRL	4.9		ug/m3	266593	2	09/06/2018 14:34	MD
Ethylbenzene	15	4.3		ug/m3	266593	2	09/06/2018 14:34	MD
Freon-113	BRL	7.7		ug/m3	266593	2	09/06/2018 14:34	MD
Freon-114	BRL	7.0		ug/m3	266593	2	09/06/2018 14:34	MD
Hexachlorobutadiene	BRL	11		ug/m3	266593	2	09/06/2018 14:34	MD
m,p-Xylene	49	8.7		ug/m3	266593	2	09/06/2018 14:34	MD
Methylene chloride	BRL	3.5		ug/m3	266593	2	09/06/2018 14:34	MD
o-Xylene	21	4.3		ug/m3	266593	2	09/06/2018 14:34	MD
Styrene	BRL	4.3		ug/m3	266593	2	09/06/2018 14:34	MD
Tetrachloroethene	440	6.8		ug/m3	266593	2	09/06/2018 14:34	MD

Qualifiers:

*	Value exceeds maximum contaminant level	E	Estimated (value above quantitation range)
BRL	Below reporting limit	S	Spike Recovery outside limits due to matrix
H	Holding times for preparation or analysis exceeded	Narr	See case narrative
N	Analyte not NELAC certified	NC	Not confirmed
B	Analyte detected in the associated method blank	<	Less than Result value
>	Greater than Result value	J	Estimated value detected below Reporting Limit

Analytical Environmental Services, Inc **TO-15 Report** **Date:** 10-Sep-18

Client:	Environmental Planning Specialists, Inc.	**Client Sample ID:**	18239-VI-023
Project Name:	Rheem	**Collection Date:**	8/28/2018 10:46:00 AM
Lab ID:	1808Q83-022	**Matrix:**	Air

Analyses	Result	Reporting Limit	Qual	Units	BatchID	Dilution Factor	Date Analyzed	Analyst
VOCs in Air by TO-15/TO-14A/AES SOP OA-11051				**(TO-15)**				
Toluene	76	3.8		ug/m3	266593	2	09/06/2018 14:34	MD
trans-1,2-Dichloroethene	BRL	4.0		ug/m3	266593	2	09/06/2018 14:34	MD
trans-1,3-Dichloropropene	BRL	4.5		ug/m3	266593	2	09/06/2018 14:34	MD
Trichloroethene	120	5.4		ug/m3	266593	2	09/06/2018 14:34	MD
Trichlorofluoromethane	BRL	5.6		ug/m3	266593	2	09/06/2018 14:34	MD
Vinyl chloride	BRL	2.6		ug/m3	266593	2	09/06/2018 14:34	MD
Xylenes, Total	70	13		ug/m3	266593	2	09/06/2018 14:34	MD
Surr: 4-Bromofluorobenzene	92.8	70-130		%REC	266593	2	09/06/2018 14:34	MD

Qualifiers:

*	Value exceeds maximum contaminant level	E	Estimated (value above quantitation range)
BRL	Below reporting limit	S	Spike Recovery outside limits due to matrix
H	Holding times for preparation or analysis exceeded	Narr	See case narrative
N	Analyte not NELAC certified	NC	Not confirmed
B	Analyte detected in the associated method blank	<	Less than Result value
>	Greater than Result value	J	Estimated value detected below Reporting Limit

Analytical Environmental Services, Inc **TO-15 Report** **Date:** 10-Sep-18

Client:	Environmental Planning Specialists, Inc.	**Client Sample ID:**	18239-VI-032
Project Name:	Rheem	**Collection Date:**	8/28/2018 11:13:00 AM
Lab ID:	1808Q83-023	**Matrix:**	Air

Analyses	Result	Reporting Limit	Qual	Units	BatchID	Dilution Factor	Date Analyzed	Analyst
VOCs in Air by TO-15/TO-14A/AES SOP OA-11051				**(TO-15)**				
1,1,1-Trichloroethane	14	5.5		ug/m3	266593	2	09/06/2018 13:13	MD
1,1,2,2-Tetrachloroethane	BRL	6.9		ug/m3	266593	2	09/06/2018 13:13	MD
1,1,2-Trichloroethane	BRL	5.5		ug/m3	266593	2	09/06/2018 13:13	MD
1,1-Dichloroethane	BRL	4.0		ug/m3	266593	2	09/06/2018 13:13	MD
1,1-Dichloroethene	52	4.0		ug/m3	266593	2	09/06/2018 13:13	MD
1,2,4-Trichlorobenzene	BRL	7.4		ug/m3	266593	2	09/06/2018 13:13	MD
1,2,4-Trimethylbenzene	27	4.9		ug/m3	266593	2	09/06/2018 13:13	MD
1,2-Dibromoethane	BRL	7.7		ug/m3	266593	2	09/06/2018 13:13	MD
1,2-Dichlorobenzene	BRL	6.0		ug/m3	266593	2	09/06/2018 13:13	MD
1,2-Dichloroethane	BRL	4.0		ug/m3	266593	2	09/06/2018 13:13	MD
1,2-Dichloropropane	BRL	4.6		ug/m3	266593	2	09/06/2018 13:13	MD
1,3,5-Trimethylbenzene	7.4	4.9		ug/m3	266593	2	09/06/2018 13:13	MD
1,3-Dichlorobenzene	BRL	6.0		ug/m3	266593	2	09/06/2018 13:13	MD
1,4-Dichlorobenzene	BRL	6.0		ug/m3	266593	2	09/06/2018 13:13	MD
2-Butanone	BRL	2.9		ug/m3	266593	2	09/06/2018 13:13	MD
2-Hexanone	BRL	4.1		ug/m3	266593	2	09/06/2018 13:13	MD
4-Ethyltoluene	10	4.9		ug/m3	266593	2	09/06/2018 13:13	MD
4-Methyl-2-pentanone	BRL	4.1		ug/m3	266593	2	09/06/2018 13:13	MD
Benzene	8.5	3.2		ug/m3	266593	2	09/06/2018 13:13	MD
Bromodichloromethane	BRL	6.7		ug/m3	266593	2	09/06/2018 13:13	MD
Bromoform	BRL	10		ug/m3	266593	2	09/06/2018 13:13	MD
Bromomethane	BRL	3.9		ug/m3	266593	2	09/06/2018 13:13	MD
Carbon disulfide	BRL	3.1		ug/m3	266593	2	09/06/2018 13:13	MD
Carbon tetrachloride	BRL	6.3		ug/m3	266593	2	09/06/2018 13:13	MD
Chlorobenzene	BRL	4.6		ug/m3	266593	2	09/06/2018 13:13	MD
Chloroethane	BRL	2.6		ug/m3	266593	2	09/06/2018 13:13	MD
Chloroform	BRL	4.9		ug/m3	266593	2	09/06/2018 13:13	MD
Chloromethane	BRL	2.1		ug/m3	266593	2	09/06/2018 13:13	MD
cis-1,2-Dichloroethene	13	4.0		ug/m3	266593	2	09/06/2018 13:13	MD
cis-1,3-Dichloropropene	BRL	4.5		ug/m3	266593	2	09/06/2018 13:13	MD
Dibromochloromethane	BRL	8.5		ug/m3	266593	2	09/06/2018 13:13	MD
Dichlorodifluoromethane	BRL	4.9		ug/m3	266593	2	09/06/2018 13:13	MD
Ethylbenzene	18	4.3		ug/m3	266593	2	09/06/2018 13:13	MD
Freon-113	BRL	7.7		ug/m3	266593	2	09/06/2018 13:13	MD
Freon-114	BRL	7.0		ug/m3	266593	2	09/06/2018 13:13	MD
Hexachlorobutadiene	BRL	11		ug/m3	266593	2	09/06/2018 13:13	MD
m,p-Xylene	58	8.7		ug/m3	266593	2	09/06/2018 13:13	MD
Methylene chloride	BRL	3.5		ug/m3	266593	2	09/06/2018 13:13	MD
o-Xylene	25	4.3		ug/m3	266593	2	09/06/2018 13:13	MD
Styrene	BRL	4.3		ug/m3	266593	2	09/06/2018 13:13	MD
Tetrachloroethene	500	6.8		ug/m3	266593	2	09/06/2018 13:13	MD

Qualifiers:

* Value exceeds maximum contaminant level	E Estimated (value above quantitation range)
BRL Below reporting limit	S Spike Recovery outside limits due to matrix
H Holding times for preparation or analysis exceeded	Narr See case narrative
N Analyte not NELAC certified	NC Not confirmed
B Analyte detected in the associated method blank	< Less than Result value
> Greater than Result value	J Estimated value detected below Reporting Limit

Analytical Environmental Services, Inc **TO-15 Report** **Date:** 10-Sep-18

Client:	Environmental Planning Specialists, Inc.	**Client Sample ID:**	18239-VI-032
Project Name:	Rheem	**Collection Date:**	8/28/2018 11:13:00 AM
Lab ID:	1808Q83-023	**Matrix:**	Air

Analyses	Result	Reporting Limit	Qual	Units	BatchID	Dilution Factor	Date Analyzed	Analyst
VOCs in Air by TO-15/TO-14A/AES SOP OA-11051				**(TO-15)**				
Toluene	100	3.8		ug/m3	266593	2	09/06/2018 13:13	MD
trans-1,2-Dichloroethene	BRL	4.0		ug/m3	266593	2	09/06/2018 13:13	MD
trans-1,3-Dichloropropene	BRL	4.5		ug/m3	266593	2	09/06/2018 13:13	MD
Trichloroethene	86	5.4		ug/m3	266593	2	09/06/2018 13:13	MD
Trichlorofluoromethane	BRL	5.6		ug/m3	266593	2	09/06/2018 13:13	MD
Vinyl chloride	BRL	2.6		ug/m3	266593	2	09/06/2018 13:13	MD
Xylenes, Total	82	13		ug/m3	266593	2	09/06/2018 13:13	MD
Surr: 4-Bromofluorobenzene	91.8	70-130		%REC	266593	2	09/06/2018 13:13	MD

Qualifiers:

*	Value exceeds maximum contaminant level	E	Estimated (value above quantitation range)
BRL	Below reporting limit	S	Spike Recovery outside limits due to matrix
H	Holding times for preparation or analysis exceeded	Narr	See case narrative
N	Analyte not NELAC certified	NC	Not confirmed
B	Analyte detected in the associated method blank	<	Less than Result value
>	Greater than Result value	J	Estimated value detected below Reporting Limit

Analytical Environmental Services, Inc **TO-15 Report** **Date:** 10-Sep-18

Client:	Environmental Planning Specialists, Inc.	**Client Sample ID:**	18239-VI-DUP
Project Name:	Rheem	**Collection Date:**	8/28/2018 10:56:00 AM
Lab ID:	1808Q83-024	**Matrix:**	Air

Analyses	Result	Reporting Limit	Qual	Units	BatchID	Dilution Factor	Date Analyzed	Analyst
VOCs in Air by TO-15/TO-14A/AES SOP OA-11051				**(TO-15)**				
1,1,1-Trichloroethane	18	5.5		ug/m3	266593	2	09/06/2018 15:18	MD
1,1,2,2-Tetrachloroethane	BRL	6.9		ug/m3	266593	2	09/06/2018 15:18	MD
1,1,2-Trichloroethane	BRL	5.5		ug/m3	266593	2	09/06/2018 15:18	MD
1,1-Dichloroethane	BRL	4.0		ug/m3	266593	2	09/06/2018 15:18	MD
1,1-Dichloroethene	110	4.0		ug/m3	266593	2	09/06/2018 15:18	MD
1,2,4-Trichlorobenzene	BRL	7.4		ug/m3	266593	2	09/06/2018 15:18	MD
1,2,4-Trimethylbenzene	12	4.9		ug/m3	266593	2	09/06/2018 15:18	MD
1,2-Dibromoethane	BRL	7.7		ug/m3	266593	2	09/06/2018 15:18	MD
1,2-Dichlorobenzene	BRL	6.0		ug/m3	266593	2	09/06/2018 15:18	MD
1,2-Dichloroethane	BRL	4.0		ug/m3	266593	2	09/06/2018 15:18	MD
1,2-Dichloropropane	BRL	4.6		ug/m3	266593	2	09/06/2018 15:18	MD
1,3,5-Trimethylbenzene	BRL	4.9		ug/m3	266593	2	09/06/2018 15:18	MD
1,3-Dichlorobenzene	BRL	6.0		ug/m3	266593	2	09/06/2018 15:18	MD
1,4-Dichlorobenzene	BRL	6.0		ug/m3	266593	2	09/06/2018 15:18	MD
2-Butanone	BRL	2.9		ug/m3	266593	2	09/06/2018 15:18	MD
2-Hexanone	BRL	4.1		ug/m3	266593	2	09/06/2018 15:18	MD
4-Ethyltoluene	BRL	4.9		ug/m3	266593	2	09/06/2018 15:18	MD
4-Methyl-2-pentanone	BRL	4.1		ug/m3	266593	2	09/06/2018 15:18	MD
Benzene	6.1	3.2		ug/m3	266593	2	09/06/2018 15:18	MD
Bromodichloromethane	BRL	6.7		ug/m3	266593	2	09/06/2018 15:18	MD
Bromoform	BRL	10		ug/m3	266593	2	09/06/2018 15:18	MD
Bromomethane	BRL	3.9		ug/m3	266593	2	09/06/2018 15:18	MD
Carbon disulfide	BRL	3.1		ug/m3	266593	2	09/06/2018 15:18	MD
Carbon tetrachloride	BRL	6.3		ug/m3	266593	2	09/06/2018 15:18	MD
Chlorobenzene	BRL	4.6		ug/m3	266593	2	09/06/2018 15:18	MD
Chloroethane	BRL	2.6		ug/m3	266593	2	09/06/2018 15:18	MD
Chloroform	BRL	4.9		ug/m3	266593	2	09/06/2018 15:18	MD
Chloromethane	BRL	2.1		ug/m3	266593	2	09/06/2018 15:18	MD
cis-1,2-Dichloroethene	BRL	4.0		ug/m3	266593	2	09/06/2018 15:18	MD
cis-1,3-Dichloropropene	BRL	4.5		ug/m3	266593	2	09/06/2018 15:18	MD
Dibromochloromethane	BRL	8.5		ug/m3	266593	2	09/06/2018 15:18	MD
Dichlorodifluoromethane	BRL	4.9		ug/m3	266593	2	09/06/2018 15:18	MD
Ethylbenzene	12	4.3		ug/m3	266593	2	09/06/2018 15:18	MD
Freon-113	BRL	7.7		ug/m3	266593	2	09/06/2018 15:18	MD
Freon-114	BRL	7.0		ug/m3	266593	2	09/06/2018 15:18	MD
Hexachlorobutadiene	BRL	11		ug/m3	266593	2	09/06/2018 15:18	MD
m,p-Xylene	35	8.7		ug/m3	266593	2	09/06/2018 15:18	MD
Methylene chloride	BRL	3.5		ug/m3	266593	2	09/06/2018 15:18	MD
o-Xylene	15	4.3		ug/m3	266593	2	09/06/2018 15:18	MD
Styrene	BRL	4.3		ug/m3	266593	2	09/06/2018 15:18	MD
Tetrachloroethene	350	6.8		ug/m3	266593	2	09/06/2018 15:18	MD

Qualifiers:

*	Value exceeds maximum contaminant level	E	Estimated (value above quantitation range)
BRL	Below reporting limit	S	Spike Recovery outside limits due to matrix
H	Holding times for preparation or analysis exceeded	Narr	See case narrative
N	Analyte not NELAC certified	NC	Not confirmed
B	Analyte detected in the associated method blank	<	Less than Result value
>	Greater than Result value	J	Estimated value detected below Reporting Limit

Analytical Environmental Services, Inc **TO-15 Report** **Date:** 10-Sep-18

Client:	Environmental Planning Specialists, Inc.	**Client Sample ID:**	18239-VI-DUP
Project Name:	Rheem	**Collection Date:**	8/28/2018 10:56:00 AM
Lab ID:	1808Q83-024	**Matrix:**	Air

Analyses	Result	Reporting Limit	Qual	Units	BatchID	Dilution Factor	Date Analyzed	Analyst
VOCs in Air by TO-15/TO-14A/AES SOP OA-11051				**(TO-15)**				
Toluene	61	3.8		ug/m3	266593	2	09/06/2018 15:18	MD
trans-1,2-Dichloroethene	BRL	4.0		ug/m3	266593	2	09/06/2018 15:18	MD
trans-1,3-Dichloropropene	BRL	4.5		ug/m3	266593	2	09/06/2018 15:18	MD
Trichloroethene	130	5.4		ug/m3	266593	2	09/06/2018 15:18	MD
Trichlorofluoromethane	BRL	5.6		ug/m3	266593	2	09/06/2018 15:18	MD
Vinyl chloride	BRL	2.6		ug/m3	266593	2	09/06/2018 15:18	MD
Xylenes, Total	50	13		ug/m3	266593	2	09/06/2018 15:18	MD
Surr: 4-Bromofluorobenzene	93.2	70-130		%REC	266593	2	09/06/2018 15:18	MD

Qualifiers:

*	Value exceeds maximum contaminant level	E	Estimated (value above quantitation range)
BRL	Below reporting limit	S	Spike Recovery outside limits due to matrix
H	Holding times for preparation or analysis exceeded	Narr	See case narrative
N	Analyte not NELAC certified	NC	Not confirmed
B	Analyte detected in the associated method blank	<	Less than Result value
>	Greater than Result value	J	Estimated value detected below Reporting Limit

Analytical Environmental Services, Inc.

Sample Receipt Checklist for Air Canisters

Client Environmental Planning Specialists Work Order Number 1808083

Checklist completed by Adriana Johnson 8/29/18
Signature Date

Carrier name: FedEx____ UPS____ Courier____ Client ✓ US Mail____ Other_____

Shipping container in good condition?	Yes ✓	No___	Not Present___
Custody seals intact on shipping container?	Yes ✓	No___	Not Present___
Chain of custody present?	Yes ✓	No___	
Chain of custody signed when relinquished and received?	Yes ✓	No___	
Chain of custody agrees with sample labels?	Yes ✓	No___	
Field data sheets present?	Yes___	No ✓	
Sample containers intact?	Yes ✓	No___	

If no, explain: _____

All samples received within holding time?	Yes ✓	No___	
Was TAT marked on the COC?	Yes ✓	No___	
Proceed with Standard TAT as per project history?	Yes___	No___	Not Applicable ✓
All canisters received per Bottle Order issued?	Yes ✓	No___	

See Case Narrative for resolution of the Non-Conformance.

Client: Environmental Planning Specialists, Inc.
Project Name: Rheem
Workorder: 1808Q83

ANALYTICAL QC SUMMARY REPORT

BatchID: 266351

Sample ID: **MB-266351**	Client ID:	Units: **ug/m3**	Prep Date: **08/29/2018**	Run No: **378796**	
SampleType: **MBLK**	TestCode: **VOCs in Air by TO-15/TO-14A/AES SOP OA-11051**	BatchID: **266351**	Analysis Date: **08/29/2018**	Seq No: **8438872**	

Analyte	Result	RPT Limit	SPK value	SPK Ref Val	%REC	Low Limit	High Limit	RPD Ref Val	%RPD	RPD Limit	Qual
1,1,1-Trichloroethane	BRL	1.1									
1,1,2,2-Tetrachloroethane	BRL	1.4									
1,1,2-Trichloroethane	BRL	1.1									
1,1-Dichloroethane	BRL	0.81									
1,1-Dichloroethene	BRL	0.79									
1,2,4-Trichlorobenzene	BRL	1.5									
1,2,4-Trimethylbenzene	BRL	0.98									
1,2-Dibromoethane	BRL	1.5									
1,2-Dichlorobenzene	BRL	1.2									
1,2-Dichloroethane	BRL	0.81									
1,2-Dichloropropane	BRL	0.92									
1,3,5-Trimethylbenzene	BRL	0.98									
1,3-Butadiene	BRL	0.44									
1,3-Dichlorobenzene	BRL	1.2									
1,4-Dichlorobenzene	BRL	1.2									
1,4-Dioxane	BRL	0.72									
2,2,4-Trimethylpentane	BRL	0.93									
2-Butanone	BRL	0.59									
2-Hexanone	BRL	0.82									
4-Ethyltoluene	BRL	0.98									
4-Methyl-2-pentanone	BRL	0.82									
Acetone	BRL	2.4									
Allyl chloride	BRL	0.63									
Benzene	BRL	0.64									
Benzyl chloride	BRL	1.0									
Bromodichloromethane	BRL	1.3									
Bromoform	BRL	2.1									

Qualifiers:

>	Greater than Result value	<	Less than Result value	B	Analyte detected in the associated method blank
BRL	Below reporting limit	E	Estimated (value above quantitation range)	H	Holding times for preparation or analysis exceeded
J	Estimated value detected below Reporting Limit	N	Analyte not NELAC certified	R	RPD outside limits due to matrix
Rpt Lim	Reporting Limit	S	Spike Recovery outside limits due to matrix		

Client: Environmental Planning Specialists, Inc.
Project Name: Rheem
Workorder: 1808Q83

ANALYTICAL QC SUMMARY REPORT

BatchID: 266351

Sample ID: **MB-266351**	Client ID:		Units: **ug/m3**	Prep Date: **08/29/2018**	Run No: **378796**
SampleType: **MBLK**	TestCode: **VOCs in Air by TO-15/TO-14A/AES SOP OA-11051**		BatchID: **266351**	Analysis Date: **08/29/2018**	Seq No: **8438872**

Analyte	Result	RPT Limit	SPK value	SPK Ref Val	%REC	Low Limit	High Limit	RPD Ref Val	%RPD	RPD Limit	Qual
Bromomethane	BRL	0.78									
Carbon disulfide	BRL	0.62									
Carbon tetrachloride	BRL	1.3									
Chlorobenzene	BRL	0.92									
Chloroethane	BRL	0.53									
Chloroform	BRL	0.98									
Chloromethane	BRL	0.41									
cis-1,2-Dichloroethene	BRL	0.79									
cis-1,3-Dichloropropene	BRL	0.91									
Cyclohexane	BRL	0.69									
Dibromochloromethane	BRL	1.7									
Dichlorodifluoromethane	BRL	0.99									
Ethyl acetate	BRL	0.72									
Ethylbenzene	BRL	0.87									
Freon-113	BRL	1.5									
Freon-114	BRL	1.4									
Hexachlorobutadiene	BRL	2.1									
Isopropyl alcohol	BRL	3.7									
m,p-Xylene	BRL	1.7									
Methyl tert-butyl ether	BRL	0.72									
Methylene chloride	BRL	0.69									
n-Heptane	BRL	0.82									
n-Hexane	BRL	0.70									
o-Xylene	BRL	0.87									
Propene	BRL	0.34									
Styrene	BRL	0.85									
Tetrachloroethene	BRL	1.4									

Qualifiers:

>	Greater than Result value	<	Less than Result value	B	Analyte detected in the associated method blank
BRL	Below reporting limit	E	Estimated (value above quantitation range)	H	Holding times for preparation or analysis exceeded
J	Estimated value detected below Reporting Limit	N	Analyte not NELAC certified	R	RPD outside limits due to matrix
Rpt Lim	Reporting Limit	S	Spike Recovery outside limits due to matrix		

Client: Environmental Planning Specialists, Inc.
Project Name: Rheem
Workorder: 1808Q83

ANALYTICAL QC SUMMARY REPORT

BatchID: 266351

Sample ID: **MB-266351**	Client ID:		Units: **ug/m3**	Prep Date: **08/29/2018**	Run No: **378796**
SampleType: **MBLK**	TestCode: **VOCs in Air by TO-15/TO-14A/AES SOP OA-11051**		BatchID: **266351**	Analysis Date: **08/29/2018**	Seq No: **8438872**

Analyte	Result	RPT Limit	SPK value	SPK Ref Val	%REC	Low Limit	High Limit	RPD Ref Val	%RPD	RPD Limit	Qual
Tetrahydrofuran	BRL	0.59									
Toluene	BRL	0.75									
trans-1,2-Dichloroethene	BRL	0.79									
trans-1,3-Dichloropropene	BRL	0.91									
Trichloroethene	BRL	1.1									
Trichlorofluoromethane	BRL	1.1									
Vinyl acetate	BRL	0.70									
Vinyl bromide	BRL	0.87									
Vinyl chloride	BRL	0.51									
Xylenes, Total	BRL	2.6									
Surr: 4-Bromofluorobenzene	3.770	0	4.000		94.2	70	130				

Sample ID: **LCS-266351**	Client ID:		Units: **ug/m3**	Prep Date: **08/29/2018**	Run No: **378796**
SampleType: **LCS**	TestCode: **VOCs in Air by TO-15/TO-14A/AES SOP OA-11051**		BatchID: **266351**	Analysis Date: **08/29/2018**	Seq No: **8438948**

Analyte	Result	RPT Limit	SPK value	SPK Ref Val	%REC	Low Limit	High Limit	RPD Ref Val	%RPD	RPD Limit	Qual
1,1,1-Trichloroethane	20.95	1.1	21.82		96.0	70	130				
1,1,2,2-Tetrachloroethane	29.25	1.4	27.47		106	70	130				
1,1,2-Trichloroethane	23.41	1.1	21.82		107	70	130				
1,1-Dichloroethane	16.84	0.81	16.19		104	70	130				
1,1-Dichloroethene	16.49	0.79	15.86		104	70	130				
1,2,4-Trichlorobenzene	26.87	1.5	29.69		90.5	70	130				
1,2,4-Trimethylbenzene	19.71	0.98	19.66	0.6391	97.0	70	130				
1,2-Dibromoethane	31.28	1.5	30.74		102	70	130				
1,2-Dichlorobenzene	22.85	1.2	24.05		95.0	70	130				
1,2-Dichloroethane	17.89	0.81	16.19		110	70	130				
1,2-Dichloropropane	20.89	0.92	18.49		113	70	130				
1,3,5-Trimethylbenzene	19.81	0.98	19.66		101	70	130				

Qualifiers:

>	Greater than Result value	<	Less than Result value	B	Analyte detected in the associated method blank
BRL	Below reporting limit	E	Estimated (value above quantitation range)	H	Holding times for preparation or analysis exceeded
J	Estimated value detected below Reporting Limit	N	Analyte not NELAC certified	R	RPD outside limits due to matrix
Rpt Lim	Reporting Limit	S	Spike Recovery outside limits due to matrix		

Client: Environmental Planning Specialists, Inc.
Project Name: Rheem
Workorder: 1808Q83

ANALYTICAL QC SUMMARY REPORT

BatchID: 266351

Sample ID: **LCS-266351** Client ID: Units: **ug/m3** Prep Date: **08/29/2018** Run No: **378796**
SampleType: **LCS** TestCode: **VOCs in Air by TO-15/TO-14A/AES SOP OA-11051** BatchID: **266351** Analysis Date: **08/29/2018** Seq No: **8438948**

Analyte	Result	RPT Limit	SPK value	SPK Ref Val	%REC	Low Limit	High Limit	RPD Ref Val	%RPD	RPD Limit	Qual
1,3-Butadiene	9.424	0.44	8.849		106	70	130				
1,3-Dichlorobenzene	22.79	1.2	24.05		94.8	70	130				
1,4-Dichlorobenzene	22.79	1.2	24.05		94.8	70	130				
1,4-Dioxane	16.25	0.72	14.42		113	70	130				
2,2,4-Trimethylpentane	21.21	0.93	18.68		114	70	130				
2-Butanone	11.92	0.59	11.80		101	70	130				
2-Hexanone	17.50	0.82	16.39		107	70	130				
4-Ethyltoluene	19.86	0.98	19.66		101	70	130				
4-Methyl-2-pentanone	18.44	0.82	16.39		112	70	130				
Acetone	10.19	2.4	9.502		107	70	130				
Allyl chloride	12.58	0.63	12.52		100	70	130				
Benzene	13.93	0.64	12.78		109	70	130				
Benzyl chloride	21.49	1.0	20.71		104	70	130				
Bromodichloromethane	28.61	1.3	26.80		107	70	130				
Bromoform	35.98	2.1	41.36		87.0	70	130				
Bromomethane	15.14	0.78	15.53		97.5	70	130				
Carbon disulfide	13.14	0.62	12.46		106	70	130				
Carbon tetrachloride	26.86	1.3	25.16		107	70	130				
Chlorobenzene	18.33	0.92	18.42		99.5	70	130				
Chloroethane	11.45	0.53	10.56		108	70	130				
Chloroform	19.78	0.98	19.53		101	70	130				
Chloromethane	9.210	0.41	8.260		112	70	130				
cis-1,2-Dichloroethene	15.46	0.79	15.86		97.5	70	130				
cis-1,3-Dichloropropene	19.88	0.91	18.16		110	70	130				
Cyclohexane	13.67	0.69	13.77		99.2	70	130				
Dibromochloromethane	32.88	1.7	34.08		96.5	70	130				
Dichlorodifluoromethane	21.95	0.99	19.78		111	70	130				

Qualifiers:

>	Greater than Result value	<	Less than Result value	B	Analyte detected in the associated method blank
BRL	Below reporting limit	E	Estimated (value above quantitation range)	H	Holding times for preparation or analysis exceeded
J	Estimated value detected below Reporting Limit	N	Analyte not NELAC certified	R	RPD outside limits due to matrix
Rpt Lim	Reporting Limit	S	Spike Recovery outside limits due to matrix		

Client: Environmental Planning Specialists, Inc.
Project Name: Rheem
Workorder: 1808Q83

ANALYTICAL QC SUMMARY REPORT

BatchID: 266351

Sample ID: **LCS-266351** Client ID: Units: **ug/m3** Prep Date: **08/29/2018** Run No: **378796**
SampleType: **LCS** TestCode: **VOCs in Air by TO-15/TO-14A/AES SOP OA-11051** BatchID: **266351** Analysis Date: **08/29/2018** Seq No: **8438948**

Analyte	Result	RPT Limit	SPK value	SPK Ref Val	%REC	Low Limit	High Limit	RPD Ref Val	%RPD	RPD Limit	Qual
Ethyl acetate	15.82	0.72	14.41		110	70	130				
Ethylbenzene	17.63	0.87	17.37		102	70	130				
Freon-113	32.34	1.5	30.66		106	70	130				
Freon-114	26.84	1.4	27.96		96.0	70	130				
Hexachlorobutadiene	42.03	2.1	42.67		98.5	70	130				
Isopropyl alcohol	10.96	3.7	9.832		112	70	130				
m,p-Xylene	35.05	1.7	34.75	0.5647	99.2	70	130				
Methyl tert-butyl ether	14.20	0.72	14.42		98.5	70	130				
Methylene chloride	14.35	0.69	13.90		103	70	130				
n-Heptane	17.87	0.82	16.39		109	70	130				
n-Hexane	14.45	0.70	14.10		102	70	130				
o-Xylene	17.42	0.87	17.37		100	70	130				
Propene	6.334	0.34	6.884		92.0	70	130				
Styrene	17.33	0.85	17.03		102	70	130				
Tetrachloroethene	26.18	1.4	27.12		96.5	70	130				
Tetrahydrofuran	12.18	0.59	11.80		103	70	130				
Toluene	15.94	0.75	15.07		106	70	130				
trans-1,2-Dichloroethene	16.37	0.79	15.86		103	70	130				
trans-1,3-Dichloropropene	20.16	0.91	18.16		111	70	130				
Trichloroethene	21.77	1.1	21.50		101	70	130				
Trichlorofluoromethane	22.53	1.1	22.48		100	70	130				
Vinyl acetate	15.67	0.70	14.08		111	70	130				
Vinyl bromide	17.53	0.87	17.49		100	70	130				
Vinyl chloride	10.53	0.51	10.22		103	70	130				
Xylenes, Total	52.47	2.6	52.12	0.5647	99.6	70	130				
Surr: 4-Bromofluorobenzene	3.940	0	4.000		98.5	70	130				

Qualifiers:

>	Greater than Result value	<	Less than Result value	B	Analyte detected in the associated method blank
BRL	Below reporting limit	E	Estimated (value above quantitation range)	H	Holding times for preparation or analysis exceeded
J	Estimated value detected below Reporting Limit	N	Analyte not NELAC certified	R	RPD outside limits due to matrix
Rpt Lim	Reporting Limit	S	Spike Recovery outside limits due to matrix		

Client: Environmental Planning Specialists, Inc.
Project Name: Rheem
Workorder: 1808Q83

ANALYTICAL QC SUMMARY REPORT

BatchID: 266351

Sample ID: **1808M79-013ADUP** Client ID: Units: **ug/m3** Prep Date: **08/29/2018** Run No: **378796**
SampleType: **DUP** TestCode: **VOCs in Air by TO-15/TO-14A/AES SOP OA-11051** BatchID: **266351** Analysis Date: **08/29/2018** Seq No: **8438915**

Analyte	Result	RPT Limit	SPK value	SPK Ref Val	%REC	Low Limit	High Limit	RPD Ref Val	%RPD	RPD Limit	Qual
1,1,1-Trichloroethane	BRL	1.1						0.7638	0	25	
1,1,2,2-Tetrachloroethane	BRL	1.4						0	0	25	
1,1,2-Trichloroethane	BRL	1.1						0	0	25	
1,1-Dichloroethane	BRL	0.81						0	0	25	
1,1-Dichloroethene	BRL	0.79						0	0	25	
1,2,4-Trichlorobenzene	BRL	1.5						0	0	25	
1,2,4-Trimethylbenzene	1.721	0.98						1.770	2.82	25	
1,2-Dibromoethane	BRL	1.5						0	0	25	
1,2-Dichlorobenzene	BRL	1.2						0	0	25	
1,2-Dichloroethane	BRL	0.81						0	0	25	
1,2-Dichloropropane	BRL	0.92						0	0	25	
1,3,5-Trimethylbenzene	1.180	0.98						1.229	4.08	25	
1,3-Butadiene	BRL	0.44						0	0	25	
1,3-Dichlorobenzene	BRL	1.2						0	0	25	
1,4-Dichlorobenzene	BRL	1.2						0	0	25	
1,4-Dioxane	BRL	0.72						0	0	25	
2,2,4-Trimethylpentane	BRL	0.93						0	0	25	
2-Butanone	2.920	0.59						2.831	3.08	25	
2-Hexanone	1.188	0.82						1.229	3.39	25	
4-Ethyltoluene	BRL	0.98						0.6391	0	25	
4-Methyl-2-pentanone	BRL	0.82						0	0	25	
Acetone	10.64	2.4						10.43	2.03	25	
Allyl chloride	BRL	0.63						0	0	25	
Benzene	BRL	0.64						0.4473	0	25	
Benzyl chloride	BRL	1.0						0	0	25	
Bromodichloromethane	BRL	1.3						0	0	25	
Bromoform	BRL	2.1						0	0	25	

Qualifiers:

>	Greater than Result value	<	Less than Result value	B	Analyte detected in the associated method blank
BRL	Below reporting limit	E	Estimated (value above quantitation range)	H	Holding times for preparation or analysis exceeded
J	Estimated value detected below Reporting Limit	N	Analyte not NELAC certified	R	RPD outside limits due to matrix
Rpt Lim	Reporting Limit	S	Spike Recovery outside limits due to matrix		

Client: Environmental Planning Specialists, Inc.
Project Name: Rheem
Workorder: 1808Q83

ANALYTICAL QC SUMMARY REPORT

BatchID: 266351

Sample ID: **1808M79-013ADUP** Client ID: Units: **ug/m3** Prep Date: **08/29/2018** Run No: **378796**
SampleType: **DUP** TestCode: **VOCs in Air by TO-15/TO-14A/AES SOP OA-11051** BatchID: **266351** Analysis Date: **08/29/2018** Seq No: **8438915**

Analyte	Result	RPT Limit	SPK value	SPK Ref Val	%REC	Low Limit	High Limit	RPD Ref Val	%RPD	RPD Limit	Qual
Bromomethane	BRL	0.78						0	0	25	
Carbon disulfide	BRL	0.62						0	0	25	
Carbon tetrachloride	BRL	1.3						0	0	25	
Chlorobenzene	BRL	0.92						0	0	25	
Chloroethane	BRL	0.53						0	0	25	
Chloroform	BRL	0.98						0	0	25	
Chloromethane	BRL	0.41						0	0	25	
cis-1,2-Dichloroethene	BRL	0.79						0	0	25	
cis-1,3-Dichloropropene	BRL	0.91						0	0	25	
Cyclohexane	BRL	0.69						0	0	25	
Dibromochloromethane	BRL	1.7						0	0	25	
Dichlorodifluoromethane	2.423	0.99						2.324	4.17	25	
Ethyl acetate	BRL	0.72						0	0	25	
Ethylbenzene	BRL	0.87						0.5647	0	25	
Freon-113	BRL	1.5						0	0	25	
Freon-114	BRL	1.4						0	0	25	
Hexachlorobutadiene	BRL	2.1						0	0	25	
Isopropyl alcohol	BRL	3.7						0	0	25	
m,p-Xylene	3.084	1.7						3.171	2.78	25	
Methyl tert-butyl ether	BRL	0.72						0	0	25	
Methylene chloride	BRL	0.69						0	0	25	
n-Heptane	BRL	0.82						0	0	25	
n-Hexane	BRL	0.70						0	0	25	
o-Xylene	1.564	0.87						1.520	2.82	25	
Propene	BRL	0.34						0	0	25	
Styrene	BRL	0.85						0	0	25	
Tetrachloroethene	BRL	1.4						0	0	25	

Qualifiers:

>	Greater than Result value	<	Less than Result value	B	Analyte detected in the associated method blank
BRL	Below reporting limit	E	Estimated (value above quantitation range)	H	Holding times for preparation or analysis exceeded
J	Estimated value detected below Reporting Limit	N	Analyte not NELAC certified	R	RPD outside limits due to matrix
Rpt Lim	Reporting Limit	S	Spike Recovery outside limits due to matrix		

Client: Environmental Planning Specialists, Inc.
Project Name: Rheem
Workorder: 1808Q83

ANALYTICAL QC SUMMARY REPORT

BatchID: 266351

Sample ID: **1808M79-013ADUP** Client ID:
SampleType: **DUP** TestCode: **VOCs in Air by TO-15/TO-14A/AES SOP OA-11051**
Units: **ug/m3** BatchID: **266351**
Prep Date: **08/29/2018** Analysis Date: **08/29/2018**
Run No: **378796** Seq No: **8438915**

Analyte	Result	RPT Limit	SPK value	SPK Ref Val	%REC	Low Limit	High Limit	RPD Ref Val	%RPD	RPD Limit	Qual
Tetrahydrofuran	BRL	0.59						0	0	25	
Toluene	BRL	0.75						0.6030	0	25	
trans-1,2-Dichloroethene	BRL	0.79						0	0	25	
trans-1,3-Dichloropropene	BRL	0.91						0	0	25	
Trichloroethene	1.129	1.1						1.075	4.88	25	
Trichlorofluoromethane	BRL	1.1						1.068	0	25	
Vinyl acetate	BRL	0.70						0	0	25	
Vinyl bromide	BRL	0.87						0	0	25	
Vinyl chloride	BRL	0.51						0	0	25	
Xylenes, Total	4.648	2.6						4.691	0.930	25	
Surr: 4-Bromofluorobenzene	3.850	0	4.000		96.2	70	130	3.810	0	0	

Qualifiers:

>	Greater than Result value	<	Less than Result value	B	Analyte detected in the associated method blank
BRL	Below reporting limit	E	Estimated (value above quantitation range)	H	Holding times for preparation or analysis exceeded
J	Estimated value detected below Reporting Limit	N	Analyte not NELAC certified	R	RPD outside limits due to matrix
Rpt Lim	Reporting Limit	S	Spike Recovery outside limits due to matrix		

Client: Environmental Planning Specialists, Inc.
Project Name: Rheem
Workorder: 1808Q83

ANALYTICAL QC SUMMARY REPORT

BatchID: 266593

Sample ID: **MB-266593** Client ID: Units: **ug/m3** Prep Date: **08/30/2018** Run No: **379148**
SampleType: **MBLK** TestCode: **VOCs in Air by TO-15/TO-14A/AES SOP OA-11051** BatchID: **266593** Analysis Date: **08/30/2018** Seq No: **8446596**

Analyte	Result	RPT Limit	SPK value	SPK Ref Val	%REC	Low Limit	High Limit	RPD Ref Val	%RPD	RPD Limit	Qual
1,1,1-Trichloroethane	BRL	1.1									
1,1,2,2-Tetrachloroethane	BRL	1.4									
1,1,2-Trichloroethane	BRL	1.1									
1,1-Dichloroethane	BRL	0.81									
1,1-Dichloroethene	BRL	0.79									
1,2,4-Trichlorobenzene	BRL	1.5									
1,2,4-Trimethylbenzene	BRL	0.98									
1,2-Dibromoethane	BRL	1.5									
1,2-Dichlorobenzene	BRL	1.2									
1,2-Dichloroethane	BRL	0.81									
1,2-Dichloropropane	BRL	0.92									
1,3,5-Trimethylbenzene	BRL	0.98									
1,3-Butadiene	BRL	0.44									
1,3-Dichlorobenzene	BRL	1.2									
1,4-Dichlorobenzene	BRL	1.2									
1,4-Dioxane	BRL	0.72									
2,2,4-Trimethylpentane	BRL	0.93									
2-Butanone	BRL	0.59									
2-Hexanone	BRL	0.82									
4-Ethyltoluene	BRL	0.98									
4-Methyl-2-pentanone	BRL	0.82									
Acetone	BRL	2.4									
Allyl chloride	BRL	0.63									
Benzene	BRL	0.64									
Benzyl chloride	BRL	1.0									
Bromodichloromethane	BRL	1.3									
Bromoform	BRL	2.1									

Qualifiers:

>	Greater than Result value	<	Less than Result value	B	Analyte detected in the associated method blank
BRL	Below reporting limit	E	Estimated (value above quantitation range)	H	Holding times for preparation or analysis exceeded
J	Estimated value detected below Reporting Limit	N	Analyte not NELAC certified	R	RPD outside limits due to matrix
Rpt Lim	Reporting Limit	S	Spike Recovery outside limits due to matrix		

Client: Environmental Planning Specialists, Inc.
Project Name: Rheem
Workorder: 1808Q83

ANALYTICAL QC SUMMARY REPORT

BatchID: 266593

Sample ID: **MB-266593**	Client ID:		Units: **ug/m3**	Prep Date: **08/30/2018**	Run No: **379148**
SampleType: **MBLK**	TestCode: **VOCs in Air by TO-15/TO-14A/AES SOP OA-11051**		BatchID: **266593**	Analysis Date: **08/30/2018**	Seq No: **8446596**

Analyte	Result	RPT Limit	SPK value	SPK Ref Val	%REC	Low Limit	High Limit	RPD Ref Val	%RPD	RPD Limit	Qual
Bromomethane	BRL	0.78									
Carbon disulfide	BRL	0.62									
Carbon tetrachloride	BRL	1.3									
Chlorobenzene	BRL	0.92									
Chloroethane	BRL	0.53									
Chloroform	BRL	0.98									
Chloromethane	BRL	0.41									
cis-1,2-Dichloroethene	BRL	0.79									
cis-1,3-Dichloropropene	BRL	0.91									
Cyclohexane	BRL	0.69									
Dibromochloromethane	BRL	1.7									
Dichlorodifluoromethane	BRL	0.99									
Ethyl acetate	BRL	0.72									
Ethylbenzene	BRL	0.87									
Freon-113	BRL	1.5									
Freon-114	BRL	1.4									
Hexachlorobutadiene	BRL	2.1									
Isopropyl alcohol	BRL	3.7									
m,p-Xylene	BRL	1.7									
Methyl tert-butyl ether	BRL	0.72									
Methylene chloride	BRL	0.69									
n-Heptane	BRL	0.82									
n-Hexane	BRL	0.70									
o-Xylene	BRL	0.87									
Propene	BRL	0.34									
Styrene	BRL	0.85									
Tetrachloroethene	BRL	1.4									

Qualifiers:

>	Greater than Result value	<	Less than Result value	B	Analyte detected in the associated method blank
BRL	Below reporting limit	E	Estimated (value above quantitation range)	H	Holding times for preparation or analysis exceeded
J	Estimated value detected below Reporting Limit	N	Analyte not NELAC certified	R	RPD outside limits due to matrix
Rpt Lim	Reporting Limit	S	Spike Recovery outside limits due to matrix		

Client: Environmental Planning Specialists, Inc.
Project Name: Rheem
Workorder: 1808Q83

ANALYTICAL QC SUMMARY REPORT

BatchID: 266593

Sample ID: **MB-266593** Client ID: Units: **ug/m3** Prep Date: **08/30/2018** Run No: **379148**
SampleType: **MBLK** TestCode: **VOCs in Air by TO-15/TO-14A/AES SOP OA-11051** BatchID: **266593** Analysis Date: **08/30/2018** Seq No: **8446596**

Analyte	Result	RPT Limit	SPK value	SPK Ref Val	%REC	Low Limit	High Limit	RPD Ref Val	%RPD	RPD Limit	Qual
Tetrahydrofuran	BRL	0.59									
Toluene	BRL	0.75									
trans-1,2-Dichloroethene	BRL	0.79									
trans-1,3-Dichloropropene	BRL	0.91									
Trichloroethene	BRL	1.1									
Trichlorofluoromethane	BRL	1.1									
Vinyl acetate	BRL	0.70									
Vinyl bromide	BRL	0.87									
Vinyl chloride	BRL	0.51									
Xylenes, Total	BRL	2.6									
Surr: 4-Bromofluorobenzene	3.780	0	4.000		94.5	70	130				

Sample ID: **LCS-266593** Client ID: Units: **ug/m3** Prep Date: **08/30/2018** Run No: **379148**
SampleType: **LCS** TestCode: **VOCs in Air by TO-15/TO-14A/AES SOP OA-11051** BatchID: **266593** Analysis Date: **08/30/2018** Seq No: **8446597**

Analyte	Result	RPT Limit	SPK value	SPK Ref Val	%REC	Low Limit	High Limit	RPD Ref Val	%RPD	RPD Limit	Qual
1,1,1-Trichloroethane	21.11	1.1	21.82		96.8	70	130				
1,1,2,2-Tetrachloroethane	29.53	1.4	27.47		108	70	130				
1,1,2-Trichloroethane	23.84	1.1	21.82		109	70	130				
1,1-Dichloroethane	16.88	0.81	16.19		104	70	130				
1,1-Dichloroethene	16.30	0.79	15.86		103	70	130				
1,2,4-Trichlorobenzene	27.76	1.5	29.69		93.5	70	130				
1,2,4-Trimethylbenzene	19.86	0.98	19.66		101	70	130				
1,2-Dibromoethane	31.59	1.5	30.74		103	70	130				
1,2-Dichlorobenzene	23.33	1.2	24.05		97.0	70	130				
1,2-Dichloroethane	17.81	0.81	16.19		110	70	130				
1,2-Dichloropropane	21.21	0.92	18.49		115	70	130				
1,3,5-Trimethylbenzene	19.96	0.98	19.66		102	70	130				

Qualifiers:

>	Greater than Result value	<	Less than Result value	B	Analyte detected in the associated method blank
BRL	Below reporting limit	E	Estimated (value above quantitation range)	H	Holding times for preparation or analysis exceeded
J	Estimated value detected below Reporting Limit	N	Analyte not NELAC certified	R	RPD outside limits due to matrix
Rpt Lim	Reporting Limit	S	Spike Recovery outside limits due to matrix		

Client: Environmental Planning Specialists, Inc.
Project Name: Rheem
Workorder: 1808Q83

ANALYTICAL QC SUMMARY REPORT

BatchID: 266593

Sample ID: **LCS-266593** Client ID: Units: **ug/m3** Prep Date: **08/30/2018** Run No: **379148**
SampleType: **LCS** TestCode: **VOCs in Air by TO-15/TO-14A/AES SOP OA-11051** BatchID: **266593** Analysis Date: **08/30/2018** Seq No: **8446597**

Analyte	Result	RPT Limit	SPK value	SPK Ref Val	%REC	Low Limit	High Limit	RPD Ref Val	%RPD	RPD Limit	Qual
1,3-Butadiene	9.778	0.44	8.849		110	70	130				
1,3-Dichlorobenzene	22.97	1.2	24.05		95.5	70	130				
1,4-Dichlorobenzene	22.97	1.2	24.05		95.5	70	130				
1,4-Dioxane	15.64	0.72	14.42		108	70	130				
2,2,4-Trimethylpentane	21.58	0.93	18.68		116	70	130				
2-Butanone	12.12	0.59	11.80		103	70	130				
2-Hexanone	17.87	0.82	16.39		109	70	130				
4-Ethyltoluene	20.40	0.98	19.66		104	70	130				
4-Methyl-2-pentanone	18.81	0.82	16.39		115	70	130				
Acetone	10.93	2.4	9.502		115	70	130				
Allyl chloride	12.80	0.63	12.52		102	70	130				
Benzene	14.31	0.64	12.78		112	70	130				
Benzyl chloride	22.26	1.0	20.71		108	70	130				
Bromodichloromethane	29.61	1.3	26.80		110	70	130				
Bromoform	36.19	2.1	41.36		87.5	70	130				
Bromomethane	13.40	0.78	15.53		86.2	70	130				
Carbon disulfide	12.99	0.62	12.46		104	70	130				
Carbon tetrachloride	27.30	1.3	25.16		108	70	130				
Chlorobenzene	18.88	0.92	18.42		102	70	130				
Chloroethane	11.56	0.53	10.56		110	70	130				
Chloroform	19.29	0.98	19.53		98.8	70	130				
Chloromethane	8.570	0.41	8.260		104	70	130				
cis-1,2-Dichloroethene	16.06	0.79	15.86		101	70	130				
cis-1,3-Dichloropropene	20.52	0.91	18.16		113	70	130				
Cyclohexane	13.67	0.69	13.77		99.2	70	130				
Dibromochloromethane	33.91	1.7	34.08		99.5	70	130				
Dichlorodifluoromethane	21.51	0.99	19.78		109	70	130				

Qualifiers:

>	Greater than Result value	<	Less than Result value	B	Analyte detected in the associated method blank
BRL	Below reporting limit	E	Estimated (value above quantitation range)	H	Holding times for preparation or analysis exceeded
J	Estimated value detected below Reporting Limit	N	Analyte not NELAC certified	R	RPD outside limits due to matrix
Rpt Lim	Reporting Limit	S	Spike Recovery outside limits due to matrix		

Client: Environmental Planning Specialists, Inc.
Project Name: Rheem
Workorder: 1808Q83

ANALYTICAL QC SUMMARY REPORT

BatchID: 266593

Sample ID: **LCS-266593** Client ID: Units: **ug/m3** Prep Date: **08/30/2018** Run No: **379148**
SampleType: **LCS** TestCode: **VOCs in Air by TO-15/TO-14A/AES SOP OA-11051** BatchID: **266593** Analysis Date: **08/30/2018** Seq No: **8446597**

Analyte	Result	RPT Limit	SPK value	SPK Ref Val	%REC	Low Limit	High Limit	RPD Ref Val	%RPD	RPD Limit	Qual
Ethyl acetate	15.53	0.72	14.41		108	70	130				
Ethylbenzene	17.94	0.87	17.37		103	70	130				
Freon-113	31.88	1.5	30.66		104	70	130				
Freon-114	26.49	1.4	27.96		94.8	70	130				
Hexachlorobutadiene	43.09	2.1	42.67		101	70	130				
Isopropyl alcohol	11.23	3.7	9.832		114	70	130				
m,p-Xylene	35.75	1.7	34.75		103	70	130				
Methyl tert-butyl ether	14.39	0.72	14.42		99.8	70	130				
Methylene chloride	14.14	0.69	13.90		102	70	130				
n-Heptane	18.20	0.82	16.39		111	70	130				
n-Hexane	14.38	0.70	14.10		102	70	130				
o-Xylene	17.90	0.87	17.37		103	70	130				
Propene	6.540	0.34	6.884		95.0	70	130				
Styrene	17.29	0.85	17.03		102	70	130				
Tetrachloroethene	26.92	1.4	27.12		99.2	70	130				
Tetrahydrofuran	12.12	0.59	11.80		103	70	130				
Toluene	16.69	0.75	15.07		111	70	130				
trans-1,2-Dichloroethene	16.06	0.79	15.86		101	70	130				
trans-1,3-Dichloropropene	20.47	0.91	18.16		113	70	130				
Trichloroethene	22.84	1.1	21.50		106	70	130				
Trichlorofluoromethane	22.53	1.1	22.48		100	70	130				
Vinyl acetate	15.63	0.70	14.08		111	70	130				
Vinyl bromide	17.62	0.87	17.49		101	70	130				
Vinyl chloride	10.94	0.51	10.22		107	70	130				
Xylenes, Total	53.64	2.6	52.12		103	70	130				
Surr: 4-Bromofluorobenzene	3.900	0	4.000		97.5	70	130				

Qualifiers:

>	Greater than Result value	<	Less than Result value	B	Analyte detected in the associated method blank
BRL	Below reporting limit	E	Estimated (value above quantitation range)	H	Holding times for preparation or analysis exceeded
J	Estimated value detected below Reporting Limit	N	Analyte not NELAC certified	R	RPD outside limits due to matrix
Rpt Lim	Reporting Limit	S	Spike Recovery outside limits due to matrix		

Client: Environmental Planning Specialists, Inc.
Project Name: Rheem
Workorder: 1808Q83

ANALYTICAL QC SUMMARY REPORT

BatchID: 266593

Sample ID: **1808Q83-013ADUP** Client ID: **18239-VI-028** Units: **ug/m3** Prep Date: **08/30/2018** Run No: **379298**
SampleType: **DUP** TestCode: **VOCs in Air by TO-15/TO-14A/AES SOP OA-11051** BatchID: **266593** Analysis Date: **08/31/2018** Seq No: **8448774**

Analyte	Result	RPT Limit	SPK value	SPK Ref Val	%REC	Low Limit	High Limit	RPD Ref Val	%RPD	RPD Limit	Qual
1,1,1-Trichloroethane	BRL	5.5						0	0	25	
1,1,2,2-Tetrachloroethane	BRL	6.9						0	0	25	
1,1,2-Trichloroethane	BRL	5.5						0	0	25	
1,1-Dichloroethane	BRL	4.0						0	0	25	
1,1-Dichloroethene	BRL	4.0						0	0	25	
1,2,4-Trichlorobenzene	BRL	7.4						0	0	25	
1,2,4-Trimethylbenzene	11.06	4.9						11.80	6.45	25	
1,2-Dibromoethane	BRL	7.7						0	0	25	
1,2-Dichlorobenzene	BRL	6.0						0	0	25	
1,2-Dichloroethane	BRL	4.0						0	0	25	
1,2-Dichloropropane	BRL	4.6						0	0	25	
1,3,5-Trimethylbenzene	BRL	4.9						3.196	0	25	
1,3-Butadiene	BRL	2.2						0	0	25	
1,3-Dichlorobenzene	BRL	6.0						0	0	25	
1,4-Dichlorobenzene	BRL	6.0						0	0	25	
1,4-Dioxane	BRL	3.6						0	0	25	
2,2,4-Trimethylpentane	BRL	4.7						3.737	0	25	
2-Butanone	BRL	2.9						0	0	25	
2-Hexanone	BRL	4.1						0	0	25	
4-Ethyltoluene	BRL	4.9						2.704	0	25	
4-Methyl-2-pentanone	BRL	4.1						0	0	25	
Acetone	26.01	12						25.89	0.458	25	
Allyl chloride	BRL	3.1						0	0	25	
Benzene	3.674	3.2						3.514	4.44	25	
Benzyl chloride	BRL	5.2						0	0	25	
Bromodichloromethane	BRL	6.7						0	0	25	
Bromoform	BRL	10						0	0	25	

Qualifiers:

>	Greater than Result value	<	Less than Result value	B	Analyte detected in the associated method blank
BRL	Below reporting limit	E	Estimated (value above quantitation range)	H	Holding times for preparation or analysis exceeded
J	Estimated value detected below Reporting Limit	N	Analyte not NELAC certified	R	RPD outside limits due to matrix
Rpt Lim	Reporting Limit	S	Spike Recovery outside limits due to matrix		

Client: Environmental Planning Specialists, Inc.
Project Name: Rheem
Workorder: 1808Q83

ANALYTICAL QC SUMMARY REPORT

BatchID: 266593

Sample ID: **1808Q83-013ADUP** Client ID: **18239-VI-028** Units: **ug/m3** Prep Date: **08/30/2018** Run No: **379298**
SampleType: **DUP** TestCode: **VOCs in Air by TO-15/TO-14A/AES SOP OA-11051** BatchID: **266593** Analysis Date: **08/31/2018** Seq No: **8448774**

Analyte	Result	RPT Limit	SPK value	SPK Ref Val	%REC	Low Limit	High Limit	RPD Ref Val	%RPD	RPD Limit	Qual
Bromomethane	BRL	3.9						0	0	25	
Carbon disulfide	BRL	3.1						0	0	25	
Carbon tetrachloride	BRL	6.3						0	0	25	
Chlorobenzene	BRL	4.6						0	0	25	
Chloroethane	BRL	2.6						0	0	25	
Chloroform	5.372	4.9						5.372	0	25	
Chloromethane	BRL	2.1						0	0	25	
cis-1,2-Dichloroethene	BRL	4.0						0	0	25	
cis-1,3-Dichloropropene	BRL	4.5						0	0	25	
Cyclohexane	BRL	3.4						0	0	25	
Dibromochloromethane	BRL	8.5						0	0	25	
Dichlorodifluoromethane	BRL	4.9						0	0	25	
Ethyl acetate	BRL	3.6						0	0	25	
Ethylbenzene	4.995	4.3						5.212	4.26	25	
Freon-113	BRL	7.7						0	0	25	
Freon-114	BRL	7.0						0	0	25	
Hexachlorobutadiene	BRL	11						0	0	25	
Isopropyl alcohol	BRL	18						7.251	0	25	
m,p-Xylene	16.29	8.7						15.42	5.48	25	
Methyl tert-butyl ether	BRL	3.6						0	0	25	
Methylene chloride	BRL	3.5						0	0	25	
n-Heptane	BRL	4.1						0	0	25	
n-Hexane	3.701	3.5						4.053	9.09	25	
o-Xylene	7.384	4.3						8.036	8.45	25	
Propene	BRL	1.7						0	0	25	
Styrene	BRL	4.3						0	0	25	
Tetrachloroethene	32.21	6.8						33.91	5.13	25	

Qualifiers:

>	Greater than Result value	<	Less than Result value	B	Analyte detected in the associated method blank
BRL	Below reporting limit	E	Estimated (value above quantitation range)	H	Holding times for preparation or analysis exceeded
J	Estimated value detected below Reporting Limit	N	Analyte not NELAC certified	R	RPD outside limits due to matrix
Rpt Lim	Reporting Limit	S	Spike Recovery outside limits due to matrix		

Client: Environmental Planning Specialists, Inc.
Project Name: Rheem
Workorder: 1808Q83

ANALYTICAL QC SUMMARY REPORT

BatchID: 266593

Sample ID: **1808Q83-013ADUP** Client ID: **18239-VI-028** Units: **ug/m3** Prep Date: **08/30/2018** Run No: **379298**
SampleType: **DUP** TestCode: **VOCs in Air by TO-15/TO-14A/AES SOP OA-11051** BatchID: **266593** Analysis Date: **08/31/2018** Seq No: **8448774**

Analyte	Result	RPT Limit	SPK value	SPK Ref Val	%REC	Low Limit	High Limit	RPD Ref Val	%RPD	RPD Limit	Qual
Tetrahydrofuran	BRL	2.9						0	0	25	
Toluene	24.50	3.8						25.81	5.24	25	
trans-1,2-Dichloroethene	BRL	4.0						0	0	25	
trans-1,3-Dichloropropene	BRL	4.5						0	0	25	
Trichloroethene	325.7	5.4						324.9	0.248	25	
Trichlorofluoromethane	BRL	5.6						0	0	25	
Vinyl acetate	BRL	3.5						0	0	25	
Vinyl bromide	BRL	4.4						0	0	25	
Vinyl chloride	BRL	2.6						0	0	25	
Xylenes, Total	23.67	13						23.46	0.922	25	
Surr: 4-Bromofluorobenzene	18.80	0	20.00		94.0	70	130	18.85	0	0	

Qualifiers:

>	Greater than Result value	<	Less than Result value	B	Analyte detected in the associated method blank
BRL	Below reporting limit	E	Estimated (value above quantitation range)	H	Holding times for preparation or analysis exceeded
J	Estimated value detected below Reporting Limit	N	Analyte not NELAC certified	R	RPD outside limits due to matrix
Rpt Lim	Reporting Limit	S	Spike Recovery outside limits due to matrix		

Indoor Air Sampling

AES

ANALYTICAL ENVIRONMENTAL SERVICES, INC.

September 04, 2018

Justin Vickery
Environmental Planning Specialists, Inc.
1050 Crown Pointe Parkway, Suite 550
Atlanta GA 30338

RE: Rheem

Dear Justin Vickery: Order No: 1808M79

Analytical Environmental Services, Inc. received 13 samples on 8/23/2018 10:40:00 AM
for the analyses presented in following report.

No problems were encountered during the analyses. Additionally, all results for the associated Quality Control samples were within EPA and/or AES established limits. Any discrepancies associated with the analyses contained herein will be noted and submitted in the form of a project Case Narrative.
AES' certifications are as follows:
-NELAC/Florida Certification number E87582 for analysis of Air & Emissions for Volatile Organics effective 07/01/17-06/30/18.

These results relate only to the items tested. This report may only be reproduced in full.

If you have any questions regarding these test results, please feel free to call.

Sincerely,



Chris Pafford
Project Manager

Revision 9/4/2018

3080 Presidential Drive • Atlanta, Georgia 30340 • Tel: 770.457.8177 • Fax: 770.457.8188 • Toll Free: 800.972.4889
www.aesatlanta.com

APPENDIX

Compound	CAS #	Alternate Name	TO-14A	TO-15	SOP
Acetone	67-64-1				X
Allyl chloride	107-05-1	3-Chloropropene		X	
Benzene	71-43-2		X	X	
Benzyl chloride	100-44-7		X	X	
Bromodichloromethane	75-27-4	Dichlorobromomethane			X
Bromoform	75-25-2	Tribromomethane		X	
Bromomethane	74-83-9	Methyl bromide	X	X	
1,3-Butadiene	106-99-0			X	
Carbon disulfide	75-15-0			X	
Carbon tetrachloride	56-23-5		X	X	
Chlorobenzene	108-90-7		X	X	
Chloroethane	75-00-3	Ethyl chloride	X	X	
Chloroform	67-66-3		X	X	
Chloromethane	74-87-3	Methyl chloride	X	X	
Cyclohexane	110-82-7				X
Dibromochloromethane	124-48-1	Chlorodibromomethane			X
1,2-Dibromoethane	106-93-4	EDB/Ethylene dibromide	X	X	
1,2-Dichlorobenzene	95-50-1	*o*-Dichlorobenzene	X	X	
1,3-Dichlorobenzene	541-73-1	*m*-Dichlorobenzene	X	X	
1,4-Dichlorobenzene	106-46-7	p-Dichlorobenzene	X	X	
Dichlorodifluoromethane	75-71-8	Freon-12	X		
1,1-Dichloroethane	75-34-3		X	X	
1,2-Dichloroethane	107-06-2		X	X	
1,1-Dichloroethene	75-35-4	1,1-Dichloroethylene	X	X	
cis-1,2-Dichloroethene	156-59-2	*cis*-1,2-Dichloroethylene	X	X	
trans-1,2-Dichloroethene	156-60-5	*trans*-1,2-Dichloroethylene		X	
1,2-Dichloropropane	78-87-5		X	X	
cis-1,3-Dichloropropene	10061-01-5		X	X	
trans-1,3-Dichloropropene	10061-02-6		X	X	
1,2-Dichloro-1,1,2,2-tetrafluoroethane	76-14-2	Freon-114	X		
1,4-Dioxane	123-91-1	1,4-Diethylene oxide		X	
Ethyl acetate	141-78-6	Acetic acid, ethyl ester			X
Ethylbenzene	100-41-4		X	X	
4-Ethyltoluene	622-96-8				X
n-Heptane	142-82-5	Heptane			X
Hexachlorobutadiene	87-68-3	Hexachloro-1,3-butadiene	X	X	

n-Hexane	110-54-3	Hexane		X	
Compound	**CAS #**	**Alternate Name**	**TO-14A**	**TO-15**	**SOP**
2-Hexanone	591-78-6	Methyl butyl ketone			X
Methylene chloride	75-09-2	Dichloromethane	X	X	
Methyl tert-butyl ether	1634-04-4	MTBE		X	
Methyl ethyl ketone	78-93-3	MEK/2-Butanone		X	
Methyl isobutyl ketone	108-10-1	4-Methyl-2-pentanone		X	
2-Propanol	67-63-0	Isopropanol/Isopropyl alcohol			X
Propene	115-07-1	Propylene			X
Styrene	100-42-5			X	
1,1,2,2-Tetrachloroethane	79-34-5		X	X	
Tetrachloroethene	127-18-4	Tetrachloroethylene	X	X	
Tetrahydrofuran	109-99-9				X
Toluene	108-88-3			X	
1,2,4-Trichlorobenzene	120-82-1			X	
1,1,1-Trichloroethane	74-55-6			X	
1,1,2-Trichloroethane	79-00-5			X	
Trichloroethene	79-01-6	Trichloroethylene		X	
Trichlorofluoromethane	75-69-4	Freon-11	X		
1,1,2-Trichloro-1,2,2-Trifluoroethane	76-13-1	Freon-113	X		
1,2,4-Trimethylbenzene	95-63-6		X	X	
1,3,5-Trimethylbenzene	108-67-8		X	X	
2,2,4-Trimethylpentane	540-84-1	Isooctane		X	
Vinyl acetate	108-05-04			X	
Vinyl bromide	593-60-2	Bromoethene		X	
Vinyl chloride	75-01-4	Chloroethene	X	X	
Xylenes, Total	1330-20-7		X	X	
m/p-Xylene	179601-23-1		X	X	
o-Xylene	95-47-6		X	X	

ANALYTICAL ENVIRONMENTAL SERVICES, INC.

3080 Presidential Drive
Atlanta, GA 30340
Phone: (770) 457-8177 / Fax: (770) 457-8188

VAPOR/AIR CHAIN OF CUSTODY

Work Order #: 18234M71
Date: 8-23-18
Page: 1 of 2

COMPANY INFORMATION	PROJECT INFORMATION	INVOICE INFORMATION		SAMPLING INFORMATION
Company Name: EPS	Project Name: Rheem	Company Name: EPS	Invoice To Name(s): Justin Vickery	Sampled By (print): Joe Terry
Address: 4100 Northridge Rd, Ste 4100	Project #:	Company Address: 4100 Northridge Rd, Ste 4100	Invoice To Email(s): jvickery@enviplanning.com	Sampler Signature: Joe Terry
City, State, Zip: Sandy Springs, GA 30350	Report To Name(s): Justin Vickery	Company City, State, Zip: Sandy Springs, GA 30350	Invoice To Phone #(s): 404-315-9113	Date: 8-22-18
Phone #: 404-315-9113	Report To Email(s): jvickery@enviplanning.com	AES Project Manager:	AES Quote # and/or PO #:	State/Project Location: Milledgeville, GA

SPECIAL INSTRUCTIONS	REQUESTED TURNAROUND TIME		REPORTING REQUIREMENTS	SHIPPING METHOD	
Special list of analytes or other comments:	Standard (Five Days) ☒	Two Day Rush ☐	Standard/Level II Data Package ☒	FedEx ☐	Client Courier ☒
	Four Day Rush ☐	Next Day Rush ☐	Level III Data Package ☐	UPS ☐	US Mail ☐
	Three Day Rush ☐		Level IV Data Package ☐	Client Drop-off ☐	Other:
	Other:		EDD ☒	AES Courier ☐	

#	Sample ID	Sample Start Date	Sample Start Time (24hr)	Sample Finish Date	Sample Finish Time (24hr)	Sample Matrix (IA = Indoor Air, AA = Ambient Air, SS = Subslab, SV = Soil Vapor)	Canister Serial #	Flow Controller ID	Canister Pressure In Field ("Hg) Start	Canister Pressure In Field ("Hg) Stop	Analysis Requested: TO-15	Remarks
1	18234-AA-1	8.22.18	0737	8.22.18	1537	AA	1229	5911	29	0	X	
2	18234-AA-2	8.22.18	0747	8.22.18	1547	AA	1088	3313	30+	3.5	X	
3	18234-IA-3	8.22.18	0751	8.22.18	1551	IA	1205	5908	30	2	X	
4	18234-IA-4	8.22.18	0749	8.22.18	1549	IA	1230	5907	28	2	X	
5	18234-IA-5	8.22.18	0745	8.22.18	1545	IA	1196	5910	30	3	X	
6	18234-IA-6	8.22.18	0743	8.22.18	1543	IA	1156	5601	30	3	X	
7	18234-IA-7	8.22.18	0742	8.22.18	1542	IA	1206	5909	30+	1	X	
8	18234-IA-8	8.22.18	0800	8.22.18	1600	IA	28363	6355	29	2	X	
9	18234-IA-9	8.22.18	0801	8.22.18	1601	IA	1189	5937	28.5	1.5	X	
10	18234-IA-10	8.22.18	0803	8.22.18	1603	IA	28362	5019	30+	3	X	

SAMPLE RECEIPT

Relinquished			Received		
Relinquished By: Joe Terry	Date: 8-23-18	Time: 1037	Received By: Monique Albritton (CLIENT)	Date: 8/23/18	Time: 10:40am
Relinquished By:	Date:	Time:	Received By:	Date:	Time:
Relinquished By:	Date:	Time:	Received By:	Date:	Time:

Submission of samples to the laboratory constitutes acceptance of AES's Terms & Conditions. Client assumes sole responsibility for damage or loss of samples before we accept them. Samples received after 3PM or on Saturday are considered as received the following business day. If no TAT is marked on COC, AES will proceed with standard TAT. Visit our website at www.aesatlanta.com for downloadable COCs and to log in to your AESAccess account.

White Copy - Original; Green Copy - Client

TO-15 COC 62218

ANALYTICAL ENVIRONMENTAL SERVICES, INC.
AES
3080 Presidential Drive
Atlanta, GA 30340
Phone: (770) 457-8177 / Fax: (770) 457-8188

VAPOR/AIR CHAIN OF CUSTODY

Work Order #: 1808M79
Date: 8-23-18
Page: 2 of 2

COMPANY INFORMATION	PROJECT INFORMATION	INVOICE INFORMATION		SAMPLING INFORMATION
Company Name: EPS	Project Name: Rheem	Company Name: EPS	Invoice To Name(s): Justin Vickery	Sampled By (print): Joe Terry
Address: 4100 Northridge Rd, Ste 400	Project #:	Company Address: Same	Invoice To Email(s):	Sampler Signature: Joe Terry
City, State, Zip: Sandy Springs, GA	Report To Name(s): Justin Vickery	Company City, State, Zip: Same	Invoice To Phone #(s):	Date: 8-22-18
Phone #: 404-315-9113	Report To Email(s): jvickery@enviplanning.com	AES Project Manager:	AES Quote # and/or PO #:	State/Project Location: Milledgeville, GA

SPECIAL INSTRUCTIONS

Special list of analytes or other comments:

REQUESTED TURNAROUND TIME

- Standard (Five Days) ☒
- Two Day Rush ☐
- Four Day Rush ☐
- Next Day Rush ☐
- Three Day Rush ☐
- Other:

REPORTING REQUIREMENTS

- Standard/Level II Data Package ☒
- Level III Data Package ☐
- Level IV Data Package ☐
- EDD ☒

SHIPPING METHOD

- FedEx ☐
- Client Courier ☒
- UPS ☐
- US Mail ☐
- Client Drop-off ☐
- Other:
- AES Courier ☐

#	Sample ID	Sample Start Date	Sample Start Time (24hr)	Sample Finish Date	Sample Finish Time (24hr)	Sample Matrix (IA = Indoor Air, AA = Ambient Air, SS = Subslab, SV = Soil Vapor)	Canister Serial #	Flow Controller ID	Canister Pressure In Field ("Hg) Start	Canister Pressure In Field ("Hg) Stop	Analysis Requested TO-15	Remarks
1	18234-IA-11	8-22-18	0757	8-22-18	1557	IA	28365	6356	30	2	X	
2	18234-IA-12	8-22-18	0753	8-22-18	1553	IA	1232	5912	30	3.5	X	
3	18234-IA-Dup	8-22-18	1200	8-22-18	2000	IA	28361	4996	30+	4.5	X	
4												
5												
6												
7												
8												
9												
10												

SAMPLE RECEIPT

Relinquished			Received		
Relinquished By: Joe Terry	Date: 8-23-18	Time: 1037	Received By: Monique Albritton (CLIENT)	Date: 8/23/18	Time: 10:40am
Relinquished By:	Date:	Time:	Received By:	Date:	Time:
Relinquished By:	Date:	Time:	Received By:	Date:	Time:

Submission of samples to the laboratory constitutes acceptance of AES's Terms & Conditions. Client assumes sole responsibility for damage or loss of samples before we accept them. Samples received after 3PM or on Saturday are considered as received the following business day. If no TAT is marked on COC, AES will proceed with standard TAT. Visit our website at www.aesatlanta.com for downloadable COCs and to log in to your AESAccess account.

White Copy - Original; Green Copy - Client

TO-15 COC 62218

Analytical Environmental Services, Inc

Date: 4-Sep-18

Client: Environmental Planning Specialists, Inc.
Project: Rheem
Lab ID: 1808M79

Case Narrative

Revision:

At the request of Justin Vickery via email 09-04-18 1808M79-001 and -002 were reported as "IA-number" instead of "AA."

Analytical Environmental Services, Inc **TO-15 Report** **Date:** 4-Sep-18

Client:	Environmental Planning Specialists, Inc.	**Client Sample ID:**	18234-IA-1
Project Name:	Rheem	**Collection Date:**	8/22/2018 3:37:00 PM
Lab ID:	1808M79-001	**Matrix:**	Air

Analyses	Result	Reporting Limit	Qual	Units	BatchID	Dilution Factor	Date Analyzed	Analyst
VOCs in Air by TO-15/TO-14A/AES SOP OA-11051				**(TO-15)**				
1,1,1-Trichloroethane	BRL	1.1		ug/m3	266322	2	08/28/2018 18:54	MD
1,1,2,2-Tetrachloroethane	BRL	1.4		ug/m3	266322	2	08/28/2018 18:54	MD
1,1,2-Trichloroethane	BRL	1.1		ug/m3	266322	2	08/28/2018 18:54	MD
1,1-Dichloroethane	BRL	0.81		ug/m3	266322	2	08/28/2018 18:54	MD
1,1-Dichloroethene	BRL	0.79		ug/m3	266322	2	08/28/2018 18:54	MD
1,2,4-Trichlorobenzene	BRL	1.5		ug/m3	266322	2	08/28/2018 18:54	MD
1,2,4-Trimethylbenzene	BRL	0.98		ug/m3	266322	2	08/28/2018 18:54	MD
1,2-Dibromoethane	BRL	1.5		ug/m3	266322	2	08/28/2018 18:54	MD
1,2-Dichlorobenzene	BRL	1.2		ug/m3	266322	2	08/28/2018 18:54	MD
1,2-Dichloroethane	BRL	0.81		ug/m3	266322	2	08/28/2018 18:54	MD
1,2-Dichloropropane	BRL	0.92		ug/m3	266322	2	08/28/2018 18:54	MD
1,3,5-Trimethylbenzene	BRL	0.98		ug/m3	266322	2	08/28/2018 18:54	MD
1,3-Dichlorobenzene	BRL	1.2		ug/m3	266322	2	08/28/2018 18:54	MD
1,4-Dichlorobenzene	BRL	1.2		ug/m3	266322	2	08/28/2018 18:54	MD
2-Butanone	BRL	0.59		ug/m3	266322	2	08/28/2018 18:54	MD
2-Hexanone	BRL	0.82		ug/m3	266322	2	08/28/2018 18:54	MD
4-Ethyltoluene	BRL	0.98		ug/m3	266322	2	08/28/2018 18:54	MD
4-Methyl-2-pentanone	BRL	0.82		ug/m3	266322	2	08/28/2018 18:54	MD
Benzene	BRL	0.64		ug/m3	266322	2	08/28/2018 18:54	MD
Bromodichloromethane	BRL	1.3		ug/m3	266322	2	08/28/2018 18:54	MD
Bromoform	BRL	2.1		ug/m3	266322	2	08/28/2018 18:54	MD
Bromomethane	BRL	0.78		ug/m3	266322	2	08/28/2018 18:54	MD
Carbon disulfide	BRL	0.62		ug/m3	266322	2	08/28/2018 18:54	MD
Carbon tetrachloride	BRL	1.3		ug/m3	266322	2	08/28/2018 18:54	MD
Chlorobenzene	BRL	0.92		ug/m3	266322	2	08/28/2018 18:54	MD
Chloroethane	BRL	0.53		ug/m3	266322	2	08/28/2018 18:54	MD
Chloroform	BRL	0.98		ug/m3	266322	2	08/28/2018 18:54	MD
Chloromethane	BRL	0.41		ug/m3	266322	2	08/28/2018 18:54	MD
cis-1,2-Dichloroethene	BRL	0.79		ug/m3	266322	2	08/28/2018 18:54	MD
cis-1,3-Dichloropropene	BRL	0.91		ug/m3	266322	2	08/28/2018 18:54	MD
Dibromochloromethane	BRL	1.7		ug/m3	266322	2	08/28/2018 18:54	MD
Dichlorodifluoromethane	2.4	0.99		ug/m3	266322	2	08/28/2018 18:54	MD
Ethylbenzene	BRL	0.87		ug/m3	266322	2	08/28/2018 18:54	MD
Freon-113	BRL	1.5		ug/m3	266322	2	08/28/2018 18:54	MD
Freon-114	BRL	1.4		ug/m3	266322	2	08/28/2018 18:54	MD
Hexachlorobutadiene	BRL	2.1		ug/m3	266322	2	08/28/2018 18:54	MD
m,p-Xylene	BRL	1.7		ug/m3	266322	2	08/28/2018 18:54	MD
Methylene chloride	BRL	0.69		ug/m3	266322	2	08/28/2018 18:54	MD
o-Xylene	BRL	0.87		ug/m3	266322	2	08/28/2018 18:54	MD
Styrene	BRL	0.85		ug/m3	266322	2	08/28/2018 18:54	MD
Tetrachloroethene	BRL	1.4		ug/m3	266322	2	08/28/2018 18:54	MD

Qualifiers:

- * Value exceeds maximum contaminant level
- BRL Below reporting limit
- H Holding times for preparation or analysis exceeded
- N Analyte not NELAC certified
- B Analyte detected in the associated method blank
- > Greater than Result value
- E Estimated (value above quantitation range)
- S Spike Recovery outside limits due to matrix
- Narr See case narrative
- NC Not confirmed
- < Less than Result value
- J Estimated value detected below Reporting Limit

Analytical Environmental Services, Inc **TO-15 Report** **Date:** 4-Sep-18

Client:	Environmental Planning Specialists, Inc.	**Client Sample ID:**	18234-IA-1
Project Name:	Rheem	**Collection Date:**	8/22/2018 3:37:00 PM
Lab ID:	1808M79-001	**Matrix:**	Air

Analyses	Result	Reporting Limit	Qual	Units	BatchID	Dilution Factor	Date Analyzed	Analyst
VOCs in Air by TO-15/TO-14A/AES SOP OA-11051				**(TO-15)**				
Toluene	BRL	0.75		ug/m3	266322	2	08/28/2018 18:54	MD
trans-1,2-Dichloroethene	BRL	0.79		ug/m3	266322	2	08/28/2018 18:54	MD
trans-1,3-Dichloropropene	BRL	0.91		ug/m3	266322	2	08/28/2018 18:54	MD
Trichloroethene	1.3	1.1		ug/m3	266322	2	08/28/2018 18:54	MD
Trichlorofluoromethane	BRL	1.1		ug/m3	266322	2	08/28/2018 18:54	MD
Vinyl chloride	BRL	0.51		ug/m3	266322	2	08/28/2018 18:54	MD
Xylenes, Total	BRL	2.6		ug/m3	266322	2	08/28/2018 18:54	MD
Surr: 4-Bromofluorobenzene	95.5	70-130		%REC	266322	2	08/28/2018 18:54	MD

Qualifiers:

*	Value exceeds maximum contaminant level	E	Estimated (value above quantitation range)
BRL	Below reporting limit	S	Spike Recovery outside limits due to matrix
H	Holding times for preparation or analysis exceeded	Narr	See case narrative
N	Analyte not NELAC certified	NC	Not confirmed
B	Analyte detected in the associated method blank	<	Less than Result value
>	Greater than Result value	J	Estimated value detected below Reporting Limit

Analytical Environmental Services, Inc **TO-15 Report** **Date:** 4-Sep-18

Client:	Environmental Planning Specialists, Inc.	**Client Sample ID:**	18234-IA-2
Project Name:	Rheem	**Collection Date:**	8/22/2018 3:47:00 PM
Lab ID:	1808M79-002	**Matrix:**	Air

Analyses	Result	Reporting Limit	Qual	Units	BatchID	Dilution Factor	Date Analyzed	Analyst
VOCs in Air by TO-15/TO-14A/AES SOP OA-11051				**(TO-15)**				
1,1,1-Trichloroethane	BRL	1.1		ug/m3	266322	2	08/28/2018 19:39	MD
1,1,2,2-Tetrachloroethane	BRL	1.4		ug/m3	266322	2	08/28/2018 19:39	MD
1,1,2-Trichloroethane	BRL	1.1		ug/m3	266322	2	08/28/2018 19:39	MD
1,1-Dichloroethane	BRL	0.81		ug/m3	266322	2	08/28/2018 19:39	MD
1,1-Dichloroethene	BRL	0.79		ug/m3	266322	2	08/28/2018 19:39	MD
1,2,4-Trichlorobenzene	BRL	1.5		ug/m3	266322	2	08/28/2018 19:39	MD
1,2,4-Trimethylbenzene	BRL	0.98		ug/m3	266322	2	08/28/2018 19:39	MD
1,2-Dibromoethane	BRL	1.5		ug/m3	266322	2	08/28/2018 19:39	MD
1,2-Dichlorobenzene	BRL	1.2		ug/m3	266322	2	08/28/2018 19:39	MD
1,2-Dichloroethane	BRL	0.81		ug/m3	266322	2	08/28/2018 19:39	MD
1,2-Dichloropropane	BRL	0.92		ug/m3	266322	2	08/28/2018 19:39	MD
1,3,5-Trimethylbenzene	BRL	0.98		ug/m3	266322	2	08/28/2018 19:39	MD
1,3-Dichlorobenzene	BRL	1.2		ug/m3	266322	2	08/28/2018 19:39	MD
1,4-Dichlorobenzene	BRL	1.2		ug/m3	266322	2	08/28/2018 19:39	MD
2-Butanone	BRL	0.59		ug/m3	266322	2	08/28/2018 19:39	MD
2-Hexanone	BRL	0.82		ug/m3	266322	2	08/28/2018 19:39	MD
4-Ethyltoluene	BRL	0.98		ug/m3	266322	2	08/28/2018 19:39	MD
4-Methyl-2-pentanone	BRL	0.82		ug/m3	266322	2	08/28/2018 19:39	MD
Benzene	BRL	0.64		ug/m3	266322	2	08/28/2018 19:39	MD
Bromodichloromethane	BRL	1.3		ug/m3	266322	2	08/28/2018 19:39	MD
Bromoform	BRL	2.1		ug/m3	266322	2	08/28/2018 19:39	MD
Bromomethane	BRL	0.78		ug/m3	266322	2	08/28/2018 19:39	MD
Carbon disulfide	BRL	0.62		ug/m3	266322	2	08/28/2018 19:39	MD
Carbon tetrachloride	BRL	1.3		ug/m3	266322	2	08/28/2018 19:39	MD
Chlorobenzene	BRL	0.92		ug/m3	266322	2	08/28/2018 19:39	MD
Chloroethane	BRL	0.53		ug/m3	266322	2	08/28/2018 19:39	MD
Chloroform	BRL	0.98		ug/m3	266322	2	08/28/2018 19:39	MD
Chloromethane	BRL	0.41		ug/m3	266322	2	08/28/2018 19:39	MD
cis-1,2-Dichloroethene	BRL	0.79		ug/m3	266322	2	08/28/2018 19:39	MD
cis-1,3-Dichloropropene	BRL	0.91		ug/m3	266322	2	08/28/2018 19:39	MD
Dibromochloromethane	BRL	1.7		ug/m3	266322	2	08/28/2018 19:39	MD
Dichlorodifluoromethane	2.5	0.99		ug/m3	266322	2	08/28/2018 19:39	MD
Ethylbenzene	BRL	0.87		ug/m3	266322	2	08/28/2018 19:39	MD
Freon-113	BRL	1.5		ug/m3	266322	2	08/28/2018 19:39	MD
Freon-114	BRL	1.4		ug/m3	266322	2	08/28/2018 19:39	MD
Hexachlorobutadiene	BRL	2.1		ug/m3	266322	2	08/28/2018 19:39	MD
m,p-Xylene	BRL	1.7		ug/m3	266322	2	08/28/2018 19:39	MD
Methylene chloride	BRL	0.69		ug/m3	266322	2	08/28/2018 19:39	MD
o-Xylene	BRL	0.87		ug/m3	266322	2	08/28/2018 19:39	MD
Styrene	BRL	0.85		ug/m3	266322	2	08/28/2018 19:39	MD
Tetrachloroethene	BRL	1.4		ug/m3	266322	2	08/28/2018 19:39	MD

Qualifiers:

*	Value exceeds maximum contaminant level	E	Estimated (value above quantitation range)
BRL	Below reporting limit	S	Spike Recovery outside limits due to matrix
H	Holding times for preparation or analysis exceeded	Narr	See case narrative
N	Analyte not NELAC certified	NC	Not confirmed
B	Analyte detected in the associated method blank	<	Less than Result value
>	Greater than Result value	J	Estimated value detected below Reporting Limit

Analytical Environmental Services, Inc **TO-15 Report** **Date:** 4-Sep-18

Client:	Environmental Planning Specialists, Inc.	**Client Sample ID:**	18234-IA-2
Project Name:	Rheem	**Collection Date:**	8/22/2018 3:47:00 PM
Lab ID:	1808M79-002	**Matrix:**	Air

Analyses	Result	Reporting Limit	Qual	Units	BatchID	Dilution Factor	Date Analyzed	Analyst
VOCs in Air by TO-15/TO-14A/AES SOP OA-11051				**(TO-15)**				
Toluene	BRL	0.75		ug/m3	266322	2	08/28/2018 19:39	MD
trans-1,2-Dichloroethene	BRL	0.79		ug/m3	266322	2	08/28/2018 19:39	MD
trans-1,3-Dichloropropene	BRL	0.91		ug/m3	266322	2	08/28/2018 19:39	MD
Trichloroethene	BRL	1.1		ug/m3	266322	2	08/28/2018 19:39	MD
Trichlorofluoromethane	BRL	1.1		ug/m3	266322	2	08/28/2018 19:39	MD
Vinyl chloride	BRL	0.51		ug/m3	266322	2	08/28/2018 19:39	MD
Xylenes, Total	BRL	2.6		ug/m3	266322	2	08/28/2018 19:39	MD
Surr: 4-Bromofluorobenzene	94.5	70-130		%REC	266322	2	08/28/2018 19:39	MD

Qualifiers:

*	Value exceeds maximum contaminant level	E	Estimated (value above quantitation range)
BRL	Below reporting limit	S	Spike Recovery outside limits due to matrix
H	Holding times for preparation or analysis exceeded	Narr	See case narrative
N	Analyte not NELAC certified	NC	Not confirmed
B	Analyte detected in the associated method blank	<	Less than Result value
>	Greater than Result value	J	Estimated value detected below Reporting Limit

Analytical Environmental Services, Inc **TO-15 Report** **Date:** 4-Sep-18

Client:	Environmental Planning Specialists, Inc.	**Client Sample ID:**	18234-IA-3
Project Name:	Rheem	**Collection Date:**	8/22/2018 3:51:00 PM
Lab ID:	1808M79-003	**Matrix:**	Air

Analyses	Result	Reporting Limit	Qual	Units	BatchID	Dilution Factor	Date Analyzed	Analyst
VOCs in Air by TO-15/TO-14A/AES SOP OA-11051				**(TO-15)**				
1,1,1-Trichloroethane	BRL	1.1		ug/m3	266322	2	08/28/2018 20:25	MD
1,1,2,2-Tetrachloroethane	BRL	1.4		ug/m3	266322	2	08/28/2018 20:25	MD
1,1,2-Trichloroethane	BRL	1.1		ug/m3	266322	2	08/28/2018 20:25	MD
1,1-Dichloroethane	BRL	0.81		ug/m3	266322	2	08/28/2018 20:25	MD
1,1-Dichloroethene	BRL	0.79		ug/m3	266322	2	08/28/2018 20:25	MD
1,2,4-Trichlorobenzene	BRL	1.5		ug/m3	266322	2	08/28/2018 20:25	MD
1,2,4-Trimethylbenzene	1.4	0.98		ug/m3	266322	2	08/28/2018 20:25	MD
1,2-Dibromoethane	BRL	1.5		ug/m3	266322	2	08/28/2018 20:25	MD
1,2-Dichlorobenzene	BRL	1.2		ug/m3	266322	2	08/28/2018 20:25	MD
1,2-Dichloroethane	BRL	0.81		ug/m3	266322	2	08/28/2018 20:25	MD
1,2-Dichloropropane	BRL	0.92		ug/m3	266322	2	08/28/2018 20:25	MD
1,3,5-Trimethylbenzene	BRL	0.98		ug/m3	266322	2	08/28/2018 20:25	MD
1,3-Dichlorobenzene	BRL	1.2		ug/m3	266322	2	08/28/2018 20:25	MD
1,4-Dichlorobenzene	BRL	1.2		ug/m3	266322	2	08/28/2018 20:25	MD
2-Butanone	2.1	0.59		ug/m3	266322	2	08/28/2018 20:25	MD
2-Hexanone	BRL	0.82		ug/m3	266322	2	08/28/2018 20:25	MD
4-Ethyltoluene	BRL	0.98		ug/m3	266322	2	08/28/2018 20:25	MD
4-Methyl-2-pentanone	BRL	0.82		ug/m3	266322	2	08/28/2018 20:25	MD
Benzene	BRL	0.64		ug/m3	266322	2	08/28/2018 20:25	MD
Bromodichloromethane	BRL	1.3		ug/m3	266322	2	08/28/2018 20:25	MD
Bromoform	BRL	2.1		ug/m3	266322	2	08/28/2018 20:25	MD
Bromomethane	BRL	0.78		ug/m3	266322	2	08/28/2018 20:25	MD
Carbon disulfide	BRL	0.62		ug/m3	266322	2	08/28/2018 20:25	MD
Carbon tetrachloride	BRL	1.3		ug/m3	266322	2	08/28/2018 20:25	MD
Chlorobenzene	BRL	0.92		ug/m3	266322	2	08/28/2018 20:25	MD
Chloroethane	BRL	0.53		ug/m3	266322	2	08/28/2018 20:25	MD
Chloroform	BRL	0.98		ug/m3	266322	2	08/28/2018 20:25	MD
Chloromethane	BRL	0.41		ug/m3	266322	2	08/28/2018 20:25	MD
cis-1,2-Dichloroethene	BRL	0.79		ug/m3	266322	2	08/28/2018 20:25	MD
cis-1,3-Dichloropropene	BRL	0.91		ug/m3	266322	2	08/28/2018 20:25	MD
Dibromochloromethane	BRL	1.7		ug/m3	266322	2	08/28/2018 20:25	MD
Dichlorodifluoromethane	2.0	0.99		ug/m3	266322	2	08/28/2018 20:25	MD
Ethylbenzene	BRL	0.87		ug/m3	266322	2	08/28/2018 20:25	MD
Freon-113	BRL	1.5		ug/m3	266322	2	08/28/2018 20:25	MD
Freon-114	BRL	1.4		ug/m3	266322	2	08/28/2018 20:25	MD
Hexachlorobutadiene	BRL	2.1		ug/m3	266322	2	08/28/2018 20:25	MD
m,p-Xylene	1.8	1.7		ug/m3	266322	2	08/28/2018 20:25	MD
Methylene chloride	2.9	0.69		ug/m3	266322	2	08/28/2018 20:25	MD
o-Xylene	0.87	0.87		ug/m3	266322	2	08/28/2018 20:25	MD
Styrene	BRL	0.85		ug/m3	266322	2	08/28/2018 20:25	MD
Tetrachloroethene	BRL	1.4		ug/m3	266322	2	08/28/2018 20:25	MD

Qualifiers:

*	Value exceeds maximum contaminant level	E	Estimated (value above quantitation range)
BRL	Below reporting limit	S	Spike Recovery outside limits due to matrix
H	Holding times for preparation or analysis exceeded	Narr	See case narrative
N	Analyte not NELAC certified	NC	Not confirmed
B	Analyte detected in the associated method blank	<	Less than Result value
>	Greater than Result value	J	Estimated value detected below Reporting Limit

Analytical Environmental Services, Inc **TO-15 Report** **Date:** 4-Sep-18

Client:	Environmental Planning Specialists, Inc.	**Client Sample ID:**	18234-IA-3
Project Name:	Rheem	**Collection Date:**	8/22/2018 3:51:00 PM
Lab ID:	1808M79-003	**Matrix:**	Air

Analyses	Result	Reporting Limit	Qual	Units	BatchID	Dilution Factor	Date Analyzed	Analyst
VOCs in Air by TO-15/TO-14A/AES SOP OA-11051				**(TO-15)**				
Toluene	BRL	0.75		ug/m3	266322	2	08/28/2018 20:25	MD
trans-1,2-Dichloroethene	BRL	0.79		ug/m3	266322	2	08/28/2018 20:25	MD
trans-1,3-Dichloropropene	BRL	0.91		ug/m3	266322	2	08/28/2018 20:25	MD
Trichloroethene	BRL	1.1		ug/m3	266322	2	08/28/2018 20:25	MD
Trichlorofluoromethane	1.1	1.1		ug/m3	266322	2	08/28/2018 20:25	MD
Vinyl chloride	BRL	0.51		ug/m3	266322	2	08/28/2018 20:25	MD
Xylenes, Total	2.6	2.6		ug/m3	266322	2	08/28/2018 20:25	MD
Surr: 4-Bromofluorobenzene	95.8	70-130		%REC	266322	2	08/28/2018 20:25	MD

Qualifiers:

*	Value exceeds maximum contaminant level	E	Estimated (value above quantitation range)
BRL	Below reporting limit	S	Spike Recovery outside limits due to matrix
H	Holding times for preparation or analysis exceeded	Narr	See case narrative
N	Analyte not NELAC certified	NC	Not confirmed
B	Analyte detected in the associated method blank	<	Less than Result value
>	Greater than Result value	J	Estimated value detected below Reporting Limit

Analytical Environmental Services, Inc **TO-15 Report** **Date:** 4-Sep-18

Client:	Environmental Planning Specialists, Inc.	**Client Sample ID:**	18234-IA-4
Project Name:	Rheem	**Collection Date:**	8/22/2018 3:49:00 PM
Lab ID:	1808M79-004	**Matrix:**	Air

Analyses	Result	Reporting Limit	Qual	Units	BatchID	Dilution Factor	Date Analyzed	Analyst
VOCs in Air by TO-15/TO-14A/AES SOP OA-11051				**(TO-15)**				
1,1,1-Trichloroethane	BRL	1.1		ug/m3	266322	2	08/28/2018 21:10	MD
1,1,2,2-Tetrachloroethane	BRL	1.4		ug/m3	266322	2	08/28/2018 21:10	MD
1,1,2-Trichloroethane	BRL	1.1		ug/m3	266322	2	08/28/2018 21:10	MD
1,1-Dichloroethane	BRL	0.81		ug/m3	266322	2	08/28/2018 21:10	MD
1,1-Dichloroethene	BRL	0.79		ug/m3	266322	2	08/28/2018 21:10	MD
1,2,4-Trichlorobenzene	BRL	1.5		ug/m3	266322	2	08/28/2018 21:10	MD
1,2,4-Trimethylbenzene	BRL	0.98		ug/m3	266322	2	08/28/2018 21:10	MD
1,2-Dibromoethane	BRL	1.5		ug/m3	266322	2	08/28/2018 21:10	MD
1,2-Dichlorobenzene	BRL	1.2		ug/m3	266322	2	08/28/2018 21:10	MD
1,2-Dichloroethane	BRL	0.81		ug/m3	266322	2	08/28/2018 21:10	MD
1,2-Dichloropropane	BRL	0.92		ug/m3	266322	2	08/28/2018 21:10	MD
1,3,5-Trimethylbenzene	BRL	0.98		ug/m3	266322	2	08/28/2018 21:10	MD
1,3-Dichlorobenzene	BRL	1.2		ug/m3	266322	2	08/28/2018 21:10	MD
1,4-Dichlorobenzene	BRL	1.2		ug/m3	266322	2	08/28/2018 21:10	MD
2-Butanone	BRL	0.59		ug/m3	266322	2	08/28/2018 21:10	MD
2-Hexanone	BRL	0.82		ug/m3	266322	2	08/28/2018 21:10	MD
4-Ethyltoluene	BRL	0.98		ug/m3	266322	2	08/28/2018 21:10	MD
4-Methyl-2-pentanone	BRL	0.82		ug/m3	266322	2	08/28/2018 21:10	MD
Benzene	BRL	0.64		ug/m3	266322	2	08/28/2018 21:10	MD
Bromodichloromethane	BRL	1.3		ug/m3	266322	2	08/28/2018 21:10	MD
Bromoform	BRL	2.1		ug/m3	266322	2	08/28/2018 21:10	MD
Bromomethane	BRL	0.78		ug/m3	266322	2	08/28/2018 21:10	MD
Carbon disulfide	BRL	0.62		ug/m3	266322	2	08/28/2018 21:10	MD
Carbon tetrachloride	BRL	1.3		ug/m3	266322	2	08/28/2018 21:10	MD
Chlorobenzene	BRL	0.92		ug/m3	266322	2	08/28/2018 21:10	MD
Chloroethane	BRL	0.53		ug/m3	266322	2	08/28/2018 21:10	MD
Chloroform	BRL	0.98		ug/m3	266322	2	08/28/2018 21:10	MD
Chloromethane	BRL	0.41		ug/m3	266322	2	08/28/2018 21:10	MD
cis-1,2-Dichloroethene	BRL	0.79		ug/m3	266322	2	08/28/2018 21:10	MD
cis-1,3-Dichloropropene	BRL	0.91		ug/m3	266322	2	08/28/2018 21:10	MD
Dibromochloromethane	BRL	1.7		ug/m3	266322	2	08/28/2018 21:10	MD
Dichlorodifluoromethane	2.2	0.99		ug/m3	266322	2	08/28/2018 21:10	MD
Ethylbenzene	BRL	0.87		ug/m3	266322	2	08/28/2018 21:10	MD
Freon-113	BRL	1.5		ug/m3	266322	2	08/28/2018 21:10	MD
Freon-114	BRL	1.4		ug/m3	266322	2	08/28/2018 21:10	MD
Hexachlorobutadiene	BRL	2.1		ug/m3	266322	2	08/28/2018 21:10	MD
m,p-Xylene	BRL	1.7		ug/m3	266322	2	08/28/2018 21:10	MD
Methylene chloride	BRL	0.69		ug/m3	266322	2	08/28/2018 21:10	MD
o-Xylene	BRL	0.87		ug/m3	266322	2	08/28/2018 21:10	MD
Styrene	BRL	0.85		ug/m3	266322	2	08/28/2018 21:10	MD
Tetrachloroethene	BRL	1.4		ug/m3	266322	2	08/28/2018 21:10	MD

Qualifiers:

*	Value exceeds maximum contaminant level	E	Estimated (value above quantitation range)
BRL	Below reporting limit	S	Spike Recovery outside limits due to matrix
H	Holding times for preparation or analysis exceeded	Narr	See case narrative
N	Analyte not NELAC certified	NC	Not confirmed
B	Analyte detected in the associated method blank	<	Less than Result value
>	Greater than Result value	J	Estimated value detected below Reporting Limit

Analytical Environmental Services, Inc **TO-15 Report** **Date:** 4-Sep-18

Client:	Environmental Planning Specialists, Inc.	**Client Sample ID:**	18234-IA-4
Project Name:	Rheem	**Collection Date:**	8/22/2018 3:49:00 PM
Lab ID:	1808M79-004	**Matrix:**	Air

Analyses	Result	Reporting Limit	Qual	Units	BatchID	Dilution Factor	Date Analyzed	Analyst
VOCs in Air by TO-15/TO-14A/AES SOP OA-11051				**(TO-15)**				
Toluene	BRL	0.75		ug/m3	266322	2	08/28/2018 21:10	MD
trans-1,2-Dichloroethene	BRL	0.79		ug/m3	266322	2	08/28/2018 21:10	MD
trans-1,3-Dichloropropene	BRL	0.91		ug/m3	266322	2	08/28/2018 21:10	MD
Trichloroethene	BRL	1.1		ug/m3	266322	2	08/28/2018 21:10	MD
Trichlorofluoromethane	BRL	1.1		ug/m3	266322	2	08/28/2018 21:10	MD
Vinyl chloride	BRL	0.51		ug/m3	266322	2	08/28/2018 21:10	MD
Xylenes, Total	BRL	2.6		ug/m3	266322	2	08/28/2018 21:10	MD
Surr: 4-Bromofluorobenzene	96.8	70-130		%REC	266322	2	08/28/2018 21:10	MD

Qualifiers:

*	Value exceeds maximum contaminant level	E	Estimated (value above quantitation range)
BRL	Below reporting limit	S	Spike Recovery outside limits due to matrix
H	Holding times for preparation or analysis exceeded	Narr	See case narrative
N	Analyte not NELAC certified	NC	Not confirmed
B	Analyte detected in the associated method blank	<	Less than Result value
>	Greater than Result value	J	Estimated value detected below Reporting Limit

Analytical Environmental Services, Inc **TO-15 Report** **Date:** 4-Sep-18

Client:	Environmental Planning Specialists, Inc.	**Client Sample ID:**	18234-IA-5
Project Name:	Rheem	**Collection Date:**	8/22/2018 3:45:00 PM
Lab ID:	1808M79-005	**Matrix:**	Air

Analyses	Result	Reporting Limit	Qual	Units	BatchID	Dilution Factor	Date Analyzed	Analyst
VOCs in Air by TO-15/TO-14A/AES SOP OA-11051				**(TO-15)**				
1,1,1-Trichloroethane	BRL	1.1		ug/m3	266322	2	08/28/2018 21:55	MD
1,1,2,2-Tetrachloroethane	BRL	1.4		ug/m3	266322	2	08/28/2018 21:55	MD
1,1,2-Trichloroethane	BRL	1.1		ug/m3	266322	2	08/28/2018 21:55	MD
1,1-Dichloroethane	BRL	0.81		ug/m3	266322	2	08/28/2018 21:55	MD
1,1-Dichloroethene	BRL	0.79		ug/m3	266322	2	08/28/2018 21:55	MD
1,2,4-Trichlorobenzene	BRL	1.5		ug/m3	266322	2	08/28/2018 21:55	MD
1,2,4-Trimethylbenzene	BRL	0.98		ug/m3	266322	2	08/28/2018 21:55	MD
1,2-Dibromoethane	BRL	1.5		ug/m3	266322	2	08/28/2018 21:55	MD
1,2-Dichlorobenzene	BRL	1.2		ug/m3	266322	2	08/28/2018 21:55	MD
1,2-Dichloroethane	BRL	0.81		ug/m3	266322	2	08/28/2018 21:55	MD
1,2-Dichloropropane	BRL	0.92		ug/m3	266322	2	08/28/2018 21:55	MD
1,3,5-Trimethylbenzene	BRL	0.98		ug/m3	266322	2	08/28/2018 21:55	MD
1,3-Dichlorobenzene	BRL	1.2		ug/m3	266322	2	08/28/2018 21:55	MD
1,4-Dichlorobenzene	BRL	1.2		ug/m3	266322	2	08/28/2018 21:55	MD
2-Butanone	BRL	0.59		ug/m3	266322	2	08/28/2018 21:55	MD
2-Hexanone	BRL	0.82		ug/m3	266322	2	08/28/2018 21:55	MD
4-Ethyltoluene	BRL	0.98		ug/m3	266322	2	08/28/2018 21:55	MD
4-Methyl-2-pentanone	BRL	0.82		ug/m3	266322	2	08/28/2018 21:55	MD
Benzene	BRL	0.64		ug/m3	266322	2	08/28/2018 21:55	MD
Bromodichloromethane	BRL	1.3		ug/m3	266322	2	08/28/2018 21:55	MD
Bromoform	BRL	2.1		ug/m3	266322	2	08/28/2018 21:55	MD
Bromomethane	BRL	0.78		ug/m3	266322	2	08/28/2018 21:55	MD
Carbon disulfide	BRL	0.62		ug/m3	266322	2	08/28/2018 21:55	MD
Carbon tetrachloride	BRL	1.3		ug/m3	266322	2	08/28/2018 21:55	MD
Chlorobenzene	BRL	0.92		ug/m3	266322	2	08/28/2018 21:55	MD
Chloroethane	BRL	0.53		ug/m3	266322	2	08/28/2018 21:55	MD
Chloroform	BRL	0.98		ug/m3	266322	2	08/28/2018 21:55	MD
Chloromethane	BRL	0.41		ug/m3	266322	2	08/28/2018 21:55	MD
cis-1,2-Dichloroethene	BRL	0.79		ug/m3	266322	2	08/28/2018 21:55	MD
cis-1,3-Dichloropropene	BRL	0.91		ug/m3	266322	2	08/28/2018 21:55	MD
Dibromochloromethane	BRL	1.7		ug/m3	266322	2	08/28/2018 21:55	MD
Dichlorodifluoromethane	2.2	0.99		ug/m3	266322	2	08/28/2018 21:55	MD
Ethylbenzene	BRL	0.87		ug/m3	266322	2	08/28/2018 21:55	MD
Freon-113	BRL	1.5		ug/m3	266322	2	08/28/2018 21:55	MD
Freon-114	BRL	1.4		ug/m3	266322	2	08/28/2018 21:55	MD
Hexachlorobutadiene	BRL	2.1		ug/m3	266322	2	08/28/2018 21:55	MD
m,p-Xylene	BRL	1.7		ug/m3	266322	2	08/28/2018 21:55	MD
Methylene chloride	BRL	0.69		ug/m3	266322	2	08/28/2018 21:55	MD
o-Xylene	BRL	0.87		ug/m3	266322	2	08/28/2018 21:55	MD
Styrene	BRL	0.85		ug/m3	266322	2	08/28/2018 21:55	MD
Tetrachloroethene	BRL	1.4		ug/m3	266322	2	08/28/2018 21:55	MD

Qualifiers:

* Value exceeds maximum contaminant level	E Estimated (value above quantitation range)
BRL Below reporting limit	S Spike Recovery outside limits due to matrix
H Holding times for preparation or analysis exceeded	Narr See case narrative
N Analyte not NELAC certified	NC Not confirmed
B Analyte detected in the associated method blank	< Less than Result value
> Greater than Result value	J Estimated value detected below Reporting Limit

Analytical Environmental Services, Inc **TO-15 Report** **Date:** 4-Sep-18

Client:	Environmental Planning Specialists, Inc.	**Client Sample ID:**	18234-IA-5
Project Name:	Rheem	**Collection Date:**	8/22/2018 3:45:00 PM
Lab ID:	1808M79-005	**Matrix:**	Air

Analyses	Result	Reporting Limit	Qual	Units	BatchID	Dilution Factor	Date Analyzed	Analyst
VOCs in Air by TO-15/TO-14A/AES SOP OA-11051				**(TO-15)**				
Toluene	BRL	0.75		ug/m3	266322	2	08/28/2018 21:55	MD
trans-1,2-Dichloroethene	BRL	0.79		ug/m3	266322	2	08/28/2018 21:55	MD
trans-1,3-Dichloropropene	BRL	0.91		ug/m3	266322	2	08/28/2018 21:55	MD
Trichloroethene	1.1	1.1		ug/m3	266322	2	08/28/2018 21:55	MD
Trichlorofluoromethane	BRL	1.1		ug/m3	266322	2	08/28/2018 21:55	MD
Vinyl chloride	BRL	0.51		ug/m3	266322	2	08/28/2018 21:55	MD
Xylenes, Total	BRL	2.6		ug/m3	266322	2	08/28/2018 21:55	MD
Surr: 4-Bromofluorobenzene	98	70-130		%REC	266322	2	08/28/2018 21:55	MD

Qualifiers:

*	Value exceeds maximum contaminant level	E	Estimated (value above quantitation range)
BRL	Below reporting limit	S	Spike Recovery outside limits due to matrix
H	Holding times for preparation or analysis exceeded	Narr	See case narrative
N	Analyte not NELAC certified	NC	Not confirmed
B	Analyte detected in the associated method blank	<	Less than Result value
>	Greater than Result value	J	Estimated value detected below Reporting Limit

Analytical Environmental Services, Inc **TO-15 Report** **Date:** 4-Sep-18

Client:	Environmental Planning Specialists, Inc.	**Client Sample ID:**	18234-IA-6
Project Name:	Rheem	**Collection Date:**	8/22/2018 3:43:00 PM
Lab ID:	1808M79-006	**Matrix:**	Air

Analyses	Result	Reporting Limit	Qual	Units	BatchID	Dilution Factor	Date Analyzed	Analyst
VOCs in Air by TO-15/TO-14A/AES SOP OA-11051				**(TO-15)**				
1,1,1-Trichloroethane	BRL	1.1		ug/m3	266322	2	08/28/2018 22:41	MD
1,1,2,2-Tetrachloroethane	BRL	1.4		ug/m3	266322	2	08/28/2018 22:41	MD
1,1,2-Trichloroethane	BRL	1.1		ug/m3	266322	2	08/28/2018 22:41	MD
1,1-Dichloroethane	BRL	0.81		ug/m3	266322	2	08/28/2018 22:41	MD
1,1-Dichloroethene	BRL	0.79		ug/m3	266322	2	08/28/2018 22:41	MD
1,2,4-Trichlorobenzene	BRL	1.5		ug/m3	266322	2	08/28/2018 22:41	MD
1,2,4-Trimethylbenzene	1.7	0.98		ug/m3	266322	2	08/28/2018 22:41	MD
1,2-Dibromoethane	BRL	1.5		ug/m3	266322	2	08/28/2018 22:41	MD
1,2-Dichlorobenzene	BRL	1.2		ug/m3	266322	2	08/28/2018 22:41	MD
1,2-Dichloroethane	BRL	0.81		ug/m3	266322	2	08/28/2018 22:41	MD
1,2-Dichloropropane	BRL	0.92		ug/m3	266322	2	08/28/2018 22:41	MD
1,3,5-Trimethylbenzene	0.98	0.98		ug/m3	266322	2	08/28/2018 22:41	MD
1,3-Dichlorobenzene	BRL	1.2		ug/m3	266322	2	08/28/2018 22:41	MD
1,4-Dichlorobenzene	BRL	1.2		ug/m3	266322	2	08/28/2018 22:41	MD
2-Butanone	1.8	0.59		ug/m3	266322	2	08/28/2018 22:41	MD
2-Hexanone	BRL	0.82		ug/m3	266322	2	08/28/2018 22:41	MD
4-Ethyltoluene	BRL	0.98		ug/m3	266322	2	08/28/2018 22:41	MD
4-Methyl-2-pentanone	BRL	0.82		ug/m3	266322	2	08/28/2018 22:41	MD
Benzene	BRL	0.64		ug/m3	266322	2	08/28/2018 22:41	MD
Bromodichloromethane	BRL	1.3		ug/m3	266322	2	08/28/2018 22:41	MD
Bromoform	BRL	2.1		ug/m3	266322	2	08/28/2018 22:41	MD
Bromomethane	BRL	0.78		ug/m3	266322	2	08/28/2018 22:41	MD
Carbon disulfide	BRL	0.62		ug/m3	266322	2	08/28/2018 22:41	MD
Carbon tetrachloride	BRL	1.3		ug/m3	266322	2	08/28/2018 22:41	MD
Chlorobenzene	BRL	0.92		ug/m3	266322	2	08/28/2018 22:41	MD
Chloroethane	BRL	0.53		ug/m3	266322	2	08/28/2018 22:41	MD
Chloroform	BRL	0.98		ug/m3	266322	2	08/28/2018 22:41	MD
Chloromethane	BRL	0.41		ug/m3	266322	2	08/28/2018 22:41	MD
cis-1,2-Dichloroethene	BRL	0.79		ug/m3	266322	2	08/28/2018 22:41	MD
cis-1,3-Dichloropropene	BRL	0.91		ug/m3	266322	2	08/28/2018 22:41	MD
Dibromochloromethane	BRL	1.7		ug/m3	266322	2	08/28/2018 22:41	MD
Dichlorodifluoromethane	2.1	0.99		ug/m3	266322	2	08/28/2018 22:41	MD
Ethylbenzene	BRL	0.87		ug/m3	266322	2	08/28/2018 22:41	MD
Freon-113	BRL	1.5		ug/m3	266322	2	08/28/2018 22:41	MD
Freon-114	BRL	1.4		ug/m3	266322	2	08/28/2018 22:41	MD
Hexachlorobutadiene	BRL	2.1		ug/m3	266322	2	08/28/2018 22:41	MD
m,p-Xylene	2.6	1.7		ug/m3	266322	2	08/28/2018 22:41	MD
Methylene chloride	BRL	0.69		ug/m3	266322	2	08/28/2018 22:41	MD
o-Xylene	1.3	0.87		ug/m3	266322	2	08/28/2018 22:41	MD
Styrene	BRL	0.85		ug/m3	266322	2	08/28/2018 22:41	MD
Tetrachloroethene	BRL	1.4		ug/m3	266322	2	08/28/2018 22:41	MD

Qualifiers:

*	Value exceeds maximum contaminant level	E	Estimated (value above quantitation range)
BRL	Below reporting limit	S	Spike Recovery outside limits due to matrix
H	Holding times for preparation or analysis exceeded	Narr	See case narrative
N	Analyte not NELAC certified	NC	Not confirmed
B	Analyte detected in the associated method blank	<	Less than Result value
>	Greater than Result value	J	Estimated value detected below Reporting Limit

Analytical Environmental Services, Inc **TO-15 Report** **Date:** 4-Sep-18

Client:	Environmental Planning Specialists, Inc.	**Client Sample ID:**	18234-IA-6
Project Name:	Rheem	**Collection Date:**	8/22/2018 3:43:00 PM
Lab ID:	1808M79-006	**Matrix:**	Air

Analyses	Result	Reporting Limit	Qual	Units	BatchID	Dilution Factor	Date Analyzed	Analyst
VOCs in Air by TO-15/TO-14A/AES SOP OA-11051				**(TO-15)**				
Toluene	BRL	0.75		ug/m3	266322	2	08/28/2018 22:41	MD
trans-1,2-Dichloroethene	BRL	0.79		ug/m3	266322	2	08/28/2018 22:41	MD
trans-1,3-Dichloropropene	BRL	0.91		ug/m3	266322	2	08/28/2018 22:41	MD
Trichloroethene	1.6	1.1		ug/m3	266322	2	08/28/2018 22:41	MD
Trichlorofluoromethane	BRL	1.1		ug/m3	266322	2	08/28/2018 22:41	MD
Vinyl chloride	BRL	0.51		ug/m3	266322	2	08/28/2018 22:41	MD
Xylenes, Total	3.9	2.6		ug/m3	266322	2	08/28/2018 22:41	MD
Surr: 4-Bromofluorobenzene	96.2	70-130		%REC	266322	2	08/28/2018 22:41	MD

Qualifiers:

*	Value exceeds maximum contaminant level	E	Estimated (value above quantitation range)
BRL	Below reporting limit	S	Spike Recovery outside limits due to matrix
H	Holding times for preparation or analysis exceeded	Narr	See case narrative
N	Analyte not NELAC certified	NC	Not confirmed
B	Analyte detected in the associated method blank	<	Less than Result value
>	Greater than Result value	J	Estimated value detected below Reporting Limit

Analytical Environmental Services, Inc **TO-15 Report** **Date:** 4-Sep-18

Client:	Environmental Planning Specialists, Inc.	**Client Sample ID:**	18234-IA-7
Project Name:	Rheem	**Collection Date:**	8/22/2018 3:42:00 PM
Lab ID:	1808M79-007	**Matrix:**	Air

Analyses	Result	Reporting Limit	Qual	Units	BatchID	Dilution Factor	Date Analyzed	Analyst
VOCs in Air by TO-15/TO-14A/AES SOP OA-11051				**(TO-15)**				
1,1,1-Trichloroethane	BRL	1.1		ug/m3	266351	2	08/29/2018 13:27	MD
1,1,2,2-Tetrachloroethane	BRL	1.4		ug/m3	266351	2	08/29/2018 13:27	MD
1,1,2-Trichloroethane	BRL	1.1		ug/m3	266351	2	08/29/2018 13:27	MD
1,1-Dichloroethane	BRL	0.81		ug/m3	266351	2	08/29/2018 13:27	MD
1,1-Dichloroethene	BRL	0.79		ug/m3	266351	2	08/29/2018 13:27	MD
1,2,4-Trichlorobenzene	BRL	1.5		ug/m3	266351	2	08/29/2018 13:27	MD
1,2,4-Trimethylbenzene	3.8	0.98		ug/m3	266351	2	08/29/2018 13:27	MD
1,2-Dibromoethane	BRL	1.5		ug/m3	266351	2	08/29/2018 13:27	MD
1,2-Dichlorobenzene	BRL	1.2		ug/m3	266351	2	08/29/2018 13:27	MD
1,2-Dichloroethane	BRL	0.81		ug/m3	266351	2	08/29/2018 13:27	MD
1,2-Dichloropropane	BRL	0.92		ug/m3	266351	2	08/29/2018 13:27	MD
1,3,5-Trimethylbenzene	1.6	0.98		ug/m3	266351	2	08/29/2018 13:27	MD
1,3-Dichlorobenzene	BRL	1.2		ug/m3	266351	2	08/29/2018 13:27	MD
1,4-Dichlorobenzene	BRL	1.2		ug/m3	266351	2	08/29/2018 13:27	MD
2-Butanone	2.6	0.59		ug/m3	266351	2	08/29/2018 13:27	MD
2-Hexanone	5.7	0.82		ug/m3	266351	2	08/29/2018 13:27	MD
4-Ethyltoluene	2.7	0.98		ug/m3	266351	2	08/29/2018 13:27	MD
4-Methyl-2-pentanone	1.4	0.82		ug/m3	266351	2	08/29/2018 13:27	MD
Benzene	2.1	0.64		ug/m3	266351	2	08/29/2018 13:27	MD
Bromodichloromethane	BRL	1.3		ug/m3	266351	2	08/29/2018 13:27	MD
Bromoform	BRL	2.1		ug/m3	266351	2	08/29/2018 13:27	MD
Bromomethane	BRL	0.78		ug/m3	266351	2	08/29/2018 13:27	MD
Carbon disulfide	BRL	0.62		ug/m3	266351	2	08/29/2018 13:27	MD
Carbon tetrachloride	BRL	1.3		ug/m3	266351	2	08/29/2018 13:27	MD
Chlorobenzene	BRL	0.92		ug/m3	266351	2	08/29/2018 13:27	MD
Chloroethane	BRL	0.53		ug/m3	266351	2	08/29/2018 13:27	MD
Chloroform	BRL	0.98		ug/m3	266351	2	08/29/2018 13:27	MD
Chloromethane	1.2	0.41		ug/m3	266351	2	08/29/2018 13:27	MD
cis-1,2-Dichloroethene	BRL	0.79		ug/m3	266351	2	08/29/2018 13:27	MD
cis-1,3-Dichloropropene	BRL	0.91		ug/m3	266351	2	08/29/2018 13:27	MD
Dibromochloromethane	BRL	1.7		ug/m3	266351	2	08/29/2018 13:27	MD
Dichlorodifluoromethane	2.3	0.99		ug/m3	266351	2	08/29/2018 13:27	MD
Ethylbenzene	2.4	0.87		ug/m3	266351	2	08/29/2018 13:27	MD
Freon-113	BRL	1.5		ug/m3	266351	2	08/29/2018 13:27	MD
Freon-114	2.7	1.4		ug/m3	266351	2	08/29/2018 13:27	MD
Hexachlorobutadiene	BRL	2.1		ug/m3	266351	2	08/29/2018 13:27	MD
m,p-Xylene	9.9	1.7		ug/m3	266351	2	08/29/2018 13:27	MD
Methylene chloride	BRL	0.69		ug/m3	266351	2	08/29/2018 13:27	MD
o-Xylene	3.6	0.87		ug/m3	266351	2	08/29/2018 13:27	MD
Styrene	BRL	0.85		ug/m3	266351	2	08/29/2018 13:27	MD
Tetrachloroethene	BRL	1.4		ug/m3	266351	2	08/29/2018 13:27	MD

Qualifiers:

* Value exceeds maximum contaminant level	E Estimated (value above quantitation range)
BRL Below reporting limit	S Spike Recovery outside limits due to matrix
H Holding times for preparation or analysis exceeded	Narr See case narrative
N Analyte not NELAC certified	NC Not confirmed
B Analyte detected in the associated method blank	< Less than Result value
> Greater than Result value	J Estimated value detected below Reporting Limit

Analytical Environmental Services, Inc **TO-15 Report** **Date:** 4-Sep-18

Client:	Environmental Planning Specialists, Inc.	**Client Sample ID:**	18234-IA-7
Project Name:	Rheem	**Collection Date:**	8/22/2018 3:42:00 PM
Lab ID:	1808M79-007	**Matrix:**	Air

Analyses	Result	Reporting Limit	Qual	Units	BatchID	Dilution Factor	Date Analyzed	Analyst
VOCs in Air by TO-15/TO-14A/AES SOP OA-11051				**(TO-15)**				
Toluene	7.4	0.75		ug/m3	266351	2	08/29/2018 13:27	MD
trans-1,2-Dichloroethene	BRL	0.79		ug/m3	266351	2	08/29/2018 13:27	MD
trans-1,3-Dichloropropene	BRL	0.91		ug/m3	266351	2	08/29/2018 13:27	MD
Trichloroethene	BRL	1.1		ug/m3	266351	2	08/29/2018 13:27	MD
Trichlorofluoromethane	BRL	1.1		ug/m3	266351	2	08/29/2018 13:27	MD
Vinyl chloride	BRL	0.51		ug/m3	266351	2	08/29/2018 13:27	MD
Xylenes, Total	13	2.6		ug/m3	266351	2	08/29/2018 13:27	MD
Surr: 4-Bromofluorobenzene	94.2	70-130		%REC	266351	2	08/29/2018 13:27	MD

Qualifiers:

*	Value exceeds maximum contaminant level	E	Estimated (value above quantitation range)
BRL	Below reporting limit	S	Spike Recovery outside limits due to matrix
H	Holding times for preparation or analysis exceeded	Narr	See case narrative
N	Analyte not NELAC certified	NC	Not confirmed
B	Analyte detected in the associated method blank	<	Less than Result value
>	Greater than Result value	J	Estimated value detected below Reporting Limit

Analytical Environmental Services, Inc **TO-15 Report** **Date:** 4-Sep-18

Client:	Environmental Planning Specialists, Inc.	**Client Sample ID:**	18234-IA-8
Project Name:	Rheem	**Collection Date:**	8/22/2018 4:00:00 PM
Lab ID:	1808M79-008	**Matrix:**	Air

Analyses	Result	Reporting Limit	Qual	Units	BatchID	Dilution Factor	Date Analyzed	Analyst
VOCs in Air by TO-15/TO-14A/AES SOP OA-11051				**(TO-15)**				
1,1,1-Trichloroethane	BRL	1.1		ug/m3	266351	2	08/29/2018 14:13	MD
1,1,2,2-Tetrachloroethane	BRL	1.4		ug/m3	266351	2	08/29/2018 14:13	MD
1,1,2-Trichloroethane	BRL	1.1		ug/m3	266351	2	08/29/2018 14:13	MD
1,1-Dichloroethane	BRL	0.81		ug/m3	266351	2	08/29/2018 14:13	MD
1,1-Dichloroethene	BRL	0.79		ug/m3	266351	2	08/29/2018 14:13	MD
1,2,4-Trichlorobenzene	BRL	1.5		ug/m3	266351	2	08/29/2018 14:13	MD
1,2,4-Trimethylbenzene	2.9	0.98		ug/m3	266351	2	08/29/2018 14:13	MD
1,2-Dibromoethane	BRL	1.5		ug/m3	266351	2	08/29/2018 14:13	MD
1,2-Dichlorobenzene	BRL	1.2		ug/m3	266351	2	08/29/2018 14:13	MD
1,2-Dichloroethane	BRL	0.81		ug/m3	266351	2	08/29/2018 14:13	MD
1,2-Dichloropropane	BRL	0.92		ug/m3	266351	2	08/29/2018 14:13	MD
1,3,5-Trimethylbenzene	1.9	0.98		ug/m3	266351	2	08/29/2018 14:13	MD
1,3-Dichlorobenzene	BRL	1.2		ug/m3	266351	2	08/29/2018 14:13	MD
1,4-Dichlorobenzene	BRL	1.2		ug/m3	266351	2	08/29/2018 14:13	MD
2-Butanone	2.2	0.59		ug/m3	266351	2	08/29/2018 14:13	MD
2-Hexanone	BRL	0.82		ug/m3	266351	2	08/29/2018 14:13	MD
4-Ethyltoluene	BRL	0.98		ug/m3	266351	2	08/29/2018 14:13	MD
4-Methyl-2-pentanone	BRL	0.82		ug/m3	266351	2	08/29/2018 14:13	MD
Benzene	BRL	0.64		ug/m3	266351	2	08/29/2018 14:13	MD
Bromodichloromethane	BRL	1.3		ug/m3	266351	2	08/29/2018 14:13	MD
Bromoform	BRL	2.1		ug/m3	266351	2	08/29/2018 14:13	MD
Bromomethane	BRL	0.78		ug/m3	266351	2	08/29/2018 14:13	MD
Carbon disulfide	BRL	0.62		ug/m3	266351	2	08/29/2018 14:13	MD
Carbon tetrachloride	BRL	1.3		ug/m3	266351	2	08/29/2018 14:13	MD
Chlorobenzene	BRL	0.92		ug/m3	266351	2	08/29/2018 14:13	MD
Chloroethane	BRL	0.53		ug/m3	266351	2	08/29/2018 14:13	MD
Chloroform	BRL	0.98		ug/m3	266351	2	08/29/2018 14:13	MD
Chloromethane	BRL	0.41		ug/m3	266351	2	08/29/2018 14:13	MD
cis-1,2-Dichloroethene	BRL	0.79		ug/m3	266351	2	08/29/2018 14:13	MD
cis-1,3-Dichloropropene	BRL	0.91		ug/m3	266351	2	08/29/2018 14:13	MD
Dibromochloromethane	BRL	1.7		ug/m3	266351	2	08/29/2018 14:13	MD
Dichlorodifluoromethane	2.3	0.99		ug/m3	266351	2	08/29/2018 14:13	MD
Ethylbenzene	0.87	0.87		ug/m3	266351	2	08/29/2018 14:13	MD
Freon-113	BRL	1.5		ug/m3	266351	2	08/29/2018 14:13	MD
Freon-114	BRL	1.4		ug/m3	266351	2	08/29/2018 14:13	MD
Hexachlorobutadiene	BRL	2.1		ug/m3	266351	2	08/29/2018 14:13	MD
m,p-Xylene	5.1	1.7		ug/m3	266351	2	08/29/2018 14:13	MD
Methylene chloride	BRL	0.69		ug/m3	266351	2	08/29/2018 14:13	MD
o-Xylene	2.4	0.87		ug/m3	266351	2	08/29/2018 14:13	MD
Styrene	BRL	0.85		ug/m3	266351	2	08/29/2018 14:13	MD
Tetrachloroethene	BRL	1.4		ug/m3	266351	2	08/29/2018 14:13	MD

Qualifiers:

*	Value exceeds maximum contaminant level	E	Estimated (value above quantitation range)
BRL	Below reporting limit	S	Spike Recovery outside limits due to matrix
H	Holding times for preparation or analysis exceeded	Narr	See case narrative
N	Analyte not NELAC certified	NC	Not confirmed
B	Analyte detected in the associated method blank	<	Less than Result value
>	Greater than Result value	J	Estimated value detected below Reporting Limit

Analytical Environmental Services, Inc **TO-15 Report** **Date:** 4-Sep-18

Client:	Environmental Planning Specialists, Inc.	**Client Sample ID:**	18234-IA-8
Project Name:	Rheem	**Collection Date:**	8/22/2018 4:00:00 PM
Lab ID:	1808M79-008	**Matrix:**	Air

Analyses	Result	Reporting Limit	Qual	Units	BatchID	Dilution Factor	Date Analyzed	Analyst
VOCs in Air by TO-15/TO-14A/AES SOP OA-11051				**(TO-15)**				
Toluene	0.79	0.75		ug/m3	266351	2	08/29/2018 14:13	MD
trans-1,2-Dichloroethene	BRL	0.79		ug/m3	266351	2	08/29/2018 14:13	MD
trans-1,3-Dichloropropene	BRL	0.91		ug/m3	266351	2	08/29/2018 14:13	MD
Trichloroethene	BRL	1.1		ug/m3	266351	2	08/29/2018 14:13	MD
Trichlorofluoromethane	1.2	1.1		ug/m3	266351	2	08/29/2018 14:13	MD
Vinyl chloride	BRL	0.51		ug/m3	266351	2	08/29/2018 14:13	MD
Xylenes, Total	7.6	2.6		ug/m3	266351	2	08/29/2018 14:13	MD
Surr: 4-Bromofluorobenzene	95.5	70-130		%REC	266351	2	08/29/2018 14:13	MD

Qualifiers:

*	Value exceeds maximum contaminant level	E	Estimated (value above quantitation range)
BRL	Below reporting limit	S	Spike Recovery outside limits due to matrix
H	Holding times for preparation or analysis exceeded	Narr	See case narrative
N	Analyte not NELAC certified	NC	Not confirmed
B	Analyte detected in the associated method blank	<	Less than Result value
>	Greater than Result value	J	Estimated value detected below Reporting Limit

Analytical Environmental Services, Inc **TO-15 Report** **Date:** 4-Sep-18

Client:	Environmental Planning Specialists, Inc.	**Client Sample ID:**	18234-IA-9
Project Name:	Rheem	**Collection Date:**	8/22/2018 4:01:00 PM
Lab ID:	1808M79-009	**Matrix:**	Air

Analyses	Result	Reporting Limit	Qual	Units	BatchID	Dilution Factor	Date Analyzed	Analyst
VOCs in Air by TO-15/TO-14A/AES SOP OA-11051				**(TO-15)**				
1,1,1-Trichloroethane	BRL	1.1		ug/m3	266351	2	08/29/2018 14:58	MD
1,1,2,2-Tetrachloroethane	BRL	1.4		ug/m3	266351	2	08/29/2018 14:58	MD
1,1,2-Trichloroethane	BRL	1.1		ug/m3	266351	2	08/29/2018 14:58	MD
1,1-Dichloroethane	BRL	0.81		ug/m3	266351	2	08/29/2018 14:58	MD
1,1-Dichloroethene	BRL	0.79		ug/m3	266351	2	08/29/2018 14:58	MD
1,2,4-Trichlorobenzene	BRL	1.5		ug/m3	266351	2	08/29/2018 14:58	MD
1,2,4-Trimethylbenzene	1.8	0.98		ug/m3	266351	2	08/29/2018 14:58	MD
1,2-Dibromoethane	BRL	1.5		ug/m3	266351	2	08/29/2018 14:58	MD
1,2-Dichlorobenzene	BRL	1.2		ug/m3	266351	2	08/29/2018 14:58	MD
1,2-Dichloroethane	BRL	0.81		ug/m3	266351	2	08/29/2018 14:58	MD
1,2-Dichloropropane	BRL	0.92		ug/m3	266351	2	08/29/2018 14:58	MD
1,3,5-Trimethylbenzene	1.2	0.98		ug/m3	266351	2	08/29/2018 14:58	MD
1,3-Dichlorobenzene	BRL	1.2		ug/m3	266351	2	08/29/2018 14:58	MD
1,4-Dichlorobenzene	BRL	1.2		ug/m3	266351	2	08/29/2018 14:58	MD
2-Butanone	2.7	0.59		ug/m3	266351	2	08/29/2018 14:58	MD
2-Hexanone	BRL	0.82		ug/m3	266351	2	08/29/2018 14:58	MD
4-Ethyltoluene	BRL	0.98		ug/m3	266351	2	08/29/2018 14:58	MD
4-Methyl-2-pentanone	BRL	0.82		ug/m3	266351	2	08/29/2018 14:58	MD
Benzene	BRL	0.64		ug/m3	266351	2	08/29/2018 14:58	MD
Bromodichloromethane	BRL	1.3		ug/m3	266351	2	08/29/2018 14:58	MD
Bromoform	BRL	2.1		ug/m3	266351	2	08/29/2018 14:58	MD
Bromomethane	BRL	0.78		ug/m3	266351	2	08/29/2018 14:58	MD
Carbon disulfide	BRL	0.62		ug/m3	266351	2	08/29/2018 14:58	MD
Carbon tetrachloride	BRL	1.3		ug/m3	266351	2	08/29/2018 14:58	MD
Chlorobenzene	BRL	0.92		ug/m3	266351	2	08/29/2018 14:58	MD
Chloroethane	BRL	0.53		ug/m3	266351	2	08/29/2018 14:58	MD
Chloroform	BRL	0.98		ug/m3	266351	2	08/29/2018 14:58	MD
Chloromethane	BRL	0.41		ug/m3	266351	2	08/29/2018 14:58	MD
cis-1,2-Dichloroethene	BRL	0.79		ug/m3	266351	2	08/29/2018 14:58	MD
cis-1,3-Dichloropropene	BRL	0.91		ug/m3	266351	2	08/29/2018 14:58	MD
Dibromochloromethane	BRL	1.7		ug/m3	266351	2	08/29/2018 14:58	MD
Dichlorodifluoromethane	2.1	0.99		ug/m3	266351	2	08/29/2018 14:58	MD
Ethylbenzene	BRL	0.87		ug/m3	266351	2	08/29/2018 14:58	MD
Freon-113	BRL	1.5		ug/m3	266351	2	08/29/2018 14:58	MD
Freon-114	BRL	1.4		ug/m3	266351	2	08/29/2018 14:58	MD
Hexachlorobutadiene	BRL	2.1		ug/m3	266351	2	08/29/2018 14:58	MD
m,p-Xylene	3.4	1.7		ug/m3	266351	2	08/29/2018 14:58	MD
Methylene chloride	BRL	0.69		ug/m3	266351	2	08/29/2018 14:58	MD
o-Xylene	1.7	0.87		ug/m3	266351	2	08/29/2018 14:58	MD
Styrene	BRL	0.85		ug/m3	266351	2	08/29/2018 14:58	MD
Tetrachloroethene	BRL	1.4		ug/m3	266351	2	08/29/2018 14:58	MD

Qualifiers:

*	Value exceeds maximum contaminant level	E	Estimated (value above quantitation range)
BRL	Below reporting limit	S	Spike Recovery outside limits due to matrix
H	Holding times for preparation or analysis exceeded	Narr	See case narrative
N	Analyte not NELAC certified	NC	Not confirmed
B	Analyte detected in the associated method blank	<	Less than Result value
>	Greater than Result value	J	Estimated value detected below Reporting Limit

Analytical Environmental Services, Inc **TO-15 Report** **Date:** 4-Sep-18

Client:	Environmental Planning Specialists, Inc.	**Client Sample ID:**	18234-IA-9
Project Name:	Rheem	**Collection Date:**	8/22/2018 4:01:00 PM
Lab ID:	1808M79-009	**Matrix:**	Air

Analyses	Result	Reporting Limit	Qual	Units	BatchID	Dilution Factor	Date Analyzed	Analyst
VOCs in Air by TO-15/TO-14A/AES SOP OA-11051				**(TO-15)**				
Toluene	BRL	0.75		ug/m3	266351	2	08/29/2018 14:58	MD
trans-1,2-Dichloroethene	BRL	0.79		ug/m3	266351	2	08/29/2018 14:58	MD
trans-1,3-Dichloropropene	BRL	0.91		ug/m3	266351	2	08/29/2018 14:58	MD
Trichloroethene	BRL	1.1		ug/m3	266351	2	08/29/2018 14:58	MD
Trichlorofluoromethane	BRL	1.1		ug/m3	266351	2	08/29/2018 14:58	MD
Vinyl chloride	BRL	0.51		ug/m3	266351	2	08/29/2018 14:58	MD
Xylenes, Total	5.0	2.6		ug/m3	266351	2	08/29/2018 14:58	MD
Surr: 4-Bromofluorobenzene	96.2	70-130		%REC	266351	2	08/29/2018 14:58	MD

Qualifiers:

*	Value exceeds maximum contaminant level	E	Estimated (value above quantitation range)
BRL	Below reporting limit	S	Spike Recovery outside limits due to matrix
H	Holding times for preparation or analysis exceeded	Narr	See case narrative
N	Analyte not NELAC certified	NC	Not confirmed
B	Analyte detected in the associated method blank	<	Less than Result value
>	Greater than Result value	J	Estimated value detected below Reporting Limit

Analytical Environmental Services, Inc **TO-15 Report** **Date:** 4-Sep-18

Client:	Environmental Planning Specialists, Inc.	**Client Sample ID:**	18234-IA-10
Project Name:	Rheem	**Collection Date:**	8/22/2018 4:03:00 PM
Lab ID:	1808M79-010	**Matrix:**	Air

Analyses	Result	Reporting Limit	Qual	Units	BatchID	Dilution Factor	Date Analyzed	Analyst
VOCs in Air by TO-15/TO-14A/AES SOP OA-11051				**(TO-15)**				
1,1,1-Trichloroethane	BRL	1.1		ug/m3	266351	2	08/29/2018 15:44	MD
1,1,2,2-Tetrachloroethane	BRL	1.4		ug/m3	266351	2	08/29/2018 15:44	MD
1,1,2-Trichloroethane	BRL	1.1		ug/m3	266351	2	08/29/2018 15:44	MD
1,1-Dichloroethane	BRL	0.81		ug/m3	266351	2	08/29/2018 15:44	MD
1,1-Dichloroethene	BRL	0.79		ug/m3	266351	2	08/29/2018 15:44	MD
1,2,4-Trichlorobenzene	BRL	1.5		ug/m3	266351	2	08/29/2018 15:44	MD
1,2,4-Trimethylbenzene	1.8	0.98		ug/m3	266351	2	08/29/2018 15:44	MD
1,2-Dibromoethane	BRL	1.5		ug/m3	266351	2	08/29/2018 15:44	MD
1,2-Dichlorobenzene	BRL	1.2		ug/m3	266351	2	08/29/2018 15:44	MD
1,2-Dichloroethane	BRL	0.81		ug/m3	266351	2	08/29/2018 15:44	MD
1,2-Dichloropropane	BRL	0.92		ug/m3	266351	2	08/29/2018 15:44	MD
1,3,5-Trimethylbenzene	1.2	0.98		ug/m3	266351	2	08/29/2018 15:44	MD
1,3-Dichlorobenzene	BRL	1.2		ug/m3	266351	2	08/29/2018 15:44	MD
1,4-Dichlorobenzene	BRL	1.2		ug/m3	266351	2	08/29/2018 15:44	MD
2-Butanone	2.8	0.59		ug/m3	266351	2	08/29/2018 15:44	MD
2-Hexanone	BRL	0.82		ug/m3	266351	2	08/29/2018 15:44	MD
4-Ethyltoluene	BRL	0.98		ug/m3	266351	2	08/29/2018 15:44	MD
4-Methyl-2-pentanone	BRL	0.82		ug/m3	266351	2	08/29/2018 15:44	MD
Benzene	BRL	0.64		ug/m3	266351	2	08/29/2018 15:44	MD
Bromodichloromethane	BRL	1.3		ug/m3	266351	2	08/29/2018 15:44	MD
Bromoform	BRL	2.1		ug/m3	266351	2	08/29/2018 15:44	MD
Bromomethane	BRL	0.78		ug/m3	266351	2	08/29/2018 15:44	MD
Carbon disulfide	BRL	0.62		ug/m3	266351	2	08/29/2018 15:44	MD
Carbon tetrachloride	BRL	1.3		ug/m3	266351	2	08/29/2018 15:44	MD
Chlorobenzene	BRL	0.92		ug/m3	266351	2	08/29/2018 15:44	MD
Chloroethane	BRL	0.53		ug/m3	266351	2	08/29/2018 15:44	MD
Chloroform	BRL	0.98		ug/m3	266351	2	08/29/2018 15:44	MD
Chloromethane	BRL	0.41		ug/m3	266351	2	08/29/2018 15:44	MD
cis-1,2-Dichloroethene	BRL	0.79		ug/m3	266351	2	08/29/2018 15:44	MD
cis-1,3-Dichloropropene	BRL	0.91		ug/m3	266351	2	08/29/2018 15:44	MD
Dibromochloromethane	BRL	1.7		ug/m3	266351	2	08/29/2018 15:44	MD
Dichlorodifluoromethane	BRL	0.99		ug/m3	266351	2	08/29/2018 15:44	MD
Ethylbenzene	BRL	0.87		ug/m3	266351	2	08/29/2018 15:44	MD
Freon-113	BRL	1.5		ug/m3	266351	2	08/29/2018 15:44	MD
Freon-114	BRL	1.4		ug/m3	266351	2	08/29/2018 15:44	MD
Hexachlorobutadiene	BRL	2.1		ug/m3	266351	2	08/29/2018 15:44	MD
m,p-Xylene	3.1	1.7		ug/m3	266351	2	08/29/2018 15:44	MD
Methylene chloride	BRL	0.69		ug/m3	266351	2	08/29/2018 15:44	MD
o-Xylene	1.5	0.87		ug/m3	266351	2	08/29/2018 15:44	MD
Styrene	BRL	0.85		ug/m3	266351	2	08/29/2018 15:44	MD
Tetrachloroethene	BRL	1.4		ug/m3	266351	2	08/29/2018 15:44	MD

Qualifiers:

*	Value exceeds maximum contaminant level	E	Estimated (value above quantitation range)
BRL	Below reporting limit	S	Spike Recovery outside limits due to matrix
H	Holding times for preparation or analysis exceeded	Narr	See case narrative
N	Analyte not NELAC certified	NC	Not confirmed
B	Analyte detected in the associated method blank	<	Less than Result value
>	Greater than Result value	J	Estimated value detected below Reporting Limit

Analytical Environmental Services, Inc **TO-15 Report** **Date:** 4-Sep-18

Client:	Environmental Planning Specialists, Inc.	**Client Sample ID:**	18234-IA-10
Project Name:	Rheem	**Collection Date:**	8/22/2018 4:03:00 PM
Lab ID:	1808M79-010	**Matrix:**	Air

Analyses	Result	Reporting Limit	Qual	Units	BatchID	Dilution Factor	Date Analyzed	Analyst
VOCs in Air by TO-15/TO-14A/AES SOP OA-11051				**(TO-15)**				
Toluene	BRL	0.75		ug/m3	266351	2	08/29/2018 15:44	MD
trans-1,2-Dichloroethene	BRL	0.79		ug/m3	266351	2	08/29/2018 15:44	MD
trans-1,3-Dichloropropene	BRL	0.91		ug/m3	266351	2	08/29/2018 15:44	MD
Trichloroethene	1.2	1.1		ug/m3	266351	2	08/29/2018 15:44	MD
Trichlorofluoromethane	BRL	1.1		ug/m3	266351	2	08/29/2018 15:44	MD
Vinyl chloride	BRL	0.51		ug/m3	266351	2	08/29/2018 15:44	MD
Xylenes, Total	4.6	2.6		ug/m3	266351	2	08/29/2018 15:44	MD
Surr: 4-Bromofluorobenzene	96.5	70-130		%REC	266351	2	08/29/2018 15:44	MD

Qualifiers:

*	Value exceeds maximum contaminant level	E	Estimated (value above quantitation range)
BRL	Below reporting limit	S	Spike Recovery outside limits due to matrix
H	Holding times for preparation or analysis exceeded	Narr	See case narrative
N	Analyte not NELAC certified	NC	Not confirmed
B	Analyte detected in the associated method blank	<	Less than Result value
>	Greater than Result value	J	Estimated value detected below Reporting Limit

Analytical Environmental Services, Inc **TO-15 Report** **Date:** 4-Sep-18

Client:	Environmental Planning Specialists, Inc.	**Client Sample ID:**	18234-IA-11
Project Name:	Rheem	**Collection Date:**	8/22/2018 3:57:00 PM
Lab ID:	1808M79-011	**Matrix:**	Air

Analyses	Result	Reporting Limit	Qual	Units	BatchID	Dilution Factor	Date Analyzed	Analyst
VOCs in Air by TO-15/TO-14A/AES SOP OA-11051				**(TO-15)**				
1,1,1-Trichloroethane	BRL	1.1		ug/m3	266351	2	08/29/2018 16:29	MD
1,1,2,2-Tetrachloroethane	BRL	1.4		ug/m3	266351	2	08/29/2018 16:29	MD
1,1,2-Trichloroethane	BRL	1.1		ug/m3	266351	2	08/29/2018 16:29	MD
1,1-Dichloroethane	BRL	0.81		ug/m3	266351	2	08/29/2018 16:29	MD
1,1-Dichloroethene	BRL	0.79		ug/m3	266351	2	08/29/2018 16:29	MD
1,2,4-Trichlorobenzene	BRL	1.5		ug/m3	266351	2	08/29/2018 16:29	MD
1,2,4-Trimethylbenzene	1.5	0.98		ug/m3	266351	2	08/29/2018 16:29	MD
1,2-Dibromoethane	BRL	1.5		ug/m3	266351	2	08/29/2018 16:29	MD
1,2-Dichlorobenzene	BRL	1.2		ug/m3	266351	2	08/29/2018 16:29	MD
1,2-Dichloroethane	BRL	0.81		ug/m3	266351	2	08/29/2018 16:29	MD
1,2-Dichloropropane	BRL	0.92		ug/m3	266351	2	08/29/2018 16:29	MD
1,3,5-Trimethylbenzene	0.98	0.98		ug/m3	266351	2	08/29/2018 16:29	MD
1,3-Dichlorobenzene	BRL	1.2		ug/m3	266351	2	08/29/2018 16:29	MD
1,4-Dichlorobenzene	BRL	1.2		ug/m3	266351	2	08/29/2018 16:29	MD
2-Butanone	1.9	0.59		ug/m3	266351	2	08/29/2018 16:29	MD
2-Hexanone	BRL	0.82		ug/m3	266351	2	08/29/2018 16:29	MD
4-Ethyltoluene	BRL	0.98		ug/m3	266351	2	08/29/2018 16:29	MD
4-Methyl-2-pentanone	BRL	0.82		ug/m3	266351	2	08/29/2018 16:29	MD
Benzene	BRL	0.64		ug/m3	266351	2	08/29/2018 16:29	MD
Bromodichloromethane	BRL	1.3		ug/m3	266351	2	08/29/2018 16:29	MD
Bromoform	BRL	2.1		ug/m3	266351	2	08/29/2018 16:29	MD
Bromomethane	BRL	0.78		ug/m3	266351	2	08/29/2018 16:29	MD
Carbon disulfide	BRL	0.62		ug/m3	266351	2	08/29/2018 16:29	MD
Carbon tetrachloride	BRL	1.3		ug/m3	266351	2	08/29/2018 16:29	MD
Chlorobenzene	BRL	0.92		ug/m3	266351	2	08/29/2018 16:29	MD
Chloroethane	BRL	0.53		ug/m3	266351	2	08/29/2018 16:29	MD
Chloroform	BRL	0.98		ug/m3	266351	2	08/29/2018 16:29	MD
Chloromethane	BRL	0.41		ug/m3	266351	2	08/29/2018 16:29	MD
cis-1,2-Dichloroethene	BRL	0.79		ug/m3	266351	2	08/29/2018 16:29	MD
cis-1,3-Dichloropropene	BRL	0.91		ug/m3	266351	2	08/29/2018 16:29	MD
Dibromochloromethane	BRL	1.7		ug/m3	266351	2	08/29/2018 16:29	MD
Dichlorodifluoromethane	2.2	0.99		ug/m3	266351	2	08/29/2018 16:29	MD
Ethylbenzene	BRL	0.87		ug/m3	266351	2	08/29/2018 16:29	MD
Freon-113	BRL	1.5		ug/m3	266351	2	08/29/2018 16:29	MD
Freon-114	BRL	1.4		ug/m3	266351	2	08/29/2018 16:29	MD
Hexachlorobutadiene	BRL	2.1		ug/m3	266351	2	08/29/2018 16:29	MD
m,p-Xylene	2.6	1.7		ug/m3	266351	2	08/29/2018 16:29	MD
Methylene chloride	BRL	0.69		ug/m3	266351	2	08/29/2018 16:29	MD
o-Xylene	1.3	0.87		ug/m3	266351	2	08/29/2018 16:29	MD
Styrene	BRL	0.85		ug/m3	266351	2	08/29/2018 16:29	MD
Tetrachloroethene	BRL	1.4		ug/m3	266351	2	08/29/2018 16:29	MD

Qualifiers:

*	Value exceeds maximum contaminant level	E	Estimated (value above quantitation range)
BRL	Below reporting limit	S	Spike Recovery outside limits due to matrix
H	Holding times for preparation or analysis exceeded	Narr	See case narrative
N	Analyte not NELAC certified	NC	Not confirmed
B	Analyte detected in the associated method blank	<	Less than Result value
>	Greater than Result value	J	Estimated value detected below Reporting Limit

Analytical Environmental Services, Inc **TO-15 Report** **Date:** 4-Sep-18

Client:	Environmental Planning Specialists, Inc.	**Client Sample ID:**	18234-IA-11
Project Name:	Rheem	**Collection Date:**	8/22/2018 3:57:00 PM
Lab ID:	1808M79-011	**Matrix:**	Air

Analyses	Result	Reporting Limit	Qual	Units	BatchID	Dilution Factor	Date Analyzed	Analyst
VOCs in Air by TO-15/TO-14A/AES SOP OA-11051				**(TO-15)**				
Toluene	BRL	0.75		ug/m3	266351	2	08/29/2018 16:29	MD
trans-1,2-Dichloroethene	BRL	0.79		ug/m3	266351	2	08/29/2018 16:29	MD
trans-1,3-Dichloropropene	BRL	0.91		ug/m3	266351	2	08/29/2018 16:29	MD
Trichloroethene	BRL	1.1		ug/m3	266351	2	08/29/2018 16:29	MD
Trichlorofluoromethane	1.1	1.1		ug/m3	266351	2	08/29/2018 16:29	MD
Vinyl chloride	BRL	0.51		ug/m3	266351	2	08/29/2018 16:29	MD
Xylenes, Total	3.9	2.6		ug/m3	266351	2	08/29/2018 16:29	MD
Surr: 4-Bromofluorobenzene	96	70-130		%REC	266351	2	08/29/2018 16:29	MD

Qualifiers:

*	Value exceeds maximum contaminant level	E	Estimated (value above quantitation range)
BRL	Below reporting limit	S	Spike Recovery outside limits due to matrix
H	Holding times for preparation or analysis exceeded	Narr	See case narrative
N	Analyte not NELAC certified	NC	Not confirmed
B	Analyte detected in the associated method blank	<	Less than Result value
>	Greater than Result value	J	Estimated value detected below Reporting Limit

Analytical Environmental Services, Inc **TO-15 Report** **Date:** 4-Sep-18

Client:	Environmental Planning Specialists, Inc.	**Client Sample ID:**	18234-IA-12
Project Name:	Rheem	**Collection Date:**	8/22/2018 3:53:00 PM
Lab ID:	1808M79-012	**Matrix:**	Air

Analyses	Result	Reporting Limit	Qual	Units	BatchID	Dilution Factor	Date Analyzed	Analyst
VOCs in Air by TO-15/TO-14A/AES SOP OA-11051				**(TO-15)**				
1,1,1-Trichloroethane	BRL	1.1		ug/m3	266351	2	08/29/2018 17:15	MD
1,1,2,2-Tetrachloroethane	BRL	1.4		ug/m3	266351	2	08/29/2018 17:15	MD
1,1,2-Trichloroethane	BRL	1.1		ug/m3	266351	2	08/29/2018 17:15	MD
1,1-Dichloroethane	BRL	0.81		ug/m3	266351	2	08/29/2018 17:15	MD
1,1-Dichloroethene	BRL	0.79		ug/m3	266351	2	08/29/2018 17:15	MD
1,2,4-Trichlorobenzene	BRL	1.5		ug/m3	266351	2	08/29/2018 17:15	MD
1,2,4-Trimethylbenzene	1.8	0.98		ug/m3	266351	2	08/29/2018 17:15	MD
1,2-Dibromoethane	BRL	1.5		ug/m3	266351	2	08/29/2018 17:15	MD
1,2-Dichlorobenzene	BRL	1.2		ug/m3	266351	2	08/29/2018 17:15	MD
1,2-Dichloroethane	BRL	0.81		ug/m3	266351	2	08/29/2018 17:15	MD
1,2-Dichloropropane	BRL	0.92		ug/m3	266351	2	08/29/2018 17:15	MD
1,3,5-Trimethylbenzene	1.1	0.98		ug/m3	266351	2	08/29/2018 17:15	MD
1,3-Dichlorobenzene	BRL	1.2		ug/m3	266351	2	08/29/2018 17:15	MD
1,4-Dichlorobenzene	BRL	1.2		ug/m3	266351	2	08/29/2018 17:15	MD
2-Butanone	2.0	0.59		ug/m3	266351	2	08/29/2018 17:15	MD
2-Hexanone	BRL	0.82		ug/m3	266351	2	08/29/2018 17:15	MD
4-Ethyltoluene	BRL	0.98		ug/m3	266351	2	08/29/2018 17:15	MD
4-Methyl-2-pentanone	BRL	0.82		ug/m3	266351	2	08/29/2018 17:15	MD
Benzene	BRL	0.64		ug/m3	266351	2	08/29/2018 17:15	MD
Bromodichloromethane	BRL	1.3		ug/m3	266351	2	08/29/2018 17:15	MD
Bromoform	BRL	2.1		ug/m3	266351	2	08/29/2018 17:15	MD
Bromomethane	BRL	0.78		ug/m3	266351	2	08/29/2018 17:15	MD
Carbon disulfide	BRL	0.62		ug/m3	266351	2	08/29/2018 17:15	MD
Carbon tetrachloride	BRL	1.3		ug/m3	266351	2	08/29/2018 17:15	MD
Chlorobenzene	BRL	0.92		ug/m3	266351	2	08/29/2018 17:15	MD
Chloroethane	BRL	0.53		ug/m3	266351	2	08/29/2018 17:15	MD
Chloroform	BRL	0.98		ug/m3	266351	2	08/29/2018 17:15	MD
Chloromethane	BRL	0.41		ug/m3	266351	2	08/29/2018 17:15	MD
cis-1,2-Dichloroethene	BRL	0.79		ug/m3	266351	2	08/29/2018 17:15	MD
cis-1,3-Dichloropropene	BRL	0.91		ug/m3	266351	2	08/29/2018 17:15	MD
Dibromochloromethane	BRL	1.7		ug/m3	266351	2	08/29/2018 17:15	MD
Dichlorodifluoromethane	2.0	0.99		ug/m3	266351	2	08/29/2018 17:15	MD
Ethylbenzene	BRL	0.87		ug/m3	266351	2	08/29/2018 17:15	MD
Freon-113	BRL	1.5		ug/m3	266351	2	08/29/2018 17:15	MD
Freon-114	BRL	1.4		ug/m3	266351	2	08/29/2018 17:15	MD
Hexachlorobutadiene	BRL	2.1		ug/m3	266351	2	08/29/2018 17:15	MD
m,p-Xylene	2.6	1.7		ug/m3	266351	2	08/29/2018 17:15	MD
Methylene chloride	BRL	0.69		ug/m3	266351	2	08/29/2018 17:15	MD
o-Xylene	1.3	0.87		ug/m3	266351	2	08/29/2018 17:15	MD
Styrene	BRL	0.85		ug/m3	266351	2	08/29/2018 17:15	MD
Tetrachloroethene	BRL	1.4		ug/m3	266351	2	08/29/2018 17:15	MD

Qualifiers:

*	Value exceeds maximum contaminant level	E	Estimated (value above quantitation range)
BRL	Below reporting limit	S	Spike Recovery outside limits due to matrix
H	Holding times for preparation or analysis exceeded	Narr	See case narrative
N	Analyte not NELAC certified	NC	Not confirmed
B	Analyte detected in the associated method blank	<	Less than Result value
>	Greater than Result value	J	Estimated value detected below Reporting Limit

Analytical Environmental Services, Inc **TO-15 Report** **Date:** 4-Sep-18

Client:	Environmental Planning Specialists, Inc.	**Client Sample ID:**	18234-IA-12
Project Name:	Rheem	**Collection Date:**	8/22/2018 3:53:00 PM
Lab ID:	1808M79-012	**Matrix:**	Air

Analyses	Result	Reporting Limit	Qual	Units	BatchID	Dilution Factor	Date Analyzed	Analyst
VOCs in Air by TO-15/TO-14A/AES SOP OA-11051				**(TO-15)**				
Toluene	BRL	0.75		ug/m3	266351	2	08/29/2018 17:15	MD
trans-1,2-Dichloroethene	BRL	0.79		ug/m3	266351	2	08/29/2018 17:15	MD
trans-1,3-Dichloropropene	BRL	0.91		ug/m3	266351	2	08/29/2018 17:15	MD
Trichloroethene	BRL	1.1		ug/m3	266351	2	08/29/2018 17:15	MD
Trichlorofluoromethane	BRL	1.1		ug/m3	266351	2	08/29/2018 17:15	MD
Vinyl chloride	BRL	0.51		ug/m3	266351	2	08/29/2018 17:15	MD
Xylenes, Total	3.9	2.6		ug/m3	266351	2	08/29/2018 17:15	MD
Surr: 4-Bromofluorobenzene	97.2	70-130		%REC	266351	2	08/29/2018 17:15	MD

Qualifiers:

*	Value exceeds maximum contaminant level	E	Estimated (value above quantitation range)
BRL	Below reporting limit	S	Spike Recovery outside limits due to matrix
H	Holding times for preparation or analysis exceeded	Narr	See case narrative
N	Analyte not NELAC certified	NC	Not confirmed
B	Analyte detected in the associated method blank	<	Less than Result value
>	Greater than Result value	J	Estimated value detected below Reporting Limit

Analytical Environmental Services, Inc **TO-15 Report** **Date:** 4-Sep-18

Client:	Environmental Planning Specialists, Inc.	**Client Sample ID:**	18234-IA-DUP
Project Name:	Rheem	**Collection Date:**	8/22/2018 8:00:00 PM
Lab ID:	1808M79-013	**Matrix:**	Air

Analyses	Result	Reporting Limit	Qual	Units	BatchID	Dilution Factor	Date Analyzed	Analyst
VOCs in Air by TO-15/TO-14A/AES SOP OA-11051				**(TO-15)**				
1,1,1-Trichloroethane	BRL	1.1		ug/m3	266351	2	08/29/2018 18:00	MD
1,1,2,2-Tetrachloroethane	BRL	1.4		ug/m3	266351	2	08/29/2018 18:00	MD
1,1,2-Trichloroethane	BRL	1.1		ug/m3	266351	2	08/29/2018 18:00	MD
1,1-Dichloroethane	BRL	0.81		ug/m3	266351	2	08/29/2018 18:00	MD
1,1-Dichloroethene	BRL	0.79		ug/m3	266351	2	08/29/2018 18:00	MD
1,2,4-Trichlorobenzene	BRL	1.5		ug/m3	266351	2	08/29/2018 18:00	MD
1,2,4-Trimethylbenzene	1.8	0.98		ug/m3	266351	2	08/29/2018 18:00	MD
1,2-Dibromoethane	BRL	1.5		ug/m3	266351	2	08/29/2018 18:00	MD
1,2-Dichlorobenzene	BRL	1.2		ug/m3	266351	2	08/29/2018 18:00	MD
1,2-Dichloroethane	BRL	0.81		ug/m3	266351	2	08/29/2018 18:00	MD
1,2-Dichloropropane	BRL	0.92		ug/m3	266351	2	08/29/2018 18:00	MD
1,3,5-Trimethylbenzene	1.2	0.98		ug/m3	266351	2	08/29/2018 18:00	MD
1,3-Dichlorobenzene	BRL	1.2		ug/m3	266351	2	08/29/2018 18:00	MD
1,4-Dichlorobenzene	BRL	1.2		ug/m3	266351	2	08/29/2018 18:00	MD
2-Butanone	2.8	0.59		ug/m3	266351	2	08/29/2018 18:00	MD
2-Hexanone	1.2	0.82		ug/m3	266351	2	08/29/2018 18:00	MD
4-Ethyltoluene	BRL	0.98		ug/m3	266351	2	08/29/2018 18:00	MD
4-Methyl-2-pentanone	BRL	0.82		ug/m3	266351	2	08/29/2018 18:00	MD
Benzene	BRL	0.64		ug/m3	266351	2	08/29/2018 18:00	MD
Bromodichloromethane	BRL	1.3		ug/m3	266351	2	08/29/2018 18:00	MD
Bromoform	BRL	2.1		ug/m3	266351	2	08/29/2018 18:00	MD
Bromomethane	BRL	0.78		ug/m3	266351	2	08/29/2018 18:00	MD
Carbon disulfide	BRL	0.62		ug/m3	266351	2	08/29/2018 18:00	MD
Carbon tetrachloride	BRL	1.3		ug/m3	266351	2	08/29/2018 18:00	MD
Chlorobenzene	BRL	0.92		ug/m3	266351	2	08/29/2018 18:00	MD
Chloroethane	BRL	0.53		ug/m3	266351	2	08/29/2018 18:00	MD
Chloroform	BRL	0.98		ug/m3	266351	2	08/29/2018 18:00	MD
Chloromethane	BRL	0.41		ug/m3	266351	2	08/29/2018 18:00	MD
cis-1,2-Dichloroethene	BRL	0.79		ug/m3	266351	2	08/29/2018 18:00	MD
cis-1,3-Dichloropropene	BRL	0.91		ug/m3	266351	2	08/29/2018 18:00	MD
Dibromochloromethane	BRL	1.7		ug/m3	266351	2	08/29/2018 18:00	MD
Dichlorodifluoromethane	2.3	0.99		ug/m3	266351	2	08/29/2018 18:00	MD
Ethylbenzene	BRL	0.87		ug/m3	266351	2	08/29/2018 18:00	MD
Freon-113	BRL	1.5		ug/m3	266351	2	08/29/2018 18:00	MD
Freon-114	BRL	1.4		ug/m3	266351	2	08/29/2018 18:00	MD
Hexachlorobutadiene	BRL	2.1		ug/m3	266351	2	08/29/2018 18:00	MD
m,p-Xylene	3.2	1.7		ug/m3	266351	2	08/29/2018 18:00	MD
Methylene chloride	BRL	0.69		ug/m3	266351	2	08/29/2018 18:00	MD
o-Xylene	1.5	0.87		ug/m3	266351	2	08/29/2018 18:00	MD
Styrene	BRL	0.85		ug/m3	266351	2	08/29/2018 18:00	MD
Tetrachloroethene	BRL	1.4		ug/m3	266351	2	08/29/2018 18:00	MD

Qualifiers:

*	Value exceeds maximum contaminant level	E	Estimated (value above quantitation range)
BRL	Below reporting limit	S	Spike Recovery outside limits due to matrix
H	Holding times for preparation or analysis exceeded	Narr	See case narrative
N	Analyte not NELAC certified	NC	Not confirmed
B	Analyte detected in the associated method blank	<	Less than Result value
>	Greater than Result value	J	Estimated value detected below Reporting Limit

Analytical Environmental Services, Inc **TO-15 Report** **Date:** 4-Sep-18

Client:	Environmental Planning Specialists, Inc.	**Client Sample ID:**	18234-IA-DUP
Project Name:	Rheem	**Collection Date:**	8/22/2018 8:00:00 PM
Lab ID:	1808M79-013	**Matrix:**	Air

Analyses	Result	Reporting Limit	Qual	Units	BatchID	Dilution Factor	Date Analyzed	Analyst
VOCs in Air by TO-15/TO-14A/AES SOP OA-11051				**(TO-15)**				
Toluene	BRL	0.75		ug/m3	266351	2	08/29/2018 18:00	MD
trans-1,2-Dichloroethene	BRL	0.79		ug/m3	266351	2	08/29/2018 18:00	MD
trans-1,3-Dichloropropene	BRL	0.91		ug/m3	266351	2	08/29/2018 18:00	MD
Trichloroethene	1.1	1.1		ug/m3	266351	2	08/29/2018 18:00	MD
Trichlorofluoromethane	BRL	1.1		ug/m3	266351	2	08/29/2018 18:00	MD
Vinyl chloride	BRL	0.51		ug/m3	266351	2	08/29/2018 18:00	MD
Xylenes, Total	4.7	2.6		ug/m3	266351	2	08/29/2018 18:00	MD
Surr: 4-Bromofluorobenzene	95.2	70-130		%REC	266351	2	08/29/2018 18:00	MD

Qualifiers:

*	Value exceeds maximum contaminant level	E	Estimated (value above quantitation range)
BRL	Below reporting limit	S	Spike Recovery outside limits due to matrix
H	Holding times for preparation or analysis exceeded	Narr	See case narrative
N	Analyte not NELAC certified	NC	Not confirmed
B	Analyte detected in the associated method blank	<	Less than Result value
>	Greater than Result value	J	Estimated value detected below Reporting Limit

Analytical Environmental Services, Inc.

Sample Receipt Checklist for Air Canisters

Client Env. Planning Specialist Work Order Number 1808M79

Checklist completed by Tina DeLaCruz 8/24/18
Signature Date

Carrier name: FedEx___ UPS___ Courier___ Client ✓ US Mail___ Other_____

Shipping container in good condition?	Yes ✓ No___ Not Present___
Custody seals intact on shipping container?	Yes___ No___ Not Present ✓
Chain of custody present?	Yes ✓ No___
Chain of custody signed when relinquished and received?	Yes ✓ No___
Chain of custody agrees with sample labels?	Yes___ No___
Field data sheets present?	Yes___ No ✓
Sample containers intact?	Yes ✓ No___

If no, explain: _____

All samples received within holding time?	Yes ✓ No___
Was TAT marked on the COC?	Yes ✓ No___
Proceed with Standard TAT as per project history?	Yes___ No___ Not Applicable ✓
All canisters received per Bottle Order issued?	Yes ✓ No___

See Case Narrative for resolution of the Non-Conformance.

Vapor_Checklist_7.26.2016_rev1

Client: Environmental Planning Specialists, Inc.
Project Name: Rheem
Workorder: 1808M79

ANALYTICAL QC SUMMARY REPORT

BatchID: 266322

Sample ID: **MB-266322**	Client ID:		Units: **ug/m3**	Prep Date: **08/28/2018**	Run No: **378742**
SampleType: **MBLK**	TestCode: **VOCs in Air by TO-15/TO-14A/AES SOP OA-11051**		BatchID: **266322**	Analysis Date: **08/28/2018**	Seq No: **8434995**

Analyte	Result	RPT Limit	SPK value	SPK Ref Val	%REC	Low Limit	High Limit	RPD Ref Val	%RPD	RPD Limit	Qual
1,1,1-Trichloroethane	BRL	1.1									
1,1,2,2-Tetrachloroethane	BRL	1.4									
1,1,2-Trichloroethane	BRL	1.1									
1,1-Dichloroethane	BRL	0.81									
1,1-Dichloroethene	BRL	0.79									
1,2,4-Trichlorobenzene	BRL	1.5									
1,2,4-Trimethylbenzene	BRL	0.98									
1,2-Dibromoethane	BRL	1.5									
1,2-Dichlorobenzene	BRL	1.2									
1,2-Dichloroethane	BRL	0.81									
1,2-Dichloropropane	BRL	0.92									
1,3,5-Trimethylbenzene	BRL	0.98									
1,3-Dichlorobenzene	BRL	1.2									
1,4-Dichlorobenzene	BRL	1.2									
2-Butanone	BRL	0.59									
2-Hexanone	BRL	0.82									
4-Ethyltoluene	BRL	0.98									
4-Methyl-2-pentanone	BRL	0.82									
Benzene	BRL	0.64									
Bromodichloromethane	BRL	1.3									
Bromoform	BRL	2.1									
Bromomethane	BRL	0.78									
Carbon disulfide	BRL	0.62									
Carbon tetrachloride	BRL	1.3									
Chlorobenzene	BRL	0.92									
Chloroethane	BRL	0.53									
Chloroform	BRL	0.98									

Qualifiers:

>	Greater than Result value	<	Less than Result value	B	Analyte detected in the associated method blank
BRL	Below reporting limit	E	Estimated (value above quantitation range)	H	Holding times for preparation or analysis exceeded
J	Estimated value detected below Reporting Limit	N	Analyte not NELAC certified	R	RPD outside limits due to matrix
Rpt Lim	Reporting Limit	S	Spike Recovery outside limits due to matrix		

Client: Environmental Planning Specialists, Inc.
Project Name: Rheem
Workorder: 1808M79

ANALYTICAL QC SUMMARY REPORT

BatchID: 266322

Sample ID: **MB-266322** Client ID: Units: **ug/m3** Prep Date: **08/28/2018** Run No: **378742**
SampleType: **MBLK** TestCode: **VOCs in Air by TO-15/TO-14A/AES SOP OA-11051** BatchID: **266322** Analysis Date: **08/28/2018** Seq No: **8434995**

Analyte	Result	RPT Limit	SPK value	SPK Ref Val	%REC	Low Limit	High Limit	RPD Ref Val	%RPD	RPD Limit	Qual
Chloromethane	BRL	0.41									
cis-1,2-Dichloroethene	BRL	0.79									
cis-1,3-Dichloropropene	BRL	0.91									
Dibromochloromethane	BRL	1.7									
Dichlorodifluoromethane	BRL	0.99									
Ethylbenzene	BRL	0.87									
Freon-113	BRL	1.5									
Freon-114	BRL	1.4									
Hexachlorobutadiene	BRL	2.1									
m,p-Xylene	BRL	1.7									
Methylene chloride	BRL	0.69									
o-Xylene	BRL	0.87									
Styrene	BRL	0.85									
Tetrachloroethene	BRL	1.4									
Toluene	BRL	0.75									
trans-1,2-Dichloroethene	BRL	0.79									
trans-1,3-Dichloropropene	BRL	0.91									
Trichloroethene	BRL	1.1									
Trichlorofluoromethane	BRL	1.1									
Vinyl chloride	BRL	0.51									
Xylenes, Total	BRL	2.6									
Surr: 4-Bromofluorobenzene	3.820	0	4.000		95.5	70	130				

Sample ID: **LCS-266322** Client ID: Units: **ug/m3** Prep Date: **08/28/2018** Run No: **378742**
SampleType: **LCS** TestCode: **VOCs in Air by TO-15/TO-14A/AES SOP OA-11051** BatchID: **266322** Analysis Date: **08/28/2018** Seq No: **8434996**

Analyte	Result	RPT Limit	SPK value	SPK Ref Val	%REC	Low Limit	High Limit	RPD Ref Val	%RPD	RPD Limit	Qual
1,1,1-Trichloroethane	10.91	1.1	10.91		100	70	130				

Qualifiers:

>	Greater than Result value	<	Less than Result value	B	Analyte detected in the associated method blank
BRL	Below reporting limit	E	Estimated (value above quantitation range)	H	Holding times for preparation or analysis exceeded
J	Estimated value detected below Reporting Limit	N	Analyte not NELAC certified	R	RPD outside limits due to matrix
Rpt Lim	Reporting Limit	S	Spike Recovery outside limits due to matrix		

Client: Environmental Planning Specialists, Inc.
Project Name: Rheem
Workorder: 1808M79

ANALYTICAL QC SUMMARY REPORT

BatchID: 266322

Sample ID: **LCS-266322** Client ID: Units: **ug/m3** Prep Date: **08/28/2018** Run No: **378742**
SampleType: **LCS** TestCode: **VOCs in Air by TO-15/TO-14A/AES SOP OA-11051** BatchID: **266322** Analysis Date: **08/28/2018** Seq No: **8434996**

Analyte	Result	RPT Limit	SPK value	SPK Ref Val	%REC	Low Limit	High Limit	RPD Ref Val	%RPD	RPD Limit	Qual
1,1,2,2-Tetrachloroethane	14.63	1.4	13.73		106	70	130				
1,1,2-Trichloroethane	11.78	1.1	10.91		108	70	130				
1,1-Dichloroethane	8.419	0.81	8.095		104	70	130				
1,1-Dichloroethene	7.890	0.79	7.930		99.5	70	130				
1,2,4-Trichlorobenzene	13.81	1.5	14.85		93.0	70	130				
1,2,4-Trimethylbenzene	9.685	0.98	9.832		98.5	70	130				
1,2-Dibromoethane	16.14	1.5	15.37		105	70	130				
1,2-Dichlorobenzene	11.48	1.2	12.02		95.5	70	130				
1,2-Dichloroethane	8.904	0.81	8.095		110	70	130				
1,2-Dichloropropane	10.49	0.92	9.243		114	70	130				
1,3,5-Trimethylbenzene	9.980	0.98	9.832		102	70	130				
1,3-Dichlorobenzene	11.24	1.2	12.02		93.5	70	130				
1,4-Dichlorobenzene	11.12	1.2	12.02		92.5	70	130				
2-Butanone	5.987	0.59	5.899		102	70	130				
2-Hexanone	8.606	0.82	8.196		105	70	130				
4-Ethyltoluene	9.881	0.98	9.832		100	70	130				
4-Methyl-2-pentanone	9.016	0.82	8.196		110	70	130				
Benzene	7.124	0.64	6.389		112	70	130				
Bromodichloromethane	14.47	1.3	13.40		108	70	130				
Bromoform	18.20	2.1	20.68		88.0	70	130				
Bromomethane	7.921	0.78	7.766		102	70	130				
Carbon disulfide	6.477	0.62	6.228		104	70	130				
Carbon tetrachloride	13.84	1.3	12.58		110	70	130				
Chlorobenzene	9.533	0.92	9.211		104	70	130				
Chloroethane	5.462	0.53	5.278		104	70	130				
Chloroform	10.21	0.98	9.767		104	70	130				
Chloromethane	4.708	0.41	4.130		114	70	130				

Qualifiers:

>	Greater than Result value	<	Less than Result value	B	Analyte detected in the associated method blank
BRL	Below reporting limit	E	Estimated (value above quantitation range)	H	Holding times for preparation or analysis exceeded
J	Estimated value detected below Reporting Limit	N	Analyte not NELAC certified	R	RPD outside limits due to matrix
Rpt Lim	Reporting Limit	S	Spike Recovery outside limits due to matrix		

Client: Environmental Planning Specialists, Inc.
Project Name: Rheem
Workorder: 1808M79

ANALYTICAL QC SUMMARY REPORT

BatchID: 266322

Sample ID: **LCS-266322** Client ID: Units: **ug/m3** Prep Date: **08/28/2018** Run No: **378742**
SampleType: **LCS** TestCode: **VOCs in Air by TO-15/TO-14A/AES SOP OA-11051** BatchID: **266322** Analysis Date: **08/28/2018** Seq No: **8434996**

Analyte	Result	RPT Limit	SPK value	SPK Ref Val	%REC	Low Limit	High Limit	RPD Ref Val	%RPD	RPD Limit	Qual
cis-1,2-Dichloroethene	8.286	0.79	7.930		104	70	130				
cis-1,3-Dichloropropene	9.761	0.91	9.080		108	70	130				
Dibromochloromethane	17.21	1.7	17.04		101	70	130				
Dichlorodifluoromethane	10.78	0.99	9.890		109	70	130				
Ethylbenzene	8.948	0.87	8.687		103	70	130				
Freon-113	16.25	1.5	15.33		106	70	130				
Freon-114	15.10	1.4	13.98		108	70	130				
Hexachlorobutadiene	21.76	2.1	21.33		102	70	130				
m,p-Xylene	17.68	1.7	17.37		102	70	130				
Methylene chloride	6.983	0.69	6.948		100	70	130				
o-Xylene	8.774	0.87	8.687		101	70	130				
Styrene	8.600	0.85	8.515		101	70	130				
Tetrachloroethene	13.63	1.4	13.56		100	70	130				
Toluene	7.914	0.75	7.537		105	70	130				
trans-1,2-Dichloroethene	8.207	0.79	7.930		104	70	130				
trans-1,3-Dichloropropene	10.08	0.91	9.080		111	70	130				
Trichloroethene	10.80	1.1	10.75		100	70	130				
Trichlorofluoromethane	11.30	1.1	11.24		100	70	130				
Vinyl chloride	5.394	0.51	5.112		106	70	130				
Xylenes, Total	26.45	2.6	26.06		102	70	130				
Surr: 4-Bromofluorobenzene	3.960	0	4.000		99.0	70	130				

Sample ID: **1808M79-006ADUP** Client ID: **18234-IA-6** Units: **ug/m3** Prep Date: **08/28/2018** Run No: **378742**
SampleType: **DUP** TestCode: **VOCs in Air by TO-15/TO-14A/AES SOP OA-11051** BatchID: **266322** Analysis Date: **08/28/2018** Seq No: **8435006**

Analyte	Result	RPT Limit	SPK value	SPK Ref Val	%REC	Low Limit	High Limit	RPD Ref Val	%RPD	RPD Limit	Qual
1,1,1-Trichloroethane	BRL	1.1						0	0	25	
1,1,2,2-Tetrachloroethane	BRL	1.4						0	0	25	

Qualifiers:

>	Greater than Result value	<	Less than Result value	B	Analyte detected in the associated method blank
BRL	Below reporting limit	E	Estimated (value above quantitation range)	H	Holding times for preparation or analysis exceeded
J	Estimated value detected below Reporting Limit	N	Analyte not NELAC certified	R	RPD outside limits due to matrix
Rpt Lim	Reporting Limit	S	Spike Recovery outside limits due to matrix		

Client: Environmental Planning Specialists, Inc.
Project Name: Rheem
Workorder: 1808M79

ANALYTICAL QC SUMMARY REPORT

BatchID: 266322

Sample ID: **1808M79-006ADUP** Client ID: **18234-IA-6** Units: **ug/m3** Prep Date: **08/28/2018** Run No: **378742**
SampleType: **DUP** TestCode: **VOCs in Air by TO-15/TO-14A/AES SOP OA-11051** BatchID: **266322** Analysis Date: **08/28/2018** Seq No: **8435006**

Analyte	Result	RPT Limit	SPK value	SPK Ref Val	%REC	Low Limit	High Limit	RPD Ref Val	%RPD	RPD Limit	Qual
1,1,2-Trichloroethane	BRL	1.1						0	0	25	
1,1-Dichloroethane	BRL	0.81						0	0	25	
1,1-Dichloroethene	BRL	0.79						0	0	25	
1,2,4-Trichlorobenzene	BRL	1.5						0	0	25	
1,2,4-Trimethylbenzene	1.573	0.98						1.721	8.96	25	
1,2-Dibromoethane	BRL	1.5						0	0	25	
1,2-Dichlorobenzene	BRL	1.2						0	0	25	
1,2-Dichloroethane	BRL	0.81						0	0	25	
1,2-Dichloropropane	BRL	0.92						0	0	25	
1,3,5-Trimethylbenzene	0.9832	0.98						0.9832	0	25	
1,3-Dichlorobenzene	BRL	1.2						0	0	25	
1,4-Dichlorobenzene	BRL	1.2						0	0	25	
2-Butanone	1.740	0.59						1.799	3.33	25	
2-Hexanone	BRL	0.82						0	0	25	
4-Ethyltoluene	BRL	0.98						0	0	25	
4-Methyl-2-pentanone	BRL	0.82						0	0	25	
Benzene	BRL	0.64						0.3834	0	25	
Bromodichloromethane	BRL	1.3						0	0	25	
Bromoform	BRL	2.1						0	0	25	
Bromomethane	BRL	0.78						0	0	25	
Carbon disulfide	BRL	0.62						0	0	25	
Carbon tetrachloride	BRL	1.3						0	0	25	
Chlorobenzene	BRL	0.92						0	0	25	
Chloroethane	BRL	0.53						0	0	25	
Chloroform	BRL	0.98						0	0	25	
Chloromethane	BRL	0.41						0	0	25	
cis-1,2-Dichloroethene	BRL	0.79						0	0	25	

Qualifiers:

>	Greater than Result value	<	Less than Result value	B	Analyte detected in the associated method blank
BRL	Below reporting limit	E	Estimated (value above quantitation range)	H	Holding times for preparation or analysis exceeded
J	Estimated value detected below Reporting Limit	N	Analyte not NELAC certified	R	RPD outside limits due to matrix
Rpt Lim	Reporting Limit	S	Spike Recovery outside limits due to matrix		

Client: Environmental Planning Specialists, Inc.
Project Name: Rheem
Workorder: 1808M79

ANALYTICAL QC SUMMARY REPORT

BatchID: 266322

Sample ID: **1808M79-006ADUP** Client ID: **18234-IA-6** Units: **ug/m3** Prep Date: **08/28/2018** Run No: **378742**
SampleType: **DUP** TestCode: **VOCs in Air by TO-15/TO-14A/AES SOP OA-11051** BatchID: **266322** Analysis Date: **08/28/2018** Seq No: **8435006**

Analyte	Result	RPT Limit	SPK value	SPK Ref Val	%REC	Low Limit	High Limit	RPD Ref Val	%RPD	RPD Limit	Qual
cis-1,3-Dichloropropene	BRL	0.91						0	0	25	
Dibromochloromethane	BRL	1.7						0	0	25	
Dichlorodifluoromethane	2.176	0.99						2.077	4.65	25	
Ethylbenzene	BRL	0.87						0.4778	0	25	
Freon-113	BRL	1.5						0	0	25	
Freon-114	BRL	1.4						0	0	25	
Hexachlorobutadiene	BRL	2.1						0	0	25	
m,p-Xylene	2.519	1.7						2.606	3.39	25	
Methylene chloride	BRL	0.69						0	0	25	
o-Xylene	1.260	0.87						1.303	3.39	25	
Styrene	BRL	0.85						0	0	25	
Tetrachloroethene	BRL	1.4						0	0	25	
Toluene	BRL	0.75						0	0	25	
trans-1,2-Dichloroethene	BRL	0.79						0	0	25	
trans-1,3-Dichloropropene	BRL	0.91						0	0	25	
Trichloroethene	1.720	1.1						1.612	6.45	25	
Trichlorofluoromethane	BRL	1.1						0	0	25	
Vinyl chloride	BRL	0.51						0	0	25	
Xylenes, Total	3.779	2.6						3.909	3.39	25	
Surr: 4-Bromofluorobenzene	3.850	0	4.000		96.2	70	130	3.850	0	0	

Qualifiers:

>	Greater than Result value	<	Less than Result value	B	Analyte detected in the associated method blank
BRL	Below reporting limit	E	Estimated (value above quantitation range)	H	Holding times for preparation or analysis exceeded
J	Estimated value detected below Reporting Limit	N	Analyte not NELAC certified	R	RPD outside limits due to matrix
Rpt Lim	Reporting Limit	S	Spike Recovery outside limits due to matrix		

Client: Environmental Planning Specialists, Inc.
Project Name: Rheem
Workorder: 1808M79

ANALYTICAL QC SUMMARY REPORT

BatchID: 266351

Sample ID: **MB-266351**	Client ID:		Units: **ug/m3**	Prep Date: **08/29/2018**	Run No: **378796**
SampleType: **MBLK**	TestCode: **VOCs in Air by TO-15/TO-14A/AES SOP OA-11051**		BatchID: **266351**	Analysis Date: **08/29/2018**	Seq No: **8438872**

Analyte	Result	RPT Limit	SPK value	SPK Ref Val	%REC	Low Limit	High Limit	RPD Ref Val	%RPD	RPD Limit	Qual
1,1,1-Trichloroethane	BRL	1.1									
1,1,2,2-Tetrachloroethane	BRL	1.4									
1,1,2-Trichloroethane	BRL	1.1									
1,1-Dichloroethane	BRL	0.81									
1,1-Dichloroethene	BRL	0.79									
1,2,4-Trichlorobenzene	BRL	1.5									
1,2,4-Trimethylbenzene	BRL	0.98									
1,2-Dibromoethane	BRL	1.5									
1,2-Dichlorobenzene	BRL	1.2									
1,2-Dichloroethane	BRL	0.81									
1,2-Dichloropropane	BRL	0.92									
1,3,5-Trimethylbenzene	BRL	0.98									
1,3-Dichlorobenzene	BRL	1.2									
1,4-Dichlorobenzene	BRL	1.2									
2-Butanone	BRL	0.59									
2-Hexanone	BRL	0.82									
4-Ethyltoluene	BRL	0.98									
4-Methyl-2-pentanone	BRL	0.82									
Benzene	BRL	0.64									
Bromodichloromethane	BRL	1.3									
Bromoform	BRL	2.1									
Bromomethane	BRL	0.78									
Carbon disulfide	BRL	0.62									
Carbon tetrachloride	BRL	1.3									
Chlorobenzene	BRL	0.92									
Chloroethane	BRL	0.53									
Chloroform	BRL	0.98									

Qualifiers:

>	Greater than Result value	<	Less than Result value	B	Analyte detected in the associated method blank
BRL	Below reporting limit	E	Estimated (value above quantitation range)	H	Holding times for preparation or analysis exceeded
J	Estimated value detected below Reporting Limit	N	Analyte not NELAC certified	R	RPD outside limits due to matrix
Rpt Lim	Reporting Limit	S	Spike Recovery outside limits due to matrix		

Client: Environmental Planning Specialists, Inc.
Project Name: Rheem
Workorder: 1808M79

ANALYTICAL QC SUMMARY REPORT

BatchID: 266351

Sample ID: **MB-266351** Client ID: Units: **ug/m3** Prep Date: **08/29/2018** Run No: **378796**
SampleType: **MBLK** TestCode: **VOCs in Air by TO-15/TO-14A/AES SOP OA-11051** BatchID: **266351** Analysis Date: **08/29/2018** Seq No: **8438872**

Analyte	Result	RPT Limit	SPK value	SPK Ref Val	%REC	Low Limit	High Limit	RPD Ref Val	%RPD	RPD Limit	Qual
Chloromethane	BRL	0.41									
cis-1,2-Dichloroethene	BRL	0.79									
cis-1,3-Dichloropropene	BRL	0.91									
Dibromochloromethane	BRL	1.7									
Dichlorodifluoromethane	BRL	0.99									
Ethylbenzene	BRL	0.87									
Freon-113	BRL	1.5									
Freon-114	BRL	1.4									
Hexachlorobutadiene	BRL	2.1									
m,p-Xylene	BRL	1.7									
Methylene chloride	BRL	0.69									
o-Xylene	BRL	0.87									
Styrene	BRL	0.85									
Tetrachloroethene	BRL	1.4									
Toluene	BRL	0.75									
trans-1,2-Dichloroethene	BRL	0.79									
trans-1,3-Dichloropropene	BRL	0.91									
Trichloroethene	BRL	1.1									
Trichlorofluoromethane	BRL	1.1									
Vinyl chloride	BRL	0.51									
Xylenes, Total	BRL	2.6									
Surr: 4-Bromofluorobenzene	3.770	0	4.000		94.2	70	130				

Sample ID: **LCS-266351** Client ID: Units: **ug/m3** Prep Date: **08/29/2018** Run No: **378796**
SampleType: **LCS** TestCode: **VOCs in Air by TO-15/TO-14A/AES SOP OA-11051** BatchID: **266351** Analysis Date: **08/29/2018** Seq No: **8438948**

Analyte	Result	RPT Limit	SPK value	SPK Ref Val	%REC	Low Limit	High Limit	RPD Ref Val	%RPD	RPD Limit	Qual
1,1,1-Trichloroethane	20.95	1.1	21.82		96.0	70	130				

Qualifiers:

>	Greater than Result value	<	Less than Result value	B	Analyte detected in the associated method blank
BRL	Below reporting limit	E	Estimated (value above quantitation range)	H	Holding times for preparation or analysis exceeded
J	Estimated value detected below Reporting Limit	N	Analyte not NELAC certified	R	RPD outside limits due to matrix
Rpt Lim	Reporting Limit	S	Spike Recovery outside limits due to matrix		

Client: Environmental Planning Specialists, Inc.
Project Name: Rheem
Workorder: 1808M79

ANALYTICAL QC SUMMARY REPORT

BatchID: 266351

Sample ID: **LCS-266351** Client ID: Units: **ug/m3** Prep Date: **08/29/2018** Run No: **378796**
SampleType: **LCS** TestCode: **VOCs in Air by TO-15/TO-14A/AES SOP OA-11051** BatchID: **266351** Analysis Date: **08/29/2018** Seq No: **8438948**

Analyte	Result	RPT Limit	SPK value	SPK Ref Val	%REC	Low Limit	High Limit	RPD Ref Val	%RPD	RPD Limit	Qual
1,1,2,2-Tetrachloroethane	29.25	1.4	27.47		106	70	130				
1,1,2-Trichloroethane	23.41	1.1	21.82		107	70	130				
1,1-Dichloroethane	16.84	0.81	16.19		104	70	130				
1,1-Dichloroethene	16.49	0.79	15.86		104	70	130				
1,2,4-Trichlorobenzene	26.87	1.5	29.69		90.5	70	130				
1,2,4-Trimethylbenzene	19.71	0.98	19.66	0.6391	97.0	70	130				
1,2-Dibromoethane	31.28	1.5	30.74		102	70	130				
1,2-Dichlorobenzene	22.85	1.2	24.05		95.0	70	130				
1,2-Dichloroethane	17.89	0.81	16.19		110	70	130				
1,2-Dichloropropane	20.89	0.92	18.49		113	70	130				
1,3,5-Trimethylbenzene	19.81	0.98	19.66		101	70	130				
1,3-Dichlorobenzene	22.79	1.2	24.05		94.8	70	130				
1,4-Dichlorobenzene	22.79	1.2	24.05		94.8	70	130				
2-Butanone	11.92	0.59	11.80		101	70	130				
2-Hexanone	17.50	0.82	16.39		107	70	130				
4-Ethyltoluene	19.86	0.98	19.66		101	70	130				
4-Methyl-2-pentanone	18.44	0.82	16.39		112	70	130				
Benzene	13.93	0.64	12.78		109	70	130				
Bromodichloromethane	28.61	1.3	26.80		107	70	130				
Bromoform	35.98	2.1	41.36		87.0	70	130				
Bromomethane	15.14	0.78	15.53		97.5	70	130				
Carbon disulfide	13.14	0.62	12.46		106	70	130				
Carbon tetrachloride	26.86	1.3	25.16		107	70	130				
Chlorobenzene	18.33	0.92	18.42		99.5	70	130				
Chloroethane	11.45	0.53	10.56		108	70	130				
Chloroform	19.78	0.98	19.53		101	70	130				
Chloromethane	9.210	0.41	8.260		112	70	130				

Qualifiers:

>	Greater than Result value	<	Less than Result value	B	Analyte detected in the associated method blank
BRL	Below reporting limit	E	Estimated (value above quantitation range)	H	Holding times for preparation or analysis exceeded
J	Estimated value detected below Reporting Limit	N	Analyte not NELAC certified	R	RPD outside limits due to matrix
Rpt Lim	Reporting Limit	S	Spike Recovery outside limits due to matrix		

Client: Environmental Planning Specialists, Inc.
Project Name: Rheem
Workorder: 1808M79

ANALYTICAL QC SUMMARY REPORT

BatchID: 266351

Sample ID: **LCS-266351** Client ID: Units: **ug/m3** Prep Date: **08/29/2018** Run No: **378796**
SampleType: **LCS** TestCode: **VOCs in Air by TO-15/TO-14A/AES SOP OA-11051** BatchID: **266351** Analysis Date: **08/29/2018** Seq No: **8438948**

Analyte	Result	RPT Limit	SPK value	SPK Ref Val	%REC	Low Limit	High Limit	RPD Ref Val	%RPD	RPD Limit	Qual
cis-1,2-Dichloroethene	15.46	0.79	15.86		97.5	70	130				
cis-1,3-Dichloropropene	19.88	0.91	18.16		110	70	130				
Dibromochloromethane	32.88	1.7	34.08		96.5	70	130				
Dichlorodifluoromethane	21.95	0.99	19.78		111	70	130				
Ethylbenzene	17.63	0.87	17.37		102	70	130				
Freon-113	32.34	1.5	30.66		106	70	130				
Freon-114	26.84	1.4	27.96		96.0	70	130				
Hexachlorobutadiene	42.03	2.1	42.67		98.5	70	130				
m,p-Xylene	35.05	1.7	34.75	0.5647	99.2	70	130				
Methylene chloride	14.35	0.69	13.90		103	70	130				
o-Xylene	17.42	0.87	17.37		100	70	130				
Styrene	17.33	0.85	17.03		102	70	130				
Tetrachloroethene	26.18	1.4	27.12		96.5	70	130				
Toluene	15.94	0.75	15.07		106	70	130				
trans-1,2-Dichloroethene	16.37	0.79	15.86		103	70	130				
trans-1,3-Dichloropropene	20.16	0.91	18.16		111	70	130				
Trichloroethene	21.77	1.1	21.50		101	70	130				
Trichlorofluoromethane	22.53	1.1	22.48		100	70	130				
Vinyl chloride	10.53	0.51	10.22		103	70	130				
Xylenes, Total	52.47	2.6	52.12	0.5647	99.6	70	130				
Surr: 4-Bromofluorobenzene	3.940	0	4.000		98.5	70	130				

Sample ID: **1808M79-013ADUP** Client ID: **18234-IA-DUP** Units: **ug/m3** Prep Date: **08/29/2018** Run No: **378796**
SampleType: **DUP** TestCode: **VOCs in Air by TO-15/TO-14A/AES SOP OA-11051** BatchID: **266351** Analysis Date: **08/29/2018** Seq No: **8438915**

Analyte	Result	RPT Limit	SPK value	SPK Ref Val	%REC	Low Limit	High Limit	RPD Ref Val	%RPD	RPD Limit	Qual
1,1,1-Trichloroethane	BRL	1.1						0.7638	0	25	
1,1,2,2-Tetrachloroethane	BRL	1.4						0	0	25	

Qualifiers:

>	Greater than Result value	<	Less than Result value	B	Analyte detected in the associated method blank
BRL	Below reporting limit	E	Estimated (value above quantitation range)	H	Holding times for preparation or analysis exceeded
J	Estimated value detected below Reporting Limit	N	Analyte not NELAC certified	R	RPD outside limits due to matrix
Rpt Lim	Reporting Limit	S	Spike Recovery outside limits due to matrix		

Client: Environmental Planning Specialists, Inc.
Project Name: Rheem
Workorder: 1808M79

ANALYTICAL QC SUMMARY REPORT

BatchID: 266351

Sample ID: **1808M79-013ADUP** Client ID: **18234-IA-DUP** Units: **ug/m3** Prep Date: **08/29/2018** Run No: **378796**
SampleType: **DUP** TestCode: **VOCs in Air by TO-15/TO-14A/AES SOP OA-11051** BatchID: **266351** Analysis Date: **08/29/2018** Seq No: **8438915**

Analyte	Result	RPT Limit	SPK value	SPK Ref Val	%REC	Low Limit	High Limit	RPD Ref Val	%RPD	RPD Limit	Qual
1,1,2-Trichloroethane	BRL	1.1						0	0	25	
1,1-Dichloroethane	BRL	0.81						0	0	25	
1,1-Dichloroethene	BRL	0.79						0	0	25	
1,2,4-Trichlorobenzene	BRL	1.5						0	0	25	
1,2,4-Trimethylbenzene	1.721	0.98						1.770	2.82	25	
1,2-Dibromoethane	BRL	1.5						0	0	25	
1,2-Dichlorobenzene	BRL	1.2						0	0	25	
1,2-Dichloroethane	BRL	0.81						0	0	25	
1,2-Dichloropropane	BRL	0.92						0	0	25	
1,3,5-Trimethylbenzene	1.180	0.98						1.229	4.08	25	
1,3-Dichlorobenzene	BRL	1.2						0	0	25	
1,4-Dichlorobenzene	BRL	1.2						0	0	25	
2-Butanone	2.920	0.59						2.831	3.08	25	
2-Hexanone	1.188	0.82						1.229	3.39	25	
4-Ethyltoluene	BRL	0.98						0.6391	0	25	
4-Methyl-2-pentanone	BRL	0.82						0	0	25	
Benzene	BRL	0.64						0.4473	0	25	
Bromodichloromethane	BRL	1.3						0	0	25	
Bromoform	BRL	2.1						0	0	25	
Bromomethane	BRL	0.78						0	0	25	
Carbon disulfide	BRL	0.62						0	0	25	
Carbon tetrachloride	BRL	1.3						0	0	25	
Chlorobenzene	BRL	0.92						0	0	25	
Chloroethane	BRL	0.53						0	0	25	
Chloroform	BRL	0.98						0	0	25	
Chloromethane	BRL	0.41						0	0	25	
cis-1,2-Dichloroethene	BRL	0.79						0	0	25	

Qualifiers:

>	Greater than Result value	<	Less than Result value	B	Analyte detected in the associated method blank
BRL	Below reporting limit	E	Estimated (value above quantitation range)	H	Holding times for preparation or analysis exceeded
J	Estimated value detected below Reporting Limit	N	Analyte not NELAC certified	R	RPD outside limits due to matrix
Rpt Lim	Reporting Limit	S	Spike Recovery outside limits due to matrix		

Client: Environmental Planning Specialists, Inc.
Project Name: Rheem
Workorder: 1808M79

ANALYTICAL QC SUMMARY REPORT

BatchID: 266351

Sample ID: **1808M79-013ADUP** Client ID: **18234-IA-DUP** Units: **ug/m3** Prep Date: **08/29/2018** Run No: **378796**
SampleType: **DUP** TestCode: **VOCs in Air by TO-15/TO-14A/AES SOP OA-11051** BatchID: **266351** Analysis Date: **08/29/2018** Seq No: **8438915**

Analyte	Result	RPT Limit	SPK value	SPK Ref Val	%REC	Low Limit	High Limit	RPD Ref Val	%RPD	RPD Limit	Qual
cis-1,3-Dichloropropene	BRL	0.91						0	0	25	
Dibromochloromethane	BRL	1.7						0	0	25	
Dichlorodifluoromethane	2.423	0.99						2.324	4.17	25	
Ethylbenzene	BRL	0.87						0.5647	0	25	
Freon-113	BRL	1.5						0	0	25	
Freon-114	BRL	1.4						0	0	25	
Hexachlorobutadiene	BRL	2.1						0	0	25	
m,p-Xylene	3.084	1.7						3.171	2.78	25	
Methylene chloride	BRL	0.69						0	0	25	
o-Xylene	1.564	0.87						1.520	2.82	25	
Styrene	BRL	0.85						0	0	25	
Tetrachloroethene	BRL	1.4						0	0	25	
Toluene	BRL	0.75						0.6030	0	25	
trans-1,2-Dichloroethene	BRL	0.79						0	0	25	
trans-1,3-Dichloropropene	BRL	0.91						0	0	25	
Trichloroethene	1.129	1.1						1.075	4.88	25	
Trichlorofluoromethane	BRL	1.1						1.068	0	25	
Vinyl chloride	BRL	0.51						0	0	25	
Xylenes, Total	4.648	2.6						4.691	0.930	25	
Surr: 4-Bromofluorobenzene	3.850	0	4.000		96.2	70	130	3.810	0	0	

Qualifiers:

>	Greater than Result value	<	Less than Result value	B	Analyte detected in the associated method blank
BRL	Below reporting limit	E	Estimated (value above quantitation range)	H	Holding times for preparation or analysis exceeded
J	Estimated value detected below Reporting Limit	N	Analyte not NELAC certified	R	RPD outside limits due to matrix
Rpt Lim	Reporting Limit	S	Spike Recovery outside limits due to matrix		

APPENDIX G
Risk Reduction Standards

Table G1. Georgia Specific Values

Parameter	CAS #	NC (mg/kg)	Table 2 Soil (mg/kg)	Table 1 GW (mg/L)	GA MCL (mg/L)
1,1,1-Trichloroethane	71-55-6	5.44		0.2	0.2
1,1,2,2-Tetrachloroethane	79-34-5	0.13		0.0002	
1,1,2-Trichloroethane	79-00-5	0.5		0.005	0.005
1,1-Dichloroethane	75-34-3	0.03		4	
1,1-Dichloroethene	75-35-4	0.36		0.007	0.007
1,2-Dichloroethane	107-06-2	0.02		0.005	0.005
1,2-Dichloropropane	78-87-5	0.02		0.005	0.005
2-Butanone (MEK)	78-93-3	0.79		2	
4-Methyl-2-pentanone	108-10-1	3.3		2	
Acetone	67-64-1	2.74		4	
Benzene	71-43-2	0.02		0.005	0.005
Bromoform	75-25-2	1		0.08	
Carbon disulfide	75-15-0			4	
Carbon tetrachloride	56-23-5	0.17		0.005	0.005
Chloroform	67-66-3	0.68		0.08	
Chloromethane	74-87-3	0.04		0.003	
cis-1,2-Dichloroethene	156-59-2	0.53		0.07	0.07
Dibromochloromethane	124-48-1	1.63		0.08	
Dichlorobromomethane	75-27-4	1.18		0.08	
Dichloromethane	75-09-2	0.08		0.005	0.005
Ethyl benzene	100-41-4	20		0.7	0.7
Freon-12	75-71-8	1.49		1	
Isopropylbenzene	98-82-8	21.88			
m-Xylene	108-38-3	20			
o-Xylene	95-47-6	20			
p-Xylene	106-42-3	20			
Tetrachloroethene	127-18-4	0.18		0.005	0.005
Toluene	108-88-3	14.4		1	1
trans-1,2-Dichloroethene	156-60-5	0.53		0.1	0.1
Trichloroethene	79-01-6	0.13		0.005	0.005
Vinyl chloride	75-01-4	0.04		0.002	0.002
Xylenes	1330-20-7	20			10

HSRA: Hazardous Site Response Act's Hazardous Site Response Rules ("Rules")

NC: Notification Concentration - Appendix I of the Rules

Table 2 Soil: Appendix III Table 2 of the Rules

Table 1 GW: Appendix III Table 1 of the Rules

GA MCL: Georgia Maximum Contaminant Level (Rules for Safe Drinking Water)

Table G2. Physical-Chemical Parameters

Analyte	CAS	Organic Carbon Partition Coefficient (K_{oc}) (cm^3/g)		Diffusivity in air (D_a) (cm^2/s)		Henry's Law Constant (H') (unitless)	Henry's Law Constant at reference temperature of 25C (H) ($atm\text{-}m^3/mol$)		Volatile	Dei = Da x $E^{0.33}$	Kd* = Koc x OC	Kas =(H/Kd) x 41	α cm^2/s	VF m^3/kg
1,1,1-Trichloroethane	71-55-6	4.4E+01	EPI	6.5E-02	WATER9	7.0E-01	1.7E-02	PHYSPROP	V	0.045838887	0.8778	0.803372067	0.00643	1546
1,1,2,2-Tetrachloroethane	79-34-5	9.5E+01	EPI	4.9E-02	WATER9	1.5E-02	3.7E-04	PHYSPROP	V	0.034596664	1.8988	0.007924479	0.00006	19307
1,1,2-Trichloroethane	79-00-5	6.1E+01	EPI	6.7E-02	WATER9	3.4E-02	8.2E-04	PHYSPROP	V	0.047304913	1.214	0.027828666	0.00027	8793
1,1-Dichloroethane	75-34-3	3.2E+01	EPI	8.4E-02	WATER9	2.3E-01	5.6E-03	PHYSPROP	V	0.059153489	0.6364	0.362067882	0.00405	2110
1,1-Dichloroethene	75-35-4	3.2E+01	EPI	8.6E-02	WATER9	1.1E+00	2.6E-02	PHYSPROP	V	0.061038956	0.6364	1.681489629	0.01554	862
1,2-Dichloroethane	107-06-2	4.0E+01	EPI	8.6E-02	WATER9	4.8E-02	1.2E-03	PHYSPROP	V	0.060622697	0.792	0.061085859	0.00074	5225
1,2-Dichloropropane	78-87-5	6.1E+01	EPI	7.3E-02	WATER9	1.2E-01	2.8E-03	PHYSPROP	V	0.051866214	1.214	0.09523888	0.00098	4509
2-Butanone (MEK)	78-93-3	4.5E+00	EPI	9.1E-02	WATER9	2.3E-03	5.7E-05	PHYSPROP	V	0.064670783	0.0902	0.025863636	0.00034	7802
4-Methyl-2-pentanone	108-10-1	1.3E+01	EPI	7.0E-02	WATER9	5.6E-03	1.4E-04	EPI	V	0.049348227	0.252	0.022452381	0.00022	9590
Acetone	67-64-1	2.4E+00	EPI	1.1E-01	WATER9	1.4E-03	3.5E-05	PHYSPROP	V	0.07490772	0.04728	0.0303511	0.00046	6689
Benzene	71-43-2	1.5E+02	EPI	9.0E-02	WATER9	2.3E-01	5.6E-03	PHYSPROP	V	0.063318474	2.916	0.078034979	0.00099	4516
Bromoform	75-25-2	3.2E+01	EPI	3.6E-02	WATER9	2.2E-02	5.4E-04	PHYSPROP	V	0.025269965	0.6364	0.034467316	0.00018	10803
Carbon disulfide	75-15-0	2.2E+01	EPI	1.1E-01	WATER9	5.9E-01	1.4E-02	PHYSPROP	V	0.075272494	0.4346	1.358490566	0.01628	886
Carbon tetrachloride	56-23-5	4.4E+01	EPI	5.7E-02	WATER9	1.1E+00	2.8E-02	PHYSPROP	V	0.040411902	0.8778	1.289131921	0.00839	1248
Chloroform	67-66-3	3.2E+01	EPI	7.7E-02	WATER9	1.5E-01	3.7E-03	PHYSPROP	V	0.054397637	0.6364	0.236439346	0.00249	2756
Chloromethane	74-87-3	1.3E+01	EPI	1.2E-01	WATER9	3.6E-01	8.8E-03	PHYSPROP	V	0.08766816	0.2644	1.367700454	0.01907	817
cis-1,2-Dichloroethene	156-59-2	4.0E+01	EPI	8.8E-02	WATER9	1.7E-01	4.1E-03	PHYSPROP	V	0.062520469	0.792	0.211212121	0.00257	2726
Dibromochloromethane	124-48-1	3.2E+01	EPI	3.7E-02	WATER9	3.2E-02	7.8E-04	PHYSPROP	V	0.025908708	0.6364	0.050444689	0.00026	8805
Dichlorobromomethane	75-27-4	3.2E+01	EPI	5.6E-02	WATER9	8.7E-02	2.1E-03	PHYSPROP	V	0.039789141	0.6364	0.136580767	0.00107	4281
Dichloromethane	75-09-2	2.2E+01	EPI	1.0E-01	WATER9	1.3E-01	3.3E-03	PHYSPROP	V	0.070674914	0.4346	0.306603774	0.00414	2109
Ethyl benzene	100-41-4	4.5E+02	EPI	6.8E-02	WATER9	3.2E-01	7.9E-03	PHYSPROP	V	0.048418612	8.922	0.036211612	0.00035	7613
Freon-12	75-71-8	4.4E+01	EPI	7.6E-02	WATER9	1.4E+01	3.4E-01	PHYSPROP	V	0.053767946	0.8778	16.02073365	0.04113	167
Isopropylbenzene	98-82-8	7.0E+02	EPI	6.0E-02	WATER9	4.7E-01	1.2E-02	PHYSPROP	V	0.042647292	13.956	0.033784752	0.00029	8400
m-Xylene	108-38-3	3.8E+02	EPI	6.8E-02	WATER9	2.9E-01	7.2E-03	PHYSPROP	V	0.048348387	7.506	0.039219291	0.00038	7318
o-Xylene	95-47-6	3.8E+02	EPI	6.9E-02	WATER9	2.1E-01	5.2E-03	PHYSPROP	V	0.048740317	7.658	0.02773309	0.00027	8678
p-Xylene	106-42-3	3.8E+02	EPI	6.8E-02	WATER9	2.8E-01	6.9E-03	PHYSPROP	V	0.048265362	7.506	0.037689848	0.00037	7473
Tetrachloroethene	127-18-4	9.5E+01	EPI	5.0E-02	WATER9	7.2E-01	1.8E-02	PHYSPROP	V	0.035689855	1.8988	0.382188751	0.00257	2639
Toluene	108-88-3	2.3E+02	EPI	7.8E-02	WATER9	2.7E-01	6.6E-03	PHYSPROP	V	0.055022944	4.678	0.05819581	0.00064	5621
trans-1,2-Dichloroethene	156-60-5	4.0E+01	EPI	8.8E-02	WATER9	3.8E-01	9.4E-03	PHYSPROP	V	0.061957397	0.792	0.485580808	0.00556	1760
Trichloroethene	79-01-6	6.1E+01	EPI	6.9E-02	WATER9	4.0E-01	9.9E-03	PHYSPROP	V	0.048557648	1.214	0.332660626	0.00307	2436
Vinyl chloride	75-01-4	2.2E+01	EPI	1.1E-01	WATER9	1.1E+00	2.8E-02	PHYSPROP	V	0.075755441	0.4346	2.622641509	0.02634	580
Xylenes	1330-20-7	3.8E+02	EPI	6.9E-02	WATER9	2.7E-01	6.6E-03	PHYSPROP	V	0.048453689	7.658	0.035496213	0.00035	7687

EPI: EPA's Estimation Programs Interface Suite

WATER9: EPA's WATER9 Program

PHYSPROP: Syracuse Research Coorporation PHYSPROP Database. 2005

$VF\ (m^3/kg) = \frac{(LS \times V \times DH)}{A} \times \frac{(\pi \times \alpha \times T)^{1/2}}{(2 \times D_{ei} \times E \times K_{as} \times 10^{-3}\ kg/g)}$

LS =	45	m	length of side of contaminated area
V =	2.25	m/s	wind speed in mixing zone
DH =	2	m	diffusion height
A =	20300000	cm^2	area of contamination
π =	3.14		

D_{ei} = D_i x $E^{0.33}$		cm^2/s	effective diffusivity
D_i =		Chemical specific	molecular diffusivity (cm^2/s)
E =	0.35		total soil porosity
ρ_s =	2.65	g/m^3	density of soil solids
Kas = (H/Kd) x 41			soil/air partition coefficient (g soil/cm^3 air)
H =		Chemical specific	Henry's law constant ($atm\text{-}m^3/mol$)
Kd = Koc x OC			soil-water partition coefficient
Koc=		Chemical specific	organic carbon partition coefficient
OC =	0.02		soil organic carbon content fraction
T =	790000000	s	exposure interval

Table G3. Toxicity Factors

Analyte	CAS	NonCancer Toxicity Values			Cancer Toxicity Values				
		Oral RfD	Inhalation RFC	Inhalation RfD	Oral CSF	Inhalation Unit Risk	Inhalation CSF	Cancer Class	VOC
		mg/kg-day	mg/m3	mg/kg-day	per mg/kg-day	per ug/m3	per mg/kg-day		
1,1,1-Trichloroethane	71-55-6	2	5	1.4				D	V
1,1,2,2-Tetrachloroethane	79-34-5	0.02			0.2	0.000058	0.203	C	V
1,1,2-Trichloroethane	79-00-5	0.004	0.0002	5.714E-05	0.057	0.000016	0.056	C	V
1,1-Dichloroethane	75-34-3	0.2			0.0057	0.0000016	0.0056	C	V
1,1-Dichloroethene	75-35-4	0.05	0.2	0.057				C	V
1,2-Dichloroethane	107-06-2	0.006	0.007	0.002	0.091	0.000026	0.091	B2	V
1,2-Dichloropropane	78-87-5	0.04	0.004	0.0011	0.037	0.000037	0.1295		V
2-Butanone (MEK)	78-93-3	0.6	5	1.4					V
4-Methyl-2-pentanone	108-10-1		3	0.86					V
Acetone	67-64-1	0.9	31	8.9					V
Benzene	71-43-2	0.004	0.03	0.0086	0.055	0.0000078	0.0273	A	V
Bromoform	75-25-2	0.02			0.0079	0.0000011	0.00385	B2	V
Carbon disulfide	75-15-0	0.1	0.7	0.2					V
Carbon tetrachloride	56-23-5	0.004	0.1	0.029	0.07	0.000006	0.021	B2	V
Chloroform	67-66-3	0.01	0.098	0.028	0.031	0.000023	0.0805	B2	V
Chloromethane	74-87-3		0.09	0.026					V
cis-1,2-Dichloroethene	156-59-2	0.002							V
Dibromochloromethane	124-48-1	0.02			0.084			C	V
Dichlorobromomethane	75-27-4	0.02			0.062	0.000037	0.1295		V
Dichloromethane	75-09-2	0.006	0.6	0.17	0.002	1E-08	0.000035	B2	V
Ethyl benzene	100-41-4	0.1	1	0.29	0.011	0.0000025	0.00875		V
Freon-12	75-71-8	0.2	0.1	0.029					V
Isopropylbenzene	98-82-8	0.1	0.4	0.11					V
m-Xylene	108-38-3	0.2	0.1	0.029					V
o-Xylene	95-47-6	0.2	0.1	0.029					V
p-Xylene	106-42-3	0.2	0.1	0.029					V
Tetrachloroethene	127-18-4	0.006	0.04	0.011	0.0021	2.6E-07	0.00091	B	V
Toluene	108-88-3	0.08	5	1.4					V
trans-1,2-Dichloroethene	156-60-5	0.02							V
Trichloroethene	79-01-6	0.0005	0.002	0.00057	0.046	0.0000041	0.014	A	V
Vinyl chloride	75-01-4	0.003	0.1	0.029	0.72	0.0000044	0.015	A	V
Xylenes	1330-20-7	0.2	0.1	0.029					V

Values are from the EPA Regional Screening Level Summary Table (June 2017), except where noted

IRIS: Intigrated Risk Information System (www.epa.gov/IRIS/)

Table G4. Groundwater Risk Calculations

Analyte	CAS	Volatile?	Oral CSF	Inhalation CSF	RAGS Eqn. 1								
					Adult			Child			Worker		
					Ingestion	Inhalation	Total	Ingestion	Inhalation	Total	Ingestion	Inhalation	Total
			per mg/kg-day	per mg/kg-day	mg/L	mg/L	mg/L	mg/L	mg/L	mg/L	mg/L	mg/L	mg/L
1,1,1-Trichloroethane	71-55-6	V											
1,1,2,2-Tetrachloroethane	79-34-5	V	0.2	0.20	0.0043	0.0011	0.00089	0.0091	0.0012	0.0011	0.014	0.0014	0.0013
1,1,2-Trichloroethane	79-00-5	V	0.057	0.056	0.015	0.0041	0.0032	0.032	0.0043	0.0038	0.050	0.0051	0.0046
1,1-Dichloroethane	75-34-3	V	0.0057	0.0056	0.15	0.041	0.032	0.32	0.043	0.038	0.50	0.051	0.046
1,1-Dichloroethene	75-35-4	V											
1,2-Dichloroethane	107-06-2	V	0.091	0.091	0.0094	0.0025	0.0020	0.020	0.0027	0.0024	0.031	0.0031	0.0029
1,2-Dichloropropane	78-87-5	V	0.037	0.1295	0.023	0.0018	0.0016	0.049	0.0019	0.0018	0.077	0.0022	0.0021
2-Butanone (MEK)	78-93-3	V											
4-Methyl-2-pentanone	108-10-1	V											
Acetone	67-64-1	V											
Benzene	71-43-2	V	0.055	0.027	0.015	0.0083	0.0054	0.033	0.0089	0.0070	0.052	0.010	0.0087
Bromoform	75-25-2	V	0.0079	0.0039	0.11	0.059	0.038	0.23	0.063	0.050	0.36	0.074	0.062
Carbon disulfide	75-15-0	V											
Carbon tetrachloride	56-23-5	V	0.07	0.021	0.012	0.011	0.0057	0.026	0.012	0.0080	0.041	0.014	0.010
Chloroform	67-66-3	V	0.031	0.0805	0.027	0.0028	0.0026	0.059	0.0030	0.0029	0.092	0.0036	0.0034
Chloromethane	74-87-3	V											
cis-1,2-Dichloroethene	156-59-2	V											
Dibromochloromethane	124-48-1	V	0.084		0.010		0.010	0.022		0.022	0.034		0.034
Dichlorobromomethane	75-27-4	V	0.062	0.13	0.014	0.0018	0.0016	0.029	0.0019	0.0018	0.046	0.0022	0.0021
Dichloromethane	75-09-2	V	0.002	0.000035	0.43	6.5	0.40	0.91	7.0	0.81	1.4	8.2	1.2
Ethyl benzene	100-41-4	V	0.011	0.0088	0.077	0.026	0.019	0.17	0.028	0.024	0.26	0.033	0.029
Freon-12	75-71-8	V											
Isopropylbenzene	98-82-8	V											
m-Xylene	108-38-3	V											
o-Xylene	95-47-6	V											
p-Xylene	106-42-3	V											
Tetrachloroethene	127-18-4	V	0.0021	0.00091	0.41	0.25	0.15	0.87	0.27	0.20	1.4	0.31	0.26
Toluene	108-88-3	V											
trans-1,2-Dichloroethene	156-60-5	V											
Trichloroethene	79-01-6	V	0.046	0.014	0.019	0.016	0.0085	0.040	0.017	0.012	0.062	0.020	0.015
Vinyl chloride	75-01-4	V	0.72	0.015	0.0012	0.015	0.0011	0.0025347	0.016	0.0022	0.0040	0.0185818	0.0032741
Xylenes	1330-20-7	V											

Table G4. Groundwater Risk Calculations

$$\text{Ingestion/Oral C (mg/kg)} = \frac{TR \times BW \times AT}{EF \times ED \times (SFo \times IRw)}$$

$$\text{Inhalation C (mg/kg)} = \frac{TR \times BW \times AT}{EF \times ED \times (SFi \times K \times IRa)}$$

Note: Inhalation pathway not calculated if not volatile

$$\text{RAGS Eqn 1} = \frac{TR \times BW \times AT}{EF \times ED \times [(SFo \times IRw) + (SFi \times K \times IRa)]}$$

Parameter		Adult		Child		Worker	
		Value	Source	Value	Source	Value	Source
Body Weight, Adult (kg)	BW	70	1	15	2	70	1
Exposure Frequency, Resident Adult (d/yr)	EF	350	1	350	1	250	1
Exposure Duration, Resident Adult (yr)	ED	30	1	6	2	25	1
Soil Ingestion, Resident Adult (mg/d)	IRs	114	1	200	2	50	1
Water ingestion, Resident Adult (L/d)	IRw	2	1	1	1	1	1
Inhalation Rate, Resident Adult (m^3/d)	IRa	15	1	15	2	20	1
Averaging Time, Cancer, Adult (d)	AT	25550	1	25550	1	25550	1
Target Risk	TR	1E-05	1	1E-05	1	1E-05	1
Water-to-air volatilization factor (L/m3)	K	0.5	1	0.5	1	0.5	1
Particulate Emission Factor (m3/kg)	PEF	4630000000	1	4630000000	1	4630000000	1

Notes:

Source 1 - GaEPD Reg 391-3-19 Appendix III, Table 3

Source 2 - HSRA Guidance http://www.georgiaepd.org/Documents/hsraguideCSRRRS.html

Table G5. Groundwater Hazard Calculations

Analyte	CAS	Volatile?	Oral RfD	Inhalation RfD	RAGS Eqn. 2								
					Adult			Child			Worker		
					Ingestion	Inhalation	Total	Ingestion	Inhalation	Total	Ingestion	Inhalation	Total
			mg/kg-day	mg/kg-day	mg/L	mg/L	mg/L	mg/L	mg/L	mg/L	mg/L	mg/L	mg/L
1,1,1-Trichloroethane	71-55-6	V	2	1.4	73	14	12	31	3.0	2.7	204	15	14
1,1,2,2-Tetrachloroethane	79-34-5	V	0.02		0.73		0.73	0.31		0.31	2.0		2.0
1,1,2-Trichloroethane	79-00-5	V	0.004	0.0	0.146	0.00056	0.00055	0.063	0.00012	0.00012	0.41	0.00058	0.00058
1,1-Dichloroethane	75-34-3	V	0.2		7.3		7.3	3.1		3.1	20.44		20.44
1,1-Dichloroethene	75-35-4	V	0.05	0.057	1.8	0.56	0.43	0.78	0.12	0.10	5.1	0.58	0.52
1,2-Dichloroethane	107-06-2	V	0.006	0.002	0.219	0.019	0.018	0.094	0.0042	0.0040	0.6132	0.020	0.020
1,2-Dichloropropane	78-87-5	V	0.04	0.0011	1.5	0.011	0.011	0.6	0.0024	0.0024	4.1	0.012	0.012
2-Butanone (MEK)	78-93-3	V	0.6	1.4	21.9	14	8.5	9.4	3.0	2.3	61.32	14.6	12
4-Methyl-2-pentanone	108-10-1	V		0.86		8.3	8.3		1.8	1.8		8.8	8.8
Acetone	67-64-1	V	0.9	8.9	32.85	86	24	14	18	8.0	92	91	46
Benzene	71-43-2	V	0.004	0.0086	0.146	0.083	0.053	0.063	0.018	0.014	0.4088	0.088	0.072
Bromoform	75-25-2	V	0.02		0.73		0.73	0.31		0.31	2.0		2.0
Carbon disulfide	75-15-0	V	0.1	0.2	3.7	1.9	1.3	1.6	0.42	0.33	10.22	2.0	1.7
Carbon tetrachloride	56-23-5	V	0.004	0.029	0.146	0.28	0.0957377	0.063	0.060	0.031	0.4088	0.29	0.17
Chloroform	67-66-3	V	0.01	0.028	0.365	0.27	0.16	0.16	0.058	0.043	1.0	0.29	0.22
Chloromethane	74-87-3	V		0.026		0.25	0.25		0.054	0.054		0.26	0.26
cis-1,2-Dichloroethene	156-59-2	V	0.002		0.073		0.073	0.031		0.031	0.2044		0.20
Dibromochloromethane	124-48-1	V	0.02		0.73		0.73	0.31		0.31	2.0		2.0
Dichlorobromomethane	75-27-4	V	0.02		0.73		0.73	0.31		0.31	2.0		2.0
Dichloromethane	75-09-2	V	0.006	0.17	0.219	1.7	0.19	0.094	0.36	0.074	0.6132	1.8	0.45
Ethyl benzene	100-41-4	V	0.1	0.29	3.7	2.8	1.6	1.6	0.60	0.43	10.22	2.9	2.3
Freon-12	75-71-8	V	0.2	0.029	7.3	0.28	0.27	3.1	0.060	0.058	20.44	0.29	0.29
Isopropylbenzene	98-82-8	V	0.1	0.11	3.7	1.1	0.85	1.6	0.24	0.21	10.22	1.2	1.0
m-Xylene	108-38-3	V	0.2	0.029	7.3	0.28	0.27	3.1	0.060	0.058	20.44	0.29	0.29
o-Xylene	95-47-6	V	0.2	0.029	7.3	0.28	0.27	3.1	0.060	0.058	20.44	0.29	0.29
p-Xylene	106-42-3	V	0.2	0.029	7.3	0.28	0.27	3.1	0.060	0.058	20.44	0.29	0.29
Tetrachloroethene	127-18-4	V	0.006	0.011	0.219	0.11	0.074	0.094	0.024	0.019	0.6132	0.12	0.098
Toluene	108-88-3	V	0.08	1.4	2.92	14	2.4	1.3	3.0	0.88	8.2	15	5.2
trans-1,2-Dichloroethene	156-60-5	V	0.02		0.73		0.73	0.31		0.31	2.044		2.0
Trichloroethene	79-01-6	V	0.0005	0.00057	0.018	0.0056	0.0043	0.0078	0.0012	0.0010	0.051	0.0058	0.0052
Vinyl chloride	75-01-4	V	0.003	0.029	0.1095	0.28	0.079	0.047	0.060	0.026	0.31	0.29	0.15
Xylenes	1330-20-7	V	0.2	0.029	7.3	0.28	0.27	3.128571	0.060	0.058	20.44	0.29	0.29

Table G5. Groundwater Hazard Calculations

$$\text{Ingestion/Oral C (mg/kg)} = \frac{\text{THI x BW x AT}}{\text{EF x ED x (1/RfDo x IRw)}}$$

$$\text{Inhalation C (mg/kg)} = \frac{\text{THI x BW x AT}}{\text{EF x ED x (1/RfDi x K x IRa)}}$$

Note: Inhalation pathway not calculated if not volatile

$$\text{RAGS Eqn 2} = \frac{\text{THI x BW x AT}}{\text{EF x ED x [(1/RfDo x IRw) + (1/RfDi x K x IRa)]}}$$

Parameter		Adult		Child		Worker		
		Value	Source	Value	Source	Value	Source	
Body Weight, Adult (kg)	BW	70	1	15	2	70	1	
Exposure Frequency, Resident Adult (d/yr)	EF	350	1	350	1	250	1	
Exposure Duration, Resident Adult (yr)	ED	30	1	6	2	25	1	
Soil Ingestion, Resident Adult (mg/d)	IRs	114	1	200	2	50	1	
Water ingestion, Resident Adult (L/d)	IRw	2	1	1	1	1	1	
Inhalation Rate, Resident Adult (m^3/d)	IRa	15	1	15	2	20	1	
Averaging Time, Noncancer, Adult (d)	AT	10950	1	2190	1	9125	1	Exposure Duration x 365 days
Target hazard quotient	THQ	1	1	1	1	1	1	
Water-to-air volatilization factor (L/m3)	K	0.5	1	0.5	1	0.5	1	
Particulate Emission Factor (m3/kg)	PEF	4630000000	1	4630000000	1	4630000000	1	

Notes:

Source 1 - GaEPD Reg 391-3-19 Appendix III, Table 3

Source 2 - HSRA Guidance http://www.georgiaepd.org/Documents/hsraguideCSRRRS.html

Table G6. Soil Risk Calculations

Analyte	CAS	Volatile?	VF	Oral CSF	Inhalation CSF	RAGS Eqn. 6											
						Adult			Child			Industrial Worker			Construction Worker		
						Ingestion	Inhalation	Total	Ingestion	Inhalation	Total	Ingestion	Inhalation	Total	Ingestion	Inhalation	Total
				per mg/kg-day	per mg/kg-day	mg/kg	mg/kg	mg/kg	mg/kg	mg/kg	mg/kg	mg/kg	mg/kg	mg/kg	mg/kg	mg/kg	mg/kg
1,1,1-Trichloroethane	71-55-6	V	1546														
1,1,2-Trichloroethane	79-00-5	V	8793	0.057	0.056	262	18	17	160	19	17	1004	67	63			
1,1-Dichloroethene	75-35-4	V	862														
2-Butanone (MEK)	78-93-3	V	7802														
Acetone	67-64-1	V	6689														
Carbon tetrachloride	56-23-5	V	1248	0.07	0.021	213	6.7	6.5	130	7.2	6.8	818	25.5	24.7			
Chloroform	67-66-3	V	2756	0.031	0.081	482	3.9	3.9	294	4.2	4.1	1846	14.7	14.6			
cis-1,2-Dichloroethene	156-59-2	V	2726														
Dichlorobromomethane	75-27-4	V	4281	0.062	0.13	241	3.8	3.7	147	4.0	3.9	923	14.2	14.0			
Dichloromethane	75-09-2	V	2109	0.002	0.000035	7471	6842	3571	4563	7330	2812	28616	25861	13585			
Ethyl benzene	100-41-4	V	7613	0.011	0.00875	1358	99	92	830	106	94	5203	373	348			
Freon-12	75-71-8	V	167														
m-Xylene	108-38-3	V	7318														
o-Xylene	95-47-6	V	8678														
p-Xylene	106-42-3	V	7473														
Tetrachloroethene	127-18-4	V	2639	0.0021	0.00091	7115	329	315	4345	353	326	27253	1245	1190			
Toluene	108-88-3	V	5621														
trans-1,2-Dichloroethene	156-60-5	V	1760														
Trichloroethene	79-01-6	V	2436	0.046	0.01435	325	19	18	198	21	19	1244	73	69	9426	3644	2628

Ingestion/Oral C (mg/kg) = $\frac{TR \times BW \times AT}{EF \times ED \times (SFo \times 10^{-6} \times IRs)}$

Inhalation C (mg/kg) = $\frac{TR \times BW \times AT}{EF \times ED \times ET \times 1/24 \times (SFi \times IRa \times (1/VF + 1/PE}$

Note: VF not used if constituent is not volatile

RAGS Eqn 7 = $\frac{TR \times BW \times AT \times 24}{EF \times ED \times ET \times [(SFo \times 10^{-6} \times IRs) + (SFi \times IRa \times (1/VF + 1/PEF)}$

Parameter		Adult		Child		Industrial Worker		Construction Worker	
		Value	Source	Value	Source	Value	Source	Value	Source
Body Weight, Adult (kg)	BW	70	1	15	2	70	1	70	1
Exposure Frequency, Resident Adult (d/yr)	EF	350	1	350	1	250	1	125	4
Exposure Duration, Resident Adult (yr)	ED	30	1	6	2	25	1	1	3
Exposure Time (hr/d)	ET	24	3	24	3	8	3	8	3
Soil Ingestion, Resident Adult (mg/d)	IRs	114	1	200	2	50	1	330	3
Water ingestion, Resident Adult (L/d)	IRw	2	1	1	1	1	1	1	1
Inhalation Rate, Resident Adult (m^3/d)	IRa	15	1	15	2	20	1	20	1
Averaging Time, Cancer, Adult (d)	AT	25550	1	25550	1	25550	1	25550	1
Target Risk	TR	1.00E-05	1	1.00E-05	1	1.00E-05	1	1.00E-05	1
Water-to-air volatilization factor (L/m3)	K	0.5	1	0.5	1	0.5	1	0.5	1
Particulate Emission Factor (m3/kg)	PEF	4630000000	1	4630000000	1	4630000000	1	4630000000	1

Notes:

Source 1 - GaEPD Reg 391-3-19 Appendix III, Table 3

Source 2 - HSRA Guidance http://www.georgiaepd.org/Documents/hsraguideCSRRRS.html

Source 3 - EPA RSL equations

Source 4 - Professional judgement and Virginia's VRP Risk Assessment Guidance

Table G7. Soil Hazard Calculations

Analyte	CAS	Volatile?	VF	Oral RfD	Inhalation RfD	RAGS Eqn. 7											
						Adult			Child			Industrial Worker			Construction Worker		
						Ingestion	Inhalation	Total	Ingestion	Inhalation	Total	Ingestion	Inhalation	Total	Ingestion	Inhalation	Total
				mg/kg-day	mg/kg-day	mg/kg	mg/kg	mg/kg	mg/kg	mg/kg	mg/kg	mg/kg	mg/kg	mg/kg	mg/kg	mg/kg	mg/kg
1,1,1-Trichloroethane	71-55-6	V	1546	2	1.4	1280702	10747	10658	156429	2303	2270	4088000	33853	33575			
1,1,2-Trichloroethane	79-00-5	V	8793	0.004	5.714E-05	2561	2.4	2.4	313	0.5	0.5	8176	7.7	7.7			
1,1-Dichloroethene	75-35-4	V	862	0.05	0.057	32018	240	238	3911	51	51	102200	755	750			
2-Butanone (MEK)	78-93-3	V	7802	0.6	1.4	384211	54245	47534	46929	11624	9316	1226400	170872	149976			
Acetone	67-64-1	V	6689	0.9	8.9	576316	288339	192186	70393	61787	32905	1839600	908267	608053			
Carbon tetrachloride	56-23-5	V	1248	0.004	0.029	2561	174	162	313	37	33	8176	547	512			
Chloroform	67-66-3	V	2756	0.01	0.028	6404	376	355	782	80	73	20440	1183	1118			
cis-1,2-Dichloroethene	156-59-2	V	2726	0.002		1281		1281	156		156	4088		4088			
Dichlorobromomethane	75-27-4	V	4281	0.02		12807		12807	1564		1564	40880		40880			
Dichloromethane	75-09-2	V	2109	0.006	0.17	3842	1759	1207	469	377	209	12264	5542	3817			
Ethyl benzene	100-41-4	V	7613	0.1	0.29	64035	10585	9084	7821	2268	1758	204400	33344	28667			
Freon-12	75-71-8	V	167	0.2	0.029	128070	23	23	15643	5.0	5.0	408800	73	73			
m-Xylene	108-38-3	V	7318	0.2	0.029	128070	1018	1010	15643	218	215	408800	3205	3180			
o-Xylene	95-47-6	V	8678	0.2	0.029	128070	1207	1195	15643	259	254	408800	3801	3766			
p-Xylene	106-42-3	V	7473	0.2	0.029	128070	1039	1031	15643	223	220	408800	3273	3247			
Tetrachloroethene	127-18-4	V	2639	0.006	0.011	3842	147	141	469	31	29	12264	462	446			
Toluene	108-88-3	V	5621	0.08	1.4	51228	39077	22168	6257	8374	3581	163520	123094	70228			
trans-1,2-Dichloroethene	156-60-5	V	1760	0.02		12807		12807	1564		1564	40880		40880			
Trichloroethene	79-01-6	V	2436	0.0005	0.00057	320	6.8	6.6	39	1.5	1.4	1022	21.3	20.9	310	42.7	37.5

Ingestion/Oral C (mg/kg) = $\frac{THI \times BW \times AT}{EF \times ED \times (1/RfDo \times 10^{-6} \times IRs)}$

Inhalation C (mg/kg) = $\frac{THI \times BW \times AT}{EF \times ED \times ET \times 1/24 \times (1/RfDi \times IRa \times (1/VF + 1/P$

Note: VF not used if constituent is not volatile

RAGS Eqn 7 = $\frac{THI \times BW \times AT}{EF \times ED \times [(1/RfDo \times 10^{-6} \times IRs) + (1/RfDi \times IRa \times (1/VF + 1/PEF))]}$

Parameter		Adult		Child		Industrial Worker		Construction Worker		
		Value	Source	Value	Source	Value	Source	Value	Source	
Body Weight, Adult (kg)	BW	70	1	15	2	70	1	70	1	
Exposure Frequency, Resident Adult (d/yr)	EF	350	1	350	1	250	1	125	4	
Exposure Duration, Resident Adult (yr)	ED	30	1	6	2	25	1	1	3	
Exposure Time (hr/d)	ET	24	3	24	3	8	3	8	3	
Soil Ingestion, Resident Adult (mg/d)	IRs	114	1	200	2	50	1	330	3	
Water ingestion, Resident Adult (L/d)	IRw	2	1	1	1	1	1	1	1	
Inhalation Rate, Resident Adult (m^3/d)	IRa	15	1	15	2	20	1	20	1	
Averaging Time, Noncancer, Adult (d)	AT	10950	1	2190	1	9125	1	365	1	Exposure Duration x 365 days
Target hazard quotient	THQ	1	1	1	1	1	1	1	1	
Water-to-air volatilization factor (L/m3)	K	0.5	1	0.5	1	0.5	1	0.5	1	
Particulate Emission Factor (m3/kg)	PEF	4630000000	1	4630000000	1	4630000000	1	4630000000	1	

Notes:

Source 1 - GaEPD Reg 391-3-19 Appendix III, Table 3

Source 2 - HSRA Guidance http://www.georgiaepd.org/Documents/hsraguideCSRRRS.html

Source 3 - EPA RSL equations

Source 4 - Professional judgement and Virginia's VRP Risk Assessment Guidance

Table G8. Groundwater Residential Risk Reduction Standards

Analyte	CAS	TYPE 1 GW RRS				TYPE 2 GW RRS								Residential GW RRS - higher of Type 1 and 2 mg/L
		Rule 391-3-19-.07(6)(b) and Guidance: The lesser of Table 1 App III and GA MCL (or where NA, the higher of DL or Bkg)				Rule 391-3-19-.07(7)(b): The lesser of Items 1 and 2 (or where NA, the higher of Table 1 App III, background or DL)								
						Item 1: RAGS Eqn 2 (NC)		Item 2: RAGS Eqn 1 (C)			Alternate, if NA			
		Table 1, App III mg/L	GA MCL mg/L	Bkg* mg/L	Type 1 GW RRS mg/L	Adult mg/L	Child mg/L	Adult mg/L	Child mg/L	Lesser of Items 1 and 2	Table 1, App III mg/L	Bkg* mg/L	Type 2 GW RRS mg/L	
1,1,1-Trichloroethane	71-55-6	0.2	0.2		0.2	12	2.7			2.7	0.2		2.7	2.7
1,1,2,2-Tetrachloroethane	79-34-5	0.0002			0.0002	0.73	0.31	0.00089	0.00106	0.00089	0.0002		0.00089	0.00089
1,1,2-Trichloroethane	79-00-5	0.005	0.005		0.005	0.00055	0.00012	0.0032	0.0038	0.0001	0.005		0.0001	0.0050
1,1-Dichloroethane	75-34-3	4			4	7.3	3.1	0.032	0.038	0.032	4		0.032	4.0
1,1-Dichloroethene	75-35-4	0.007	0.007		0.007	0.43	0.10			0.10	0.007		0.10	0.10
1,2-Dichloroethane	107-06-2	0.005	0.005		0.005	0.018	0.003994	0.0020	0.0024	0.0020	0.005		0.0020	0.005
1,2-Dichloropropane	78-87-5	0.005	0.005		0.005	0.011	0.002375	0.0016	0.0018	0.0016	0.005		0.0016	0.005
2-Butanone (MEK)	78-93-3	2			2	8.5	2.3			2.3	2		2.3	2.3
4-Methyl-2-pentanone	108-10-1	2			2	8.3	1.8			1.8	2		1.8	2.0
Acetone	67-64-1	4			4	24	8.0			8.0	4		8.0	8.0
Benzene	71-43-2	0.005	0.005		0.005	0.053	0.014	0.0054	0.0070	0.0054	0.005		0.0054	0.0054
Bromoform	75-25-2	0.08			0.08	0.73	0.31	0.038	0.050	0.038	0.08		0.038	0.08
Carbon disulfide	75-15-0	4			4	1.3	0.33			0.33	4		0.33	4.0
Carbon tetrachloride	56-23-5	0.005	0.005		0.005	0.096	0.031	0.0057	0.0080	0.0057	0.005		0.0057	0.0057
Chloroform	67-66-3	0.08			0.08	0.16	0.043	0.0026	0.0029	0.0026	0.08		0.0026	0.08
Chloromethane	74-87-3	0.003			0.003	0.25	0.054			0.054	0.003		0.054	0.054
cis-1,2-Dichloroethene	156-59-2	0.07	0.07		0.07	0.073	0.031			0.031	0.07		0.031	0.07
Dibromochloromethane	124-48-1	0.08			0.08	0.73	0.31	0.010	0.022	0.010	0.08		0.010	0.08
Dichlorobromomethane	75-27-4	0.08			0.08	0.73	0.31	0.0016	0.0018	0.0016	0.08		0.0016	0.08
Dichloromethane	75-09-2	0.005	0.005		0.005	0.19	0.074	0.40	0.81	0.074	0.005		0.074	0.074
Ethyl benzene	100-41-4	0.7	0.7		0.7	1.6	0.43	0.019	0.024	0.019	0.7		0.019	0.7
Freon-12	75-71-8	1			1	0.27	0.058			0.058	1		0.058	1
Isopropylbenzene	98-82-8				Bkg/DL	0.85	0.21			0.21			0.21	0.21
m-Xylene	108-38-3				Bkg/DL	0.27	0.058			0.058			0.058	0.058
o-Xylene	95-47-6				Bkg/DL	0.27	0.058			0.058			0.058	0.058
p-Xylene	106-42-3				Bkg/DL	0.27	0.058			0.058			0.058	0.058
Tetrachloroethene	127-18-4	0.005	0.005		0.005	0.074	0.019	0.15	0.20	0.019	0.005		0.019	0.019
Toluene	108-88-3	1	1		1	2.4	0.88			0.88	1		0.88	1
trans-1,2-Dichloroethene	156-60-5	0.1	0.1		0.1	0.73	0.31			0.31	0.1		0.31	0.31
Trichloroethene	79-01-6	0.005	0.005		0.005	0.0043	0.0010	0.0085	0.012	0.0010	0.005		0.0010	0.005
Vinyl chloride	75-01-4	0.002	0.002		0.002	0.079	0.026	0.0011	0.0022	0.0011	0.002		0.0011	0.002
Xylenes	1330-20-7		10		10	0.27	0.058			0.058			0.058	10

Table G9. Groundwater Industrial Risk Reduction Standards

Analyte	CAS	TYPE 3 GW RRS	TYPE 4 GW RRS						Non-Residential RRS - higher of Type 3 and 4
		Rule 391-3-19-.07(8)(c) Same as Type 1 GW RRS	Rule 391-3-19-.07(9)(c): The lesser of Items 1 and 2 (or where NA, the higher of Table 1 App III, background and DL)						
			Item 1 RAGS Eqn 2 (NC)	Item 2 RAGS Eqn 1 (C)	Lesser of Items 1 and 2	Alternate		Type 4 GW RRS	
						Table 1 App III	Bkg*		
		mg/L	mg/L	mg/L	mg/L	mg/L		mg/L	mg/L
1,1,1-Trichloroethane	71-55-6	0.2	14		14	0.2		14	14
1,1,2,2-Tetrachloroethane	79-34-5	0.0002	2.0	0.0013	0.0013	0.0002		0.0013	0.0013
1,1,2-Trichloroethane	79-00-5	0.005	0.00058	0.0046	0.00058	0.005		0.00058	0.005
1,1-Dichloroethane	75-34-3	4	20	0.046	0.046	4.0		0.046	4.0
1,1-Dichloroethene	75-35-4	0.007	0.52		0.52	0.007		0.52	0.52
1,2-Dichloroethane	107-06-2	0.005	0.020	0.0029	0.0029	0.005		0.0029	0.005
1,2-Dichloropropane	78-87-5	0.005	0.012	0.0021	0.0021	0.005		0.0021	0.0050
2-Butanone (MEK)	78-93-3	2	12		12	2.0		12	12
4-Methyl-2-pentanone	108-10-1	2	8.8		8.8	2.0		8.8	8.8
Acetone	67-64-1	4	46		46	4.0		46	46
Benzene	71-43-2	0.005	0.072	0.0087	0.0087	0.005		0.0087	0.0087
Bromoform	75-25-2	0.08	2.0	0.062	0.062	0.08		0.062	0.08
Carbon disulfide	75-15-0	4	1.7		1.7	4.0		1.7	4.0
Carbon tetrachloride	56-23-5	0.005	0.17	0.010	0.010	0.005		0.010	0.010
Chloroform	67-66-3	0.08	0.22	0.0034	0.0034	0.08		0.0034	0.08
Chloromethane	74-87-3	0.003	0.26		0.26	0.003		0.26	0.26
cis-1,2-Dichloroethene	156-59-2	0.07	0.20		0.20	0.07		0.20	0.20
Dibromochloromethane	124-48-1	0.08	2.0	0.034	0.034	0.08		0.034	0.08
Dichlorobromomethane	75-27-4	0.08	2.0	0.0021	0.0021	0.08		0.0021	0.08
Dichloromethane	75-09-2	0.005	0.45	1.2	0.45	0.005		0.45	0.45
Ethyl benzene	100-41-4	0.7	2.3	0.029	0.029	0.7		0.029	0.7
Freon-12	75-71-8	1	0.29		0.29	1.0		0.29	1.0
Isopropylbenzene	98-82-8	Bkg/DL	1.0		1.0			1.0	1.0
m-Xylene	108-38-3	Bkg/DL	0.29		0.29			0.29	0.29
o-Xylene	95-47-6	Bkg/DL	0.29		0.29			0.29	0.29
p-Xylene	106-42-3	Bkg/DL	0.29		0.29			0.29	0.29
Tetrachloroethene	127-18-4	0.005	0.098	0.26	0.098	0.005		0.098	0.098
Toluene	108-88-3	1	5.2		5.2	1.0		5.2	5.2
trans-1,2-Dichloroethene	156-60-5	0.1	2.0		2.0	0.1		2.0	2.0
Trichloroethene	79-01-6	0.005	0.005	0.015	0.005	0.005		0.005	0.005
Vinyl chloride	75-01-4	0.002	0.15	0.003	0.003	0.002		0.003	0.003
Xylenes	1330-20-7	10	0.29		0.29			0.29	10

Table G10. Protection of Groundwater Soil Screening Level Calculations

Analyte	CAS	Physical/Chemical Properties			Type 1/2 SSL			Type 4 SSL		
		Unitless Henry's Law (H')[a]	Organic Carbon Partitioning Coefficient (Koc)	Soil-Water Partition Coefficient (Kd = Koc * OC)	Residential GW RRS (Higher of Type 1 and 2)	Target Soil Leachate Concentration (Cw = GW RRS * DAF)	Type 1/2 SSL[b]	Nonresidential GW RRS (Higher of Type 3 and 4)	Target Soil Leachate Concentration (Cw = GW RRS * DAF)	Type 4 SSL[b]
			(L/kg)	(L/kg)	(mg/L)	(mg/L)	(mg/kg)	(mg/L)	(mg/L)	(mg/kg)
1,1,1-Trichloroethane	71-55-6	0.70	44	0.088	2.7	54	19	14	273	96
1,1,2-Trichloroethane	79-00-5	0.034	61	0.12	0.005	0.1	0.032	0.005	0.1	0.032
1,1-Dichloroethene	75-35-4	1.1	32	0.064	0.10	2.1	0.74	0.52	10	3.8
2-Butanone (MEK)	78-93-3	0.0023	4.5	0.0090	2.3	45	9.5	12	236	49
Acetone	67-64-1	0.0014	2	0.0047	8.0	160	33	46	912	187
Carbon tetrachloride	56-23-5	1.1	44	0.088	0.0057	0.11	0.04	0.010	0.2044	0.079
Chloroform	67-66-3	0.15	32	0.064	0.08	1.6	0.44	0.08	1.6	0.44
cis-1,2-Dichloroethene	156-59-2	0.17	40	0.079	0.07	1.4	0.41	0.20	4.1	1.2
Dichlorobromomethane	75-27-4	0.087	32	0.064	0.08	1.6	0.43	0.08	1.6	0.43
Dichloromethane	75-09-2	0.13	22	0.043	0.074	1.5	0.38	0.45	9.1	2.3
Ethyl benzene	100-41-4	0.32	446	0.89	0.7	14	16	0.7	14	16
Freon-12	75-71-8	14	44	0.088	1.0	20	31	1	20	31
m-Xylene	108-38-3	0.29	375	0.75	0.058	1.2	1.1	0.29	5.8	5.6
o-Xylene	95-47-6	0.21	383	0.77	0.058	1.2	1.2	0.29	5.8	5.7
p-Xylene	106-42-3	0.28	375	0.75	0.058	1.2	1.1	0.29	5.8	5.6
Tetrachloroethene	127-18-4	0.72	95	0.19	0.019	0.38	0.17	0.098	2.0	0.89
Toluene	108-88-3	0.27	234	0.47	1.0	20	14	5.2	105	73
trans-1,2-Dichloroethene	156-60-5	0.38	40	0.079	0.31	6.3	2.0	2.044	41	13
Trichloroethene	79-01-6	0.40	61	0.12	0.005	0.1	0.036	0.0052	0.10	0.037

Notes:

DAF	**20.00**
OC (site specific organic carbon)=	**0.2%**
n (porosity) [c] *=*	**0.43**
ps (soil particle den. kg/L) [c] *=*	**2.65**
0w (water-filled soil por) [c] *=*	**0.3**
0a (air-filled soil por) [c] *= n - 0w*	**0.13**
pb (dry soil bulk den. kg/L) [c] *=*	**1.5**

[a] H is set to zero for metals, with the exception of mercury

[b] equation 4-10, Supplemental SSG (USEPA 2002) (p. 4-28), **SSL = Cw*(Kd+((0w+0a*H')/pb))**

[c] Default Soil Screening Guidance Values

NA = No Appendix III Groundwater Concentration available; SSL cannot be calculated.

Table G11. Soil Residential Risk Reduction Standards

Analyte	CAS	TYPE 1 - SOIL											
		Rule 391-3-19-.07(6)(c): Table 2 Appendix III, or if not listed, the the least of Items 1-3 (and if not calculable the higher of background and DL)											
		Table 2 - Appendix III	Item 1 of Rule 391-3-19-.07(6)(c): Higher of (i), (ii), (iii)				Item 2 RAGS Eqn. 7 (NC)	Item 3 RAGS Eqn. 6 (C)			Least of Items 1 - 3	Bkg**	Type 1 Soil RRS
			(i): Appendix I (NC) - exclude []	(ii): Table 1 GW x 100 factor	(iii): TCLP*	Higher of i iii	Adult	Adult	Carcin. Class	Adjusted Adult			
		mg/kg	mg/kg	mg/kg	mg/kg	mg/kg	mg/kg	mg/kg		mg/kg	mg/kg	mg/kg	mg/kg
1,1,1-Trichloroethane	71-55-6		5.44	20		20	10658		D		20		20
1,1,2-Trichloroethane	79-00-5		0.5	0.5		0.5	2	17	C	167	0.5		0.5
1,1-Dichloroethene	75-35-4		0.36	0.7		0.7	238		C		0.7		0.7
2-Butanone (MEK)	78-93-3		0.79	200		200	47534				200		200
Acetone	67-64-1		2.74	400		400	192186				400		400
Carbon tetrachloride	56-23-5		0.17	0.5		0.5	162	6.5	B2	6.5	0.5		0.5
Chloroform	67-66-3		0.68	8		8	355	3.9	B2	3.9	3.9		3.9
cis-1,2-Dichloroethene	156-59-2		0.53	7		7	1281				7		7
Dichlorobromomethane	75-27-4		1.18	8		8	12807	3.7		3.7	3.7		3.7
Dichloromethane	75-09-2		0.08	0.5		0.5	1207	3571	B2	3571	0.5		0.5
Ethyl benzene	100-41-4		20	70		70	9084	92		92	70		70
Freon-12	75-71-8		1.49	100		100	23				23		23
m-Xylene	108-38-3		20			20	1010				20		20
o-Xylene	95-47-6		20			20	1195				20		20
p-Xylene	106-42-3		20			20	1031				20		20
Tetrachloroethene	127-18-4		0.18	0.5		0.5	141	315	B	315	0.5		0.5
Toluene	108-88-3		14.4	100		100	22168				100		100
trans-1,2-Dichloroethene	156-60-5		0.53	10		10	12807				10		10
Trichloroethene	79-01-6		0.13	0.5		0.5	7	18	A	18	0.5		0.5
Trichloroethene Direct Contact													

* NA - TCLP results not available for this Site

** NA - Background not determined for this Site

*** NA - Lead not a COPC

Table G11. Soil Residential Risk Reduction Standards

Analyte	CAS	TYPE 2 - SOIL										Residential Soil RRS - higher of Type 1 and 2
		Rule 391-3-19-.07(7)(c): Least of Items 1-4 (and if not calculable, the higher of Table 2 Appendix III, background and DL)										
		Item 1 Type 1/2 SSL Protective of Groundwater	Item 2 RAGS Eqn 7 (NC)		Item 3 RAGS Eqn 6 (C)		Item 4 IEUBK***	Least of Items 1 - 4	Alternate, if NA		Type 2 RRS	
			Adult	Child	Adult	Child			Table 2, Appendix III	Bkg **		
		mg/kg	mg/kg	mg/kg	mg/kg	mg/kg	mg/kg	mg/kg	mg/kg	mg/kg	mg/kg	mg/kg
1,1,1-Trichloroethane	71-55-6	19	10658	2270				19			19	20
1,1,2-Trichloroethane	79-00-5	0.032	2.4	0.5231174	17	17		0.032			0.032	0.5
1,1-Dichloroethene	75-35-4	0.7	238	51				0.74			0.74	0.74
2-Butanone (MEK)	78-93-3	9.5	47534	9316				9.5			9.5	200
Acetone	67-64-1	33	192186	32905				33			33	400
Carbon tetrachloride	56-23-5	0.044	162	33	6.5	6.8		0.044			0.044	0.5
Chloroform	67-66-3	0.44	355	73	3.9	4.1		0.44			0.44	3.9
cis-1,2-Dichloroethene	156-59-2	0.41	1281	156				0.41			0.41	7
Dichlorobromomethane	75-27-4	0.43	12807	1564	3.7	3.9		0.43			0.43	3.7
Dichloromethane	75-09-2	0.38	1207	209	3571	2812		0.38			0.38	0.5
Ethyl benzene	100-41-4	16	9084	1758	92	94		16			16	70
Freon-12	75-71-8	31	23	5.0				5.0			5.0	23
m-Xylene	108-38-3	1.1	1010	215				1.1			1.1	20
o-Xylene	95-47-6	1.2	1195	254				1.2			1.2	20
p-Xylene	106-42-3	1.1	1031	220				1.1			1.1	20
Tetrachloroethene	127-18-4	0.17	141	29	315	326		0.17			0.17	0.5
Toluene	108-88-3	14	22168	3581				14			14	100
trans-1,2-Dichloroethene	156-60-5	2.0	12807	1564				2.0			2.0	10
Trichloroethene	79-01-6	0.036	6.6	1.4	18	19		0.036			0.036	0.5
Trichloroethene Direct Contact			6.6	1.4	18.2	18.7		1.4			1.4	1.4

* NA - TCLP results not available for th

** NA - Background not determined fo

*** NA - Lead not a COPC

Table G12. Soil Non-Residential Risk Reduction Standards

Analyte	CAS	TYPE 3 SOIL														
		Item 1: Rule 391-3-19-.07(8)(d)1.						Item 2: Rule 391-3-19-.07(8)(d)2						Alternate if NA	Type 3 SS (<2') RRS: Lower of Items 1 and 2, if NA then Bkg or DL	Type 3 SB (>2') RRS: Item 1, , if NA then Bkg or DL
		(i): Item 1 of Rule 391-3-19-.07(6)(c)			(ii)	(iii)	Item 1: Highest of (i), (ii) and (iii)	(i)	(ii)			(iii)	Item 2: Lowest of (i), (ii) and (iii)	Bkg **		
		Appendix I (NC) - exclude []	Table 1 GW x 100 factor	TCLP*	Table 2 of Appendix III	Lead* **		RAGS Eqn. 7 Worker NC	RAGS Eqn. 6 Worker C	Cancer Class	Adjusted Eqn 6 Worker C	Lead* **				
		mg/kg	mg/kg	mg/kg	mg/kg	mg/kg	mg/kg	mg/kg	mg/kg		mg/kg	mg/kg	mg/kg	mg/kg	mg/kg	mg/kg
1,1,1-Trichloroethane	71-55-6	5.44	20				20	33575		D			33575		20	20
1,1,2-Trichloroethane	79-00-5	0.5	0.5				0.5	7.7	63	C	632		7.7		0.5	0.5
1,1-Dichloroethene	75-35-4	0.36	0.7				0.7	750		C			750		0.7	0.7
2-Butanone (MEK)	78-93-3	0.79	200				200	149976					149976		200	200
Acetone	67-64-1	2.74	400				400	608053					608053		400	400
Carbon tetrachloride	56-23-5	0.17	0.5				0.5	512	24.7	B2	24.7		24.7		0.5	0.5
Chloroform	67-66-3	0.68	8				8	1118	14.6	B2	14.6		14.6		8.0	8
cis-1,2-Dichloroethene	156-59-2	0.53	7				7	4088					4088		7	7
Dichlorobromomethane	75-27-4	1.18	8				8	40880	14.0		14.0		14.0		8.0	8
Dichloromethane	75-09-2	0.08	0.5				0.5	3817	13585	B2	13585		3817		0.5	0.5
Ethyl benzene	100-41-4	20	70				70	28667	348		348		348		70	70
Freon-12	75-71-8	1.49	100				100	73					73		73	100
m-Xylene	108-38-3	20					20	3180					3180		20	20
o-Xylene	95-47-6	20					20	3766					3766		20	20
p-Xylene	106-42-3	20					20	3247					3247		20	20
Tetrachloroethene	127-18-4	0.18	0.5				0.5	446	1190	B	1190		446		0.5	0.5
Toluene	108-88-3	14.4	100				100	70228					70228		100	100
trans-1,2-Dichloroethene	156-60-5	0.53	10				10	40880					40880		10	10
Trichloroethene	79-01-6	0.13	0.5				0.5	21	69	A	69		21		0.5	0.5
TCE - Industrial Wkr Direct Contact																
TCE - Construction Wkr Direct Contact																

* NA - TCLP results not available for this Site

** NA - Background not determined for this Site

*** NA - Lead not a COPC

SS: Surface Soil (0-2 ft) SB: Subsurface Soil (> 2ft)

Table G12. Soil Non-Residential Risk Reduction Standards

Analyte	CAS	Type 4 Soil									Non-Reidential SS (higher of Type 3 and 4)	Non-Residential SB (higher of Type 3 and 4)
		Item 1: Rule 391-3-19.-07(9)(d)	Item 2: Rule 391-3-19.-07(9)(d)				Alternate, if NA		Type 4 SS RRS: Lesser of Items 1 and 2	Type 4 SB RRS: Item 1		
		Type 3/4 SSL Protection of Groundwater	(i) RAGS Eqn.7 Worker NC	(ii) RAGS Eqn. 6 Worker C	(iii) Lead ***	Item 2: Lowest of (i),(ii) and (iii)	Table 2, Appendix III	Bkg **	if NA highest of Table 2 Appendix III, Bkg or DL			
		mg/kg	mg/kg	mg/kg	mg/kg	mg/kg	mg/kg	mg/kg	mg/kg	mg/kg	mg/kg	mg/kg
1,1,1-Trichloroethane	71-55-6	96	33575			33575			96	96	96	96
1,1,2-Trichloroethane	79-00-5	0.032	7.7	63		7.7			0.032	0.032	0.5	0.5
1,1-Dichloroethene	75-35-4	3.8	750			750			3.8	3.8	3.8	3.8
2-Butanone (MEK)	78-93-3	49	149976			149976			49	49	200	200
Acetone	67-64-1	187	608053			608053			187	187	400	400
Carbon tetrachloride	56-23-5	0.079	512	24.7		24.7			0.079	0.079	0.5	0.5
Chloroform	67-66-3	0.44	1118	14.6		14.6			0.44	0.44	8.0	8.0
cis-1,2-Dichloroethene	156-59-2	1.2	4088			4088			1.2	1.2	7.0	7.0
Dichlorobromomethane	75-27-4	0.43	40880	14.0		14.0			0.43	0.43	8.0	8.0
Dichloromethane	75-09-2	2.3	3817	13585		3817			2.3	2.3	2.3	2.3
Ethyl benzene	100-41-4	16	28667	348		348			16	16	70	70
Freon-12	75-71-8	31	73			73			31	31	73	100
m-Xylene	108-38-3	5.6	3180			3180			5.6	5.6	20	20
o-Xylene	95-47-6	5.7	3766			3766			5.7	5.7	20	20
p-Xylene	106-42-3	5.6	3247			3247			5.6	5.6	20	20
Tetrachloroethene	127-18-4	0.89	446	1190		446			0.89	0.89	0.89	0.89
Toluene	108-88-3	73	70228			70228			73	73	100	100
trans-1,2-Dichloroethene	156-60-5	13	40880			40880			13	13	13	13
Trichloroethene	79-01-6	0.037	21	69		21			0.037	0.037	0.5	0.5
TCE - Industrial Wkr Direct Contact			21	69		21			21		21	
TCE - Construction Wkr Direct Contact			38	2628		38			38	38	38	38

* NA - TCLP results not available for this
** NA - Background not determined for
*** NA - Lead not a COPC
SS: Surface Soil (0-2 ft) SB: Subsurfa

Table G13. Summary of Groundwater Risk Reduction Standards

Analyte	Groundwater					
	Type 1 RRS mg/L	Type 2 RRS mg/L	Residential RRS mg/L	Type 3 RRS mg/L	Type 4 RRS mg/L	Non-Residential RRS mg/L
1,1,1-Trichloroethane	0.2	2.7	2.7	0.20	13.6	13.6
1,1,2,2-Tetrachloroethane	0.0002	0.0009	0.0009	0.0002	0.0013	0.0013
1,1,2-Trichloroethane	0.005	0.0001	0.005	0.005	0.0006	0.0050
1,1-Dichloroethane	4.0	0.032	4.0	4.0	0.0464	4.0
1,1-Dichloroethene	0.007	0.10	0.10	0.007	0.52	0.52
1,2-Dichloroethane	0.005	0.0020	0.005	0.005	0.0029	0.005
1,2-Dichloropropane	0.005	0.0016	0.005	0.005	0.0021	0.0050
2-Butanone (MEK)	2.0	2.3	2.3	2.0	12	12
4-Methyl-2-pentanone	2.0	1.8	2.0	2.0	8.8	8.8
Acetone	4.0	8.0	8.0	4.0	46	46
Benzene	0.005	0.0054	0.0054	0.005	0.0087	0.0087
Bromoform	0.08	0.038	0.080	0.080	0.062	0.080
Carbon disulfide	4.0	0.33	4.0	4.0	1.7	4.0
Carbon tetrachloride	0.005	0.0057	0.0057	0.005	0.01022	0.01022
Chloroform	0.08	0.0026	0.080	0.080	0.0034	0.080
Chloromethane	0.003	0.054	0.054	0.003	0.26	0.26
cis-1,2-Dichloroethene	0.07	0.031	0.070	0.070	0.20	0.20
Dibromochloromethane	0.08	0.010	0.080	0.080	0.034	0.080
Dichlorobromomethane	0.08	0.0016	0.080	0.080	0.002	0.080
Dichloromethane	0.005	0.074	0.074	0.005	0.45	0.45
Ethyl benzene	0.70	0.019	0.7	0.7	0.029	0.7
Freon-12	1.0	0.058	1.0	1.0	0.29	1.0
Isopropylbenzene	Bkg/DL	0.21	0.21	Bkg/DL	1.0	1.0
m-Xylene	Bkg/DL	0.058	0.058	Bkg/DL	0.29	0.29
o-Xylene	Bkg/DL	0.058	0.058	Bkg/DL	0.29	0.29
p-Xylene	Bkg/DL	0.058	0.058	Bkg/DL	0.29	0.29
Tetrachloroethene	0.005	0.019	0.019	0.005	0.098	0.098
Toluene	1	0.88	1	1	5.2	5.2
trans-1,2-Dichloroethene	0.1	0.31	0.31	0.1	2.0	2.0
Trichloroethene	0.005	0.0010	0.005	0.005	0.0052	0.0052
Vinyl chloride	0.002	0.0011	0.002	0.002	0.0033	0.0033
Xylenes	10	0.058	10	10	0.29	10

Residential RRS: Higher of Type 1 and Type 2
NonResidential RRS: Higher of Type 3 and Type 4

Table G14. Summary of Soil Risk Reduction Standards

Analyte	Soil								
	Type 1 RRS mg/kg	Type 2 RRS mg/kg	Residential RRS mg/kg	Type 3 RRS		Type 4 RRS		Non-Residential RRS	
				SS mg/kg	SB mg/kg	SS mg/kg	SB mg/kg	SS mg/kg	SB mg/kg
1,1,1-Trichloroethane	20	19	20	20	20	96	96	96	96
1,1,2-Trichloroethane	0.5	0.032	0.5	0.5	0.5	0.032	0.032	0.5	0.5
1,1-Dichloroethene	0.7	0.74	0.74	0.7	0.7	3.8	3.8	3.8	3.8
2-Butanone (MEK)	200	9.5	200	200	200	49	49	200	200
Acetone	400	33	400	400	400	187	187	400	400
Carbon tetrachloride	0.5	0.044	0.5	0.5	0.5	0.079	0.079	0.5	0.5
Chloroform	3.9	0.44	3.9	8.0	8	0.44	0.44	8.0	8.0
cis-1,2-Dichloroethene	7	0.41	7	7	7	1.2	1.2	7.0	7.0
Dichlorobromomethane	3.7	0.43	3.7	8.0	8.0	0.43	0.43	8.0	8.0
Dichloromethane	0.5	0.38	0.5	0.5	0.5	2.3	2.3	2.3	2.3
Ethyl benzene	70	16	70	70	70	16	16	70	70
Freon-12	23	5.0	23	73	100	31	31	73	100
m-Xylene	20	1.1	20	20	20	5.6	5.6	20	20
o-Xylene	20	1.2	20	20	20	5.7	5.7	20	20
p-Xylene	20	1.1	20	20	20	5.6	5.6	20	20
Tetrachloroethene	0.5	0.17	0.5	0.5	0.5	0.89	0.89	0.89	0.89
Toluene	100	14	100	100	100	73	73	100	100
trans-1,2-Dichloroethene	10	2.0	10	10	10	13	13	13	13
Trichloroethene	0.5	0.036	0.5	0.5	0.5	0.037	0.037	0.5	0.5
Direct-Contact		**Residential - Type 2**		**Industrial Worker - Type 4 SS**			**Construction Worker - Type 4 SS/SB**		
Trichloroethene		1.4		21			38		

Residential RRS: Higher of Type 1 and Type 2

Non-Residential RRS: Higher of Type 3 and Type 4

SS: Surface Soil (<= 2ft)

SB: Subsurface Soil (> 2ft)

Pro-UCL Attachment for Site-Specific RRS
Industrial Worker Exposure Domain

Site Worker
1,791,623 sqft Exposure Domain
58 Representative Soil Samples

Matrix	Parameter	Location	D2	val	D_val
Soil	Trichloroethene	SB-68	1	0.01	1
Soil	Trichloroethene	SCS-17	1.5	0.67	1
Soil	Trichloroethene	SCS-17	0.5	0.094	1
Soil	Trichloroethene	SB-62	1	0.0033	0
Soil	Trichloroethene	SB-66	2	0.005	0
Soil	Trichloroethene	SB-67	1	0.0043	0
Soil	Trichloroethene	SB-68	2	1.3	1
Soil	Trichloroethene	SB-78	2	0.0031	0
Soil	Trichloroethene	SCS-14	0.5	0.034	1
Soil	Trichloroethene	SCS-19	0.5	0.57	1
Soil	Trichloroethene	SB-70	2	0.0042	0
Soil	Trichloroethene	HA-1	0.5	0	0
Soil	Trichloroethene	SB-71	1	0.0052	0
Soil	Trichloroethene	SB-71	2	0.0047	1
Soil	Trichloroethene	SB-72	2	0.0041	0
Soil	Trichloroethene	SB-75	2	0.0077	1
Soil	Trichloroethene	SB-77	2	0.0051	0
Soil	Trichloroethene	SCS-14	1.5	0.05	1
Soil	Trichloroethene	SB-55	2	0.14	1
Soil	Trichloroethene	HA-2	0.5	0.00426	0
Soil	Trichloroethene	SCS-8	1.5	0.0025	0
Soil	Trichloroethene	SCS-8	0.5	0.0039	0
Soil	Trichloroethene	HA-3	0.5	0.00359	0
Soil	Trichloroethene	S-2	1	0.24	1
Soil	Trichloroethene	SCS-6	1.5	0.015	1
Soil	Trichloroethene	SCS-6	0.5	0.0032	0
Soil	Trichloroethene	SCS-18	0.5	0.95	1
Soil	Trichloroethene	SB-52	2	3.4	1
Soil	Trichloroethene	SCS-18	1.5	0.056	1
Soil	Trichloroethene	SB-56	2	0.51	1
Soil	Trichloroethene	SB-61	2	1.9	1
Soil	Trichloroethene	SB-61	1	0.0098	1
Soil	Trichloroethene	SCS-2	1.5	0.0077	1
Soil	Trichloroethene	SCS-2	0.5	0.0035	0
Soil	Trichloroethene	SCS-19	1.5	0.016	1
Soil	Trichloroethene	S-5	1	0.43	1
Soil	Trichloroethene	SCS-12	1.5	0.049	1
Soil	Trichloroethene	SCS-16	0.5	1.3	1
Soil	Trichloroethene	SCS-9	0.5	0.0038	0
Soil	Trichloroethene	SCS-7	1.5	0.037	1
Soil	Trichloroethene	SCS-7	0.5	0.21	0
Soil	Trichloroethene	SCS-5	1.5	0.034	1

Soil	Trichloroethene	SCS-5	0.5	0.005	1
Soil	Trichloroethene	SCS-4	1	0.0047	0
Soil	Trichloroethene	SCS-4	0.5	0.0034	0
Soil	Trichloroethene	SCS-3	1.5	0.0039	0
Soil	Trichloroethene	SCS-11	1.5	0.045	1
Soil	Trichloroethene	SCS-16	1.5	0.0048	1
Soil	Trichloroethene	SCS-1	0.5	0.015	1
Soil	Trichloroethene	SCS-15	1.5	0.17	1
Soil	Trichloroethene	SCS-15	0.5	0.15	1
Soil	Trichloroethene	SCS-9	1.5	0.0045	0
Soil	Trichloroethene	SCS-12	0.5	0.011	1
Soil	Trichloroethene	SCS-11	0.5	0.0088	1
Soil	Trichloroethene	SCS-10	1.5	0.081	1
Soil	Trichloroethene	SCS-10	0.5	0.014	1
Soil	Trichloroethene	SCS-1	1.5	0.0034	0
Soil	Trichloroethene	SCS-3	0.5	0.0038	0

UCL Statistics for Data Sets with Non-Detects

User Selected Options	
Date/Time of Computation	ProUCL 5.11/10/2019 12:45:06 PM
From File	Site Worker Data.xls
Full Precision	OFF
Confidence Coefficient	95%
Number of Bootstrap Operations	2000

val

General Statistics

Total Number of Observations	58	Number of Distinct Observations	51
Number of Detects	35	Number of Non-Detects	23
Number of Distinct Detects	32	Number of Distinct Non-Detects	20
Minimum Detect	0.0047	Minimum Non-Detect	0
Maximum Detect	3.4	Maximum Non-Detect	0.21
Variance Detects	0.485	Percent Non-Detects	39.66%
Mean Detects	0.353	SD Detects	0.696
Median Detects	0.049	CV Detects	1.975
Skewness Detects	3.067	Kurtosis Detects	10.76

Normal GOF Test on Detects Only

Shapiro Wilk Test Statistic	0.569	**Shapiro Wilk GOF Test**	
5% Shapiro Wilk Critical Value	0.934	Detected Data Not Normal at 5% Significance Level	
Lilliefors Test Statistic	0.318	**Lilliefors GOF Test**	
5% Lilliefors Critical Value	0.148	Detected Data Not Normal at 5% Significance Level	

Detected Data Not Normal at 5% Significance Level

Kaplan-Meier (KM) Statistics using Normal Critical Values and other Nonparametric UCLs

KM Mean	0.213	KM Standard Error of Mean	0.0746
KM SD	0.56	95% KM (BCA) UCL	0.355
95% KM (t) UCL	0.338	95% KM (Percentile Bootstrap) UCL	0.338
95% KM (z) UCL	0.336	95% KM Bootstrap t UCL	0.435
90% KM Chebyshev UCL	0.437	95% KM Chebyshev UCL	0.538
97.5% KM Chebyshev UCL	0.679	99% KM Chebyshev UCL	0.956

Gamma GOF Tests on Detected Observations Only

A-D Test Statistic	1.773	**Anderson-Darling GOF Test**	
5% A-D Critical Value	0.836	Detected Data Not Gamma Distributed at 5% Significance Level	
K-S Test Statistic	0.2	**Kolmogorov-Smirnov GOF**	
5% K-S Critical Value	0.159	Detected Data Not Gamma Distributed at 5% Significance Level	

Detected Data Not Gamma Distributed at 5% Significance Level

Gamma Statistics on Detected Data Only

k hat (MLE)	0.394	k star (bias corrected MLE)	0.379
Theta hat (MLE)	0.896	Theta star (bias corrected MLE)	0.93
nu hat (MLE)	27.56	nu star (bias corrected)	26.53
Mean (detects)	0.353		

Estimates of Gamma Parameters using KM Estimates

Mean (KM)	0.213	SD (KM)	0.56
Variance (KM)	0.314	SE of Mean (KM)	0.0746
k hat (KM)	0.145	k star (KM)	0.149
nu hat (KM)	16.8	nu star (KM)	17.27

theta hat (KM)	1.472	theta star (KM)	1.432
80% gamma percentile (KM)	0.231	90% gamma percentile (KM)	0.631
95% gamma percentile (KM)	1.175	99% gamma percentile (KM)	2.755

Gamma Kaplan-Meier (KM) Statistics

		Adjusted Level of Significance (β)	0.0459
Approximate Chi Square Value (17.27, α)	8.863	Adjusted Chi Square Value (17.27, β)	8.709
95% Gamma Approximate KM-UCL (use when n>=50)	0.415	95% Gamma Adjusted KM-UCL (use when n<50)	0.423

Statistics using KM estimates on Logged Data and Assuming Lognormal Distribution

KM Mean (logged)	N/A	KM Geo Mean	N/A
KM SD (logged)	N/A	95% Critical H Value (KM-Log)	N/A
KM Standard Error of Mean (logged)	N/A	95% H-UCL (KM -Log)	N/A
KM SD (logged)	N/A	95% Critical H Value (KM-Log)	N/A
KM Standard Error of Mean (logged)	N/A		

DL/2 Statistics

Mean in Original Scale	0.215	SD in Original Scale	0.564
95% t UCL (Assumes normality)	0.339		

DL/2 is not a recommended method, provided for comparisons and historical reasons

Nonparametric Distribution Free UCL Statistics

Data do not follow a Discernible Distribution at 5% Significance Level

Suggested UCL to Use

99% KM (Chebyshev) UCL	0.956

Note: Suggestions regarding the selection of a 95% UCL are provided to help the user to select the most appropriate 95% UCL.

Recommendations are based upon data size, data distribution, and skewness.

These recommendations are based upon the results of the simulation studies summarized in Singh, Maichle, and Lee (2006).

However, simulations results will not cover all Real World data sets; for additional insight the user may want to consult a statistician.

Pro-UCL Attachment for Site-Specific RRS
Construction Worker Exposure Domain
Scenario 1

Construction Worker
17,512 sqft Exposure Domain
41 Representative Soil Samples

LOCATION	SAMPLE_ID	DATE_SAMPL	MATRIX	D1	PARAMETER	RESULTPPM	PRE_POST	D_RESULTPPM
SA-3	13344-SA-3-10	12/10/2013	Soil	10	Trichloroethene	27	both	1
SA-3	13344-SA-3-5	12/10/2013	Soil	5	Trichloroethene	14	both	1
SA-4	13344-SA-4-10	12/10/2013	Soil	10	Trichloroethene	7.6	both	1
SA-4	13344-SA-4-4	12/10/2013	Soil	4	Trichloroethene	7.5	both	1
SB-15	SB-15-4_9/16/2008	9/16/2008	Soil	4	Trichloroethene	3.59	both	1
SB-15	SB-15-8_9/16/2008	9/16/2008	Soil	8	Trichloroethene	6.56	both	1
SB-18	SB-18-4_9/17/2008	9/17/2008	Soil	4	Trichloroethene	0	both	0
SB-18	SB-18-6_9/17/2008	9/17/2008	Soil	6	Trichloroethene	0.81599	both	1
SB-30	09334-SB-30-10	11/30/2009	Soil	10	Trichloroethene	55	both	1
SB-30	09334-SB-30-4	11/30/2009	Soil	4	Trichloroethene	2.6	both	1
SB-33	09334-SB-33-10	11/30/2009	Soil	10	Trichloroethene	21	both	1
SB-33	09334-SB-33-4	11/30/2009	Soil	4	Trichloroethene	29	both	1
SB-34	09335-SB-34-10	12/1/2009	Soil	10	Trichloroethene	41	both	1
SB-34	09335-SB-34-4	12/1/2009	Soil	4	Trichloroethene	20	both	1
SB-57	10089-SB-57-4	3/30/2010	Soil	4	Trichloroethene	0.061	both	1
SB-57	10089-SB-57-8	3/30/2010	Soil	8	Trichloroethene	0.4	both	1
SB-58	10090-SB-58-4	3/31/2010	Soil	4	Trichloroethene	1.7	both	1
SB-58	10090-SB-58-6	3/31/2010	Soil	6	Trichloroethene	1.5	both	1
SB-59	10090-SB-59-10	3/31/2010	Soil	10	Trichloroethene	8.9	both	1
SB-6	SB-6-4_9/15/2008	9/15/2008	Soil	4	Trichloroethene	0.82099	both	1
SB-6	SB-6-8_9/15/2008	9/15/2008	Soil	8	Trichloroethene	0.326	both	1
SCS-14	18107-SCS-14-0.5	4/17/2018	Soil	0.5	Trichloroethene	0.034	both	1
SCS-14	18107-SCS-14-1.5	4/17/2018	Soil	1.5	Trichloroethene	0.05	both	1
SCS-14	18107-SCS-14-5	4/17/2018	Soil	5	Trichloroethene	0	both	0
SCS-14	18107-SCS-14-7	4/17/2018	Soil	7	Trichloroethene	0	both	0
SCS-15	18107-SCS-15-0.5	4/17/2018	Soil	0.5	Trichloroethene	0.15	post	1
SCS-15	18107-SCS-15-1.5	4/17/2018	Soil	1.5	Trichloroethene	0.17	post	1
SCS-15	18107-SCS-15-10	4/17/2018	Soil	10	Trichloroethene	0	post	0
SCS-15	18107-SCS-15-4	4/17/2018	Soil	4	Trichloroethene	0.0055	post	1
SCS-16	18107-SCS-16-0.5	4/17/2018	Soil	0.5	Trichloroethene	1.3	post	1
SCS-16	18107-SCS-16-1.5	4/17/2018	Soil	1.5	Trichloroethene	0.0048	post	1
SCS-16	18107-SCS-16-4	4/17/2018	Soil	4	Trichloroethene	0.0049	post	1
SCS-16	18107-SCS-16-8	4/17/2018	Soil	8	Trichloroethene	0	post	0
SCS-18	18107-SCS-18-0.5	4/17/2018	Soil	0.5	Trichloroethene	0.95	both	1
SCS-18	18107-SCS-18-1.5	4/17/2018	Soil	1.5	Trichloroethene	0.056	both	1
SCS-18	18107-SCS-18-4	4/17/2018	Soil	4	Trichloroethene	0	both	0
SCS-18	18107-SCS-18-8	4/17/2018	Soil	8	Trichloroethene	0	both	0
SCS-19	18107-SCS-19-0.5	4/17/2018	Soil	0.5	Trichloroethene	0.57	both	1
SCS-19	18107-SCS-19-1.5	4/17/2018	Soil	1.5	Trichloroethene	0.016	both	1
SCS-19	18107-SCS-19-4	4/17/2018	Soil	4	Trichloroethene	0	both	0
SCS-19	18107-SCS-19-8	4/17/2018	Soil	8	Trichloroethene	0.0038	both	1

UCL Statistics for Data Sets with Non-Detects

User Selected Options	
Date/Time of Computation	ProUCL 5.11/7/2019 10:42:59 AM
From File	CW Domain 41 - Copy.xls
Full Precision	OFF
Confidence Coefficient	95%
umber of Bootstrap Operations	2000

RESULTPPM

General Statistics

Total Number of Observations	41	Number of Distinct Observations	34
Number of Detects	33	Number of Non-Detects	8
Number of Distinct Detects	33	Number of Distinct Non-Detects	1
Minimum Detect	0.0038	Minimum Non-Detect	0
Maximum Detect	55	Maximum Non-Detect	0
Variance Detects	176.4	Percent Non-Detects	19.51%
Mean Detects	7.657	SD Detects	13.28
Median Detects	0.95	CV Detects	1.734
Skewness Detects	2.228	Kurtosis Detects	4.842

Normal GOF Test on Detects Only

Shapiro Wilk Test Statistic	0.647	**Shapiro Wilk GOF Test**
5% Shapiro Wilk Critical Value	0.931	Detected Data Not Normal at 5% Significance Level
Lilliefors Test Statistic	0.287	**Lilliefors GOF Test**
5% Lilliefors Critical Value	0.152	Detected Data Not Normal at 5% Significance Level

Detected Data Not Normal at 5% Significance Level

Kaplan-Meier (KM) Statistics using Normal Critical Values and other Nonparametric UCLs

KM Mean	6.163	KM Standard Error of Mean	1.922
KM SD	12.12	95% KM (BCA) UCL	9.348
95% KM (t) UCL	9.399	95% KM (Percentile Bootstrap) UCL	9.389
95% KM (z) UCL	9.324	95% KM Bootstrap t UCL	11.31
90% KM Chebyshev UCL	11.93	95% KM Chebyshev UCL	14.54
97.5% KM Chebyshev UCL	18.17	99% KM Chebyshev UCL	25.29

Gamma GOF Tests on Detected Observations Only

A-D Test Statistic	0.502	**Anderson-Darling GOF Test**
5% A-D Critical Value	0.857	Detected data appear Gamma Distributed at 5% Significance Leve
K-S Test Statistic	0.116	**Kolmogorov-Smirnov GOF**
5% K-S Critical Value	0.166	Detected data appear Gamma Distributed at 5% Significance Leve

Detected data appear Gamma Distributed at 5% Significance Level

Gamma Statistics on Detected Data Only

k hat (MLE)	0.296	k star (bias corrected MLE)	0.29
Theta hat (MLE)	25.83	Theta star (bias corrected MLE)	26.43
nu hat (MLE)	19.56	nu star (bias corrected)	19.12
Mean (detects)	7.657		

Estimates of Gamma Parameters using KM Estimates

Mean (KM)	6.163	SD (KM)	12.12
Variance (KM)	146.9	SE of Mean (KM)	1.922
k hat (KM)	0.259	k star (KM)	0.256
nu hat (KM)	21.21	nu star (KM)	20.99
theta hat (KM)	23.83	theta star (KM)	24.08

80% gamma percentile (KM)	9.025	90% gamma percentile (KM)	18.47
95% gamma percentile (KM)	29.62	99% gamma percentile (KM)	59.22

Gamma Kaplan-Meier (KM) Statistics

		Adjusted Level of Significance (β)	0.0441
Approximate Chi Square Value (20.99, α)	11.58	Adjusted Chi Square Value (20.99, β)	11.33
95% Gamma Approximate KM-UCL (use when n>=50)	11.17	95% Gamma Adjusted KM-UCL (use when n<50)	11.42

Statistics using KM estimates on Logged Data and Assuming Lognormal Distribution

KM Mean (logged)	N/A	KM Geo Mean	N/A
KM SD (logged)	N/A	95% Critical H Value (KM-Log)	N/A
KM Standard Error of Mean (logged)	N/A	95% H-UCL (KM -Log)	N/A
KM SD (logged)	N/A	95% Critical H Value (KM-Log)	N/A
KM Standard Error of Mean (logged)	N/A		

DL/2 Statistics

Mean in Original Scale	6.163	SD in Original Scale	12.27
95% t UCL (Assumes normality)	9.39		

DL/2 is not a recommended method, provided for comparisons and historical reasons

Nonparametric Distribution Free UCL Statistics

Detected Data appear Gamma Distributed at 5% Significance Level

Suggested UCL to Use

ed KM-UCL (use when k<=1 and 15 < n < 50 but k<=1)	11.42

Note: Suggestions regarding the selection of a 95% UCL are provided to help the user to select the most appropriate 95% UCL.
Recommendations are based upon data size, data distribution, and skewness.
These recommendations are based upon the results of the simulation studies summarized in Singh, Maichle, and Lee (2006).
However, simulations results will not cover all Real World data sets; for additional insight the user may want to consult a statistician

Pro-UCL Attachment for Site-Specific RRS
Construction Worker Exposure Domain
Scenario 2

Construction Worker
8,932 sqft Exposure Domain
38 Representative Soil Samples

LOCATION	SAMPLE_ID	DATE_SAMPL	MATRIX	D1	PARAMETER	RESULTPPM	PRE_POST	D_RESULTPPM
SA-3	13344-SA-3-10	12/10/2013	Soil	10	Trichloroethene	27	both	1
SA-3	13344-SA-3-5	12/10/2013	Soil	5	Trichloroethene	14	both	1
SA-4	13344-SA-4-10	12/10/2013	Soil	10	Trichloroethene	7.6	both	1
SA-4	13344-SA-4-4	12/10/2013	Soil	4	Trichloroethene	7.5	both	1
SB-15	SB-15-4_9/16/2008	9/16/2008	Soil	4	Trichloroethene	3.59	both	1
SB-15	SB-15-8_9/16/2008	9/16/2008	Soil	8	Trichloroethene	6.56	both	1
SB-18	SB-18-4_9/17/2008	9/17/2008	Soil	4	Trichloroethene	0	both	0
SB-18	SB-18-6_9/17/2008	9/17/2008	Soil	6	Trichloroethene	0.81599	both	1
SB-30	09334-SB-30-10	11/30/2009	Soil	10	Trichloroethene	55	both	1
SB-30	09334-SB-30-4	11/30/2009	Soil	4	Trichloroethene	2.6	both	1
SB-33	09334-SB-33-10	11/30/2009	Soil	10	Trichloroethene	21	both	1
SB-33	09334-SB-33-4	11/30/2009	Soil	4	Trichloroethene	29	both	1
SB-34	09335-SB-34-10	12/1/2009	Soil	10	Trichloroethene	41	both	1
SB-34	09335-SB-34-4	12/1/2009	Soil	4	Trichloroethene	20	both	1
SB-57	10089-SB-57-4	3/30/2010	Soil	4	Trichloroethene	0.061	both	1
SB-57	10089-SB-57-8	3/30/2010	Soil	8	Trichloroethene	0.4	both	1
SB-6	SB-6-4_9/15/2008	9/15/2008	Soil	4	Trichloroethene	0.82099	both	1
SB-6	SB-6-8_9/15/2008	9/15/2008	Soil	8	Trichloroethene	0.326	both	1
SCS-14	18107-SCS-14-0.5	4/17/2018	Soil	0.5	Trichloroethene	0.034	both	1
SCS-14	18107-SCS-14-1.5	4/17/2018	Soil	1.5	Trichloroethene	0.05	both	1
SCS-14	18107-SCS-14-5	4/17/2018	Soil	5	Trichloroethene	0	both	0
SCS-14	18107-SCS-14-7	4/17/2018	Soil	7	Trichloroethene	0	both	0
SCS-15	18107-SCS-15-0.5	4/17/2018	Soil	0.5	Trichloroethene	0.15	post	1
SCS-15	18107-SCS-15-1.5	4/17/2018	Soil	1.5	Trichloroethene	0.17	post	1
SCS-15	18107-SCS-15-10	4/17/2018	Soil	10	Trichloroethene	0	post	0
SCS-15	18107-SCS-15-4	4/17/2018	Soil	4	Trichloroethene	0.0055	post	1
SCS-16	18107-SCS-16-0.5	4/17/2018	Soil	0.5	Trichloroethene	1.3	post	1
SCS-16	18107-SCS-16-1.5	4/17/2018	Soil	1.5	Trichloroethene	0.0048	post	1
SCS-16	18107-SCS-16-4	4/17/2018	Soil	4	Trichloroethene	0.0049	post	1
SCS-16	18107-SCS-16-8	4/17/2018	Soil	8	Trichloroethene	0	post	0
SCS-18	18107-SCS-18-0.5	4/17/2018	Soil	0.5	Trichloroethene	0.95	both	1
SCS-18	18107-SCS-18-1.5	4/17/2018	Soil	1.5	Trichloroethene	0.056	both	1
SCS-18	18107-SCS-18-4	4/17/2018	Soil	4	Trichloroethene	0	both	0
SCS-18	18107-SCS-18-8	4/17/2018	Soil	8	Trichloroethene	0	both	0
SCS-19	18107-SCS-19-0.5	4/17/2018	Soil	0.5	Trichloroethene	0.57	both	1
SCS-19	18107-SCS-19-1.5	4/17/2018	Soil	1.5	Trichloroethene	0.016	both	1
SCS-19	18107-SCS-19-4	4/17/2018	Soil	4	Trichloroethene	0	both	0
SCS-19	18107-SCS-19-8	4/17/2018	Soil	8	Trichloroethene	0.0038	both	1

UCL Statistics for Data Sets with Non-Detects

User Selected Options	
Date/Time of Computation	ProUCL 5.11/7/2019 10:50:09 AM
From File	CW Domain 38 - Copy.xls
Full Precision	OFF
Confidence Coefficient	95%
ımber of Bootstrap Operations	2000

RESULTPPM

General Statistics

Total Number of Observations	38	Number of Distinct Observations	31
Number of Detects	30	Number of Non-Detects	8
Number of Distinct Detects	30	Number of Distinct Non-Detects	1
Minimum Detect	0.0038	Minimum Non-Detect	0
Maximum Detect	55	Maximum Non-Detect	0
Variance Detects	191.9	Percent Non-Detects	21.05%
Mean Detects	8.02	SD Detects	13.85
Median Detects	0.818	CV Detects	1.727
Skewness Detects	2.102	Kurtosis Detects	4.144

Normal GOF Test on Detects Only

Shapiro Wilk Test Statistic	0.653	**Shapiro Wilk GOF Test**
5% Shapiro Wilk Critical Value	0.927	Detected Data Not Normal at 5% Significance Level
Lilliefors Test Statistic	0.292	**Lilliefors GOF Test**
5% Lilliefors Critical Value	0.159	Detected Data Not Normal at 5% Significance Level

Detected Data Not Normal at 5% Significance Level

Kaplan-Meier (KM) Statistics using Normal Critical Values and other Nonparametric UCLs

KM Mean	6.331	KM Standard Error of Mean	2.068
KM SD	12.54	95% KM (BCA) UCL	10.43
95% KM (t) UCL	9.821	95% KM (Percentile Bootstrap) UCL	10.16
95% KM (z) UCL	9.733	95% KM Bootstrap t UCL	11.57
90% KM Chebyshev UCL	12.54	95% KM Chebyshev UCL	15.35
97.5% KM Chebyshev UCL	19.25	99% KM Chebyshev UCL	26.91

Gamma GOF Tests on Detected Observations Only

A-D Test Statistic	0.638	**Anderson-Darling GOF Test**
5% A-D Critical Value	0.865	)etected data appear Gamma Distributed at 5% Significance Leve
K-S Test Statistic	0.14	**Kolmogorov-Smirnov GOF**
5% K-S Critical Value	0.174	)etected data appear Gamma Distributed at 5% Significance Leve

Detected data appear Gamma Distributed at 5% Significance Level

Gamma Statistics on Detected Data Only

k hat (MLE)	0.278	k star (bias corrected MLE)	0.272
Theta hat (MLE)	28.84	Theta star (bias corrected MLE)	29.43
nu hat (MLE)	16.68	nu star (bias corrected)	16.35
Mean (detects)	8.02		

Estimates of Gamma Parameters using KM Estimates

Mean (KM)	6.331	SD (KM)	12.54
Variance (KM)	157.1	SE of Mean (KM)	2.068
k hat (KM)	0.255	k star (KM)	0.253
nu hat (KM)	19.39	nu star (KM)	19.19
theta hat (KM)	24.82	theta star (KM)	25.07
80% gamma percentile (KM)	9.228	90% gamma percentile (KM)	18.99

95% gamma percentile (KM)	30.56	99% gamma percentile (KM)	61.3

Gamma Kaplan-Meier (KM) Statistics

		Adjusted Level of Significance (β)	0.0434
Approximate Chi Square Value (19.19, α)	10.26	Adjusted Chi Square Value (19.19, β)	9.986
5% Gamma Approximate KM-UCL (use when n>=50)	11.85	95% Gamma Adjusted KM-UCL (use when n<50)	12.17

Statistics using KM estimates on Logged Data and Assuming Lognormal Distribution

KM Mean (logged)	N/A	KM Geo Mean	N/A
KM SD (logged)	N/A	95% Critical H Value (KM-Log)	N/A
KM Standard Error of Mean (logged)	N/A	95% H-UCL (KM -Log)	N/A
KM SD (logged)	N/A	95% Critical H Value (KM-Log)	N/A
KM Standard Error of Mean (logged)	N/A		

DL/2 Statistics

Mean in Original Scale	6.331	SD in Original Scale	12.7
95% t UCL (Assumes normality)	9.808		

DL/2 is not a recommended method, provided for comparisons and historical reasons

Nonparametric Distribution Free UCL Statistics

Detected Data appear Gamma Distributed at 5% Significance Level

Suggested UCL to Use

d KM-UCL (use when k<=1 and 15 < n < 50 but k<=1)	12.17

Note: Suggestions regarding the selection of a 95% UCL are provided to help the user to select the most appropriate 95% UCL.
Recommendations are based upon data size, data distribution, and skewness.
These recommendations are based upon the results of the simulation studies summarized in Singh, Maichle, and Lee (2006).
However, simulations results will not cover all Real World data sets; for additional insight the user may want to consult a statistician

Pro-UCL Attachment for Site-Specific RRS
Construction Worker Exposure Domain
Scenario 3

Construction Worker
4,649 sqft Exposure Domain
26 Representative Soil Samples

LOCATION	SAMPLE_ID	DATE_SAMPL	MATRIX	D1	PARAMETER	RESULTPPM	PRE_POST	D_RESULTPPM
SA-3	13344-SA-3-10	12/10/2013	Soil	10	Trichloroethene	27	both	1
SA-3	13344-SA-3-5	12/10/2013	Soil	5	Trichloroethene	14	both	1
SA-4	13344-SA-4-10	12/10/2013	Soil	10	Trichloroethene	7.6	both	1
SA-4	13344-SA-4-4	12/10/2013	Soil	4	Trichloroethene	7.5	both	1
SB-15	SB-15-4_9/16/2008	9/16/2008	Soil	4	Trichloroethene	3.59	both	1
SB-15	SB-15-8_9/16/2008	9/16/2008	Soil	8	Trichloroethene	6.56	both	1
SB-30	09334-SB-30-10	11/30/2009	Soil	10	Trichloroethene	55	both	1
SB-30	09334-SB-30-4	11/30/2009	Soil	4	Trichloroethene	2.6	both	1
SB-34	09335-SB-34-10	12/1/2009	Soil	10	Trichloroethene	41	both	1
SB-34	09335-SB-34-4	12/1/2009	Soil	4	Trichloroethene	20	both	1
SCS-15	18107-SCS-15-0.5	4/17/2018	Soil	0.5	Trichloroethene	0.15	post	1
SCS-15	18107-SCS-15-1.5	4/17/2018	Soil	1.5	Trichloroethene	0.17	post	1
SCS-15	18107-SCS-15-10	4/17/2018	Soil	10	Trichloroethene	0	post	0
SCS-15	18107-SCS-15-4	4/17/2018	Soil	4	Trichloroethene	0.0055	post	1
SCS-16	18107-SCS-16-0.5	4/17/2018	Soil	0.5	Trichloroethene	1.3	post	1
SCS-16	18107-SCS-16-1.5	4/17/2018	Soil	1.5	Trichloroethene	0.0048	post	1
SCS-16	18107-SCS-16-4	4/17/2018	Soil	4	Trichloroethene	0.0049	post	1
SCS-16	18107-SCS-16-8	4/17/2018	Soil	8	Trichloroethene	0	post	0
SCS-18	18107-SCS-18-0.5	4/17/2018	Soil	0.5	Trichloroethene	0.95	both	1
SCS-18	18107-SCS-18-1.5	4/17/2018	Soil	1.5	Trichloroethene	0.056	both	1
SCS-18	18107-SCS-18-4	4/17/2018	Soil	4	Trichloroethene	0	both	0
SCS-18	18107-SCS-18-8	4/17/2018	Soil	8	Trichloroethene	0	both	0
SCS-19	18107-SCS-19-0.5	4/17/2018	Soil	0.5	Trichloroethene	0.57	both	1
SCS-19	18107-SCS-19-1.5	4/17/2018	Soil	1.5	Trichloroethene	0.016	both	1
SCS-19	18107-SCS-19-4	4/17/2018	Soil	4	Trichloroethene	0	both	0
SCS-19	18107-SCS-19-8	4/17/2018	Soil	8	Trichloroethene	0.0038	both	1

UCL Statistics for Data Sets with Non-Detects

User Selected Options	
Date/Time of Computation	ProUCL 5.11/7/2019 10:55:53 AM
From File	CW Domain 26 - Copy.xls
Full Precision	OFF
Confidence Coefficient	95%
ımber of Bootstrap Operations	2000

RESULTPPM

General Statistics

Total Number of Observations	26	Number of Distinct Observations	22
Number of Detects	21	Number of Non-Detects	5
Number of Distinct Detects	21	Number of Distinct Non-Detects	1
Minimum Detect	0.0038	Minimum Non-Detect	0
Maximum Detect	55	Maximum Non-Detect	0
Variance Detects	226.3	Percent Non-Detects	19.23%
Mean Detects	8.956	SD Detects	15.04
Median Detects	1.3	CV Detects	1.68
Skewness Detects	2.114	Kurtosis Detects	4.056

Normal GOF Test on Detects Only

Shapiro Wilk Test Statistic	0.663	**Shapiro Wilk GOF Test**
5% Shapiro Wilk Critical Value	0.908	Detected Data Not Normal at 5% Significance Level
Lilliefors Test Statistic	0.298	**Lilliefors GOF Test**
5% Lilliefors Critical Value	0.188	Detected Data Not Normal at 5% Significance Level

Detected Data Not Normal at 5% Significance Level

Kaplan-Meier (KM) Statistics using Normal Critical Values and other Nonparametric UCLs

KM Mean	7.234	KM Standard Error of Mean	2.745
KM SD	13.66	95% KM (BCA) UCL	12.04
95% KM (t) UCL	11.92	95% KM (Percentile Bootstrap) UCL	11.86
95% KM (z) UCL	11.75	95% KM Bootstrap t UCL	15.74
90% KM Chebyshev UCL	15.47	95% KM Chebyshev UCL	19.2
97.5% KM Chebyshev UCL	24.37	99% KM Chebyshev UCL	34.54

Gamma GOF Tests on Detected Observations Only

A-D Test Statistic	0.357	**Anderson-Darling GOF Test**
5% A-D Critical Value	0.859	)etected data appear Gamma Distributed at 5% Significance Leve
K-S Test Statistic	0.118	**Kolmogorov-Smirnov GOF**
5% K-S Critical Value	0.207	)etected data appear Gamma Distributed at 5% Significance Leve

Detected data appear Gamma Distributed at 5% Significance Level

Gamma Statistics on Detected Data Only

k hat (MLE)	0.274	k star (bias corrected MLE)	0.266
Theta hat (MLE)	32.72	Theta star (bias corrected MLE)	33.62
nu hat (MLE)	11.5	nu star (bias corrected)	11.19
Mean (detects)	8.956		

Estimates of Gamma Parameters using KM Estimates

Mean (KM)	7.234	SD (KM)	13.66
Variance (KM)	186.5	SE of Mean (KM)	2.745
k hat (KM)	0.281	k star (KM)	0.274
nu hat (KM)	14.59	nu star (KM)	14.24
theta hat (KM)	25.79	theta star (KM)	26.42
80% gamma percentile (KM)	10.82	90% gamma percentile (KM)	21.55

95% gamma percentile (KM)	34.06	99% gamma percentile (KM)	66.96

Gamma Kaplan-Meier (KM) Statistics

		Adjusted Level of Significance (β)	0.0398
Approximate Chi Square Value (14.24, α)	6.734	Adjusted Chi Square Value (14.24, β)	6.394
95% Gamma Approximate KM-UCL (use when n>=50)	15.29	95% Gamma Adjusted KM-UCL (use when n<50)	16.11

Statistics using KM estimates on Logged Data and Assuming Lognormal Distribution

KM Mean (logged)	N/A	KM Geo Mean	N/A
KM SD (logged)	N/A	95% Critical H Value (KM-Log)	N/A
KM Standard Error of Mean (logged)	N/A	95% H-UCL (KM -Log)	N/A
KM SD (logged)	N/A	95% Critical H Value (KM-Log)	N/A
KM Standard Error of Mean (logged)	N/A		

DL/2 Statistics

Mean in Original Scale	7.234	SD in Original Scale	13.93
95% t UCL (Assumes normality)	11.9		

DL/2 is not a recommended method, provided for comparisons and historical reasons

Nonparametric Distribution Free UCL Statistics

Detected Data appear Gamma Distributed at 5% Significance Level

Suggested UCL to Use

Gamma Adjusted KM-UCL (use when k<=1 and 15 < n < 50 but k<=1)	16.11

Note: Suggestions regarding the selection of a 95% UCL are provided to help the user to select the most appropriate 95% UCL.
Recommendations are based upon data size, data distribution, and skewness.
These recommendations are based upon the results of the simulation studies summarized in Singh, Maichle, and Lee (2006).
However, simulations results will not cover all Real World data sets; for additional insight the user may want to consult a statistician.

Pro-UCL Attachment for Site-Specific RRS
Construction Worker Exposure Domain
Scenario 4

Construction Worker
1,597 sqft Exposure Domain
13 Representative Soil Samples

LOCATION	SAMPLE_ID	DATE_SAMPL	MATRIX	D1	PARAMETER	RESULTPPM	PRE_POST	D_RESULTPPM
SB-30	09334-SB-30-10	11/30/2009	Soil	10	Trichloroethene	55	both	1
SB-30	09334-SB-30-4	11/30/2009	Soil	4	Trichloroethene	2.6	both	1
SB-34	09335-SB-34-10	12/1/2009	Soil	10	Trichloroethene	41	both	1
SB-34	09335-SB-34-4	12/1/2009	Soil	4	Trichloroethene	20	both	1
SB-59	10090-SB-59-10	3/31/2010	Soil	10	Trichloroethene	8.9	both	1
SCS-15	18107-SCS-15-0.5	4/17/2018	Soil	0.5	Trichloroethene	0.15	post	1
SCS-15	18107-SCS-15-1.5	4/17/2018	Soil	1.5	Trichloroethene	0.17	post	1
SCS-15	18107-SCS-15-10	4/17/2018	Soil	10	Trichloroethene	0	post	0
SCS-15	18107-SCS-15-4	4/17/2018	Soil	4	Trichloroethene	0.0055	post	1
SCS-18	18107-SCS-18-0.5	4/17/2018	Soil	0.5	Trichloroethene	0.95	both	1
SCS-18	18107-SCS-18-1.5	4/17/2018	Soil	1.5	Trichloroethene	0.056	both	1
SCS-18	18107-SCS-18-4	4/17/2018	Soil	4	Trichloroethene	0	both	0
SCS-18	18107-SCS-18-8	4/17/2018	Soil	8	Trichloroethene	0	both	0

UCL Statistics for Data Sets with Non-Detects

User Selected Options	
Date/Time of Computation	ProUCL 5.11/7/2019 10:59:52 AM
From File	CW Domain 13 - Copy.xls
Full Precision	OFF
Confidence Coefficient	95%
ımber of Bootstrap Operations	2000

RESULTPPM

General Statistics

Total Number of Observations	13	Number of Distinct Observations	11
Number of Detects	10	Number of Non-Detects	3
Number of Distinct Detects	10	Number of Distinct Non-Detects	1
Minimum Detect	0.0055	Minimum Non-Detect	0
Maximum Detect	55	Maximum Non-Detect	0
Variance Detects	392.6	Percent Non-Detects	23.08%
Mean Detects	12.88	SD Detects	19.81
Median Detects	1.775	CV Detects	1.538
Skewness Detects	1.537	Kurtosis Detects	1.202

Normal GOF Test on Detects Only

Shapiro Wilk Test Statistic	0.72	**Shapiro Wilk GOF Test**
5% Shapiro Wilk Critical Value	0.842	Detected Data Not Normal at 5% Significance Level
Lilliefors Test Statistic	0.298	**Lilliefors GOF Test**
5% Lilliefors Critical Value	0.262	Detected Data Not Normal at 5% Significance Level

Detected Data Not Normal at 5% Significance Level

Kaplan-Meier (KM) Statistics using Normal Critical Values and other Nonparametric UCLs

KM Mean	9.91	KM Standard Error of Mean	5.074
KM SD	17.36	95% KM (BCA) UCL	18.7
95% KM (t) UCL	18.95	95% KM (Percentile Bootstrap) UCL	18.85
95% KM (z) UCL	18.26	95% KM Bootstrap t UCL	30.33
90% KM Chebyshev UCL	25.13	95% KM Chebyshev UCL	32.03
97.5% KM Chebyshev UCL	41.6	99% KM Chebyshev UCL	60.4

Gamma GOF Tests on Detected Observations Only

A-D Test Statistic	0.303	**Anderson-Darling GOF Test**
5% A-D Critical Value	0.816	Detected data appear Gamma Distributed at 5% Significance Level
K-S Test Statistic	0.183	**Kolmogorov-Smirnov GOF**
5% K-S Critical Value	0.288	Detected data appear Gamma Distributed at 5% Significance Level

Detected data appear Gamma Distributed at 5% Significance Level

Gamma Statistics on Detected Data Only

k hat (MLE)	0.294	k star (bias corrected MLE)	0.273
Theta hat (MLE)	43.78	Theta star (bias corrected MLE)	47.25
nu hat (MLE)	5.885	nu star (bias corrected)	5.453
Mean (detects)	12.88		

Estimates of Gamma Parameters using KM Estimates

Mean (KM)	9.91	SD (KM)	17.36
Variance (KM)	301.2	SE of Mean (KM)	5.074
k hat (KM)	0.326	k star (KM)	0.302
nu hat (KM)	8.476	nu star (KM)	7.854
theta hat (KM)	30.4	theta star (KM)	32.81
80% gamma percentile (KM)	15.22	90% gamma percentile (KM)	29.2

95% gamma percentile (KM)	45.23	99% gamma percentile (KM)	86.86

Gamma Kaplan-Meier (KM) Statistics

		Adjusted Level of Significance (β)	0.0301
Approximate Chi Square Value (7.85, α)	2.651	Adjusted Chi Square Value (7.85, β)	2.24
95% Gamma Approximate KM-UCL (use when n>=50)	29.36	95% Gamma Adjusted KM-UCL (use when n<50)	34.75

Statistics using KM estimates on Logged Data and Assuming Lognormal Distribution

KM Mean (logged)	N/A	KM Geo Mean	N/A
KM SD (logged)	N/A	95% Critical H Value (KM-Log)	N/A
KM Standard Error of Mean (logged)	N/A	95% H-UCL (KM -Log)	N/A
KM SD (logged)	N/A	95% Critical H Value (KM-Log)	N/A
KM Standard Error of Mean (logged)	N/A		

DL/2 Statistics

Mean in Original Scale	9.91	SD in Original Scale	18.07
95% t UCL (Assumes normality)	18.84		

DL/2 is not a recommended method, provided for comparisons and historical reasons

Nonparametric Distribution Free UCL Statistics

Detected Data appear Gamma Distributed at 5% Significance Level

Suggested UCL to Use

95% KM Bootstrap t UCL	30.33	Gamma Adjusted KM-UCL (use when k<=1 and 15 < n < 50 but k<=1)	34.75

Note: Suggestions regarding the selection of a 95% UCL are provided to help the user to select the most appropriate 95% UCL.
Recommendations are based upon data size, data distribution, and skewness.
These recommendations are based upon the results of the simulation studies summarized in Singh, Maichle, and Lee (2006).
However, simulations results will not cover all Real World data sets; for additional insight the user may want to consult a statistician.

APPENDIX H
SESOIL Model

SESOIL Pollutant Cycle Report

Scenario Description: Rheem Manufacturing

SESOIL Output File: C:\SEV7 WIN7\S01.OUT

SESOIL Process	Pollutant Mass (µg)	Percent of Total
Volatilized	1.221E+11	6.32
In Soil Air	2.422E+09	0.13
Sur. Runoff	0.000E+00	0.00
In Washld	0.000E+00	0.00
Ads On Soil	1.082E+12	55.98
Hydrol Soil	0.000E+00	0.00
Degrad Soil	0.000E+00	0.00
Pure Phase	0.000E+00	0.00
Complexed	0.000E+00	0.00
Immobile CEC	0.000E+00	0.00
Hydrol CEC	0.000E+00	0.00
In Soil Moi	1.435E+10	0.74
Hydrol Mois	0.000E+00	0.00
Degrad Mois	0.000E+00	0.00
Other Trans	0.000E+00	0.00
Other Sinks	0.000E+00	0.00
Gwr. Runoff	6.996E+11	36.18
Total Output	1.921E+12	99.34
Total Input	1.934E+12	
Input - Output	1.278E+10	

Maximum leachate concentration: 2.654E+00 **mg/l**

Climate File: MILLEDGEVILLE

C:\SEV7 WIN7\MILLEDGEVILLE.CLM

Chemical File: Trichloroethylene (TCE) MA DEP

c:\sev7 win7\TRICHLOROETHYLENE (TCE) MA DEP.CHM

Soil File: Clay (fine to medium)

C:\SEV7 WIN7\CLAY (FINE TO MEDIUM).SOI

Application File: SEVIEW Default Application Parameters

C:\SEV7 WIN7\RHEEM 1.APL

Time to Groundwater: 8.60 **years**

Starting Depth: 442.00 **cm**

Ending Depth: 457.20 **cm**

Total Depth: 456.40 **cm**

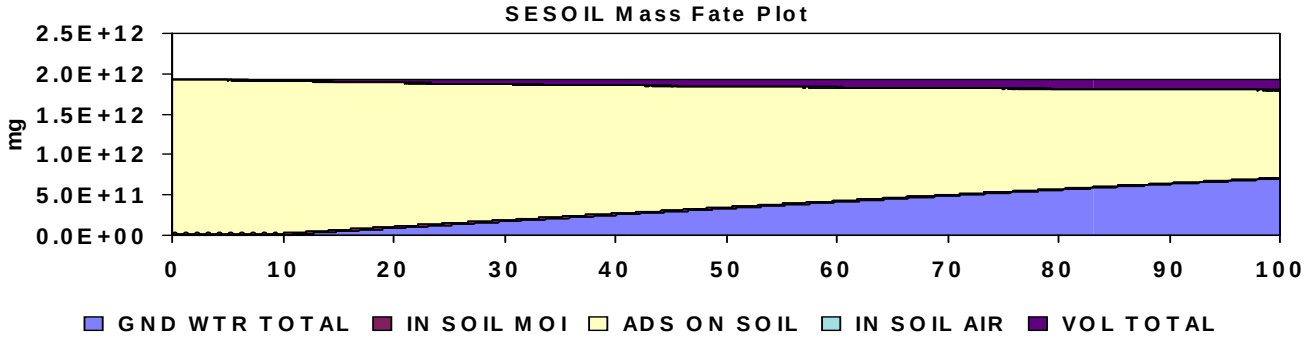

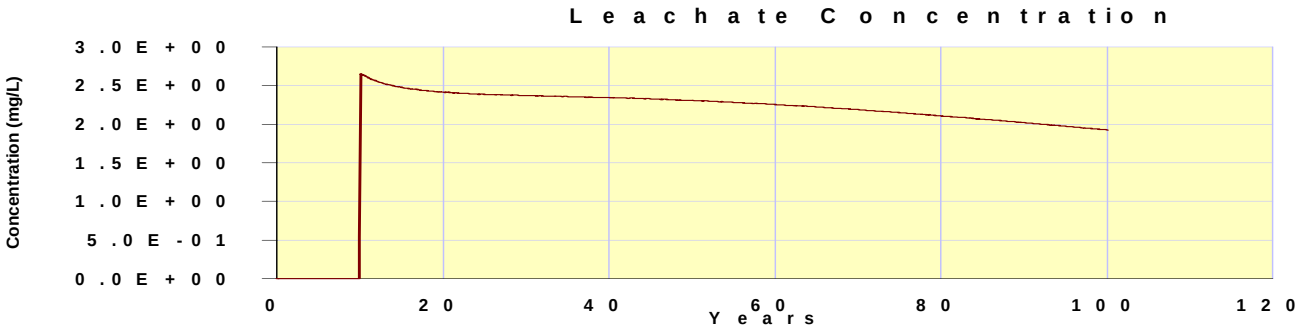

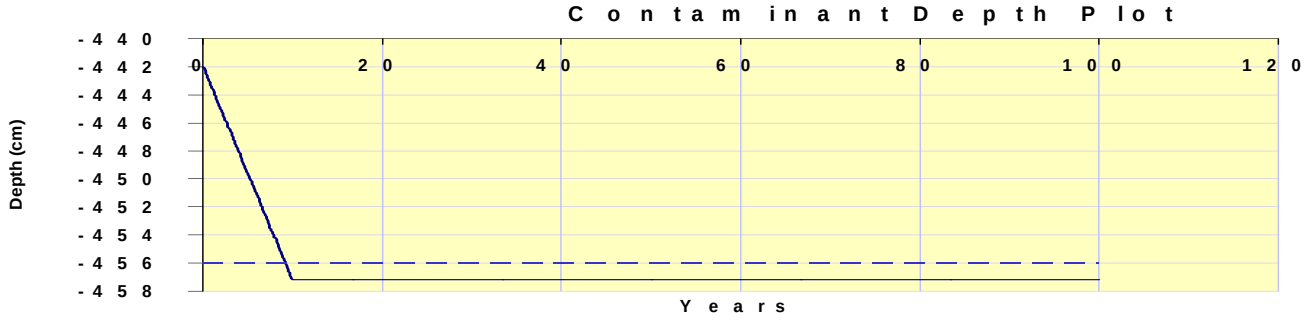

SESOIL Hydrologic Cycle Report

Scenario Description: Rheem Manufacturing

SESOIL Output File: C:\SEV7 WIN7\S01.OUT

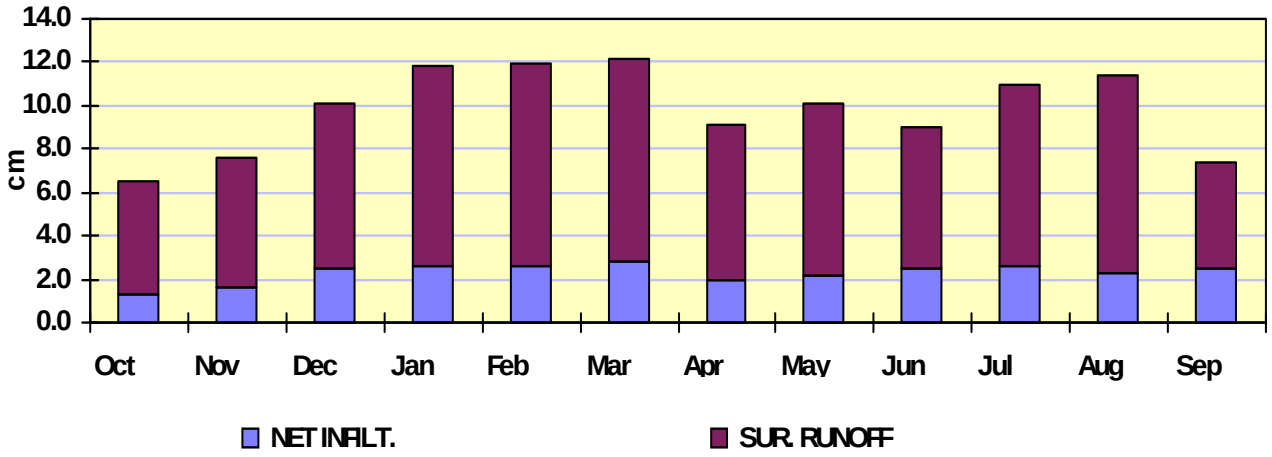

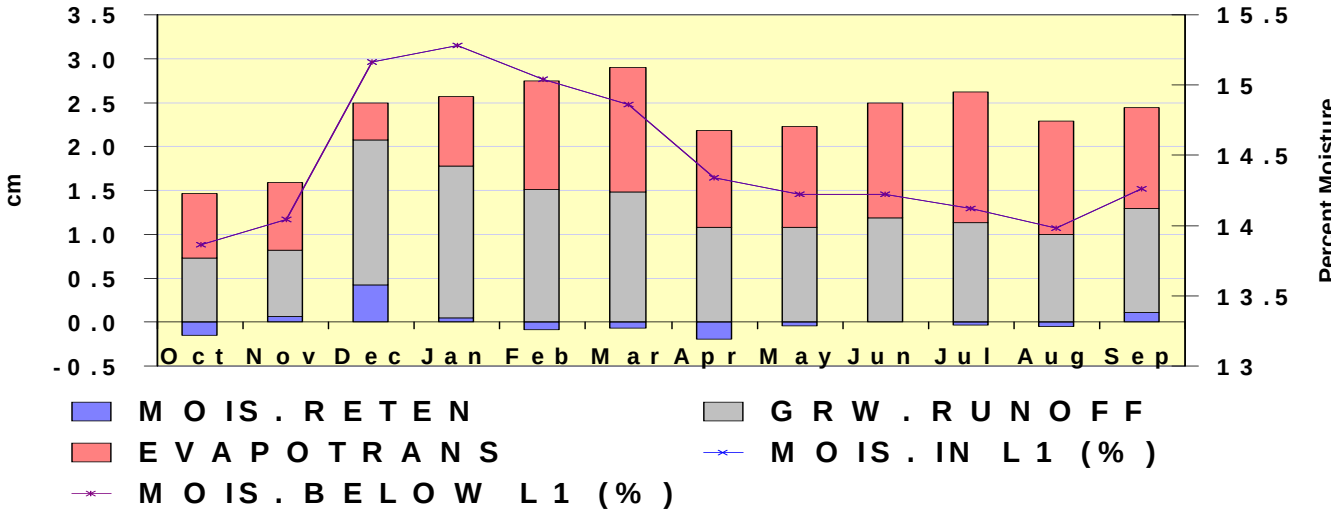

	Surface Water Runoff		Net Infiltration		Evapotranspiration		Soil Moisture Retention		Groundwater Runoff (Recharge)		Soil Moisture	
											Layer 1	Below Layer 1
Units	cm	Inches	cm	Inches	cm	Inches	cm	Inches	cm	Inches	Percent	Percent
October	5.16	2.03	1.32	0.52	0.74	0.29	-0.15	-0.06	0.73	0.29	13.86	13.86
November	6.04	2.38	1.59	0.63	0.78	0.31	0.07	0.03	0.75	0.30	14.04	14.04
December	7.64	3.01	2.49	0.98	0.42	0.17	0.43	0.17	1.65	0.65	15.16	15.16
January	9.24	3.64	2.57	1.01	0.79	0.31	0.05	0.02	1.73	0.68	15.28	15.28
February	9.30	3.66	2.66	1.05	1.24	0.49	-0.09	-0.04	1.51	0.59	15.04	15.04
March	9.37	3.69	2.83	1.11	1.42	0.56	-0.07	-0.03	1.48	0.58	14.86	14.86
April	7.12	2.80	1.98	0.78	1.10	0.43	-0.20	-0.08	1.08	0.43	14.34	14.34
May	7.96	3.13	2.18	0.86	1.14	0.45	-0.05	-0.02	1.08	0.43	14.22	14.22
June	6.56	2.58	2.50	0.98	1.31	0.52	0.00	0.00	1.19	0.47	14.22	14.22
July	8.34	3.28	2.59	1.02	1.49	0.59	-0.04	-0.02	1.14	0.45	14.12	14.12
August	9.18	3.61	2.24	0.88	1.29	0.51	-0.05	-0.02	1.00	0.39	13.98	13.98
September	4.98	1.96	2.44	0.96	1.15	0.45	0.11	0.04	1.19	0.47	14.26	14.26
Total	90.89	35.78	27.38	10.78	12.86	5.06	0.00	0.00	14.51	5.71	- -	- -

SESOIL Profile and Load Report

Layer No.	Number of Sub-Layers	Thickness		Intrinsic Permeability	Organic Carbon Content	Adsorption Coefficient	Cation Exchange Capacity	Freundlich Exponent	Solid Phase Degradation Rate	Liquid Phase Degradation Rate	Soil pH
		cm	feet	cm^2	percent	µg/g / µg/mL	mEq / 100 g soil	unitless	1/day	1/day	pH
1	2	61.0	2.00	2.50E-10	3.60	0.00	0.00	1.00	0.00E+00	0.00E+00	7.00
2	3	91.4	3.00	2.50E-10	3.60	0.00	0.00	1.00	0.00E+00	0.00E+00	7.00
3	5	152.0	4.99	2.50E-10	3.60	0.00	0.00	1.00	0.00E+00	0.00E+00	7.00
4	5	152.0	4.99	2.50E-10	3.60	0.00	0.00	1.00	0.00E+00	0.00E+00	7.00

Soil Parameters

Bulk Density (g/cm^3)	1.80
Effective Porosity (fraction)	0.20
Soil Pore Disconnectedness	12.00

Application Parameters

Area	cm^2	2.38E+8
	ft^2	2.56E+5
Latitude	degrees	43.0
Spill Index		1

Chemical Parameters

Water Solubility	(µg/mL)	1.10E+3	**Moles Ligand / Moles Chemical**	0.00
Henry's Law	(M^3-atm/mol)	1.03E-2	**Ligand Molecular Weight** (g/mol)	0.00
K_{oc} Adsorp	(µg/g)/(µg/mL)	166.00		
K_d Adsorp	(µg/g)/(µg/mL)	0.00		
Valence	(g/mole)	0.00	**Ligand Dissociation Constant**	0.00
Air Diffusion	(cm^2/sec)	7.90E-2	**Base Hydrolysis Rate** (L/mol/day)	0.00
Water Diffusion	(cm^2/sec)	9.10E-6	**Neutral Hydrolysis** (L/mol/day)	0.00
Molecular Weight	(g/mol)	131.00	**Acid Hydrolysis** (L/mol/day)	0.00

Output File: Rheem Manufacturing
C:\SEV7 WIN7\S01.OUT

Chemical File: Trichloroethylene (TCE) MA DEP
c:\sev7 win7\TRICHLOROETHYLENE (TCE) MA DEP.CHM

Soil File: Clay (fine to medium)
C:\SEV7 WIN7\CLAY (FINE TO MEDIUM).SOI

Application File: SEVIEW Default Application Parameters
C:\SEV7 WIN7\RHEEM 1.APL

Sublayer Loads	**1**	**2**	**3**	**4**	**5**	**6**	**7**	**8**	**9**	**10**
Layer 1 (ug/g)	9.70E-01	9.70E-01								
Layer 2 (ug/g)	7.40E+00	7.40E+00	7.40E+00							
Layer 3 (ug/g)	1.24E+01	1.24E+01	1.24E+01	1.24E+01	1.24E+01					
Layer 4 (ug/g)	1.24E+01	1.24E+01	1.24E+01	1.24E+01	1.24E+01					

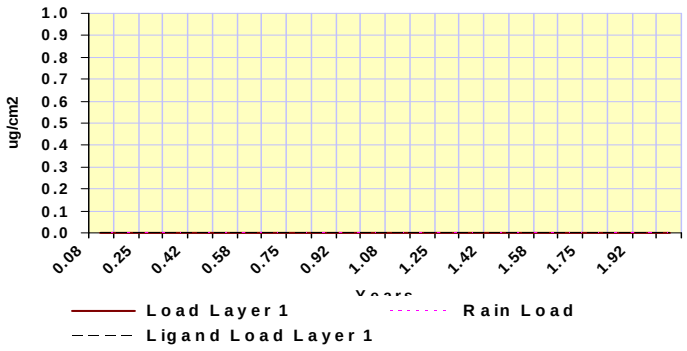

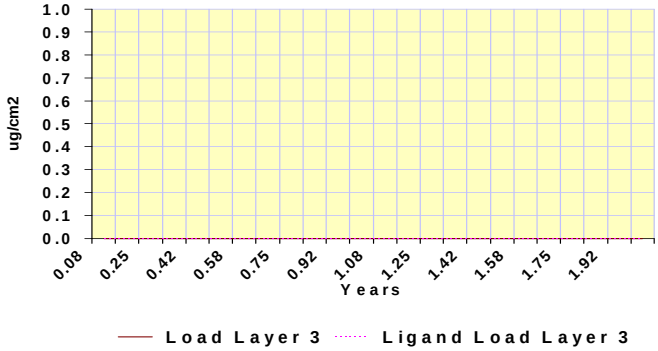

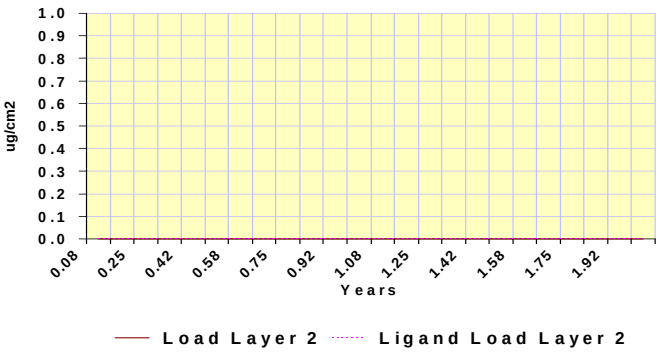

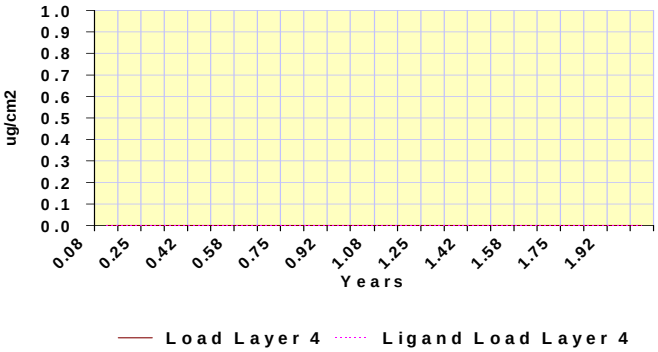

Climate Report

Location Description: MILLEDGEVILLE
Climatic Input File: C:\SEV7 WIN7\MILLEDGEVILLE.CLM

Month	Temperature		Precipitation		Evapotranspiration Rate		Storms		Cloud Cover	Albedo	Humidity
Units	^{o}C	^{o}F	cm	Inches	cm	Inches	# per Month	Length Days	Fraction	Fraction	Fraction
October	17.22	63.00	6.452	2.54	0.00	0.00	2.85	0.390	0.310	0.200	0.710
November	12.33	54.19	7.645	3.01	0.00	0.00	3.85	0.390	0.360	0.200	0.705
December	7.722	45.90	10.16	4.00	0.00	0.00	5.40	0.530	0.430	0.200	0.705
January	6.056	42.90	11.89	4.68	0.00	0.00	5.70	0.550	0.440	0.200	0.710
February	7.833	46.10	11.89	4.68	0.00	0.00	5.79	0.520	0.400	0.200	0.690
March	12.28	54.10	12.14	4.78	0.00	0.00	6.44	0.430	0.350	0.200	0.690
April	16.50	61.70	9.093	3.58	0.00	0.00	4.61	0.370	0.280	0.200	0.670
May	20.61	69.10	10.19	4.01	0.00	0.00	4.79	0.360	0.270	0.200	0.690
June	24.61	76.30	8.966	3.53	0.00	0.00	5.73	0.300	0.300	0.200	0.705
July	26.44	79.59	10.85	4.27	0.00	0.00	7.64	0.210	0.330	0.200	0.735
August	26.06	78.91	11.43	4.50	0.00	0.00	6.32	0.230	0.290	0.200	0.755
September	23.17	73.71	7.417	2.92	0.00	0.00	4.55	0.410	0.330	0.200	0.755
Total			118.12	46.51	0.00	0.00					



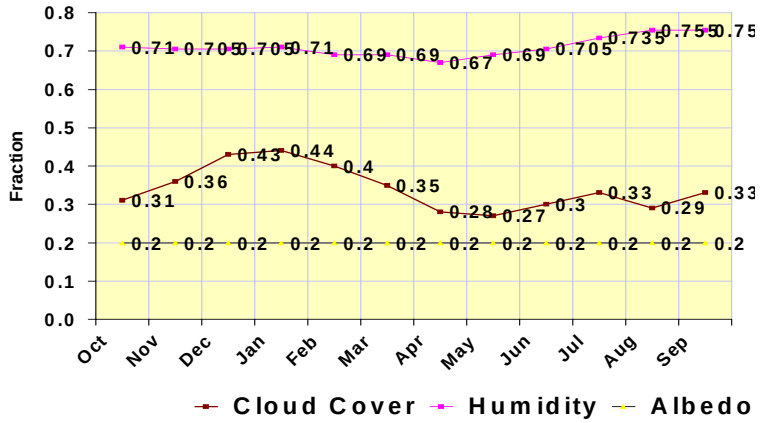

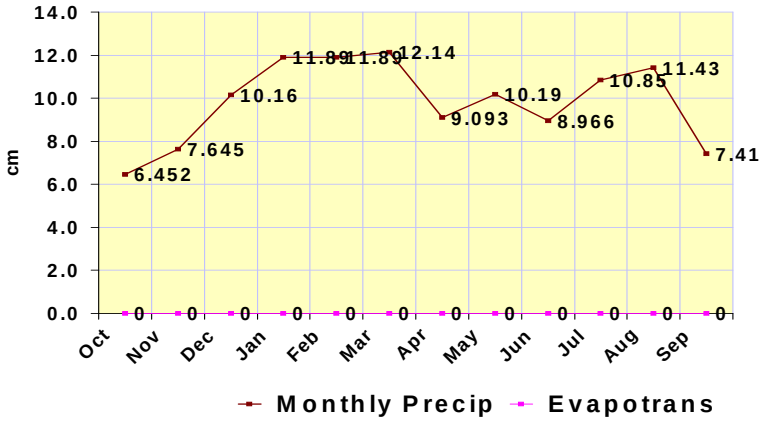

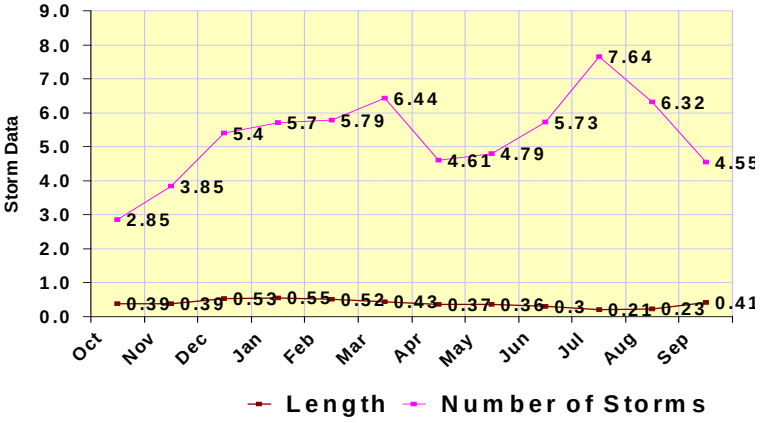

Pro-UCL Attachment for
SESOIL Model

TCE- Soil 0-2 ft bgs using post-SVE data

LOCATION	Parameter	val	D2	Matrix	D_val
SB-52	Trichloroethene	3.400000095	2	Soil	1
SB-55	Trichloroethene	0.140000001	2	Soil	1
SB-56	Trichloroethene	0.50999999	2	Soil	1
SB-61	Trichloroethene	1.899999976	2	Soil	1
SB-68	Trichloroethene	1.299999952	2	Soil	1
SB-66	Trichloroethene	0.005	2	Soil	0
SB-61	Trichloroethene	0.0098	1	Soil	1
SB-62	Trichloroethene	0.0033	1	Soil	0
SB-67	Trichloroethene	0.0043	1	Soil	0
SB-68	Trichloroethene	0.01	1	Soil	1
SB-70	Trichloroethene	0.0042	2	Soil	0
SB-71	Trichloroethene	0.0052	1	Soil	0
SB-71	Trichloroethene	0.0047	2	Soil	1
SB-72	Trichloroethene	0.0041	2	Soil	0
SB-75	Trichloroethene	0.0077	2	Soil	1
SB-77	Trichloroethene	0.0051	2	Soil	0
SB-78	Trichloroethene	0.0031	2	Soil	0
SCS-1	Trichloroethene	0.015000001	1	Soil	1
SCS-1	Trichloroethene	0.0034	2	Soil	0
SCS-14	Trichloroethene	0.034000002	1	Soil	1
SCS-14	Trichloroethene	0.050000001	2	Soil	1
SCS-15	Trichloroethene	0.150000006	1	Soil	1
SCS-15	Trichloroethene	0.170000002	2	Soil	1
SCS-16	Trichloroethene	1.300000072	1	Soil	1
SCS-16	Trichloroethene	0.0048	2	Soil	1
SCS-17	Trichloroethene	0.094000004	1	Soil	1
SCS-17	Trichloroethene	0.670000017	2	Soil	1
SCS-18	Trichloroethene	0.950000048	1	Soil	1
SCS-18	Trichloroethene	0.056000002	2	Soil	1
SCS-19	Trichloroethene	0.570000052	1	Soil	1
SCS-19	Trichloroethene	0.016000001	2	Soil	1
SCS-3	Trichloroethene	0.0038	1	Soil	0
SCS-3	Trichloroethene	0.0039	2	Soil	0
SCS-6	Trichloroethene	0.0032	1	Soil	0
SCS-6	Trichloroethene	0.015000001	2	Soil	1
SCS-8	Trichloroethene	0.0039	1	Soil	0
SCS-8	Trichloroethene	0.0025	2	Soil	0
SCS-9	Trichloroethene	0.0038	1	Soil	0
SCS-9	Trichloroethene	0.0045	2	Soil	0
SCS-10	Trichloroethene	0.014	1	Soil	1
SCS-10	Trichloroethene	0.081	2	Soil	1
SCS-11	Trichloroethene	0.008800001	1	Soil	1
SCS-11	Trichloroethene	0.045000002	2	Soil	1
SCS-12	Trichloroethene	0.011000001	1	Soil	1
SCS-12	Trichloroethene	0.049000002	2	Soil	1
SCS-2	Trichloroethene	0.0035	1	Soil	0
SCS-2	Trichloroethene	0.0077	2	Soil	1
SCS-4	Trichloroethene	0.0034	1	Soil	0

SCS-4	Trichloroethene	0.0047	1	Soil	0
SCS-5	Trichloroethene	0.005	1	Soil	1
SCS-5	Trichloroethene	0.034000002	2	Soil	1
SCS-7	Trichloroethene	0.210000008	1	Soil	0
SCS-7	Trichloroethene	0.037	2	Soil	1
HA-1	Trichloroethene	0	1	Soil	0
HA-2	Trichloroethene	0.00426	1	Soil	0
S-2	Trichloroethene	0.24000001	1	Soil	1
S-5	Trichloroethene	0.430000007	1	Soil	1

UCL Statistics for Data Sets with Non-Detects

User Selected Options	
Date/Time of Computation	ProUCL 5.15/18/2018 1:56:26 PM
From File	Soil_TCE_0-2.xls
Full Precision	OFF
Confidence Coefficient	95%
Number of Bootstrap Operations	2000

val

General Statistics

Total Number of Observations	57	Number of Distinct Observations	50
Number of Detects	35	Number of Non-Detects	22
Number of Distinct Detects	32	Number of Distinct Non-Detects	19
Minimum Detect	0.0047	Minimum Non-Detect	0
Maximum Detect	3.4	Maximum Non-Detect	0.21
Variance Detects	0.485	Percent Non-Detects	38.6%
Mean Detects	0.353	SD Detects	0.696
Median Detects	0.049	CV Detects	1.975
Skewness Detects	3.067	Kurtosis Detects	10.76

Normal GOF Test on Detects Only

Shapiro Wilk Test Statistic	0.569	**Shapiro Wilk GOF Test**
5% Shapiro Wilk Critical Value	0.934	Detected Data Not Normal at 5% Significance Level
Lilliefors Test Statistic	0.318	**Lilliefors GOF Test**
5% Lilliefors Critical Value	0.148	Detected Data Not Normal at 5% Significance Level

Detected Data Not Normal at 5% Significance Level

Kaplan-Meier (KM) Statistics using Normal Critical Values and other Nonparametric UCLs

KM Mean	0.217	KM Standard Error of Mean	0.0758
KM SD	0.564	95% KM (BCA) UCL	0.346
95% KM (t) UCL	0.344	95% KM (Percentile Bootstrap) UCL	0.346
95% KM (z) UCL	0.342	95% KM Bootstrap t UCL	0.441
90% KM Chebyshev UCL	0.444	95% KM Chebyshev UCL	0.547
97.5% KM Chebyshev UCL	0.691	99% KM Chebyshev UCL	0.971

Gamma GOF Tests on Detected Observations Only

A-D Test Statistic	1.773	**Anderson-Darling GOF Test**
5% A-D Critical Value	0.836	Detected Data Not Gamma Distributed at 5% Significance Level
K-S Test Statistic	0.2	**Kolmogorov-Smirnov GOF**

5% K-S Critical Value	0.159	Detected Data Not Gamma Distributed at 5% Significance Level	

Detected Data Not Gamma Distributed at 5% Significance Level

Gamma Statistics on Detected Data Only

k hat (MLE)	0.394	k star (bias corrected MLE)	0.379
Theta hat (MLE)	0.896	Theta star (bias corrected MLE)	0.93
nu hat (MLE)	27.56	nu star (bias corrected)	26.53
Mean (detects)	0.353		

Estimates of Gamma Parameters using KM Estimates

Mean (KM)	0.217	SD (KM)	0.564
Variance (KM)	0.318	SE of Mean (KM)	0.0758
k hat (KM)	0.148	k star (KM)	0.152
nu hat (KM)	16.85	nu star (KM)	17.29
theta hat (KM)	1.468	theta star (KM)	1.43
80% gamma percentile (KM)	0.238	90% gamma percentile (KM)	0.644
95% gamma percentile (KM)	1.191	99% gamma percentile (KM)	2.775

Gamma Kaplan-Meier (KM) Statistics

		Adjusted Level of Significance (β)	0.0458
Approximate Chi Square Value (17.29, α)	8.882	Adjusted Chi Square Value (17.29, β)	8.725
95% Gamma Approximate KM-UCL (use when n>=50)	0.422	95% Gamma Adjusted KM-UCL (use when n<50)	0.43

Statistics using KM estimates on Logged Data and Assuming Lognormal Distribution

KM Mean (logged)	N/A	KM Geo Mean	N/A
KM SD (logged)	N/A	95% Critical H Value (KM-Log)	N/A
KM Standard Error of Mean (logged)	N/A	95% H-UCL (KM -Log)	N/A
KM SD (logged)	N/A	95% Critical H Value (KM-Log)	N/A
KM Standard Error of Mean (logged)	N/A		

DL/2 Statistics

Mean in Original Scale	0.219	SD in Original Scale	0.569
95% t UCL (Assumes normality)	0.345		

DL/2 is not a recommended method, provided for comparisons and historical reasons

Nonparametric Distribution Free UCL Statistics

Data do not follow a Discernible Distribution at 5% Significance Level

Suggested UCL to Use

99% KM (Chebyshev) UCL	0.971

Note: Suggestions regarding the selection of a 95% UCL are provided to help the user to select the most appropriate 95% UCL.

Recommendations are based upon data size, data distribution, and skewness.

These recommendations are based upon the results of the simulation studies summarized in Singh, Maichle, and Lee (2006).

However, simulations results will not cover all Real World data sets; for additional insight the user may want to consult a statistician.

TCE- Soil 2-5 ft bgs using post-SVE data

LOCATION	Parameter	val	D2	Matrix	D_val
SB-30	Trichloroethene	2.599999905	4	Soil	1
SB-33	Trichloroethene	29	4	Soil	1
SB-34	Trichloroethene	20	4	Soil	1
SB-51	Trichloroethene	0.0046	4	Soil	0
SB-53	Trichloroethene	6	4	Soil	1
SB-54	Trichloroethene	9.600000381	4	Soil	1
SB-57	Trichloroethene	0.061000001	4	Soil	1
SB-62	Trichloroethene	0.015	4	Soil	1
SB-58	Trichloroethene	1.700000048	4	Soil	1
SB-63	Trichloroethene	0.011	4	Soil	1
SB-64	Trichloroethene	0.0039	4	Soil	0
SB-67	Trichloroethene	0.0041	4	Soil	0
SB-74	Trichloroethene	0.170000002	4	Soil	1
SB-76	Trichloroethene	0.0052	4	Soil	0
SB-79	Trichloroethene	0.0049	3	Soil	0
SB-80	Trichloroethene	0.0047	3	Soil	0
SA-3	Trichloroethene	14	5	Soil	1
SA-4	Trichloroethene	7.5	4	Soil	1
SA-5	Trichloroethene	0.068000004	5	Soil	1
SA-8	Trichloroethene	0.0038	5	Soil	0
SA-9	Trichloroethene	0.689999998	5	Soil	1
SCS-13	Trichloroethene	0.0087	4	Soil	1
SCS-1	Trichloroethene	0.0069	4	Soil	1
SCS-14	Trichloroethene	0.0034	5	Soil	0
SCS-15	Trichloroethene	0.0055	4	Soil	1
SCS-16	Trichloroethene	0.004900001	4	Soil	1
SCS-17	Trichloroethene	0.019000001	4	Soil	1
SCS-18	Trichloroethene	0.004	4	Soil	0
SCS-19	Trichloroethene	0.004	4	Soil	0
SCS-3	Trichloroethene	0.0042	4	Soil	0
SCS-6	Trichloroethene	0.0035	4	Soil	0
SCS-8	Trichloroethene	0.0035	4	Soil	0
SCS-9	Trichloroethene	0.0038	4	Soil	0
SCS-10	Trichloroethene	0.0092	4	Soil	1
SCS-11	Trichloroethene	0.007	4	Soil	1
SCS-12	Trichloroethene	0.0042	4	Soil	0
SCS-2	Trichloroethene	0.0041	4	Soil	0
SCS-4	Trichloroethene	0.0038	4	Soil	0
SCS-5	Trichloroethene	0.0075	4	Soil	1
SCS-7	Trichloroethene	0.170000002	4	Soil	1
HA-1	Trichloroethene	0.016100001	4	Soil	1
HA-2	Trichloroethene	0.00587	4	Soil	0
S-11	Trichloroethene	0.870000064	2.5	Soil	1
S-12	Trichloroethene		2.5	Soil	0
S-12	Trichloroethene		5	Soil	0
S-13	Trichloroethene	2.600000143	2.5	Soil	1
S-13	Trichloroethene	0.210000008	5	Soil	1
S-16	Trichloroethene	2.900000095	5	Soil	1
S-17	Trichloroethene	2.200000048	2.5	Soil	1

S-18	Trichloroethene		2.5	Soil	0
S-20	Trichloroethene	0.052000001	2.5	Soil	1
SB-10	Trichloroethene	0.00335	4	Soil	0
SB-11	Trichloroethene	0.011	4	Soil	1
SB-12	Trichloroethene	0.0039	4	Soil	0
SB-13	Trichloroethene	0	4	Soil	0
SB-14	Trichloroethene	0.007	4	Soil	1
SB-1	Trichloroethene	0	5	Soil	0
SB-15	Trichloroethene	3.589999914	4	Soil	1
SB-16	Trichloroethene	0.0032	4	Soil	0
SB-17	Trichloroethene	0.0167	4	Soil	1
SB-18	Trichloroethene	0	4	Soil	0
SB-23	Trichloroethene	0.263999999	4	Soil	1
SB-2	Trichloroethene	0.063299999	4	Soil	1
SB-24	Trichloroethene	0.00295	4	Soil	0
SB-29	Trichloroethene	0.0288	4	Soil	1
SB-3	Trichloroethene	0.0197	4	Soil	1
SB-4	Trichloroethene	0.023	4	Soil	1
SB-5	Trichloroethene	0.0107	4	Soil	1
SB-6	Trichloroethene	0.82099998	4	Soil	1
SB-8	Trichloroethene	5.519999981	4	Soil	1
SB-9	Trichloroethene	0.00417	4	Soil	1

UCL Statistics for Data Sets with Non-Detects

User Selected Options	
Date/Time of Computation	ProUCL 5.15/18/2018 3:16:40 PM
From File	Soil_TCE_2-5.xls
Full Precision	OFF
Confidence Coefficient	95%
Number of Bootstrap Operations	2000

val

General Statistics

Total Number of Observations	68	Number of Distinct Observations	56
		Number of Missing Observations	3
Number of Detects	43	Number of Non-Detects	25
Number of Distinct Detects	40	Number of Distinct Non-Detects	16
Minimum Detect	0.00417	Minimum Non-Detect	0
Maximum Detect	29	Maximum Non-Detect	0.00587
Variance Detects	33.59	Percent Non-Detects	36.76%
Mean Detects	2.579	SD Detects	5.795
Median Detects	0.0633	CV Detects	2.247
Skewness Detects	3.245	Kurtosis Detects	11.4

Normal GOF Test on Detects Only

Shapiro Wilk Test Statistic	0.522	**Shapiro Wilk GOF Test**	
5% Shapiro Wilk Critical Value	0.943	Detected Data Not Normal at 5% Significance Level	
Lilliefors Test Statistic	0.328	**Lilliefors GOF Test**	
5% Lilliefors Critical Value	0.134	Detected Data Not Normal at 5% Significance Level	

Detected Data Not Normal at 5% Significance Level

Kaplan-Meier (KM) Statistics using Normal Critical Values and other Nonparametric UCLs

KM Mean	1.631	KM Standard Error of Mean	0.579
KM SD	4.721	95% KM (BCA) UCL	2.903
95% KM (t) UCL	2.597	95% KM (Percentile Bootstrap) UCL	2.607
95% KM (z) UCL	2.584	95% KM Bootstrap t UCL	3.388
90% KM Chebyshev UCL	3.369	95% KM Chebyshev UCL	4.156
97.5% KM Chebyshev UCL	5.248	99% KM Chebyshev UCL	7.395

Gamma GOF Tests on Detected Observations Only

A-D Test Statistic	2.561	**Anderson-Darling GOF Test**	
5% A-D Critical Value	0.886	Detected Data Not Gamma Distributed at 5% Significance Level	
K-S Test Statistic	0.219	**Kolmogorov-Smirnov GOF**	
5% K-S Critical Value	0.148	Detected Data Not Gamma Distributed at 5% Significance Level	

Detected Data Not Gamma Distributed at 5% Significance Level

Gamma Statistics on Detected Data Only

k hat (MLE)	0.248	k star (bias corrected MLE)	0.246
Theta hat (MLE)	10.39	Theta star (bias corrected MLE)	10.46
nu hat (MLE)	21.35	nu star (bias corrected)	21.2
Mean (detects)	2.579		

Estimates of Gamma Parameters using KM Estimates

Mean (KM)	1.631	SD (KM)	4.721
Variance (KM)	22.29	SE of Mean (KM)	0.579
k hat (KM)	0.119	k star (KM)	0.124
nu hat (KM)	16.22	nu star (KM)	16.84
theta hat (KM)	13.67	theta star (KM)	13.17
80% gamma percentile (KM)	1.481	90% gamma percentile (KM)	4.659
95% gamma percentile (KM)	9.266	99% gamma percentile (KM)	23.22

Gamma Kaplan-Meier (KM) Statistics

		Adjusted Level of Significance (β)	0.0465
Approximate Chi Square Value (16.84, α)	8.559	Adjusted Chi Square Value (16.84, β)	8.431
95% Gamma Approximate KM-UCL (use when n>=50)	3.209	95% Gamma Adjusted KM-UCL (use when n<50)	3.257

Statistics using KM estimates on Logged Data and Assuming Lognormal Distribution

KM Mean (logged)	N/A	KM Geo Mean	N/A
KM SD (logged)	N/A	95% Critical H Value (KM-Log)	N/A
KM Standard Error of Mean (logged)	N/A	95% H-UCL (KM -Log)	N/A
KM SD (logged)	N/A	95% Critical H Value (KM-Log)	N/A
KM Standard Error of Mean (logged)	N/A		

DL/2 Statistics

Mean in Original Scale	1.631	SD in Original Scale	4.756
95% t UCL (Assumes normality)	2.593		

DL/2 is not a recommended method, provided for comparisons and historical reasons

Nonparametric Distribution Free UCL Statistics

Data do not follow a Discernible Distribution at 5% Significance Level

Suggested UCL to Use

99% KM (Chebyshev) UCL	7.395

Note: Suggestions regarding the selection of a 95% UCL are provided to help the user to select the most appropriate 95% UCL.

Recommendations are based upon data size, data distribution, and skewness.

These recommendations are based upon the results of the simulation studies summarized in Singh, Maichle, and Lee (2006).

However, simulations results will not cover all Real World data sets; for additional insight the user may want to consult a statistician.

TCE- Soil 5-10 ft bgs using post-SVE data

LOCATION	Parameter	val	D2	Matrix	D_val
SB-30	Trichloroethene	55	10	Soil	1
SB-33	Trichloroethene	21	10	Soil	1
SB-34	Trichloroethene	41	10	Soil	1
SB-51	Trichloroethene	0.0059	10	Soil	0
SB-52	Trichloroethene	11	8	Soil	1
SB-53	Trichloroethene	2.3	8	Soil	1
SB-54	Trichloroethene	0.51	10	Soil	1
SB-55	Trichloroethene	0.17	8	Soil	0
SB-56	Trichloroethene	0.083	10	Soil	1
SB-57	Trichloroethene	0.4	8	Soil	1
SB-58	Trichloroethene	1.5	6	Soil	1
SB-59	Trichloroethene	8.9	10	Soil	1
SB-61	Trichloroethene	16	10	Soil	1
SB-62	Trichloroethene	0.0054	8	Soil	0
SB-63	Trichloroethene	0.1	10	Soil	1
SB-64	Trichloroethene	0.0045	8	Soil	0
SB-66	Trichloroethene	0.0047	6	Soil	0
SB-67	Trichloroethene	0.0047	6	Soil	0
SB-68	Trichloroethene	0.051	10	Soil	1
SB-69	Trichloroethene	2.4	6	Soil	1
SB-70	Trichloroethene	0.0036	8	Soil	0
SB-71	Trichloroethene	0.21	8	Soil	0
SB-72	Trichloroethene	0.024	10	Soil	1
SB-73	Trichloroethene	0.015	10	Soil	1
SB-73	Trichloroethene	0.02	6	Soil	1
SB-74	Trichloroethene	9.5	6	Soil	1
SB-75	Trichloroethene	0.0092	8	Soil	1
SB-76	Trichloroethene	0.0036	10	Soil	0
SB-77	Trichloroethene	0.0041	8	Soil	0
SB-78	Trichloroethene	0.0042	10	Soil	0
SB-79	Trichloroethene	0.004	9	Soil	0
SB-80	Trichloroethene	0.0048	6	Soil	0
SA-3	Trichloroethene	27	10	Soil	1
SA-4	Trichloroethene	7.6	10	Soil	1
SA-5	Trichloroethene	0.15	10	Soil	1
SA-8	Trichloroethene	0.0031	8	Soil	1
SA-9	Trichloroethene	5	9	Soil	1
SCS-13	Trichloroethene	0.005	8	Soil	0
SCS-14	Trichloroethene	0.0039	7	Soil	0
SCS-15	Trichloroethene	0.004	10	Soil	0
SCS-16	Trichloroethene	0.0035	8	Soil	0
SCS-17	Trichloroethene	0.0042	8	Soil	1
SCS-1	Trichloroethene	0.0034	8	Soil	0
SCS-18	Trichloroethene	0.0053	8	Soil	0
SCS-19	Trichloroethene	0.0038	8	Soil	1
SCS-3	Trichloroethene	0.0037	8	Soil	0
SCS-6	Trichloroethene	0.0066	8	Soil	1
SCS-8	Trichloroethene	0.0038	8	Soil	0
SCS-9	Trichloroethene	0.0034	8	Soil	0
SCS-10	Trichloroethene	0.015	8	Soil	1
SCS-11	Trichloroethene	0.015	8	Soil	1

SCS-12	Trichloroethene	0.011	8	Soil	1
SCS-2	Trichloroethene	0.0037	8	Soil	0
SCS-4	Trichloroethene	0.0037	8	Soil	0
SCS-5	Trichloroethene	0.0037	8	Soil	0
SCS-7	Trichloroethene	3.1	8	Soil	1
S-13	Trichloroethene	0.092	10	Soil	1
S-13	Trichloroethene	0.33	7.5	Soil	1
S-3	Trichloroethene	4	6	Soil	1
S-3	Trichloroethene	0.55	8	Soil	1
SB-10	Trichloroethene	0.00325	6	Soil	0
SB-11	Trichloroethene	0.053	8	Soil	1
SB-12	Trichloroethene	0.0046	6	Soil	0
SB-13	Trichloroethene	0.00363	8	Soil	0
SB-14	Trichloroethene	0.00664	10	Soil	1
SB-15	Trichloroethene	6.56	8	Soil	1
SB-16	Trichloroethene	0.00443	8	Soil	0
SB-17	Trichloroethene	0.0041	8	Soil	0
SB-18	Trichloroethene	0.816	6	Soil	1
SB-1	Trichloroethene	0.00977	9	Soil	1
SB-23	Trichloroethene	0.00322	8	Soil	0
SB-24	Trichloroethene	0.0352	8	Soil	1
SB-2	Trichloroethene	0.0658	8	Soil	1
SB-28	Trichloroethene	0.0113	8	Soil	1
SB-29	Trichloroethene	0.243	8	Soil	1
SB-3	Trichloroethene	0.016	8	Soil	1
SB-4	Trichloroethene	0.00936	10	Soil	1
SB-5	Trichloroethene	0.00441	10	Soil	0
SB-6	Trichloroethene	0.326	8	Soil	1
SB-8	Trichloroethene	3.84	8	Soil	1
SB-9	Trichloroethene	0	10	Soil	0

UCL Statistics for Data Sets with Non-Detects

User Selected Options	
Date/Time of Computation	ProUCL 5.15/18/2018 3:35:55 PM
From File	Soil_TCE_5-10.xls
Full Precision	OFF
Confidence Coefficient	95%
Number of Bootstrap Operations	2000

val

General Statistics

Total Number of Observations	81	Number of Distinct Observations	70
Number of Detects	48	Number of Non-Detects	33
Number of Distinct Detects	47	Number of Distinct Non-Detects	25
Minimum Detect	0.0031	Minimum Non-Detect	0
Maximum Detect	55	Maximum Non-Detect	0.21
Variance Detects	117.1	Percent Non-Detects	40.74%
Mean Detects	4.785	SD Detects	10.82
Median Detects	0.197	CV Detects	2.262
Skewness Detects	3.293	Kurtosis Detects	11.65

Normal GOF Test on Detects Only

Shapiro Wilk Test Statistic	0.517	**Shapiro Wilk GOF Test**	
5% Shapiro Wilk Critical Value	0.947	Detected Data Not Normal at 5% Significance Level	
Lilliefors Test Statistic	0.329	**Lilliefors GOF Test**	
5% Lilliefors Critical Value	0.127	Detected Data Not Normal at 5% Significance Level	

Detected Data Not Normal at 5% Significance Level

Kaplan-Meier (KM) Statistics using Normal Critical Values and other Nonparametric UCLs

KM Mean	2.837	KM Standard Error of Mean	0.963
KM SD	8.572	95% KM (BCA) UCL	4.485
95% KM (t) UCL	4.438	95% KM (Percentile Bootstrap) UCL	4.572
95% KM (z) UCL	4.42	95% KM Bootstrap t UCL	5.503
90% KM Chebyshev UCL	5.724	95% KM Chebyshev UCL	7.032
97.5% KM Chebyshev UCL	8.848	99% KM Chebyshev UCL	12.41

Gamma GOF Tests on Detected Observations Only

A-D Test Statistic	2.092	**Anderson-Darling GOF Test**	
5% A-D Critical Value	0.891	Detected Data Not Gamma Distributed at 5% Significance Level	
K-S Test Statistic	0.174	**Kolmogorov-Smirnov GOF**	
5% K-S Critical Value	0.141	Detected Data Not Gamma Distributed at 5% Significance Level	

Detected Data Not Gamma Distributed at 5% Significance Level

Gamma Statistics on Detected Data Only

k hat (MLE)	0.242	k star (bias corrected MLE)	0.241
Theta hat (MLE)	19.73	Theta star (bias corrected MLE)	19.84
nu hat (MLE)	23.28	nu star (bias corrected)	23.16
Mean (detects)	4.785		

Estimates of Gamma Parameters using KM Estimates

Mean (KM)	2.837	SD (KM)	8.572
Variance (KM)	73.48	SE of Mean (KM)	0.963
k hat (KM)	0.11	k star (KM)	0.114
nu hat (KM)	17.74	nu star (KM)	18.42
theta hat (KM)	25.9	theta star (KM)	24.95
80% gamma percentile (KM)	2.335	90% gamma percentile (KM)	7.91
95% gamma percentile (KM)	16.29	99% gamma percentile (KM)	42.22

Gamma Kaplan-Meier (KM) Statistics

		Adjusted Level of Significance (β)	0.047
Approximate Chi Square Value (18.42, α)	9.692	Adjusted Chi Square Value (18.42, β)	9.577
95% Gamma Approximate KM-UCL (use when n>=50)	5.39	95% Gamma Adjusted KM-UCL (use when n<50)	5.454

Statistics using KM estimates on Logged Data and Assuming Lognormal Distribution

KM Mean (logged)	N/A	KM Geo Mean	N/A
KM SD (logged)	N/A	95% Critical H Value (KM-Log)	N/A
KM Standard Error of Mean (logged)	N/A	95% H-UCL (KM -Log)	N/A
KM SD (logged)	N/A	95% Critical H Value (KM-Log)	N/A
KM Standard Error of Mean (logged)	N/A		

DL/2 Statistics

Mean in Original Scale	2.839	SD in Original Scale	8.625
95% t UCL (Assumes normality)	4.433		

DL/2 is not a recommended method, provided for comparisons and historical reasons

Nonparametric Distribution Free UCL Statistics

Data do not follow a Discernible Distribution at 5% Significance Level

Suggested UCL to Use

99% KM (Chebyshev) UCL	12.41

Note: Suggestions regarding the selection of a 95% UCL are provided to help the user to select the most appropriate 95% UCL.

Recommendations are based upon data size, data distribution, and skewness.

These recommendations are based upon the results of the simulation studies summarized in Singh, Maichle, and Lee (2006).

However, simulations results will not cover all Real World data sets; for additional insight the user may want to consult a statistician.

TCE- Soil 10-15 ft bgs using post-SVE data

LOCATION	Parameter	val	D2	Matrix	D_val
SB-30	Trichloroethene	88	14	Soil	1
SB-33	Trichloroethene	52	14	Soil	1
SB-34	Trichloroethene	62	14	Soil	1
SB-51	Trichloroethene	0.0054	15	Soil	0
SB-52	Trichloroethene	7.199999809	14	Soil	1
SB-53	Trichloroethene	1.799999952	12	Soil	1
SB-54	Trichloroethene	0.939999998	12	Soil	1
SB-55	Trichloroethene	0.150000006	14	Soil	1
SB-56	Trichloroethene	0.360000014	14	Soil	1
SB-58	Trichloroethene	0.819999993	12	Soil	1
SB-61	Trichloroethene	26	14	Soil	1
SB-62	Trichloroethene	0.024	12	Soil	1
SB-63	Trichloroethene	0.49000001	14	Soil	1
SB-64	Trichloroethene	0.0037	14	Soil	0
SB-66	Trichloroethene	0.0041	12	Soil	0
SB-67	Trichloroethene	0.0034	12	Soil	0
SB-68	Trichloroethene	0.310000002	14	Soil	1
SB-70	Trichloroethene	0.0039	14	Soil	0
SB-71	Trichloroethene	0.150000006	12	Soil	1
SB-72	Trichloroethene	0.0049	14	Soil	0
SB-74	Trichloroethene	1.700000048	14	Soil	1
SB-75	Trichloroethene	0.0068	12	Soil	1
SB-76	Trichloroethene	0.0039	14	Soil	0
SB-77	Trichloroethene	0.0037	14	Soil	0
SB-78	Trichloroethene	0.0096	14	Soil	1
SB-80	Trichloroethene	0.0045	12	Soil	0
SA-3	Trichloroethene	21	15	Soil	1
SA-4	Trichloroethene	5.599999905	15	Soil	1
SA-5	Trichloroethene	0.170000002	12	Soil	1
SA-8	Trichloroethene	0.086999997	14	Soil	1
SA-9	Trichloroethene	4.699999809	12	Soil	1
SCS-14	Trichloroethene	0.007800001	12	Soil	1
SCS-15	Trichloroethene	0.009300001	14	Soil	1
SCS-16	Trichloroethene	0.012	12	Soil	1
SCS-17	Trichloroethene	0.045000002	13	Soil	1
SCS-18	Trichloroethene	0.0031	13	Soil	0
SCS-19	Trichloroethene	0.0037	13	Soil	0
SCS-3	Trichloroethene	0.0035	13	Soil	0
SCS-6	Trichloroethene	0.007800001	13	Soil	1
SCS-8	Trichloroethene	0.0037	13	Soil	0
SCS-9	Trichloroethene	0.0037	13	Soil	0
SCS-10	Trichloroethene	0.0036	13	Soil	0
SCS-11	Trichloroethene	0.017000001	13	Soil	1
SCS-1	Trichloroethene	0.0037	13	Soil	0
SCS-12	Trichloroethene	0.0044	13	Soil	0
SCS-2	Trichloroethene	0.0033	13	Soil	0
SCS-4	Trichloroethene	0.0032	13	Soil	0
SCS-5	Trichloroethene	0.0037	13	Soil	0
SCS-7	Trichloroethene	0.0064	13	Soil	0

S-16	Trichloroethene	0.690000057	15	Soil	1
SB-10	Trichloroethene	0.00422	12	Soil	0
SB-11	Trichloroethene	0.071900003	14	Soil	1
SB-1	Trichloroethene	0.838999987	12	Soil	1
SB-12	Trichloroethene	0.00426	14	Soil	0
SB-13	Trichloroethene	0.00399	12	Soil	0
SB-14	Trichloroethene	2.5	14	Soil	1
SB-15	Trichloroethene	37	12	Soil	1
SB-16	Trichloroethene	0.00593	12	Soil	1
SB-17	Trichloroethene	0.00403	12	Soil	0
SB-2	Trichloroethene	0.083700001	12	Soil	1
SB-23	Trichloroethene	1.169999957	13	Soil	1
SB-24	Trichloroethene	0.252999991	14	Soil	1
SB-28	Trichloroethene	0.00874	14	Soil	1
SB-29	Trichloroethene	1.980000019	14	Soil	1
SB-3	Trichloroethene	0.324999988	14	Soil	1
SB-4	Trichloroethene	0.00953	14	Soil	1
SB-5	Trichloroethene	0.00471	14	Soil	0
SB-6	Trichloroethene	0.166999996	12	Soil	1
SB-8	Trichloroethene	1.649999976	14	Soil	1
SB-9	Trichloroethene	0.00351	12	Soil	0

UCL Statistics for Data Sets with Non-Detects

User Selected Options	
Date/Time of Computation	ProUCL 5.15/18/2018 3:15:43 PM
From File	Soil_TCE_10-15.xls
Full Precision	OFF
Confidence Coefficient	95%
Number of Bootstrap Operations	2000

val

General Statistics

Total Number of Observations	70	Number of Distinct Observations	62
Number of Detects	43	Number of Non-Detects	27
Number of Distinct Detects	41	Number of Distinct Non-Detects	21
Minimum Detect	0.00593	Minimum Non-Detect	0.0031
Maximum Detect	88	Maximum Non-Detect	0.0064
Variance Detects	345.7	Percent Non-Detects	38.57%
Mean Detects	7.45	SD Detects	18.59
Median Detects	0.325	CV Detects	2.496
Skewness Detects	3.093	Kurtosis Detects	9.617
Mean of Logged Detects	-1.021	SD of Logged Detects	2.831

Normal GOF Test on Detects Only

Shapiro Wilk Test Statistic	0.471	**Shapiro Wilk GOF Test**	
5% Shapiro Wilk Critical Value	0.943	Detected Data Not Normal at 5% Significance Level	
Lilliefors Test Statistic	0.396	**Lilliefors GOF Test**	
5% Lilliefors Critical Value	0.134	Detected Data Not Normal at 5% Significance Level	

Detected Data Not Normal at 5% Significance Level

Kaplan-Meier (KM) Statistics using Normal Critical Values and other Nonparametric UCLs

KM Mean	4.578	KM Standard Error of Mean	1.796
KM SD	14.85	95% KM (BCA) UCL	7.492
95% KM (t) UCL	7.572	95% KM (Percentile Bootstrap) UCL	7.712
95% KM (z) UCL	7.532	95% KM Bootstrap t UCL	9.171
90% KM Chebyshev UCL	9.966	95% KM Chebyshev UCL	12.41
97.5% KM Chebyshev UCL	15.79	99% KM Chebyshev UCL	22.45

Gamma GOF Tests on Detected Observations Only

A-D Test Statistic	2.452	**Anderson-Darling GOF Test**	
5% A-D Critical Value	0.892	Detected Data Not Gamma Distributed at 5% Significance Level	
K-S Test Statistic	0.203	**Kolmogorov-Smirnov GOF**	
5% K-S Critical Value	0.149	Detected Data Not Gamma Distributed at 5% Significance Level	

Detected Data Not Gamma Distributed at 5% Significance Level

Gamma Statistics on Detected Data Only

k hat (MLE)	0.237	k star (bias corrected MLE)	0.236
Theta hat (MLE)	31.49	Theta star (bias corrected MLE)	31.63
nu hat (MLE)	20.34	nu star (bias corrected)	20.26
Mean (detects)	7.45		

Gamma ROS Statistics using Imputed Non-Detects

GROS may not be used when data set has > 50% NDs with many tied observations at multiple DLs

GROS may not be used when kstar of detects is small such as <1.0, especially when the sample size is small (e.g., <15-20)

For such situations, GROS method may yield incorrect values of UCLs and BTVs

This is especially true when the sample size is small.

For gamma distributed detected data, BTVs and UCLs may be computed using gamma distribution on KM estimates

Minimum	0.00593	Mean	4.581
Maximum	88	Median	0.011
SD	14.96	CV	3.266
k hat (MLE)	0.189	k star (bias corrected MLE)	0.191
Theta hat (MLE)	24.22	Theta star (bias corrected MLE)	24.04
nu hat (MLE)	26.48	nu star (bias corrected)	26.67
Adjusted Level of Significance (β)	0.0466		
Approximate Chi Square Value (26.67, α)	15.9	Adjusted Chi Square Value (26.67, β)	15.72
95% Gamma Approximate UCL (use when n>=50)	7.685	95% Gamma Adjusted UCL (use when n<50)	7.77

Estimates of Gamma Parameters using KM Estimates

Mean (KM)	4.578	SD (KM)	14.85
Variance (KM)	220.6	SE of Mean (KM)	1.796
k hat (KM)	0.095	k star (KM)	0.1
nu hat (KM)	13.3	nu star (KM)	14.07
theta hat (KM)	48.18	theta star (KM)	45.57
80% gamma percentile (KM)	3.198	90% gamma percentile (KM)	12.21
95% gamma percentile (KM)	26.56	99% gamma percentile (KM)	72.55

Gamma Kaplan-Meier (KM) Statistics

Approximate Chi Square Value (14.07, α)	6.616	Adjusted Chi Square Value (14.07, β)	6.508
95% Gamma Approximate KM-UCL (use when n>=50)	9.732	95% Gamma Adjusted KM-UCL (use when n<50)	9.893

Lognormal GOF Test on Detected Observations Only

Shapiro Wilk Test Statistic	0.939	**Shapiro Wilk GOF Test**	

5% Shapiro Wilk Critical Value	0.943	Detected Data Not Lognormal at 5% Significance Level	
Lilliefors Test Statistic	0.0945	**Lilliefors GOF Test**	
5% Lilliefors Critical Value	0.134	Detected Data appear Lognormal at 5% Significance Level	

Detected Data appear Approximate Lognormal at 5% Significance Level

Lognormal ROS Statistics Using Imputed Non-Detects

Mean in Original Scale	4.577	Mean in Log Scale	-3.607
SD in Original Scale	14.96	SD in Log Scale	3.995
95% t UCL (assumes normality of ROS data)	7.558	95% Percentile Bootstrap UCL	7.853
95% BCA Bootstrap UCL	8.951	95% Bootstrap t UCL	9.986
95% H-UCL (Log ROS)	875.5		

Statistics using KM estimates on Logged Data and Assuming Lognormal Distribution

KM Mean (logged)	-2.855	KM Geo Mean	0.0576
KM SD (logged)	3.189	95% Critical H Value (KM-Log)	3.842
KM Standard Error of Mean (logged)	0.386	95% H-UCL (KM -Log)	40.58
KM SD (logged)	3.189	95% Critical H Value (KM-Log)	3.842
KM Standard Error of Mean (logged)	0.386		

DL/2 Statistics

DL/2 Normal		**DL/2 Log-Transformed**	
Mean in Original Scale	4.577	Mean in Log Scale	-3.029
SD in Original Scale	14.96	SD in Log Scale	3.377
95% t UCL (Assumes normality)	7.558	95% H-Stat UCL	76.81

DL/2 is not a recommended method, provided for comparisons and historical reasons

Nonparametric Distribution Free UCL Statistics

Detected Data appear Approximate Lognormal Distributed at 5% Significance Level

Suggested UCL to Use

95% KM (Chebyshev) UCL	12.41

Note: Suggestions regarding the selection of a 95% UCL are provided to help the user to select the most appropriate 95% UCL.

Recommendations are based upon data size, data distribution, and skewness.

These recommendations are based upon the results of the simulation studies summarized in Singh, Maichle, and Lee (2006).

However, simulations results will not cover all Real World data sets; for additional insight the user may want to consult a statistician.

APPENDIX I
Groundwater Chart Models

Average concentrations at each well in year specified. Error bars show standard deviation. Assumes 1/2 DL for non-detects at MW-47.

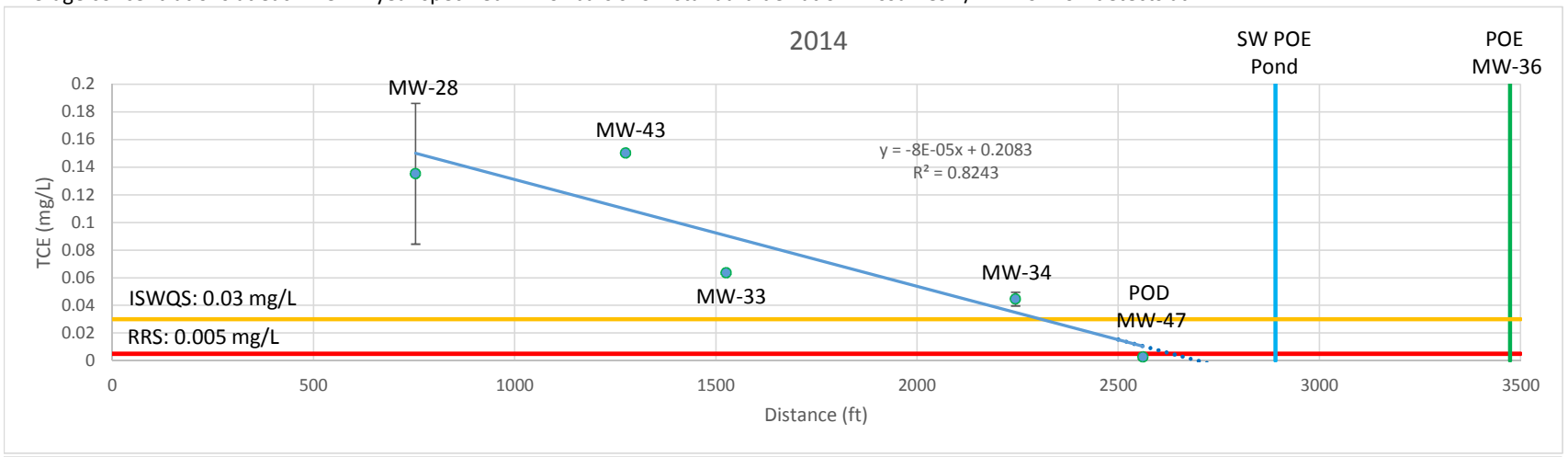

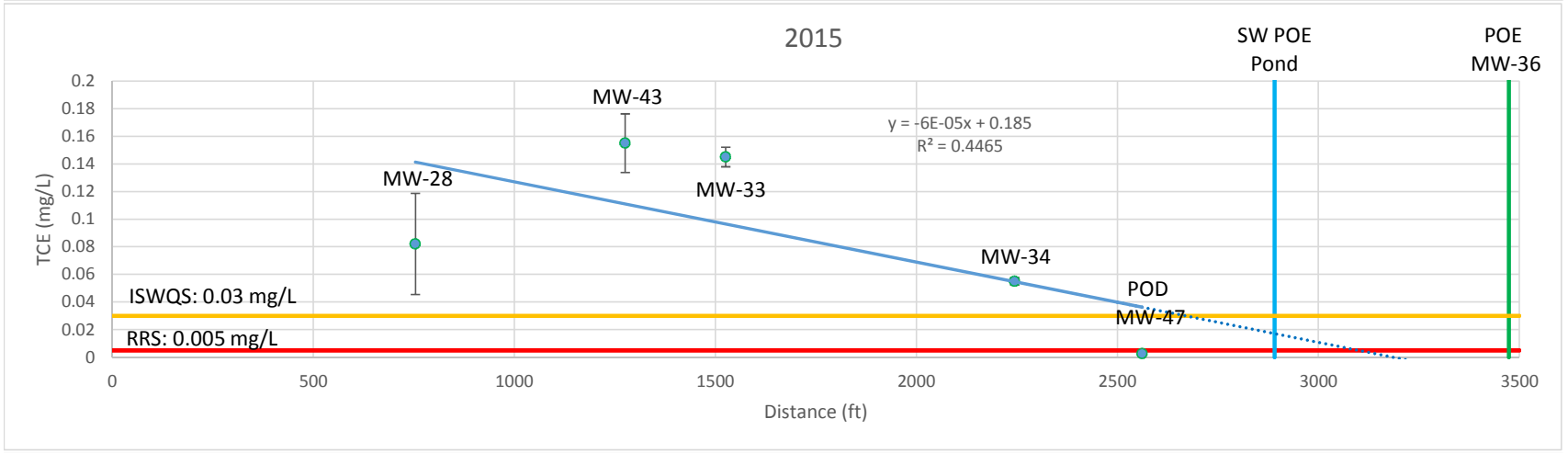

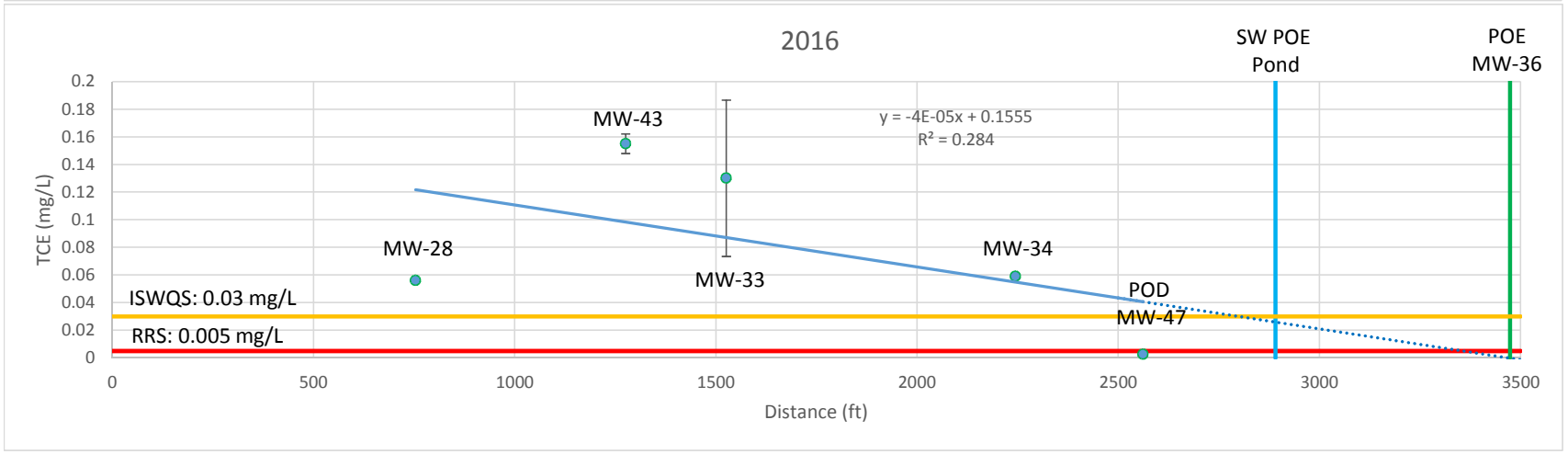

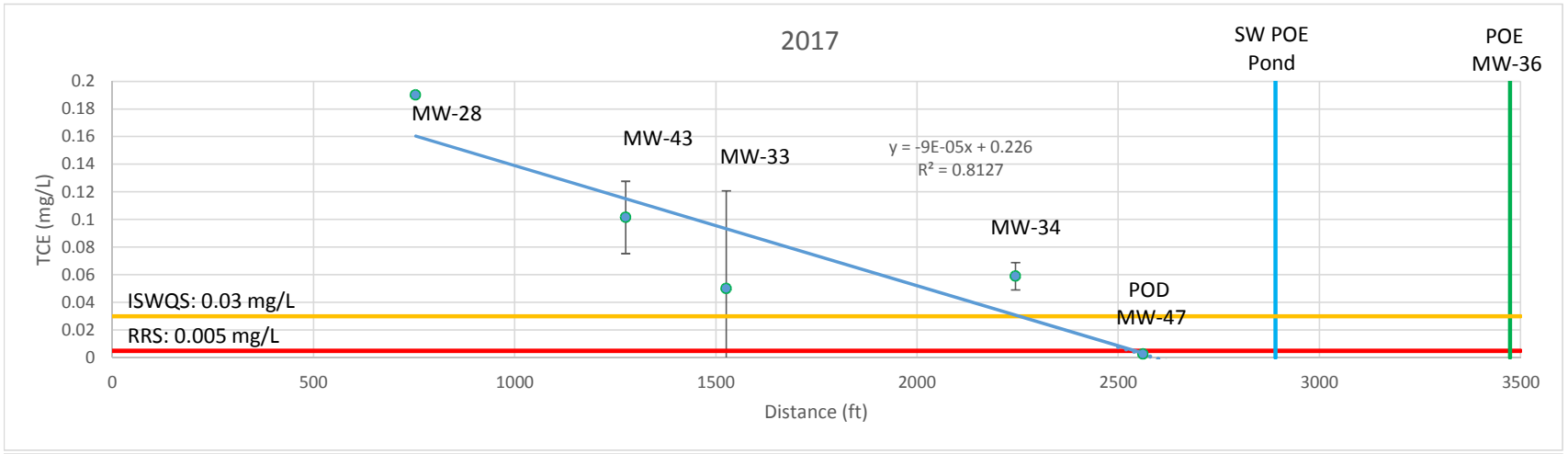
2017
SW POE
Pond
POE
MW-36
MW-28
MW-43
MW-33
y = -9E-05x + 0.226
R² = 0.8127
MW-34
POD
MW-47
ISWQS: 0.03 mg/L
RRS: 0.005 mg/L
TCE (mg/L)
Distance (ft)
0
0.02
0.04
0.06
0.08
0.1
0.12
0.14
0.16
0.18
0.2
0
500
1000
1500
2000
2500
3000
3500

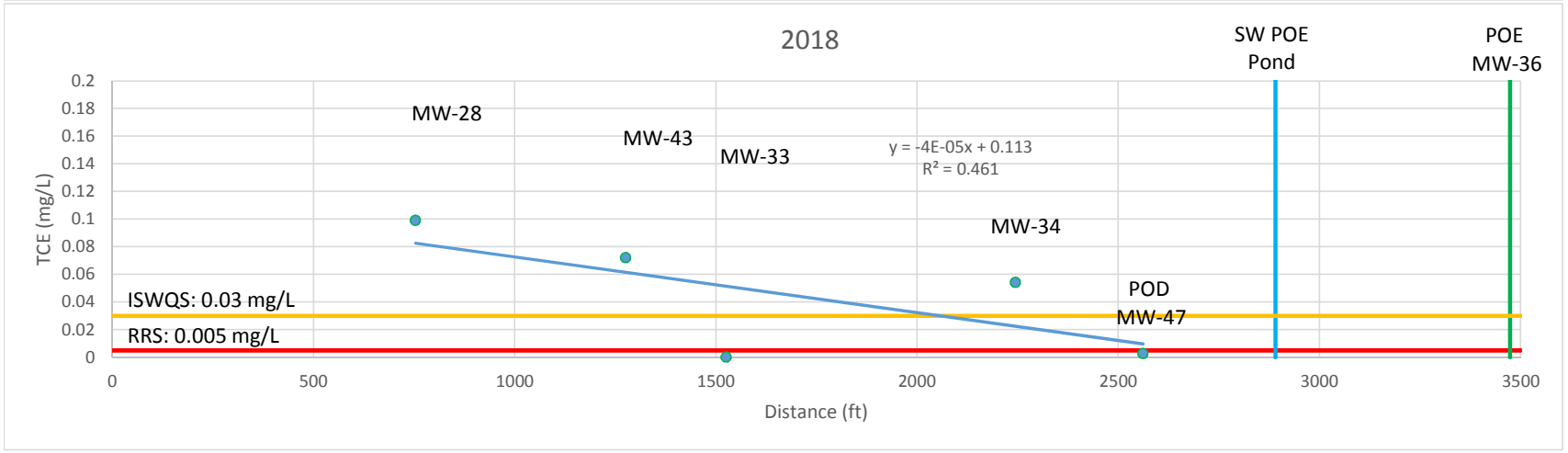
2018
SW POE
Pond
POE
MW-36
MW-28
MW-43
MW-33
y = -4E-05x + 0.113
R² = 0.461
MW-34
POD
MW-47
ISWQS: 0.03 mg/L
RRS: 0.005 mg/L
TCE (mg/L)
Distance (ft)
0
0.02
0.04
0.06
0.08
0.1
0.12
0.14
0.16
0.18
0.2
0
500
1000
1500
2000
2500
3000
3500

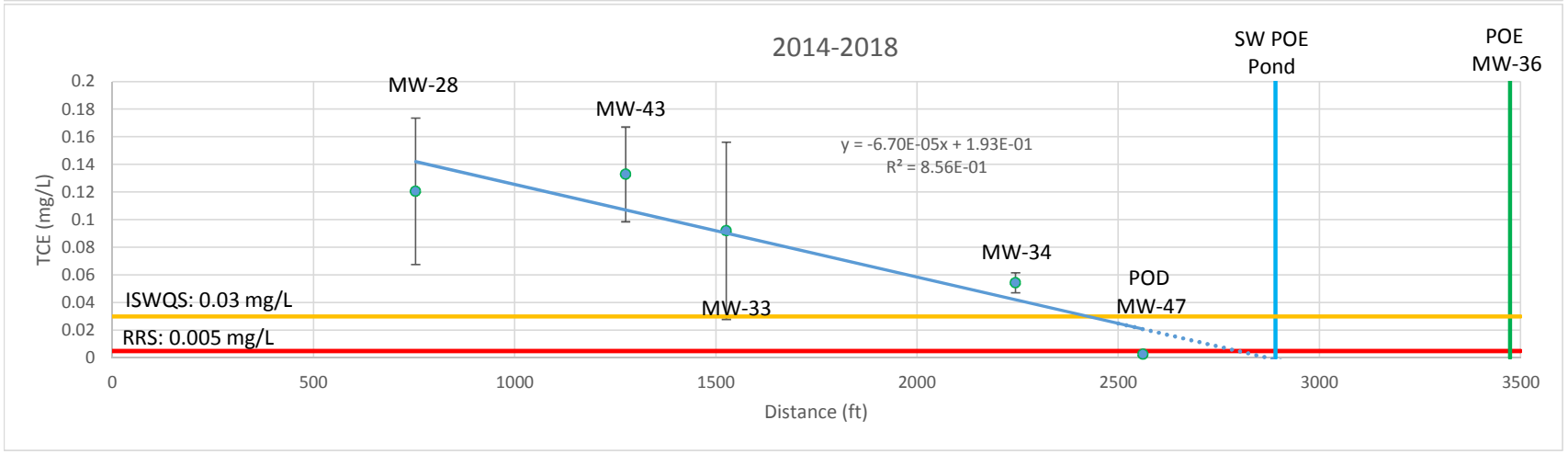
2014-2018
SW POE
Pond
POE
MW-36
MW-28
MW-43
y = -6.70E-05x + 1.93E-01
R² = 8.56E-01
MW-34
MW-33
POD
MW-47
ISWQS: 0.03 mg/L
RRS: 0.005 mg/L
TCE (mg/L)
Distance (ft)
0
0.02
0.04
0.06
0.08
0.1
0.12
0.14
0.16
0.18
0.2
0
500
1000
1500
2000
2500
3000
3500

APPENDIX J
Vapor Intrusion Evaluation

J1 VAPOR INTRUSION EVALUATION

J1.1 Overview

Vapor intrusion involves the migration of vapors from the subsurface (soil or groundwater), through the soil and into an overlying building. EPA's guidance[1] regarding vapor intrusion recommends collecting and weighing multiple lines of evidence when evaluating the potential risk due to vapor intrusion. EPA endorses the use of the Vapor Intrusion Screening Level (VISL) calculator for vapor intrusion evaluation. VISL is an online tool that provides generally recommended screening-level concentrations for groundwater, soil gas (exterior to buildings and sub-slab) and indoor air for specified target risk levels and exposure scenarios. The VISL online tool will also calculate excess lifetime cancer risk (ELCR) and hazard quotient (HQ) values due to concentrations observed in groundwater, soil gas, or indoor air. According to the EPA, the allowable risk range (ELCR) is 10^{-6} to 10^{-4}, and the allowable range for hazard is 0.1 - 3. This risk evaluation ultimately uses an allowable risk of 10^{-5} and a hazard quotient of 1 in accordance with EPD practices.

Elevated concentrations of VOCs are present in groundwater at the Site, which leads to the potential for vapor intrusion. Once vapors leave the groundwater, they migrate through the vadose zone. In this zone the soil gas can be sampled to determine if vapors are present. The vapors may then migrate through floor slabs and foundations into buildings. Indoor air samples can be collected to determine if vapors are present at potentially unsafe levels. Groundwater and soil gas samples have been collected at both the Facility and downgradient from the Facility. The downgradient area can be divided into the East area (east of Roberson Mill Road) and the West area (west of Roberson Mill Road). Impacted groundwater in the area west of Roberson Mill Road is beneath a substantial (> 40 ft) lens of clean water, and therefore, vapor intrusion is considered an incomplete pathway in this area.

The vapor intrusion screening process below compares maximum groundwater and soil gas concentrations to applicable VISL screening levels to determine chemicals-of-concern (COC) relating to vapor intrusion. For each COC, the 95% upper confidence limit on the mean (95% UCL)[2] of the constituent concentration within a given area, is used as the representative soil gas concentration for final VISL comparison.

---

[1] USEPA. 2015. OSWER Technical Guide for Assessing and Mitigating the Vapor Intrusion Pathway from Subsurface Vapor Sources to Indoor Air. June.

[2] Determined using EPA's ProUCL software

J1.1.1 Groundwater

Maximum groundwater concentrations in the three areas of the Site were compared to VISL Target Groundwater Concentrations (TGCs) based on an ELCR of 10^{-5} and an HQ of 1 (Table J-1, attached). Constituents exceeding the TGCs are considered COC_{GW}. Based on this screening, the following constituents are COC_{GW}:

Facility:	1,1,2-trichloroethane, 1,1-dichloroethene, benzene, chlorobenzene, Freon-12, trichloroethene (TCE), and vinyl chloride
Downgradient East:	TCE, vinyl chloride
Downgradient West:	TCE

J1.1.2 Soil Gas

Maximum soil gas concentrations in the three areas of the Site were compared to VISL Target Exterior Soil Gas Concentrations (TESGCs) based on an ELCR of 10^{-5} and an HQ of 1 (Table J-2). Constituents exceeding the TESGCs are considered COC_{SG}. Based on this screening, the following constituents are COC_{SG}:

Facility:	1,1-dichloroethene, chloroform, PCE, and TCE
Downgradient East:	benzene
Downgradient West:	none

J1.2 Risk Evaluation

J1.2.1 Facility

Groundwater and soil gas concentrations exceed the VISL screening values for several constituents at the Facility. Since soil gas data is more indicative of a potential risk as it is closer to the potential area of exposure than groundwater, the risk evaluation was conducted using the soil gas data only. The VISL online calculator was used to determine the ELCR and HQ for each COC_{SG}. The 95% UCL was used as the representative soil gas concentration. The UCL output is presented in Attachment J-1, and a summary of the results is shown in Table J-3. The 95% UCLs for TCE and chloroform exceed the 10^{-5} ELCR, and the 95% UCLs for TCE and 1,1-dichloroethene exceed the HQ of 1. Subsequently, the sums of the ELCRs and HQs for the Facility COC_{SG} also exceeded 10^{-5} and 1, respectively. The ELCR and HQ at the Facility exceed the EPA's allowable risk range; however, based on indoor air sampling (EPS August 2018), the sub-slab depressurization system appears to be mitigating the vapor intrusion risk.

J1.2.2 Downgradient East and West

Groundwater concentrations exceed the VISL screening values for TCE and vinyl chloride in the downgradient East area and for TCE in the downgradient West area. However, these groundwater impacts are beneath 20 to >40 feet of clean groundwater.

Since soil gas data is more indicative of a potential risk as it is closer to the ground surface where vapor intrusion would hypothetically occur, the risk evaluation was conducted using the soil gas data only. Benzene to the East, was the only COC_{SG} in either downgradient area. The VISL online calculator was used to determine the ELCR and HQ for benzene using the 95% UCL as its representative concentration. The benzene 95% UCL does not exceed a 10^{-5} ELCR or an HQ of 1. For the downgradient West area, no constituents exceeded the VISLs, and therefore, there does not appear to be a vapor intrusion risk.

J1.3 Summary

Facility soil gas concentrations exceed EPD's established ELCR and HQ. However, based on indoor air sampling (EPS August 2018), the sub-slab depressurization system appears to be mitigating the vapor intrusion risk. Furthermore, the source of TCE vapor intrusion is being depleted since significant amounts of TCE have been removed from the release area vadose zone through soil vapor extraction and ongoing groundwater remediation is expected to significantly decrease groundwater concentrations moving forward.

Vapor intrusion risk downgradient from the Facility does not exceed EPD's established ELCR or HQ, and therefore, there does not appear to be a vapor intrusion risk. It is of note that the constituents with elevated soil gas concentrations at the Facility are mostly chlorinated ethenes and those with elevated soil concentrations downgradient from the Facility are mostly petroleum hydrocarbons. The presence of these petroleum hydrocarbons is unrelated to the Site and appears to instead be related to petroleum hydrocarbon releases at two nearby leaking underground storage tank (LUST) sites.

Table J1. Screening of recent groundwater data

Parameter	Max GW 2016-2017 (µg/L)	VISL Target Groundwater Concentration 10-5; HQ 1	
		Residential (µg/L)	Commercial (µg/L)
On-Site			
1,1,2-Trichloroethane	61	6.19	26
1,1-Dichloroethene	4200	195	821
1,2-Dichloroethane	5	22.4	97.8
Acetone	1100	22500000	94500000
Benzene	4600	15.9	69.3
Chlorobenzene	4500	410	1720
Chloroform	25	8.14	35.5
cis-1,2-Dichloroethene	24000	-	-
Dichloromethane (Methylene chloride)	12	4710	19800
Freon-12	150	7.44	31.2
Tetrachloroethene	240	57.6	242
Toluene	4600	19200	80700
trans-1,2-Dichloroethene	73	-	-
Trichloroethene	260000	5.18	21.8
Vinyl chloride	150	1.47	24.5
Off-Site East			
cis-1,2-Dichloroethene	64	-	-
Dichloromethane (Methylene chloride)	8	4710	19800
Trichloroethene	170	5.18	21.8
Vinyl chloride	41	1.47	24.5
Off-Site West			
Trichloroethene	66	5.18	21.8

On-Site above Commercial value
Off-Site above Residential value

Table J2. Screening of recent soil gas data

Parameter	2016-2017 Max Soil Gas (µg/m^3)	VISL Target Soil Gas Concentration 10-5; HQ 1	
		Residential (µg/m^3)	Commercial (µg/m^3)
On-Site			
1,1,1-Trichloroethane	110	174000	730000
1,1-Dichloroethene	290000	6950	29200
1,2,4-Trimethylbenzene	15	2090	8760
1,3,5-Trimethylbenzene	8	2090	8760
2-Butanone (MEK)	3	174000	730000
Benzene	280	120	524
Carbon disulfide	7	24300	102000
Carbon tetrachloride	130	156	681
Chloroform	2200	40.7	178
Chloromethane	2	3130	13100
cis-1,2-Dichloroethene	46000	--	--
Dichloromethane (Methylene chloride)	1	20900	87600
Ethyl benzene	270	374	1640
Freon-11	2	-	-
Freon-12	6	3480	14600
m&p-Xylene	530	3480	14600
o-Xylene	150	3480	14600
Tetrachloroethene	13000	1390	5840
Toluene	2100	174000	730000
trans-1,2-Dichloroethene	10000	--	--
Trichloroethene	1700000	69.5	292
Off-Site East of Road			
1,2,4-Trimethylbenzene	150	2090	8760
1,2-Dichloroethane	12	36	157
1,3,5-Trimethylbenzene	62	2090	8760
2-Butanone (MEK)	150	174000	730000
2-Hexanone	14	1040	4380
4-Methyl-2-pentanone	250	104000	438000
Acetone	580	1070000	4510000
Benzene	140	120	524
Carbon disulfide	5.1	24300	102000
Ethyl acetate	48	2430	10200
Ethylbenzene	77	374	1640
m&p-Xylene	59	3480	14600
o-Xylene	21	3480	14600
Tetrahydrofuran	16	69500	292000
Toluene	500	174000	730000
Trichloroethene	12	69.5	292
Xylenes (unspecified)	260	3480	14600

Table J2. Screening of recent soil gas data

Parameter	2016-2017 Max Soil Gas (µg/m^3)	VISL Target Soil Gas Concentration 10-5; HQ 1	
		Residential (µg/m^3)	Commercial (µg/m^3)
Off-Site West of Road			
1,2,4-Trimethylbenzene	280	2090	8760
1,3,5-Trimethylbenzene	180	2090	8760
2-Butanone (MEK)	59	174000	730000
4-Methyl-2-pentanone	170	104000	438000
Acetone	47	1070000	4510000
Benzene	51	120	524
Carbon disulfide	26	24300	102000
Chloroform	15	40.7	178
Chloromethane	2.4	3130	13100
cis-1,2-Dichloroethene	4.2	-	-
Ethyl acetate	7.9	2430	10200
Ethylbenzene	91	374	1640
m&p-Xylene	17	3480	14600
o-Xylene	7.6	3480	14600
Styrene	6.6	34800	146000
Tetrachloroethene	13	1390	5840
Toluene	200	174000	730000
Xylenes (unspecified)	438	3480	14600

On-Site above Commercial value

Off-Site above Residential value

Table J3. Risk and Hazard due to COCs in Soil Gas

Parameter	2016-2017 95% UCL Soil Gas ($\mu g/m^3$)	Residential			Commercial		
		Site Sub-Slab and Exterior Soil Gas Concentration C_{sg} ($\mu g/m^3$)	VI Carcinogenic Risk CR	VI Hazard HQ	Site Sub-Slab and Exterior Soil Gas Concentration C_{sg} ($\mu g/m^3$)	VI Carcinogenic Risk CR	VI Hazard HQ
On-Site							
1,1-Dichloroethene	44,446				44,446		1.52
Chloroform	1,020				1,020	5.7E-05	0.0715
Tetrachloroethene	4,095				4,095	2.6E-06	0.701
Trichloroethene	936,445				936,445	9.4E-03	3210
Total						9.5E-03	3212
Off-Site East of Road							
Benzene	72	72	6.0E-06	0.0686	72	1.4E-06	0.0163
Off-Site West of Road							
None							

On-Site above Commercial value

Pro-UCL Attachment for
Vapor Intrusion Evaluation

On-Site Soil Gas

Location	Date Sampled	1,1-Dichloroethene			Chloroform			Tetrachloroethene			Trichloroethene		
VI-004	12/13/2016	<4	4	0	<4.9	4.9	0	97	97	1	2600	2600	1
VI-005	12/13/2016	<4	4	0	<4.9	4.9	0	190	190	1	3400	3400	1
VI-009	12/13/2016	<4	4	0	<4.9	4.9	0	86	86	1	2500	2500	1
VI-014	12/13/2016	<10000	10000	0	2200	2200	1	<2000	2000	0	90000	90000	1
VI-018	12/13/2016	<20	20	0	<25	25	0	43	43	1	3000	3000	1
VI-021	12/13/2016	<20	20	0	<25	25	0	4100	4100	1	4500	4500	1
VI-022	12/13/2016	<4	4	0	<4.9	4.9	0	<6.9	6.9	0	35	35	1
VI-023	12/13/2016	<500	500	0	2200	2200	1	3200	3200	1	1700000	1700000	1
VI-024	12/13/2016	<100	100	0	<120	120	0	170	170	1	36000	36000	1
VI-025	12/14/2016	<4	4	0	14	14	1	<6.9	6.9	0	1100	1100	1
VI-026	12/14/2016	<4	4	0	<4.9	4.9	0	<6.9	6.9	0	280	280	1
VI-027	12/13/2016	<20	20	0	<25	25	0	37	37	1	8300	8300	1
VI-028	12/14/2016	<4	4	0	20	20	1	<6.9	6.9	0	1500	1500	1
VI-029	12/13/2016	<20	20	0	<25	25	0	51	51	1	12000	12000	1
VI-032	12/14/2016	<4	4	0	<4.9	4.9	0	<6.9	6.9	0	150	150	1
VI-033	12/14/2016	<4	4	0	<4.9	4.9	0	27	27	1	270	270	1
VI-043	12/13/2016	<20	20	0	96	96	1	850	850	1	17000	17000	1
VI-045	12/14/2016	290000	290000	1	<2000	2000	0	13000	13000	1	3800	3800	1
VI-046	12/14/2016	140	140	1	<4.9	4.9	0	370	370	1	150	150	1
VI-047	12/14/2016	120	120	1	<4.9	4.9	0	280	280	1	110	110	1

UCL Statistics for Data Sets with Non-Detects

User Selected Options

Date/Time of Computation	ProUCL 5.14/24/2018 5:11:28 PM
From File	WorkSheet.xls
Full Precision	OFF
Confidence Coefficient	95%
Number of Bootstrap Operations	2000

11DCE

General Statistics

Total Number of Observations	20	Number of Distinct Observations	8
Number of Detects	3	Number of Non-Detects	17
Number of Distinct Detects	3	Number of Distinct Non-Detects	5

Minimum Detect	120	Minimum Non-Detect	4
Maximum Detect	290000	Maximum Non-Detect	10000
Variance Detects	2.80E+10	Percent Non-Detects	85%
Mean Detects	96753	SD Detects	167357
Median Detects	140	CV Detects	1.73
Skewness Detects	1.732	Kurtosis Detects	N/A
Mean of Logged Detects	7.436	SD of Logged Detects	4.454

Warning: Data set has only 3 Detected Values.
This is not enough to compute meaningful or reliable statistics and estimates.

Normal GOF Test on Detects Only

Shapiro Wilk Test Statistic	0.75	Shapiro Wilk GOF Test	
5% Shapiro Wilk Critical Value	0.767	Detected Data Not Normal at 5% Significance Level	
Lilliefors Test Statistic	0.385	Lilliefors GOF Test	
5% Lilliefors Critical Value	0.425	Detected Data appear Normal at 5% Significance Level	

Detected Data appear Approximate Normal at 5% Significance Level

Kaplan-Meier (KM) Statistics using Normal Critical Values and other Nonparametric UCLs

KM Mean	14518	KM Standard Error of Mean	17308
KM SD	63200	95% KM (BCA) UCL	N/A
95% KM (t) UCL	44446	95% KM (Percentile Bootstrap) UCL	N/A
95% KM (z) UCL	42987	95% KM Bootstrap t UCL	N/A
90% KM Chebyshev UCL	66442	95% KM Chebyshev UCL	89962
97.5% KM Chebyshev UCL	122606	99% KM Chebyshev UCL	186730

Gamma GOF Tests on Detected Observations Only
Not Enough Data to Perform GOF Test

Gamma Statistics on Detected Data Only

k hat (MLE)	0.184	k star (bias corrected MLE)	N/A
Theta hat (MLE)	525029	Theta star (bias corrected MLE)	N/A
nu hat (MLE)	1.106	nu star (bias corrected)	N/A
Mean (detects)	96753		

Gamma ROS Statistics using Imputed Non-Detects
GROS may not be used when data set has > 50% NDs with many tied observations at multiple DLs
GROS may not be used when kstar of detects is small such as <1.0, especially when the sample size is small (e.g., <15-20)

For such situations, GROS method may yield incorrect values of UCLs and BTVs
This is especially true when the sample size is small.
For gamma distributed detected data, BTVs and UCLs may be computed using gamma distribution on KM estimates

Minimum	0.01	Mean	14513
Maximum	290000	Median	0.01
SD	64843	CV	4.468
k hat (MLE)	0.0685	k star (bias corrected MLE)	0.0916
Theta hat (MLE)	211782	Theta star (bias corrected MLE)	158470
nu hat (MLE)	2.741	nu star (bias corrected)	3.663
Adjusted Level of Significance (β)	0.038		
Approximate Chi Square Value (3.66, α)	0.593	Adjusted Chi Square Value (3.66, β)	0.508
95% Gamma Approximate UCL (use when n>=50)	89598	95% Gamma Adjusted UCL (use when n<50)	N/A

Estimates of Gamma Parameters using KM Estimates

Mean (KM)	14518	SD (KM)	63200
Variance (KM)	3.99E+09	SE of Mean (KM)	17308
k hat (KM)	0.0528	k star (KM)	0.0782
nu hat (KM)	2.111	nu star (KM)	3.127
theta hat (KM)	275125	theta star (KM)	185683
80% gamma percentile (KM)	6603	90% gamma percentile (KM)	33920
95% gamma percentile (KM)	84322	99% gamma percentile (KM)	259920

Gamma Kaplan-Meier (KM) Statistics

Approximate Chi Square Value (3.13, α)	0.411	Adjusted Chi Square Value (3.13, β)	0.348
95% Gamma Approximate KM-UCL (use when n>=50)	110430	95% Gamma Adjusted KM-UCL (use when n<5	130622
95% Gamma Adjusted KM-UCL (use when k<=1 and 15 < n < 50)			

Lognormal GOF Test on Detected Observations Only

Shapiro Wilk Test Statistic	0.765	Shapiro Wilk GOF Test	
5% Shapiro Wilk Critical Value	0.767	Detected Data Not Lognormal at 5% Significance Level	
Lilliefors Test Statistic	0.379	Lilliefors GOF Test	
5% Lilliefors Critical Value	0.425	Detected Data appear Lognormal at 5% Significance Level	
Detected Data appear Approximate Lognormal at 5% Significance Level			

Lognormal ROS Statistics Using Imputed Non-Detects

Mean in Original Scale	14513	Mean in Log Scale	-7.63
SD in Original Scale	64843	SD in Log Scale	8.592
95% t UCL (assumes normality of ROS data)	39584	95% Percentile Bootstrap UCL	43506
95% BCA Bootstrap UCL	58014	95% Bootstrap t UCL	3.5E+07

95% H-UCL (Log ROS)	1.38E+27

Statistics using KM estimates on Logged Data and Assuming Lognormal Distribution

KM Mean (logged)	2.335	KM Geo Mean	10.33
KM SD (logged)	2.591	95% Critical H Value (KM-Log)	5.393
KM Standard Error of Mean (logged)	0.717	95% H-UCL (KM -Log)	7325
KM SD (logged)	2.591	95% Critical H Value (KM-Log)	5.393
KM Standard Error of Mean (logged)	0.717		

DL/2 Statistics

DL/2 Normal		DL/2 Log-Transformed	
Mean in Original Scale	14781	Mean in Log Scale	2.9
SD in Original Scale	64789	SD in Log Scale	3.133
95% t UCL (Assumes normality)	39832	95% H-Stat UCL	247068

DL/2 is not a recommended method, provided for comparisons and historical reasons

Nonparametric Distribution Free UCL Statistics
Detected Data appear Approximate Normal Distributed at 5% Significance Level

Suggested UCL to Use

95% KM (t) UCL	44446

When a data set follows an approximate (e.g., normal) distribution passing one of the GOF test
When applicable, it is suggested to use a UCL based upon a distribution (e.g., gamma) passing both GOF tests in ProUCL

Note: Suggestions regarding the selection of a 95% UCL are provided to help the user to select the most appropriate 95% UCL.
Recommendations are based upon data size, data distribution, and skewness.
These recommendations are based upon the results of the simulation studies summarized in Singh, Maichle, and Lee (2006).
However, simulations results will not cover all Real World data sets; for additional insight the user may want to consult a statistician.

Chloroform

General Statistics

Total Number of Observations	20	Number of Distinct Observations	8
Number of Detects	5	Number of Non-Detects	15
Number of Distinct Detects	4	Number of Distinct Non-Detects	4
Minimum Detect	14	Minimum Non-Detect	4.9
Maximum Detect	2200	Maximum Non-Detect	2000
Variance Detects	1396408	Percent Non-Detects	75%

Mean Detects	906	SD Detects	1182
Median Detects	96	CV Detects	1.304
Skewness Detects	0.605	Kurtosis Detects	-3.329
Mean of Logged Detects	5.118	SD of Logged Detects	2.462

Normal GOF Test on Detects Only

Shapiro Wilk Test Statistic	0.701	Shapiro Wilk GOF Test	
5% Shapiro Wilk Critical Value	0.762	Detected Data Not Normal at 5% Significance Level	
Lilliefors Test Statistic	0.353	Lilliefors GOF Test	
5% Lilliefors Critical Value	0.343	Detected Data Not Normal at 5% Significance Level	

Detected Data Not Normal at 5% Significance Level

Kaplan-Meier (KM) Statistics using Normal Critical Values and other Nonparametric UCLs

KM Mean	231.4	KM Standard Error of Mean	164.1
KM SD	656.5	95% KM (BCA) UCL	N/A
95% KM (t) UCL	515.2	95% KM (Percentile Bootstrap) UCL	N/A
95% KM (z) UCL	501.4	95% KM Bootstrap t UCL	N/A
90% KM Chebyshev UCL	723.8	95% KM Chebyshev UCL	946.9
97.5% KM Chebyshev UCL	1256	99% KM Chebyshev UCL	1865

Gamma GOF Tests on Detected Observations Only

A-D Test Statistic	0.604	Anderson-Darling GOF Test	
5% A-D Critical Value	0.726	Detected data appear Gamma Distributed at 5% Significance Level	
K-S Test Statistic	0.279	Kolmogorov-Smirnov GOF	
5% K-S Critical Value	0.376	Detected data appear Gamma Distributed at 5% Significance Level	

Detected data appear Gamma Distributed at 5% Significance Level

Gamma Statistics on Detected Data Only

k hat (MLE)	0.391	k star (bias corrected MLE)	0.29
Theta hat (MLE)	2319	Theta star (bias corrected MLE)	3128
nu hat (MLE)	3.907	nu star (bias corrected)	2.896
Mean (detects)	906		

Gamma ROS Statistics using Imputed Non-Detects

GROS may not be used when data set has > 50% NDs with many tied observations at multiple DLs

GROS may not be used when kstar of detects is small such as <1.0, especially when the sample size is small (e.g., <15-20)

For such situations, GROS method may yield incorrect values of UCLs and BTVs

This is especially true when the sample size is small.

For gamma distributed detected data, BTVs and UCLs may be computed using gamma distribution on KM estimates

Minimum	0.01	Mean	226.5
Maximum	2200	Median	0.01
SD	675.3	CV	2.981
k hat (MLE)	0.106	k star (bias corrected MLE)	0.124
Theta hat (MLE)	2135	Theta star (bias corrected MLE)	1834
nu hat (MLE)	4.244	nu star (bias corrected)	4.941
Adjusted Level of Significance (β)	0.038		
Approximate Chi Square Value (4.94, α)	1.125	Adjusted Chi Square Value (4.94, β)	0.99
95% Gamma Approximate UCL (use when n>=50)	994.9	95% Gamma Adjusted UCL (use when n<50)	1130

Estimates of Gamma Parameters using KM Estimates

Mean (KM)	231.4	SD (KM)	656.5
Variance (KM)	431039	SE of Mean (KM)	164.1
k hat (KM)	0.124	k star (KM)	0.139
nu hat (KM)	4.969	nu star (KM)	5.557
theta hat (KM)	1863	theta star (KM)	1666
80% gamma percentile (KM)	235.6	90% gamma percentile (KM)	677.8
95% gamma percentile (KM)	1292	99% gamma percentile (KM)	3102

Gamma Kaplan-Meier (KM) Statistics

Approximate Chi Square Value (5.56, α)	1.418	Adjusted Chi Square Value (5.56, β)	1.261
95% Gamma Approximate KM-UCL (use when n>=50)	907	95% Gamma Adjusted KM-UCL (use when n<50	1020

Lognormal GOF Test on Detected Observations Only

Shapiro Wilk Test Statistic	0.833	Shapiro Wilk GOF Test	
5% Shapiro Wilk Critical Value	0.762	Detected Data appear Lognormal at 5% Significance Level	
Lilliefors Test Statistic	0.252	Lilliefors GOF Test	
5% Lilliefors Critical Value	0.343	Detected Data appear Lognormal at 5% Significance Level	
Detected Data appear Lognormal at 5% Significance Level			

Lognormal ROS Statistics Using Imputed Non-Detects

Mean in Original Scale	227	Mean in Log Scale	-0.536
SD in Original Scale	675.1	SD in Log Scale	4.207
95% t UCL (assumes normality of ROS data)	488	95% Percentile Bootstrap UCL	455.5
95% BCA Bootstrap UCL	565.3	95% Bootstrap t UCL	7131
95% H-UCL (Log ROS)	10523719		

Statistics using KM estimates on Logged Data and Assuming Lognormal Distribution

KM Mean (logged)	2.556	KM Geo Mean	12.88

KM SD (logged)	1.879	95% Critical H Value (KM-Log)	4.087
KM Standard Error of Mean (logged)	0.48	95% H-UCL (KM -Log)	437.9
KM SD (logged)	1.879	95% Critical H Value (KM-Log)	4.087
KM Standard Error of Mean (logged)	0.48		

DL/2 Statistics

DL/2 Normal		DL/2 Log-Transformed	
Mean in Original Scale	283.1	Mean in Log Scale	2.738
SD in Original Scale	691.7	SD in Log Scale	2.323
95% t UCL (Assumes normality)	550.6	95% H-Stat UCL	3116

DL/2 is not a recommended method, provided for comparisons and historical reasons

Nonparametric Distribution Free UCL Statistics
Detected Data appear Gamma Distributed at 5% Significance Level

Suggested UCL to Use
Gamma Adjusted KM-UCL (use when k<=1 and 15 < n < 50 but k<=1 1020

Note: Suggestions regarding the selection of a 95% UCL are provided to help the user to select the most appropriate 95% UCL.
Recommendations are based upon data size, data distribution, and skewness.
These recommendations are based upon the results of the simulation studies summarized in Singh, Maichle, and Lee (2006).
However, simulations results will not cover all Real World data sets; for additional insight the user may want to consult a statistician.

PCE

General Statistics

Total Number of Observations	20	Number of Distinct Observations	16
Number of Detects	14	Number of Non-Detects	6
Number of Distinct Detects	14	Number of Distinct Non-Detects	2
Minimum Detect	27	Minimum Non-Detect	6.9
Maximum Detect	13000	Maximum Non-Detect	2000
Variance Detects	12377863	Percent Non-Detects	30%
Mean Detects	1607	SD Detects	3518
Median Detects	180	CV Detects	2.189
Skewness Detects	3.02	Kurtosis Detects	9.69
Mean of Logged Detects	5.583	SD of Logged Detects	1.922

Normal GOF Test on Detects Only

Shapiro Wilk Test Statistic	0.518	Shapiro Wilk GOF Test	

5% Shapiro Wilk Critical Value	0.874	Detected Data Not Normal at 5% Significance Level	
Lilliefors Test Statistic	0.371	Lilliefors GOF Test	
5% Lilliefors Critical Value	0.226	Detected Data Not Normal at 5% Significance Level	
Detected Data Not Normal at 5% Significance Level			

Kaplan-Meier (KM) Statistics using Normal Critical Values and other Nonparametric UCLs

KM Mean	1134	KM Standard Error of Mean	679.5
KM SD	2928	95% KM (BCA) UCL	2455
95% KM (t) UCL	2309	95% KM (Percentile Bootstrap) UCL	2401
95% KM (z) UCL	2251	95% KM Bootstrap t UCL	4944
90% KM Chebyshev UCL	3172	95% KM Chebyshev UCL	4095
97.5% KM Chebyshev UCL	5377	99% KM Chebyshev UCL	7894

Gamma GOF Tests on Detected Observations Only

A-D Test Statistic	1.175	Anderson-Darling GOF Test	
5% A-D Critical Value	0.818	Detected Data Not Gamma Distributed at 5% Significance Level	
K-S Test Statistic	0.273	Kolmogorov-Smirnov GOF	
5% K-S Critical Value	0.246	Detected Data Not Gamma Distributed at 5% Significance Level	
Detected Data Not Gamma Distributed at 5% Significance Level			

Gamma Statistics on Detected Data Only

k hat (MLE)	0.37	k star (bias corrected MLE)	0.339
Theta hat (MLE)	4339	Theta star (bias corrected MLE)	4746
nu hat (MLE)	10.37	nu star (bias corrected)	9.482
Mean (detects)	1607		

Gamma ROS Statistics using Imputed Non-Detects

GROS may not be used when data set has > 50% NDs with many tied observations at multiple DLs

GROS may not be used when kstar of detects is small such as <1.0, especially when the sample size is small (e.g., <15-20)

For such situations, GROS method may yield incorrect values of UCLs and BTVs

This is especially true when the sample size is small.

For gamma distributed detected data, BTVs and UCLs may be computed using gamma distribution on KM estimates

Minimum	0.01	Mean	1125
Maximum	13000	Median	68.5
SD	3007	CV	2.672
k hat (MLE)	0.168	k star (bias corrected MLE)	0.176
Theta hat (MLE)	6696	Theta star (bias corrected MLE)	6387
nu hat (MLE)	6.72	nu star (bias corrected)	7.046
Adjusted Level of Significance (β)	0.038		

Approximate Chi Square Value (7.05, α)	2.196	Adjusted Chi Square Value (7.05, β)	1.988
95% Gamma Approximate UCL (use when n>=50)	3610	95% Gamma Adjusted UCL (use when n<50)	3987

Estimates of Gamma Parameters using KM Estimates

Mean (KM)	1134	SD (KM)	2928
Variance (KM)	8571613	SE of Mean (KM)	679.5
k hat (KM)	0.15	k star (KM)	0.161
nu hat (KM)	5.998	nu star (KM)	6.432
theta hat (KM)	7560	theta star (KM)	7051
80% gamma percentile (KM)	1303	90% gamma percentile (KM)	3390
95% gamma percentile (KM)	6152	99% gamma percentile (KM)	14058

Gamma Kaplan-Meier (KM) Statistics

Approximate Chi Square Value (6.43, α)	1.864	Adjusted Chi Square Value (6.43, β)	1.677
95% Gamma Approximate KM-UCL (use when n>=50)	3911	95% Gamma Adjusted KM-UCL (use when n<5	4348

Lognormal GOF Test on Detected Observations Only

Shapiro Wilk Test Statistic	0.916	Shapiro Wilk GOF Test	
5% Shapiro Wilk Critical Value	0.874	Detected Data appear Lognormal at 5% Significance Level	
Lilliefors Test Statistic	0.146	Lilliefors GOF Test	
5% Lilliefors Critical Value	0.226	Detected Data appear Lognormal at 5% Significance Level	

Detected Data appear Lognormal at 5% Significance Level

Lognormal ROS Statistics Using Imputed Non-Detects

Mean in Original Scale	1128	Mean in Log Scale	4.373
SD in Original Scale	3005	SD in Log Scale	2.584
95% t UCL (assumes normality of ROS data)	2290	95% Percentile Bootstrap UCL	2346
95% BCA Bootstrap UCL	3089	95% Bootstrap t UCL	4713
95% H-UCL (Log ROS)	54215		

Statistics using KM estimates on Logged Data and Assuming Lognormal Distribution

KM Mean (logged)	4.585	KM Geo Mean	97.99
KM SD (logged)	2.238	95% Critical H Value (KM-Log)	4.738
KM Standard Error of Mean (logged)	0.526	95% H-UCL (KM -Log)	13643
KM SD (logged)	2.238	95% Critical H Value (KM-Log)	4.738
KM Standard Error of Mean (logged)	0.526		

DL/2 Statistics

DL/2 Normal

DL/2 Log-Transformed

Mean in Original Scale	1176	Mean in Log Scale	4.563
SD in Original Scale	2995	SD in Log Scale	2.548
95% t UCL (Assumes normality)	2334	95% H-Stat UCL	55045

DL/2 is not a recommended method, provided for comparisons and historical reasons

Nonparametric Distribution Free UCL Statistics
Detected Data appear Lognormal Distributed at 5% Significance Level

Suggested UCL to Use
95% KM (Chebyshev) UCL 4095

Note: Suggestions regarding the selection of a 95% UCL are provided to help the user to select the most appropriate 95% UCL.
Recommendations are based upon data size, data distribution, and skewness.
These recommendations are based upon the results of the simulation studies summarized in Singh, Maichle, and Lee (2006).
However, simulations results will not cover all Real World data sets; for additional insight the user may want to consult a statistician.

TCE

General Statistics

Total Number of Observations	20	Number of Distinct Observations	19
		Number of Missing Observations	0
Minimum	35	Mean	94335
Maximum	1700000	Median	2800
SD	378500	Std. Error of Mean	84635
Coefficient of Variation	4.012	Skewness	4.45

Normal GOF Test

Shapiro Wilk Test Statistic	0.265	Shapiro Wilk GOF Test	
5% Shapiro Wilk Critical Value	0.905	Data Not Normal at 5% Significance Level	
Lilliefors Test Statistic	0.461	Lilliefors GOF Test	
5% Lilliefors Critical Value	0.192	Data Not Normal at 5% Significance Level	

Data Not Normal at 5% Significance Level

Assuming Normal Distribution

95% Normal UCL		95% UCLs (Adjusted for Skewness)	
95% Student's-t UCL	240680	95% Adjusted-CLT UCL (Chen-1995)	323543
		95% Modified-t UCL (Johnson-1978)	254718

Gamma GOF Test

A-D Test Statistic	2.544	Anderson-Darling Gamma GOF Test	
5% A-D Critical Value	0.891	Data Not Gamma Distributed at 5% Significance Level	
K-S Test Statistic	0.296	Kolmogorov-Smirnov Gamma GOF Test	
5% K-S Critical Value	0.215	Data Not Gamma Distributed at 5% Significance Level	

Data Not Gamma Distributed at 5% Significance Level

Gamma Statistics

k hat (MLE)	0.203	k star (bias corrected MLE)	0.206
Theta hat (MLE)	464964	Theta star (bias corrected MLE)	458411
nu hat (MLE)	8.115	nu star (bias corrected)	8.231
MLE Mean (bias corrected)	94335	MLE Sd (bias corrected)	207952
		Approximate Chi Square Value (0.05)	2.87
Adjusted Level of Significance	0.038	Adjusted Chi Square Value	2.625

Assuming Gamma Distribution

95% Approximate Gamma UCL (use when n>=50))	270583	95% Adjusted Gamma UCL (use when n<50)	295825

Lognormal GOF Test

Shapiro Wilk Test Statistic	0.961	Shapiro Wilk Lognormal GOF Test	
5% Shapiro Wilk Critical Value	0.905	Data appear Lognormal at 5% Significance Level	
Lilliefors Test Statistic	0.111	Lilliefors Lognormal GOF Test	
5% Lilliefors Critical Value	0.192	Data appear Lognormal at 5% Significance Level	

Data appear Lognormal at 5% Significance Level

Lognormal Statistics

Minimum of Logged Data	3.555	Mean of logged Data	7.835
Maximum of Logged Data	14.35	SD of logged Data	2.567

Assuming Lognormal Distribution

95% H-UCL	1590861	90% Chebyshev (MVUE) UCL	126548
95% Chebyshev (MVUE) UCL	165409	97.5% Chebyshev (MVUE) UCL	219347
99% Chebyshev (MVUE) UCL	325296		

Nonparametric Distribution Free UCL Statistics

Data appear to follow a Discernible Distribution at 5% Significance Level

Nonparametric Distribution Free UCLs

95% CLT UCL	233547	95% Jackknife UCL	240680

95% Standard Bootstrap UCL	230360	95% Bootstrap-t UCL	4291305
95% Hall's Bootstrap UCL	2914911	95% Percentile Bootstrap UCL	259391
95% BCA Bootstrap UCL	359107		
90% Chebyshev(Mean, Sd) UCL	348241	95% Chebyshev(Mean, Sd) UCL	463251
97.5% Chebyshev(Mean, Sd) UCL	622882	99% Chebyshev(Mean, Sd) UCL	936445

Suggested UCL to Use

99% Chebyshev (Mean, Sd) UCL	936445

Note: Suggestions regarding the selection of a 95% UCL are provided to help the user to select the most appropriate 95% UCL.
Recommendations are based upon data size, data distribution, and skewness.
These recommendations are based upon the results of the simulation studies summarized in Singh, Maichle, and Lee (2006).
However, simulations results will not cover all Real World data sets; for additional insight the user may want to consult a statistician.

Off-Site West of Road Soil Gas

	Benzene			with 1/2 DL
GP-SG-1	<3.2	3.2	0	1.6
GP-SG-2	140	140	1	140
GP-SG-6	<3.2	3.2	0	1.6
OFFSG-1	<3.2	3.2	0	1.6
OFFSG-2	<3.2	3.2	0	1.6
OFFSG-3	5.6	5.6	1	5.6
			Avg	25.33333

UCL Statistics for Data Sets with Non-Detects

User Selected Options

Date/Time of Computation	ProUCL 5.14/24/2018 5:19:55 PM
From File	WorkSheet.xls
Full Precision	OFF
Confidence Coefficient	95%
Number of Bootstrap Operations	2000

Benzene

General Statistics

Total Number of Observations	6	Number of Distinct Observations	3
Number of Detects	2	Number of Non-Detects	4
Number of Distinct Detects	2	Number of Distinct Non-Detects	1
Minimum Detect	5.6	Minimum Non-Detect	3.2
Maximum Detect	140	Maximum Non-Detect	3.2
Variance Detects	9032	Percent Non-Detects	66.67%
Mean Detects	72.8	SD Detects	95.04
Median Detects	72.8	CV Detects	1.305
Skewness Detects	N/A	Kurtosis Detects	N/A
Mean of Logged Detects	3.332	SD of Logged Detects	2.276

Warning: Data set has only 2 Detected Values.
This is not enough to compute meaningful or reliable statistics and estimates.

Note: Sample size is small (e.g., <10), if data are collected using ISM approach, you should use guidance provided in ITRC Tech Reg Guide on ISM (ITRC, 2012) to compute statistics of interest. For example, you may want to use Chebyshev UCL to estimate EPC (ITRC, 2012).

Chebyshev UCL can be computed using the Nonparametric and All UCL Options of ProUCL 5.1

Normal GOF Test on Detects Only
Not Enough Data to Perform GOF Test

Kaplan-Meier (KM) Statistics using Normal Critical Values and other Nonparametric UCLs

KM Mean	26.4	KM Standard Error of Mean	29.34
KM SD	50.81	95% KM (BCA) UCL	N/A
95% KM (t) UCL	85.51	95% KM (Percentile Bootstrap) UCL	N/A
95% KM (z) UCL	74.65	95% KM Bootstrap t UCL	N/A
90% KM Chebyshev UCL	114.4	95% KM Chebyshev UCL	154.3
97.5% KM Chebyshev UCL	209.6	99% KM Chebyshev UCL	318.3

Gamma GOF Tests on Detected Observations Only
Not Enough Data to Perform GOF Test

Gamma Statistics on Detected Data Only

k hat (MLE)	0.641	k star (bias corrected MLE)	N/A
Theta hat (MLE)	113.7	Theta star (bias corrected MLE)	N/A
nu hat (MLE)	2.562	nu star (bias corrected)	N/A
Mean (detects)	72.8		

Estimates of Gamma Parameters using KM Estimates

Mean (KM)	26.4	SD (KM)	50.81
Variance (KM)	2582	SE of Mean (KM)	29.34
k hat (KM)	0.27	k star (KM)	0.246
nu hat (KM)	3.239	nu star (KM)	2.953
theta hat (KM)	97.79	theta star (KM)	107.3
80% gamma percentile (KM)	38.12	90% gamma percentile (KM)	79.33
95% gamma percentile (KM)	128.4	99% gamma percentile (KM)	259.3

Gamma Kaplan-Meier (KM) Statistics

		Adjusted Level of Significance (β)	0.0122
Approximate Chi Square Value (2.95, α)	0.359	Adjusted Chi Square Value (2.95, β)	0.161
95% Gamma Approximate KM-UCL (use when n>=50)	217.4	95% Gamma Adjusted KM-UCL (use when n<50)	484.3

Lognormal GOF Test on Detected Observations Only
Not Enough Data to Perform GOF Test

Lognormal ROS Statistics Using Imputed Non-Detects

Mean in Original Scale	24.28	Mean in Log Scale	-3.58
SD in Original Scale	56.74	SD in Log Scale	6.128
95% t UCL (assumes normality of ROS data)	70.95	95% Percentile Bootstrap UCL	70
95% BCA Bootstrap UCL	70.95	95% Bootstrap t UCL	61081
95% H-UCL (Log ROS)	1.27E+34		

Statistics using KM estimates on Logged Data and Assuming Lognormal Distribution

KM Mean (logged)	1.886	KM Geo Mean	6.594
KM SD (logged)	1.382	95% Critical H Value (KM-Log)	5.455
KM Standard Error of Mean (logged)	0.798	95% H-UCL (KM -Log)	498.4
KM SD (logged)	1.382	95% Critical H Value (KM-Log)	5.455
KM Standard Error of Mean (logged)	0.798		

DL/2 Statistics

DL/2 Normal		DL/2 Log-Transformed	
Mean in Original Scale	25.33	Mean in Log Scale	1.424
SD in Original Scale	56.2	SD in Log Scale	1.795
95% t UCL (Assumes normality)	71.56	95% H-Stat UCL	5494

DL/2 is not a recommended method, provided for comparisons and historical reasons

Nonparametric Distribution Free UCL Statistics

Data do not follow a Discernible Distribution at 5% Significance Level

Suggested UCL to Use

KM Bootstrap t UCL	N/A

Note: Suggestions regarding the selection of a 95% UCL are provided to help the user to select the most appropriate 95% UCL.
Recommendations are based upon data size, data distribution, and skewness.
These recommendations are based upon the results of the simulation studies summarized in Singh, Maichle, and Lee (2006).
However, simulations results will not cover all Real World data sets; for additional insight the user may want to consult a statistician.

APPENDIX K
LUST Site Information

155 Roberson Mill Road LUST Site

Ranger Consulting, Inc.

Geotechnical, Environmental, Drilling, Construction

3147 Martha Berry Highway; Rome; Georgia 30165; Phone: 706-290-1782; Fax: 706-290-1701

March 14, 2013

CERTIFIED MAIL
RETURN RECEIPT REQUESTED

RECEIVED USTMP
Data Management 7J
MAR 1 5 2013
Route To JEKU File 3/27/13
CA

Mr. Jay Kemberling
Underground Storage Tank Management Program
4244 International Pkwy., Suite 104
Atlanta, Georgia 30354

SUBJECT: Progress Report #15 and GUST Trust Fund Application #20
Jet Food Store #32
155 Roberson Mill Road
Milledgeville, GA; Baldwin County
Facility ID: 9005011

Dear Mr. Kemberling:

On behalf of Dominy Oil Company, Inc., Ranger Consulting, Inc. is pleased to submit the enclosed Progress Report #15 and Trust Fund Application #20 for the subject facility.

On February 4, 2013, Ranger conducted the fifteenth quarterly sampling event at the subject site. Of the monitoring wells remaining on the schedule only three (MW-1, MW-5 and MW-14) were sampled during this event. All of the recovery wells remaining on the schedule were gauged and sampled during this event with the exception of RW-9, which exhibited free product conditions (0.06 feet in RW-9). Recovery wells RW-2, RW-3, RW-5, RW-6 and RW-12 have been eliminated from the sampling schedule. Laboratory results indicated that there was a slight increase in benzene concentrations for RW-1.

The vacuum to recovery wells located within the proximity of the monitor wells that have been eliminated from the sampling schedule have been closed off for the remainder of the system operation; thereby, increasing vacuum to MW-1 and MW-4/RW-13. Due to lingering free product in MW-4/RW-13 and RW-9, Ranger has proposed manual vacuuming of these wells during the upcoming system cleaning. Progress Report #16 should be submitted by June 15, 2013.

Should you have any questions, please contact the undersigned at (706) 290-1782.

Sincerely,

Peggy McGee
President

Enclosures

cc: Mr. Charles Turner, Dominy Oil Company, Inc.

II. PROJECT SUMMARY

(Figure 1: Site Location Map, include remediation system layout)
Provide a brief description or explanation of the site and a brief chronology of environmental events leading up to this report. Include:

- *Approved CAP-Part B (or Revised) date*
- *Nearest receptor exact distance/direction*
- *Last free product date, location(s), and thickness*

As stated in the Corrective Action Plan – Part B (CAP-Part B), approved on January 16, 2008, the site is located in an area of Low Groundwater Pollution Susceptibility. Since there are no drinking water receptors located within the immediate vicinity down-gradient of the site, In-Stream Water Quality Standards (ISWQS) for groundwater apply to the site. Ranger mobilized to the site on August 6 through 12, 2008, and installed eight 4-inch recovery wells (RW-5 through RW-12) to depths varying between 45 and 48 feet below ground surface (BGS). The associated recovery lines and the waste water discharge line for the HVR system were also installed. Figure 1 depicts all site features.

During remediation system installation free product was detected in monitoring wells MW-1 through MW-5, MW-13, RW-1 through RW-4 and RW-7 through RW-10. The gauged thickness of free product ranged from 0.03 feet in recovery monitoring well RW-2 to 4.26 feet in monitoring well MW-5. The system was fully activated on November, 8, 2008.

The first quarterly groundwater sampling event, conducted on February 16, 2009, detected free product in six monitor wells and seven recovery wells in thicknesses ranging from 0.03 to 4.63 feet. The second quarterly event, conducted on May 12, 2009, detected free product in six monitor wells in thicknesses ranging from 0.46 to 4.63 feet. The third quarterly event, conducted on August 20, 2009, detected free product in ten monitor wells in thicknesses ranging from 0.03 to 3.60 feet. The fourth quarterly event, conducted on December 3, 2009, detected free product in six monitor wells in thicknesses ranging from 0.01 to 3.37 feet. The fifth quarterly event, conducted on February 25, 2010, detected free product in five monitor wells in thicknesses ranging from 0.04 to 3.31 feet. The sixth quarterly event, conducted on May 26 and June 21, 2010, detected free product in five monitor wells in thicknesses ranging from 0.02 to 2.67 feet. The seventh quarterly event, conducted on October 6, 2010, detected free product in five monitor wells in thicknesses ranging from 0.02 to 3.33 feet. The results of the eighth quarterly event, conducted on February 3, 2011, detected free product in only three monitor wells ranging from 0.02 to 0.59 feet in thickness. The ninth quarterly event, conducted on March 31, 2011, detected free product ranging from 0.05 to 0.37 in RW-9 and MW-4/RW-13, respectively. The tenth through the twelfth quarterly events revealed that the system did reduce dissolved benzene concentrations in all monitor wells included in the sampling regimen. Lingering free product and dissolved benzene remained evident in MW-4/RW-13 and RW-9 during the last three events. The sixteenth event was conducted on May 16, 2013. The results are included herein.

III. ACTIVITIES AND ASSESSMENT OF EXISTING CONDITIONS

A. Potentiometric Data:

(Figure 2a and 2b: Potentiometric Surface Maps)
(Table 1: Groundwater Elevations)
Tabulate all historical data and illustrate last 2 monitoring events findings in Figures 2a and 2b. Discuss groundwater flow and elevation changes for the last 2 events and the implications for this site.

Water table measurements were gauged from the monitoring well network during the sixteenth quarterly monitoring event on May 16, 2013. Only groundwater elevation data from the two-inch monitor wells were utilized in potentiometric surface contouring. Historical and current elevation data are presented as Figures 2a and 2b, respectively. Depth to water measurements ranged from

28.19 feet below top of casing (BTOC) in MW-12 to 34.76 feet BTOC in MW-14. All site groundwater gauging data is summarized in Table 1. Based upon the groundwater contours, it appears that the flow of groundwater is radial.

B. Analytical Data:

(Figure 3a and 3b: Groundwater Quality Maps)
(Figure 4: Trend of Contaminant Concentrations)
(Table 2: Groundwater Analytical Results)
(Appendix I: Laboratory Analytical Data Sheets)
Tabulate all historical analytical data in Table 2, illustrate last two events findings in Figures 3a and 3b, and discuss groundwater analytical results including overall trend of contaminant concentrations. Illustrate trends with supporting graph(s) as Figure 4(a,b,c...). Not all locations need a trend graph. Simply stating concentrations is not acceptable. Regression analysis is recommended.

Of the monitoring wells remaining on the schedule only three (MW-1, MW-5 and MW-14) were sampled during this event. Recovery wells RW-2 through RW-7 and RW-12 have been eliminated from the sampling schedule. All of the recovery wells remaining on the schedule were gauged and sampled during this event. Laboratory results indicated that there was a slight increase in the benzene concentration for MW-14 and RW-8.

Groundwater quality maps for the February and May 2013 sampling events are presented in Figures 3a and 3b. Figures 4a through 4i reflect the trend of contaminant concentrations detected over the life of the assessment for the wells sampled during this event. All site laboratory analytical results are summarized in Table 2 and included as Appendix I.

C. Other Activities:

Discuss other site activities such as well installations, problems, notable issues, etc.

IV. REMEDIATION SYSTEM

(Figure 5: Actual Radius of Influence Map)
(Table 3: System O&M - Site Visit Summary Table)
(Table 4: Air Mass Removal Summary Table)
(Appendix II: All system data/calculation sheets)
(Appendix II: Last Discharge Monitoring Report)

Include a brief summary of the remediation system, the efficiency for this period and a cumulative history. More detailed discussion should be presented in Appendix II as needed.

The remediation system is a fixed-based dual-phase active remediation system extracting from twelve 4-inch recovery wells. The system was fully activated on November 14, 2008 and has averaged running approximately 95% of the time up until this quarter. The system has been down for extended periods of time only three times since activation, during the second quarter of 2009 due to a lightning strike, during the fourth quarter of 2009 due to a failed air stripper blower motor and again during the second quarter of 2011 due to a failed air stripper blower motor. The system was down a few days during the first quarter of 2012 due to a clogged flow meter. It was repaired and restarted on March 7, 2012. The system was shut down two weeks prior to the twelfth sampling event in order to allow the site to equilibrate in anticipation of system shut-down, which was not allowable. During the quarter preceding the fourteenth sampling event, the system experienced periodic down-time due to a malfunctioning discharge meter. The most extensive down-time was for one week while the meter was repaired and system restarted on August 24, 2012.

Prior to system startup, free product conditions had been detected in monitoring wells MW-1 through MW-5 and MW-13 at levels of 3.5 to 5.0 feet of free product. During the time that the system has been operating, free product has been eliminated from all monitor wells.

In February 2013, surfactant was injected into MW-4/RW-3 in order to address the lingering free product and high dissolved concentrations. The surfactant caused obstructions in the system rendering it inoperable. The system has remained off since that time.

During a telephone conversation on April 17, 2013 with Jay Kemberling, the USTMP Project Manager, it was agreed that the system had outlived its usefulness and it would be prudent to decommission the system and reserve trust fund monies for more deserving sites with threatened or impacted receptors, which this site has none. Since April 2013, weekly manual vacuum events (MVEs) have been conducted in monitor wells MW-4/RW-13 and RW-9 using visual inspection and manual bailing. Neither well has shown signs of free product or sheen before or after the initiation of the weekly MVEs. Water vacuumed during these events has been filtered through the remediation system. O&M site visit data sheets and MVE site reports are included as Appendix II.

V. SITE RANKING *(Note: re-rank site with latest sampling data)*

(Appendix II: Site ranking results)

Environmental Site Sensitivity Score: 60

VI. CONCLUSIONS/RECOMMENDATIONS

Briefly discuss proposed or recommended actions for this site. Provide detailed justification if "No Further Action" status is requested.

Results presented herein indicate that the HVR system is inducing the flow of groundwater towards the extraction wells. Free product and benzene concentrations have been eliminated and/or greatly reduced since system startup. Currently, 11 monitor wells and seven recovery wells have been eliminated from the sampling schedule.

During the aforementioned conversation, it was also agreed that if dissolved concentrations detected during this event remained basically static, Ranger would request a No Further Action status be awarded for the site. The weekly MVE's appear to be quite effective on eliminating the free product and reducing dissolved concentrations in the remaining monitor/recovery wells. Free product has not been observed at the site since March 13, 2013. The highest remaining benzene concentration of 4,100 ppb was detected in RW-9, which previously exhibited free product conditions. Given that there are no receptors in the area, groundwater flow is towards the major highway, it is Ranger's opinion that the benzene concentrations remaining on site at a depth of 30-plus feet would not pose a threat to the environment nor is it a wise use of trust fund monies. Therefore, Ranger is requesting that all efforts, time and monies expended on monitoring a site that does not pose a threat be terminated and the site be granted a No Further Action status.

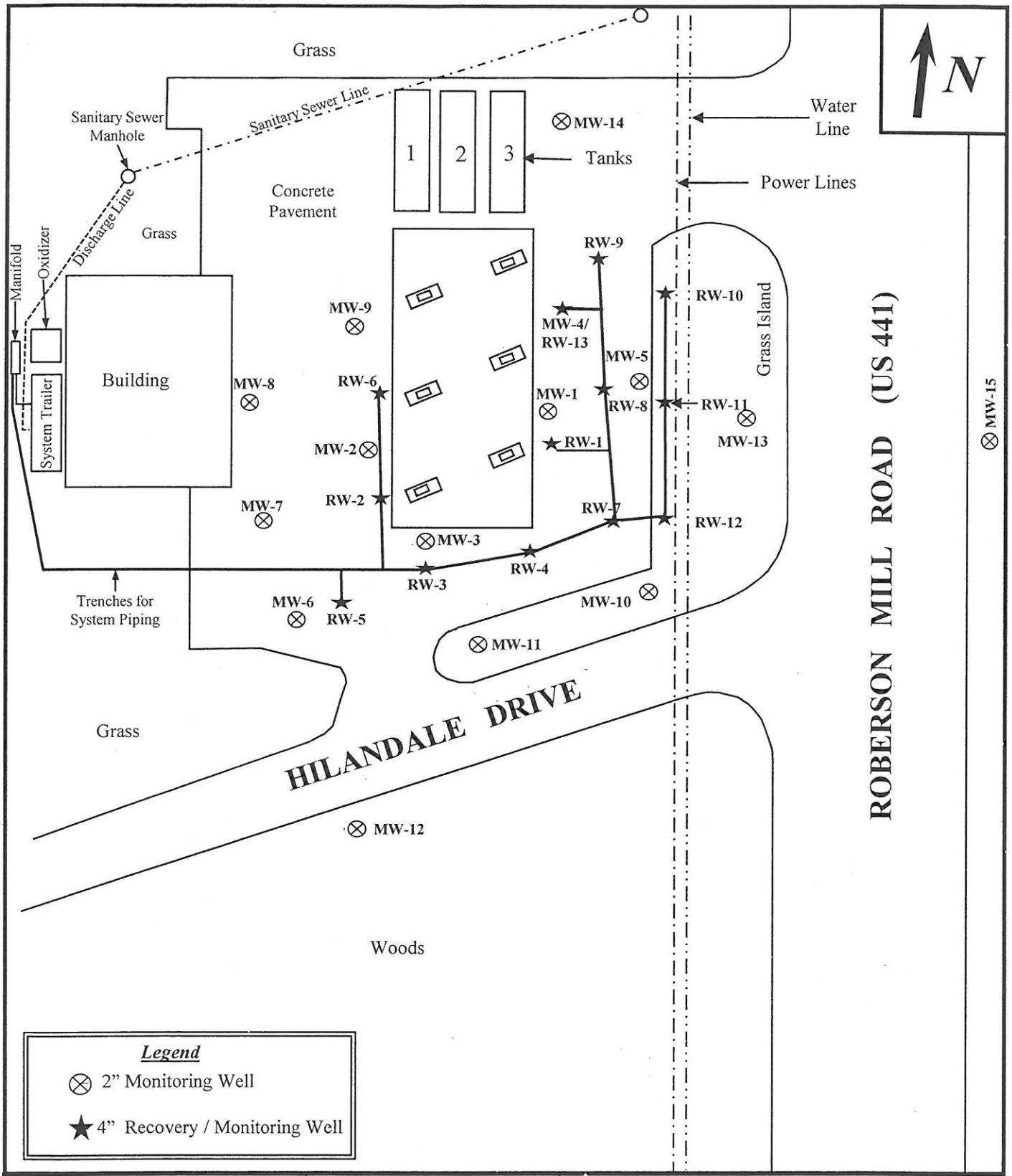

Scale: 1" = 40' (0 – 40)	**Project:** Jet Foods # 32 155 Roberson Mill Road Milledgeville, GA; Baldwin Co. Facility ID: 9005011	**Title:** Site Plan	**Figure 1**
Drawn by: KEY; **Date:** 3/2/09		*Ranger Consulting, Inc.*	
Client: Dominy Oil Company, Inc.			

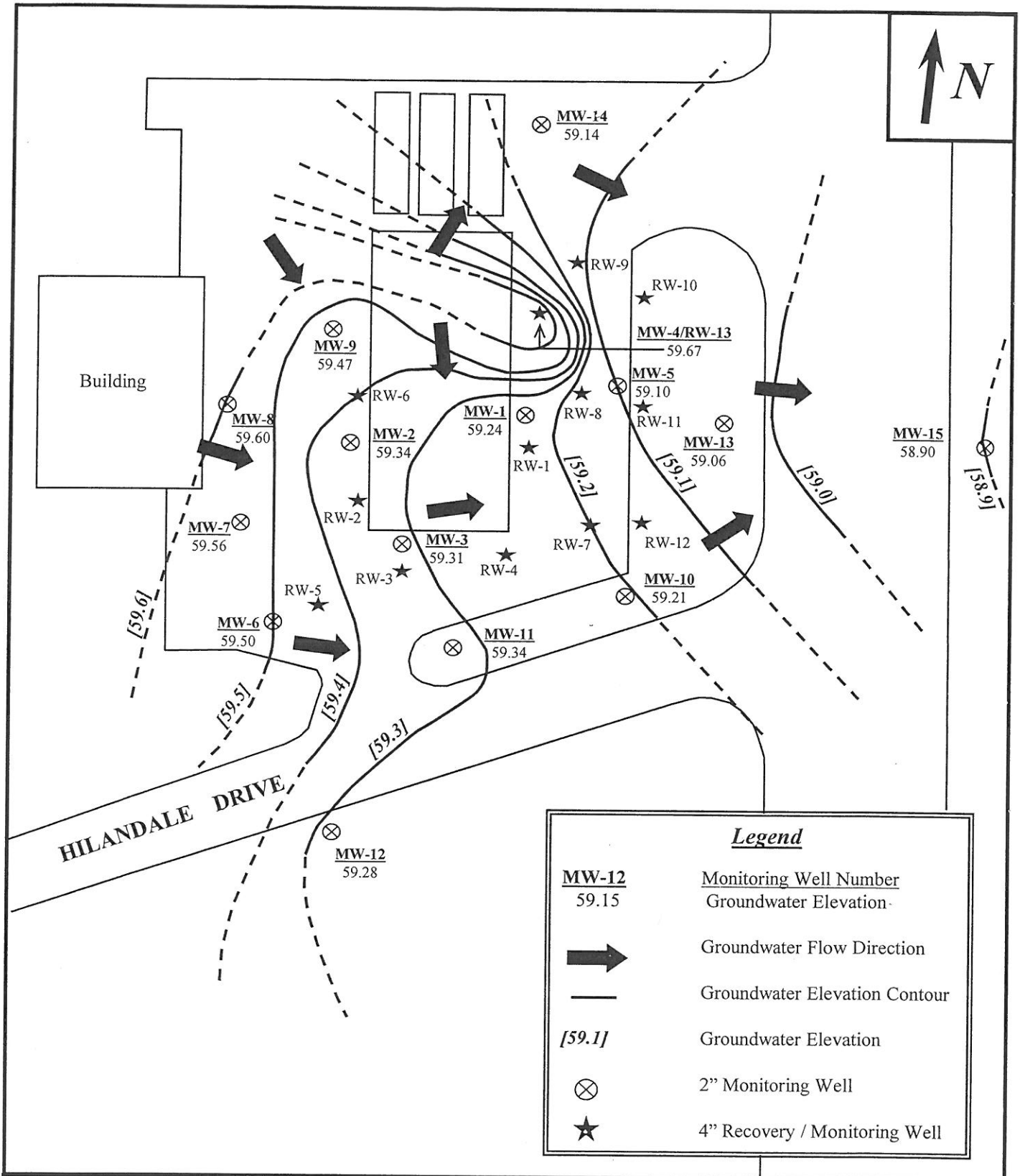

Scale: 1" = 40' (0 – 40)	**Project:** Jet Foods # 32 155 Roberson Mill Road Milledgeville, GA; Baldwin Co. Facility ID: 9005011	**Title:** Potentiometric Surface Map (February 4, 2013)	**Figure 2a**
Drawn by: KEY **Date:** 02/15/13		*Ranger Consulting, Inc.*	
Client: Dominy Oil Company, Inc.			

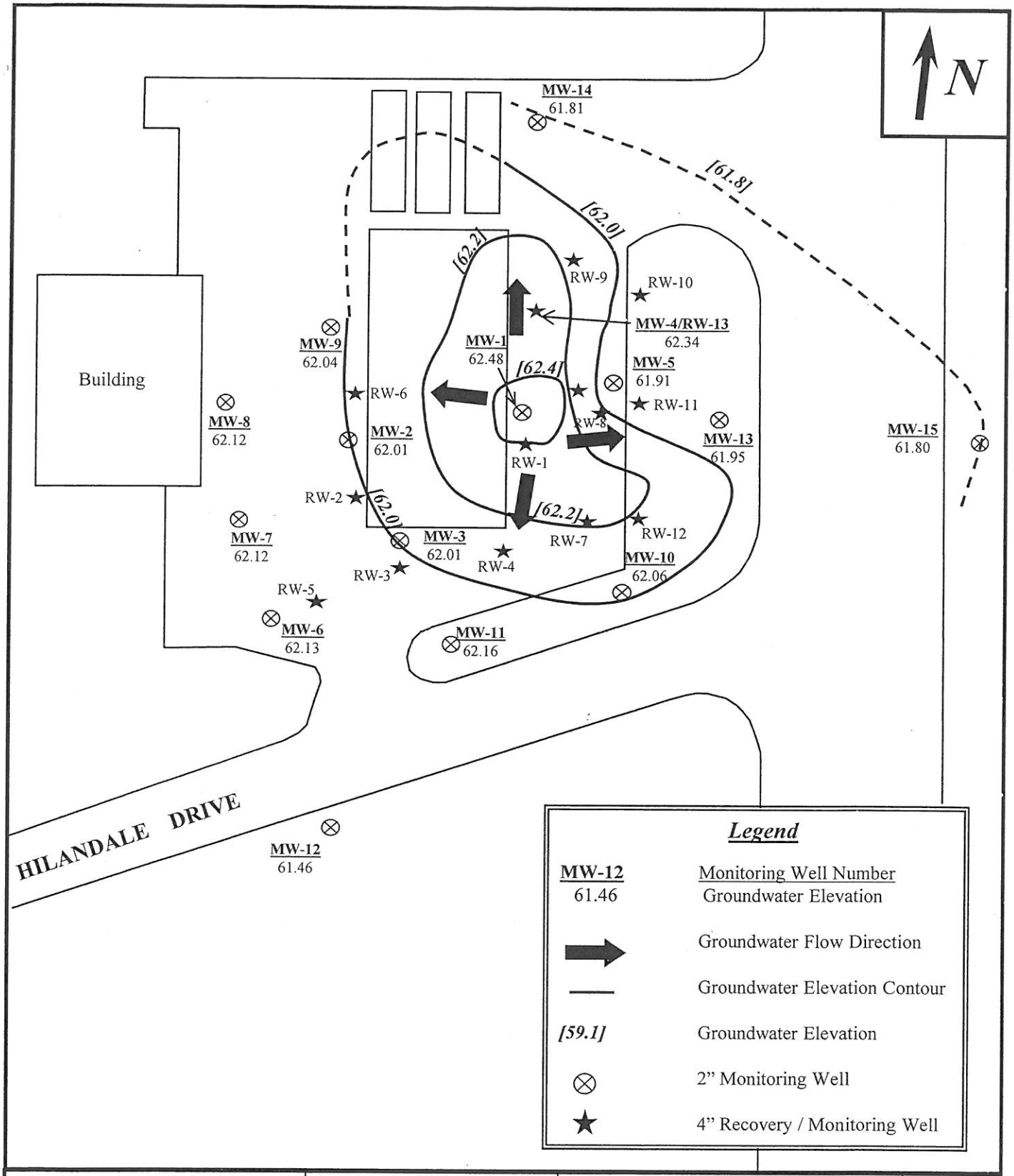

Scale: 1" = 40' (0 – 40)	**Project:** Jet Foods # 32 155 Roberson Mill Road Milledgeville, GA; Baldwin Co. Facility ID: 9005011	**Title:** Potentiometric Surface Map (May 16, 2013)	**Figure 2b**
Drawn by: KEY **Date:** 05/30/13		*Ranger Consulting, Inc.*	
Client: Dominy Oil Company, Inc.			

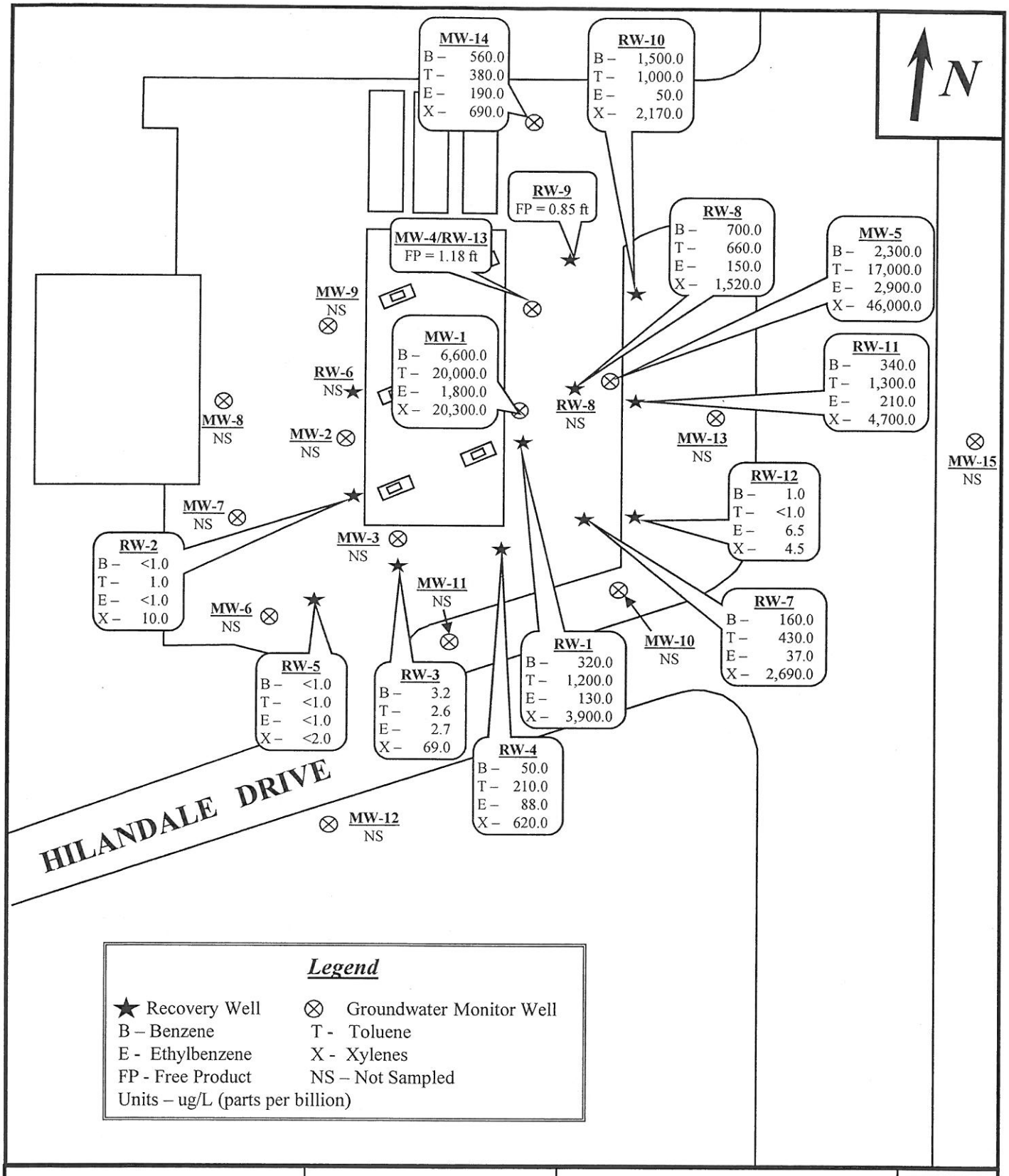

Scale: 1" = 40' (0 – 40)	**Project:** Jet Foods # 32 155 Roberson Mill Road Milledgeville, GA; Baldwin Co. Facility ID: 9005011	**Title:** Groundwater Quality Map (August 15, 2012)	**Figure 3a**
Drawn by: KEY **Date:** 08/24/12		*Ranger Consulting, Inc.*	
Client: Dominy Oil Company, Inc.			

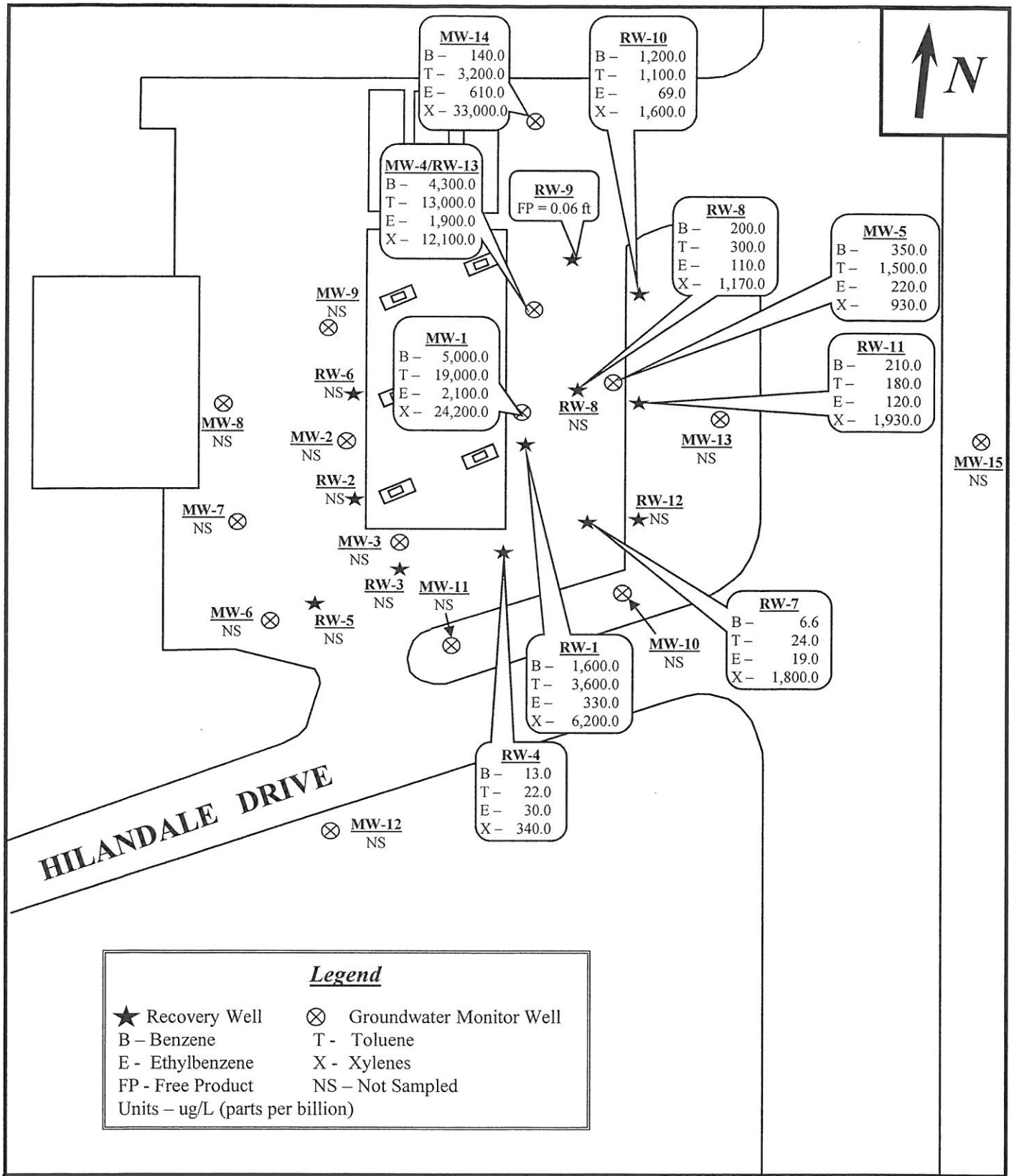

Scale: 1" = 40' (0 – 40)	**Project:** Jet Foods # 32 155 Roberson Mill Road Milledgeville, GA; Baldwin Co. Facility ID: 9005011	**Title:** Groundwater Quality Map (February 4, 2013)	**Figure 3b**
Drawn by: KEY **Date:** 02/15/13		*Ranger Consulting, Inc.*	
Client: Dominy Oil Company, Inc.			

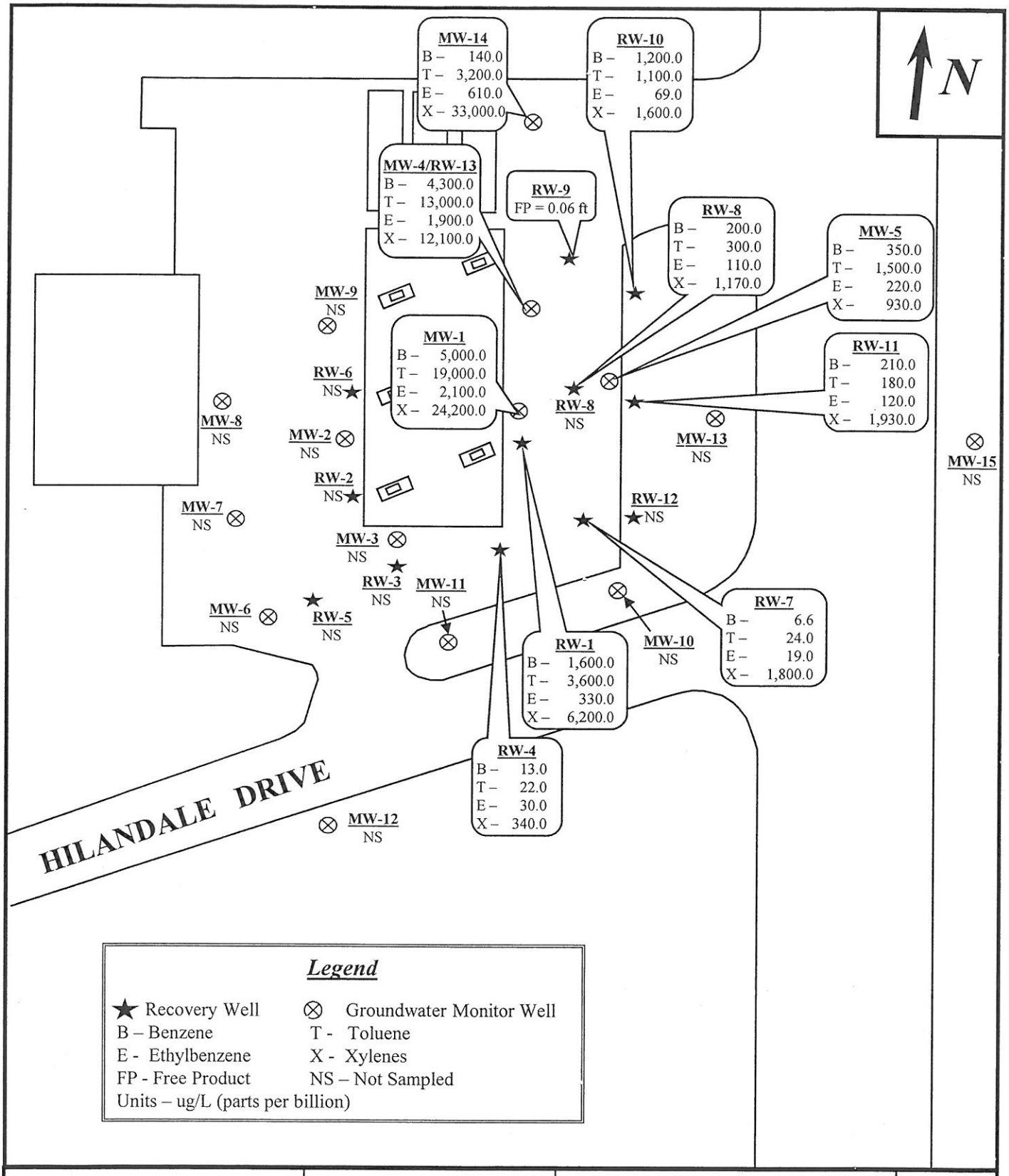

Scale: 1" = 40' (0 – 40)	**Project:** Jet Foods # 32, 155 Roberson Mill Road, Milledgeville, GA; Baldwin Co., Facility ID: 9005011	**Title:** Groundwater Quality Map (February 4, 2013)	**Figure 3a**
Drawn by: KEY **Date:** 02/15/13		*Ranger Consulting, Inc.*	
Client: Dominy Oil Company, Inc.			

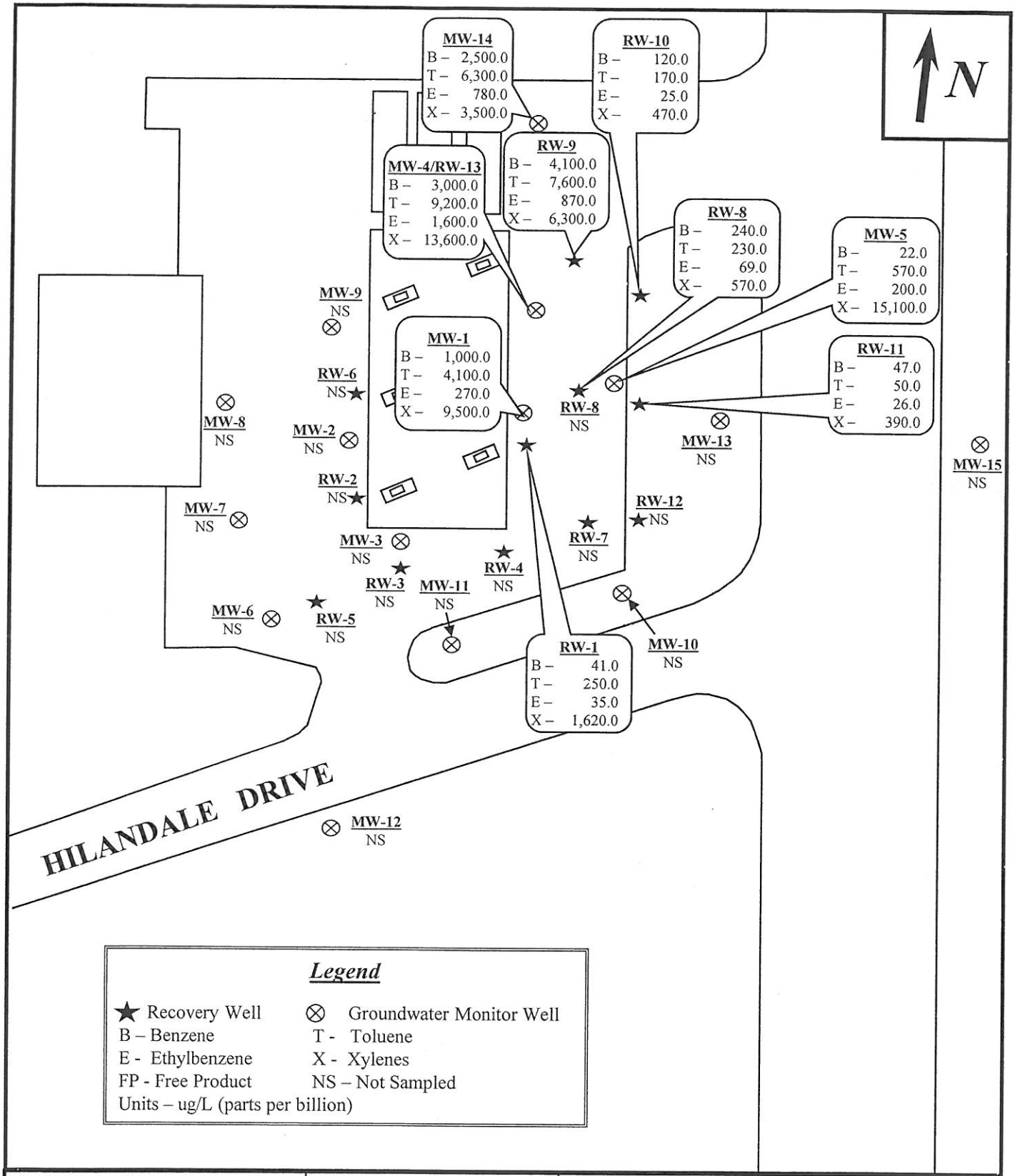

Scale: 1" = 40' (0 – 40)	**Project:** Jet Foods # 32, 155 Roberson Mill Road, Milledgeville, GA; Baldwin Co., Facility ID: 9005011	**Title:** Groundwater Quality Map (May 16, 2013)	**Figure 3b**
Drawn by: KEY **Date:** 05/28/13		*Ranger Consulting, Inc.*	
Client: Dominy Oil Company, Inc.			

Jet Foods #32
155 Roberson Mill Road
Facility ID: 9005011

TABLE 1: GROUNDWATER ELEVATIONS

Well Number	Date Measured	Ground Surface Elev. (ft)	Top of Casing Elev.	Depth of Screened Interval	Depth of Free Product (ft)	Water Depth (ft)	Product Thickness (ft)	Spec. Grav. Adjustment	Corrected Groundwater Elev. (ft)
MW-2	01/11/05	95.28	94.95	20.0-45.0	30.16	34.70	4.54	31.30	63.66
	01/25/05				29.19	35.40	6.21	30.74	64.21
	03/21/05				29.83	35.01	5.18	31.13	63.83
	05/20/05				29.33	32.94	3.61	30.23	64.72
	06/17/05	95.33	94.98	20.0-45.0	29.62	32.01	2.39	30.22	64.76
	08/02/05				29.50	32.31	2.81	30.20	64.78
	12/05/05				30.39	33.99	3.60	31.29	63.69
	04/17/06				30.72	33.91	3.19	31.52	63.46
	05/10/06				31.24	33.36	2.12	31.77	63.21
	09/14/06				N/A	32.53	N/A	N/A	62.45
	03/01/07				32.94	34.81	1.87	33.41	61.57
	07/09/08				33.21	35.32	2.11	33.74	61.24
	02/16/09				33.92	35.56	1.64	34.33	60.65
	05/12/09				36.25	37.46	1.21	36.55	58.43
	08/20/09				35.07	35.82	0.75	35.26	59.72
	12/03/09				32.79	33.38	0.59	32.94	62.04
	02/25/10				31.00	31.25	0.25	31.06	63.92
	05/26/10				30.33	30.35	0.02	30.34	64.65
	10/06/10				37.15	37.17	0.02	37.16	57.83
	12/01/10				37.58	37.59	0.01	37.58	57.40
	02/03/11				N/A	35.57	N/A	N/A	59.41
	03/31/11				N/A	33.80	N/A	N/A	61.18
	04/20/11				N/A	33.43	N/A	N/A	61.55
	07/22/11				N/A	34.36	N/A	N/A	60.62
	10/28/11				N/A	36.87	N/A	N/A	58.11
	02/29/12				N/A	35.11	N/A	N/A	59.87
	05/09/12				N/A	35.32	N/A	N/A	59.66
	08/15/12				N/A	35.80	N/A	N/A	59.18
	02/04/13				N/A	35.64	N/A	N/A	59.34
	05/16/13				N/A	32.97	N/A	N/A	62.01

Jet Foods #32
155 Roberson Mill Road
Facility ID: 9005011

TABLE 1: GROUNDWATER ELEVATIONS

Well Number	Date Measured	Ground Surface Elev. (ft)	Top of Casing Elev.	Depth of Screened Interval	Depth of Free Product (ft)	Water Depth (ft)	Product Thickness (ft)	Spec. Grav. Adjustment	Corrected Groundwater Elev. (ft)
MW-1	01/11/05	95.60	95.32	20.0-40.0	30.14	36.04	5.90	31.62	63.71
	01/25/05				29.68	36.89	7.21	31.48	63.84
	03/21/05				28.87	36.30	7.43	30.73	64.59
	05/20/05				28.98	35.61	6.63	30.64	64.68
	06/17/05	95.62	95.33	20.0-40.0	29.35	33.92	4.57	30.49	64.84
	08/02/05				29.09	34.40	5.31	30.42	64.91
	12/05/05				33.28	35.00	1.72	33.71	61.62
	04/17/06				30.80	34.57	3.77	31.74	63.59
	05/10/06				31.75	32.37	0.62	31.91	63.43
	09/14/06				33.05	34.88	1.83	33.51	61.82
	03/01/07				33.49	34.10	0.61	33.64	61.69
	07/09/08				32.88	37.37	4.49	34.00	61.33
	02/16/09				33.90	37.03	3.13	34.68	60.65
	05/12/09				35.47	38.83	3.36	36.31	59.02
	08/20/09				35.79	36.44	0.65	35.95	59.38
	12/03/09				32.93	33.18	0.25	32.99	62.34
	02/25/10				30.76	30.87	0.11	30.79	64.54
	05/26/10				30.10	30.12	0.02	30.11	65.23
	10/06/10				37.99	38.08	0.09	38.01	57.32
	12/01/10				36.39	36.40	0.01	36.39	58.94
	02/03/11				35.02	35.04	0.02	35.03	60.31
	03/31/11				N/A	34.15	N/A	N/A	61.18
	07/22/11				N/A	34.73	N/A	N/A	60.60
	10/28/11				N/A	37.03	N/A	N/A	58.30
	02/29/12				N/A	35.53	N/A	N/A	59.80
	05/09/12				N/A	35.76	N/A	N/A	59.57
	08/15/12				N/A	36.22	N/A	N/A	59.11
	02/04/13				N/A	36.09	N/A	N/A	59.24
	05/16/13				N/A	32.85	N/A	N/A	62.48

Jet Foods #32
155 Roberson Mill Road
Facility ID: 9005011

TABLE 1: GROUNDWATER ELEVATIONS

Well Number	Date Measured	Ground Surface Elev. (ft)	Top of Casing Elev.	Depth of Screened Interval	Depth of Free Product (ft)	Water Depth (ft)	Product Thickness (ft)	Spec. Grav. Adjustment	Corrected Groundwater Elev. (ft)
MW-3	01/11/05	94.72	94.36	20.0-40.0	29.31	35.09	5.78	30.76	63.61
	01/25/05				29.87	36.61	6.74	31.56	62.81
	03/21/05				29.19	34.81	5.62	30.60	63.77
	05/20/05				29.26	30.30	1.04	29.52	64.84
	06/17/05	94.73	94.37	20.0-40.0	29.50	29.52	0.02	29.51	64.87
	08/02/05				29.37	29.71	0.34	29.46	64.92
	12/05/05				29.72	33.52	3.80	30.67	63.70
	04/17/06				30.04	33.24	3.20	30.84	63.53
	05/10/06				30.96	31.34	0.38	31.06	63.32
	09/14/06				31.71	34.31	2.60	32.36	62.01
	03/01/07				32.10	34.87	2.77	32.79	61.58
	07/09/08				32.18	35.85	3.67	33.10	61.27
	02/16/09				33.52	34.03	0.51	33.65	60.72
	05/12/09				35.90	37.92	2.02	36.41	57.97
	08/20/09				34.58	34.95	0.37	34.67	59.70
	12/03/09				32.28	32.31	0.03	32.29	62.08
	02/25/10				30.40	30.44	0.04	30.41	63.96
	05/26/10				29.78	29.79	0.01	29.78	64.59
	10/06/10				36.68	36.70	0.02	36.69	57.69
	12/01/10				37.38	37.39	0.01	37.38	56.99
	02/03/11				N/A	35.42	N/A	N/A	58.95
	03/31/11				N/A	33.22	N/A	N/A	61.15
	04/20/11				N/A	32.83	N/A	N/A	61.54
	07/22/11				N/A	33.77	N/A	N/A	60.60
	10/28/11				N/A	35.73	N/A	N/A	58.64
	02/29/12				N/A	34.50	N/A	N/A	59.87
	05/09/12				N/A	34.75	N/A	N/A	59.62
	08/15/12				N/A	35.19	N/A	N/A	59.18
	02/04/13				N/A	35.06	N/A	N/A	59.31
	05/16/13				N/A	32.36	N/A	N/A	62.01

Jet Foods #32
155 Roberson Mill Road
Facility ID: 9005011

TABLE 1: GROUNDWATER ELEVATIONS

Well Number	Date Measured	Ground Surface Elev. (ft)	Top of Casing Elev.	Depth of Screened Interval	Depth of Free Product (ft)	Water Depth (ft)	Product Thickness (ft)	Spec. Grav. Adjustment	Corrected Groundwater Elev. (ft)
MW-4	06/17/05	95.88	95.63	25.0-45.0	30.64	30.98	0.34	30.73	64.91
	08/02/05				30.62	31.28	0.66	30.79	64.85
	12/05/05				31.05	33.30	2.25	31.61	64.02
	04/17/06				31.69	33.68	1.99	32.19	63.44
	05/10/06				31.95	33.59	1.64	32.36	63.27
	09/14/06				31.81	33.27	1.46	32.18	63.46
	03/01/07				33.74	35.23	1.49	34.11	61.52
	07/09/08				32.78	38.80	6.02	34.29	61.35
	02/16/09				34.25	37.14	2.89	34.97	60.66
	05/12/09				35.86	39.34	3.48	36.73	58.90
	08/20/09				35.01	38.61	3.60	35.91	59.72
	12/03/09				32.79	36.16	3.37	33.63	62.00
	02/25/10				30.83	34.14	3.31	31.66	63.97
	05/26/10				30.28	32.95	2.67	30.95	64.68
	10/06/10				37.23	40.56	3.33	38.06	57.57
	12/01/10				36.43	37.91	1.48	36.80	58.83
	02/03/11				35.68	36.27	0.59	35.83	59.80
MW-4/RW-13*	03/31/11				33.81	34.18	0.37	33.90	61.73
	05/09/12				N/A	35.24	N/A	N/A	60.39
	08/15/12				35.46	36.64	1.18	35.76	59.88
	02/04/13				N/A	35.96	N/A	N/A	59.67
	05/16/13				N/A	33.29	N/A	N/A	62.34

Jet Foods #32
155 Roberson Mill Road
Facility ID: 9005011

TABLE 1: GROUNDWATER ELEVATIONS

Well Number	Date Measured	Ground Surface Elev. (ft)	Top of Casing Elev.	Depth of Screened Interval	Depth of Free Product (ft)	Water Depth (ft)	Product Thickness (ft)	Spec. Grav. Adjustment	Corrected Groundwater Elev. (ft)
MW-5	06/17/05	95.87	95.60	25.0-45.0	30.63	30.65	0.02	30.64	64.97
	08/02/05				30.28	31.34	1.06	30.55	65.06
	12/05/05				31.08	33.39	2.31	31.66	63.94
	04/17/06				31.25	33.92	2.67	31.92	63.68
	05/10/06				31.65	34.40	2.75	32.34	63.26
	09/14/06				32.91	34.16	1.25	33.22	62.38
	03/01/07				33.47	35.94	2.47	34.09	61.51
	07/09/08				33.30	37.40	4.10	34.33	61.28
	02/16/09				33.97	38.23	4.26	35.04	60.57
	05/12/09				35.80	40.43	4.63	36.96	58.64
	08/20/09				35.34	38.60	3.26	36.16	59.45
	12/03/09				33.35	34.13	0.78	33.55	62.06
	02/25/10				31.40	31.95	0.55	31.54	64.06
	05/26/10				30.77	31.19	0.42	30.88	64.73
	10/06/10				39.47	39.58	0.11	39.50	56.10
	12/01/10				36.96	37.60	0.64	37.12	58.48
	02/03/11				36.10	36.27	0.17	36.14	59.46
	03/31/11				N/A	34.69	N/A	N/A	60.91
	07/22/11				N/A	35.13	N/A	N/A	60.47
	10/28/11				37.89	37.91	0.02	37.90	57.71
	02/29/12				N/A	35.92	N/A	N/A	59.68
	05/09/12				N/A	36.16	N/A	N/A	59.44
	08/15/12				N/A	36.62	N/A	N/A	58.98
	02/04/13				N/A	36.50	N/A	N/A	59.10
	05/16/13				N/A	33.69	N/A	N/A	61.91

Jet Foods #32
155 Roberson Mill Road
Facility ID: 9005011

TABLE 1: GROUNDWATER ELEVATIONS

Well Number	Date Measured	Ground Surface Elev. (ft)	Top of Casing Elev.	Depth of Screened Interval	Depth of Free Product (ft)	Water Depth (ft)	Product Thickness (ft)	Spec. Grav. Adjustment	Corrected Groundwater Elev. (ft)
MW-6	06/17/05	93.83	93.55	25.0-45.0	N/A	28.80	N/A	N/A	64.75
	08/02/05				N/A	30.30	N/A	N/A	63.25
	12/05/05				N/A	29.94	N/A	N/A	63.61
	04/17/06				N/A	30.09	N/A	N/A	63.46
	05/10/06				N/A	30.33	N/A	N/A	63.22
	09/14/06				N/A	31.71	N/A	N/A	61.84
	03/01/07				N/A	31.82	N/A	N/A	61.73
	07/09/08				N/A	34.25	N/A	N/A	59.30
	02/16/09				N/A	32.76	N/A	N/A	60.79
	05/12/09				N/A	33.13	N/A	N/A	60.42
	08/20/09				N/A	33.64	N/A	N/A	59.91
	12/03/09				N/A	31.43	N/A	N/A	62.12
	02/25/10				N/A	29.66	N/A	N/A	63.89
	05/26/10				N/A	28.98	N/A	N/A	64.57
	10/06/10				N/A	33.55	N/A	N/A	60.00
	02/03/11				N/A	32.86	N/A	N/A	60.69
	03/31/11				N/A	32.17	N/A	N/A	61.38
	07/22/11				N/A	32.88	N/A	N/A	60.67
	10/28/11				N/A	34.41	N/A	N/A	59.14
	02/29/12				N/A	33.52	N/A	N/A	60.03
	05/09/12				N/A	33.76	N/A	N/A	59.79
	08/15/12				N/A	34.17	N/A	N/A	59.38
	02/04/13				N/A	34.05	N/A	N/A	59.50
	05/16/13				N/A	31.42	N/A	N/A	62.13

Jet Foods #32
155 Roberson Mill Road
Facility ID: 9005011

TABLE 1: GROUNDWATER ELEVATIONS

Well Number	Date Measured	Ground Surface Elev. (ft)	Top of Casing Elev.	Depth of Screened Interval	Depth of Free Product (ft)	Water Depth (ft)	Product Thickness (ft)	Spec. Grav. Adjustment	Corrected Groundwater Elev. (ft)
MW-7	06/17/05	95.38	95.13	25.0-45.0	N/A	30.26	N/A	N/A	64.87
	08/02/05				N/A	30.30	N/A	N/A	64.83
	12/05/05				N/A	31.34	N/A	N/A	63.79
	04/17/06				N/A	31.53	N/A	N/A	63.60
	05/10/06				N/A	31.78	N/A	N/A	63.35
	09/14/06				N/A	33.15	N/A	N/A	61.98
	03/01/07				N/A	33.39	N/A	N/A	61.74
	07/09/08				N/A	33.69	N/A	N/A	61.44
	02/16/09				N/A	34.28	N/A	N/A	60.85
	05/12/09				N/A	35.03	N/A	N/A	60.10
	08/20/09				N/A	35.10	N/A	N/A	60.03
	12/03/09				N/A	32.98	N/A	N/A	62.15
	02/25/10				N/A	31.19	N/A	N/A	63.94
	05/26/10				N/A	30.39	N/A	N/A	64.74
	10/06/10				N/A	35.36	N/A	N/A	59.77
	02/03/11				N/A	34.49	N/A	N/A	60.64
	03/31/11				N/A	33.76	N/A	N/A	61.37
	07/22/11				N/A	34.37	N/A	N/A	60.76
	10/28/11				N/A	36.05	N/A	N/A	59.08
	02/29/12				N/A	35.04	N/A	N/A	60.09
	05/09/12				N/A	35.23	N/A	N/A	59.90
	08/15/12				N/A	35.71	N/A	N/A	59.42
	02/04/13				N/A	35.57	N/A	N/A	59.56
	05/16/13				N/A	33.01	N/A	N/A	62.12

Jet Foods #32
155 Roberson Mill Road
Facility ID: 9005011

TABLE 1: GROUNDWATER ELEVATIONS

Well Number	Date Measured	Ground Surface Elev. (ft)	Top of Casing Elev.	Depth of Screened Interval	Depth of Free Product (ft)	Water Depth (ft)	Product Thickness (ft)	Spec. Grav. Adjustment	Corrected Groundwater Elev. (ft)
MW-8	06/17/05	95.75	95.54	25.0-45.0	N/A	30.65	N/A	N/A	64.89
	08/02/05				N/A	30.66	N/A	N/A	64.88
	12/05/05				N/A	31.72	N/A	N/A	63.82
	04/17/06				N/A	31.92	N/A	N/A	63.62
	05/10/06				N/A	32.16	N/A	N/A	63.38
	09/14/06				N/A	33.56	N/A	N/A	61.98
	03/01/07				N/A	33.81	N/A	N/A	61.73
	07/09/08				N/A	34.07	N/A	N/A	61.47
	02/16/09				N/A	34.66	N/A	N/A	60.88
	05/12/09				N/A	35.38	N/A	N/A	60.16
	08/20/09				N/A	35.44	N/A	N/A	60.10
	12/03/09				N/A	33.36	N/A	N/A	62.18
	02/25/10				N/A	31.59	N/A	N/A	63.95
	05/26/10				N/A	30.75	N/A	N/A	64.79
	10/06/10				N/A	35.55	N/A	N/A	59.99
	02/03/11				N/A	34.84	N/A	N/A	60.70
	03/31/11				N/A	34.20	N/A	N/A	61.34
	07/22/11				N/A	34.73	N/A	N/A	60.81
	10/28/11				N/A	36.34	N/A	N/A	59.20
	02/29/12				N/A	35.44	N/A	N/A	60.10
	05/09/12				N/A	35.61	N/A	N/A	59.93
	08/15/12				N/A	36.09	N/A	N/A	59.45
	02/04/13				N/A	35.94	N/A	N/A	59.60
	05/16/13				N/A	33.42	N/A	N/A	62.12

Jet Foods #32
155 Roberson Mill Road
Facility ID: 9005011

TABLE 1: GROUNDWATER ELEVATIONS

Well Number	Date Measured	Ground Surface Elev. (ft)	Top of Casing Elev.	Depth of Screened Interval	Depth of Free Product (ft)	Water Depth (ft)	Product Thickness (ft)	Spec. Grav. Adjustment	Corrected Groundwater Elev. (ft)
MW-9	06/17/05	95.64	95.30	25.0-45.0	N/A	30.41	N/A	N/A	64.89
	08/02/05				N/A	30.40	N/A	N/A	64.90
	12/05/05				N/A	31.45	N/A	N/A	63.85
	04/17/06				N/A	31.70	N/A	N/A	63.60
	05/10/06				N/A	31.93	N/A	N/A	63.37
	09/14/06				N/A	33.35	N/A	N/A	61.95
	03/01/07				N/A	33.61	N/A	N/A	61.69
	07/09/08				N/A	33.85	N/A	N/A	61.45
	02/16/09				N/A	34.47	N/A	N/A	60.83
	05/12/09				N/A	35.46	N/A	N/A	59.84
	08/20/09				N/A	35.21	N/A	N/A	60.09
	12/03/09				N/A	33.16	N/A	N/A	62.14
	02/25/10				N/A	31.33	N/A	N/A	63.97
	05/26/10				N/A	30.51	N/A	N/A	64.79
	10/06/10				N/A	35.69	N/A	N/A	59.61
	02/03/11				N/A	34.78	N/A	N/A	60.52
	03/31/11				N/A	34.06	N/A	N/A	61.24
	07/22/11				N/A	34.55	N/A	N/A	60.75
	10/28/11				N/A	36.26	N/A	N/A	59.04
	02/29/12				N/A	35.30	N/A	N/A	60.00
	05/09/12				N/A	35.44	N/A	N/A	59.86
	08/15/12				N/A	35.94	N/A	N/A	59.36
	02/04/13				N/A	35.83	N/A	N/A	59.47
	05/16/13				N/A	33.26	N/A	N/A	62.04

Jet Foods #32
155 Roberson Mill Road
Facility ID: 9005011

TABLE 1: GROUNDWATER ELEVATIONS

Well Number	Date Measured	Ground Surface Elev. (ft)	Top of Casing Elev.	Depth of Screened Interval	Depth of Free Product (ft)	Water Depth (ft)	Product Thickness (ft)	Spec. Grav. Adjustment	Corrected Groundwater Elev. (ft)
MW-10	06/17/05	94.69	94.31	25.0-45.0	N/A	29.41	N/A	N/A	64.90
	08/02/05				N/A	29.31	N/A	N/A	65.00
	12/05/05				N/A	30.42	N/A	N/A	63.89
	04/17/06				N/A	30.71	N/A	N/A	63.60
	05/10/06				N/A	30.98	N/A	N/A	63.33
	09/14/06				N/A	32.31	N/A	N/A	62.00
	03/01/07				N/A	32.62	N/A	N/A	61.69
	07/09/08				N/A	32.98	N/A	N/A	61.33
	02/16/09				N/A	33.60	N/A	N/A	60.71
	05/12/09				N/A	34.59	N/A	N/A	59.72
	08/20/09				N/A	34.83	N/A	N/A	59.48
	12/03/09				N/A	32.19	N/A	N/A	62.12
	02/25/10				N/A	30.26	N/A	N/A	64.05
	05/26/10				N/A	29.70	N/A	N/A	64.61
	10/06/10				N/A	36.67	N/A	N/A	57.64
	02/03/11				N/A	34.06	N/A	N/A	60.25
	03/31/11				N/A	33.20	N/A	N/A	61.11
	07/22/11				N/A	33.79	N/A	N/A	60.52
	10/28/11				N/A	36.56	N/A	N/A	57.75
	02/29/12				N/A	34.53	N/A	N/A	59.78
	05/09/12				N/A	34.75	N/A	N/A	59.56
	08/15/12				N/A	35.23	N/A	N/A	59.08
	02/04/13				N/A	35.10	N/A	N/A	59.21
	05/16/13				N/A	32.25	N/A	N/A	62.06

Jet Foods #32
155 Roberson Mill Road
Facility ID: 9005011

TABLE 1: GROUNDWATER ELEVATIONS

Well Number	Date Measured	Ground Surface Elev. (ft)	Top of Casing Elev.	Depth of Screened Interval	Depth of Free Product (ft)	Water Depth (ft)	Product Thickness (ft)	Spec. Grav. Adjustment	Corrected Groundwater Elev. (ft)
MW-11	06/17/05	94.19	93.90	25.0-45.0	N/A	29.12	N/A	N/A	64.78
	08/02/05				N/A	29.11	N/A	N/A	64.79
	12/05/05				N/A	30.19	N/A	N/A	63.71
	04/17/06				N/A	30.22	N/A	N/A	63.68
	05/10/06				N/A	30.66	N/A	N/A	63.24
	09/14/06				N/A	31.98	N/A	N/A	61.92
	03/01/07				N/A	32.18	N/A	N/A	61.72
	07/09/08				N/A	32.64	N/A	N/A	61.26
	02/16/09				N/A	33.16	N/A	N/A	60.74
	05/12/09				N/A	33.74	N/A	N/A	60.16
	08/20/09				N/A	34.12	N/A	N/A	59.78
	12/03/09				N/A	31.77	N/A	N/A	62.13
	02/25/10				N/A	29.91	N/A	N/A	63.99
	05/26/10				N/A	29.37	N/A	N/A	64.53
	10/06/10				N/A	34.45	N/A	N/A	59.45
	02/03/11				N/A	33.38	N/A	N/A	60.52
	03/31/11				N/A	32.58	N/A	N/A	61.32
	07/22/11				N/A	33.33	N/A	N/A	60.57
	10/28/11				N/A	35.11	N/A	N/A	58.79
	02/29/12				N/A	33.99	N/A	N/A	59.91
	05/09/12				N/A	34.24	N/A	N/A	59.66
	08/15/12				N/A	34.68	N/A	N/A	59.22
	02/04/13				N/A	34.56	N/A	N/A	59.34
	05/16/13				N/A	31.74	N/A	N/A	62.16
MW-12	05/10/06	89.81	89.65	30.0-45.0	N/A	26.68	N/A	N/A	62.97
	03/01/07				N/A	28.05	N/A	N/A	61.60
	07/09/08				N/A	28.64	N/A	N/A	61.01
	02/16/09				N/A	28.78	N/A	N/A	60.87
	05/12/09				N/A	28.68	N/A	N/A	60.97
	08/20/09				N/A	29.80	N/A	N/A	59.85
	12/03/09				N/A	27.64	N/A	N/A	62.01
	02/25/10				N/A	26.20	N/A	N/A	63.45
	05/26/10				N/A	25.71	N/A	N/A	63.94
	10/06/10				N/A	28.96	N/A	N/A	60.69
	02/03/11				N/A	28.86	N/A	N/A	60.79
	03/31/11				N/A	28.61	N/A	N/A	61.04
	07/22/11				N/A	29.20	N/A	N/A	60.45
	10/28/11				N/A	30.32	N/A	N/A	59.33
	02/29/12				N/A	29.82	N/A	N/A	59.83
	05/09/12				N/A	30.07	N/A	N/A	59.58
	08/15/12				N/A	30.50	N/A	N/A	59.15
	02/04/13				N/A	30.37	N/A	N/A	59.28
	05/16/13				N/A	28.19	N/A	N/A	61.46

Jet Foods #32
155 Roberson Mill Road
Facility ID: 9005011

TABLE 1: GROUNDWATER ELEVATIONS

Well Number	Date Measured	Ground Surface Elev. (ft)	Top of Casing Elev.	Depth of Screened Interval	Depth of Free Product (ft)	Water Depth (ft)	Product Thickness (ft)	Spec. Grav. Adjustment	Corrected Groundwater Elev. (ft)
MW-13	05/10/06	96.09	95.85	30.0-45.0	N/A	32.49	N/A	N/A	63.36
	03/01/07				34.20	34.23	0.03	34.21	61.64
	07/09/08				34.51	34.58	0.07	34.53	61.32
	02/16/09				35.15	35.36	0.21	35.20	60.65
	05/12/09				35.86	36.32	0.46	35.98	59.88
	08/20/09				36.47	36.59	0.12	36.50	59.35
	12/03/09				33.78	33.79	0.01	33.78	62.07
	02/25/10				N/A	32.08	N/A	N/A	63.77
	05/26/10				N/A	31.14	N/A	N/A	64.71
	10/06/10				N/A	38.20	N/A	N/A	57.65
	02/03/11				N/A	35.80	N/A	N/A	60.05
	03/31/11				N/A	34.94	N/A	N/A	60.91
	07/22/11				N/A	35.40	N/A	N/A	60.45
	10/28/11				N/A	38.17	N/A	N/A	57.68
	02/29/12				N/A	36.23	N/A	N/A	59.62
	05/09/12				N/A	36.44	N/A	N/A	59.41
	08/15/12				N/A	36.90	N/A	N/A	58.95
	02/04/13				N/A	36.79	N/A	N/A	59.06
	05/16/13				N/A	33.90	N/A	N/A	61.95
MW-14	05/10/06	96.86	96.57	30.0-45.0	N/A	33.32	N/A	N/A	63.25
	03/01/07				N/A	35.12	N/A	N/A	61.45
	07/09/08				N/A	35.28	N/A	N/A	61.29
	02/16/09				N/A	35.83	N/A	N/A	60.74
	05/12/09				N/A	36.12	N/A	N/A	60.45
	08/20/09				N/A	36.41	N/A	N/A	60.16
	12/03/09				N/A	34.53	N/A	N/A	62.04
	02/25/10				N/A	32.51	N/A	N/A	64.06
	05/26/10				N/A	31.84	N/A	N/A	64.73
	10/06/10				N/A	36.60	N/A	N/A	59.97
	02/03/11				N/A	34.26	N/A	N/A	62.31
	03/31/11				N/A	35.66	N/A	N/A	60.91
	07/22/11				N/A	36.02	N/A	N/A	60.55
	10/28/11				N/A	37.46	N/A	N/A	59.11
	02/29/12				N/A	36.85	N/A	N/A	59.72
	05/09/12				N/A	37.01	N/A	N/A	59.56
	08/15/12				N/A	37.50	N/A	N/A	59.07
	02/04/13				N/A	37.43	N/A	N/A	59.14
	05/16/13				N/A	34.76	N/A	N/A	61.81

Jet Foods #32
155 Roberson Mill Road
Facility ID: 9005011

TABLE 1: GROUNDWATER ELEVATIONS

Well Number	Date Measured	Ground Surface Elev. (ft)	Top of Casing Elev.	Depth of Screened Interval	Depth of Free Product (ft)	Water Depth (ft)	Product Thickness (ft)	Spec. Grav. Adjustment	Corrected Groundwater Elev. (ft)
MW-15	03/01/07	90.29	90.05	25.0-40.0	N/A	30.69	N/A	N/A	59.36
	07/09/08				N/A	29.01	N/A	N/A	61.04
	02/16/09				N/A	29.07	N/A	N/A	60.98
	05/12/09				N/A	28.20	N/A	N/A	61.85
	08/20/09				N/A	29.41	N/A	N/A	60.64
	12/03/09				N/A	27.93	N/A	N/A	62.12
	02/25/10				N/A	27.05	N/A	N/A	63.00
	05/26/10				N/A	26.51	N/A	N/A	63.54
	10/06/10				N/A	33.48	N/A	N/A	56.57
	02/03/11				N/A	29.46	N/A	N/A	60.59
	03/31/11				N/A	28.14	N/A	N/A	61.91
	07/22/11				N/A	29.66	N/A	N/A	60.39
	10/28/11				N/A	30.72	N/A	N/A	59.33
	02/29/12				N/A	30.56	N/A	N/A	59.49
	05/09/12				N/A	30.83	N/A	N/A	59.22
	08/15/12				N/A	31.28	N/A	N/A	58.77
	02/04/13				N/A	31.15	N/A	N/A	58.90
	05/16/13				N/A	28.25	N/A	N/A	61.80
RW-1	06/17/05	95.58	95.27	25.0-45.0	30.22	30.48	0.26	30.29	64.99
	08/02/05				29.08	34.00	4.92	30.31	64.96
	12/05/05				30.24	34.84	4.60	31.39	63.88
	04/17/06				30.76	34.49	3.73	31.69	63.58
	05/10/06				31.71	32.50	0.79	31.91	63.36
	09/14/06				32.40	34.27	1.87	32.87	62.40
	03/01/07				32.76	36.34	3.58	33.66	61.62
	07/09/08				33.85	37.30	3.45	34.71	60.56
	02/16/09				33.14	36.45	3.31	33.97	61.30
	08/20/09				35.12	35.41	0.29	35.19	60.08
	12/03/09				N/A	33.43	N/A	N/A	61.84
	06/21/10				N/A	31.36	N/A	N/A	63.91
	03/31/11				N/A	32.86	N/A	N/A	62.41
	05/09/12				N/A	35.02	N/A	N/A	60.25
	08/15/12				N/A	35.50	N/A	N/A	59.77
	02/04/13				N/A	35.38	N/A	N/A	59.89
	05/16/13				N/A	32.50	N/A	N/A	62.77

Jet Foods #32
155 Roberson Mill Road
Facility ID: 9005011

TABLE 1: GROUNDWATER ELEVATIONS

Well Number	Date Measured	Ground Surface Elev. (ft)	Top of Casing Elev.	Depth of Screened Interval	Depth of Free Product (ft)	Water Depth (ft)	Product Thickness (ft)	Spec. Grav. Adjustment	Corrected Groundwater Elev. (ft)
RW-2	06/17/05	95.14	94.61	25.0-45.0	29.73	29.80	0.07	29.75	64.86
	08/02/05				29.24	31.37	2.13	29.77	64.84
	12/05/05				30.00	33.62	3.62	30.91	63.71
	04/17/06				30.35	33.51	3.16	31.14	63.47
	05/10/06				31.20	31.69	0.49	31.32	63.29
	09/14/06				32.54	33.65	1.11	32.82	61.79
	03/01/07				32.91	33.07	0.16	32.95	61.66
	07/09/08				33.17	33.63	0.46	33.29	61.33
	02/16/09				33.40	33.43	0.03	33.41	61.20
	08/20/09				N/A	34.36	N/A	N/A	60.25
	12/03/09				N/A	31.92	N/A	N/A	62.69
	06/21/10				N/A	30.64	N/A	N/A	63.97
	03/31/11				N/A	33.00	N/A	N/A	61.61
	05/09/12				N/A	34.48	N/A	N/A	60.13
	08/15/12				N/A	34.94	N/A	N/A	59.67
RW-3	06/17/05	94.41	94.18	25.0-45.0	29.34	29.36	0.02	29.35	64.84
	08/02/05				29.24	31.27	2.03	29.75	64.43
	12/05/05				30.29	30.32	0.03	30.30	63.88
	04/17/06				N/A	30.58	N/A	N/A	63.60
	05/10/06				N/A	30.85	N/A	N/A	63.33
	09/14/06				32.21	32.22	0.01	32.21	61.97
	03/01/07				N/A	32.50	N/A	N/A	61.68
	07/09/08				32.07	35.67	3.60	32.97	61.21
	02/16/09				32.95	33.26	0.31	33.03	61.15
	08/20/09				N/A	34.03	N/A	N/A	60.15
	12/03/09				N/A	31.61	N/A	N/A	62.57
	06/21/10				N/A	30.28	N/A	N/A	63.90
	03/31/11				N/A	32.50	N/A	N/A	61.68
	05/09/12				N/A	34.06	N/A	N/A	60.12
	08/15/12				N/A	34.54	N/A	N/A	59.64

Jet Foods #32
155 Roberson Mill Road
Facility ID: 9005011

TABLE 1: GROUNDWATER ELEVATIONS

Well Number	Date Measured	Ground Surface Elev. (ft)	Top of Casing Elev.	Depth of Screened Interval	Depth of Free Product (ft)	Water Depth (ft)	Product Thickness (ft)	Spec. Grav. Adjustment	Corrected Groundwater Elev. (ft)
RW-4	06/17/05	94.97	94.55	25.0-45.0	29.67	29.69	0.02	29.68	64.88
	08/02/05				29.42	30.24	0.82	29.63	64.93
	12/05/05				30.50	32.17	1.67	30.92	63.63
	04/17/06				30.62	32.04	1.42	30.98	63.58
	05/10/06				30.92	32.33	1.41	31.27	63.28
	09/14/06				32.19	32.20	0.01	32.19	62.36
	03/01/07				32.55	34.09	1.54	32.94	61.62
	07/09/08				32.48	35.78	3.30	33.31	61.25
	02/16/09				32.77	34.70	1.93	33.25	61.30
	08/20/09				34.29	34.32	0.03	34.30	60.25
	12/03/09				N/A	31.84	N/A	N/A	62.71
	06/21/10				N/A	30.51	N/A	N/A	64.04
	03/31/11				N/A	32.78	N/A	N/A	61.77
	05/09/12				N/A	34.28	N/A	N/A	60.27
	08/15/12				N/A	35.71	N/A	N/A	58.84
	02/04/13				N/A	34.49	N/A	N/A	60.06
RW-5	09/16/08	93.97	93.53	30.0-45.0	N/A	32.45	N/A	N/A	61.08
	02/16/09				N/A	32.26	N/A	N/A	61.27
	08/20/09				N/A	33.24	N/A	N/A	60.29
	12/03/09				N/A	30.97	N/A	N/A	62.56
	06/21/10				N/A	29.47	N/A	N/A	64.06
	03/31/11				N/A	31.72	N/A	N/A	61.81
	05/09/12				N/A	33.30	N/A	N/A	60.23
	08/15/12				N/A	33.75	N/A	N/A	59.78
RW-6	09/16/08	95.70	95.43	30.0-45.0	N/A	34.34	N/A	N/A	61.09
	02/16/09				N/A	34.08	N/A	N/A	61.35
	08/20/09				N/A	34.89	N/A	N/A	60.54
	12/03/09				N/A	32.44	N/A	N/A	62.99
	06/21/10				N/A	31.10	N/A	N/A	64.33
	03/31/11				N/A	33.65	N/A	N/A	61.78
	05/09/12				N/A	35.04	N/A	N/A	60.39
	08/15/12				N/A	35.55	N/A	N/A	59.88
RW-7	09/16/08	95.39	94.99	32.0-47.0	33.96	34.00	0.04	33.97	61.02
	02/16/09				N/A	34.64	N/A	N/A	60.35
	08/20/09				N/A	39.94	N/A	N/A	55.05
	12/03/09				N/A	32.20	N/A	N/A	62.79
	06/21/10				N/A	31.12	N/A	N/A	63.87
	03/31/11				N/A	32.69	N/A	N/A	62.30
	05/09/12				N/A	34.71	N/A	N/A	60.28
	08/15/12				N/A	35.21	N/A	N/A	59.78
	02/04/13				N/A	35.09	N/A	N/A	59.90

Jet Foods #32
155 Roberson Mill Road
Facility ID: 9005011

TABLE 1: GROUNDWATER ELEVATIONS

Well Number	Date Measured	Ground Surface Elev. (ft)	Top of Casing Elev.	Depth of Screened Interval	Depth of Free Product (ft)	Water Depth (ft)	Product Thickness (ft)	Spec. Grav. Adjustment	Corrected Groundwater Elev. (ft)
RW-8	09/16/08	95.78	95.41	33.0-48.0	36.63	36.93	0.30	36.71	58.71
	02/16/09				34.02	34.09	0.07	34.04	61.37
	08/20/09				N/A	35.05	N/A	N/A	60.36
	12/03/09				N/A	32.74	N/A	N/A	62.67
	06/21/10				N/A	31.28	N/A	N/A	64.13
	03/31/11				N/A	33.82	N/A	N/A	61.59
	05/09/12				N/A	35.22	N/A	N/A	60.19
	08/15/12				N/A	35.70	N/A	N/A	59.71
	02/04/13				N/A	35.95	N/A	N/A	59.46
	05/16/13				N/A	32.86	N/A	N/A	62.55
RW-9	09/16/08	96.13	95.58	33.0-48.0	33.22	38.55	5.33	34.55	61.03
	02/16/09				34.60	34.84	0.24	34.66	60.92
	08/20/09				35.45	35.69	0.24	35.51	60.07
	12/03/09				33.34	33.37	0.03	33.35	62.23
	06/21/10				N/A	31.75	N/A	N/A	63.83
	03/31/11				34.46	34.51	0.05	34.47	61.11
	05/09/12				N/A	35.81	N/A	N/A	59.77
	08/15/12				36.10	36.95	0.85	36.31	59.27
	02/04/13				36.13	36.19	0.06	36.15	59.44
	05/16/13				N/A	33.51	N/A	N/A	62.07
RW-10	09/16/08	97.27	96.77	32.0-47.0	34.55	39.70	5.15	35.84	60.93
	02/16/09				34.76	37.68	2.92	35.49	61.28
	08/20/09				N/A	36.43	N/A	N/A	60.34
	12/03/09				N/A	34.21	N/A	N/A	62.56
	06/21/10				N/A	32.68	N/A	N/A	64.09
	03/31/11				N/A	35.38	N/A	N/A	61.39
	05/09/12				N/A	36.70	N/A	N/A	60.07
	08/15/12				N/A	37.19	N/A	N/A	59.58
	02/04/13				N/A	37.13	N/A	N/A	59.64
	05/16/13				N/A	34.44	N/A	N/A	62.33
RW-11	09/16/08	96.71	96.60	32.0-47.0	N/A	35.29	N/A	N/A	61.31
	02/16/09				N/A	34.80	N/A	N/A	61.80
	08/20/09				35.05	38.54	3.49	35.92	60.68
	12/03/09				N/A	33.20	N/A	N/A	63.40
	06/21/10				N/A	32.09	N/A	N/A	64.51
	03/31/11				N/A	34.58	N/A	N/A	62.02
	05/09/12				N/A	35.97	N/A	N/A	60.63
	08/15/12				N/A	36.50	N/A	N/A	60.10
	02/04/13				N/A	36.38	N/A	N/A	60.22
	05/16/13				N/A	33.60	N/A	N/A	63.00

Jet Foods #32
155 Roberson Mill Road
Facility ID: 9005011

TABLE 1: GROUNDWATER ELEVATIONS

Well Number	Date Measured	Ground Surface Elev. (ft)	Top of Casing Elev.	Depth of Screened Interval	Depth of Free Product (ft)	Water Depth (ft)	Product Thickness (ft)	Spec. Grav. Adjustment	Corrected Groundwater Elev. (ft)
RW-12	09/16/08	95.99	95.60	32.0-47.0	N/A	34.54	N/A	N/A	61.06
	02/16/09				N/A	34.31	N/A	N/A	61.29
	08/20/09				N/A	37.93	N/A	N/A	57.67
	12/03/09				N/A	32.89	N/A	N/A	62.71
	06/21/10				N/A	31.87	N/A	N/A	63.73
	03/31/11				N/A	33.93	N/A	N/A	61.67
	05/09/12				N/A	35.46	N/A	N/A	60.14
	08/15/12				N/A	35.92	N/A	N/A	59.68

*MW-4 was converted to a recovery well.

Prepared by: Sandra A. Miller Date: 05/28/13
Reviewed by: Peggy McGee Date: 05/30/13

Jet Foods #32
155 Roberson Mill Road
Facility ID: 9005011

TABLE 2: GROUNDWATER ANALYTICAL RESULTS

(VOLATILE ORGANIC COMPOUNDS)

Well Number	Date Sampled	Benzene (µg/l)	Toluene (µg/l)	Ethyl - benzene (µg/l)	Xylenes (µg/l)	Total BTEX (µg/l)
MW-1	01/11/05	Not Sampled; Free Product				
	06/16/05	Not Sampled; Free Product				
	05/10/06	Not Sampled; Free Product				
	02/27/07	Not Sampled; Free Product				
	07/09/08	Not Sampled; Free Product				
	02/16/09	Not Sampled; Free Product				
	05/12/09	Not Sampled; Free Product				
	08/20/09	Not Sampled; Free Product				
	12/03/09	Not Sampled; Free Product				
	02/25/10	Not Sampled; Free Product				
	05/26/10	Not Sampled; Free Product				
	10/06/10	Not Sampled; Free Product				
	02/03/11	Not Sampled; Free Product				
	03/31/11	**4,900.0**	**19,000.0**	1,800.0	31,000.0	56,700.0
	07/22/11	**3,300.0**	**15,000.0**	1,600.0	26,800.0	46,700.0
	10/28/11	**15,000.0**	**44,000.0**	4,700.0	33,000.0	96,700.0
	02/29/12	**5,500.0**	**13,000.0**	1,000.0	18,700.0	38,200.0
	05/09/12	**11,000.0**	**32,000.0**	2,100.0	21,500.0	66,600.0
	08/15/12	**6,600.0**	**20,000.0**	1,800.0	20,300.0	48,700.0
	02/04/13	**5,000.0**	**19,000.0**	2,100.0	24,200.0	50,300.0
	05/16/13	**1,000.0**	4,100.0	270.0	9,500.0	14,870.0
MW-2	01/11/05	Not Sampled; Free Product				
	06/16/05	Not Sampled; Free Product				
	05/10/06	Not Sampled; Free Product				
	02/27/07	Not Sampled; Free Product				
	07/09/08	Not Sampled; Free Product				
	02/16/09	Not Sampled; Free Product				
	05/12/09	Not Sampled; Free Product				
	08/20/09	Not Sampled; Free Product				
	12/03/09	Not Sampled; Free Product				
	02/25/10	Not Sampled; Free Product				
	05/26/10	Not Sampled; Free Product				
	10/06/10	Not Sampled; Free Product				
	02/03/11	1.1	17.0	29.0	600.0	647.1
	04/20/11	2.4	39.0	53.0	2,020.0	2,114.4
	07/22/11	2.1	21.0	32.0	780.0	835.1
	10/28/11	<1.0	<1.0	1.4	12.0	13.4
	02/29/12	<1.0	3.9	8.7	78.0	90.6
	05/09/12	<1.0	1.0	3.0	27.0	31.0
	08/15/12	Eliminated from sampling schedule				

Jet Foods #32
155 Roberson Mill Road
Facility ID: 9005011

TABLE 2: GROUNDWATER ANALYTICAL RESULTS

(VOLATILE ORGANIC COMPOUNDS)

Well Number	Date Sampled	Benzene (µg/l)	Toluene (µg/l)	Ethyl - benzene (µg/l)	Xylenes (µg/l)	Total BTEX (µg/l)
MW-3	01/11/05	Not Sampled; Free Product				
	06/16/05	Not Sampled; Free Product				
	05/10/06	Not Sampled; Free Product				
	02/27/07	Not Sampled; Free Product				
	07/09/08	Not Sampled; Free Product				
	02/16/09	Not Sampled; Free Product				
	05/12/09	Not Sampled; Free Product				
	08/20/09	Not Sampled; Free Product				
	12/03/09	Not Sampled; Free Product				
	02/25/10	Not Sampled; Free Product				
	05/26/10	Not Sampled; Free Product				
	10/06/10	Not Sampled; Free Product				
	02/03/11	5.9	160.0	180.0	650.0	995.9
	04/20/11	18.0	390.0	290.0	1,710.0	2,408.0
	07/22/11	10.0	200.0	190.0	690.0	1,090.0
	10/28/11	2.0	29.0	96.0	263.0	390.0
	02/29/12	3.7	42.0	160.0	590.0	795.7
	05/09/12	2.1	30.0	140.0	530.0	702.1
	08/15/12	Eliminated from sampling schedule				
MW-4	06/17/05	Not Sampled; Free Product				
	05/10/06	Not Sampled; Free Product				
	02/27/07	Not Sampled; Free Product				
	07/09/08	Not Sampled; Free Product				
	02/16/09	Not Sampled; Free Product				
	05/12/09	Not Sampled; Free Product				
	08/20/09	Not Sampled; Free Product				
	12/03/09	Not Sampled; Free Product				
	02/25/10	Not Sampled; Free Product				
	05/26/10	Not Sampled; Free Product				
	10/06/10	Not Sampled; Free Product				
	02/03/11	Not Sampled; Free Product				
MW-4/RW-13	03/31/11	Not Sampled; Free Product				
	05/09/12	**4,900.0**	**31,000.0**	**4,100.0**	30,300.0	70,300.0
	08/15/12	Not Sampled; Free Product				
	02/04/13	**4,300.0**	**13,000.0**	1,900.0	12,100.0	31,300.0
	05/16/13	**3,000.0**	**9,200.0**	1,600.0	13,600.0	27,400.0

Jet Foods #32
155 Roberson Mill Road
Facility ID: 9005011

TABLE 2: GROUNDWATER ANALYTICAL RESULTS

(VOLATILE ORGANIC COMPOUNDS)

Well Number	Date Sampled	Benzene (µg/l)	Toluene (µg/l)	Ethyl - benzene (µg/l)	Xylenes (µg/l)	Total BTEX (µg/l)
MW-5	06/17/05	Not Sampled; Free Product				
	05/10/06	Not Sampled; Free Product				
	02/27/07	Not Sampled; Free Product				
	07/09/08	Not Sampled; Free Product				
	02/16/09	Not Sampled; Free Product				
	05/12/09	Not Sampled; Free Product				
	08/20/09	Not Sampled; Free Product				
	12/03/09	Not Sampled; Free Product				
	02/25/10	Not Sampled; Free Product				
	05/26/10	Not Sampled; Free Product				
	10/06/10	Not Sampled; Free Product				
	02/03/11	Not Sampled; Free Product				
	03/31/11	**190.0**	4,100.0	1,200.0	14,400.0	19,890.0
	07/22/11	**310.0**	3,500.0	1,300.0	28,000.0	33,110.0
	10/28/11	Not Sampled; Free Product				
	02/29/12	**590.0**	4,200.0	2,100.0	31,000.0	37,890.0
	05/09/12	**1,800.0**	**9,500.0**	2,100.0	33,000.0	46,400.0
	08/15/12	**2,300.0**	**17,000.0**	**2,900.0**	46,000.0	68,200.0
	02/04/13	**350.0**	1,500.0	220.0	930.0	3,000.0
	05/16/13	22.0	570.0	200.0	15,100.0	15,892.0
MW-6	06/17/05	<1.0	<1.0	<1.0	<2.0	<2.0
	05/10/06	<1.0	<1.0	<1.0	<2.0	<2.0
	02/27/07	3.0	3.1	<1.0	2.5	8.6
	07/09/08	**180.0**	14.0	3.6	1.7	199.3
	02/16/09	<1.0	<1.0	<1.0	<2.0	<2.0
	05/12/09	<1.0	<1.0	<1.0	<2.0	<2.0
	08/20/09	<1.0	<1.0	<1.0	<2.0	<2.0
	12/03/09	Eliminated from sampling schedule				
	05/09/12	<1.0	<1.0	<1.0	<2.0	<2.0
MW-7	06/17/05	<1.0	<1.0	<1.0	<2.0	<2.0
	05/10/06	<1.0	<1.0	<1.0	<2.0	<2.0
	02/27/07	<1.0	<1.0	<1.0	<2.0	<2.0
	07/09/08	<1.0	<1.0	<1.0	<2.0	<2.0
	02/16/09	<1.0	<1.0	<1.0	<2.0	<2.0
	05/12/09	<1.0	<1.0	<1.0	<2.0	<2.0
	08/20/09	<1.0	<1.0	<1.0	<2.0	<2.0
	12/03/09	<1.0	<1.0	<1.0	<2.0	<2.0
	02/25/10	<1.0	<1.0	<1.0	<2.0	<2.0
	05/26/10	<1.0	<1.0	<1.0	<2.0	<2.0
	10/06/10	Eliminated from sampling schedule				
	05/09/12	<1.0	<1.0	<1.0	<2.0	<2.0

Jet Foods #32
155 Roberson Mill Road
Facility ID: 9005011

TABLE 2: GROUNDWATER ANALYTICAL RESULTS

(VOLATILE ORGANIC COMPOUNDS)

Well Number	Date Sampled	Benzene (µg/l)	Toluene (µg/l)	Ethyl - benzene (µg/l)	Xylenes (µg/l)	Total BTEX (µg/l)
MW-8	06/16/05	<1.0	<1.0	<1.0	1.0	1.00
	05/10/06	<1.0	<1.0	<1.0	<2.0	<2.0
	02/27/07	<1.0	<1.0	<1.0	<2.0	<2.0
	07/09/08	<1.0	<1.0	<1.0	<2.0	<2.0
	02/16/09	<1.0	<1.0	<1.0	<2.0	<2.0
	05/12/09	<1.0	<1.0	<1.0	<2.0	<2.0
	08/20/09	<1.0	<1.0	<1.0	<2.0	<2.0
	12/03/09	Eliminated from sampling schedule				
	05/09/12	<1.0	<1.0	<1.0	<2.0	<2.0
MW-9	06/16/05	<1.0	2.9	<1.0	2.2	5.10
	05/10/06	<1.0	<1.0	<1.0	<2.0	<2.0
	02/27/07	2.2	3.4	<1.0	5.9	11.5
	07/09/08	4.8	3.9	1.10	4.7	14.5
	02/16/09	**150.0**	370.0	44.00	330	894.0
	05/12/09	2.1	8.3	<1.0	12.6	23.0
	08/20/09	26.0	220.0	8.0	116.0	370.0
	12/03/09	14.0	250.0	8.5	240.0	512.5
	02/25/10	32.0	230.0	20.0	240.0	522.0
	05/26/10	19.0	65.0	4.5	111.0	199.5
	10/06/10	<1.0	<1.0	<1.0	<2.0	<2.0
	02/03/11	<1.0	<1.0	<1.0	<2.0	<2.0
	03/31/11	Eliminated from sampling schedule				
	05/09/12	<1.0	<1.0	<1.0	<2.0	<2.0
MW-10	06/17/05	<1.0	<1.0	<1.0	<2.0	<2.0
	05/10/06	<1.0	<1.0	<1.0	<2.0	<2.0
	02/27/07	<1.0	<1.0	<1.0	<2.0	<2.0
	07/09/08	<1.0	<1.0	<1.0	<2.0	<2.0
	02/16/09	<1.0	<1.0	<1.0	<2.0	<2.0
	05/12/09	<1.0	<1.0	<1.0	<2.0	<2.0
	08/20/09	<1.0	<1.0	<1.0	<2.0	<2.0
	12/03/09	Eliminated from sampling schedule				
	05/09/12	<1.0	<1.0	<1.0	<2.0	<2.0

Jet Foods #32
155 Roberson Mill Road
Facility ID: 9005011

TABLE 2: GROUNDWATER ANALYTICAL RESULTS

(VOLATILE ORGANIC COMPOUNDS)

Well Number	Date Sampled	Benzene (µg/l)	Toluene (µg/l)	Ethyl - benzene (µg/l)	Xylenes (µg/l)	Total BTEX (µg/l)
MW-11	06/17/05	**460.0**	300.0	84.0	274.0	1,118.00
	05/10/06	**97.0**	45.0	13.0	42.9	197.90
	02/27/07	5.2	1.0	<1.0	<2.0	6.2
	07/09/08	**250.0**	360.0	94.0	143.0	847.0
	02/16/09	<1.0	<1.0	<1.0	<2.0	<2.0
	05/12/09	<1.0	<1.0	<1.0	<2.0	<2.0
	08/20/09	<1.0	<1.0	<1.0	<2.0	<2.0
	12/03/09	<1.0	<1.0	<1.0	<2.0	<2.0
	02/25/10	<1.0	<1.0	<1.0	<2.0	<2.0
	05/26/10	<1.0	<1.0	<1.0	<2.0	<2.0
	10/06/10	Eliminated from sampling schedule				
	05/09/12	<1.0	<1.0	<1.0	<2.0	<2.0
MW-12	05/10/06	<1.0	<1.0	<1.0	<2.0	<2.0
	02/27/07	<1.0	<1.0	<1.0	<2.0	<2.0
	07/09/08	<1.0	<1.0	<1.0	<2.0	<2.0
	02/16/09	<1.0	<1.0	<1.0	<2.0	<2.0
	05/12/09	<1.0	1.9	<1.0	1.2	3.1
	08/20/09	<1.0	<1.0	<1.0	<2.0	<2.0
	12/03/09	Eliminated from sampling schedule				
	05/09/12	<1.0	<1.0	<1.0	<2.0	<2.0
MW-13	05/10/06	**9,500.0**	**29,000.0**	2,000.0	11,200.0	51,700.0
	02/27/07	Not Sampled; Free Product				
	07/09/08	Not Sampled; Free Product				
	02/16/09	Not Sampled; Free Product				
	05/12/09	Not Sampled; Free Product				
	08/20/09	Not Sampled; Free Product				
	12/03/09	Not Sampled; Free Product				
	02/25/10	**2,000.0**	**13,000.0**	1,700.0	16,300.0	33,000.0
	05/26/10	**2,400.0**	**19,000.0**	**2,900.0**	24,200.0	48,500.0
	10/06/10	**54.0**	1,900.0	**3,000.0**	16,800.0	21,754.0
	02/03/11	<1.0	310.0	1,500.0	10,000.0	11,810.0
	07/22/11	4.2	190.0	310.0	2,880.0	3,384.2
	10/28/11	<1.0	3.7	190.0	1,400.0	1,593.7
	02/29/12	2.2	34.0	140.0	1,230.0	1,406.2
	05/09/12	<1.0	6.4	110.0	780.0	896.4
	08/15/12	Eliminated from sampling schedule				

Jet Foods #32
155 Roberson Mill Road
Facility ID: 9005011

TABLE 2: GROUNDWATER ANALYTICAL RESULTS

(VOLATILE ORGANIC COMPOUNDS)

Well Number	Date Sampled	Benzene (µg/l)	Toluene (µg/l)	Ethyl - benzene (µg/l)	Xylenes (µg/l)	Total BTEX (µg/l)
MW-14	05/10/06	**590.0**	140.0	91.0	130.0	951.0
	02/27/07	**520.0**	150.0	110.0	153.0	933.0
	07/09/08	**3,300.0**	**6,100.0**	530.0	1,920.0	11,850.0
	02/16/09	**4,200.0**	3,800.0	410.0	1,180.0	9,590.0
	05/12/09	**2,500.0**	1,200.0	190.0	330.0	4,220.0
	08/20/09	**3,300.0**	2,200.0	260.0	740.0	6,500.0
	12/03/09	**1,900.0**	2,500.0	270.0	710.0	5,380.0
	02/25/10	**1,700.0**	3,300.0	330.0	1,310.0	6,640.0
	05/26/10	**4,600.0**	**10,000.0**	920.0	4,100.0	19,620.0
	10/06/10	**890.0**	2,000.0	330.0	1,010.0	4,230.0
	02/03/11	**840.0**	2,000.0	310.0	940.0	4,090.0
	03/31/11	**190.0**	120.0	58.0	69.0	437.0
	07/22/11	**550.0**	700.0	210.0	680.0	2,140.0
	10/28/11	**1,300.0**	1,600.0	410.0	1,470.0	4,780.0
	02/29/12	**290.0**	8.8	73.0	171.0	542.8
	05/09/12	**680.0**	630.0	260.0	1,020.0	2,590.0
	08/15/12	**560.0**	380.0	190.0	690.0	1,820.0
	02/04/13	**140.0**	3,200.0	610.0	33,000.0	36,950.0
	05/16/13	**2,500.0**	**6,300.0**	780.0	3,500.0	13,080.0
MW-15	02/28/07	<1.0	<1.0	<1.0	<2.0	<2.0
	07/09/08	<1.0	<1.0	<1.0	<2.0	<2.0
	02/16/09	<1.0	<1.0	<1.0	<2.0	<2.0
	05/12/09	<1.0	<1.0	<1.0	<2.0	<2.0
	08/20/09	<1.0	<1.0	<1.0	<2.0	<2.0
	12/03/09	Eliminated from sampling schedule				
	05/09/12	<1.0	<1.0	<1.0	<2.0	<2.0
RW-1	06/17/05	Not Sampled; Free Product				
	05/10/06	Not Sampled; Free Product				
	02/27/07	Not Sampled; Free Product				
	07/09/08	Not Sampled; Free Product				
	02/16/09	Not Sampled; Free Product				
	08/20/09	Not Sampled; Free Product				
	03/31/11	26.0	240.0	23.0	1,810.0	2,099.0
	05/09/12	**1,800.0**	4,500.0	360.0	6,700.0	13,360.0
	08/15/12	**320.0**	1,200.0	130.0	3,900.0	5,550.0
	02/04/13	**1,600.0**	3,600.0	330.0	6,200.0	11,730.0
	05/16/13	41.0	250.0	35.0	1,620.0	1,946.0
RW-2	06/17/05	Not Sampled; Free Product				
	05/10/06	Not Sampled; Free Product				
	02/27/07	Not Sampled; Free Product				
	07/09/08	Not Sampled; Free Product				
	02/16/09	Not Sampled; Free Product				
	08/20/09	**470.0**	1,200.0	36.0	1,810.0	3,516.0
	03/31/11	12.0	62.0	25.0	350.0	449.0
	05/09/12	2.3	6.0	3.9	53.0	65.2
	08/15/12	<1.0	1.0	<1.0	10.0	11.0
	08/15/12	Eliminated from sampling schedule				

Jet Foods #32
155 Roberson Mill Road
Facility ID: 9005011

TABLE 2: GROUNDWATER ANALYTICAL RESULTS

(VOLATILE ORGANIC COMPOUNDS)

Well Number	Date Sampled	Benzene (µg/l)	Toluene (µg/l)	Ethyl - benzene (µg/l)	Xylenes (µg/l)	Total BTEX (µg/l)
RW-3	06/17/05	Not Sampled; Free Product				
	05/10/06	**11,000.0**	**84,000.0**	**13,000.0**	74,000.0	182,000.0
	02/27/07	**5,700.0**	**29,000.0**	**3,800.0**	35,000.0	73,500.0
	07/09/08	Not Sampled; Free Product				
	02/16/09	Not Sampled; Free Product				
	08/20/09	**1,400.0**	**9,000.0**	380.0	5,500.0	16,280.0
	03/31/11	21.0	110.0	41.0	520.0	692.0
	05/09/12	10.0	16.0	29.0	420.0	475.0
	08/15/12	3.2	2.6	2.7	69.0	77.5
	08/15/12	Eliminated from sampling schedule				
RW-4	06/17/05	Not Sampled; Free Product				
	05/10/06	Not Sampled; Free Product				
	02/27/07	Not Sampled; Free Product				
	07/09/08	Not Sampled; Free Product				
	02/16/09	Not Sampled; Free Product				
	08/20/09	Not Sampled; Free Product				
	03/31/11	**270.0**	890.0	120.0	3,200.0	4,480.0
	05/09/12	**250.0**	650.0	120.0	1,150.0	2,170.0
	08/15/12	50.0	210.0	88.0	620.0	968.0
	02/04/13	13.0	22.0	30.0	340.0	405.0
		Eliminated from sampling schedule				
RW-5	02/16/09	**1,800.0**	**9,300.0**	**2,400.0**	17,400.0	30,900.0
	08/20/09	**81.0**	410.0	58.0	2,490.0	3,039.0
	03/31/11	<1.0	<1.0	<1.0	<2.0	<2.0
	05/09/12	<1.0	<1.0	<1.0	3.9	3.9
	08/15/12	<1.0	<1.0	<1.0	<2.0	<2.0
	08/15/12	Eliminated from sampling schedule				
RW-6	02/16/09	10.0	22.0	2.3	20.8	55.1
	08/20/09	1.1	2.0	<1.0	1.7	4.8
	03/31/11	1.6	2.4	1.6	9.5	15.1
	05/09/12	<1.0	<1.0	<1.0	<2.0	<2.0
	08/15/12	Eliminated from sampling schedule				
RW-7	02/16/09	**10,000.0**	**39,000.0**	**3,600.0**	21,300.0	73,900.0
	08/20/09	**1,300.0**	2,000.0	170.0	1,780.0	5,250.0
	03/31/11	**100.0**	450.0	31.0	550.0	1,131.0
	05/09/12	11.0	56.0	50.0	940.0	1,057.0
	08/15/12	**160.0**	430.0	37.0	2,690.0	3,317.0
	02/04/13	6.6	24.0	19.0	1,800.0	1,849.6
	05/16/13	Eliminated from sampling schedule				
RW-8	02/16/09	Not Sampled; Free Product				
	08/20/09	**4,400.0**	**21,000.0**	**3,400.0**	20,700.0	49,500.0
	03/31/11	**1,200.0**	1,500.0	200.0	2,170.0	5,070.0
	05/09/12	**330.0**	480.0	77.0	940.0	1,827.0
	08/15/12	**700.0**	660.0	150.0	1,520.0	3,030.0
	02/04/13	**200.0**	300.0	110.0	1,170.0	1,780.0
	05/16/13	**240.0**	230.0	69.0	570.0	1,109.0

Jet Foods #32
155 Roberson Mill Road
Facility ID: 9005011

TABLE 2: GROUNDWATER ANALYTICAL RESULTS

(VOLATILE ORGANIC COMPOUNDS)

Well Number	Date Sampled	Benzene (µg/l)	Toluene (µg/l)	Ethyl - benzene (µg/l)	Xylenes (µg/l)	Total BTEX (µg/l)
RW-9	02/16/09	Not Sampled; Free Product				
	08/20/09	Not Sampled; Free Product				
	03/31/11	Not Sampled; Free Product				
	05/09/12	**1,500.0**	1,600.0	300	2,240.0	5,640.0
	08/15/12	Not Sampled; Free Product				
	02/04/13	Not Sampled; Free Product				
	05/16/13	**4,100.0**	7,600.0	870	6,300.0	18,870.0
RW-10	02/16/09	Not Sampled; Free Product				
	08/20/09	**2,400.0**	4,500.0	220.0	3,700.0	10,820.0
	03/31/11	**920.0**	2,000.0	140.0	2,100.0	5,160.0
	05/09/12	**2,500.0**	2,500.0	250.0	2,200.0	7,450.0
	08/15/12	**1,500.0**	1,000.0	50.0	2,170.0	4,720.0
	02/04/13	**1,200.0**	1,100.0	69.0	1,600.0	3,969.0
	05/16/13	**120.0**	170.0	25.0	470.0	785.0
RW-11	02/16/09	**13,000.0**	**51,000.0**	**7,200.0**	45,000.0	116,200.0
	08/20/09	Not Sampled; Free Product				
	03/31/11	**270.0**	1,400.0	70.0	4,500.0	6,240.0
	05/09/12	**640.0**	2,800.0	290.0	4,000.0	7,730.0
	08/15/12	**340.0**	1,300.0	210.0	4,700.0	6,550.0
	02/04/13	**210.0**	180.0	120.0	1,930.0	2,440.0
	05/16/13	47.0	50.0	26.0	390.0	513.0
RW-12	02/16/09	**13,000.0**	**45,000.0**	**4,300.0**	23,400.0	85,700.0
	08/20/09	**4,500.0**	**8,500.0**	1,200.0	7,200.0	21,400.0
	03/31/11	**190.0**	140.0	34.0	360.0	724.0
	05/09/12	1.4	1.3	1.8	8.9	13.4
	08/15/12	1.0	<1.0	6.5	4.5	12.0
	02/04/13	Eliminated from sampling schedule				
Influent	05/12/09	**720.0**	2,200.0	110.0	2,090.0	5,120.0
	09/04/09	**200.0**	1,300.0	78.0	2,570.0	4,148.0
	02/25/10	**180.0**	950.0	57.0	1,520.0	2,707.0
	05/26/10	<1.0	14.0	2.3	53.0	69.3
VLST Effluent (Vapor Liquid Separator Tank)	02/03/11	**55.0**	1,200.0	180.0	3,500.0	4,935.0
AS Effluent (Air Sparge)	02/03/11	<1.0	1.5	<1.0	3.1	4.6
	10/28/11	<1.0	1.3	<1.0	1.5	2.8
	05/09/12	<1.0	<1.0	<1.0	<2.0	<2.0
LP Effluent (Liquid Phase Carbon)	02/03/11	3.2	<1.0	<1.0	1.1	4.3
	10/28/11	<1.0	<1.0	<1.0	<2.0	<2.0

Jet Foods #32
155 Roberson Mill Road
Facility ID: 9005011

TABLE 2: GROUNDWATER ANALYTICAL RESULTS

(VOLATILE ORGANIC COMPOUNDS)

Well Number	Date Sampled	Benzene (µg/l)	Toluene (µg/l)	Ethyl - benzene (µg/l)	Xylenes (µg/l)	Total BTEX (µg/l)
Effluent	05/12/09	<1.0	<1.0	<1.0	<2.0	<2.0
	09/04/09	<1.0	<1.0	<1.0	<2.0	<2.0
	02/25/10	<1.0	<1.0	<1.0	<2.0	<2.0
	05/26/10	<1.0	1.9	<1.0	3.6	5.5
	10/06/10	55.0	330.0	28.0	760.0	1,173.0
	11/11/10	65.0	450.0	100.0	1,060.0	1,675.0
	12/09/10	<1.0	1.2	<1.0	3.8	5.0
	02/29/12	<1.0	<1.0	<1.0	<2.0	<2.0
	05/09/12	<1.0	<1.0	<1.0	<2.0	<2.0
Applicable Stds: ISWQS		**51.0**	**5,980.0**	**2,100.0**	**NL**	

"Bold numbers" denotes exceedance of in-stream standards
ISWQS = In-Stream Water Quality Standards
NL - Not listed

Prepared by: Sandra A. Miller Date: 05/28/13

Reviewed by: Peggy McGee Date: 05/30/13

194 Roberson Mill Road LUST Site

Ranger Consulting, Inc.

Geotechnical, Environmental, Drilling, Construction

3147 Martha Berry Highway; Rome; Georgia 30165; Phone: 706-290-1782; Fax: 706-290-1701

April 22, 2011

CERTIFIED MAIL
RETURN RECEIPT REQUESTED

RECEIVED USTMP
Data Management 73
APR 26 2011
Route To 7C3 File
CA

Mr. Calvin Jones
Underground Storage Tank Management Program
4244 International Pkwy., Suite 104
Atlanta, Georgia 30354

SUBJECT: Progress Report #11 and GUST Trust Fund Application #20B
Jet Food Store #72
194 Roberson Mill Road
Milledgeville, GA; Baldwin County
Facility ID: 9050033

Dear Mr. Jones:

On behalf of J & D Resources, LLC, Ranger Consulting, Inc. is pleased to submit the enclosed Progress Report #11 and Trust Fund Application #20B. On March 31, 2011 Ranger collected groundwater samples for laboratory analysis from existing monitoring and recovery wells MW-3, RW-2/MW-6, MW-9, RW-3/MW-11, MW-12, MW-16, RW-4, RW-5 and RW-8. Results presented herein indicate that the benzene concentrations have decreased since the February 2011 event. Out of a total of 24 monitoring and recovery wells on the site, only nine were sampled during the March 2011 event. Due to benzene concentrations detected at or well below the allowable thresholds in five additional wells since the December 2009 event, and considering that the initial objective of corrective action was to remove free product to less than one-eighth-inch, Ranger recommends awarding the facility the status of No Further Action in lieu of continuing the monitoring program. In the event that the NFA request is denied and an additional monitoring event is required, five more wells (RW-3/MW-11, MW-16, RW-4, RW-5, and RW-8) will be eliminated from the sampling regimen and only four wells remain in the sampling program.

Should you have any questions, please contact the undersigned at (706) 290-1782.

Sincerely,

Peggy McGee
President

RECEIVED
JUN 08 2011
LBP File Room

Enclosures
cc: Mr. Charles Turner, J&D Resources, LLC

II. PROJECT SUMMARY

(Appendix I, Figure 1: Site Location Map)

Provide a brief description or explanation of the site and a brief chronology of environmental events leading up to this report. PLEASE NOTE THAT THIS SUMMARY MUST INCLUDE, AT A MINIMUM THE FOLLOWING:

- ***The results of the Site Investigation;***
- ***The corrective action objectives;***
- ***The monitoring plan and activities to meet the corrective action objectives.***

During CAP-B implementation, free product was detected in monitoring wells MW-1, MW-3, MW-6, MW-8 and MW-10 through MW-12. The amount of free phase petroleum product ranged from 0.04 feet in monitoring well MW-8 to 3.24 feet in monitoring well MW-11. The CAP-Part B report submitted on August 3, 2006 and approved on October 30, 2006, recommended removal of free product to less than 1/8-inch via in-situ high vacuum remediation of the site. Ranger installed an in-situ high vacuum remediation unit in July and August 2007. The system was fully activated on August 14, 2007. Figure 1 depicts all site features.

The first quarterly groundwater sampling event, conducted on January 7, 2008, revealed free product monitoring wells MW-10 and MW-12 at thicknesses of 0.06 feet and 0.58 feet, respectively. Analytical results from the second sampling revealed a significant decrease in free product levels and Benzene concentrations. The third sampling event detected free product in monitoring wells MW-10 and MW-12 in thicknesses of 0.02 feet and 0.53 feet, respectively. The fourth event revealed free product in monitoring wells MW-3 and MW-12 at levels of 0.06 feet and 0.12 feet, respectively. The fifth event revealed free product in monitoring wells MW-3, MW-9 and MW-12 at levels ranging from 0.02 to 0.06 feet, respectively. The sixth event revealed free product in monitoring well MW-12 with a thickness of 0.03 feet. The seventh event again detected free product in MW-12 at a thickness of 0.03 feet. The eighth event indicated that there were two areas that required additional attention in order to eliminate the persistent sheen of free product in MW-3 and MW-12 and elevated benzene concentrations in RW-2/MW-6.

Ranger completed a surfactant injection event on June 28 and 29, 2010 in order to address the aforementioned areas. The ninth sampling event, conducted subsequent to the injection event, revealed analytical results of dissolved Benzene concentrations above applicable standards in groundwater samples collected from only two out of the 24 onsite monitoring and recovery wells.

As requested in USTMP correspondence, dated January 28, 2011, Ranger conducted the first of four quarterly sampling events on February 3, 2011 subsequent to system shut-down on February 28, 2011. On March 31, 2011, Ranger completed the second of four quarterly sampling events. Results of this event are included herein.

III. ACTIVITIES AND ASSESSMENT OF EXISTING CONDITIONS

A. <u>Potentiometric Data:</u>

Tabulate all data and illustrate <u>last 2</u> monitoring events findings in Figures 2 and 2a.
(Appendix I, Figure 2 and 2a: Potentiometric Surface Maps)
(Appendix II, Table 1: Groundwater Elevations)
Discuss groundwater flow at this site and implications for this project.

Water table measurements were gauged from the monitoring well network during the eleventh quarterly monitoring event on March 31, 2011. Only groundwater elevation data from the two-inch monitor wells were utilized in potentiometric surface contouring. Previous and current potentiometric surface contouring is presented as Figures 2 and 2a, respectively. Depth to water measurements ranged from 15.72 feet below top of casing (BTOC) in MW-5 to 23.29 feet BTOC in MW-15. All site groundwater gauging data is summarized in Table 1. Groundwater at the site continues to flow in a west southwest direction as demonstrated in the aforementioned figures.

B. Analytical Data:

Tabulate all data for monitoring event findings in Table 2, illustrate last two events findings in Figures 3 through 6b, and graph the trend of contaminant concentrations in Figure 7a through 7v.

(Appendix I, Figure 3 through 6a: Groundwater Quality Maps)
(Appendix II, Table 2: Groundwater Analysis Results, Effluent Analysis Results)
(Appendix III: Laboratory Analysis Results)

Discuss groundwater analysis results, trend of contaminant concentrations, and implications for this project.

Historical analytical results of groundwater samples collected at the site have revealed that dissolved Benzene concentrations have exceeded applicable thresholds in groundwater samples collected from wells MW-2, MW-4, MW-6, MW-7, MW-9, MW-13, MW-15, MW-16, RW-6 through RW-10. Free product conditions have been detected in monitoring wells RW-1/MW-1, MW-3, RW-2/MW-6, MW-7 through MW-13, RW-4 through RW-6, RW-8, RW-9 and RW-11.

Due to a persistent sheen and increased concentrations in three of the wells, Ranger performed a surfactant injection in June 2010. Analytical results from samples collected subsequent to the injection event revealed dissolved Benzene concentrations above applicable standards in groundwater samples collected from only two out of the 24 onsite monitoring and recovery wells. Analytical results of groundwater sampled collected during the most recent sampling event indicated a benzene concentration of 100 parts per billion (ppb) in the sample collected from RW-2/MW-6 and 220 ppb benzene from MW-12. Benzene concentrations detected in all other monitoring and recovery wells sampled were either below allowable thresholds or below detection laboratory limits. Due to non-detect results for several consecutive sampling events, and in an effort to conserve costs, RW-1/MW-1, MW-2, MW-4, MW-5, MW-7, MW-8, MW-10, MW-13 through MW-15, RW-6, and RW-7 through RW-11 were omitted from the schedule.

BTEX isoconcentration maps for the February 2011 and April 2011 sampling events are presented in Figures 3 through 6a, respectively. All site laboratory analytical results are summarized in Table 2. Laboratory analytical results are included as Appendix III. Figures 7a through 7i reflect the trend of contaminant concentrations over the life of the assessment.

Prior to system startup, several monitor wells exhibited 2.5 to 3.2 feet of free product. During the time that the system was operating, all free product was recovered and benzene concentrations were reduced to at or well below allowable thresholds with the exception of the two aforementioned monitor/recovery wells. Based upon the recent measurements, it appears that the dissolved contaminant and free product plumes have dissipated to concentrations well below acceptable levels due to remedial activities.

IV. SITE RANKING *(Note: re-rank site after each monitoring event)*
(Appendix IV: Site ranking results)

Environmental Site Sensitivity Score: 28

V. CONCLUSIONS/RECOMMENDATIONS
Provide justification of no-further-action-required recommendation or briefly discuss future monitoring plans for this site.

Based on the information detailed in this report, the site's operating remedial system was effective in creating an overall decrease in dissolved concentrations and the total elimination of free product on site.

Based upon these findings, and the USTMP Project Manager's recommendations in electronic correspondence, dated February 23, 2011, the remediation system was decommissioned on February 28, 2011 and was removed from the site on March 22, 2011.

Out of a total of 24 monitoring and recovery wells on the site, only nine were sampled during the March 2011 event. Due to benzene concentrations detected at or well below the allowable thresholds in five additional wells since the December 2009 event, and considering that the initial objective of corrective action was to remove free product to less than one-eighth-inch, Ranger recommends awarding the facility the status of No Further Action in lieu of continuing the monitoring program, which will be down to four wells as of this writing. In the event that the NFA request is denied and an additional monitoring event is required, five more wells (RW-3/MW-11, MW-16, RW-4, RW-5, and RW-8) will be eliminated from the sampling regimen and only four wells will remain in the sampling program.

VI. REIMBURSEMENT
Attached X **N/A (Non-GUST Site)** _____
(Appendix VI: Claim for Reimbursement)

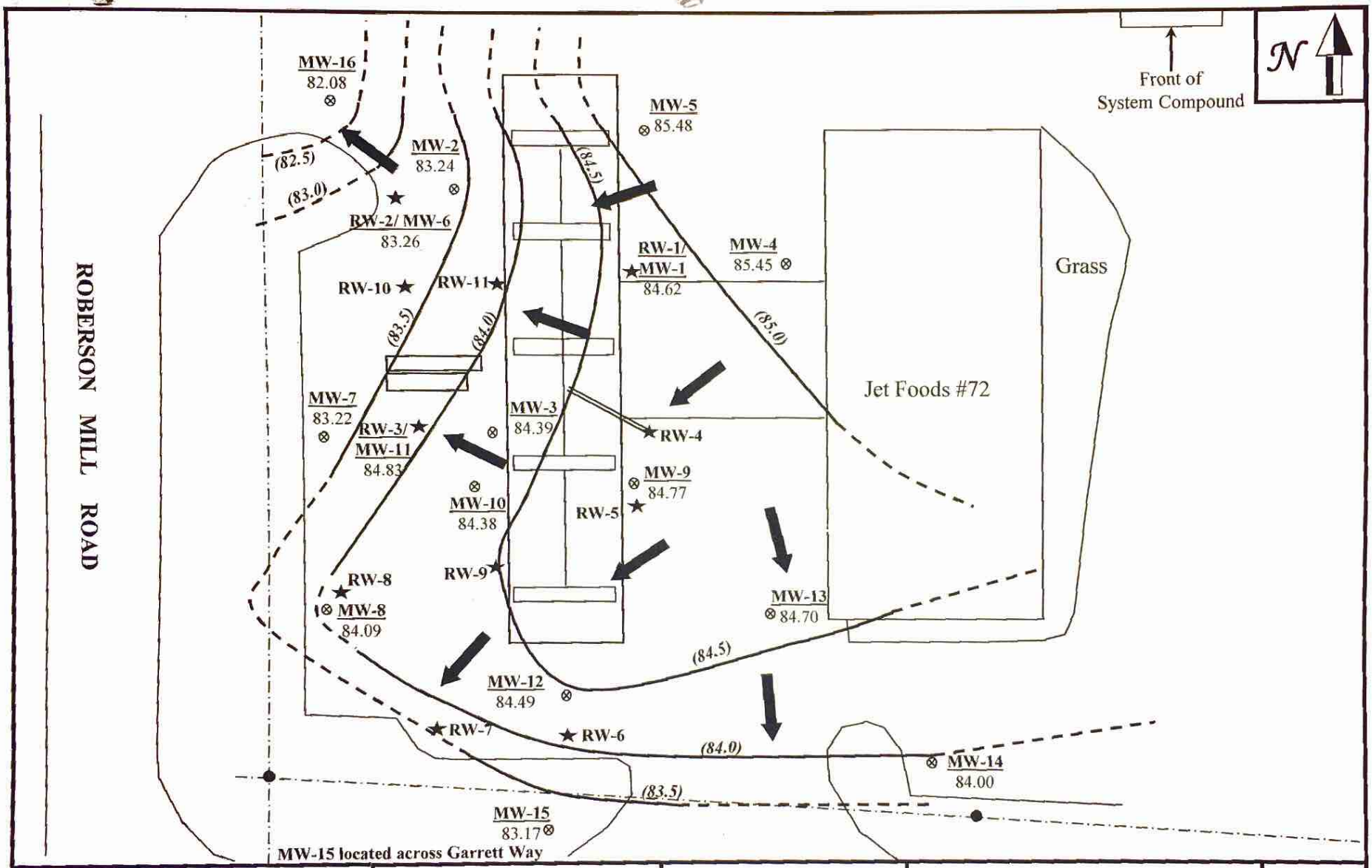

Legend	Scale:	Project:	Title: Potentiometric Surface Map (February 3, 2011)	Figure 2
MW-5 Monitoring Well Number 85.48 Groundwater Elevation Groundwater Flow Direction Groundwater Elevation Contour (84.0) Groundwater Elevation	1" = 40' (0 – 40) Drawn by: KEY Date: 02/08/11 Client: J & D Resources, LLC	Jet Food Store #72 194 Roberson Mill Road Milledgeville, GA; Baldwin Co. Facility ID: 9050033	Ranger Consulting, Inc.	

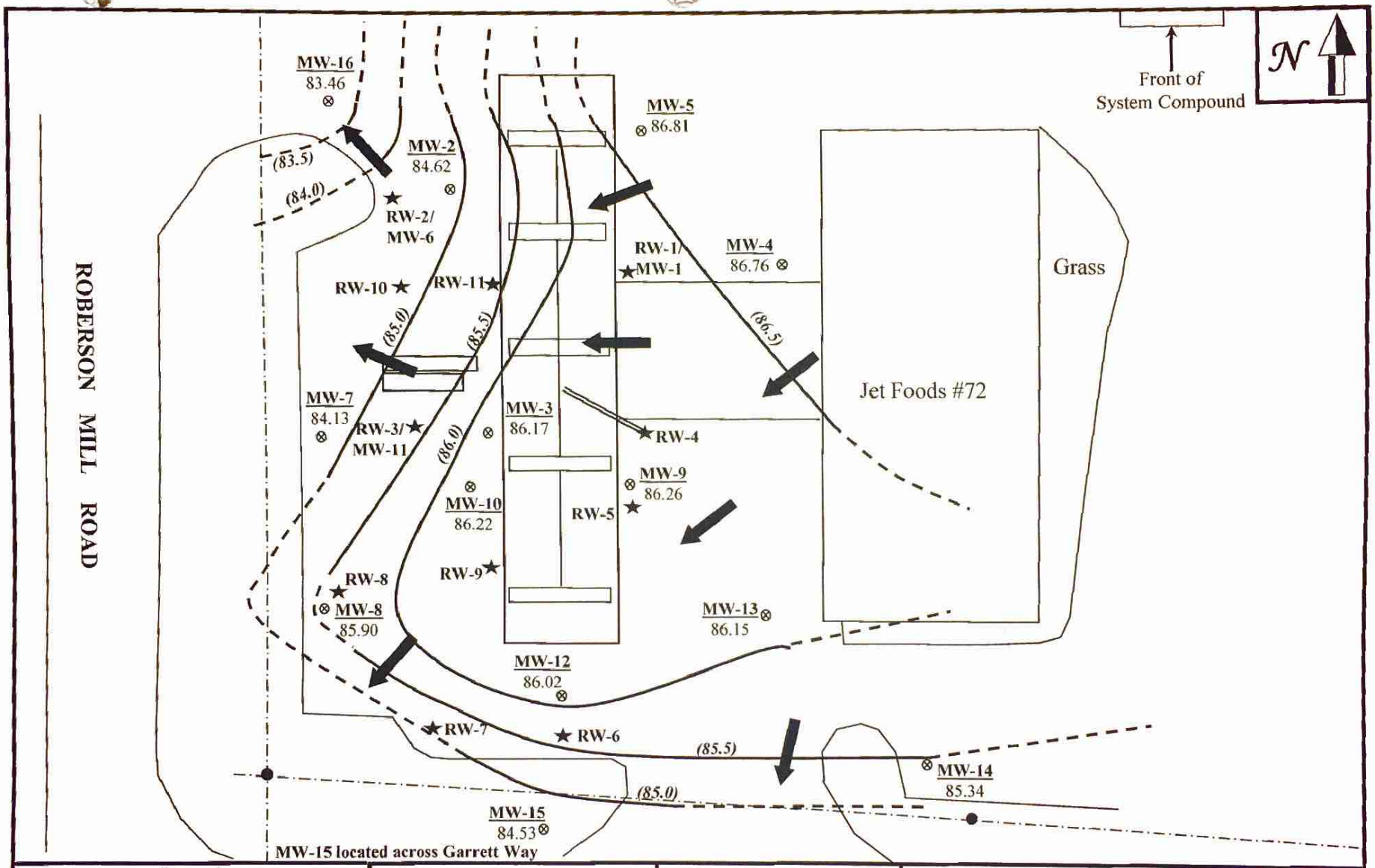

Legend

- **MW-5** / 86.81 — Monitoring Well Number / Groundwater Elevation
- Groundwater Flow Direction
- Groundwater Elevation Contour
- *(84.0)* Groundwater Elevation

Scale: 1" = 40' (0 – 40)

Drawn by: KEY **Date:** 04/11/11

Client: J & D Resources, LLC

Project:

Jet Food Store #72
194 Roberson Mill Road
Milledgeville, GA; Baldwin Co.
Facility ID: 9050033

Title: Potentiometric Surface Map
(March 31, 2011)

Ranger Consulting, Inc.

Figure 2a

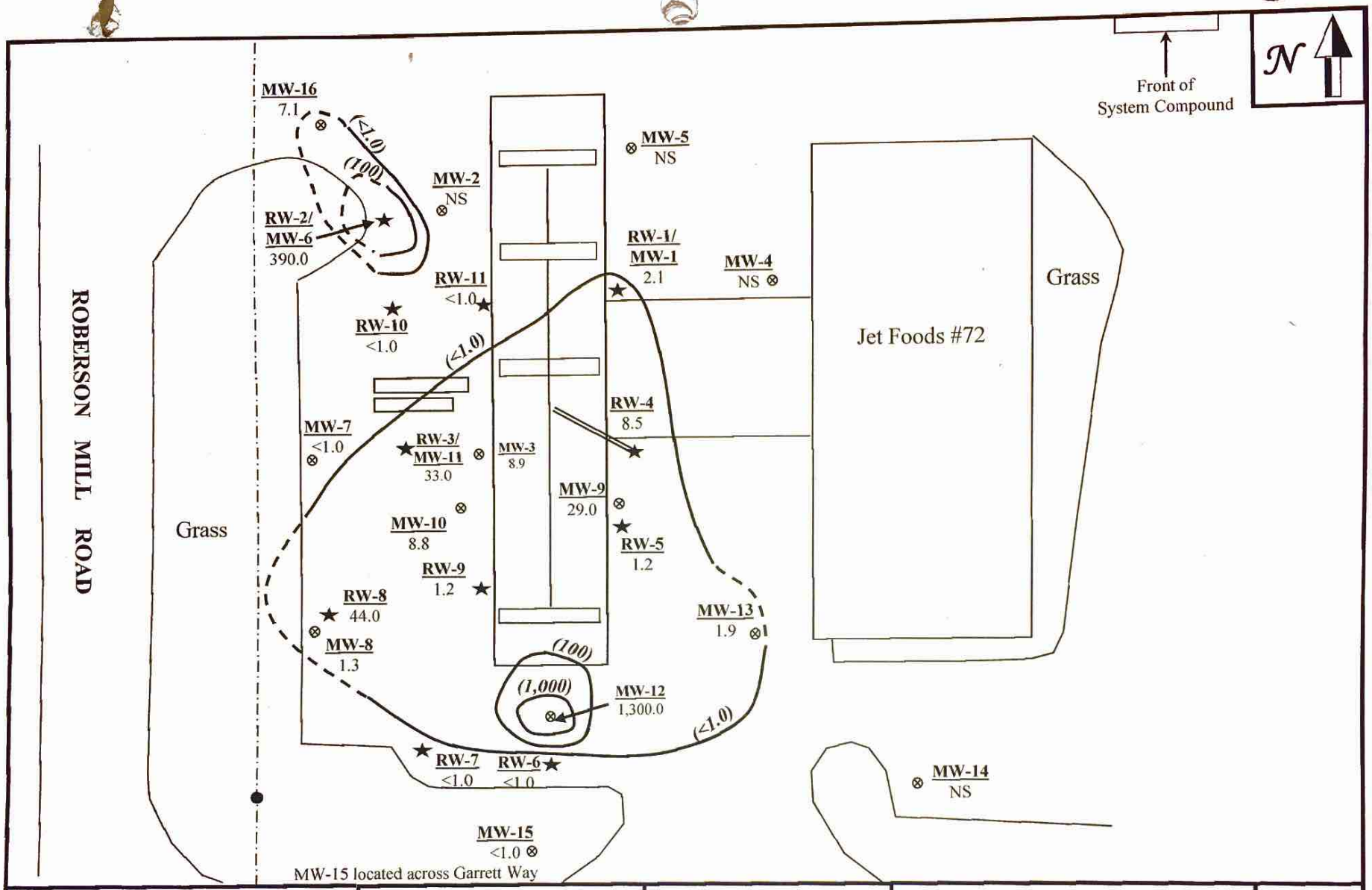

Legend

★ Recovery Well
⊗ Groundwater Monitor Well
FP – Free Product
Units – ug/L (parts per billion)
NS – Not Sampled

Scale: 1" = 40' (0 – 40)

Drawn by: KEY **Date:** 02/16/11

Client: J & D Resources, LLC

Project:

Jet Food Store #72
194 Roberson Mill Road
Milledgeville, GA; Baldwin Co.
Facility ID: 9050033

Title: Benzene Isoconcentration (February 3, 2011)

Ranger Consulting, Inc.

Figure 3

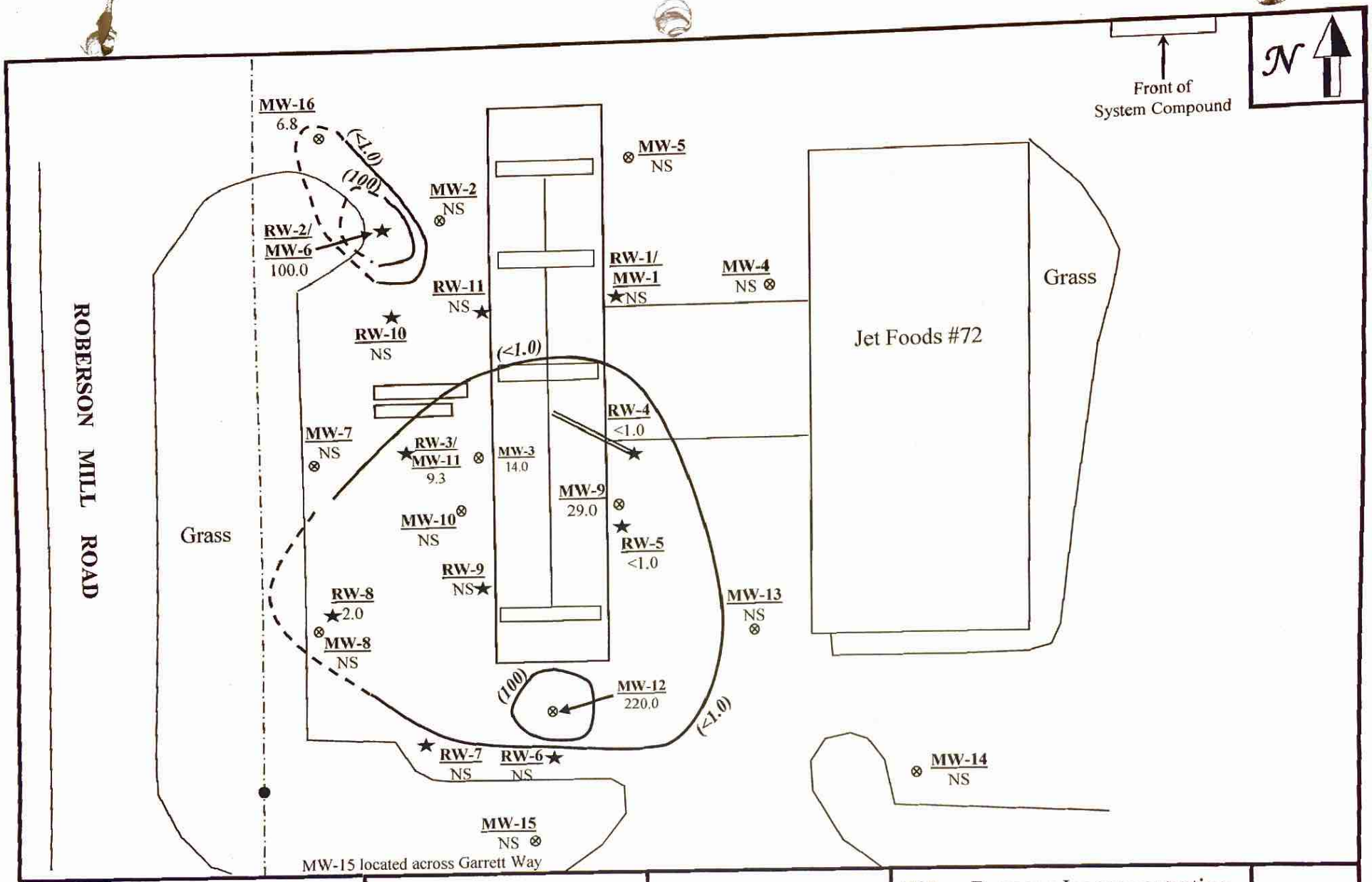

Legend

★ Recovery Well
⊗ Groundwater Monitor Well
FP – Free Product
Units – ug/L (parts per billion)
NS – Not Sampled

Scale: 1" = 40' (0 – 40)

Drawn by: KEY **Date:** 02/16/11

Client: J & D Resources, LLC

Project:

Jet Food Store #72
194 Roberson Mill Road
Milledgeville, GA; Baldwin Co.
Facility ID: 9050033

Title: Benzene Isoconcentration (March 31, 2011)

Ranger Consulting, Inc.

Figure 3a

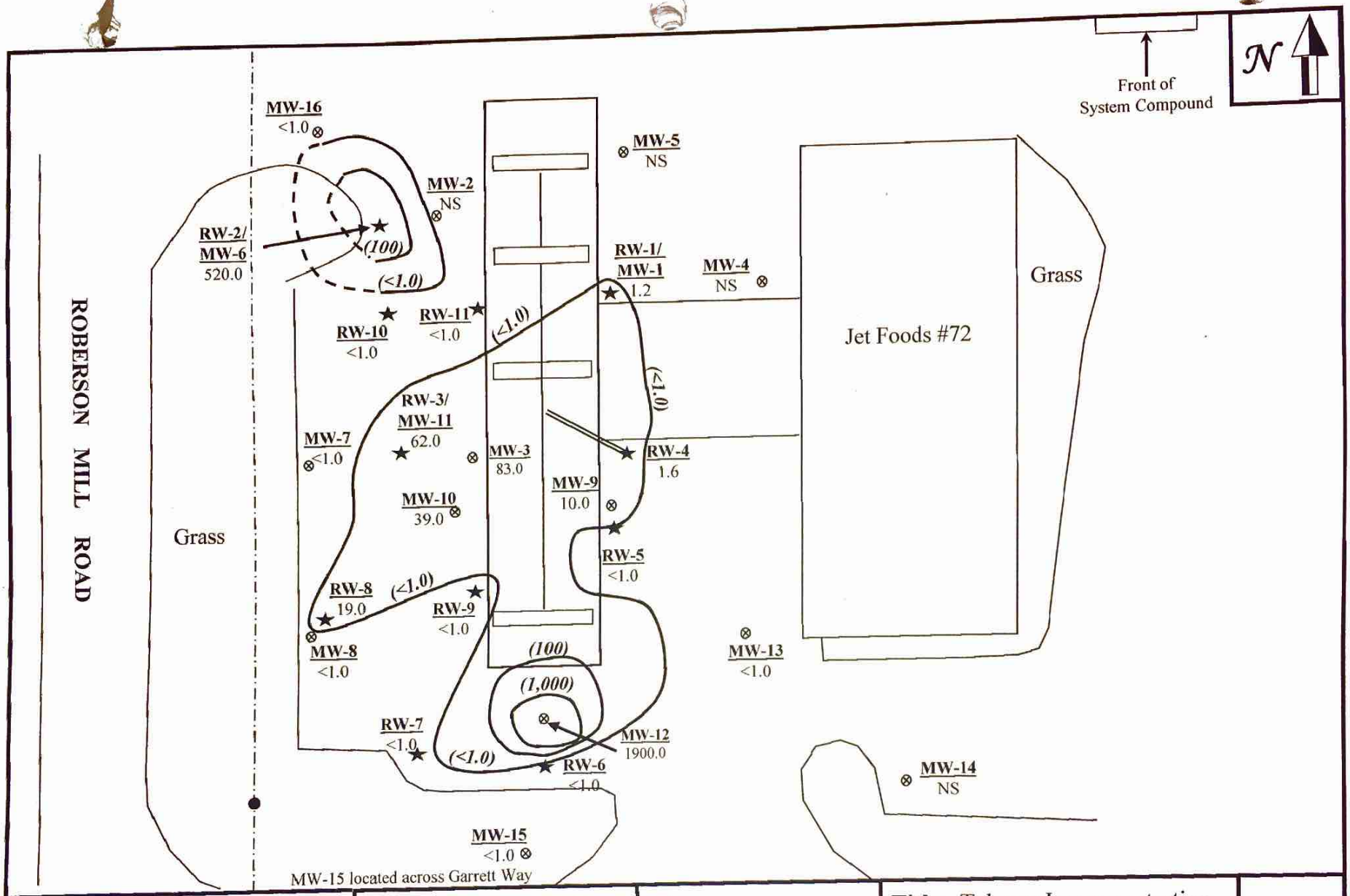

Legend

- ★ Recovery Well
- ⊗ Groundwater Monitor Well
- FP – Free Product
- Units – ug/L (parts per billion)
- NS – Not Sampled

Scale: 1" = 40' (0 – 40)

Drawn by: KEY **Date:** 02/16/11

Client: J & D Resources, LLC

Project:

Jet Food Store #72
194 Roberson Mill Road
Milledgeville, GA; Baldwin Co.
Facility ID: 9050033

Title: Toluene Isoconcentration (February 3, 2011)

Ranger Consulting, Inc.

Figure 4

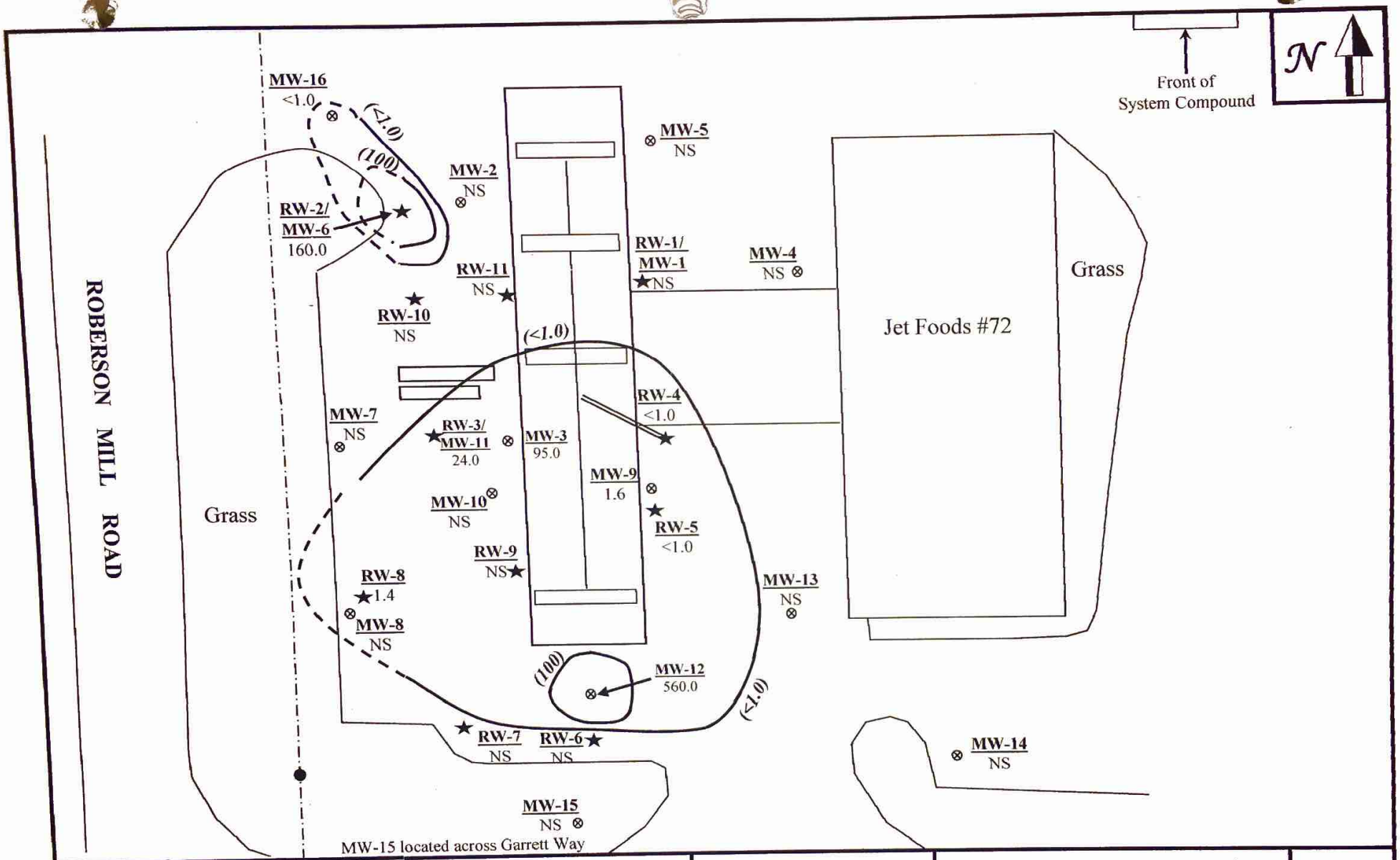

Legend

★ Recovery Well
⊗ Groundwater Monitor Well
FP – Free Product
Units – ug/L (parts per billion)
NS – Not Sampled

Scale: 1" = 40' (0 – 40)

Drawn by: KEY **Date:** 04/11/11

Client: J & D Resources, LLC

Project:

Jet Food Store #72
194 Roberson Mill Road
Milledgeville, GA; Baldwin Co.
Facility ID: 9050033

Title: Toluene Isoconcentration (March 31, 2011)

Ranger Consulting, Inc.

Figure 4a

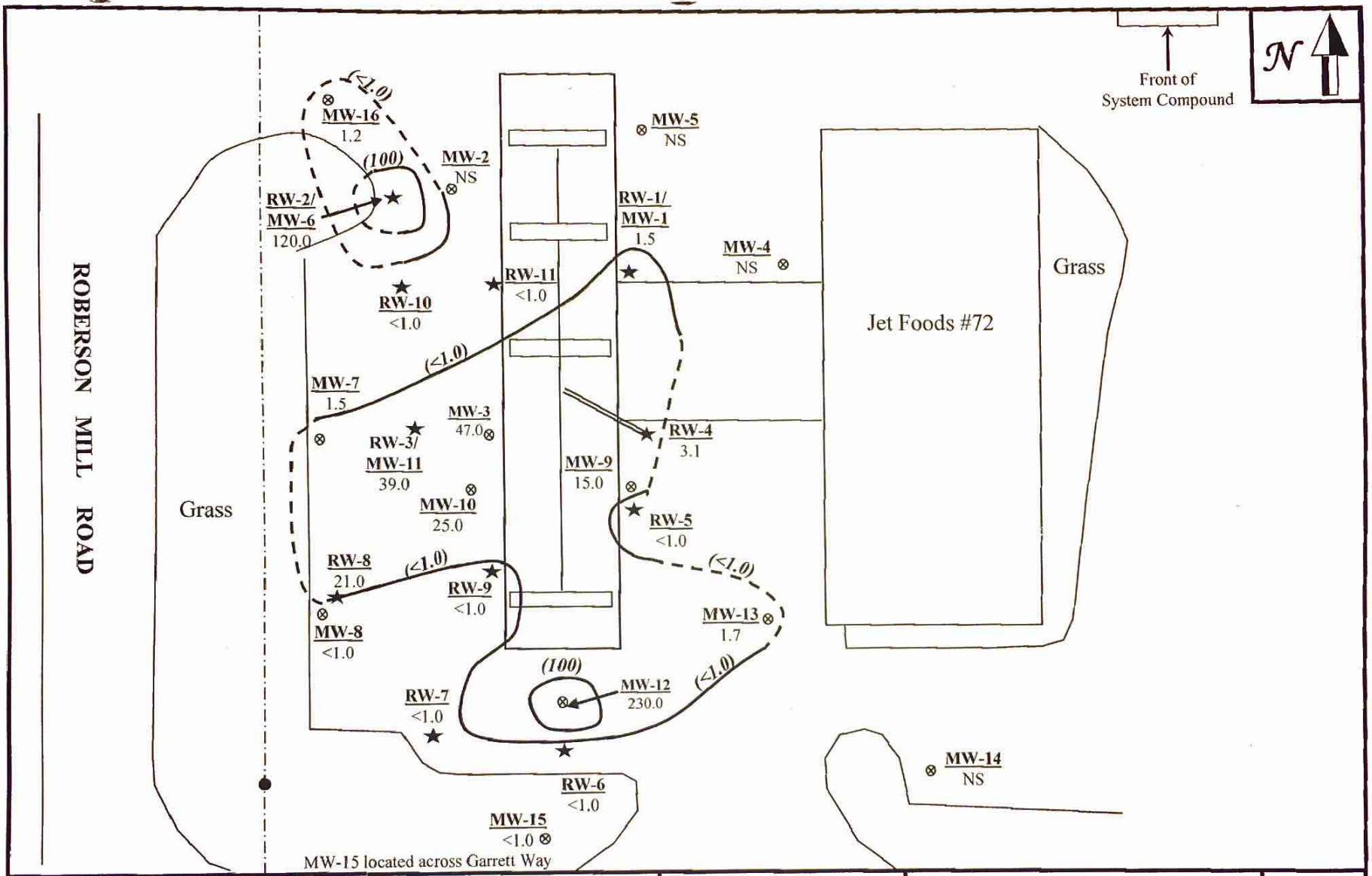

Legend

★ Recovery Well
⊗ Groundwater Monitor Well
FP – Free Product
Units – ug/L (parts per billion)
NS – Not Sampled

Scale: 1" = 40' (0 – 40)

Drawn by: KEY **Date:** 02/16/11

Client: J & D Resources, LLC

Project:
Jet Food Store #72
194 Roberson Mill Road
Milledgeville, GA; Baldwin Co.
Facility ID: 9050033

Title: Ethylbenzene Isoconcentration (February 3, 2011)

Ranger Consulting, Inc.

Figure 5

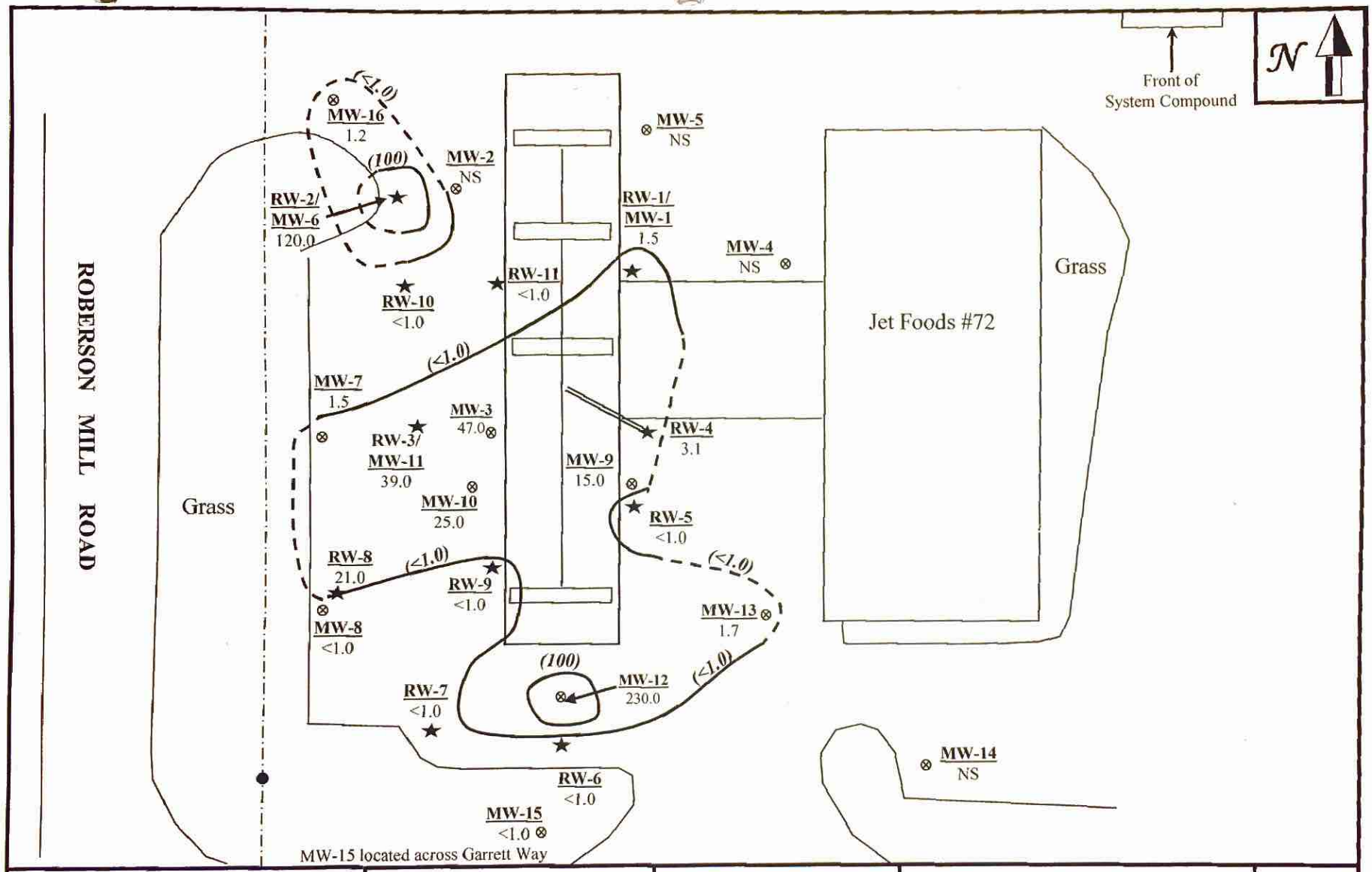

Legend

★ Recovery Well
⊗ Groundwater Monitor Well
FP – Free Product
Units – ug/L (parts per billion)
NS – Not Sampled

Scale: 1" = 40' (0 – 40)

Drawn by: KEY **Date:** 02/16/11

Client: J & D Resources, LLC

Project:

Jet Food Store #72
194 Roberson Mill Road
Milledgeville, GA; Baldwin Co.
Facility ID: 9050033

Title: Ethylbenzene Isoconcentration (February 3, 2011)

Ranger Consulting, Inc.

Figure 5

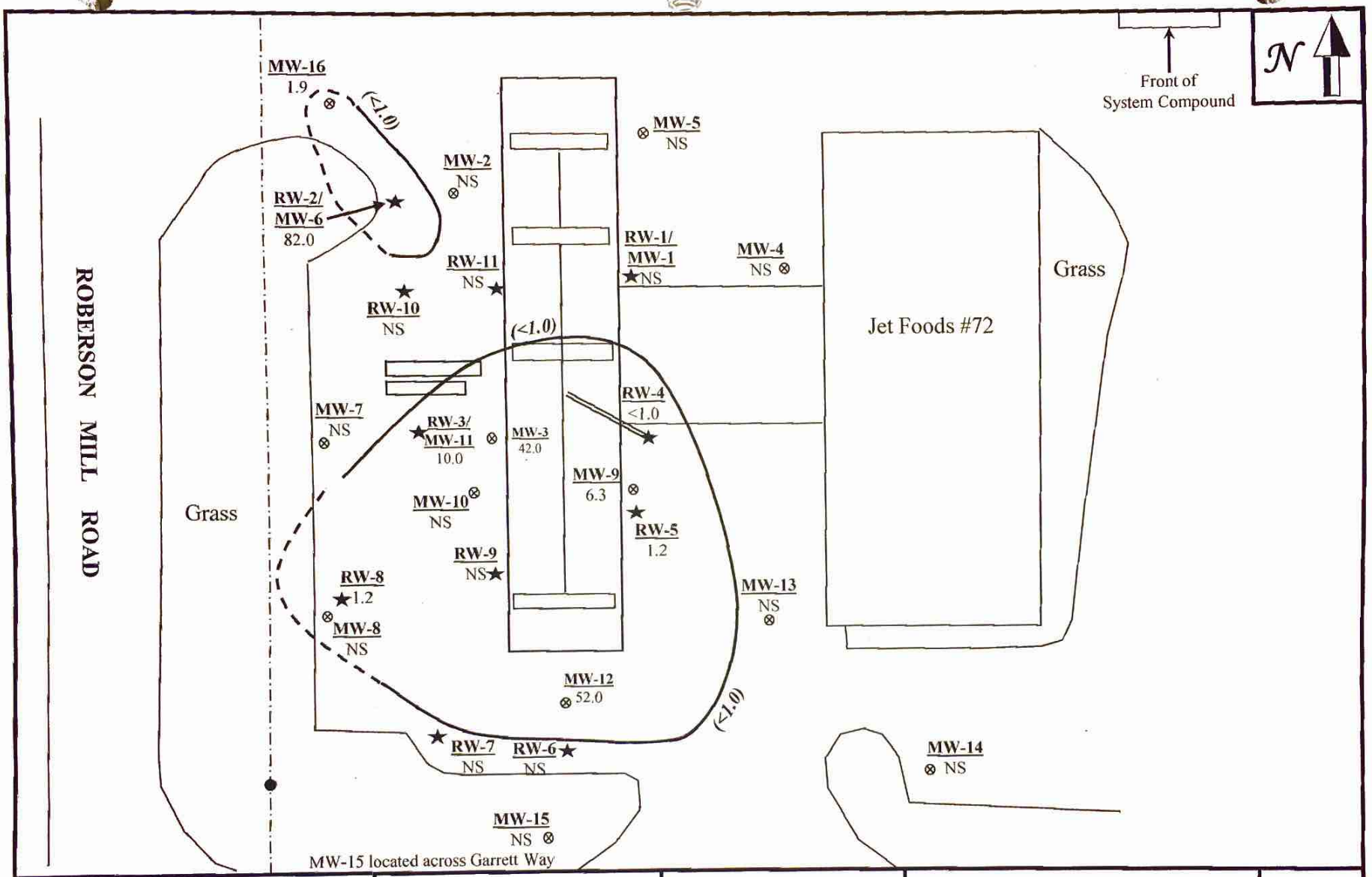

Legend

★ Recovery Well
⊗ Groundwater Monitor Well
FP – Free Product
Units – ug/L (parts per billion)
NS – Not Sampled

Scale: 1" = 40'

0 40

Drawn by: KEY **Date:** 04/11/11

Client: J & D Resources, LLC

Project:

Jet Food Store #72
194 Roberson Mill Road
Milledgeville, GA; Baldwin Co.
Facility ID: 9050033

Title: Ethylbenzene Isoconcentration (March 31, 2011)

Ranger Consulting, Inc.

Figure 5a

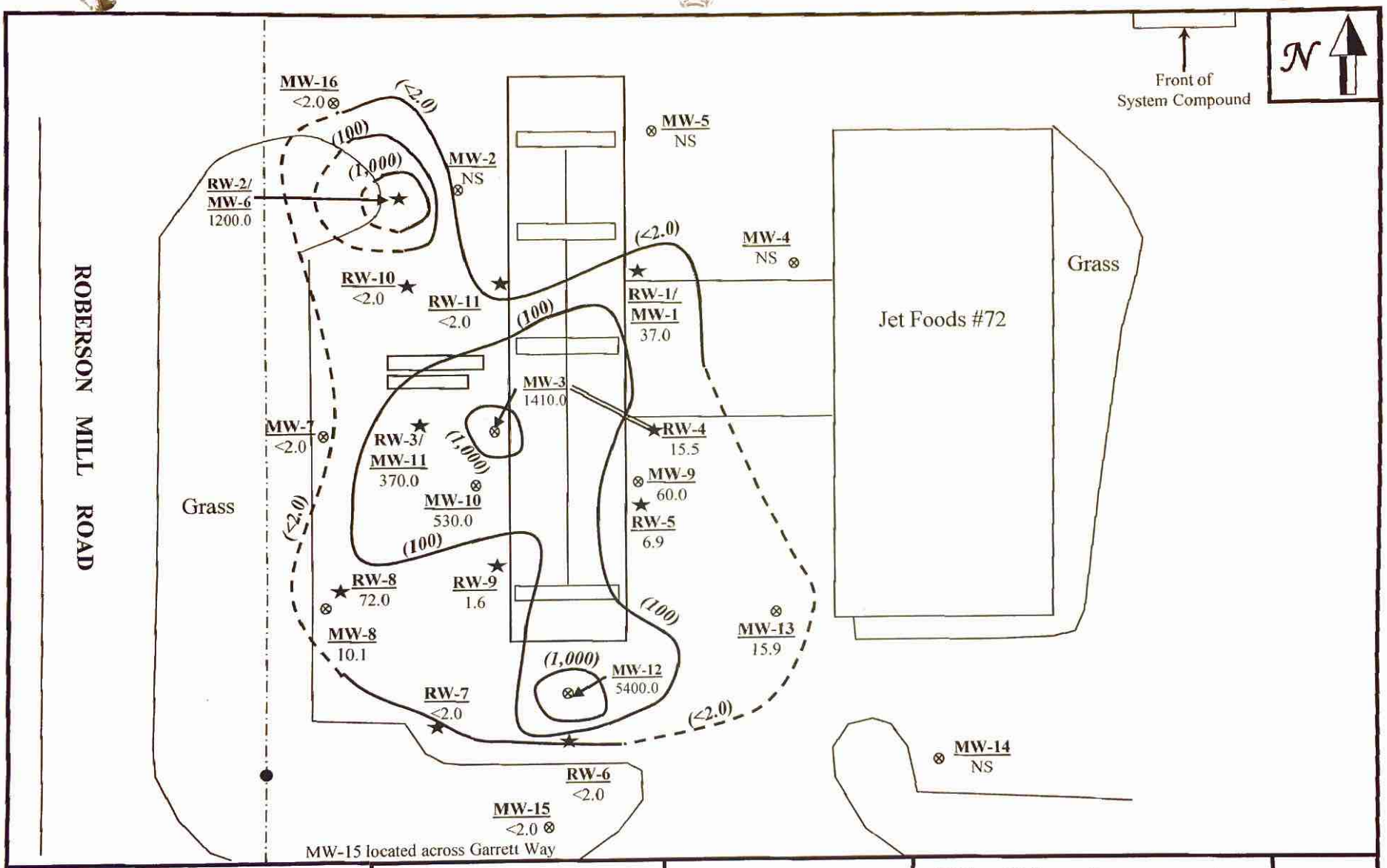

Legend

★ Recovery Well
⊗ Groundwater Monitor Well
FP – Free Product
Units – ug/L (parts per billion)
NS – Not Sampled

Scale: 1" = 40' (0 – 40)

Drawn by: KEY **Date:** 02/16/11

Client: J & D Resources, LLC

Project:

Jet Food Store #72
194 Roberson Mill Road
Milledgeville, GA; Baldwin Co.
Facility ID: 9050033

Title: Xylenes Isoconcentration (February 3, 2011)

Ranger Consulting, Inc.

Figure 6

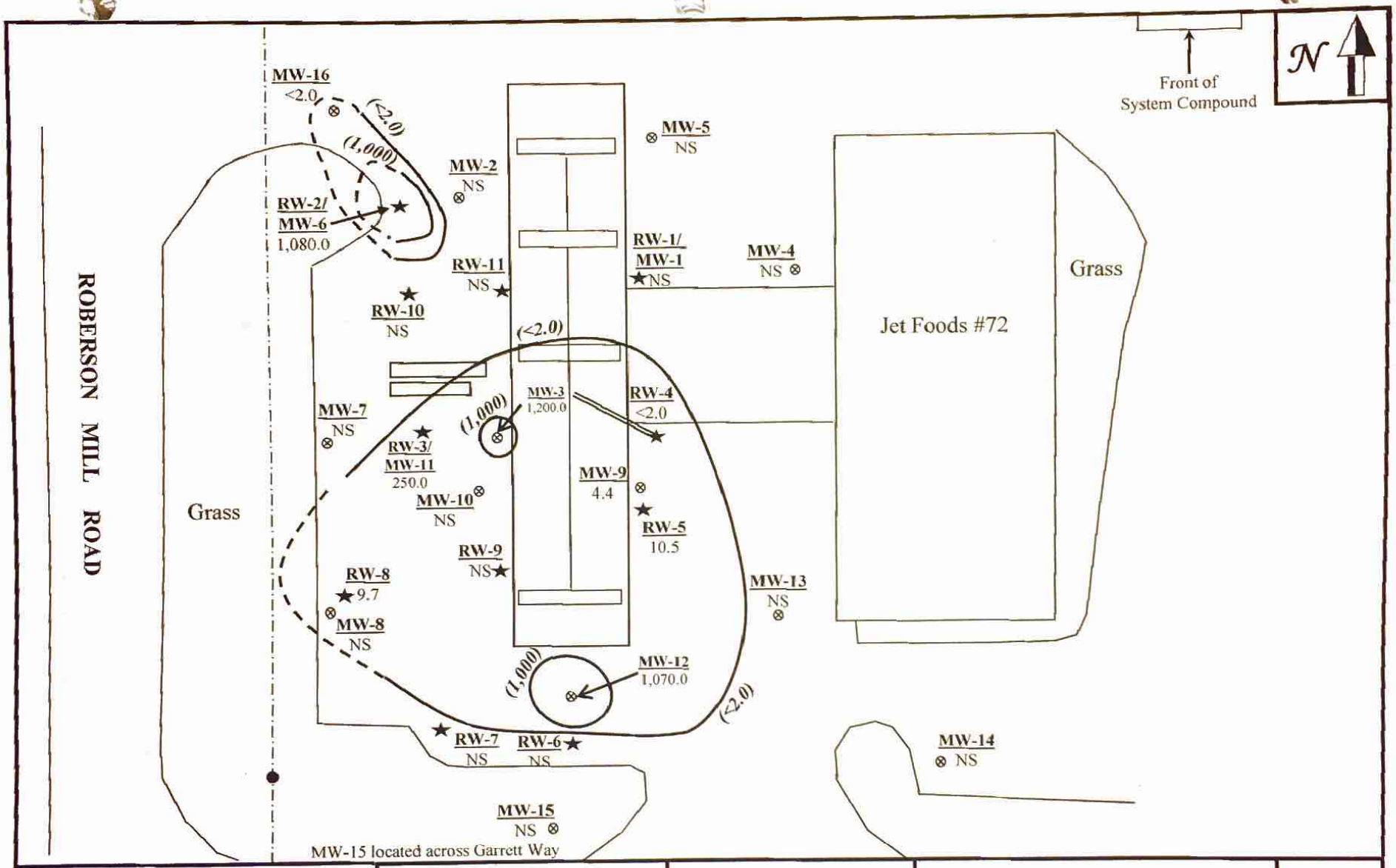

Legend

★ Recovery Well
⊗ Groundwater Monitor Well
FP – Free Product
Units – ug/L (parts per billion)
NS – Not Sampled

Scale: 1" = 40' (0 – 40)

Drawn by: KEY **Date:** 04/11/11

Client: J & D Resources, LLC

Project:

Jet Food Store #72
194 Roberson Mill Road
Milledgeville, GA; Baldwin Co.
Facility ID: 9050033

Title: Xylenes Isoconcentration (March 31, 2011)

Ranger Consulting, Inc.

Figure 6a

Jet Foods #72
194 Roberson Mill Road
Facility ID: 9050033

TABLE 1: GROUNDWATER ELEVATIONS

Well Number	Date Measured	Ground Surface Elev. (ft)	Top of Casing Elev.	Depth of Screened Interval	Depth of Free Product (ft)	Water Depth (ft)	Product Thickness (ft)	Spec. Grav. Adjustment	Corrected Groundwater Elev. (ft)
MW-1	08/24/04	102.27	101.98	15.0 - 40.0	17.02	17.10	0.08	17.04	84.94
	09/09/04				N/A	16.44	N/A	N/A	85.54
	10/20/04				15.68	18.72	3.04	16.44	85.54
	11/03/04				16.59	18.97	2.38	17.19	84.80
	01/24/05				16.53	17.25	0.72	16.71	85.27
	06/17/05				15.45	15.53	0.08	15.47	86.51
	06/21/05	102.96	102.73	15.0 - 40.0	15.63	15.84	0.21	15.68	87.05
	08/08/05				15.49	15.60	0.11	15.52	87.21
	12/06/05				16.76	17.22	0.46	16.88	85.86
	04/10/06				16.48	17.42	0.94	16.72	86.02
	04/18/06				16.18	17.02	0.84	16.39	86.34
	02/28/07				16.90	16.97	0.07	16.92	85.81
RW-1 / MW-1**	07/19/07	102.46	102.23	15.0 - 40.0	17.80	17.96	0.16	17.84	84.39
	01/07/08				N/A	19.05	N/A	N/A	83.18
	05/01/08				N/A	16.98	N/A	N/A	85.25
	02/17/09				N/A	20.01	N/A	N/A	82.22
	05/11/09				N/A	23.02	N/A	N/A	79.21
	08/19/09				N/A	17.20	N/A	N/A	85.03
	12/01/09				N/A	22.42	N/A	N/A	79.81
	08/19/10				N/A	16.26	N/A	N/A	85.97
	02/03/11				N/A	17.61	N/A	N/A	84.62
MW-2	08/24/04	100.92	100.74	10.0 - 40.0	N/A	18.52	N/A	N/A	82.22
	09/09/04				N/A	17.18	N/A	N/A	83.56
	10/20/04				N/A	16.80	N/A	N/A	83.94
	11/03/04				N/A	16.81	N/A	N/A	83.93
	01/24/05				N/A	17.23	N/A	N/A	83.51
	06/17/05				N/A	16.04	N/A	N/A	84.70
	06/21/05	101.64	101.48	10.0 - 40.0	N/A	16.52	N/A	N/A	84.96
	08/08/05				N/A	16.29	N/A	N/A	85.19
	12/06/05				N/A	17.62	N/A	N/A	83.86
	04/10/06				N/A	17.41	N/A	N/A	84.07
	04/18/06				N/A	16.88	N/A	N/A	84.60
	02/28/07				N/A	17.74	N/A	N/A	83.74
	07/19/07				N/A	18.31	N/A	N/A	83.17
	01/07/08				N/A	19.74	N/A	N/A	81.74
	05/01/08				N/A	18.35	N/A	N/A	83.13
	07/24/08				N/A	19.72	N/A	N/A	81.76
	10/14/08				N/A	19.42	N/A	N/A	82.06
	02/17/09				N/A	21.88	N/A	N/A	79.60
	05/11/09				N/A	21.91	N/A	N/A	79.57
	08/19/09				N/A	18.56	N/A	N/A	82.92
	12/01/09				N/A	21.22	N/A	N/A	80.26
	08/19/10				N/A	16.70	N/A	N/A	84.78
	02/03/11				N/A	18.24	N/A	N/A	83.24
	03/31/11				N/A	16.86	N/A	N/A	84.62

Jet Foods #72
194 Roberson Mill Road
Facility ID: 9050033

TABLE 1: GROUNDWATER ELEVATIONS

Well Number	Date Measured	Ground Surface Elev. (ft)	Top of Casing Elev.	Depth of Screened Interval	Depth of Free Product (ft)	Water Depth (ft)	Product Thickness (ft)	Spec. Grav. Adjustment	Corrected Groundwater Elev. (ft)
MW-3	08/24/04	102.23	102.07	15.0 - 35.0	16.25	21.22	4.97	17.49	84.58
	09/09/04				N/A	15.99	Sheen	N/A	86.08
	10/20/04				15.64	20.58	4.94	16.88	85.20
	11/03/04				15.65	20.38	4.73	16.83	85.24
	01/24/05				16.21	20.35	4.14	17.25	84.83
	06/17/05				15.68	16.77	1.09	15.95	86.12
	06/21/05	102.96	102.81	15.0 - 35.0	15.75	17.54	1.79	16.20	86.61
	08/08/05				15.73	16.66	0.93	15.96	86.85
	12/06/05				16.83	18.81	1.98	17.33	85.49
	04/10/06				16.50	19.39	2.89	17.22	85.59
	04/18/06				16.21	18.69	2.48	16.83	85.98
	02/28/07				16.88	18.99	2.11	17.41	85.40
	07/19/07				17.49	20.65	3.16	18.28	84.53
	01/07/08				N/A	20.55	N/A	N/A	82.26
	05/01/08				18.73	18.75	0.02	18.74	84.08
	07/24/08				N/A	20.62	N/A	N/A	82.19
	10/14/08				20.00	20.06	0.06	20.02	82.80
	02/17/09				24.67	24.70	0.03	24.68	78.13
	05/11/09				22.44	22.46	0.02	22.45	80.37
	08/19/09				N/A	18.57	N/A	N/A	84.24
	12/01/09				26.56	26.61	0.05	26.57	76.24
	08/19/10				N/A	16.63	N/A	N/A	86.18
	02/03/11				N/A	18.42	N/A	N/A	84.39
	03/31/11				N/A	16.64	N/A	N/A	86.17
MW-4	06/21/05	103.07	102.80	10.0 - 30.0	N/A	15.31	N/A	N/A	87.49
	08/08/05				N/A	15.21	N/A	N/A	87.59
	12/06/05				N/A	16.56	N/A	N/A	86.24
	04/10/06				N/A	16.31	N/A	N/A	86.49
	04/18/06				N/A	16.08	N/A	N/A	86.72
	02/28/07				N/A	16.73	N/A	N/A	86.07
	07/19/07				N/A	17.59	N/A	N/A	85.21
	01/07/08				N/A	19.22	N/A	N/A	83.58
	05/01/08				N/A	17.60	N/A	N/A	85.20
	07/24/08				N/A	18.49	N/A	N/A	84.31
	10/14/08				N/A	18.90	N/A	N/A	83.90
	02/17/09				N/A	20.35	N/A	N/A	82.45
	05/11/09				N/A	18.58	N/A	N/A	84.22
	08/19/09				N/A	17.72	N/A	N/A	85.08
	12/01/09				N/A	20.88	N/A	N/A	81.92
	08/19/10				N/A	15.97	N/A	N/A	86.83
	02/03/11				N/A	17.35	N/A	N/A	85.45
	03/31/11				N/A	16.04	N/A	N/A	86.76

Jet Foods #72
194 Roberson Mill Road
Facility ID: 9050033

TABLE 1: GROUNDWATER ELEVATIONS

Well Number	Date Measured	Ground Surface Elev. (ft)	Top of Casing Elev.	Depth of Screened Interval	Depth of Free Product (ft)	Water Depth (ft)	Product Thickness (ft)	Spec. Grav. Adjustment	Corrected Groundwater Elev. (ft)
MW-5	06/21/05	102.73	102.53	10.0 - 30.0	N/A	14.99	N/A	N/A	87.54
	08/08/05				14.92	14.93	0.01	14.92	87.61
	12/06/05				N/A	16.33	N/A	N/A	86.20
	04/10/06				N/A	16.04	N/A	N/A	86.49
	04/18/06				N/A	15.75	N/A	N/A	86.78
	02/28/07				N/A	16.42	N/A	N/A	86.11
	07/19/07				N/A	17.31	N/A	N/A	85.22
	01/07/08				N/A	18.92	N/A	N/A	83.61
	05/01/08				N/A	17.31	N/A	N/A	85.22
	07/24/08				N/A	18.28	N/A	N/A	84.25
	10/14/08				N/A	18.63	N/A	N/A	83.90
	02/17/09				N/A	20.27	N/A	N/A	82.26
	05/11/09				N/A	18.81	N/A	N/A	83.72
	08/19/09				N/A	17.44	N/A	N/A	85.09
	12/01/09				N/A	19.03	N/A	N/A	83.50
	08/19/10				N/A	15.70	N/A	N/A	86.83
	02/03/11				N/A	17.05	N/A	N/A	85.48
	03/31/11				N/A	15.72	N/A	N/A	86.81
MW-6	06/21/05	101.24	100.94	10.0 - 30.0	N/A	16.09	N/A	N/A	84.85
	08/08/05				N/A	16.09	N/A	N/A	84.85
	12/06/05				N/A	17.23	N/A	N/A	83.71
	04/10/06				17.01	17.18	0.17	17.05	83.89
	04/18/06				16.43	16.44	0.01	16.43	84.51
RW-2 / MW-6**	02/28/07				N/A	16.68	N/A	N/A	84.26
	07/19/07	100.66	100.36	10.0 - 30.0	18.03	18.07	0.04	18.04	82.32
	01/07/08				N/A	19.95	N/A	N/A	80.41
	05/01/08				N/A	17.48	N/A	N/A	82.88
	02/17/09				N/A	20.81	N/A	N/A	79.55
	05/11/09				N/A	20.74	N/A	N/A	79.62
	08/19/09				N/A	17.73	N/A	N/A	82.63
	12/01/09				N/A	18.59	N/A	N/A	81.77
	08/19/10				N/A	16.40	N/A	N/A	83.96
	02/03/11				N/A	17.10	N/A	N/A	83.26
	03/31/11				N/A	15.07	N/A	N/A	85.29
MW-7	06/21/05	101.40	101.06	10.0 - 30.0	N/A	16.16	N/A	N/A	84.90
	08/08/05				N/A	15.81	N/A	N/A	85.25
	12/06/05				N/A	17.23	N/A	N/A	83.83
	04/10/06				N/A	16.89	N/A	N/A	84.17
	04/18/06				N/A	16.54	N/A	N/A	84.52
	02/28/07				17.17	17.19	0.02	17.18	83.89
	07/19/07				N/A	17.95	N/A	N/A	83.11
	01/07/08				N/A	19.61	N/A	N/A	81.45
	05/01/08				N/A	18.03	N/A	N/A	83.03
	07/24/08				N/A	19.12	N/A	N/A	81.94
	10/14/08				N/A	19.19	N/A	N/A	81.87
	02/17/09				N/A	20.56	N/A	N/A	80.50
	05/11/09				N/A	19.29	N/A	N/A	81.77
	08/19/09				N/A	18.13	N/A	N/A	82.93
	12/01/09				N/A	19.12	N/A	N/A	81.94
	08/19/10				N/A	16.51	N/A	N/A	84.55
	02/03/11				N/A	17.84	N/A	N/A	83.22
	03/31/11				N/A	16.93	N/A	N/A	84.13

Jet Foods #72
194 Roberson Mill Road
Facility ID: 9050033

TABLE 1: GROUNDWATER ELEVATIONS

Well Number	Date Measured	Ground Surface Elev. (ft)	Top of Casing Elev.	Depth of Screened Interval	Depth of Free Product (ft)	Water Depth (ft)	Product Thickness (ft)	Spec. Grav. Adjustment	Corrected Groundwater Elev. (ft)
MW-8	06/21/05	102.34	102.09	10.0 - 30.0	15.85	15.88	0.03	15.86	86.23
	08/08/05				15.58	16.57	0.99	15.83	86.26
	12/06/05				16.81	17.18	0.37	16.90	85.19
	04/10/06				16.77	16.81	0.04	16.78	85.31
	04/18/06				N/A	16.34	N/A	N/A	85.75
	02/28/07				17.65	17.66	0.01	17.65	84.44
	07/19/07				17.65	17.85	0.20	17.70	84.39
	01/07/08				N/A	20.32	N/A	N/A	81.77
	05/01/08				N/A	18.29	N/A	N/A	83.80
	07/24/08				N/A	21.09	N/A	N/A	81.00
	10/14/08				N/A	19.71	N/A	N/A	82.38
	02/17/09				N/A	23.47	N/A	N/A	78.62
	05/11/09				N/A	21.88	N/A	N/A	80.21
	08/19/09				N/A	18.12	N/A	N/A	83.97
	12/01/09				N/A	22.15	N/A	N/A	79.94
	08/19/10				N/A	16.30	N/A	N/A	85.79
	02/03/11				N/A	18.00	N/A	N/A	84.09
	03/31/11				N/A	16.19	N/A	N/A	85.90
MW-9	06/21/05	102.99	102.79	10.0 - 30.0	N/A	15.91	N/A	N/A	86.88
	08/08/05				N/A	15.71	N/A	N/A	87.08
	12/06/05				N/A	17.02	N/A	N/A	85.77
	04/10/06				N/A	16.92	N/A	N/A	85.87
	04/18/06				N/A	16.60	N/A	N/A	86.19
	02/28/07				17.01	17.03	0.02	17.02	85.78
	07/19/07				18.00	18.06	0.06	18.02	84.78
	01/07/08				N/A	20.05	N/A	N/A	82.74
	05/01/08				N/A	18.38	N/A	N/A	84.41
	07/24/08				N/A	19.61	N/A	N/A	83.18
	10/14/08				N/A	19.60	N/A	N/A	83.19
	02/17/09				23.04	23.07	0.03	23.05	79.74
	05/11/09				N/A	21.72	N/A	N/A	81.07
	08/19/09				N/A	18.26	N/A	N/A	84.53
	12/01/09				N/A	24.30	N/A	N/A	78.49
	08/19/10				N/A	16.44	N/A	N/A	86.35
	02/03/11				N/A	18.02	N/A	N/A	84.77
	03/31/11				N/A	16.53	N/A	N/A	86.26
MW-10	06/21/05	102.93	102.66	10.0 - 30.0	16.03	16.14	0.11	16.06	86.60
	08/08/05				15.04	18.14	3.10	15.82	86.85
	12/06/05				16.62	18.89	2.27	17.19	85.47
	04/10/06				16.54	18.67	2.13	17.07	85.59
	04/18/06				16.15	18.23	2.08	16.67	85.99
	02/28/07				16.86	18.40	1.54	17.25	85.42
	07/19/07				17.42	20.13	2.71	18.10	84.56
	01/07/08				20.48	20.54	0.06	20.50	82.17
	05/01/08				18.63	18.64	0.01	18.63	84.03
	07/24/08				20.82	20.84	0.02	20.83	81.84
	10/14/08				N/A	19.93	N/A	N/A	82.73
	02/17/09				N/A	24.72	N/A	N/A	77.94
	05/11/09				N/A	21.56	N/A	N/A	81.10
	08/19/09				N/A	18.41	N/A	N/A	84.25
	12/01/09				N/A	25.13	N/A	N/A	77.53
	08/19/10				N/A	16.50	N/A	N/A	86.16
	02/03/11				N/A	18.28	N/A	N/A	84.38
	03/31/11				N/A	16.44	N/A	N/A	86.22

Jet Foods #72
194 Roberson Mill Road
Facility ID: 9050033

TABLE 1: GROUNDWATER ELEVATIONS

Well Number	Date Measured	Ground Surface Elev. (ft)	Top of Casing Elev.	Depth of Screened Interval	Depth of Free Product (ft)	Water Depth (ft)	Product Thickness (ft)	Spec. Grav. Adjustment	Corrected Groundwater Elev. (ft)
MW-11	06/21/05	102.74	102.42	10.0 - 30.0	N/A	15.75	N/A	N/A	86.67
	08/08/05				15.50	15.51	0.01	15.50	86.92
	12/06/05				16.77	17.36	0.59	16.92	85.50
	04/10/06				16.04	19.28	3.24	16.85	85.57
	04/18/06				15.62	18.92	3.30	16.45	85.98
RW-3 / MW-11**	02/28/07				16.68	18.00	1.32	17.01	85.41
	07/19/07				17.22	19.65	2.43	17.83	84.59
	01/07/08				N/A	18.95	N/A	N/A	83.47
	05/01/08				17.89	17.90	0.01	17.89	84.53
	02/17/09				N/A	20.64	N/A	N/A	81.78
	05/11/09				N/A	21.24	N/A	N/A	81.18
	08/19/09				N/A	17.99	N/A	N/A	84.43
	12/01/09				N/A	19.72	N/A	N/A	82.70
	08/19/10				N/A	15.84	N/A	N/A	86.58
	02/03/11				N/A	17.59	N/A	N/A	84.83
	03/31/11				N/A	14.94	N/A	N/A	87.48
MW-12	06/21/05	103.51	103.26	10.0 - 30.0	16.76	16.82	0.06	16.78	86.49
	08/08/05				16.50	16.52	0.02	16.51	86.76
	12/06/05				17.14	19.67	2.53	17.77	85.49
	04/10/06				17.24	19.22	1.98	17.74	85.53
	04/18/06				16.91	18.75	1.84	17.37	85.89
	02/28/07				18.44	18.46	0.02	18.45	84.82
	07/19/07				18.55	19.23	0.68	18.72	84.54
	01/07/08				20.74	21.32	0.58	20.89	82.38
	05/01/08				19.16	19.19	0.03	19.17	84.09
	07/24/08				20.31	20.84	0.53	20.44	82.82
	10/14/08				20.33	20.45	0.12	20.36	82.90
	02/17/09				23.41	23.47	0.06	23.43	79.84
	05/11/09				21.49	21.52	0.03	21.50	81.76
	08/19/09				19.00	19.03	0.03	19.01	84.25
	12/01/09				24.93	24.94	0.01	24.93	78.33
	08/19/10				N/A	17.08	N/A	N/A	86.18
	02/03/11				N/A	18.77	N/A	N/A	84.49
	03/31/11				N/A	17.24	N/A	N/A	86.02
MW-13	06/21/05	102.82	102.50	10.0 - 25.0	N/A	15.78	N/A	N/A	86.72
	08/08/05				15.55	15.56	0.01	15.55	86.95
	12/06/05				N/A	16.80	N/A	N/A	85.70
	04/10/06				N/A	16.73	N/A	N/A	85.77
	04/18/06				N/A	16.41	N/A	N/A	86.09
	02/28/07				N/A	17.09	N/A	N/A	85.41
	07/19/07				17.79	17.81	0.02	17.80	84.71
	01/07/08				N/A	19.80	N/A	N/A	82.70
	05/01/08				18.20	18.22	0.02	18.21	84.30
	07/24/08				N/A	19.26	N/A	N/A	83.24
	10/14/08				N/A	19.33	N/A	N/A	83.17
	02/17/09				N/A	21.43	N/A	N/A	81.07
	05/11/09				N/A	20.36	N/A	N/A	82.14
	08/19/09				N/A	18.08	N/A	N/A	84.42
	12/01/09				N/A	21.49	N/A	N/A	81.01
	08/19/10				N/A	16.12	N/A	N/A	86.38
	02/03/11				N/A	17.80	N/A	N/A	84.70
	03/31/11				N/A	16.35	N/A	N/A	86.15

Jet Foods #72
194 Roberson Mill Road
Facility ID: 9050033

TABLE 1: GROUNDWATER ELEVATIONS

Well Number	Date Measured	Ground Surface Elev. (ft)	Top of Casing Elev.	Depth of Screened Interval	Depth of Free Product (ft)	Water Depth (ft)	Product Thickness (ft)	Spec. Grav. Adjustment	Corrected Groundwater Elev. (ft)
MW-14	02/28/07	103.98	103.76	10.0 - 25.0	N/A	18.98	N/A	N/A	84.78
	07/19/07				N/A	19.88	N/A	N/A	83.88
	01/07/08				N/A	21.73	N/A	N/A	82.03
	05/01/08				N/A	20.12	N/A	N/A	83.64
	07/24/08				N/A	20.95	N/A	N/A	82.81
	10/14/08				N/A	21.31	N/A	N/A	82.45
	02/17/09				N/A	22.66	N/A	N/A	81.10
	05/11/09				N/A	21.43	N/A	N/A	82.33
	08/19/09				N/A	20.03	N/A	N/A	83.73
	12/01/09				N/A	22.23	N/A	N/A	81.53
	08/19/10				N/A	18.21	N/A	N/A	85.55
	02/03/11				N/A	19.76	N/A	N/A	84.00
	03/31/11				N/A	18.42	N/A	N/A	85.34
MW-15	02/28/07	108.16	107.82	10.0 - 25.0	N/A	23.93	N/A	N/A	83.89
	07/19/07				N/A	24.18	N/A	N/A	83.64
	01/07/08				N/A	24.65	N/A	N/A	83.17
	05/01/08				N/A	DRY	N/A	N/A	DRY
	07/24/08				N/A	DRY	N/A	N/A	DRY
	10/14/08				N/A	DRY	N/A	N/A	DRY
	02/17/09				N/A	DRY	N/A	N/A	DRY
	05/11/09				N/A	DRY	N/A	N/A	DRY
	08/19/09				N/A	DRY	N/A	N/A	DRY
	12/01/09				N/A	DRY	N/A	N/A	DRY
	08/19/10				N/A	23.94	N/A	N/A	83.88
	02/03/11				N/A	24.65	N/A	N/A	83.17
	03/31/11				N/A	23.29	N/A	N/A	84.53
MW-16	02/28/07	99.56	99.36	10.0 - 25.0	N/A	16.79	N/A	N/A	82.57
	07/19/07				N/A	17.45	N/A	N/A	81.91
	01/07/08				N/A	18.73	N/A	N/A	80.63
	05/01/08				N/A	17.38	N/A	N/A	81.98
	07/24/08				N/A	18.64	N/A	N/A	80.72
	10/14/08				N/A	18.44	N/A	N/A	80.92
	02/17/09				N/A	20.34	N/A	N/A	79.02
	05/11/09				N/A	20.07	N/A	N/A	79.29
	08/19/09				N/A	17.52	N/A	N/A	81.84
	12/01/09				N/A	20.63	N/A	N/A	78.73
	08/19/10				N/A	16.00	N/A	N/A	83.36
	02/03/11				N/A	17.28	N/A	N/A	82.08
	03/31/11				N/A	15.90	N/A	N/A	83.46
RW-4	02/28/07	101.92	101.62	14.0 - 34.0	N/A	17.75	N/A	N/A	83.87
	07/19/07				N/A	18.23	N/A	N/A	83.39
	01/07/08				N/A	21.17	N/A	N/A	80.45
	05/01/08				19.28	19.31	0.03	19.29	82.33
	02/17/09				N/A	25.28	N/A	N/A	76.34
	05/11/09				N/A	23.87	N/A	N/A	77.75
	08/19/09				N/A	19.23	N/A	N/A	82.39
	12/01/09				N/A	22.62	N/A	N/A	79.00
	08/19/10				N/A	17.25	N/A	N/A	84.37
	02/03/11				N/A	18.88	N/A	N/A	82.74
	03/31/11				N/A	16.88	N/A	N/A	84.74

Jet Foods #72
194 Roberson Mill Road
Facility ID: 9050033

TABLE 1: GROUNDWATER ELEVATIONS

Well Number	Date Measured	Ground Surface Elev. (ft)	Top of Casing Elev.	Depth of Screened Interval	Depth of Free Product (ft)	Water Depth (ft)	Product Thickness (ft)	Spec. Grav. Adjustment	Corrected Groundwater Elev. (ft)
RW-5	02/28/07	101.92	101.58	10.0 - 30.0	N/A	17.36	N/A	N/A	84.22
	07/19/07				17.75	18.10	0.35	17.84	83.74
	01/07/08				N/A	15.98	N/A	N/A	85.60
	05/01/08				18.26	18.29	0.03	18.27	83.31
	02/17/09				N/A	21.41	N/A	N/A	80.17
	05/11/09				N/A	17.59	N/A	N/A	83.99
	08/19/09				N/A	18.13	N/A	N/A	83.45
	12/01/09				N/A	21.13	N/A	N/A	80.45
	08/19/10				N/A	16.46	N/A	N/A	85.12
	02/03/11				N/A	17.90	N/A	N/A	83.68
	03/31/11				N/A	15.83	N/A	N/A	85.75
RW-6	02/28/07	102.78	102.46	10.0 - 30.0	N/A	18.26	N/A	N/A	84.20
	07/19/07				17.80	17.82	0.02	17.81	84.66
	01/07/08				N/A	19.68	N/A	N/A	82.78
	05/01/08				N/A	19.08	N/A	N/A	83.38
	02/17/09				N/A	20.98	N/A	N/A	81.48
	05/11/09				N/A	20.60	N/A	N/A	81.86
	08/19/09				N/A	19.02	N/A	N/A	83.44
	12/01/09				N/A	21.94	N/A	N/A	80.52
	08/19/10				N/A	16.16	N/A	N/A	86.30
	02/03/11				N/A	18.80	N/A	N/A	83.66
RW-7	02/28/07	102.42	102.14	10.0 - 30.0	N/A	18.06	N/A	N/A	84.08
	07/19/07				N/A	18.40	N/A	N/A	83.74
	05/01/08				N/A	19.97	N/A	N/A	82.17
	05/01/08				N/A	18.86	N/A	N/A	83.28
	02/17/09				N/A	20.89	N/A	N/A	81.25
	05/11/09				N/A	20.64	N/A	N/A	81.50
	08/19/09				N/A	18.72	N/A	N/A	83.42
	12/01/09				N/A	21.74	N/A	N/A	80.40
	08/19/10				N/A	16.14	N/A	N/A	86.00
	02/03/11				N/A	18.40	N/A	N/A	83.74
RW-8	02/28/07	101.20	100.98	10.0 - 30.0	N/A	17.79	N/A	N/A	83.19
	07/19/07				18.07	18.52	0.45	18.18	82.80
	01/07/08				N/A	20.48	N/A	N/A	80.50
	05/01/08				N/A	17.83	N/A	N/A	83.15
	02/17/09				N/A	21.35	N/A	N/A	79.63
	05/11/09				N/A	21.79	N/A	N/A	79.19
	08/19/09				N/A	17.66	N/A	N/A	83.32
	12/01/09				N/A	20.56	N/A	N/A	80.42
	08/19/10				N/A	16.04	N/A	N/A	84.94
	02/03/11				N/A	17.64	N/A	N/A	83.34
	03/31/11				N/A	14.79	N/A	N/A	86.19

Jet Foods #72
194 Roberson Mill Road
Facility ID: 9050033

TABLE 1: GROUNDWATER ELEVATIONS

Well Number	Date Measured	Ground Surface Elev. (ft)	Top of Casing Elev.	Depth of Screened Interval	Depth of Free Product (ft)	Water Depth (ft)	Product Thickness (ft)	Spec. Grav. Adjustment	Corrected Groundwater Elev. (ft)
RW-9	02/28/07	101.84	101.32	10.0 - 30.0	N/A	17.35	N/A	N/A	83.97
	07/19/07				17.61	19.03	1.42	17.97	83.36
	01/07/08				N/A	20.13	N/A	N/A	81.19
	05/01/08				18.39	18.40	0.01	18.39	82.93
	02/17/09				N/A	20.64	N/A	N/A	80.68
	05/11/09				N/A	21.09	N/A	N/A	80.23
	08/19/09				N/A	18.40	N/A	N/A	82.92
	12/01/09				N/A	18.18	N/A	N/A	83.14
	08/19/10				N/A	16.29	N/A	N/A	85.03
	02/03/11				N/A	18.12	N/A	N/A	83.20
RW-10	02/28/07	100.30	100.04	10.0 - 30.0	N/A	17.48	N/A	N/A	82.56
	07/19/07				N/A	17.53	N/A	N/A	82.51
	01/07/08				N/A	18.89	N/A	N/A	81.15
	05/01/08				N/A	17.15	N/A	N/A	82.89
	02/17/09				N/A	20.60	N/A	N/A	79.44
	05/11/09				N/A	21.39	N/A	N/A	78.65
	08/19/09				N/A	17.07	N/A	N/A	82.97
	12/01/09				N/A	17.19	N/A	N/A	82.85
	08/19/10				N/A	15.27	N/A	N/A	84.77
	02/03/11				N/A	17.36	N/A	N/A	82.68
RW-11	02/28/07	101.70	101.44	10.0 - 30.0	17.11	17.14	0.03	17.12	84.32
	07/19/07				17.64	18.10	0.46	17.76	83.69
	01/07/08				N/A	20.95	N/A	N/A	80.49
	05/01/08				17.89	17.92	0.03	17.90	83.54
	02/17/09				N/A	21.49	N/A	N/A	79.95
	05/11/09				N/A	21.91	N/A	N/A	79.53
	08/19/09				N/A	17.87	N/A	N/A	83.57
	12/01/09				N/A	19.20	N/A	N/A	82.24
	08/19/10				N/A	15.60	N/A	N/A	85.84
	02/03/11				N/A	17.72	N/A	N/A	83.72

**Monitor Wells-1, 6 and 11 converted to recovery wells.

Prepared by: Korey E. Young Date: 04/11/11

Reviewed by: Peggy McGee Date: 04/15/11

Jet Foods #72
194 Roberson Mill Road
Facility ID: 9050033

TABLE 2: GROUNDWATER ANALYTICAL RESULTS

(VOLATILE ORGANIC COMPOUNDS)

Well Number	Date Sampled	Benzene (µg/l)	Toluene (µg/l)	Ethyl - benzene (µg/l)	Xylenes (µg/l)	Total BTEX (µg/l)
MW-1	08/24/04	Not Sampled; Free Product				
	06/20/05	Not Sampled; Free Product				
	04/10/06	Not Sampled; Free Product				
RW-1 / MW-1**	02/26/07	Not Sampled; Free Product				
	07/19/07	Not Sampled; Free Product				
	01/07/08	**590.0**	3,700.0	200.0	4,400.0	8,890.0
	05/01/08	<1.0	<1.0	<1.0	830.0	830.0
	02/17/09	41.0	22.0	12.0	310.0	385.0
	05/11/09	**65.0**	50.0	16.0	470.0	601.0
	08/19/09	6.6	8.0	1.8	86.0	102.4
	12/03/09	3.8	2.9	<1.0	101.0	107.7
	08/19/10	14.0	18.0	5.8	89.0	126.8
	02/03/11	2.1	1.2	1.5	37.0	41.8
	03/31/11	Not sampled - Eliminated from sampling schedule.				
MW-2	08/24/04	<1.0	<1.0	<1.0	<2.0	<2.0
	06/20/05	<1.0	<1.0	<1.0	<2.0	<2.0
	04/10/06	**93.0**	2.4	<1.0	13.8	109.2
	02/26/07	**220.0**	4.0	1.1	26.0	251.1
	07/19/07	**350.0**	9.4	4.8	6.3	370.5
	01/07/08	26.0	4.7	<1.0	<2.0	30.7
	05/01/08	4.6	<1.0	<1.0	<2.0	4.6
	07/24/08	4.7	1.9	<1.0	4.5	11.1
	10/14/08	<1.0	<1.0	<1.0	<2.0	<2.0
	02/17/09	<1.0	<1.0	<1.0	<2.0	<2.0
	05/11/09	<1.0	<1.0	<1.0	<2.0	<2.0
	08/19/09	<1.0	<1.0	<1.0	<2.0	<2.0
	12/01/09	Not sampled - Eliminated from sampling schedule.				

Jet Foods #72
194 Roberson Mill Road
Facility ID: 9050033

TABLE 2: GROUNDWATER ANALYTICAL RESULTS

(VOLATILE ORGANIC COMPOUNDS)

Well Number	Date Sampled	Benzene (µg/l)	Toluene (µg/l)	Ethyl - benzene (µg/l)	Xylenes (µg/l)	Total BTEX (µg/l)
MW-3	08/24/04	Not Sampled; Free Product				
	06/20/05	Not Sampled; Free Product				
	04/10/06	Not Sampled; Free Product				
	02/26/07	Not Sampled; Free Product				
	07/19/07	Not Sampled; Free Product				
	01/07/08	**260.0**	5,100.0	1,500.0	11,000.0	17,860.0
	05/01/08	Not Sampled; Free Product				
	07/24/08	**560.0**	3,900.0	1,500.0	12,200.0	18,160.0
	10/14/08	Not Sampled; Free Product				
	02/17/09	Not Sampled; Free Product				
	05/11/09	Not Sampled; Free Product				
	08/19/09	**85.0**	250.0	290.0	1,720.0	2,345.0
	12/01/09	Not Sampled; Free Product				
	09/01/10	4.6	89.0	17.0	1,620.0	1,730.6
	02/03/11	8.9	83.0	47.0	1,410.0	1,548.9
	03/31/11	14.0	95.0	42.0	1,200.0	1,351.0
MW-4	06/21/05	**65.0**	170.0	31.0	127.0	393.0
	04/10/06	**360.0**	210.0	54.0	400.0	1,024.0
	02/26/07	**190.0**	45.0	11.0	157.0	403.0
	07/19/07	**260.0**	38.0	6.2	114.0	418.2
	01/07/08	<1.0	<1.0	<1.0	<2.0	<2.0
	05/01/08	<1.0	<1.0	<1.0	<2.0	<2.0
	07/24/08	2.1	<1.0	<1.0	26.4	28.5
	10/14/08	<1.0	<1.0	<1.0	<2.0	<2.0
	02/17/09	<1.0	<1.0	<1.0	<2.0	<2.0
	05/11/09	<1.0	<1.0	<1.0	<2.0	<2.0
	08/19/09	<1.0	<1.0	<1.0	<2.0	<2.0
	12/01/09	Not sampled - Eliminated from sampling schedule.				
	08/19/10	<1.0	<1.0	<1.0	<2.0	<2.0
	01/31/11	Not sampled - Eliminated from sampling schedule.				

Jet Foods #72
194 Roberson Mill Road
Facility ID: 9050033

TABLE 2: GROUNDWATER ANALYTICAL RESULTS

(VOLATILE ORGANIC COMPOUNDS)

Well Number	Date Sampled	Benzene (µg/l)	Toluene (µg/l)	Ethyl - benzene (µg/l)	Xylenes (µg/l)	Total BTEX (µg/l)
MW-5	06/21/05	<1.0	<1.0	<1.0	<2.0	<2.0
	04/10/06	<1.0	<1.0	<1.0	<2.0	<2.0
	02/26/07	<1.0	<1.0	<1.0	<2.0	<2.0
	07/19/07	<1.0	<1.0	<1.0	<2.0	<2.0
	01/07/08	<1.0	<1.0	<1.0	<2.0	<2.0
	05/01/08	<1.0	<1.0	<1.0	<2.0	<2.0
	07/24/08	<1.0	<1.0	<1.0	<2.0	<2.0
	10/14/08	<1.0	<1.0	<1.0	<2.0	<2.0
	02/17/09	<1.0	<1.0	<1.0	<2.0	<2.0
	05/11/09	Not sampled - Eliminated from sampling schedule.				
	08/19/09	<1.0	<1.0	<1.0	<2.0	<2.0
	12/01/09	Not sampled - Eliminated from sampling schedule.				
	08/19/10	<1.0	<1.0	<1.0	<2.0	<2.0
	01/31/11	Not sampled - Eliminated from sampling schedule.				
MW-6	06/21/05	**740.0**	200.0	39.0	600.0	1,579.0
	04/10/06	Not Sampled; Free Product				
RW-2 / MW-6**	02/26/07	**12,000.0**	**51,000.0**	5,100.0	28,700.0	96,800.0
	07/19/07	Not Sampled; Free Product				
	01/07/08	**1,800.0**	**20,000.0**	**2,800.0**	27,200.0	51,800.0
	05/01/08	**2,500.0**	**6,400.0**	510.0	4,400.0	13,810.0
	02/17/09	**2,100.0**	5,300.0	640.0	4,100.0	12,140.0
	05/11/09	**1,300.0**	4,300.0	560.0	3,900.0	10,060.0
	08/19/09	**1,200.0**	4,600.0	350.0	5,200.0	11,350.0
	12/03/09	**680.0**	2,700.0	280.0	3,600.0	7,260.0
	09/01/10	**140.0**	240.0	40.0	970.0	1,390.0
	02/03/11	**390.0**	520.0	120.0	1,200.0	2,230.0
	03/31/11	**100.0**	160.0	82.0	1,080.0	1,422.0

Jet Foods #72
194 Roberson Mill Road
Facility ID: 9050033

TABLE 2: GROUNDWATER ANALYTICAL RESULTS

(VOLATILE ORGANIC COMPOUNDS)

Well Number	Date Sampled	Benzene (µg/l)	Toluene (µg/l)	Ethyl - benzene (µg/l)	Xylenes (µg/l)	Total BTEX (µg/l)
MW-7	06/21/05	**230.0**	340.0	76.0	460.0	1,106.0
	04/10/06	**430.0**	160.0	30.0	95.0	715.0
	02/26/07	Not Sampled; Free Product				
	07/19/07	**630.0**	130.0	53.0	39.0	852.0
	01/07/08	38.0	8.9	2.2	3.2	52.3
	05/01/08	**190.0**	150.0	25.0	169.0	534.0
	07/24/08	**320.0**	44.0	72.0	47.2	483.2
	10/14/08	**91.0**	25.0	20.0	26.0	162.0
	02/17/09	**450.0**	40.0	40.0	74.0	604.0
	05/11/09	**52.0**	30.0	28.0	32.0	142.0
	08/19/09	18.0	1.3	3.1	11.0	33.4
	12/01/09	2.9	<1.0	3.6	2.9	9.4
	08/19/10	<1.0	<1.0	<1.0	<2.0	<2.0
	02/03/11	<1.0	<1.0	1.5	<2.0	1.5
	03/31/11	Not sampled - Eliminated from sampling schedule.				
MW-8	06/21/05	Not Sampled; Free Product				
	04/10/06	Not Sampled; Free Product				
	02/26/07	Not Sampled; Free Product				
	07/19/07	Not Sampled; Free Product				
	01/07/08	10.0	5.2	2.4	1,190.0	1,207.6
	05/01/08	7.2	5.2	1.2	1,184.0	1,197.6
	07/24/08	**110.0**	4.3	4.0	350.0	468.3
	10/14/08	7.0	1.9	<1.0	212.0	220.9
	02/17/09	15.0	<1.0	<1.0	14.4	29.4
	05/11/09	25.0	<1.0	<1.0	1.3	26.3
	08/19/09	2.6	2.2	1.0	103.0	108.8
	12/01/09	**59.0**	<1.0	<1.0	4.1	63.1
	08/19/10	14.0	<1.0	<1.0	14.2	28.2
	02/03/11	1.3	<1.0	<1.0	10.1	11.4
	03/31/11	Not sampled - Eliminated from sampling schedule.				

Jet Foods #72
194 Roberson Mill Road
Facility ID: 9050033

TABLE 2: GROUNDWATER ANALYTICAL RESULTS

(VOLATILE ORGANIC COMPOUNDS)

Well Number	Date Sampled	Benzene (µg/l)	Toluene (µg/l)	Ethyl - benzene (µg/l)	Xylenes (µg/l)	Total BTEX (µg/l)
MW-9	06/21/05	**10,000.0**	**9,800.0**	1,600.0	7,500.0	28,900.0
	04/10/06	**15,000.0**	**15,000.0**	1,800.0	8,300.0	40,100.0
	02/26/07	Not Sampled; Free Product				
	07/19/07	Not Sampled; Free Product				
	01/07/08	**4,900.0**	900.0	52.0	1,380.0	7,232.0
	05/01/08	**1,800.0**	900.0	66.0	1,560.0	4,326.0
	07/24/08	**2,200.0**	2,000.0	280.0	4,500.0	8,980.0
	10/14/08	**740.0**	230.0	28.0	250.0	1,248.0
	02/17/09	Not Sampled; Free Product				
	05/11/09	**300.0**	25.0	33.0	261.0	619.0
	08/19/09	**67.0**	4.5	7.0	72.7	151.2
	12/01/09	**190.0**	24.0	55.0	82.0	351.0
	08/19/10	10.0	2.0	4.4	5.7	22.1
	02/03/11	29.0	10.0	15.0	60.0	114.0
	03/31/11	29.0	1.6	6.3	4.4	41.3
MW-10	06/21/05	Not Sampled; Free Product				
	04/10/06	Not Sampled; Free Product				
	02/26/07	Not Sampled; Free Product				
	07/19/07	Not Sampled; Free Product				
	01/07/08	Not Sampled; Free Product				
	05/01/08	Not Sampled; Free Product				
	07/24/08	Not Sampled; Free Product				
	10/14/08	**91.0**	640.0	510.0	16,900.0	18,141.0
	02/17/09	37.0	17.0	83.0	910.0	1,047.0
	05/11/09	7.0	8.4	40.0	420.0	475.4
	08/19/09	**77.0**	77.0	29.0	290.0	473.0
	12/01/09	2.3	2.6	6.3	54.0	65.2
	09/01/10	7.6	6.2	3.1	200.0	216.9
	02/03/11	8.8	39.0	25.0	530.0	602.8
	03/31/11	Not sampled - Eliminated from sampling schedule.				

Jet Foods #72
194 Roberson Mill Road
Facility ID: 9050033

TABLE 2: GROUNDWATER ANALYTICAL RESULTS

(VOLATILE ORGANIC COMPOUNDS)

Well Number	Date Sampled	Benzene (µg/l)	Toluene (µg/l)	Ethyl - benzene (µg/l)	Xylenes (µg/l)	Total BTEX (µg/l)
MW-11	06/21/05	**1,900.0**	3,600.0	350.0	1,820.0	7,670.0
	04/10/06	Not Sampled; Free Product				
RW-3 / MW-11**	02/26/07	Not Sampled; Free Product				
	07/19/07	Not Sampled; Free Product				
	01/07/08	**360.0**	670.0	26.0	1,160.0	2,216.0
	05/01/08	Not Sampled; Free Product				
	02/17/09	7.6	4.8	3.0	390.0	405.4
	05/11/09	21.0	60.0	11.0	350.0	442.0
	08/19/09	32.0	60.0	7.7	205.0	304.7
	12/03/09	<1.0	3.4	<1.0	44.0	47.4
	09/01/10	48.0	220.0	63.0	710.0	1,041.0
	02/03/11	33.0	62.0	39.0	370.0	504.0
	03/31/11	9.3	24.0	10.0	250.0	293.3
MW-12	06/21/05	Not Sampled; Free Product				
	04/10/06	Not Sampled; Free Product				
	02/26/07	Not Sampled; Free Product				
	07/19/07	Not Sampled; Free Product				
	01/07/08	Not Sampled; Free Product				
	05/01/08	Not Sampled; Free Product				
	07/24/08	Not Sampled; Free Product				
	10/14/08	Not Sampled; Free Product				
	02/17/09	Not Sampled; Free Product				
	05/11/09	Not Sampled; Free Product				
	08/19/09	Not Sampled; Free Product				
	12/01/09	Not Sampled; Free Product				
	09/01/10	310.0	560.0	55.0	2,800.0	3,725.0
	02/03/11	**1,300.0**	1,900.0	230.0	5,400.0	8,830.0
	03/31/11	**220.0**	560.0	52.0	1,070.0	1,902.0

Jet Foods #72
194 Roberson Mill Road
Facility ID: 9050033

TABLE 2: GROUNDWATER ANALYTICAL RESULTS

(VOLATILE ORGANIC COMPOUNDS)

Well Number	Date Sampled	Benzene (µg/l)	Toluene (µg/l)	Ethyl - benzene (µg/l)	Xylenes (µg/l)	Total BTEX (µg/l)
MW-13	06/21/05	**6,600.0**	**12,000.0**	1,700.0	8,900.0	29,200.0
	04/10/06	**9,300.0**	**11,000.0**	1,700.0	9,500.0	31,500.0
	02/26/07	**8,000.0**	5,700.0	1,000.0	4,800.0	19,500.0
	07/19/07	Not Sampled; Free Product				
	01/07/08	**4,100.0**	**7,000.0**	680.0	13,500.0	25,280.0
	05/01/08	Not Sampled; Free Product				
	07/24/08	**3,100.0**	3,600.0	730.0	10,200.0	17,630.0
	10/14/08	**550.0**	650.0	110.0	15,000.0	16,310.0
	02/17/09	27.0	1.8	22.0	208.0	258.8
	05/11/09	4.8	<1.0	2.3	22.4	29.5
	08/19/09	8.9	2.8	2.6	97.0	111.3
	12/01/09	<1.0	<1.0	<1.0	<2.0	<2.0
	08/19/10	<1.0	<1.0	<1.0	6.8	6.8
	02/03/11	1.9	<1.0	1.7	15.9	19.5
	03/31/11	Not sampled - Eliminated from sampling schedule.				
MW-14	02/28/07	<1.0	2.6	1.0	7.0	10.6
	07/19/07	<1.0	<1.0	<1.0	<2.0	<2.0
	01/07/08	<1.0	<1.0	<1.0	<2.0	<2.0
	05/01/08	<1.0	<1.0	<1.0	<2.0	<2.0
	07/24/08	<1.0	<1.0	<1.0	<2.0	<2.0
	10/14/08	<1.0	<1.0	<1.0	<2.0	<2.0
	02/17/09	<1.0	<1.0	<1.0	4.8	4.8
	05/11/09	Not sampled - Eliminated from sampling schedule.				0.0
	08/19/09	<1.0	<1.0	<1.0	<2.0	<2.0
	12/01/09	Not sampled - Eliminated from sampling schedule.				
	08/19/10	<1.0	<1.0	<1.0	<2.0	<2.0
	02/03/11	Not sampled - Eliminated from sampling schedule.				
MW-15	02/28/07	**2,700.0**	5,900.0	1,800.0	9,100.0	19,500.0
	07/19/07	**1,700.0**	890.0	710.0	3,170.0	6,470.0
	01/07/08	Not sampled - Water in monitor well reservoir				
	05/01/08	Not sampled - Water in monitor well reservoir				
	07/24/08	<1.0	<1.0	<1.0	<2.0	<2.0
	10/14/08	Not sampled - Water in monitor well reservoir				
	02/17/09	Not sampled - Water in monitor well reservoir				
	05/11/09	Not sampled - Water in monitor well reservoir				
	08/19/09	Not sampled - Water in monitor well reservoir				
	12/01/09	Not sampled - Water in monitor well reservoir				
	08/19/10	<1.0	<1.0	<1.0	<2.0	<2.0
	02/03/11	<1.0	<1.0	<1.0	<2.0	<2.0
	03/31/11	Not sampled - Eliminated from sampling schedule.				

Jet Foods #72
194 Roberson Mill Road
Facility ID: 9050033

TABLE 2: GROUNDWATER ANALYTICAL RESULTS

(VOLATILE ORGANIC COMPOUNDS)

Well Number	Date Sampled	Benzene (µg/l)	Toluene (µg/l)	Ethyl - benzene (µg/l)	Xylenes (µg/l)	Total BTEX (µg/l)
MW-16	02/28/07	**5,300.0**	**13,000.0**	970.0	8,300.0	27,570.0
	07/19/07	**12,000.0**	**23,000.0**	1,600.0	9,100.0	45,700.0
	01/07/08	**680.0**	210.0	39.0	630.0	1,559.0
	05/01/08	**620.0**	110.0	31.0	139.0	900.0
	07/24/08	**150.0**	14.0	6.0	14.3	184.3
	10/14/08	**260.0**	21.0	15.0	68.0	364.0
	02/17/09	**160.0**	22.0	5.8	3.4	191.2
	05/11/09	**400.0**	690.0	35.0	340.0	1,465.0
	08/19/09	**100.0**	9.6	12.0	5.8	127.4
	12/01/09	36.0	11.0	6.2	7.2	60.4
	08/19/10	18.0	2.5	2.5	1.4	24.4
	02/03/11	7.1	<1.0	1.2	<2.0	8.3
	03/31/11	6.8	<1.0	1.9	<2.0	8.7
RW-4	02/28/07	**8,900.0**	**11,000.0**	1,400.0	7,400.0	28,700.0
	07/19/07	Not Sampled; Free Product				
	01/07/08	**3,000.0**	1,300.0	41.0	840.0	5,181.0
	05/01/08	Not Sampled; Free Product				
	02/17/09	**69.0**	28.0	6.1	44.0	147.1
	05/11/09	9.8	3.5	1.1	18.0	32.4
	08/19/09	**68.0**	12.0	4.4	83.0	167.4
	12/03/09	7.1	4.7	2.7	550.0	564.5
	08/19/10	13.0	5.0	3.3	370.0	391.3
	02/03/11	8.5	1.6	3.1	15.5	28.7
	03/31/11	<1.0	<1.0	<1.0	<2.0	<2.0
RW-5	02/28/07	**8,700.0**	2,400.0	340.0	2,030.0	13,470.0
	07/19/07	Not Sampled; Free Product				
	01/07/08	29.0	36.0	3.5	660.0	728.5
	05/01/08	Not Sampled; Free Product				
	02/17/09	32.0	30.0	9.0	420.0	491.0
	05/11/09	<1.0	<1.0	<1.0	<2.0	<2.0
	08/19/09	**110.0**	25.0	15.0	105.0	255.0
	12/03/09	5.0	4.0	<1.0	54.0	63.0
	08/19/10	32.0	16.0	30.0	283.0	361.0
	02/03/11	1.2	<1.0	<1.0	6.9	8.1
	03/31/11	<1.0	<1.0	1.2	10.5	11.7

Jet Foods #72
194 Roberson Mill Road
Facility ID: 9050033

TABLE 2: GROUNDWATER ANALYTICAL RESULTS

(VOLATILE ORGANIC COMPOUNDS)

Well Number	Date Sampled	Benzene (µg/l)	Toluene (µg/l)	Ethyl - benzene (µg/l)	Xylenes (µg/l)	Total BTEX (µg/l)
RW-6	02/28/07	**1,000.0**	880.0	99.0	740.0	2,719.0
	07/19/07	Not Sampled; Free Product				
	01/07/08	**56.0**	59.0	6.8	340.0	461.8
	05/01/08	**150.0**	280.0	57.0	910.0	1,397.0
	02/17/09	<1.0	<1.0	<1.0	9.6	9.6
	05/11/09	<1.0	<1.0	<1.0	13.2	13.2
	08/19/09	1.5	<1.0	<1.0	5.6	7.1
	12/01/09	<1.0	<1.0	<1.0	<2.0	<2.0
	09/01/10	<1.0	<1.0	<1.0	<2.0	<2.0
	02/03/11	<1.0	<1.0	<1.0	<2.0	<2.0
	03/31/11	Not sampled - Eliminated from sampling schedule.				
RW-7	02/28/07	**800.0**	130.0	30.0	198.0	0.0
	07/24/07	**190.0**	19.0	<1.0	173.0	1,158.0
	01/07/08	**78.0**	29.0	1.4	400.0	382.0
	05/01/08	6.8	1.7	<1.0	16.0	508.4
	02/17/09	9.2	<1.0	<1.0	13.8	24.5
	05/11/09	**120.0**	4.4	<1.0	94.0	23.0
	08/19/09	5.2	<1.0	<1.0	3.4	218.4
	12/01/09	15.0	<1.0	<1.0	21.9	8.6
	09/01/10	Sample collection inadvertently omitted.				
	02/03/11	<1.0	<1.0	<1.0	<2.0	<2.0
	03/31/11	Not sampled - Eliminated from sampling schedule.				
RW-8	02/28/07	**12,000.0**	**32,000.0**	**3,800.0**	20,700.0	0.0
	07/19/07	Not Sampled; Free Product				
	01/07/08	**130.0**	940.0	150.0	1,160.0	2,380.0
	05/01/08	24.0	150.0	49.0	1,460.0	1,683.0
	02/17/09	1.5	1.2	<1.0	84.0	86.7
	05/11/09	8.2	14.0	1.5	32.0	55.7
	08/19/09	36.0	13.0	4.8	135.0	188.8
	12/01/09	**68.0**	230.0	16.0	490.0	804.0
	08/19/10	22.0	10.0	9.4	113.0	154.4
	02/03/11	44.0	19.0	21.0	72.0	156.0
	03/31/11	2.0	1.4	1.2	9.7	14.3

Jet Foods #72
194 Roberson Mill Road
Facility ID: 9050033

TABLE 2: GROUNDWATER ANALYTICAL RESULTS

(VOLATILE ORGANIC COMPOUNDS)

Well Number	Date Sampled	Benzene (µg/l)	Toluene (µg/l)	Ethyl - benzene (µg/l)	Xylenes (µg/l)	Total BTEX (µg/l)
RW-9	02/28/07	**11,000.0**	**30,000.0**	**3,700.0**	19,100.0	0.0
	07/19/07	Sampled; Free Product				
	01/07/08	**370.0**	460.0	20.0	1,850.0	0.0
	05/01/08	Sampled; Free Product				
	02/17/09	<1.0	1.1	<1.0	82.0	0.0
	05/11/09	4.2	1.9	1.8	127.0	83.1
	08/19/09	4.4	2.5	<1.0	51.0	134.9
	12/01/09	<1.0	<1.0	<1.0	181.0	57.9
	09/01/10	1.9	<1.0	<1.0	16.4	181.0
	02/03/11	1.2	<1.0	<1.0	1.6	18.3
	03/31/11	Not sampled - Eliminated from sampling schedule.				
RW-10	02/28/07	**330.0**	400.0	91.0	590.0	0.0
	07/24/07	**80.0**	13.0	6.6	15.0	1,411.0
	01/07/08	<1.0	4.60	<1.0	<2.0	114.6
	05/01/08	<1.0	<1.0	<1.0	<2.0	<2.0
	02/17/09	<1.0	1.3	<1.0	<2.0	0.0
	05/11/09	**910.0**	2,300.0	71.0	2,330.0	1.3
	08/19/09	<1.0	<1.0	<1.0	<2.0	<2.0
	12/03/09	44.0	34.0	6.7	100.0	0.0
	09/01/10	<1.0	<1.0	<1.0	<2.0	<2.0
	02/03/11	<1.0	<1.0	<1.0	<2.0	<2.0
	03/31/11	Not sampled - Eliminated from sampling schedule.				
RW-11	02/28/07	Not Sampled; Free Product				
	07/19/07	Not Sampled; Free Product				
	01/07/08	**190.0**	120.0	25.0	760.0	0.0
	05/01/08	Not Sampled; Free Product				
	02/17/09	2.1	7.4	1.7	12.1	0.0
	05/11/09	<1.0	3.3	1.3	7.3	23.3
	08/19/09	5.3	6.8	6.2	39.0	11.9
	12/03/09	<1.0	<1.0	<1.0	4.2	57.3
	09/01/10	<1.0	1.8	1.3	23.0	4.2
	02/03/11	<1.0	<1.0	<1.0	<2.0	<2.0
	03/31/11	Not sampled - Eliminated from sampling schedule.				
Influent	07/24/08	<1.0	<1.0	<1.0	<2.0	<2.0
	05/11/09	<1.0	<1.0	<1.0	<2.0	<2.0
	09/03/09	<1.0	1.4	<1.0	5.1	0.0
	12/01/09	1.6	5.8	1.6	139.0	6.5

Jet Foods #72
194 Roberson Mill Road
Facility ID: 9050033

TABLE 2: GROUNDWATER ANALYTICAL RESULTS

(VOLATILE ORGANIC COMPOUNDS)

Well Number	Date Sampled	Benzene (µg/l)	Toluene (µg/l)	Ethyl - benzene (µg/l)	Xylenes (µg/l)	Total BTEX (µg/l)
Effluent	07/24/08	<1.0	<1.0	<1.0	<2.0	<2.0
	09/03/09	<1.0	<1.0	<1.0	2.7	0.0
	12/01/09	<1.0	<1.0	<1.0	<2.0	<2.0
Applicable Stds: ISWQS		**51.0**	**5,980.0**	**2,100.0**	**NL**	

"Bold numbers" denotes exceedance of drinking water or in-stream standards
ISWQS = In-Stream Water Quality Standards
NL - Not listed

**Monitor Wells-1, 6 and 11 converted to recovery wells.

Prepared by: Korey E. Young Date: 04/11/11
Reviewed by: Peggy McGee Date: 04/15/11