Voluntary Remediation Program Ninth Semiannual Status Report

Atlanta Gas Light Company Former Manufactured Gas Plant Site
Augusta, Richmond County, Georgia
HSI No. 10132
VRP Consent Order EPD-VRP-011
Project # 6122140098 Atlanta Gas Light Company

Prepared for:

Atlanta Gas Light Company
Ten Peachtree Place, Atlanta. Georgia 30309

5/31/2019

Voluntary Remediation Program Ninth Semiannual Status Report

Atlanta Gas Light Company Former Manufactured Gas Plant Site
Augusta, Richmond County, Georgia
HSI No. 10132
Project # 6122140098 Atlanta Gas Light Company

Prepared for:

Atlanta Gas Light Company
Ten Peachtree Place, Atlanta. Georgia 30309

Prepared by:

Wood Environment & Infrastructure Solutions, Inc.
1075 Big Shanty Road
Suite 100
Kennesaw, Georgia 30144
USA
T: 770-421-3400

5/31/2019

Copyright and non-disclosure notice

The contents and layout of this report are subject to copyright owned by Wood (© Wood Environment & Infrastructure Solutions, Inc.). save to the extent that copyright has been legally assigned by us to another party or is used by Wood under license. To the extent that we own the copyright in this report, it may not be copied or used without our prior written agreement for any purpose other than the purpose indicated in this report. The methodology (if any) contained in this report is provided to you in confidence and must not be disclosed or copied to third parties without the prior written agreement of Wood. Disclosure of that information may constitute an actionable breach of confidence or may otherwise prejudice our commercial interests. Any third party who obtains access to this report by any means will, in any event, be subject to the Third Party Disclaimer set out below.

Third-party disclaimer

Any disclosure of this report to a third party is subject to this disclaimer. The report was prepared by Wood at the instruction of, and for use by, our client named on the front of the report. It does not in any way constitute advice to any third party who is able to access it by any means. Wood excludes to the fullest extent lawfully permitted all liability whatsoever for any loss or damage howsoever arising from reliance on the contents of this report. We do not however exclude our liability (if any) for personal injury or death resulting from our negligence, for fraud or any other matter in relation to which we cannot legally exclude liability.

Table of Contents

1.0 Project Summary 1-1
2.0 Site Activities 2-1
2.1 Groundwater Monitoring 2-1
2.2 Site Work 2-1
3.0 Additional Qualifying Parcels 3-1
4.0 Conclusions and Recommendations 4-1
5.0 Next Submittal 5-1
6.0 References 6-1

List of Tables

Table 2-1 Monitoring Well Status

List of Figures

Figure 1-1 Site Location Map
Figure 1-2 Parcel Block Map – City of Augusta
Figure 2-1 Monitoring Well Locations
Figure 2-2 Galliard Groundwater Approximate Extent of Dissolved Phase Impacts January 2019
Figure 2-3 Bedrock Groundwater Approximate Extent of Dissolved Phase Impacts January 2019
Figure 2-4 Wells to be Monitored
Figure 3-1 Qualifying Properties
Figure 4-1 Updated Schedule for VRP Activities

List of Appendices

Appendix A January 2019 CAER
Appendix B Additional Investigation
Appendix C Registered Professional Supporting Documentation

List of Acronyms

Acronym	Definition
ACA	Augusta Canal Authority
AGLC	Atlanta Gas Light Company
BPLM	By-Product-Like Material
COA	Certificate of Appropriateness
DNAPL	Dense Non-Aqueous Phase Liquid
DPT	Direct Push Technology
EPD	Georgia Environmental Protection Division
ISS	In-Situ Solidification
MGP	Manufactured Gas Plant
USEPA	United States Environmental Protection Agency
VIRP	Voluntary Investigation and Remediation Plan
VRP	Georgia Voluntary Remediation Program

GROUNDWATER SCIENTIST CERTIFICATION

I certify that I am a qualified groundwater scientist who has received a baccalaureate or post-graduate degree in the natural sciences or engineering and have sufficient training and experience in groundwater hydrology and related fields, as demonstrated by state registration and completion of accredited university courses, that enables me to make sound professional judgments regarding groundwater monitoring and contaminant fate and transport. I further certify that this report was prepared by me or by a subordinate working under my direction. Data contained herein gathered and reported by professionals other than Wood Environment & Infrastructure Solutions, Inc. are accepted as accurate and have been integrated into this report as such.

Greg Wrenn, P.E. (Georgia P.E. No. 25565)
Senior Environmental Engineer
Wood Environment & Infrastructure Solutions, Inc.

May 31, 2019
Date

Registered P.E.'s Mailing Address:
Wood Environment & Infrastructure Solutions, Inc.
1075 Big Shanty Road NW, Suite 100
Kennesaw, Georgia 30144

Registered P.E.'s Stamp:



1.0 Project Summary

The Augusta former Manufactured Gas Plant (MGP) is located at the intersection of Walton Way and 8th Street in the City of Augusta, County of Richmond, Georgia (Figure 1-1). Atlanta Gas Light Company (AGLC), owns three parcels of land on which an MGP and ancillary facilities operated, which collectively occupy approximately 3.5 acres (Figure 1-2). These properties as well as those surrounding properties potentially impacted by the former MGP operations are collectively referred to as the "Augusta MGP Site" or the "Site" in this Status Report.

AGLC has performed a series of investigations and implemented numerous Georgia Environmental Protection Division (EPD) approved corrective actions and has addressed the MGP impacts in the unsaturated and saturated zone materials over large areas of the Site since the mid-1980s.

Excavation and in-situ solidification (ISS) operations were completed for the Northern Parcel and Car Wash areas during fall 2003. In 2004, soil removal (excavation) activities were completed at Blocks A, E, G, and H; 8th Street and Fenwick Street; and along five segments of the Third Level Canal (designated Reach D, Reach E, Reach F, Reach G, and Reach H). The excavation and ISS remedial activities within the Northern Parcel were documented in the August 9, 2005, *Northern Parcel Corrective Action Closure Report* prepared by MACTEC (currently known as Wood Environment & Infrastructure Solutions, Inc. [Wood]) and approved by the EPD on February 24, 2006.

In-situ chemical oxidation (ISCO) of the church area (Block E), along the 8th Street ROW, within the Gas Station parcel, and along the Walton Way right-of-way (ROW) was completed in November 2005. A *Corrective Action Closure Report (CACR)* for these off-site areas (operable units [OU], OU-1 and OU-2) was submitted by MACTEC (currently known as Wood) on January 16, 2009 and was approved by EPD in a letter dated March 30, 2009. A separate CACR was also prepared for the Third Level Canal (OU-3) following completion of remediation activities adjacent to the CSX Railroad property. The CACR for OU-3 was submitted by MACTEC (currently known as Wood) on January 16, 2009 and approved by EPD in a letter dated March 30, 2009. A bedrock groundwater extraction and treatment system operated at the Site from November 2006 through June 2015. Groundwater was extracted from MW-307BR and MW-308BR, treated via activated carbon, and discharged to the publicly owned treatment works (POTW).

A supplemental bedrock investigation was performed by AECOM in July 2008 and included the installation of nine additional bedrock monitoring wells (MW-503BR, MW-504BR and MW-506BR through MW-512 BR). Results of this investigation are summarized in AECOM's *Bedrock Groundwater Investigation Report* dated February 19, 2009. All the installed bedrock monitoring wells were subsequently added to the monitoring network.

In correspondence dated March 6, 2009, AGLC responded to EPD's comments to the *4th Corrective Action Effectiveness Report* (CAER) and provided a proposed approach and timeframe to develop a Site Conceptual Model (SCM) and conduct groundwater modeling (following approval by EPD of the SCM), and prepare a feasibility study (FS; following approval by EPD of the Ground Water Modeling Report) in order to address the Site as a whole and better define an effective path to closure. A draft SCM dated June 19, 2009, was submitted to EPD by Environmental Cost Management, Inc. (ECM) on behalf of AGLC. A revised SCM, addressing EPD comments dated August 3, 2009, was submitted by ECM on October 2, 2009. The revised SCM presented changes to the well network that were approved in EPD's August 3, 2009, letter. These changes to the monitoring well network were incorporated into the current sampling event. A revised SCM was submitted to EPD on December 28, 2009 and approved by EPD in a letter dated March 19, 2010.

A supplemental data gap investigation was performed by ECM in October 2010 in accordance with the recommendations of the December 2009 SCM. The investigation included the installation of one additional bedrock monitoring well (MW-513BR), and the installation of four additional Galliard Formation monitoring wells (MW-600, MW-601, MW-602, and MW-603). In addition, one alluvium well (MW-04) and five Galliard Formation wells (MW-18, MW-201, MW-210, MW-305, and MW-407D) were decommissioned based on the recommendations of the EPD-approved SCM. In addition, MW-408D was abandoned and replaced with MW-408DR. Results of this investigation are summarized in ECM's *Data-Gap Investigation and Monitoring Well Installation/Decommissioning Report* dated February 14, 2011. The monitoring wells installed in 2010 are included in the current monitoring well network.

The results of the 2010 data gap investigation were incorporated in ECM's *Site Conceptual Model Addendum* (SCM Addendum) dated February 17, 2012. The SCM Addendum recommended an overall reduction to the monitoring well network, and the continued inclusion of bedrock monitoring wells MW-504BR and MW-510BR within the well network to monitor plume control. In a May 23, 2012 letter, the EPD approved a number of the reductions, including the abandonment of five wells (two Galliard: MW-23, MW-211 and three saprolite: MW-11, MW-312, and MW-314), and the elimination of sampling and/or gauging in a number of Discrete Depth Sampling Port (DDSP) wells. Well abandonment work was completed in July 2012, with the exception of MW-211, which was not abandoned due to access issues and will be abandoned during future activities. Ongoing groundwater monitoring reflects the revised monitoring well network, which was documented in Table 3-8 of ECM's June 22, 2012 response to the EPD's May 23, 2012 letter.

The *Ground Water Flow and Transport Model* report was submitted to the EPD by ECM on June 5, 2012. The EPD provided comments on June 29, 2012. In general, the comments discussed the need for inclusion of a sensitivity analysis and a detailed calibration of the model results to historical monitoring data. A response with the additional analysis was provided to the EPD on August 14, 2012. In accordance with the Site-wide approach developed in 2009, a FS was prepared based on the results of the SCM Addendum and the groundwater modeling. The FS was submitted to the EPD on December 13, 2012, and recommended excavation in Block C (D'Antignac Street), with monitored natural attenuation (MNA) in the street areas and Block E as access issues, utilities, and the presence of buildings limit effective implementation of a remedy. The FS also recommended discontinuing operation of the bedrock groundwater extraction system.

EPD provided comments to the FS in correspondence dated October 9, 2013, and required that actions be taken to address remaining source materials in all areas of the Site, including the street areas and Block E. Rather than submitting a revised FS, the EPD requested that the comments be addressed in a Revised Corrective Action Plan (RCAP). In subsequent meetings and correspondence with EPD, it was agreed that AGLC would submit a RCAP by August 29, 2014.

After further evaluation and coordination, AGLC and EPD agreed that the Augusta MGP Site was a candidate for enrollment in the VRP. AGLC received a letter from EPD concurring with entering the Augusta MGP Site into the VRP contingent on execution of a new Consent Order moving the Augusta MGP Site into the VRP as well as submittal of an acceptable Voluntary Investigation and Remediation Plan (VIRP) in lieu of a RCAP by August 28, 2014, consistent with the original RCAP submittal deadline. Proposed Consent Order EPD-VRP-011 was transmitted by EPD to AGLC on June 27, 2014 for review and signature. AGLC signed the proposed Consent Order and transmitted back to EPD on July 22, 2014. The public notice period for the proposed Consent Order EPD-VRP-011 closed on September 10, 2014. Additionally, to demonstrate AGLC's commitment to enrolling the Augusta MGP Site in the VRP, AGLC submitted an initial VRP Application Form and Checklist with associated VRP application fee on August 6, 2014.

On behalf of AGLC, AMEC (now known as Wood) submitted the VIRP to EPD on August 28, 2014. The VIRP provided the proposed remediation approach, schedule, and supporting documentation, and included an updated VRP Application form. The EPD approved the VRP application in a December 3, 2014 letter, which also set forth the required schedule for submittal of semiannual progress reports on June 1st and December 1st of each year, and additional requirements for the December 1, 2017 progress report. A second letter from EPD, also dated December 3, 2014, provided additional technical comments on the VIRP, which were addressed in subsequent progress reports.

Eight semiannual VRP progress reports have been submitted prior to this report. In addition to the Corrective Action Effectiveness Reports (CAERs) included with each progress report, the following information was provided:

- First report from June 2015: Included a vapor intrusion risk assessment, former closure approval letters, surface water laboratory results, and parcel affidavits in response to EPD's December 3, 2014 letter.
- Second report from December 2015: Included a well survey, a well abandonment report for seven groundwater monitoring wells (which were located on Georgia Power property to facilitate expansion of the Fenwick Street substation), and a report to evaluate the effectiveness of the bedrock groundwater extraction system.
- Third report from June 2016: Included responses to EPD's December 3, 2014 letter, residential building demolition documentation, additional investigation documentation related to installation of additional groundwater monitoring wells, and a revised vapor intrusion report.
- Fourth report from December 2016: Included a well survey and well construction information for monitoring well MW-603SAP.
- A letter from EPD, dated April 27, 2017, provided comments on the first four semiannual status reports. These comments included approval of the Type 5 risk reduction standards area in the southeast quadrant of the Fenwick Street and 9th Street intersection, approval of the proposed abandonment of 20 groundwater monitoring wells, acceptance of additional qualifying properties, and a request for the court-recorded covenant associated with the site.
- Fifth report from June 2017: Included responses to EPD's April 27, 2017 letter.
- Sixth report from December 2017: Included a well abandonment report for 20 groundwater monitoring wells, a well survey, and vertical delineation documentation.
- Seventh report from June 2018: Included updates on the progress of the ISS remediation design, the relocation of Trinity Church, and AGLC's acquisition of the gas station parcel.
- Eighth report from December 2018: Included updates on the progress of the ISS remediation and a well survey.

Upon completion of ISS, AGLC intends to demonstrate compliance with VRP cleanup standards for groundwater through the use of environmental covenants restricting groundwater use in areas where impacted groundwater remains. Under the VRP, development of site-specific cleanup standards protective of human health and the environment is based on assessment of potentially complete exposure pathways. Under the VRP, in light of the absence of downgradient drinking water supply wells, the point of exposure (POE) is a hypothetical drinking water well located 1,000 feet downgradient from the delineated impacts. An extensive array of historical groundwater analytical data demonstrates plume stability in all Site aquifers (and, in some case, plume shrinkage). Therefore, existing concentrations

present in groundwater beneath the Site pose no threat of resulting in detectable concentrations at the POE, meaning they comply with applicable risk reduction standard ("RRS").

As part of the evaluation of the essential features of corrective action under EPD's regulations, the potential for volatile compounds in groundwater to migrate into the indoor air of both current structures in the area of impact and any potential residential buildings that may be situated above the area of impacts has been evaluated. The vapor intrusion risk evaluation for the Site, most recently updated in the Third Semi-Annual VRP Status Report in 2016, conservatively assumed that residential houses may be constructed directly over the groundwater plume at the Site without the use of vapor barriers or other engineering controls designed to prevent vapor intrusion exposure and also conservatively used the more highly impacted Galliard groundwater data rather than the uppermost Alluvium data. However, the uppermost Alluvium aquifer data shows only minor impacts and this shallow zone would operate as a barrier to vapors from lower aquifers. Further, the saturated zone impacts are now solidified within the ISS mass, the depth of which is from two feet below ground surface down to the saprolite, so the ISS mass operates as a second barrier between the higher impacts in the lower formations and ground surface. Therefore, there appears to be no plausible exposure pathway for vapor intrusion above the ISS mass. Similarly, the groundwater concentrations in the uppermost aquifer outside the ISS mass are non-detect (and all soils are in compliance with RRS), meaning there would be no exposure pathway at the surface above areas outside the ISS mass. Accordingly, no further vapor intrusion evaluation appears warranted.

2.0 Site Activities

Site activities completed during this reporting period are summarized in the following sections. Progress during this reporting period has been primarily focused on remediation implementation. In addition, semiannual groundwater data was collected from existing wells, and the results of this sampling, as well as observations from the *Continuing Action Monitoring Plan* inspection, have been documented in a Corrective Action Effectiveness Report included as Appendix A.

2.1 Groundwater Monitoring

Groundwater monitoring at the Site was performed in January 2019. The *January 2019 Semiannual Corrective Action Effectiveness Report* is included as Appendix A. Figure 2-1 presents the current monitoring well network at the Site, as well as the approximate limits of remediation. Approximate extents of dissolved phase impacts in the Galliard and Bedrock formations for January 2019 sampling are presented in Figures 2-2 and 2-3, respectively. Concentrations observed in monitoring wells and the extent of dissolved phase impacts are generally similar to previous sampling events.

The wells planned for monitoring during ISS implementation are presented on Table 2-1 and Figure 2-4. After implementation of ISS is completed, localized groundwater flow above the saprolite will be altered by the solidified ISS mass. Additionally, permeability and leaching potential will be greatly reduced within the ISS mass footprint. For these reasons, locations of potential new/replacement wells will be identified after completion of ISS activities and after an evaluation of post ISS groundwater data from the retained wells has been completed.

2.2 Site Work

ISS implementation began on August 24, 2018. As of May 3, 2019, 1,649 ISS columns had been installed. Remediation is expected to be completed in July 2019 and an additional two months may be required to complete site restoration activities and establish permanent vegetation on the landscape areas. A formal report documenting the ISS implementation will be submitted following the completion of the ISS. The updated project schedule is attached as Figure 4-1. As requested by the City, this schedule allowed for shut-down time required before, during, and after the Masters Tournament each year.

2.2.1 Wet/Dry Test

Wet/dry testing of cured materials per ASTM D4843 was previously used to test the wetting and drying resistance of solidified/stabilized waste, and it is currently included in the specified performance criteria for the Site as part of the quality control testing of the in-situ solidification (ISS) work. The criterion and test appear to have been incorporated at some point between the time the Corrective Action Plan (ThermoRetec, 2001) for the Site was submitted and the time it was approved as part of the Basis of Design Work Plan (MACTEC, 2002). Due to the evolutions in the industry in the over 17 years since this test was incorporated in the plans, AGLC believes it makes sense to reconsider the validity of the wet/dry test.

Several factors influenced this decision:

- Wet/dry testing as performance criterion for ISS has not been used since practitioners and regulators recognized problems in the early 2000s.
- ASTM D4843 is not a test that is representative of in-situ conditions where the monolith is covered by clean soil.

- This test is not recommended as a performance criterion by the USEPA or Interstate Technology and Regulatory Council (ITRC) guidelines for ISS.
- Unconfined compressive strength (UCS) and hydraulic conductivity (K) are the two most important performance criteria in ISS application, and they are currently being used at the Site.

AGLC understands, based on our January 31, 2019 meeting, that EPD concurs that the wet/dry test is not a reliable method of evaluating the performance of the ISS mass in the ground. Therefore, while AGLC will continue to run the wet/dry test for qualitative purposes, AGLC has not been using it as a "performance standard" (i.e. not as a pass / fail) or as a trigger for re-mixing columns based on unfavorable results, provided the key performance criteria (UCS and K) have been met.

2.3 Additional Investigation

Two additional soil borings were drilled in October 2018 to obtain more detailed information on the extent of saturated zone impacts at the intersection of Eight Street and Walton Way. Both borings had a mix of sand and clay, and the only VOC detection by the photoionization detector was 7.2 parts per million at a depth of 24 to 28 feet in GP-1021. There was no visual observation of MGP residuals (i.e., staining, blebs, stringers, etc.). The soil boring logs and locations from the additional investigation are included in Appendix B.

3.0 Additional Qualifying Parcels

The properties previously qualifying for the VRP include parcels 108, 109, 143, 185, 186, 187, 188, 189, 225, 227, 228, 229, 230, 231, 236, 237, 248, 327.2, 327.1, 328, 329, 330, 346, 374.1, and 764 owned by AGLC, parcels 229, 236, 237, 331, 332, 333, 335, 337, 338, 345, and 347 owned by Miracle Making Ministries (MMM), parcels 248, 330, and 339 owned by AGLC but leased by MMM, and Walton Way and 8th Street as shown on Figure 3-1.

All of these properties are either listed on the Georgia Hazardous Site Inventory or otherwise have a release of regulated substances into the environment. None of these properties are listed on the federal National Priorities List, are undergoing response activities required by an USEPA order, or are a facility required to have a permit under O.C.G.A 12-8-66. AGLC is the owner of these properties or has express permission of the owner to enroll the qualifying properties in the VRP. Other potential qualifying properties will be addressed following remediation and subsequent groundwater monitoring.

4.0 Conclusions and Recommendations

Based on the results of the recent Site assessments and activities, we offer the following conclusions and recommendations:

- Remediation, including ISS column installation, along with the associated air monitoring, will continue for approximately four more months. Based on current ISS production rates and anticipated restoration progress, demobilization is anticipated by the end of September 2019.
- The next semiannual groundwater sample will be collected consistent with the current program. A modified program with a subset of existing wells is being sampled during ISS implementation to continue to evaluate groundwater quality. Wood will be preparing a point of demonstration (POD) monitoring plan to implement following the completion of the current corrective action. The plan will confirm the plume stability model, which supports the conclusion that the Site complies with RRS for groundwater under the VRP, and will be reviewed with EPD.
- Locations of potential new/replacement wells for POD purposes will be identified after completion of remediation activities and after an evaluation of post ISS groundwater data from the subset of retained wells has been completed.

5.0 Next Submittal

As required by current EPD approval of the VIRP, semiannual progress reports are being submitted to EPD every June 1st and December 1st beginning in 2015 and ending in 2020. As previously mentioned, the VRP schedule has been affected by delays associated with resolution of the former Trinity Church building. If deemed necessary by EPD and AGLC, a formal extension to the VRP schedule will be filed in accordance with provisions stipulated in the Consent Order and/or the Georgia VRP Act. The revised schedule is included as Figure 4-1. A report for the 10th semiannual period will be submitted by December 1, 2019 and is planned to include the following activities:

- Semiannual groundwater monitoring reporting
- Schedule update for remediation progress
- Interim summary of corrective action activities

6.0 References

AMEC, 2014. *Voluntary Investigation and Remediation Plan, Atlanta Gas Light Company, Augusta, Georgia*. Prepared by AMEC Environment & Infrastructure, Inc., August 2014.

Amec Foster Wheeler, 2015a. Volu*ntary Remediation Program 1st Semi-Annual Status Report, Atlanta Gas Light Company, Former Manufactured Gas Plant Site, Augusta, Georgia.* Prepared by Amec Foster Wheeler Environment & Infrastructure, Inc., May 2015.

Amec Foster Wheeler, 2015b. *Voluntary Remediation Program 2nd Semi-Annual Status Report, Atlanta Gas Light Company, Former Manufactured Gas Plant Site, Augusta, Georgia*. Prepared by Amec Foster Wheeler Environment & Infrastructure, Inc., December 2015.

Amec Foster Wheeler, 2016a. *Voluntary Remediation Program 3rd Semi-Annual Status Report, Atlanta Gas Light Company, Former Manufactured Gas Plant Site, Augusta, Georgia*. Prepared by Amec Foster Wheeler Environment & Infrastructure, Inc., June 2016.

Amec Foster Wheeler, 2016b. *Voluntary Remediation Program 4th Semi-Annual Status Report, Atlanta Gas Light Company, Former Manufactured Gas Plant Site, Augusta, Georgia.* Prepared by Amec Foster Wheeler Environment & Infrastructure, Inc., December 2016.

Amec Foster Wheeler, 2017a. *Voluntary Remediation Program 7th Semi-Annual Status Report, Atlanta Gas Light Company, Former Manufactured Gas Plant Site, Augusta, Georgia*. Prepared by Amec Foster Wheeler Environment & Infrastructure, Inc., June 2017.

Amec Foster Wheeler, 2017b. *Voluntary Remediation Program 6th Semi-Annual Status Report, Atlanta Gas Light Company, Former Manufactured Gas Plant Site, Augusta, Georgia*. Prepared by Amec Foster Wheeler Environment & Infrastructure, Inc., December 2017.

MACTEC, 2002. *Final Basis of Design Work Plan Operable Units 1, 2 and 3, Atlanta Gas Light Company, Former Manufactured Gas Plant, Augusta, Georgia.* Prepared by MACTEC Engineering and Consulting of Georgia, Inc., December 2002.

RETEC, 2003. *Remedial Investigation – Sitewide (Augusta MGP Site, Third Level Canal and Off-Site Properties), Former Manufactured Gas Plant Site, Augusta, Georgia*. Prepared by RETEC Group Inc., April 11, 2003.

ThermoRetec, 2001. *Corrective Action Plan, Former Manufactured Gas Plant, Augusta, Georgia*. Prepared by ThermoRetec Corporation, March 2001.

Wood, 2018. *Voluntary Remediation Program 7th Semi-Annual Status Report, Atlanta Gas Light Company, Former Manufactured Gas Plant Site, Augusta, Georgia*. Prepared by Wood Environment & Infrastructure Solutions, Inc., June 2018.

Wood, 2018. *Voluntary Remediation Program 8th Semi-Annual Status Report, Atlanta Gas Light Company, Former Manufactured Gas Plant Site, Augusta, Georgia*. Prepared by Wood Environment & Infrastructure Solutions, Inc., December 2018.

Tables

Table 2-1
Monitoring Well Status
Atlanta Gas Light Company
Former Manufactured Gas Plant
Augusta, Georgia

Well	Type	Monitored/Gauged During ISS Implementation
Alluvium Wells		
MW-05	II	Sample
MW-17	II	Gauge
MW-306S	DDSP	Gauge
MW-401S	II	Abandoned
MW-402S	II	Sample
MW-408S	II	Sample
MW-501S	II	Sample
Galliard Wells		
MW-12	II	Sample
MW-19	II	Sample
MW-21	II	Sample
MW-22	II	Sample
MW-24	II	Gauge
MW-25	II	Gauge
MW-202DR	II	Abandoned
MW-203	II	Sample
MW-205	II	Abandoned
MW-206	II	Sample
MW-207	II	Sample
MW-211	II	*
MW-303	II	Sample
MW-304	II	Sample
MW-306D	DDSP	Sample
MW-307D	DDSP	Abandoned
MW-309D	DDSP	Gauge
MW-310D	DDSP	Gauge
MW-401D	II	Abandoned
MW-402D	II	Sample
MW-404DR	II	Sample
MW-408DR	II	Sample
MW-502D	II	Abandoned
MW-505D	II	Sample

Table 2-1
Monitoring Well Status
Atlanta Gas Light Company
Former Manufactured Gas Plant
Augusta, Georgia

Well	Type	Monitored/Gauged During ISS Implementation
Galliard Wells		
MW-600	II	Abandoned
MW-601	II	Abandoned
MW-602	II	Sample
MW-603	II	Sample
MW-604	II	Abandoned
MW-605	II	Abandoned
MW-606	II	Abandoned
MW-607	II	Gauge
Saprolite Wells		
MW-214	II	Sample
MW-306SAP	DDSP	Sample
MW-307SAP	DDSP	Abandoned
MW-309SAP	DDSP	Gauge
MW-310SAP	DDSP	Sample
MW-311	II	Sample
MW-317	II	Gauge
MW-401SAP	II	Abandoned
MW-603SAP	II	Abandoned
Bedrock and Transition Zone Wells		
MW-213	III	Abandoned
MW-306BR	III	Sample
MW-306TZ	DDSP	Sample
MW-307BR	III	Abandoned
MW-307TZ	DDSP	Abandoned
MW-308BR	III	Abandoned
MW-309BR	III	Sample
MW-309TZ	DDSP	Gauge
MW-310BR	III	Sample
MW-310TZ	DDSP	Gauge
MW-313	III	Sample

Table 2-1
Monitoring Well Status
Atlanta Gas Light Company
Former Manufactured Gas Plant
Augusta, Georgia

Well	Type	Monitored/Gauged During ISS Implementation
Bedrock and Transition Zone Wells		
MW-315	III	Sample
MW-316	III	Abandoned
MW-318	III	Sample
MW-319	III	Sample
MW-320	III	Sample
MW-321	III	Abandoned
MW-322	III	Abandoned
MW-323	III	Abandoned
MW-324	III	Abandoned
MW-325	III	Sample
MW-500BR	III	Sample
MW-503BR	III	Abandoned
MW-504BR	III	Abandoned
MW-506BR	III	Destroyed
MW-507BR	III	Sample
MW-508BR	III	Sample
MW-509BR	III	Abandoned
MW-510BR	III	Abandoned
MW-511BR	III	Abandoned
MW-512BR	III	Abandoned
MW-513BR	III	Sample

Notes:
DDSP - depth discrete sampling point
II - double cased well
III - triple cased well
* Planned for abandonment but unable to access well location

Prepared by: LSM 10/30/2015
Checked by: ADB 11/2/2015
Updated by: ADB 5/29/2019

Figures

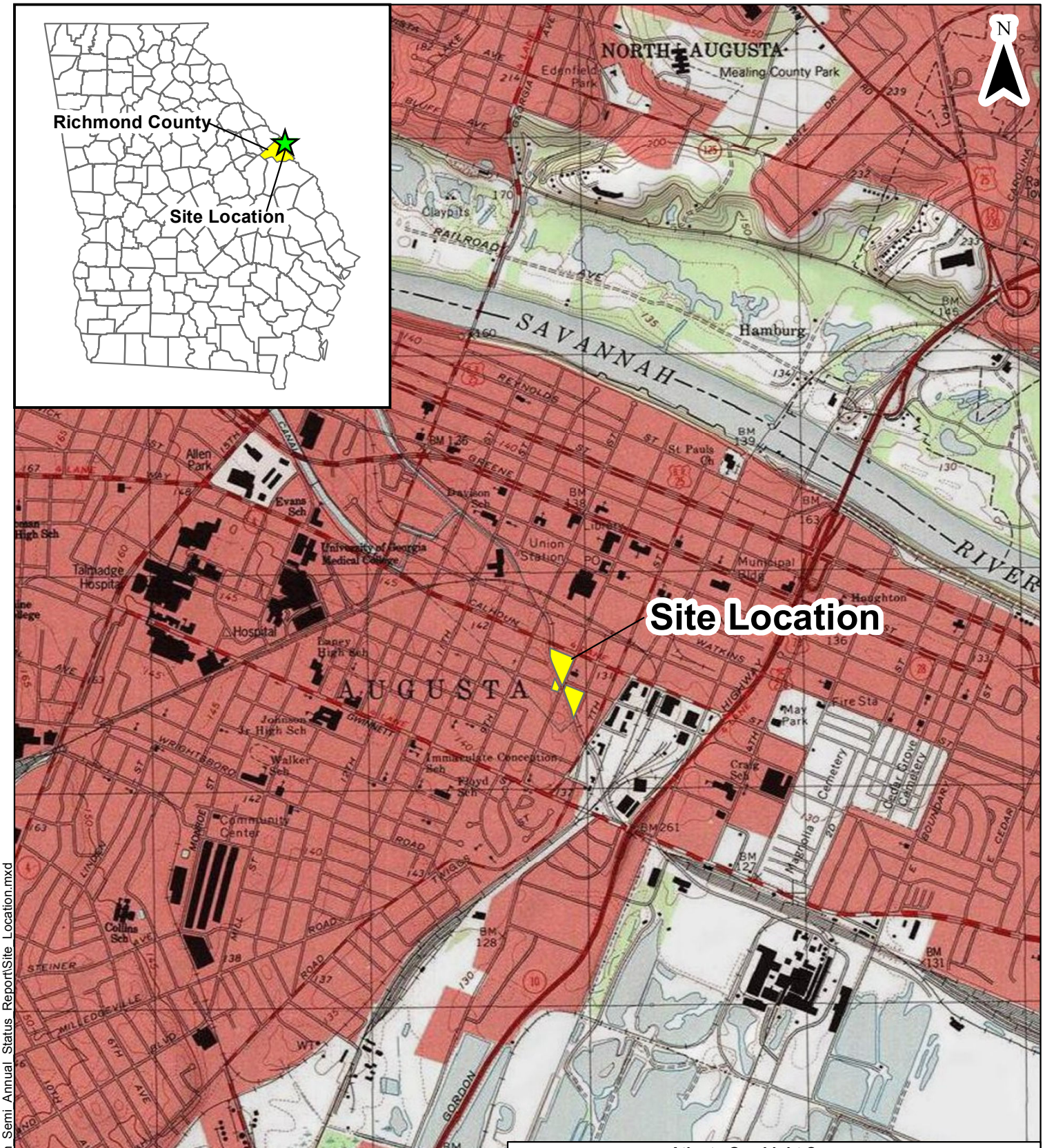

Document Path: G:\AGL_Augusta\mxds\9th_Semi_Annual_Status_Report\Site_Location.mxd

Atlanta Gas Light Company
9th Semiannual VRP Status Report
Former Manufactured Gas Plant
Augusta, Georgia

Site Location Map

Prepared by/Date: RD - 2/26/2019	
Checked by/Date: ADB - 2/26/2019	
Project Number: 6122140098	wood.

Figure: 1-1

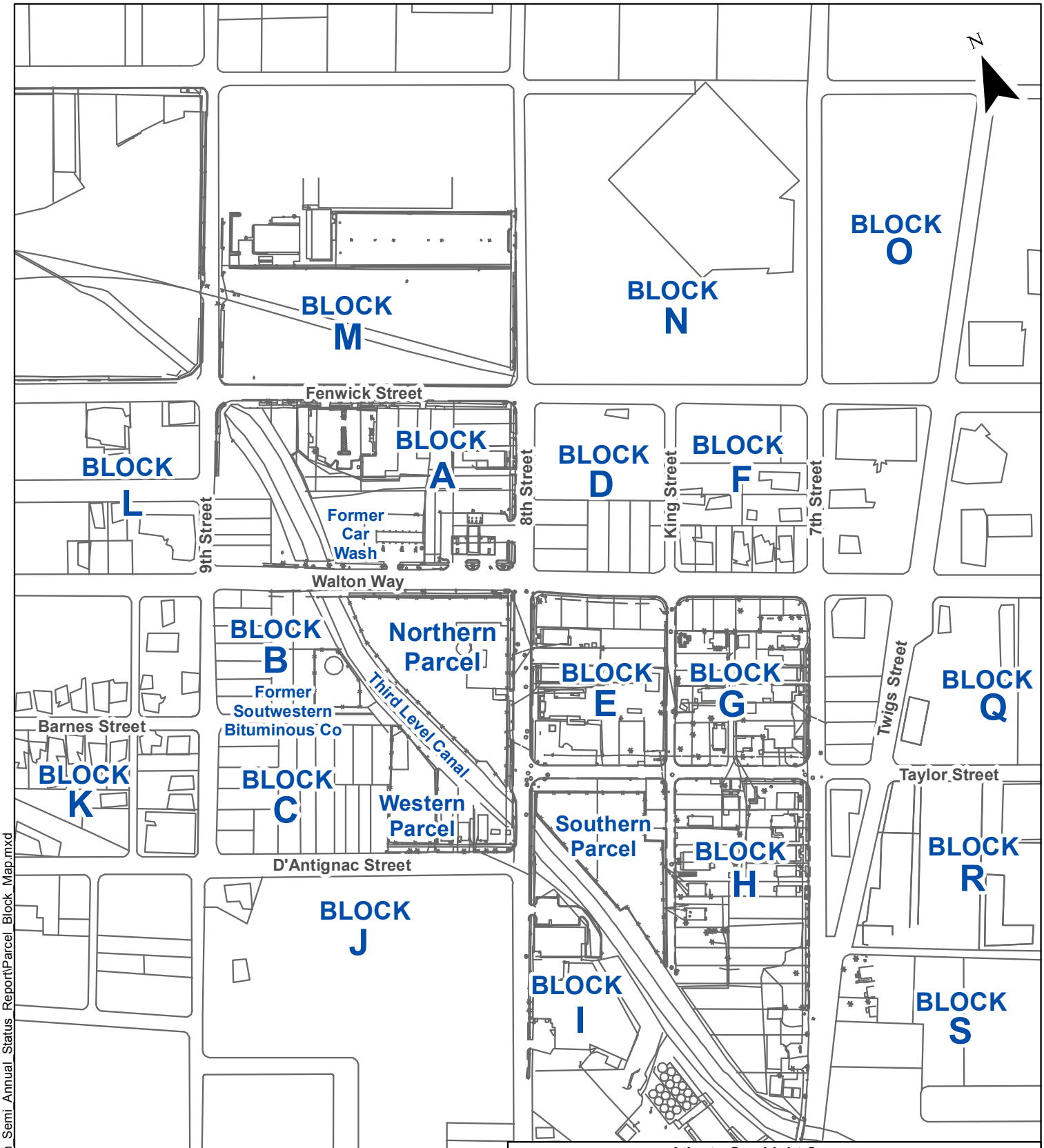

Source: Environmental Cost Management 2012, Feasibility Study

Atlanta Gas Light Company
9th Semiannual VRP Status Report
Former Manufactured Gas Plant
Augusta, Georgia

Parcel Block Map - City of Augusta

Prepared by/Date	RD - 2/26/2019
Checked by/Date:	ADB - 2/26/2019
Project Number:	6122140098

wood.

Figure: 1-2

Document Path: G:\AGL_Augusta\mxds\9th_Semi_Annual_Status_Report\Parcel_Block_Map.mxd

Legend

- Abandoned Depth -Discrete Sampling Port
- Abandoned Monitoring Well
- Abandoned Recovery Well
- Monitoring Well - Alluvium
- Monitoring Well - Bedrock
- Monitoring Well - Galliard
- Monitoring Well - Saprolite
- Recovery Well - Bedrock
- Depth-Discrete Sampling Port - Alluvium
- Depth-Discrete Sampling Port - Galliard
- Depth-Discrete Sampling Port - Saprolite
- Depth-Discrete Sampling Port - Transition Zone
- Approximate Limits of Planned ISS
- ISCO (In Situ Chemical Oxidation) Area
- Existing ISS (In Situ Solidification) Area

Notes:
* - Planned for well abandonment but unable to access well location – not sampled
** - Destroyed – not sampled

N

Telfair Street
Walker Street
Walton Way
Fenwick Street
9th Street
8th Street
7th Street
D'Antignac Street
Taylor Street
King Street

MW-319
MW-408DR
MW-408S
MW-320
MW-318
MW-317
MW-315
MW-607
MW-513BR
MW-325
MW-603
MW-603SAP
MW-501S
MW-404DR
MW-306SAP
MW-306S
MW-306BR
MW-306D
MW-306TZ
MW-502D
MW-512BR
MW-600
MW-511BR
MW-323
MW-324
MW-321
MW-316
MW-503BR
MW-307D
MW-307SAP
MW-307TZ
MW-322
MW-307BR
MW-504BR
MW-24
MW-21
MW-310D
MW-310TZ
MW-310SAP
MW-402S
MW-310BR
MW-402D
MW-510BR
MW-202DR
MW-211*
MW-601
MW-313
MW-509BR
MW-19
MW-308BR
MW-203
MW-205
MW-213
MW-17
MW-604
MW-606
MW-214
MW-401S
MW-22
MW-401SAP
MW-401D
MW-311
MW-605
MW-500BR
MW-12
MW-25
MW-206
MW-508BR
MW-207
MW-506BR**
MW-05
MW-309D
MW-309SAP
MW-309BR
MW-309TZ
MW-505D
MW-304
MW-303
MW-507BR
MW-602

0 225 450 Feet

Document Path: G:\AGL_Augusta\mxds\9th_Semi_Annual_Status_Report\Monitoring_Well_Locations.mxd

Atlanta Gas Light Company
9th Semiannual VRP Status Report
Former Manufactured Gas Plant
Augusta, Georgia

Monitoring Well Locations

Prepared by/Date: RD - 2/26/2019	
Checked by/Date: ADB - 2/26/2019	wood.
Project Number: 6122140098	Figure: 2-1

Legend

- Monitoring Well - Galliard
- Depth-Discrete Sampling Port - Galliard
- Approximate Extent of Dissolved Phase Impacts in Galliard
- Approximate Limits of Planned ISS
- ISCO (In Situ Chemical Oxidation) Area
- Existing ISS (In Situ Solidification) Area

N

MW-408DR ND
MW-607 NS
MW-603 NS, DNAPL
MW-23 NS
MW-404DR ND
MW-306D ND
MW-24 NS
MW-21 ND
MW-310D NS
MW-402D ND
MW-211 NS
MW-19 ND
MW-203 NS
MW-22 ND
MW-12
MW-25 NS
MW-206 ND
MW-207 ND
MW-309D NS
MW-505D
MW-304
MW-303 ND
MW-602 ND

9th Street
Fenwick Street
7th Street
Walton Way
8th Street
D'Antignac Street
Taylor Street
King Street

MW-12	
Constituent	**Result**
Benzene	8,700 (7,700)
Naphthalene	6,600 (7,900)

MW-304	
Constituent	**Result**
Benzene	360

MW-505D	
Constituent	**Result**
Naphthalene	2.3

0 225 450 Feet

Notes:
1. Results are reported in µg/L.
2. ND - Not Detected
3. NS - Not Sampled
4. Detections shown include benzene and naphthalene only
5. Duplicate Values Shown in Parentheses After Parent.

Atlanta Gas Light Company
9th Semiannual VRP Status Report
Former Manufactured Gas Plant
Augusta, Georgia

Galliard Groundwater Approximate Extent of Dissolved Phase Impacts January 2019

Prepared by/Date: THP - 5/2/2019
Checked by/Date: ADB - 5/2/2019
Project Number: 6122140098

wood.

Figure: 2-2

Document Path: G:\AGL_Augusta\mxds\9th_Semi_Annual_Status_Report\Galliard_GW_Extent_Dissolved_Phase_Impacts.mxd

Legend

- Monitoring Well - Bedrock
- Depth-Discrete Sampling Port - Transition
- Approximate Extent of Dissolved Phase Impacts in Bedrock
- Approximate Limits of Planned ISS
- ISCO (In Situ Chemical Oxidation) Area
- Existing ISS (In Situ Solidification) Area

N

MW-319	
Constituent	**Result**
Naphthalene	1.0

MW-318	
Constituent	**Result**
Naphthalene	3.7

MW-306BR	
Constituent	**Result**
Naphthalene	360 (360)

MW-306TZ	
Constituent	**Result**
Naphthalene	370

MW-310BR	
Constituent	**Result**
Naphthalene	1.2

MW-500BR	
Constituent	**Result**
Benzene	5,400
Naphthalene	1,200

MW-319
MW-320 ND
MW-318
MW-315 ND
MW-513BR ND
MW-325 ND
MW-306BR
MW-306TZ
MW-310TZ NS
MW-310BR
MW-313 ND
MW-500BR
MW-508BR ND
MW-506BR NS*
MW-309TZ NS
MW-309BR ND
MW-507BR ND

Telfair Street
Walker Street
Fenwick Street
9th Street
Walton Way
8th Street
7th Street
D'Antignac Street
Taylor Street
King Street

0 225 450 Feet

Notes:
1. Results are reported in µg/L.
2. ND - Not Detected
3. NS - Not Sampled
4. NS* - Not Sampled, Destroyed by the City
5. Detections shown include benzene and naphthalene only
6. Duplicate Values Shown in Parentheses After Parent.

Atlanta Gas Light Company
9th Semiannual VRP Status Report
Former Manufactured Gas Plant
Augusta, Georgia

Bedrock Groundwater
Approximate Extent of Dissolved Phase Impacts
January 2019

Prepared by/Date: THP - 5/1/2019	Figure: 2-3
Checked by/Date: ADB - 5/1/2019	
Project Number: 6122140098	

wood.

Document Path: G:\AGL_Augusta\mxds\9th_Semi_Annual_Status_Report\Bedrock_GW_Extent_Dissolved_Phase_Impacts.mxd

Legend

- Monitoring Well - Alluvium
- Monitoring Well - Bedrock
- Monitoring Well - Galliard
- Monitoring Well - Saprolite
- Proposed Well - Bedrock
- Recovery Well - Bedrock
- Depth-Discrete Sampling Port - Alluvium
- Depth-Discrete Sampling Port - Galliard
- Depth-Discrete Sampling Port - Saprolite
- Depth-Discrete Sampling Port - Transition Zone
- Approximate Limits of Planned ISS
- ISS Area
- Planned ISS Columns
- Planned construction extent
- MW-205 Well To be Monitored During Implementation
- MW-217 Well To be Gauged Only During Implementation

Notes:
* - Planned for well abandonment but unable to access well location – not sampled
** - Destroyed – not sampled

N

MW-319
MW-408DR
MW-408S
MW-320
MW-318
MW-317
MW-315
MW-607
MW-513BR
MW-603
MW-325
MW-501S
MW-404DR
MW-306SAP
MW-306BR
MW-306S
MW-306D
MW-306TZ
MW-24
MW-21
MW-310D
MW-310TZ
MW-310SAP
MW-310BR
MW-402S
MW-402D
MW-211*
MW-313
MW-19
MW-203
MW-17
MW-214
MW-22
MW-311
MW-500BR
MW-12
MW-25
MW-206
MW-508BR
MW-207
MW-309D
MW-309SAP
MW-309BR
MW-309TZ
MW-05
MW-505D
MW-304
MW-303
MW-507BR
MW-602

0 225 450 Feet

Document Path: G:\AGL_Augusta\mxds\9th_Semi_Annual_Status_Report\Wells_To_Be_Monitored.mxd

Atlanta Gas Light Company
9th Semiannual VRP Status Report
Former Manufactured Gas Plant
Augusta, Georgia

Well Locations to be Monitored During ISS Implementation

Prepared by/Date: JAP - 5/29/2019	
Checked by/Date: ADB - 5/29/2019	
Project Number: 6122140098	wood.

Figure: 2-4

PARCEL	OWNER	ADDRESS	DESCRIPTION
143	AGLC	829 Barnes Street	Land, adjacent to canal
189	AGLC	Barnes Street	Western Parcel - land
185	AGLC	Dantignac Street Western Parcel	Land, adjacent to canal
225	AGLC	Walton Way Northern Parcel	Adjacent to canal
327.1	AGLC	902 Taylor Street Southern Parcel	Land, adjacent to canal
327.2	AGLC	902 Taylor Street Southern Parcel	Land, adjacent to canal
328	AGLC	718 Taylor Street	Land
329	AGLC	709 Taylor Street	Land
346	AGLC	925 7th Street	Land
108	AGLC	709 8th Street	Land (house burned down)
109	AGLC	713 8th Street	Land
227	AGLC	808 8th Street	House
229	MMM	814 8th Street	Land
374.1	AGLC Leased to MMM	Walton Way	Car Wash, adjacent to canal
764*	AGLC Leased to MMM	706 Ninth Street	Land, adjacent to canal
186	AGLC Leased to MMM	811 Dantignac Street	Land, adjacent to canal
187	AGLC Leased to MMM	809 Dantignac Street	Land, adjacent to canal
188	AGLC Leased to MMM	807 Dantignac Street	Land, adjacent to canal
230	AGLC Leased to MMM	731 Taylor Street	Church
231	AGLC Leased to MMM	727 Taylor Street	Church
339	AGLC Leased to MMM	932 King Street	Land, adjacent to canal
248	AGLC Leased to MMM	717 Taylor Street	Land
330	AGLC Leased to MMM	716 Taylor Street	Land
228	AGLC	812 8th Street	Land
237	MMM	805 King Street	Land
236	MMM	807 King Street	Land
244	MMM	808 King Street	Land
245	MMM	810 King Street	Land
332	MMM	908 King Street	Land
331	MMM	906 King Street	House
333	MMM	912 King Street	Land
335	MMM	920 King Street	House
337	MMM	926 King Street	Land
338	MMM	928 King Street	Land
345	MMM	927 7th Street	Land
347	MMM	921 7th Street	Land
110	AGLC	715 8th Street	Land
375	AGLC	801 Walton Way	Gas Station
374.2	AGLC	825 Walton Way	Land

Notes:
AGLC Atlanta Gas Light Company
MMM Miracle Making Ministries
* Parcel 764 is comprised of former parcels 93-98

BLOCK M
BLOCK A
BLOCK B
BLOCK E
BLOCK G
BLOCK J
BLOCK I
BLOCK H
BLOCK T
BLOCK R
BLOCK S
9th Street
8th Street
Fenwick Street
Walton Way
Taylor Street
King Street

0 150 300 Feet

Legend
- Parcels Included in Table
- Other Qualifying Properties
- AGLC Owned and Controlled Properties
- AGLC Owned and Leased to Miracle Making Ministries
- Owned by Miracle Making Ministries
- Owned by City of Augusta

Atlanta Gas Light Company
9th Semiannual VRP Status Report
Former Manufactured Gas Plant
Augusta, Georgia

Qualifying Properties

Prepared by/Date: RD - 2/26/2019
Checked by/Date: ADB - 2/26/2019
Project Number: 6122140098

wood.

Figure: 3-1

Document Path: G:\AGL_Augusta\mxds\9th_Semi_Annual_Status_Report\Qualifying_Properties.mxd

Updated Schedule for VRP Activities
AGLC - Augusta

ID	Task Name	Duration	Start	Finish
1	Subcontract Award	1 day	Fri 5/25/18	Fri 5/25/18
2	Mobilization	34 days	Mon 7/9/18	Thu 8/23/18
3	Remedy Implementation	400 days	Fri 8/24/18	Thu 3/5/20
4	Post Remediation Groundwater Monitoring	739 days	Fri 3/6/20	Wed 1/4/23
5	Compliance Status Report Submittal	65 days	Thu 1/5/23	Wed 4/5/23



Project: 9th Semiannual VRP Status Report
Date: May 31, 2019

Task Milestone ◆

APPENDIX A

JANUARY 2019 CAER

Semiannual Corrective Action Effectiveness Report No. 25

Atlanta Gas Light Company Former Manufactured Gas Plant Site
Augusta, Richmond County, Georgia
HSI No. 10132
Project # 6122150235 Atlanta Gas Light Company

Prepared for:

Atlanta Gas Light Company
Ten Peachtree Place, Atlanta. Georgia 30309

5/31/2019

Semiannual Corrective Action Effectiveness Report No. 25

Atlanta Gas Light Company Former Manufactured Gas Plant Site
Augusta, Richmond County, Georgia
HSI No. 10132
Project # 6122150235 Atlanta Gas Light Company

Prepared for:

Atlanta Gas Light Company
Ten Peachtree Place, Atlanta. Georgia 30309

Prepared by:

Wood Environment & Infrastructure Solutions, Inc.

5/31/2019

Copyright and non-disclosure notice

The contents and layout of this report are subject to copyright owned by Wood (© Wood Environment & Infrastructure Solutions, Inc.). save to the extent that copyright has been legally assigned by us to another party or is used by Wood under license. To the extent that we own the copyright in this report, it may not be copied or used without our prior written agreement for any purpose other than the purpose indicated in this report. The methodology (if any) contained in this report is provided to you in confidence and must not be disclosed or copied to third parties without the prior written agreement of Wood. Disclosure of that information may constitute an actionable breach of confidence or may otherwise prejudice our commercial interests. Any third party who obtains access to this report by any means will, in any event, be subject to the Third Party Disclaimer set out below.

Third-party disclaimer

Any disclosure of this report to a third party is subject to this disclaimer. The report was prepared by Wood at the instruction of, and for use by, our client named on the front of the report. It does not in any way constitute advice to any third party who is able to access it by any means. Wood excludes to the fullest extent lawfully permitted all liability whatsoever for any loss or damage howsoever arising from reliance on the contents of this report. We do not however exclude our liability (if any) for personal injury or death resulting from our negligence, for fraud or any other matter in relation to which we cannot legally exclude liability.

Table of Contents

1.0 Introduction 1-1
2.0 Background 2-1
2.1 Groundwater Monitoring and Evaluation Studies 2-2
2.2 Scope of Work 2-2
2.2.1 Field Tasks 2-2
2.2.2 Reporting Tasks 2-2
2.3 Groundwater Monitoring Network 2-2
2.3.1 On-Site Wells Sampled 2-3
2.3.2 Off-Site Wells Sampled 2-3
2.4 Groundwater Sampling and Analysis 2-4
2.5 Quality Control/Quality Assurance Samples 2-4
2.6 Management of Investigation Waste 2-5
3.0 Groundwater Monitoring Results 3-1
3.1 Groundwater Flow and Elevations 3-1
3.2 Groundwater Analytical Results 3-3
3.2.1 Alluvium 3-3
3.2.2 Galliard Formation 3-3
3.2.3 Saprolite 3-4
3.2.4 Transition Zone 3-4
3.2.5 Bedrock 3-4
3.2.6 Quality Assurance, Quality Control, and Data Validation 3-5
4.0 Data Comparison and Summary 4-1
4.1 Alluvium Wells 4-1
4.2 Galliard Wells 4-1
4.3 Saprolite Wells 4-2
4.4 Transition Zone Wells 4-2
4.5 Bedrock Wells 4-2
5.0 Conclusions 5-1
6.0 References 6-1

List of Tables

2-1 Monitoring Well Network Summary
2-2 Monitoring Well Construction Summary
2-3 Site-Specific Constituents of Interest
3-1 Depth to Water and Groundwater Elevations – January 21-22, 2019
3-2 Groundwater Analytical Results for Alluvium Wells
3-3 Groundwater Analytical Results for Galliard Formation Wells
3-4 Groundwater Analytical Results for Saprolite Wells
3-5 Groundwater Analytical Results for Transition Zone Wells
3-6 Groundwater Analytical Results for Bedrock Wells
3-7 Detections in the Alluvium Wells
3-8 Detections in the Galliard Formation Wells
3-9 Detections in the Saprolite Wells
3-10 Detections in the Transition Zone Wells
3-11 Detections in the Bedrock Wells

List of Figures

1-1 Site Location Map
2-1 Monitoring Well Locations
3-1 Groundwater Elevation Map for the Alluvium – January 21-22, 2019
3-2 Groundwater Elevation Map for the Galliard – January 21-22, 2019
3-3 Groundwater Elevation Map for the Saprolite – January 21-22, 2019
3-4 Hydraulic Potential Map for the Bedrock and Transition Wells – January 21-22, 2019
3-5 Benzene and Naphthalene Isoconcentration Map for the Galliard Formation – January 2019
3-6 Benzene and Naphthalene Isoconcentration Map for the Bedrock Formation and Transition Wells – January 2019

List of Appendices

Appendix A Groundwater Sampling Log Sheets
Appendix B Laboratory Analytical Reports
Appendix C Seepage Velocity Calculations
Appendix D Analytical Data Validation Checklist
Appendix E-1 Summary of Historical Groundwater Sampling Data – Alluvium, Galliard, and Saprolite Monitoring Wells
Appendix E-2 Summary of Historical Groundwater Sampling Data – Transition Zone and Bedrock Monitoring Wells
Appendix E-3 Summary of Historical Groundwater Sampling Data – Decommissioned Monitoring Wells
Appendix F Concentration Trend Graphs
Appendix G Continuing Action Monitoring Plan Inspection

List of Acronyms

Acronym/Abbreviation	Meaning
AES	Analytical Environmental Services
AGLC	Atlanta Gas Light Company
Amec Foster Wheeler	Amec Foster Wheeler Environment & Infrastructure, Inc.
CAER	Correction Action Effectiveness Report
CAP	Corrective Action Plan
COI	Constituent of Interest
DDSP	Discrete Depth Sampling Port
DNAPL	Dense Non-Aqueous Phase Liquid
DO	Dissolved Oxygen
ECM	Environmental Cost Management, Inc.
EPD	Environmental Protection Division
ISCO	In-Situ Chemical Oxidation
ISS	In-Situ Solidification
µG/L	Micrograms per Liter
MG/L	Milligrams per Liter
MGP	Manufactured Gas Plant
MNA	Monitored Natural Attenuation
MS/MSD	Matrix Spike/Matrix Spike Duplicate
ORP	Oxidation Reduction Potential
QA/QC	Quality Assurance/Quality Control
ROW	Right-of-Ways
RPD	Relative Percent Difference
RRS	Risk Reduction Standards
SCM	Site Conceptual Model
SVOC	Semi-Volatile Organic Compound
TCE	Trichloroethylene
ThermoRetec	ThermoRetec Consulting Corporation
USEPA	United States Environmental Protection Agency
VIRP	Voluntary Investigation and Remediation Plan

Acronym/Abbreviation	Meaning
VOC	Volatile Organic Compound
VRP	Voluntary Remediation Program
Wood	Wood Environment & Infrastructure Solutions, Inc.

PROFESSIONAL CERTIFICATION PAGE

SEMIANNUAL CORRECTIVE ACTION EFFECTIVENESS REPORT No. 25 -
JANUARY 2019 GROUNDWATER MONITORING EVENT
ATLANTA GAS LIGHT COMPANY
FORMER MANUFACTURED GAS PLANT SITE
AUGUSTA, RICHMOND COUNTY, GEORGIA
HSI No. 10132

I certify that I am a qualified groundwater scientist who has received a baccalaureate or post-graduate degree in the natural sciences or engineering, and have sufficient training and experience in groundwater hydrology and related fields, as demonstrated by state registration and completion of accredited university courses, that enables me to make sound professional judgments regarding groundwater monitoring and contaminant fate and transport. I further certify that this report was prepared by myself or by a subordinate working under my direction. Data contained herein gathered and reported by professionals other than Wood Environment & Infrastructure Solutions, Inc. are accepted as accurate and have been integrated into this report as such.

John M. Quinn, P.G. (Georgia PG No. 878)
Senior Geologist
Wood Environment & Infrastructure Solutions, Inc.

May 29, 2019
Date

Registered P.G.'s Mailing Address:
Wood Environment & Infrastructure Solutions, Inc.
1075 Big Shanty Road NW, Suite 100
Kennesaw, Georgia 30144

Registered P.G.'s Stamp:



1.0 Introduction

Wood Environment & Infrastructure Solutions, Inc. (Wood) has prepared this Semiannual Corrective Action Effectiveness Report (CAER) No. 25 on behalf of Atlanta Gas Light Company (AGLC). This report summarizes the results of the groundwater monitoring event performed in January 2019 at the former manufactured gas plant (MGP) Site in Augusta, Georgia (the Site).

The "Site" includes property owned by AGLC and formerly used for MGP operations, property owned by AGLC not used for MGP operations, surrounding and nearby parcels not owned by AGLC, a portion of the Third Level Canal, and city right-of-ways (ROW). The Site is divided between the "on-site" areas for the AGLC property where former MGP operations were located (i.e., Northern Parcel, Southern Parcel, Western Parcel, and Southeastern Bituminous Parcel) and the "off-site" areas for properties that were not part of the former MGP operations. The Site layout and location map (Figure 1-1) shows the setting of the AGLC property within the city of Augusta, Richmond County, Georgia.

The purpose of this report is to:

- Fulfill requirements of Consent Order Environmental Protection Division (EPD)-Voluntary Remediation Program (VRP)-011 issued December 3, 2014;
- Fulfill requirements of the approved Voluntary Investigation and Remediation Plan (VIRP), in which AGLC proposed to continue semiannual groundwater monitoring as presented in Appendix F of the VIRP, with the exception that AGLC has discontinued sample collection of monitored natural attenuation (MNA) parameters until the corrective actions performed under the VRP have been completed;
- Monitor changes in groundwater constituent-of-interest (COI) concentrations to evaluate groundwater quality; and
- Confirm the continued stability of the extent of Galliard and bedrock groundwater impacts.

2.0 Background

AGLC has performed a series of investigations and implemented numerous Georgia Environmental Protection Division (EPD) approved corrective actions and has addressed the MGP impacts in the unsaturated and saturated zone materials over large areas of the Site since the mid-1980s. Ongoing groundwater monitoring reflects the revised monitoring well network as documented in Table 3-8 of Environmental Cost Management, Inc.'s (ECM's) June 22, 2012 response to the EPD's May 23, 2012 letter.

Bedrock monitoring wells MW-307BR and MW-308BR were converted to groundwater extraction wells in 2006, and the groundwater extraction and treatment system continuously operated after start up on November 30, 2006 until June of 2015, with the exception of temporary shutdowns due to routine maintenance activities. The groundwater pump in MW-308BR was found to be damaged in January 2015, and the system was operated with the use of MW-307BR only until MW-307BR ceased pumping in June 2015 due to mechanical issues. MW-307BR was abandoned in August-September 2015 and MW-308BR was abandoned in October 2017, as described below. Graphs showing the trends of mass removal up to the point when extraction ended are provided in previous CAERs.

Monitoring wells located on the Georgia Power property on Block D required abandonment to accommodate construction activities for the expansion of the Fenwick Street Substation. The wells abandoned were Discrete Depth Sampling Port (DDSP) well MW-307 (comprised of MW-307D, MW-307SAP and MW-307TZ), and bedrock wells MW-307BR, MW-316, MW-321, MW-322, MW-323 and MW-324. Well abandonment activities on Block D were completed August 31 through September 2, 2015. A summary of the well abandonment activities was included in Appendix C of the 2nd Semiannual VRP Status Report (Amec Foster Wheeler, 2015a).

Additional monitoring wells to address delineation of Galliard groundwater impacts were installed from October 19 through October 21, 2015 consistent with the planned additional investigation presented in the 1st Semiannual VRP Status Report. To better understand trichloroethylene (TCE) detections observed in MW-401D on the Western Parcel, Galliard monitoring wells MW-604 through MW-606 were installed upgradient of MW-401D. Galliard monitoring well MW-607 was installed north of the Fenwick Street/9th Street intersection for delineation of Site COIs north of MW-603. These wells were sampled in November 2015, and the results of this sampling were included in the 3rd Semiannual VRP Status Report (Amec Foster Wheeler, 2016a).

An additional monitoring well (MW-603SAP) was installed on July 27, 2016 to vertically delineate the Galliard zone north of MW-603, as required in the December 3, 2014 letter from the EPD. The well was sampled on August 10, 2016 and the results of the sampling were included in the 4th Semiannual VRP Status Report (Amec Foster Wheeler, 2016b).

AGLC abandoned 20 groundwater monitoring wells in October 2017 based on the request included in the 4th Semiannual VRP Status Report, dated December 1, 2016, and subsequent communications with EPD. The 20 abandoned wells were MW-604, MW-605, and MW-606 (installed to better understand TCE detections observed in MW-401D, as described above), MW-603SAP (installed for vertical delineation in the Galliard zone north of MW-603, as described above), and MW-202DR, MW-205, MW-213, MW-308BR, MW-401D, MW-401S, MW-401SAP, MW502D, MW-503BR, MW-504BR, MW-509BR, MW-510BR, MW-511BR, MW-512BR, MW-600 and MW-601 (abandoned due to their location within the upcoming in-situ solidification [ISS] footprint, so as to facilitate corrective action). Well abandonment activities were completed October 17 through October 20, 2017. A summary of the well abandonment activities was included in Appendix B of the 6th Semiannual VRP Status Report (Amec Foster Wheeler, 2017a).

Additional remediation (ISS implementation) began in Third Quarter 2018 and is on-going at the time of this writing.

Groundwater sampling events conducted between 2001 and 2006 were summarized in previous semiannual groundwater monitoring reports. Groundwater sampling events conducted after completion of corrective actions described above from 2007 through the present have been summarized in CAERs.

2.1 Groundwater Monitoring and Evaluation Studies

This semiannual corrective action effectiveness groundwater monitoring and evaluation event was conducted in accordance with the approved VIRP, in which AGLC proposed to continue semiannual groundwater monitoring as presented in Appendix F of the VIRP, with the exception that AGLC has discontinued sample collection of MNA parameters until the corrective actions performed under the VRP have been completed. The sampling event conducted in January 2019 was the 25th groundwater sampling event in the post-in-situ chemical oxidation (ISCO) monitoring period as outlined in the revised Basis of Design Work Plan (LAW, 2002).

This section of the report describes procedures used for groundwater gauging, sampling, chemical analysis, quality assurance/quality control (QA/QC), and management of investigation-derived waste. Groundwater samples were collected using low-flow methods with peristaltic pumps.

2.2 Scope of Work

The 25th semiannual corrective action effectiveness groundwater sampling event included the following field and reporting tasks:

2.2.1 Field Tasks

- Gauge groundwater levels.
- Sample groundwater.
- Manage investigation-derived waste.

2.2.2 Reporting Tasks

- Prepare groundwater elevation maps for the alluvium, Galliard, and saprolite units.
- Prepare groundwater potentiometric surface contours or hydraulic potential lines within the transition and bedrock units, respectively.
- Prepare summary tables of laboratory analytical results for COI.
- Evaluate analytical results relative to plume stability and laboratory detection limits for demonstration that the point of exposure (POE), (as defined in the VRP, a hypothetical drinking water well located 1,000 feet downgradient from the delineated impacts), is not at risk of being impacted at concentrations exceeding drinking water standards.
- Prepare benzene and naphthalene isoconcentration maps for the Galliard Formation and bedrock.

2.3 Groundwater Monitoring Network

The list of wells selected for semiannual corrective action monitoring and evaluation was submitted to the EPD on July 8, 2001, along with the rationale for their inclusion. Further modifications to the monitoring well network were proposed in the February 2012 Site Conceptual Model (SCM) Addendum. Most of these modifications were approved by the EPD in correspondence dated May 23, 2012. The revised monitoring well network was documented in Table 3-8 of ECM's June 22, 2012 response to the EPD. The

current status of each active monitoring network well is listed in Table 2-1, and the locations of the existing monitoring wells are shown on Figure 2-1. The well list has been revised to reflect the comments in EPD's May 23, 2012 correspondence regarding the SCM Addendum.

Sixty monitoring wells were included in the sampling network during the January 2019 sampling event (Table 2-1). One monitoring well (MW-506BR) has been destroyed by activities associated with City of Augusta contractors. MW-506BR was paved over during improvements to Dyess Park and is no longer accessible for sampling. MW-203 was inaccessible due to remediation stockpile management and so was not sampled. In addition, one monitoring well was not sampled due to the presence of dense non-aqueous phase liquid (DNAPL) observed during gauging (MW-603). Five monitoring wells included in the sampling network (MW-307D, MW-307SAP, MW-307BR, MW-321, and MW-324) were abandoned in August and September 2015 to accommodate the Georgia Power substation expansion. Also, 16 monitoring wells included in the sampling network (MW-202DR, MW-205, MW-213, MW-308BR, MW-401D, MW-401S, MW-401SAP, MW502D, MW-503BR, MW-504BR, MW-509BR, MW-510BR, MW-511BR, MW-512BR, MW-600, MW-601) were abandoned in October 2017, for the reasons discussed in Section 2.0.

As a result, groundwater samples were collected from thirty-six monitoring wells in January 2019. A summary of well construction information is included as Table 2-2.

2.3.1 On-Site Wells Sampled

The following on-site wells were sampled in January 2019:

MW-05	MW-12	MW-19	MW-207	MW-310SAP
MW-310BR	MW-311	MW-402S	MW-402D	MW-508BR

As mentioned above, MW-203 was inaccessible due to remediation stockpile management and was not sampled.

2.3.2 Off-Site Wells Sampled

Off-site monitoring wells sampled (or reasons for not sampling) in January 2019 include the following:

- City of Augusta ROW: MW-21, MW-22, MW-206, MW-214, MW-313, MW-408DR, MW-408S, MW-500BR, MW-507BR, MW-513BR
- Augusta Civic Center Authority: MW-318, MW-320, and MW-325
- AGLC owned and/or leased to Miracle Making Ministries: MW-404DR, MW-501S, MW-505D, and MW-602
- Miracle Making Ministries: MW-304
- Amoco: MW-306D, MW-306SAP, MW-306TZ, and MW-306BR
- Joseph Norris: MW-303 and MW-309BR
- The Catholic Church of the Most Holy Trinity: MW-319
- United States Post Office: MW-315
- MW-603 was not sampled due to dense non-aqueous phase liquid (DNAPL) observed on the interface probe during gauging.
- MW-506BR has been paved over (destroyed) by the City of Augusta sometime between July 2012 and January 2013. As such, MW-506BR has not been sampled since July 2012.

2.4 Groundwater Sampling and Analysis

During the initial groundwater gauging task, the condition of each well was noted, including the concrete surface seal, outer casing, inner expandable well cap, and lock. Prior to sampling, all wells were gauged with an oil-water interface meter for depth to water and presence and thickness of DNAPL, if observed.

Due to the historical detections of DNAPL at MW-603, care was taken to prevent possible cross contamination. A disposable bailer was dropped to the bottom of this well as part of the groundwater gauging event to assess whether DNAPL was present. DNAPL was observed in the bailer used in the well column of MW-603. Due to the observation of DNAPL, MW-603 was not sampled.

Before groundwater samples were collected, each well was purged in accordance with Wood's standard operating procedures, which are based on technical guidelines from U.S. Environmental Protection Agency (USEPA) Region 4 Science and Ecosystem Support Division (SESD) Operating Procedure SESDPROC-301-R4 (USEPA, 2017). The monitoring wells were purged using low-flow/low-volume techniques, with the exception that those wells experiencing excessive drawdown (>0.3 feet) were purged either by removing a minimum of three well volumes or until the well ran dry, or, if the removal of three well volumes was infeasible due to the generation of excessive quantities of purge water, then the wells were purged using low-flow/low-volume techniques, with documentation of the stability of field parameter values. Use of this method is in accordance with SESDPROC-301-R4, which allows the use of alternate methods that lowers the volume of purge water to be removed before sampling (USEPA, 2017).

In addition, the DDSP wells were purged by removing a minimum of three volumes, or until dry, because the small diameter of the well prevents simultaneous monitoring of the depth to water. The purpose of purging the well is to draw fresh formation water into the well so that the samples are representative of the portion of the aquifer surrounding the well. If a well was completely evacuated during purging, it was allowed to recharge and the groundwater sample was collected immediately after the well had recharged.

Field documentation of groundwater quality measurements included pH, conductivity, temperature, dissolved oxygen (DO), oxidation-reduction potential (ORP), and turbidity. Field parameter values and corresponding purge volumes were recorded on groundwater sampling forms. Copies of these forms for the January 2019 sampling event are included in Appendix A.

Groundwater samples were analyzed for the COI list (Table 2-3) as referenced in the Corrective Action Plan (CAP) and in Appendix F of the VIRP. As stated previously, AGLC has discontinued sample collection of MNA parameters until the corrective actions performed under the VRP have been completed, and the MNA parameters have been removed from Table 2-3. Analytical Environmental Services, Inc. (AES) laboratory performed the analytical services. Laboratory analytical reports are provided in Appendix B.

2.5 Quality Control/Quality Assurance Samples

Field QC samples were collected and analyzed to document the accuracy and precision of the laboratory. QC samples included:

- Trip Blanks. Trip blanks were associated with each cooler containing volatile organic compound (VOC) samples sent to the laboratory. Trip blanks were analyzed to determine if any contaminants were introduced while samples were stored or while in transit to the laboratory. Trip blanks were analyzed for VOCs only.
- Field Duplicates. Four field duplicates were collected, one from each of the following wells: MW-12, MW-19, MW-306BR, and MW-501S. All duplicate samples were analyzed for COI. Duplicates were collected to evaluate the precision of groundwater sample analysis and the variability of collection procedures.

- Matrix Spikes and Matrix Spike Duplicates. A total of two Matrix Spike and Matrix Spike Duplicate (MS/MSD) sample sets were collected from MW-320 and MW-513BR as part of the laboratory analytical batch QC.

2.6 Management of Investigation Waste

All purge water from sampling activities was drummed prior to ultimate disposal. Personal protective equipment and other trash was placed in bags and deposited in solid waste containers. The purge water from the January 2019 sampling activities was treated on site in the permitted waste water treatment system.

3.0 Groundwater Monitoring Results

This section summarizes results of the January 2019 corrective action monitoring and evaluation event, including groundwater flow and elevations, analytical results, QA/QC, and data validation.

3.1 Groundwater Flow and Elevations

During the January 2019 sampling event, all groundwater wells were inspected and the groundwater levels were gauged and recorded, as applicable. Groundwater elevation data derived from water level measurements collected in January 2019 is presented in Table 3-1. With the exception of porosity for the bedrock hydrogeologic unit, seepage velocity calculations in each unit are based on hydraulic conductivity estimates provided in the 2009 Site Conceptual Model, average specific yield values published in U.S. Geological Survey Water Supply Paper 1662-D (Johnson, 1967), and January 2019 horizontal hydraulic gradients calculated by solving three-point problems for wells screened in each unit. For the bedrock hydrogeologic unit, the porosity range is taken from published literature values (Fetter, 2001). Parameters (and sources, where applicable) used to calculate seepage velocity in each hydrogeologic unit and the resultant seepage velocity are summarized in Appendix C.

The groundwater pump and treatment system was shut off for a carbon changeout December 29, 2014. During restart of the system on January 30, 2015, the groundwater pump in MW-308BR was found to be damaged. The system then was operated with the use of MW-307BR only until MW-307BR ceased pumping in June 2015 due to mechanical issues. MW-307BR was subsequently abandoned in August-September 2015 due to scheduled construction activities in Block D. MW-308BR was abandoned in October 2017 to facilitate corrective action. As the treatment system has remained off since June 2015, the January 2019 groundwater flow and directions are indicative of ambient (non-pumping) conditions.

The ISS masses have created an obstacle to groundwater flow on the Northern Parcel and on the former Car Wash property since the hydraulic conductivity of each mass is several orders of magnitude lower than that of the surrounding alluvium in those portions of the shallow aquifer. The lower hydraulic conductivity of each mass (ranging from 10^{-9} to 10^{-7} centimeters per second) causes increased groundwater flow in the more permeable alluvium. Because groundwater cannot effectively flow through the ISS mass, shallow groundwater flow is directed around the mass and therefore, no groundwater elevation contours are associated with this area in the alluvium or Galliard zones.

Prior to soil remediation and ISS, groundwater flow in both the alluvium and Galliard Formation was generally in an easterly direction, with the exception of seasonal conditions in the unconfined alluvium aquifer, which sometimes reversed the direction of flow into the Third Level Canal. The estimated direction of alluvium groundwater in January 2019 was toward the Northern Parcel from the north (MW-501S) and southwest (MW-17). (Figure 3-1). While the contours shown on Figure 3-1 are interpolated from current data, it is difficult to determine the exact flow pattern in the alluvium due to the small number of alluvial wells on Site. However, a few additional alluvial wells will be installed to monitor post-remediation conditions once the next phase of ISS is complete. Seepage velocity in alluvial groundwater is estimated to be $2.7*10^{-1}$ ft/day as shown in Appendix C.

The general post-ISS local flow pattern in the Galliard Formation has been an easterly flow on the eastern side of the ISS masses, with a steeper groundwater gradient along the western boundary of the canal (west of the Northern Parcel) with a zone of nearly flat gradient east of the Northern Parcel. During the January 2019 monitoring event, west of the canal, groundwater flow appears to have been generally towards the east-southeast, with localized flow to the southwest and northwest to the west of the Northern Parcel (with MW-19 as a high) and to the southwest to the east and north of the Southern Parcel, with MW-207 and MW-12 as groundwater highs. East of the canal, groundwater flow was

generally to the east, toward the Savannah River (Figure 3-2). This is similar to the pattern observed during historical groundwater monitoring events, where localized mounding occurred near the ISS masses around the Site and groundwater flowed radially outward. Groundwater flow in the Galliard unit is influenced by the extremely low hydraulic conductivity of the ISS mass in the Northern Parcel and former Car Wash area, which causes groundwater downgradient (east) of the ISS masses in the Northern Parcel to form a near-stagnant zone of very low gradient. Groundwater flow is complex in the immediate vicinity of the ISS masses, leading to some variability in localized groundwater flow patterns from event to event. Seepage velocity in Galliard groundwater outside the ISS masses is estimated to range from $5.5*10^{-3}$ to $2.5*10^{-2}$ ft/day as shown in Appendix C.

The January 2019 groundwater elevation data for the saprolite unit indicates groundwater flow trends east from MW-306SAP (Figure 3-3). Any groundwater flow in saprolite (or bedrock) interpreted near or adjacent to the ISS mass is assumed to flow under the mass. Groundwater flow is possible in the saprolite unit since ISS was keyed only into the top of saprolite and not completed through the entire vertical extent of the unit. Seepage velocity in saprolite groundwater is estimated to be $6.3*10^{-4}$ ft/day as shown in Appendix C.

The bedrock aquifer is a crystalline-rock aquifer that exhibits very high interconnectivity of the fracture sets and foliation planes to such a degree that groundwater flow simulates an anisotropic porous medium; however, the aquifer is still not considered a homogenous medium. Hydraulic potential lines, rather than groundwater elevation contours, are more appropriate to infer groundwater flow in bedrock where it is not considered a porous or homogenous medium. Groundwater flow, as well as dissolved constituent transport, is dominated by the northeast-southwest orientation of the primary fracture system, as described below, and in the Bedrock Ground Water Investigation Report [AECOM, 2009].

Groundwater flow in fractured rock environments is typically dominated by flow through fractures, such that flow paths are not in straight lines nor are they likely to be parallel to the hydraulic potential lines. The 2002 aquifer test demonstrated sufficient interconnectivity in every direction from the pumping wells to assume the bedrock acts similar to a porous medium, and the differences in drawdown depending on orientation matched well with the principal and secondary fracture orientations (there was more drawdown to the northeast). The Papadopulos anisotropic method was used to analyze the aquifer test data, and the results aligned well with the rose diagrams of fracture orientations obtained from the borehole televiewer analysis [AECOM, 2009]. Contouring assumes homogeneous and isotropic conditions are present, which is not the case in the bedrock at this site.

The fracture set with the strongest influence on bedrock groundwater flow at this site (the main fracture set) has a northeast-southwest orientation, as mentioned previously. However, during operation of the pump-and-treat system for the bedrock groundwater, the hydraulic potential for groundwater flow in the bedrock was towards MW-307BR and MW-308BR (the two bedrock groundwater extraction wells). These results verified that interconnectivity is high in the bedrock aquifer. In static conditions, the hydraulic potential for groundwater flow in bedrock is generally parallel to major fracture orientations.

Hydraulic potential lines are presented in Figure 3-4 to infer potential groundwater flow directions in bedrock in January 2019. Because of the influence of bedrock fracture orientation, localized groundwater flow is not necessarily equivalent to the hydraulic potential lines at all locations. Since fractured bedrock aquifers are inherently anisotropic and heterogeneous, calculation of seepage velocity may not be representative using bulk porosity estimates. However, a range of porosity estimates may provide bounds on the expected seepage velocity of the bedrock aquifer. As presented in Appendix C, multiple estimates of seepage velocity were calculated by solving three-point problems for different areas of the Site and using a range of porosity estimates from the literature. The calculated range of seepage velocity in the bedrock aquifer at the Site is between $6.8*10^{-3}$ and $6.0*10^{-1}$ ft/day as shown in Appendix C.

Based on January 2019 data collected under ambient (non-pumping) conditions, groundwater flow in bedrock appears to be generally toward the southeast (Figure 3-4). The groundwater recovery well at MW-307BR, which was abandoned in August-September 2015, has historically captured groundwater in the bedrock from up to 900 feet to the northeast as was evidenced by the groundwater gradient toward the pumping wells at MW-325 in previous reports.

3.2 Groundwater Analytical Results

Analytical results for groundwater samples collected in January 2019 from wells monitoring the various aquifers are summarized in Tables 3-2 through 3-6. Field sampling forms are included in Appendix A, copies of the laboratory analytical reports are provided in Appendix B, and data validation reports are attached in Appendix D. A complete summary of all analytical data collected for the groundwater monitoring program (since 2001) is provided in Appendices E-1 through E-3. A summary of the January 2019 benzene and naphthalene monitoring results and comparison to historical data is presented in Section 4.

3.2.1 Alluvium

Analytical results for samples collected from alluvium monitoring wells are summarized in Table 3-2. The number of alluvium monitoring wells sampled, number of detections for each COI, and range of concentrations is summarized in Table 3-7. Barium was detected at all sampled alluvium well locations. Cadmium was reported at MW-501S at a concentration of 0.00731 J milligrams per liter (mg/L) (with a field duplicate value of 0.0079 J mg/L). These values were flagged "J" as estimated during data validation, due to a sample turbidity greater than 10 NTU.

Sporadic low-level cadmium detections have been reported at MW-501S previously (5 detections for the period of record, one detection each in 2011, 2014 and 2015, and two detections in 2012). The cadmium detection in January 2019 may be related to the elevated sample turbidity (97.8 NTU). Future sampling at MW-501S will include measures to reduce sample turbidity, including reducing the purging rate as necessary to address the low recharge rate observed at this well.

3.2.2 Galliard Formation

Analytical results of samples collected from the Galliard Formation wells are summarized in Table 3-3. The number of Galliard monitoring wells sampled, number of detections for each COI, and range of concentrations are summarized in Table 3-8. The distributions of benzene and naphthalene concentrations in groundwater samples collected from the Galliard Formation are depicted in Figure 3-5.

The greatest number of COI and the highest detected concentrations are found in groundwater sampled from well MW-12 (in the northeast corner of the Southern Parcel). Well MW-205, MW-601 (in the east-central and west-central portion of Block E, respectively), and MW-600 (in the city ROW south of Block A) (Figure 2-1), which formerly also contained the greatest number of COI and the highest detected concentrations along with MW-205, were abandoned in October 2017 to facilitate corrective action, and so were not sampled in January 2019. Monitoring well MW-603 contained DNAPL and was not sampled.

3.2.2.1 Volatile Organic Compound Results

During the January 2019 sampling event, benzene detections were reported at two well locations (MW-12 and MW-304). An ethylbenzene detection was reported in one groundwater sample (MW-12; Table 3-3 and Table 3-8). The distribution of detected VOCs, specifically MGP-related compounds, in groundwater samples collected from the Galliard formation is similar to that reported in previous events.

Consistent with previous events, a TCE detection was reported at well location MW-21. TCE is not an MGP-related constituent. No other VOCs were detected at MW-21.

3.2.2.2 Semi-Volatile Organic Compound Results

The number of semi-volatile organic compound (SVOC) detections and the range of detected concentrations are presented in Table 3-8. During the January 2019 sampling event, naphthalene detections were reported at two well locations (MW-12 and MW-505D). An isoconcentration map showing naphthalene distribution is presented as Figure 3-5. The distribution of SVOCs remains consistent with those reported in previous events.

Specific SVOCs were analyzed at a dilution due to the sample matrix. The laboratory reports indicate the dilution factor for each laboratory sample (Appendix B).

3.2.2.3 Inorganic Compound Results

The data presented in Table 3-3 and Table 3-8 indicate that the only inorganic compounds detected in the Galliard Formation during the January 2019 groundwater monitoring event were barium (all 14 sampled well locations), nickel (MW-19 well location) and zinc (MW-19 and MW-602 well locations).

3.2.3 Saprolite

Analytical results for groundwater samples collected from the saprolite wells are summarized in Table 3-4. The number of monitoring wells with detections for the saprolite unit are presented in Table 3-9.

Benzene was detected at MW-311 at 130 micrograms per liter (µg/L). There were no other benzene detections for saprolite wells in the January 2019 sampling event. The only other VOC detected was ethylbenzene at MW-311 at 20 µg/L.

The only SVOCs detected were pyrene at MW-306SAP and MW-310SAP, and acenaphthene, anthracene, fluorene and phenanthrene at MW-311. Naphthalene was not detected at any of the sampled saprolite well locations.

Nickel detections were reported at MW-306SAP (0.585 mg/L), MW-310SAP (0.544 mg/L) and MW-311 (0.0348 mg/L). With the exception of barium, which was detected at all sampled saprolite well locations, the only other inorganic compounds detected were cadmium and zinc at MW-311 (0.0236 mg/L and 0.121 mg/L, respectively). These inorganic compound results are consistent with previous detections observed at these well locations.

3.2.4 Transition Zone

Analytical results for a sample collected from transition zone well MW-306TZ are summarized on Table 3-5. The number of detections for the transition zone well are presented in Table 3-10. Naphthalene was detected at a concentration of 370 µg/L in MW-306TZ. The detections of VOCs, SVOCs and inorganic compounds in MW-306TZ during the January 2019 sampling event remain consistent with those reported in previous events.

3.2.5 Bedrock

Bedrock sampling results reported from the January 2019 groundwater monitoring event are summarized in Table 3-6. The number of bedrock monitoring wells sampled, number of detections for each COI, and range of concentrations are summarized in Table 3-11. An isoconcentration map showing benzene and naphthalene distribution is presented as Figure 3-6.

3.2.5.1 Volatile Organic Compound Results

As shown on Table 3-11, benzene, ethylbenzene, and xylenes were the only VOCs detected in one bedrock monitoring well (MW-500BR) during the January 2019 sampling event.

3.2.5.2 Semi-Volatile Organic Compound Results

Twelve SVOCs were detected in groundwater samples collected at bedrock well locations during the January 2019 sampling event (Table 3-6 and Table 3-11). Naphthalene was detected in five bedrock wells with a low of 1.0 µg/L in MW-319 and a high of 1,200 µg/L at MW 500BR. Concentrations and specific COI detected in bedrock groundwater samples are similar to those reported in previous events, with the exception that the low naphthalene detection (1.0 µg/L) at MW-319 is considered to be anomalous, as the only previous naphthalene .detections at this well were 0.033 J µg/L and 0.05 J µg/L in January 2009 and July 2008, respectively.

3.2.5.3 Inorganic Compound Results

The data presented in Table 3-6 and Table 3-11 indicate that eight inorganic compounds were detected in bedrock groundwater during the January 2019 groundwater monitoring event. Barium was detected at all 13 sampled bedrock well locations, while the only bedrock wells in which other inorganic compounds were detected were MW-309BR, MW-500BR, MW-507BR and MW-508BR. The inorganic compound detections at MW-507BR, with the exception of zinc, were flagged "J" as estimated during data validation, due to a sample turbidity greater than 10 NTU.

With the exception of barium, the inorganic compound detections in January 2019 at MW-507BR may be related to the elevated sample turbidity (318 NTU), as the compounds detected have only been detected sporadically previously (in the case of lead, there have been no previous detections reported at this well). Future sampling at MW-507BR will include measures to reduce sample turbidity, including reducing the purging rate or extending purging time as necessary.

3.2.6 Quality Assurance, Quality Control, and Data Validation

All field QA/QC data, and at least 10 percent of the VOC, SVOC, and inorganic data presented in the analytical reports, were reviewed by Wood's data validation group. Laboratory analytical reports for all samples are provided in Appendix B, and the data validation reports for VOC, SVOC, and inorganic data are included in Appendix D. These data were reviewed in accordance with the USEPA Data Validation Standard Operating Procedures for Contract Laboratory Program Routine Analytical Services (USEPA, 2008/2011).

As shown in Appendix D, Wood's data validation group reviewed sample delivery groups 1901K92, 1901K94 and 1901N39. The following items were included in the data validation review:

- Sample integrity
- Reporting limits
- Method blanks
- Laboratory control samples
- Surrogate recoveries
- MS/MSD recoveries and relative percent differences (RPD)
- Laboratory and field duplicate RPDs
- Trip, field and/or equipment blanks

Two MS/MSD sample sets were collected and analyzed as part of the laboratory analytical batch QC (MW-320 and MW-513BR). The data validation review (Appendix D) includes a detailed discussion of sample integrity. The results of the data validation review are summarized below.

The zinc results for samples MW-19-0119 and DUP-3-0119 were qualified as estimated and flagged "J" due to exceedance of duplicate precision.

The benzo(a)anthracene results for samples MW-12-1019 and DUP-1-0119 were qualified as estimated and flagged "J" due to exceedance of duplicate precision.

Samples with turbidity greater than 10 NTU are generally associated with detections of metals greater than the RL. The turbidity of MW-507BR-019 was 319 NTU and MW-501S-0119/ DUP-4-0119 were 97.8 NTU ; therefore, the detected metals for samples MW-5-7BR-0119, MW-501S-0119 and DUP-4-0119 were qualified as estimated and flagged "J".

The benzo(g,h,i)perylene and dibenzo(a,h)anthracene results for sample MW-320-0119 were qualified as not detected with an imprecise reporting limit and flagged "UJ" due to low MSD recoveries and high RPDs.

4.0 Data Comparison and Summary

AGLC performed an empirical evaluation of the groundwater data collected from the beginning of the corrective action groundwater monitoring and evaluation program (2001) through present (January 2019) and compared the most recent data to the historic program dataset to determine if there were any trends toward improvement or degradation of groundwater quality.

Data comparison discussion for COI focus on benzene (the primary VOC contaminant), naphthalene (the primary SVOC contaminant), and TCE (the only chlorinated VOC COI). Results of data queries are presented as historical data summary tables presented in Appendices E-1 through E-3. Graphs reflecting temporal concentration changes of benzene and naphthalene are presented in Appendix F. Graphs were created for wells with historical detections of benzene and naphthalene.

4.1 Alluvium Wells

Based on the evaluation of dissolved-phase constituents in the alluvium wells during this monitoring period, no discernable groundwater plume exists in the alluvium aquifer (Table 3-7). With the exception of barium (detected at all alluvium wells), there was only one detection of a COI in January 2019, at MW-501S (cadmium at 0.00731 J mg/L, with a field duplicate value of 0.0079 J mg/L).

4.2 Galliard Wells

Data collected during the January 2019 monitoring event indicate the following:

- Naphthalene and benzene concentrations continue to be below their respective laboratory detection limits in Galliard Formation monitoring wells west of the Third Level Canal and east of King Street with the exception of benzene at MW-304 (360 µg/L) and naphthalene at MW-505D (2.3 µg/L). (Figure 3-5). The benzene concentration reported for MW-304 (360 µg/L), an increase from the 280 µg/L and 300 µg/L reported in July 2018 and January 2018 respectively, represents a substantial decrease from the 770 µg/L reported in July 2017and continues to be well below the January 2010 concentration (800 µg/L). MW-304 will continue to be evaluated to assess concentrations trends at this location.
- There were no benzene and naphthalene detections in the Galliard Formation north of the Site in January 2019. MW-603 continues to be the northernmost impacted well and was not sampled in January 2019 due to the presence of DNAPL observed during gauging (Table 3-1). DNAPL has been reported in MW-603 in every sampling event since July 2013. Note that MW-603 is associated with the EPD-approved Type 5 Risk Reduction Standards (RRS) area in the southeast quadrant of the Fenwick Street and 9th Street intersection.
- MW-505D is located along the southern edge of the naphthalene plume. Naphthalene was detected at 2.3 µg/L at MW-505D in January 2019. Naphthalene has been detected consistently at MW-505D since January 2011. The naphthalene concentration high was reported in July 2013 (870 µg/L). The naphthalene concentration in MW-505D in January 2019 (2.3 µg/L), substantially lower than the July 2018 (33 µg/L) and January 2018 (130 µg/L) sampling events, showing a decreasing recent trend. These recent concentrations are a substantial decrease from the concentrations reported in July 2013 (870 µg/L) and January 2014 (840 µg/L).
- Concentrations of benzene and naphthalene remain highest in groundwater samples collected from the northeast corner of the Southern Parcel (MW-12) (Table 3-3). The groundwater sample collected from the Galliard monitoring well MW-12 had a reported concentration of benzene at 8,700 µg/L and a naphthalene concentration at 7,900 µg/L (duplicate value) (Figure 3-5). These concentrations are similar to the levels reported in this well in recent years.

- The groundwater sample collected from MW-21 reported a concentration of TCE at 24 µg/L. TCE has previously been detected in this well and is not an MGP-related COI.

4.3 Saprolite Wells

Four saprolite monitoring wells were sampled during the January 2019 monitoring event. Benzene was detected at MW-311 at 130 µg/L. There were no other benzene detections for saprolite wells in the January 2019 sampling event. The January 2019 MW-311 benzene concentration is a decrease from the July 2018 benzene concentration of 170 µg/L. Benzene was not detected in either the January 2018, July 2017 or the January 2017 sample results from MW-311, as compared to concentrations of benzene of 44 µg/L in July 2016 and 58 µg/L in January 2016. Concentrations remain well below historic highs at this location (Appendix F).

4.4 Transition Zone Wells

Naphthalene was reported at a concentration of 370 µg/L in the one transition zone monitoring well (MW-306TZ) sampled in January 2019, as shown on Table 3-5. This concentration is higher than that reported in July 2018 (290 µg/L), and comparable to those reported in January 2018 (350 µg/L) and July 2017 (360 µg/L). The recent concentrations continue to represent a decline from reported concentrations in July 2005 (910 µg/L) and July 2009 (1,100 µg/L).

4.5 Bedrock Wells

Data collected during the January 2019 monitoring event indicate the following:

- The highest concentration of benzene (5,400 µg/L) was reported at MW-500BR, located south of the Northern Parcel on the southern side of the canal. This concentration represents a substantial decrease from the July 2018 value of 12,000 µg/L at MW-500BR, and is the lowest benzene concentration reported at MW-500BR since the July 2016 value of 3,100 µg/L (Appendix F).
- Groundwater samples collected from MW-319 and MW-320 continue to delineate detections of COIs in bedrock groundwater to the northeast. The only COIs detected in groundwater samples collected from MW-319 and MW-320 were barium (detected at all sampled bedrock monitoring wells) and the anomalous naphthalene detection at MW-319 of 1.0 µg/L discussed previously.
- Groundwater concentrations detected in bedrock well MW-315 delineate detections of benzene and naphthalene to the northwest. The groundwater sample collected from bedrock well MW-507BR delineates the extent of naphthalene impacts in bedrock to the south-southwest in Block J, while the groundwater sample from bedrock well MW-508BR delineates the extent of naphthalene in bedrock to the southeast. Benzene and naphthalene were not detected in MW-507BR, MW-508BR, or MW-315 during the January 2019 sampling event (Table 3-6).

5.0 Conclusions

The following conclusions are derived from the data and analyses presented in this report:

Alluvium

- With the exception of barium (detected at all alluvium wells), there was only one detection of a COI in alluvium monitoring wells sampled in January 2019. Cadmium was reported in January 2019 at MW-501S at a concentration of 0.00731 J mg/L (with a field duplicate value of 0.0079 J mg/L). These values were flagged "J" as estimated during data validation, due to a sample turbidity greater than 10 NTU.

Galliard Formation

- As shown on Table 3-3, the highest detected concentrations of organic COI were found in three wells in the Galliard Formation (MW-12, MW-21, and MW-304). The groundwater sample from MW-21 (located approximately 1300 feet east of the Northern Parcel) reported TCE, which is not an MGP-related constituent. These detections are consistent with historical observations.
- The only inorganic COIs detected in Galliard groundwater samples during the January 2019 sampling event were barium (all 14 sampled well locations), nickel (MW-19 well location) and zinc (MW-19 and MW-602 well locations).
- DNAPL was observed in one well (MW-603), located within the Galliard groundwater plume during the January 2019 sampling event, and this well was not sampled.

Saprolite

- The only detection of benzene reported in groundwater samples collected from wells installed in the saprolite unit was at MW-311 at 130 µg/L, while naphthalene was not detected at MW-311. Benzene concentrations remain well below historic highs in MW-311 (Appendix F). The only other detections of organic COIs were ethylbenzene, acenaphthene, anthracene, fluorene and phenanthrene in MW-311 at concentrations consistent with previous events, and low levels of pyrene reported in MW-306SAP and MW-310SAP.
- Nickel was reported in MW-306SAP, MW-310SAP and MW-311 and cadmium and zine were reported in MW-311. With the exception of barium, which was reported at all sampled saprolite well locations, no other inorganic COIs were reported in wells installed in the saprolite unit.

Transition Zone

- The detections of VOCs, SVOCs and inorganic compounds in the groundwater sample collected from MW-306TZ in January 2019 remain consistent with those reported in previous events. There were no other transition zone wells sampled during this event.

Bedrock

- The only VOC detections (benzene, ethylbenzene and xylenes) were reported in MW-500BR.
- Concentrations and specific SVOCs detected in bedrock groundwater samples are similar to those reported in previous events, with the exception of a low anomalous naphthalene detection (1.0 µg/L) at MW-319, as shown on Table 3-8.
- Eight inorganic compounds were detected during the January 2019 sampling event, with barium detected at all 13 sampled bedrock well locations. The only bedrock wells in which other inorganic compounds were detected were MW-309BR, MW-500BR, MW-507BR and MW-508BR. The inorganic compound detections in January 2019 at MW-507BR (except for barium) may be related to elevated sample turbidity.

- The bedrock extraction system has not been operating in the interim leading up to the remediation that began in Third Quarter 2018. The Voluntary Remediation Program 1st Semiannual Status Report (Amec Foster Wheeler, 2015a) stated that groundwater would continue to be sampled semiannually consistent with the current program until remedial construction was initiated. A modified program with a subset of existing bedrock wells is being sampled during ISS implementation to continue to evaluate groundwater quality.
- As stated in the 17th CAER, AGLC has discontinued MNA sampling until the corrective actions performed under the VRP have been completed.
- Observations from the Continuing Action Monitoring Plan inspection have been documented in Appendix G.

The next semiannual groundwater monitoring event will be performed in July 2019 and the 26th Semiannual CAER will be submitted as an appendix to the Tenth Semiannual VRP Status Report to be submitted by December 1, 2019.

6.0 References

AECOM, 2009. *Bedrock Groundwater Investigation Report, Former Manufactured Gas Plant Site, Augusta, Georgia*. Prepared by AECOM, February 19, 2009.

Amec Foster Wheeler, 2015a. *Voluntary Remediation Program 2nd Semiannual Status Report, Former Manufactured Gas Plant Site, Augusta, Georgia*. Prepared by Amec Foster Wheeler Environment and Infrastructure, Inc., December 1, 2015.

Amec Foster Wheeler, 2015b. *Voluntary Remediation Program 1st Semiannual Status Report, Former Manufactured Gas Plant Site, Augusta, Georgia*. Prepared by Amec Foster Wheeler Environment and Infrastructure, Inc., May 29, 2015.

Amec Foster Wheeler, 2015c. *18th Semi-Annual Corrective Action Effectiveness Report, Former Manufactured Gas Plant Site, Augusta, Georgia*. Prepared by Amec Foster Wheeler Environment and Infrastructure, Inc., November 27, 2015.

Amec Foster Wheeler, 2016a. *Voluntary Remediation Program 3rd Semiannual Status Report, Former Manufactured Gas Plant Site, Augusta, Georgia*. Prepared by Amec Foster Wheeler Environment and Infrastructure, Inc., June 1, 2016.

Amec Foster Wheeler, 2016b. *Voluntary Remediation Program 4th Semiannual Status Report, Former Manufactured Gas Plant Site, Augusta, Georgia*. Prepared by Amec Foster Wheeler Environment and Infrastructure, Inc., December 1, 2016.

Amec Foster Wheeler, 2017a. *Voluntary Remediation Program 6th Semiannual Status Report, Former Manufactured Gas Plant Site, Augusta, Georgia*. Prepared by Amec Foster Wheeler Environment and Infrastructure, Inc., December 1, 2017.

ECM, 2011. *Data-Gap Investigation and Monitoring Well Installation/Decommissioning Report, Former Manufactured Gas Plant Site, Augusta, Georgia*. Prepared by Environmental Cost Management, Inc., February 14, 2011.

ECM, 2012. *Site Conceptual Model Addendum, Former Manufactured Gas Plant Site, Augusta, Georgia*. Prepared by Environmental Cost Management, Inc., February 2012.

ECM, 2012a. *Ground Water Flow and Transport, Former Manufactured Gas Plant Site, Augusta, Georgia*. Prepared by Environmental Cost Management, Inc., June 5, 2012.

ECM, 2012b. *Feasibility Study, Former Manufactured Gas Plant Site, Augusta, Georgia*. Prepared by Environmental Cost Management, Inc., December 13, 2012.

EPD, 2000. Hazardous Waste Consent Order, Order No. EPD HW 1390. Prepared by the Georgia Department of Natural Resources, Environmental Protection Division, July 11, 2000.

Fetter, C.W., 2001. *Applied hydrogeology (Fourth edition)*: Prentice-Hall, Inc., Upper Saddle River, New Jersey, 598 p.

Johnson, A.I., 1967. *Specific yield-compilation of specific yields for various materials*: U.S. Geological Survey Water-Supply Paper 1662-D, 74 p.

LAW, 2002. *Basis of Design Workplan, Former Manufactured Gas Plant Site, Augusta, Georgia*. Prepared by LAW Environmental, December 9, 2002.

MACTEC, 2005. *Northern Parcel Corrective Action Closure Report, Former Manufactured Gas Plant Site, Augusta, Georgia*. Prepared by MACTEC, August 9, 2005.

MACTEC, 2009. *Corrective Action Closure Report and Compliance Status Report On-site and Off-site Parcels Operable Units 1 and 2, Former Manufactured Gas Plant Site, Augusta, Georgia*. Prepared by MACTEC, January 16, 2009.

MACTEC, 2009. *Corrective Action Closure Report and Compliance Status Report Third Level Canal Operable Unit 3, Former Manufactured Gas Plant Site, Augusta, Georgia*. Prepared by MACTEC, January 16, 2009.

META, 2012. *Environmental Forensic Report*. Prepared by META Environmental, Inc., November 27, 2012.

ThermoRetec, 2001. *Corrective Action Plan, Former Manufactured Gas Plant Site, Augusta, Georgia*. Prepared by ThermoRetec Consulting Corporation, November 2001.

USEPA, 2008/2011. *Data Validation Standard Operating Procedures for Contract Laboratory Program Routine Analytical Services*. Prepared by the Region 4, United States Environmental Protection Agency, Science and Ecosystem Support Division, August 2008 (organic), September 2011(inorganic).

USEPA, 2017. *Operating Procedure, Groundwater Sampling*. Prepared by the Region 4, United States Environmental Protection Agency, Science and Ecosystem Support Division, April 2017.

Tables

Table 2-1
Monitoring Well Network Summary
Atlanta Gas Light Company
Former Manufactured Gas Plant Site
Augusta, Georgia

Well ID	Hydrogeologic Unit	Well Monitoring Status	Location
Alluvium Monitoring Wells			
MW-05*	Alluvium	Gauge and Sample	On-site
MW-17		Gauge Only	On-site
MW-306S		Gauge Only	Off-site
MW-401S		Abandoned Oct. 2017	Off-site
MW-402S		Gauge and Sample	On-site
MW-408S		Gauge and Sample	Off-site
MW-501S		Gauge and Sample	Off-site
Galliard Formation Monitoring Wells			
MW-12	Galliard	Gauge and Sample	On-site
MW-19		Gauge and Sample	On-site
MW-21		Gauge and Sample	Off-site
MW-22		Gauge and Sample	Off-site
MW-24	Upper Galliard	Gauge Only	Off-site
MW-25		Gauge Only	Off-site
MW-202DR	Galliard	Abandoned Oct. 2017	On-site
MW-203	Middle Galliard	Gauge and Sample	On-site
MW-205	Galliard	Abandoned Oct. 2017	On-site
MW-206		Gauge and Sample	Off-site
MW-207		Gauge and Sample	On-site
MW-303		Gauge and Sample	Off-site
MW-304		Gauge and Sample	Off-site
MW-306D		Gauge and Sample	Off-site
MW-307D		Abandoned Aug.-Sep. 2015	Off-site
MW-309D		Gauge Only	Off-site
MW-310D		Gauge Only	On-site
MW-401D		Abandoned Oct. 2017	Off-site
MW-402D		Gauge and Sample	On-site
MW-404DR		Gauge and Sample	Off-site
MW-408DR		Gauge and Sample	Off-site
MW-502D		Abandoned Oct. 2017	On-site
MW-505D		Gauge and Sample	Off-site
MW-600		Abandoned Oct. 2017	Off-site
MW-601		Abandoned Oct. 2017	On-site
MW-602		Gauge and Sample	Off-site
MW-603		Gauge and Sample	Off-site
MW-604		Abandoned Oct. 2017	Off-site
MW-605		Abandoned Oct. 2017	Off-site
MW-606		Abandoned Oct. 2017	Off-site
MW-607		Gauge Only	Off-site

Well ID	Hydrogeologic Unit	Well Monitoring Status	Location
Saprolite Monitoring Wells			
MW-214	Saprolite	Gauge and Sample	Off-site
MW-306SAP		Gauge and Sample	Off-site
MW-307SAP		Abandoned Aug.-Sep. 2015	Off-site
MW-309SAP		Gauge Only	Off-site
MW-310SAP		Gauge and Sample	On-site
MW-311		Gauge and Sample	On-site
MW-317		Gauge Only	
MW-401SAP		Abandoned Oct. 2017	Off-site
MW-603SAP		Abandoned Oct. 2017	Off-site
Transition Zone and Bedrock Monitoring Wells			
MW-213	Bedrock	Abandoned Oct. 2017	On-site
MW-306TZ	Transition Zone	Gauge and Sample	Off-site
MW-306BR	Bedrock	Gauge and Sample	Off-site
MW-307TZ	Transition Zone	Abandoned Aug.-Sep. 2015	Off-site
MW-307BR	Bedrock	Abandoned Aug.-Sep. 2015	Off-site
MW-308BR		Abandoned Oct. 2017	On-site
MW-309TZ		Gauge Only	Off-site
MW-309BR		Gauge and Sample	Off-site
MW-310TZ		Gauge Only	On-site
MW-310BR		Gauge and Sample	On-site
MW-313		Gauge and Sample	Off-site
MW-315		Gauge and Sample	Off-site
MW-316		Abandoned Aug.-Sep. 2015	Off-site
MW-318		Gauge and Sample	Off-site
MW-319		Gauge and Sample	Off-site
MW-320		Gauge and Sample	Off-site
MW-321		Abandoned Aug.-Sep. 2015	Off-site
MW-322		Abandoned Aug.-Sep. 2015	Off-site
MW-323		Abandoned Aug.-Sep. 2015	Off-site
MW-324		Abandoned Aug.-Sep. 2015	Off-site
MW-325		Gauge and Sample	Off-site
MW-500BR		Gauge and Sample	Off-site
MW-503BR		Abandoned Oct. 2017	Off-site
MW-504BR		Abandoned Oct. 2017	Off-site
MW-506BR**		Gauge and Sample	Off-site
MW-507BR		Gauge and Sample	Off-site
MW-508BR		Gauge and Sample	On-site
MW-509BR		Abandoned Oct. 2017	Off-site
MW-510BR		Abandoned Oct. 2017	Off-site
MW-511BR		Abandoned Oct. 2017	Off-site
MW-512BR		Abandoned Oct. 2017	Off-site
MW-513BR		Gauge and Sample	Off-site

Notes:
D - denotes well screened in the Galliard Formation
BR - denotes bedrock well (where used in well name)
TZ - denotes well screened in the Transition Zone in DDSP wells
Except as noted, only those wells that are still considered active (e.g., not destroyed or abandoned) are included in this table
* The MW-05 protective cover was destroyed during the Canal Authority's path improvement along canal; the cover has been repaired
** MW-506BR has been paved over (destroyed) by the City of Augusta sometime between July 2012 and January 2013

Prepared by: ERM
Revision by/date: JMQ 11/15/17
Checked by/date: NJM 11/15/17

Table 2-2
Monitoring Well Construction Summary
Atlanta Gas Light Company
Former Manufactured Gas Plant Site
Augusta, Georgia

Monitoring Well ID	Date Installed	Well Type	Well Materials	Ground Surface Elevation (ft AMSL)	Top of Casing Elevation (ft AMSL)	Screened Interval (ft bgs)
Alluvium Monitoring Wells						
MW-05*	10/19/1985	II	PVC	130.00	132.11	4.2 - 18.6
MW-17	2/2/1992	II	SS	136.60	138.85	12.4 - 16.7
MW-306S	11/6/1998	DDSP	PVC	132.08	131.96	8.5 - 9.5
MW-401S****	8/31/2000	II	PVC	134.44	136.89	10 - 20
MW-402S	8/30/2000	II	PVC	136.88	136.89	9 - 19
MW-408S	10/18/2000	II	PVC	133.65	133.31	10 - 20
MW-501S	1/17/2007	II	PVC	132.98	132.80	7 - 12
Galliard Formation Monitoring Wells						
MW-12	5/15/1986	II	PVC	131.80	131.31	20 - 30
MW-19	2/4/1992	II	SS	138.70	140.37	15.3 - 19.7
MW-21	12/8/1992	II	SS	129.80	128.54	22.3 - 27.9
MW-22	5/4/1994	II	PVC	130.60	129.60	18.3 - 22.3
MW-24	5/6/1994	II	PVC	131.10	130.21	8.3 - 12.3
MW-25	5/6/1994	II	PVC	129.80	128.88	18.9 - 22.9
MW-202DR****	1/24/2007	II	PVC	131.70	131.59	24.5- 29.5
MW-203	11/14/1995	II	PVC	131.70	130.74	22.1 - 26.0
MW-205****	11/22/1995	II	SS	132.20	130.94	23.3 - 28.1
MW-206	11/28/1995	II	PVC	130.90	130.06	23.9 - 27.8
MW-207	10/11/1995	II	PVC	130.40	132.68	20.6 - 24.6
MW-211	10/11/1995	II	PVC	139.60	138.59	20.5 - 24.4
MW-303	11/18/1998	II	PVC	129.63	129.37	25.5 - 30.5
MW-304	11/2/1998	II	PVC	131.63	131.51	31 - 36
MW-306D	11/6/1998	DDSP	PVC	132.08	131.89	24.5 - 25.5
MW-307D***	11/10/1998	DDSP	PVC	130.53	130.45	24.5 - 25.5
MW-309D	11/8/1998	DDSP	PVC	129.97	129.79	27.5 - 28.5
MW-310D	11/3/1998	DDSP	PVC	138.79	138.70	27 - 28
MW-401D****	8/31/2000	II	PVC	134.37	134.38	33 - 36
MW-402D	8/30/2000	II	PVC	136.89	136.95	24.7 - 26.2
MW-404DR	1/30/2007	II	PVC	133.10	133.15	16.5 - 21.5
MW-408DR	2/22/2011	II	PVC	133.46	133.02	25 - 30
MW-502D****	1/30/2007	II	PVC	131.20	131.18	20 - 26
MW-505D	1/31/2007	II	PVC	128.87	128.87	23.5 - 28.5
MW-600****	10/19/2010	II	PVC	131.34	131.02	22 - 32
MW-601****	10/20/2010	II	PVC	131.10	130.82	17 - 27
MW-602	10/19/2010	II	PVC	130.55	130.20	22 - 32
MW-603	10/19/2010	II	PVC	130.80	130.65	17 - 27
MW-604****	10/19/2015	II	PVC	135.10	135.65	20 - 30
MW-605****	10/19/2015	II	PVC	134.60	134.36	22 - 32
MW-606****	10/20/2016	II	PVC	136.20	135.86	21 - 31
MW-607	10/21/2016	II	PVC	131.60	131.12	19 - 29

Notes:

ft AMSL - feet above mean sea level
ft bgs - feet below ground surface
II - double casing well
III - triple casing well
PVC - polyvinyl chloride
SS - stainless steel
Only active monitoring wells are included in this table.
DDSP - depth discrete sampling port

* The MW-05 protective cover was destroyed during the Canal Authority's path improvement along canal; the cover has been repaired
** MW-506BR has been paved over (destroyed) by the City of Augusta sometime between July 2012 and January 2013
*** Abandoned August-September 2015
**** Abandoned October 2017

Table 2-2
Monitoring Well Construction Summary
Atlanta Gas Light Company
Former Manufactured Gas Plant Site
Augusta, Georgia

Monitoring Well ID	Date Installed	Well Type	Well Materials	Ground Surface Elevation (ft AMSL)	Top of Casing Elevation (ft AMSL)	Screened Interval (ft bgs)
Saprolite Monitoring Wells						
MW-214	12/7/1995	II	PVC	130.60	129.65	52.6 - 56.6
MW-306SAP	11/6/1998	DDSP	PVC	132.08	131.92	30.5 - 31.5
MW-307SAP***	11/10/1998	DDSP	PVC	130.53	130.48	30.5 - 31.5
MW-309SAP	11/8/1998	DDSP	PVC	129.97	129.82	34.5 - 35.5
MW-310SAP	11/3/1998	DDSP	PVC	138.79	138.72	34 - 35
MW-311	11/20/1998	II	PVC	130.32	130.11	30 - 32
MW-317	9/6/2000	II	PVC	130.90	130.64	31 - 41
MW-401SAP****	8/31/2000	II	PVC	134.23	134.27	38 - 48
MW-603SAP****	7/27/2016	II	PVC	NS	NS	28 - 38
Transition Zone and Bedrock Monitoring Wells						
MW-213****	12/8/1995	III	PVC	131.90	130.92	58.5 - 62.5
MW-306BR	11/23/1998	III	PVC	132.03	131.81	55 - 80
MW-306TZ	11/6/1998	DDSP	PVC	132.08	131.93	58.5 - 59.5
MW-307BR***	11/22/1998	III	PVC	130.75	130.27	48 - 73.25
MW-307TZ***	11/10/1998	DDSP	PVC	130.53	130.48	46.5 - 47.5
MW-308BR****	11/21/1998	III	PVC	131.34	131.08	55.5 - 80.5
MW-309BR	11/24/1998	III	PVC	129.84	129.54	83.75 - 109
MW-309TZ	11/8/1998	DDSP	PVC	129.97	129.76	76.5 - 77.5
MW-310BR	11/25/1998	III	PVC	139.72	139.49	65 - 90
MW-310TZ	11/3/1998	DDSP	PVC	138.79	138.72	73 - 74
MW-313	8/10/2000	III	PVC	129.01	129.02	61 - 86
MW-315	8/10/2000	III	PVC	131.91	131.74	59.5 - 85.5
MW-316***	9/1/2000	III	PVC	130.71	130.51	88 - 119.8
MW-318	9/8/2000	III	PVC	130.94	130.75	62 - 87
MW-319	12/13/2000	III	PVC	133.20	132.98	55 - 80
MW-320	1/6/2001	III	PVC	132.08	131.74	70 - 76
MW-321***	1/19/2001	III	PVC/SS	130.86	130.48	160 - 170.2
MW-322***	12/14/2000	III	PVC	130.69	130.65	49 - 86
MW-323***	12/15/2000	III	PVC	130.65	130.53	70.5 - 95
MW-324***	5/31/2001	III	PVC/SS	130.83	130.98	209 - 215
MW-325	5/22/2001	III	PVC	131.53	131.44	95 - 115
MW-500BR	1/24/2007	III	PVC	132.76	132.66	64 - 79
MW-503BR****	9/5/2008	III	PVC	131.80	131.57	56 - 76
MW-504BR****	9/4/2008	III	PVC	131.10	130.91	60 - 80
MW-506BR**	8/27/2008	III	PVC	139.70	139.23	66 - 81
MW-507BR	8/25/2008	III	PVC	139.10	138.76	106 - 125
MW-508BR	8/25/2008	III	PVC	130.50	133.26	70 - 86
MW-509BR****	9/18/2009	III	PVC	131.10	130.63	56 - 76
MW-510BR****	9/15/2008	III	PVC	131.00	130.76	60 - 80
MW-511BR****	9/9/2008	III	PVC	131.20	130.82	56 - 76
MW-512BR****	8/29/2008	III	PVC	132.00	131.70	64 - 84
MW-513BR	10/20/2010	III	PVC	132.40	132.03	51.5 - 82

Notes:

ft AMSL - feet above mean sea level

ft bgs - feet below ground surface

II - double casing well

III - triple casing well

PVC - polyvinyl chloride

SS - stainless steel

Only exisitng monitoring wells are included in this table.

DDSP - depth discrete sampling port

** MW-506BR has been paved over (destroyed) by the City of Augusta sometime between July 2012 and January 2013

*** Abandoned August-September 2015

**** Abandoned October 2017

NS - Not Surveyed

Prepared by: ERM

Revision by/date: JMQ 11/15/17

Checked by/date: NJM 11/15/17

Table 2-3
Site-Specific Constituents of Interest
Atlanta Gas Light Company
Former Manufactured Gas Plant Site
Augusta, Georgia

Volatile Organic Compounds (VOCs), (SW-846 Method 8260B)		
Acetone	Ethylbenzene	Trichloroethylene
Benzene	Methylene Chloride	Xylenes (total)
Carbon Disulfide	Toluene	
Semivolatile Organic Compounds (SVOCs), (SW-846 Method 8270C)		
Acenaphthene	Benzo(g,h,i)perylene	Indeno(1,2,3-cd)pyrene
Acenaphthylene	Benzo(k)fluoranthene	Naphthalene
Anthracene	Chrysene	Phenanthrene
Benzo(a)anthracene	Dibenzo(a,h)anthracene	Pyrene
Benzo(a)pyrene	Fluoranthene	
Benzo(b)fluoranthene	Fluorene	
Inorganics (SW-846 Methods 6010B, 7470A, 6020, and 9010/9012)		
Antimony	Copper	Thallium
Arsenic	Cyanide	Vanadium
Barium	Lead	Zinc
Beryllium	Mercury	
Cadmium	Nickel	
Chromium	Selenium	

Prepared by/date: JMQ 10/29/15
Checked by/date: SAG 11/24/15

Table 3-1
Depth to Water and Groundwater Elevations
January 21-22, 2019
Atlanta Gas Light Company
Former Manufactured Gas Plant Site
Augusta, Georgia

Monitoring Well ID	Hydrogeologic Unit	Top of Casing (ft AMSL)	Well Casing Total Depth (ft BTOC)	Depth to Water 1/21-22/2019 (ft BTOC)	Groundwater Elevation (ft AMSL)	Thickness of NAPL (ft)
Alluvium Monitoring Wells						
MW-05	Alluvium	132.11	19.24	4.97	127.14	--
MW-17	Alluvium	138.85	11.80	10.50	128.35	--
MW-306S	Alluvium	131.96	8.55	3.91	128.05	--
MW-401S	Alluvium	136.89	Abandoned October 2017			--
MW-402S	Alluvium	136.89	19.49	11.71	125.18	--
MW-408S	Alluvium	133.31	18.58	7.85	125.46	--
MW-501S	Alluvium	132.80	11.97	6.61	126.19	--
Galliard Formation Monitoring Wells						
MW-12	Galliard	131.31	24.93	4.83	126.48	--
MW-19	Galliard	140.37	19.37	11.83	128.54	--
MW-21	Galliard	128.54	17.29	6.22	122.32	--
MW-22	Galliard	129.60	22.65	3.74	125.86	--
MW-24	Galliard	130.21	22.26	5.17	125.04	--
MW-25	Galliard	128.88	23.37	3.25	125.63	--
MW-202DR	Galliard	131.59	Abandoned October 2017			--
MW-203	Galliard	130.74	Well inaccessible due to remediation stockpile management			
MW-205	Galliard	130.94	Abandoned October 2017			--
MW-206	Galliard	130.06	28.51	4.85	125.21	--
MW-207	Galliard	132.68	25.85	4.87	127.81	--
MW-303	Galliard	129.37	30.73	4.47	124.90	--
MW-304	Galliard	131.51	36.47	7.25	124.26	--
MW-306D	Galliard	131.89	22.97	5.92	125.97	--
MW-307D	Galliard	130.45	Abandoned August/September 2015			--
MW-309D	Galliard	129.79	26.54	4.55	125.24	--
MW-310D	Galliard	138.70	27.16	12.96	125.74	--
MW-401D	Galliard	134.38	Abandoned October 2017			--
MW-402D	Galliard	136.95	26.72	11.61	125.34	--
MW-404DR	Galliard	133.15	21.66	6.54	126.61	--
MW-408DR	Galliard	133.02	24.65	7.87	125.15	--
MW-502D	Galliard	131.18	Abandoned October 2017			--
MW-505D	Galliard	128.87	28.19	4.36	124.51	--
MW-600	Galliard	131.02	Abandoned October 2017			
MW-601	Galliard	130.82	Abandoned October 2017			--
MW-602	Galliard	130.2	31.95	6.13	124.07	--
MW-603	Galliard	130.65	NM	5.23	125.42	0.8'
MW-604	Galliard	135.65	Abandoned October 2017			--
MW-605	Galliard	134.36	Abandoned October 2017			--
MW-606	Galliard	135.86	Abandoned October 2017			--
MW-607	Galliard	131.12	28.67	6.18	124.94	--

Notes:

Groundwater measurements taken 1/21/19 and 1/22/19

ft = Feet

AMSL = above mean sea level

BTOC = below top of casing

NAPL = non-aqueous phase liquid

NM = not measured

Table 3-1
Depth to Water and Groundwater Elevations
January 21-22, 2019
Atlanta Gas Light Company
Former Manufactured Gas Plant Site
Augusta, Georgia

Monitoring Well ID	Hydrogeologic Unit	Top of Casing (ft AMSL)	Well Casing Total Depth (ft BTOC)	Depth to Water 1/21-22/2019 (ft BTOC)	Groundwater Elevation (ft AMSL)	Thickness of NAPL (ft)
Saprolite Monitoring Wells						
MW-214	Saprolite	129.65	57.18	5.20	124.45	--
MW-306SAP	Saprolite	131.92	30.90	5.94	125.98	--
MW-307SAP	Saprolite	130.48	Abandoned August/September 2015			--
MW-309SAP	Saprolite	129.82	34.17	4.93	124.89	--
MW-310SAP	Saprolite	138.72	33.87	13.04	125.68	--
MW-311	Saprolite	130.11	32.58	4.88	125.23	--
MW-317	Saprolite	130.64	37.33	7.39	123.25	--
MW-401SAP	Saprolite	134.27	Abandoned October 2017			--
MW-603SAP	Saprolite	NA	Abandoned October 2017			--
Transition Zone and Bedrock Monitoring Wells						
MW-213	Bedrock	130.92	Abandoned October 2017			--
MW-306TZ	TransZone	131.93	22.45	6.69	125.24	--
MW-306BR	Bedrock	131.81	79.30	6.68	125.13	--
MW-307TZ	TransZone	130.48	Abandoned August/September 2015			--
MW-308BR	Bedrock	131.08	Abandoned October 2017			
MW-309BR	Bedrock	129.54	106.15	6.30	123.24	--
MW-309TZ	TransZone	129.76	27.49	4.54	125.22	--
MW-310TZ	TransZone	138.72	31.30	13.19	125.53	--
MW-310BR	Bedrock	139.49	66.23	14.33	125.16	--
MW-313	Bedrock	129.02	85.56	5.35	123.67	--
MW-315	Bedrock	131.74	84.91	6.48	125.26	--
MW-316	Bedrock	130.51	Abandoned August/September 2015			--
MW-318	Bedrock	130.75	77.20	6.13	124.62	--
MW-319	Bedrock	132.98	79.45	7.97	125.01	--
MW-320	Bedrock	131.74	68.80	7.24	124.50	--
MW-321	Bedrock	130.48	Abandoned August/September 2015			--
MW-322	Bedrock	130.65	Abandoned August/September 2015			--
MW-323	Bedrock	130.53	Abandoned August/September 2015			--
MW-324	Bedrock	130.98	Abandoned August/September 2015			--
MW-325	Bedrock	131.44	105.45	8.91	122.53	--
MW-500BR	Bedrock	132.66	55.03	7.48	125.18	--
MW-503BR	Bedrock	131.57	Abandoned October 2017			--
MW-504BR	Bedrock	130.91	Abandoned October 2017			--
MW-506BR	Bedrock	139.22	Destroyed			--
MW-507BR	Bedrock	138.75	98.32	13.68	125.07	--
MW-508BR	Bedrock	133.25	78.33	8.56	124.69	--
MW-509BR	Bedrock	130.63	Abandoned October 2017			--
MW-510BR	Bedrock	130.75	Abandoned October 2017			--
MW-511BR	Bedrock	130.82	Abandoned October 2017			--
MW-512BR	Bedrock	131.69	Abandoned October 2017			--
MW-513BR	Bedrock	132.03	63.70	7.18	124.85	--

Notes:

Groundwater measurements taken 1/21/19 and 1/22/19

ft = Feet
AMSL = above mean sea level
BTOC = below top of casing
NAPL = non aqueous phase liquid

Prepared by/date: FKM 2/4/2019
Checked by/date: RNQ 2/11/2019

Table 3-2
Groundwater Analytical Results for Alluvium Wells
Atlanta Gas Light Company
Former Manufactured Gas Plant Site
Augusta, Georgia

	Location ID:	MW-05	MW-402S	MW-408S	MW-501S	MW-501S
	Sample Date:	1/23/2019	1/23/2019	1/24/2019	1/24/2019	1/24/2019
	Sample Type:	Sample	Sample	Sample	Sample	Duplicate
	Units					
Field Parameters:						
Specific Conductance	ms/cm	0.714	0.571	0.991	0.058	0.058
Dissolved Oxygen	mg/L	1.37	0.42	0.51	7.93	7.93
Oxidation Reduction Potential	mV	-27.7	75.5	-134.8	104.2	104.2
pH	pH units	6.34	5.91	6.24	6.13	6.13
Temperature	deg C	20.63	20.94	19.07	15.08	15.08
Turbidity	NTU	3.42	4.21	8.31	97.8	97.8
VOCs:						
Acetone	ug/L	< 50	< 50	< 50	< 50	< 50
Benzene	ug/L	< 5.0	< 5.0	< 5.0	< 5.0	< 5.0
Carbon disulfide	ug/L	< 5.0	< 5.0	< 5.0	< 5.0	< 5.0
Ethylbenzene	ug/L	< 5.0	< 5.0	< 5.0	< 5.0	< 5.0
Methylene chloride	ug/L	< 5.0	< 5.0	< 5.0	< 5.0	< 5.0
Toluene	ug/L	< 5.0	< 5.0	< 5.0	< 5.0	< 5.0
Trichloroethene (TCE)	ug/L	< 5.0	< 5.0	< 5.0	< 5.0	< 5.0
Xylenes, Total	ug/L	< 5.0	< 5.0	< 5.0	< 5.0	< 5.0
SVOCs:						
Acenaphthene	ug/L	< 0.5	< 0.5	< 0.5	< 0.5	< 0.5
Acenaphthylene	ug/L	< 1.0	< 1.0	< 1.0	< 1.0	< 1.0
Anthracene	ug/L	< 0.05	< 0.05	< 0.05	< 0.05	< 0.05
Benzo(a)anthracene	ug/L	< 0.05	< 0.05	< 0.05	< 0.05	< 0.05
Benzo(a)pyrene	ug/L	< 0.05	< 0.05	< 0.05	< 0.05	< 0.05
Benzo(b)fluoranthene	ug/L	< 0.1	< 0.1	< 0.1	< 0.1	< 0.1
Benzo(g,h,i)perylene	ug/L	< 0.1	< 0.1	< 0.1	< 0.1	< 0.1
Benzo(k)fluoranthene	ug/L	< 0.05	< 0.05	< 0.05	< 0.05	< 0.05
Chrysene	ug/L	< 0.05	< 0.05	< 0.05	< 0.05	< 0.05
Dibenzo(a,h)anthracene	ug/L	< 0.1	< 0.1	< 0.1	< 0.1	< 0.1
Fluoranthene	ug/L	< 0.1	< 0.1	< 0.1	< 0.1	< 0.1
Fluorene	ug/L	< 0.1	< 0.1	< 0.1	< 0.1	< 0.1
Indeno(1,2,3-cd)pyrene	ug/L	< 0.05	< 0.05	< 0.05	< 0.05	< 0.05
Naphthalene	ug/L	< 0.5	< 0.5	< 0.5	< 0.5	< 0.5
Phenanthrene	ug/L	< 0.05	< 0.05	< 0.05	< 0.05	< 0.05
Pyrene	ug/L	< 0.05	< 0.05	< 0.05	< 0.05	< 0.05
Inorganics:						
Antimony	mg/L	< 0.006	< 0.006	< 0.006	< 0.006	< 0.006
Arsenic	mg/L	< 0.05	< 0.05	< 0.05	< 0.05	< 0.05
Barium	mg/L	**0.386**	**0.084**	**0.516**	**0.0122 J**	**0.0119 J**
Beryllium	mg/L	< 0.004	< 0.004	< 0.004	< 0.004	< 0.004
Cadmium	mg/L	< 0.005	< 0.005	< 0.005	**0.00731 J**	**0.0079 J**
Chromium	mg/L	< 0.01	< 0.01	< 0.01	< 0.01	< 0.01
Copper	mg/L	< 0.01	< 0.01	< 0.01	< 0.01	< 0.01
Cyanide	mg/L	< 0.01	< 0.01	< 0.01	< 0.01	< 0.01
Lead	mg/L	< 0.01	< 0.01	< 0.01	< 0.01	< 0.01
Mercury	mg/L	< 0.0002	< 0.0002	< 0.0002	< 0.0002	< 0.0002
Nickel	mg/L	< 0.02	< 0.02	< 0.02	< 0.02	< 0.02
Selenium	mg/L	< 0.02	< 0.02	< 0.02	< 0.02	< 0.02
Thallium	mg/L	< 0.002	< 0.002	< 0.002	< 0.002	< 0.002
Vanadium	mg/L	< 0.01	< 0.01	< 0.01	< 0.01	< 0.01
Zinc	mg/L	< 0.02	< 0.02	< 0.02	< 0.02	< 0.02

Notes:
ug/L = micrograms per liter
mg/L = milligrams per liter

Prepared by/date: RJB 3/8/19
Checked by/date: RMB 3/11/19

Data Qualifier Defintions:
< = Not detected at or above the reported detection limit
J = Detected, estimated due to QC criteria
BOLD = Exceeds the laboratory detection limit

Table 3-3
Groundwater Analytical Results for Galliard Formation Wells
Atlanta Gas Light Company
Former Manufactured Gas Plant Site
Augusta, Georgia

	Location ID:	MW-12	MW-12	MW-19	MW-19	MW-21	MW-22	MW-206	MW-207
	Sample Date:	1/24/2019	1/24/2019	1/22/2019	1/22/2019	1/25/2019	1/25/2019	1/23/2019	1/23/2019
	Sample Type:	Sample	Duplicate	Sample	Duplicate	Sample	Sample	Sample	Sample
	Units								
Field Parameters:									
Specific Conductance	ms/cm	0.267	0.267	0.432	0.432	0.634	0.247	0.625	0.534
Dissolved Oxygen	mg/L	0.62	0.62	0.97	0.97	0.55	1.02	1.23	0.89
Oxidation Reduction Potential	mV	-75.5	-75.5	185.3	185.3	156	97.5	-41.2	-60.8
pH	pH units	6.58	6.58	6.17	6.17	6.24	6.57	7.09	6.57
Temperature	deg C	19.75	19.75	19.29	19.29	20.3	19.4	20.31	20.23
Turbidity	NTU	0.06	0.06	4.92	4.92	0.29	0.3	0.56	3.34
VOCs:									
Acetone	ug/L	< 50	< 50	< 50	< 50	< 50	< 50	< 50	< 50
Benzene	ug/L	**8700**	**7700**	< 5.0	< 5.0	< 5.0	< 5.0	< 5.0	< 5.0
Carbon disulfide	ug/L	< 5.0	< 5.0	< 5.0	< 5.0	< 5.0	< 5.0	< 5.0	< 5.0
Ethylbenzene	ug/L	**2000**	**2000**	< 5.0	< 5.0	< 5.0	< 5.0	< 5.0	< 5.0
Methylene chloride	ug/L	< 5.0	< 5.0	< 5.0	< 5.0	< 5.0	< 5.0	< 5.0	< 5.0
Toluene	ug/L	**370**	**390**	< 5.0	< 5.0	< 5.0	< 5.0	< 5.0	< 5.0
Trichloroethene (TCE)	ug/L	< 5.0	< 5.0	< 5.0	< 5.0	**24**	< 5.0	< 5.0	< 5.0
Xylenes, Total	ug/L	**1500**	**1500**	< 5.0	< 5.0	< 5.0	< 5.0	< 5.0	< 5.0
SVOCs:									
Acenaphthene	ug/L	**130**	**150**	< 0.5	< 0.5	< 0.5	< 0.5	< 0.5	< 0.5
Acenaphthylene	ug/L	**5.5**	< 1.0	< 1.0	< 1.0	< 1.0	< 1.0	< 1.0	< 1.0
Anthracene	ug/L	**2.4**	**2.3**	**0.084**	**0.081**	< 0.05	< 0.05	< 0.05	< 0.05
Benzo(a)anthracene	ug/L	**0.075 J**	**0.052 J**	< 0.05	< 0.05	< 0.05	< 0.05	< 0.05	< 0.05
Benzo(a)pyrene	ug/L	< 0.05	< 0.05	< 0.05	< 0.05	< 0.05	< 0.05	< 0.05	< 0.05
Benzo(b)fluoranthene	ug/L	< 0.1	< 0.1	< 0.1	< 0.1	< 0.1	< 0.1	< 0.1	< 0.1
Benzo(g,h,i)perylene	ug/L	< 0.1	< 0.1	< 0.1	< 0.1	< 0.1	< 0.1	< 0.1	< 0.1
Benzo(k)fluoranthene	ug/L	< 0.05	< 0.05	< 0.05	< 0.05	< 0.05	< 0.05	< 0.05	< 0.05
Chrysene	ug/L	< 0.05	< 0.05	< 0.05	< 0.05	< 0.05	< 0.05	< 0.05	< 0.05
Dibenzo(a,h)anthracene	ug/L	< 0.1	< 0.1	< 0.1	< 0.1	< 0.1	< 0.1	< 0.1	< 0.1
Fluoranthene	ug/L	**0.36**	**0.33**	< 0.1	< 0.1	< 0.1	< 0.1	< 0.1	< 0.1
Fluorene	ug/L	**26**	**29**	< 0.1	< 0.1	< 0.1	< 0.1	< 0.1	< 0.1
Indeno(1,2,3-cd)pyrene	ug/L	< 0.05	< 0.05	< 0.05	< 0.05	< 0.05	< 0.05	< 0.05	< 0.05
Naphthalene	ug/L	**6600**	**7900**	< 0.5	< 0.5	< 0.5	< 0.5	< 0.5	< 0.5
Phenanthrene	ug/L	**19**	**21**	< 0.05	< 0.05	< 0.05	< 0.05	< 0.05	< 0.05
Pyrene	ug/L	**0.42**	**0.34**	< 0.05	**0.05**	< 0.05	< 0.05	< 0.05	< 0.05
Inorganics:									
Antimony	mg/L	< 0.006	< 0.006	< 0.006	< 0.006	< 0.006	< 0.006	< 0.006	< 0.006
Arsenic	mg/L	< 0.05	< 0.05	< 0.05	< 0.05	< 0.05	< 0.05	< 0.05	< 0.05
Barium	mg/L	**0.155**	**0.159**	**0.095**	**0.0944**	**0.0867**	**0.0374**	**0.384**	**0.284**
Beryllium	mg/L	< 0.004	< 0.004	< 0.004	< 0.004	< 0.004	< 0.004	< 0.004	< 0.004
Cadmium	mg/L	< 0.005	< 0.005	< 0.005	< 0.005	< 0.005	< 0.005	< 0.005	< 0.005
Chromium	mg/L	< 0.01	< 0.01	< 0.01	< 0.01	< 0.01	< 0.01	< 0.01	< 0.01
Copper	mg/L	< 0.01	< 0.01	< 0.01	< 0.01	< 0.01	< 0.01	< 0.01	< 0.01
Cyanide	mg/L	< 0.01	< 0.01	< 0.01	< 0.01	< 0.01	< 0.01	< 0.01	< 0.01
Lead	mg/L	< 0.01	< 0.01	< 0.01	< 0.01	< 0.01	< 0.01	< 0.01	< 0.01
Mercury	mg/L	< 0.0002	< 0.0002	< 0.0002	< 0.0002	< 0.0002	< 0.0002	< 0.0002	< 0.0002
Nickel	mg/L	< 0.02	< 0.02	**0.0346**	**0.0352**	< 0.02	< 0.02	< 0.02	< 0.02
Selenium	mg/L	< 0.02	< 0.02	< 0.02	< 0.02	< 0.02	< 0.02	< 0.02	< 0.02
Thallium	mg/L	< 0.002	< 0.002	< 0.002	< 0.002	< 0.002	< 0.002	< 0.002	< 0.002
Vanadium	mg/L	< 0.01	< 0.01	< 0.01	< 0.01	< 0.01	< 0.01	< 0.01	< 0.01
Zinc	mg/L	< 0.02	< 0.02	**0.0962 J**	**0.0727 J**	< 0.02	< 0.02	< 0.02	< 0.02

Notes:
ug/L = micrograms per liter
mg/L = milligrams per liter

Data Qualifier Defintions:
< = Not detected at or above the reported detection limit
J = Detected, estimated due to QC criteria
BOLD = Exceeds the laboratory detection limit

Table 3-3
Groundwater Analytical Results for Galliard Formation Wells
Atlanta Gas Light Company
Former Manufactured Gas Plant Site
Augusta, Georgia

	Location ID:	MW-303	MW-304	MW-306D	MW-402D	MW-404DR	MW-408DR	MW-505D	MW-602
	Sample Date:	1/22/2019	1/22/2019	1/22/2019	1/23/2019	1/24/2019	1/24/2019	1/22/2019	1/22/2019
	Sample Type:	Sample	Sample	Sample	Sample	Sample	Sample	Sample	Sample
	Units								
Field Parameters:									
Specific Conductance	ms/cm	0.545	0.579	0.962	0.676	0.153	0.681	0.672	0.534
Dissolved Oxygen	mg/L	0.73	0.79	0.7	0.52	1.07	0.37	0.43	0.6
Oxidation Reduction Potential	mV	-72.8	-37.2	-3.8	80.9	-5.8	-23.4	-30.5	-59.4
pH	pH units	6.63	6.59	6.34	6.01	5.97	5.78	6.51	6.56
Temperature	deg C	21.28	18.22	20.69	21.23	19.89	16.46	19.12	19.58
Turbidity	NTU	2.52	1.6	0.84	4.64	2.73	5.77	2.13	1.85
VOCs:									
Acetone	ug/L	< 50	< 50	< 50	< 50	< 50	< 50	< 50	< 50
Benzene	ug/L	< 5.0	**360**	< 5.0	< 5.0	< 5.0	< 5.0	< 5.0	< 5.0
Carbon disulfide	ug/L	< 5.0	< 5.0	< 5.0	< 5.0	< 5.0	< 5.0	< 5.0	< 5.0
Ethylbenzene	ug/L	< 5.0	< 5.0	< 5.0	< 5.0	< 5.0	< 5.0	< 5.0	< 5.0
Methylene chloride	ug/L	< 5.0	< 5.0	< 5.0	< 5.0	< 5.0	< 5.0	< 5.0	< 5.0
Toluene	ug/L	< 5.0	< 5.0	< 5.0	< 5.0	< 5.0	< 5.0	< 5.0	< 5.0
Trichloroethene (TCE)	ug/L	< 5.0	< 5.0	< 5.0	< 5.0	< 5.0	< 5.0	< 5.0	< 5.0
Xylenes, Total	ug/L	< 5.0	< 5.0	< 5.0	< 5.0	< 5.0	< 5.0	< 5.0	< 5.0
SVOCs:									
Acenaphthene	ug/L	**2.6**	< 50	< 0.5	< 0.5	< 0.5	< 50	**7.4**	**1.5**
Acenaphthylene	ug/L	**1.1**	< 1.0	< 1.0	< 1.0	< 1.0	< 1.0	< 1.0	< 1.0
Anthracene	ug/L	**0.45**	**0.17**	< 0.05	< 0.05	< 0.05	**0.74**	**0.13**	**0.28**
Benzo(a)anthracene	ug/L	< 0.05	< 0.05	< 0.05	< 0.05	< 0.05	< 0.05	< 0.05	< 0.05
Benzo(a)pyrene	ug/L	< 0.05	< 0.05	< 0.05	< 0.05	< 0.05	< 0.05	< 0.05	< 0.05
Benzo(b)fluoranthene	ug/L	< 0.1	< 0.1	< 0.1	< 0.1	< 0.1	< 0.1	< 0.1	< 0.1
Benzo(g,h,i)perylene	ug/L	< 0.1	< 0.1	< 0.1	< 0.1	< 0.1	< 0.1	< 0.1	< 0.1
Benzo(k)fluoranthene	ug/L	< 0.05	< 0.05	< 0.05	< 0.05	< 0.05	< 0.05	< 0.05	< 0.05
Chrysene	ug/L	< 0.05	< 0.05	< 0.05	< 0.05	< 0.05	< 0.05	< 0.05	< 0.05
Dibenzo(a,h)anthracene	ug/L	< 0.1	< 0.1	< 0.1	< 0.1	< 0.1	< 0.1	< 0.1	< 0.1
Fluoranthene	ug/L	**0.41**	**0.23**	< 0.1	< 0.1	< 0.1	**0.18**	**0.28**	< 0.1
Fluorene	ug/L	**0.68**	**1.9**	< 0.1	< 0.1	< 0.1	**0.99**	**0.79**	**0.33**
Indeno(1,2,3-cd)pyrene	ug/L	< 0.05	< 0.05	< 0.05	< 0.05	< 0.05	< 0.05	< 0.05	< 0.05
Naphthalene	ug/L	< 0.5	< 50	< 0.5	< 0.5	< 0.5	< 50	**2.3**	< 0.5
Phenanthrene	ug/L	< 0.05	**0.89**	< 0.05	< 0.05	< 0.05	**5.2**	**0.66**	< 0.05
Pyrene	ug/L	**2.4**	**0.27**	**0.058**	< 0.05	< 0.05	**0.13**	**0.40**	**0.16**
Inorganics:									
Antimony	mg/L	< 0.006	< 0.006	< 0.006	< 0.006	< 0.006	< 0.006	< 0.006	< 0.006
Arsenic	mg/L	< 0.05	< 0.05	< 0.05	< 0.05	< 0.05	< 0.05	< 0.05	< 0.05
Barium	mg/L	**0.0822**	**0.379**	**0.507**	**0.0966**	**0.0511**	**0.471**	**0.433**	**0.39**
Beryllium	mg/L	< 0.004	< 0.004	< 0.004	< 0.004	< 0.004	< 0.004	< 0.004	< 0.004
Cadmium	mg/L	< 0.005	< 0.005	< 0.005	< 0.005	< 0.005	< 0.005	< 0.005	< 0.005
Chromium	mg/L	< 0.01	< 0.01	< 0.01	< 0.01	< 0.01	< 0.01	< 0.01	< 0.01
Copper	mg/L	< 0.01	< 0.01	< 0.01	< 0.01	< 0.01	< 0.01	< 0.01	< 0.01
Cyanide	mg/L	< 0.01	< 0.01	< 0.01	< 0.01	< 0.01	< 0.01	< 0.01	< 0.01
Lead	mg/L	< 0.01	< 0.01	< 0.01	< 0.01	< 0.01	< 0.01	< 0.01	< 0.01
Mercury	mg/L	< 0.0002	< 0.0002	< 0.0002	< 0.0002	< 0.0002	< 0.0002	< 0.0002	< 0.0002
Nickel	mg/L	< 0.02	< 0.02	< 0.02	< 0.02	< 0.02	< 0.02	< 0.02	< 0.02
Selenium	mg/L	< 0.02	< 0.02	< 0.02	< 0.02	< 0.02	< 0.02	< 0.02	< 0.02
Thallium	mg/L	< 0.002	< 0.002	< 0.002	< 0.002	< 0.002	< 0.002	< 0.002	< 0.002
Vanadium	mg/L	< 0.01	< 0.01	< 0.01	< 0.01	< 0.01	< 0.01	< 0.01	< 0.01
Zinc	mg/L	< 0.02	< 0.02	< 0.02	< 0.02	< 0.02	< 0.02	< 0.02	**0.0419**

Notes:
ug/L = micrograms per liter
mg/L = milligrams per liter

Prepared by/date: RJB 3/8/19
Checked by/date: RMB 3/11/19

Data Qualifier Defintions:
< = Not detected at or above the reported detection limit
J = Detected, estimated due to QC criteria
BOLD = Exceeds the laboratory detection limit

Table 3-4
Groundwater Analytical Results for Saprolite Wells
Atlanta Gas Light Company
Former Manufactured Gas Plant Site
Augusta, Georgia

	Location ID:	MW-214	MW-306SAP	MW-310SAP	MW-311
	Sample Date:	1/24/2019	1/22/2019	1/23/2019	1/24/2019
	Sample Type:	Sample	Sample	Sample	Sample
	Units				
Field Parameters:					
Specific Conductance	ms/cm	0.300	1.470	0.413	0.279
Dissolved Oxygen	mg/L	0.87	5.79	0.73	1.92
Oxidation Reduction Potential	mV	-76.4	15.1	107.1	-32.5
pH	pH units	7.17	6.44	5.84	6.71
Temperature	deg C	19.4	18.2	20.05	17.64
Turbidity	NTU	2.91	5.7	0.32	6.29
VOCs:					
Acetone	ug/L	< 50	< 50	< 50	< 50
Benzene	ug/L	< 5.0	< 5.0	< 5.0	**130**
Carbon disulfide	ug/L	< 5.0	< 5.0	< 5.0	< 5.0
Ethylbenzene	ug/L	< 5.0	< 5.0	< 5.0	**20**
Methylene chloride	ug/L	< 5.0	< 5.0	< 5.0	< 5.0
Toluene	ug/L	< 5.0	< 5.0	< 5.0	< 5.0
Trichloroethene (TCE)	ug/L	< 5.0	< 5.0	< 5.0	< 5.0
Xylenes, Total	ug/L	< 5.0	< 5.0	< 5.0	< 5.0
SVOCs:					
Acenaphthene	ug/L	< 0.5	< 0.5	< 0.5	**3.1**
Acenaphthylene	ug/L	< 1.0	< 1.0	< 1.0	< 1.0
Anthracene	ug/L	< 0.05	< 0.05	< 0.05	**0.086**
Benzo(a)anthracene	ug/L	< 0.05	< 0.05	< 0.05	< 0.05
Benzo(a)pyrene	ug/L	< 0.05	< 0.05	< 0.05	< 0.05
Benzo(b)fluoranthene	ug/L	< 0.1	< 0.1	< 0.1	< 0.1
Benzo(g,h,i)perylene	ug/L	< 0.1	< 0.1	< 0.1	< 0.1
Benzo(k)fluoranthene	ug/L	< 0.05	< 0.05	< 0.05	< 0.05
Chrysene	ug/L	< 0.05	< 0.05	< 0.05	< 0.05
Dibenzo(a,h)anthracene	ug/L	< 0.1	< 0.1	< 0.1	< 0.1
Fluoranthene	ug/L	< 0.1	< 0.1	< 0.1	< 0.1
Fluorene	ug/L	< 0.1	< 0.1	< 0.1	**0.67**
Indeno(1,2,3-cd)pyrene	ug/L	< 0.05	< 0.05	< 0.05	< 0.05
Naphthalene	ug/L	< 0.5	< 0.5	< 0.5	< 0.5
Phenanthrene	ug/L	< 0.05	< 0.05	< 0.05	**0.098**
Pyrene	ug/L	< 0.05	**0.058**	**0.07**	< 0.05
Inorganics:					
Antimony	mg/L	< 0.006	< 0.006	< 0.006	< 0.006
Arsenic	mg/L	< 0.05	< 0.05	< 0.05	< 0.05
Barium	mg/L	**0.388**	**0.773**	**0.0805**	**0.0572**
Beryllium	mg/L	< 0.004	< 0.004	< 0.004	< 0.004
Cadmium	mg/L	< 0.005	< 0.005	< 0.005	**0.0236**
Chromium	mg/L	< 0.01	< 0.01	< 0.01	< 0.01
Copper	mg/L	< 0.01	< 0.01	< 0.01	< 0.01
Cyanide	mg/L	< 0.01	< 0.01	< 0.01	< 0.01
Lead	mg/L	< 0.01	< 0.01	< 0.01	< 0.01
Mercury	mg/L	< 0.0002	< 0.0002	< 0.0002	< 0.0002
Nickel	mg/L	< 0.02	**0.585**	**0.544**	**0.0348**
Selenium	mg/L	< 0.02	< 0.02	< 0.02	< 0.02
Thallium	mg/L	< 0.002	< 0.002	< 0.002	< 0.002
Vanadium	mg/L	< 0.01	< 0.01	< 0.01	< 0.01
Zinc	mg/L	< 0.02	< 0.02	< 0.02	**0.121**

Notes:
ug/L = micrograms per liter
mg/L = milligrams per liter

Prepared by/date: RJB 3/8/19
Checked by/date: RMB 3/11/19

Data Qualifier Defintions:
< = Not detected at or above the reported detection limit
BOLD = Exceeds the laboratory detection limit

Table 3-5
Groundwater Analytical Results for Transition Zone Wells
Atlanta Gas Light Company
Former Manufactured Gas Plant Site
Augusta, Georgia

	Location ID:	MW-306TZ
	Sample Date:	1/22/2019
	Sample Type:	Sample
	Units	
Field Parameters:		
Specific Conductance	ms/cm	0.752
Dissolved Oxygen	mg/l	0.69
Oxidation Reduction Potential	mV	-78.5
pH	pH units	6.97
Temperature	deg C	20.25
Turbidity	NTU	0.62
VOCs:		
Acetone	ug/l	< 50
Benzene	ug/l	< 5.0
Carbon disulfide	ug/l	< 5.0
Ethylbenzene	ug/l	< 5.0
Methylene chloride	ug/l	< 5.0
Toluene	ug/l	< 5.0
Trichloroethene (TCE)	ug/l	< 5.0
Xylenes, Total	ug/l	**13**
SVOCs:		
Acenaphthene	ug/l	< 50
Acenaphthylene	ug/l	< 1.0
Anthracene	ug/l	**0.28**
Benzo(a)anthracene	ug/l	< 0.05
Benzo(a)pyrene	ug/l	< 0.05
Benzo(b)fluoranthene	ug/l	< 0.1
Benzo(g,h,i)perylene	ug/l	< 0.1
Benzo(k)fluoranthene	ug/l	< 0.05
Chrysene	ug/l	< 0.05
Dibenzo(a,h)anthracene	ug/l	< 0.1
Fluoranthene	ug/l	**0.14**
Fluorene	ug/l	**2.5**
Indeno(1,2,3-cd)pyrene	ug/l	< 0.05
Naphthalene	ug/l	**370**
Phenanthrene	ug/l	**1.4**
Pyrene	ug/l	**0.15**
Inorganics:		
Antimony	mg/l	< 0.006
Arsenic	mg/l	< 0.05
Barium	mg/l	**0.742**
Beryllium	mg/l	< 0.004
Cadmium	mg/l	< 0.005
Chromium	mg/l	< 0.01
Copper	mg/l	< 0.01
Cyanide	mg/l	< 0.01
Lead	mg/l	< 0.01
Mercury	mg/l	< 0.0002
Nickel	mg/l	< 0.02
Selenium	mg/l	< 0.02
Thallium	mg/l	< 0.002
Vanadium	mg/l	< 0.01
Zinc	mg/l	< 0.02

Notes:
ug/L = micrograms per liter
mg/L = milligrams per liter

Prepared by/date: RJB 3/8/19
Checked by/date: RMB 3/11/19

Data Qualifier Defintions:
< = Not detected at or above the reported detection limit
BOLD = Exceeds the laboratory detection limit

Table 3-6
Groundwater Analytical Results for Bedrock Wells
Atlanta Gas Light Company
Former Manufactured Gas Plant Site
Augusta, Georgia

	Location ID:	MW-306BR	MW-306BR	MW-309BR	MW-310BR	MW-313	MW-315	MW-318	MW-319
	Sample Date:	1/23/2019	1/23/2019	1/23/2019	1/23/2019	1/25/2019	1/24/2019	1/24/2019	1/25/2019
	Sample Type:	Sample	Duplicate	Sample	Sample	Sample	Sample	Sample	Sample
	Units								
Field Parameters:									
Specific Conductance	ms/cm	0.582	0.582	0.317	0.628	0.337	0.570	0.693	0.095
Dissolved Oxygen	mg/L	0.78	0.78	0.63	0.71	0.66	0.35	0.45	0.77
Oxidation Reduction Potential	mV	-108.6	-108.6	-130.8	77.2	-66.1	-57.6	-89.7	110.7
pH	pH units	7.41	7.41	8.21	6.93	7.88	6.72	6.89	7.83
Temperature	deg C	19.3	19.3	20.03	20.04	20.52	21.56	20.99	19.31
Turbidity	NTU	2.3	2.3	0.48	3.79	2.45	0.55	0.58	3.21
VOCs:									
Acetone	ug/L	< 50	< 50	< 50	< 50	< 50	< 50	< 50	< 50
Benzene	ug/L	< 5.0	< 5.0	< 5.0	< 5.0	< 5.0	< 5.0	< 5.0	< 5.0
Carbon disulfide	ug/L	< 5.0	< 5.0	< 5.0	< 5.0	< 5.0	< 5.0	< 5.0	< 5.0
Ethylbenzene	ug/L	< 5.0	< 5.0	< 5.0	< 5.0	< 5.0	< 5.0	< 5.0	< 5.0
Methylene chloride	ug/L	< 5.0	< 5.0	< 5.0	< 5.0	< 5.0	< 5.0	< 5.0	< 5.0
Toluene	ug/L	< 5.0	< 5.0	< 5.0	< 5.0	< 5.0	< 5.0	< 5.0	< 5.0
Trichloroethene (TCE)	ug/L	< 5.0	< 5.0	< 5.0	< 5.0	< 5.0	< 5.0	< 5.0	< 5.0
Xylenes, Total	ug/L	< 5.0	< 5.0	< 5.0	< 5.0	< 5.0	< 5.0	< 5.0	< 5.0
SVOCs:									
Acenaphthene	ug/L	< 50	< 50	< 0.5	< 0.5	< 0.5	**2.1**	< 50	< 0.5
Acenaphthylene	ug/L	< 1.0	< 1.0	< 1.0	< 1.0	< 1.0	< 1.0	< 1.0	< 1.0
Anthracene	ug/L	**0.3**	**0.34**	< 0.05	**0.091**	< 0.05	< 0.05	**0.51**	< 0.05
Benzo(a)anthracene	ug/L	< 0.05	**0.08**	< 0.05	< 0.05	< 0.05	< 0.05	< 0.05	< 0.05
Benzo(a)pyrene	ug/L	< 0.05	**0.062**	< 0.05	< 0.05	< 0.05	< 0.05	< 0.05	< 0.05
Benzo(b)fluoranthene	ug/L	< 0.1	< 0.1	< 0.1	< 0.1	< 0.1	< 0.1	< 0.1	< 0.1
Benzo(g,h,i)perylene	ug/L	< 0.1	< 0.1	< 0.1	< 0.1	< 0.1	< 0.1	< 0.1	< 0.1
Benzo(k)fluoranthene	ug/L	< 0.05	**0.073**	< 0.05	< 0.05	< 0.05	< 0.05	< 0.05	< 0.05
Chrysene	ug/L	< 0.05	**0.077**	< 0.05	< 0.05	< 0.05	< 0.05	< 0.05	< 0.05
Dibenzo(a,h)anthracene	ug/L	< 0.1	< 0.1	< 0.1	< 0.1	< 0.1	< 0.1	< 0.1	< 0.1
Fluoranthene	ug/L	< 0.1	**0.16**	< 0.1	< 0.1	< 0.1	< 0.1	**0.26**	< 0.1
Fluorene	ug/L	**2.7**	**2.9**	< 0.1	< 0.1	< 0.1	< 0.1	**3.9**	< 0.1
Indeno(1,2,3-cd)pyrene	ug/L	**0.058**	**0.063**	< 0.05	< 0.05	< 0.05	< 0.05	< 0.05	< 0.05
Naphthalene	ug/L	**360**	**360**	< 0.5	**1.2**	< 0.5	< 0.5	**3.7**	**1.0**
Phenanthrene	ug/L	**1.4**	**1.7**	< 0.05	< 0.05	< 0.05	< 0.05	**2.2**	< 0.05
Pyrene	ug/L	**0.22**	**0.19**	< 0.05	< 0.05	< 0.05	**0.067**	**0.31**	< 0.05
Inorganics:									
Antimony	mg/L	< 0.006	< 0.006	< 0.006	< 0.006	< 0.006	< 0.006	< 0.006	< 0.006
Arsenic	mg/L	< 0.05	< 0.05	< 0.05	< 0.05	< 0.05	< 0.05	< 0.05	< 0.05
Barium	mg/L	**0.526**	**0.532**	**0.423**	**0.246**	**0.217**	**0.396**	**0.561**	**0.0306**
Beryllium	mg/L	< 0.004	< 0.004	< 0.004	< 0.004	< 0.004	< 0.004	< 0.004	< 0.004
Cadmium	mg/L	< 0.005	< 0.005	< 0.005	< 0.005	< 0.005	< 0.005	< 0.005	< 0.005
Chromium	mg/L	< 0.01	< 0.01	< 0.01	< 0.01	< 0.01	< 0.01	< 0.01	< 0.01
Copper	mg/L	< 0.01	< 0.01	**0.0123**	< 0.01	< 0.01	< 0.01	< 0.01	< 0.01
Cyanide	mg/L	< 0.01	< 0.01	< 0.01	< 0.01	< 0.01	< 0.01	< 0.01	< 0.01
Lead	mg/L	< 0.01	< 0.01	< 0.01	< 0.01	< 0.01	< 0.01	< 0.01	< 0.01
Mercury	mg/L	< 0.0002	< 0.0002	< 0.0002	< 0.0002	< 0.0002	< 0.0002	< 0.0002	< 0.0002
Nickel	mg/L	< 0.02	< 0.02	< 0.02	< 0.02	< 0.02	< 0.02	< 0.02	< 0.02
Selenium	mg/L	< 0.02	< 0.02	< 0.02	< 0.02	< 0.02	< 0.02	< 0.02	< 0.02
Thallium	mg/L	< 0.002	< 0.002	< 0.002	< 0.002	< 0.002	< 0.002	< 0.002	< 0.002
Vanadium	mg/L	< 0.01	< 0.01	< 0.01	< 0.01	< 0.01	< 0.01	< 0.01	< 0.01
Zinc	mg/L	< 0.02	< 0.02	< 0.02	< 0.02	< 0.02	< 0.02	< 0.02	< 0.02

Notes:
ug/L = micrograms per liter
mg/L = milligrams per liter

Data Qualifier Defintions:
< = Not detected at or above the reported detection limit
J = Detected, estimated due to QC criteria
UJ - Analyte not detected, estimated due to QC criteria
BOLD = Exceeds the laboratory detection limit

Table 3-6
Groundwater Analytical Results for Bedrock Wells
Atlanta Gas Light Company
Former Manufactured Gas Plant Site
Augusta, Georgia

	Location ID:	MW-320	MW-325	MW-500BR	MW-507BR	MW-508BR	MW-513BR
	Sample Date:	1/24/2019	1/24/2019	1/23/2019	1/22/2019	1/24/2019	1/23/2019
	Sample Type:	Sample	Sample	Sample	Sample	Sample	Sample
	Units						
Field Parameters:							
Specific Conductance	ms/cm	0.116	0.222	0.164	0.821	0.988	0.621
Dissolved Oxygen	mg/L	5.25	0.34	0.29	0.2	1.28	0.54
Oxidation Reduction Potential	mV	-10.4	-13.8	95.7	-179.6	-155.8	-44.5
pH	pH units	10.18	7.97	8.49	8.84	11.97	6.68
Temperature	deg C	21.54	21.83	20.37	19.1	19.36	23.52
Turbidity	NTU	0.68	9.11	3.12	318	0.68	2.96
VOCs:							
Acetone	ug/L	< 50	< 50	< 50	< 50	< 50	< 50
Benzene	ug/L	< 5.0	< 5.0	**5400**	< 5.0	< 5.0	< 5.0
Carbon disulfide	ug/L	< 5.0	< 5.0	< 5.0	< 5.0	< 5.0	< 5.0
Ethylbenzene	ug/L	< 5.0	< 5.0	**570**	< 5.0	< 5.0	< 5.0
Methylene chloride	ug/L	< 5.0	< 5.0	< 5.0	< 5.0	< 5.0	< 5.0
Toluene	ug/L	< 5.0	< 5.0	< 5.0	< 5.0	< 5.0	< 5.0
Trichloroethene (TCE)	ug/L	< 5.0	< 5.0	< 5.0	< 5.0	< 5.0	< 5.0
Xylenes, Total	ug/L	< 5.0	< 5.0	**200**	< 5.0	< 5.0	< 5.0
SVOCs:							
Acenaphthene	ug/L	< 0.5	< 0.5	< 50	< 0.5	< 0.5	**6.7**
Acenaphthylene	ug/L	< 1.0	< 1.0	< 1.0	< 1.0	< 1.0	< 1.0
Anthracene	ug/L	< 0.05	< 0.05	**0.74**	< 0.05	< 0.05	< 0.05
Benzo(a)anthracene	ug/L	< 0.05	< 0.05	< 0.05	< 0.05	< 0.05	< 0.05
Benzo(a)pyrene	ug/L	< 0.05	< 0.05	< 0.05	< 0.05	< 0.05	< 0.05
Benzo(b)fluoranthene	ug/L	< 0.1	< 0.1	< 0.1	< 0.1	< 0.1	< 0.1
Benzo(g,h,i)perylene	ug/L	< 0.1 UJ	< 0.1	< 0.1	< 0.1	< 0.1	< 0.1
Benzo(k)fluoranthene	ug/L	< 0.05	< 0.05	< 0.05	< 0.05	< 0.05	< 0.05
Chrysene	ug/L	< 0.05	< 0.05	< 0.05	< 0.05	< 0.05	< 0.05
Dibenzo(a,h)anthracene	ug/L	< 0.1	< 0.1	< 0.1	< 0.1	< 0.1	< 0.1
Fluoranthene	ug/L	< 0.1	< 0.1	**0.2**	< 0.1	< 0.1	< 0.1
Fluorene	ug/L	< 0.1	< 0.1	**8.0**	< 0.1	< 0.1	< 0.1
Indeno(1,2,3-cd)pyrene	ug/L	< 0.05 UJ	< 0.05	< 0.05	< 0.05	< 0.05	< 0.05
Naphthalene	ug/L	< 0.5	< 0.5	**1200**	< 0.5	< 0.5	< 0.5
Phenanthrene	ug/L	< 0.05	< 0.05	**5.9**	< 0.05	< 0.05	< 0.05
Pyrene	ug/L	< 0.05	< 0.05	**0.23**	< 0.05	< 0.05	**0.13**
Inorganics:							
Antimony	mg/L	< 0.006	< 0.006	< 0.006	< 0.006	< 0.006	< 0.006
Arsenic	mg/L	< 0.05	< 0.05	< 0.05	< 0.05	< 0.05	< 0.05
Barium	mg/L	**0.0166**	**0.102**	**0.252**	**0.321 J**	**0.295**	**0.504**
Beryllium	mg/L	< 0.004	< 0.004	< 0.004	**0.00719 J**	< 0.004	< 0.004
Cadmium	mg/L	< 0.005	< 0.005	**0.0151**	< 0.005	< 0.005	< 0.005
Chromium	mg/L	< 0.01	< 0.01	< 0.01	**0.0242 J**	< 0.01	< 0.01
Copper	mg/L	< 0.01	< 0.01	< 0.01	**0.0128 J**	< 0.01	< 0.01
Cyanide	mg/L	< 0.01	< 0.01	< 0.01	< 0.01	< 0.01	< 0.01
Lead	mg/L	< 0.01	< 0.01	< 0.01	**0.0664 J**	< 0.01	< 0.01
Mercury	mg/L	< 0.0002	< 0.0002	< 0.0002	< 0.0002	< 0.0002	< 0.0002
Nickel	mg/L	< 0.02	< 0.02	< 0.02	< 0.02	< 0.02	< 0.02
Selenium	mg/L	< 0.02	< 0.02	< 0.02	< 0.02	< 0.02	< 0.02
Thallium	mg/L	< 0.002	< 0.002	< 0.002	< 0.002	< 0.002	< 0.002
Vanadium	mg/L	< 0.01	< 0.01	< 0.01	**0.0253 J**	**0.013**	< 0.01
Zinc	mg/L	< 0.02	< 0.02	**0.0959**	**0.219**	< 0.02	< 0.02

Notes:
ug/L = micrograms per liter
mg/L = milligrams per liter

Prepared by/date: RJB 3/8/19
Checked by/date: RMB 3/11/19

Data Qualifier Defintions:
< = Not detected at or above the reported detection limit
J = Detected, estimated due to QC criteria
UJ - Analyte not detected, estimated due to QC criteria
BOLD = Exceeds the laboratory detection limit

Table 3-7
Detections in the Alluvium Wells
January 2019 Montoring Event
Atlanta Gas Light Company
Former Manufactured Gas Plant Site
Augusta, Georgia

Parameter	Number of Wells Sampled	Number of Detections	Range of Detected Concentrations
Inorganics (mg/L)			
Antimony	4	0	--
Arsenic	4	0	--
Barium	4	4	0.0119 - 0.516
Beryllium	4	0	--
Cadmium	4	1	0.0079
Chromium	4	0	--
Copper	4	0	--
Cyanide	4	0	--
Lead	4	0	--
Mercury	4	0	--
Nickel	4	0	--
Selenium	4	0	--
Thallium	4	0	--
Vanadium	4	0	--
Zinc	4	0	--
Semi Volatile Organic Compounds (ug/L)			
Acenaphthene	4	0	--
Acenaphthylene	4	0	--
Anthracene	4	0	--
Benzo(a)anthracene	4	0	--
Benzo(a)pyrene	4	0	--
Benzo(b)fluoranthene	4	0	--
Benzo(g,h,i)perylene	4	0	--
Benzo(k)fluoranthene	4	0	--
Chrysene	4	0	--
Dibenzo(a,h)anthracene	4	0	--
Fluoranthene	4	0	--
Fluorene	4	0	--
Indeno(1,2,3-cd)pyrene	4	0	--
Naphthalene	4	0	--
Phenanthrene	4	0	--
Pyrene	4	0	--
Volatile Organic Compounds (ug/L)			
Acetone	4	0	--
Benzene	4	0	--
Carbon disulfide	4	0	--
Ethylbenzene	4	0	--
Methylene chloride	4	0	--
Toluene	4	0	--
Trichloroethylene	4	0	--
Xylenes, Total	4	0	--

Notes:
mg/L - milligrams per liter
ug/L - micrograms per liter

Prepared by/date: RMB 3/9/19
Checked by/date: RJB 3/11/19

Table 3-8
Detections in the Galliard Formation Wells
January 2019 Montoring Event
Atlanta Gas Light Company
Former Manufactured Gas Plant Site
Augusta, Georgia

Parameter	Number of Wells Sampled	Number of Detections	Range of Detected Concentrations
Inorganics (mg/L)			
Antimony	14	0	--
Arsenic	14	0	--
Barium	14	14	0.0374 - 0.507
Beryllium	14	0	--
Cadmium	14	0	--
Chromium	14	0	--
Copper	14	0	--
Cyanide	14	0	--
Lead	14	0	--
Mercury	14	0	--
Nickel	14	1	0.0352
Selenium	14	0	--
Thallium	14	0	--
Vanadium	14	0	--
Zinc	14	2	0.0419 - 0.0962
Semi Volatile Organic Compounds (ug/L)			
Acenaphthene	14	4	1.5 - 150
Acenaphthylene	14	2	1.1 - 5.5
Anthracene	14	7	0.081 - 2.4
Benzo(a)anthracene	14	1	0.075
Benzo(a)pyrene	14	0	--
Benzo(b)fluoranthene	14	0	--
Benzo(g,h,i)perylene	14	0	--
Benzo(k)fluoranthene	14	0	--
Chrysene	14	0	--
Dibenzo(a,h)anthracene	14	0	--
Fluoranthene	14	5	0.18 - 0.41
Fluorene	14	6	0.33 - 29
Indeno(1,2,3-cd)pyrene	14	0	--
Naphthalene	14	2	2.3 - 7900
Phenanthrene	14	4	0.66 - 21
Pyrene	14	8	0.05 - 2.4
Volatile Organic Compounds (ug/L)			
Acetone	14	0	--
Benzene	14	2	360 - 8700
Carbon disulfide	14	0	--
Ethylbenzene	14	1	2000
Methylene chloride	14	0	--
Toluene	14	1	390
Trichloroethylene	14	1	24
Xylenes, Total	14	1	1500

Notes:
mg/L - milligrams per liter
ug/L - micrograms per liter

Prepared by/date: RMB 3/9/19
Checked by/date: RJB 3/11/19

Table 3-9
Detections in the Saprolite Wells
January 2019 Montoring Event
Atlanta Gas Light Company
Former Manufactured Gas Plant Site
Augusta, Georgia

Parameter	Number of Wells Sampled	Number of Detections	Range of Detected Concentrations
Inorganics (mg/L)			
Antimony	4	0	--
Arsenic	4	0	--
Barium	4	4	0.0572 - 0.773
Beryllium	4	0	--
Cadmium	4	1	0.0236
Chromium	4	0	--
Copper	4	0	--
Cyanide	4	0	--
Lead	4	0	--
Mercury	4	0	--
Nickel	4	3	0.0348 - 0.585
Selenium	4	0	--
Thallium	4	0	--
Vanadium	4	0	--
Zinc	4	1	0.121
Semi Volatile Organic Compounds (ug/L)			
Acenaphthene	4	1	3.1
Acenaphthylene	4	0	--
Anthracene	4	1	0.086
Benzo(a)anthracene	4	0	--
Benzo(a)pyrene	4	0	--
Benzo(b)fluoranthene	4	0	--
Benzo(g,h,i)perylene	4	0	--
Benzo(k)fluoranthene	4	0	--
Chrysene	4	0	--
Dibenzo(a,h)anthracene	4	0	--
Fluoranthene	4	0	--
Fluorene	4	1	0.67
Indeno(1,2,3-cd)pyrene	4	0	--
Naphthalene	4	0	--
Phenanthrene	4	1	0.098
Pyrene	4	2	0.058 - 0.07
Volatile Organic Compounds (ug/L)			
Acetone	4	0	--
Benzene	4	1	130
Carbon disulfide	4	0	--
Ethylbenzene	4	1	20
Methylene chloride	4	0	--
Toluene	4	0	--
Trichloroethylene	4	0	--
Xylenes, Total	4	0	--

Notes:
mg/L - milligrams per liter
ug/L - micrograms per liter

Prepared by/date: RMB 3/9/19
Checked by/date: RJB 3/11/19

Table 3-10
Detections in the Transition Zone Wells
January 2019 Montoring Event
Atlanta Gas Light Company
Former Manufactured Gas Plant Site
Augusta, Georgia

Parameter	Number of Wells Sampled	Number of Detections	Range of Detected Concentrations
Inorganics (mg/L)			
Antimony	1	0	--
Arsenic	1	0	--
Barium	1	1	0.742
Beryllium	1	0	--
Cadmium	1	0	--
Chromium	1	0	--
Copper	1	0	--
Cyanide	1	0	--
Lead	1	0	--
Mercury	1	0	--
Nickel	1	0	--
Selenium	1	0	--
Thallium	1	0	--
Vanadium	1	0	--
Zinc	1	0	--
Semi Volatile Organic Compounds (ug/L)			
Acenaphthene	1	0	--
Acenaphthylene	1	0	--
Anthracene	1	1	0.28
Benzo(a)anthracene	1	0	--
Benzo(a)pyrene	1	0	--
Benzo(b)fluoranthene	1	0	--
Benzo(g,h,i)perylene	1	0	--
Benzo(k)fluoranthene	1	0	--
Chrysene	1	0	--
Dibenzo(a,h)anthracene	1	0	--
Fluoranthene	1	1	0.14
Fluorene	1	1	2.5
Indeno(1,2,3-cd)pyrene	1	0	--
Naphthalene	1	1	370
Phenanthrene	1	1	1.4
Pyrene	1	1	0.15
Volatile Organic Compounds (ug/L)			
Acetone	1	0	--
Benzene	1	0	--
Carbon disulfide	1	0	--
Ethylbenzene	1	0	--
Methylene chloride	1	0	--
Toluene	1	0	--
Trichloroethylene	1	0	--
Xylenes, Total	1	1	13

Notes:
mg/L - milligrams per liter
ug/L - micrograms per liter

Prepared by/date: RMB 3/9/19
Checked by/date: RJB 3/11/19

Table 3-11
Detections in the Bedrock Wells
January 2019 Montoring Event
Atlanta Gas Light Company
Former Manufactured Gas Plant Site
Augusta, Georgia

Parameter	Number of Wells Sampled	Number of Detections	Range of Detected Concentrations
Inorganics (mg/L)			
Antimony	13	0	--
Arsenic	13	0	--
Barium	13	13	0.0166 - 0.561
Beryllium	13	1	0.00719
Cadmium	13	1	0.0151
Chromium	13	1	0.0242
Copper	13	2	0.0123 - 0.0128
Cyanide	13	0	--
Lead	13	1	0.0664
Mercury	13	0	--
Nickel	13	0	--
Selenium	13	0	--
Thallium	13	0	--
Vanadium	13	2	0.013 - 0.0253
Zinc	13	2	0.0959 - 0.219
Semi Volatile Organic Compounds (ug/L)			
Acenaphthene	13	2	2.1 - 6.7
Acenaphthylene	13	0	--
Anthracene	13	4	0.091 - 0.74
Benzo(a)anthracene	13	1	0.08
Benzo(a)pyrene	13	1	0.062
Benzo(b)fluoranthene	13	0	--
Benzo(g,h,i)perylene	13	0	--
Benzo(k)fluoranthene	13	1	0.073
Chrysene	13	1	0.077
Dibenzo(a,h)anthracene	13	0	--
Fluoranthene	13	3	0.16 - 0.26
Fluorene	13	3	2.7 - 8.0
Indeno(1,2,3-cd)pyrene	13	1	0.063
Naphthalene	13	5	1.0 - 1200
Phenanthrene	13	3	1.4 - 5.9
Pyrene	13	5	0.067 - 0.31
Volatile Organic Compounds (ug/L)			
Acetone	13	0	--
Benzene	13	1	5400
Carbon disulfide	13	0	--
Ethylbenzene	13	1	570
Methylene chloride	13	0	--
Toluene	13	0	--
Trichloroethylene	13	0	--
Xylenes, Total	13	1	200

Notes:
mg/L - milligrams per liter
ug/L - micrograms per liter

Prepared by/date: RMB 3/9/19
Checked by/date: RJB 3/11/19

Figures

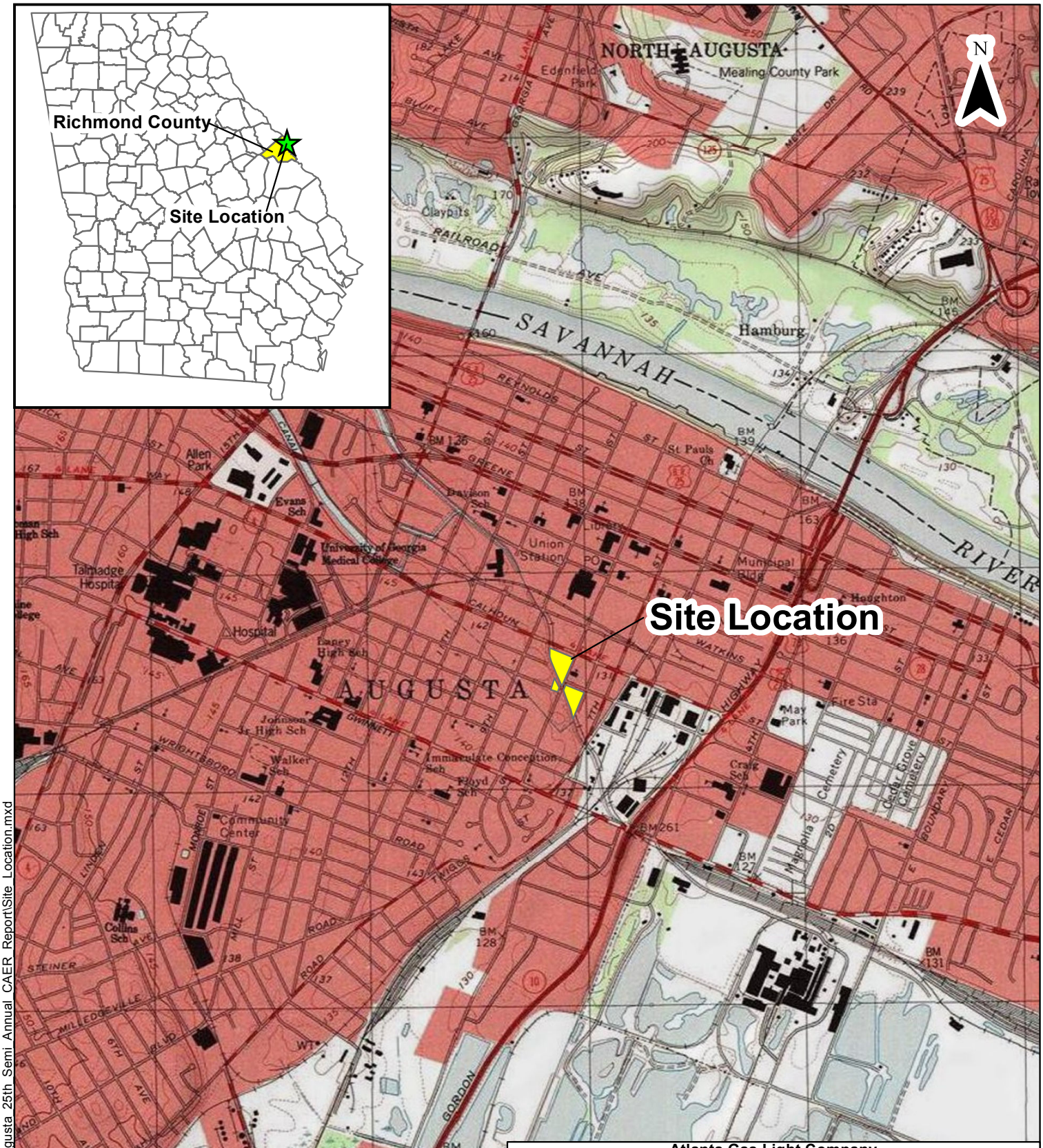

Document Path: G:\AGL_Augusta\mxds\Augusta_25th_Semi_Annual_CAER_Report\Site_Location.mxd

Atlanta Gas Light Company
Former Manufactured Gas Plant
25th Semiannual Corrective Action Effectiveness Report - January 2019 Groundwater Monitoring Event
Augusta, Richmond County, Georgia

Site Location Map

Prepared by/Date	RD - 3/6/2019
Checked By-Date	JMQ 3/6/2019
Project Number:	6122150235

wood.

Figure:
1-1

Legend

- Abandoned Depth-Discrete Sampling Port
- Abandoned Monitoring Well (August/September 2015)
- Abandoned Recovery Well (August/September 2015)
- Abandoned Monitoring Well (October 2017)
- Abandoned Recovery Well (October 2017)
- Monitoring Well - Bedrock (Destroyed)
- Monitoring Well - Alluvium
- Monitoring Well - Bedrock
- Monitoring Well - Galliard
- Monitoring Well - Saprolite
- Recovery Well - Bedrock
- Depth-Discrete Sampling Port - Alluvium
- Depth-Discrete Sampling Port - Galliard
- Depth-Discrete Sampling Port - Saprolite
- Depth-Discrete Sampling Port - Transition Zone
- Site Parcel
- ISCO (In Situ Chemical Oxidation) Area
- ISS (In-Situ Solidification) Area

N

MW-319
MW-408S
MW-408DR
MW-320
MW-318
MW-317
MW-315
MW-607
MW-513BR
MW-325
MW-603
MW-603SAP
9th Street
Fenwick Street
MW-501S
MW-404DR
MW-306SAP
MW-306BR
MW-306S
MW-306D
MW-306TZ
MW-502D
MW-512BR
MW-600
MW-511BR
8th Street
MW-503BR
MW-504BR
MW-323
MW-324
MW-321
MW-316
MW-307D
MW-307SAP
MW-307TZ
MW-307BR
MW-322
MW-24
MW-21
MW-310D
MW-310TZ
MW-310SAP
MW-310BR
MW-402S
MW-402D
Northern Parcel
Walton Way
MW-510BR
MW-211
MW-202DR
MW-601
MW-313
MW-509BR
Block E
MW-308BR
MW-203
MW-205
MW-213
MW-214
MW-19
Western Parcel
D'Antignac Street
9th Street
MW-17
MW-604
MW-606
MW-401S
MW-401SAP
MW-401D
MW-605
MW-500BR
Taylor Street
MW-22
MW-311
MW-12
King Street
MW-25
Southern Parcel
MW-206
MW-508BR
MW-207
MW-506BR
MW-05
MW-309D
MW-309SAP
MW-309BR
MW-309TZ
MW-505D
MW-304
MW-303
8th Street
MW-507BR
MW-602

Notes:
Grayed wells were abandoned in August/September 2015 (to accomodate the Georgia Power substation expansion) or October 2017 (to facilitate corrective action).

Depth-Discrete Sampling Port may contain up to four tubes within its well casing that are screened at four different depth intervals (Alluvium = S, Galliard = D, Saprolite = SAP, Transition = TZ)

0 225 450 Feet

Atlanta Gas Light Company
Former Manufactured Gas Plant
25th Semiannual Corrective Action Effectiveness Report - January 2019 Groundwater Monitoring Event
Augusta, Richmond County, Georgia

Monitoring Well Locations

Prepared by/Date: RD - 3/6/2019	
Checked by/Date: JMQ - 3/6/2019	
Project Number: 6122150235	wood.

Figure: 2-1

Document Path: G:\AGL_Augusta\mxds\Augusta_25th_Semi_Annual_CAER_Report\Monitoring_Well_Locations.mxd



Atlanta Gas Light Company
Former Manufactured Gas Plant
25th Semiannual Corrective Action Effectiveness Report - January 2019 Groundwater Monitoring Event
Augusta, Richmond County, Georgia

Groundwater Elevation Map for the Alluvium
January 21-22, 2019

Prepared by/Date: RD - 3/6/2019	wood.	Figure: 3-1
Checked by/Date: JMQ - 3/6/2019		
Project Number: 6122150235		

Document Path: G:\AGL_Augusta\mxds\Augusta_25th_Semi_Annual_CAER_Report\GW_Alluvium.mxd

MW-408DR
125.15*

MW-607
124.94

MW-603
125.42

MW-404DR
126.61

MW-306D
125.97

MW-24
125.04

MW-21
122.32

MW-310D
125.74

MW-402D
125.34

MW-211
NM

MW-19
128.54

MW-203
NM

MW-22
125.86

MW-12
126.48

MW-25
125.63

MW-206
125.21

MW-207
127.81

MW-309D
125.24

MW-304
124.26

MW-303
124.90

MW-505D
124.51

MW-602
124.07

Northern Parcel

Western Parcel

Southern Parcel

Fenwick Street

Walton Way

Walton Way

D'Antignac Street

Taylor Street

Twiggs Street

9th Street

9th Street

8th Street

8th Street

King Street

7th Street

125

126

124

123

127

128

N

Legend

- Galliard Monitoring Well
- 123.66 Groundwater Elevation (Feet MSL)
- Groundwater Elevation Contour (feet MSL)
- Dashed where inferred
- Groundwater Flow Direction
- ISCO (In-Situ Chemical Oxidation) Area
- ISS (In-Situ Solidification) Area
- Site Parcel

Notes:

MW-306D, MW-309D and MW-310D are in Depth Discrete Sampling Port (DDSP) wells.

* - MW-408DR was not used for contouring

MSL - Mean Sea Level

NM - Not Measured

0 225 450 Feet

Atlanta Gas Light Company
Former Manufactured Gas Plant
25th Semiannual Corrective Action Effectiveness
Report - January 2019 Groundwater Monitoring Event
Augusta, Richmond County, Georgia

Groundwater Elevation Map for the Galliard
January 21-22, 2019

Prepared by/Date: RD - 3/6/2019	wood.	Figure: 3-2
Checked by/Date: JMQ - 3/6/2019		
Project Number: 6122150235		

Document Path: G:\AGL_Augusta\mxds\Augusta_25th_Semi_Annual_CAER_Report\GW_Galliard.mxd


N
MW-317
123.25
124
125
9th Street
Fenwick Street
MW-306SAP
125.98
8th Street
Walton Way
MW-310SAP
125.68
Northern
Parcel
Western
Parcel
D'Antignac Street
9th Street
Taylor Street
MW-214
124.45
MW-311
125.23
Southern
Parcel
King Street
7th Street
MW-309SAP
124.89
8th Street
Twiggs Street
Legend
Saprolite Monitoring Well
124.45 Groundwater Elevation (Feet MSL)
Groundwater Elevation Contour (feet MSL)
Dashed where inferred
Groundwater Flow Direction
ISCO (In-Situ Chemical Oxidation) Area
ISS (In-Situ Solidification) Area
Site Parcel
Notes:
MW-306SAP, MW-309SAP and MW-310SAP
are in Depth Discrete Sampling Port (DDSP) wells.
MSL - Mean Sea Level
0
225
450
Feet
Atlanta Gas Light Company
Former Manufactured Gas Plant
25th Semiannual Corrective Action Effectiveness
Report - January 2019 Groundwater Monitoring Event
Augusta, Richmond County, Georgia
Groundwater Elevation Map for the Saprolite
January 21-22, 2019
Prepared by/Date
JRM - 3/4/2019
Checked by/Date:
JMQ - 3/4/2019
Project Number:
6122150235
wood.
Figure:
3-3
Document Path: G:\AGL_Augusta\mxds\Augusta_25th_Semi_Annual_CAER_Report\GW_Saprolite.mxd

N

MW-319
125.01

MW-320
124.50

MW-318
124.62

MW-315
125.26

0.00323

MW-513BR
124.85

MW-325
122.53

9th Street

Fenwick Street

MW-306BR
125.13

MW-306TZ
125.24

Walton Way

8th Street

MW-310TZ
125.53

MW-310BR
125.16

Northern Parcel

MW-313
123.67

Walton Way

0.00153

D'Antignac Street

Western Parcel

9th Street

MW-500BR
125.18

Taylor Street

Southern Parcel

MW-508BR
124.69

King Street

MW-309BR
123.24

MW-309TZ
125.22

MW-507BR
125.07

8th Street

Legend

- Monitoring Well - Bedrock and Transition Zone
- 125.53 Groundwater Elevation (Feet MSL)
- 0.00153 Hydraulic Gradient
- Direction of Hydraulic Potential as Calculated by Three-Point Problems
- ISCO (In-Situ Chemical Oxidation) Area
- ISS (In-Situ Solidification) Area
- Parcels

Notes:

MW-306TZ, MW-309TZ and MW-310TZ are in Depth Discrete Sampling Port (DDSP) wells.

MSL - Mean Sea Level

0 225 450 Feet

Atlanta Gas Light Company
Former Manufactured Gas Plant
25th Semiannual Corrective Action Effectiveness Report - January 2019 Groundwater Monitoring Event
Augusta, Richmond County, Georgia

Hydraulic Potential for the Bedrock and Transition Wells - January 21-22, 2019

Prepared by/Date: JRM - 3/5/2019	wood.	Figure: 3-4
Checked by/Date: JMQ - 3/5/2019		
Project Number: 6122150235		

Document Path: G:\AGL_Augusta\mxds\Augusta_25th_Semi_Annual_CAER_Report\Hydraulic_Potential_BR_TZ.mxd

N

MW-408DR
<5.0
<50

MW-603
DNAPL/NS

MW-404DR
<5.0
<0.5

MW-306D
<5.0
<0.5

MW-21
<5.0
<0.5

MW-402D
<5.0
<0.5

MW-19
<5.0
<0.5

MW-22
<5.0
<0.5

MW-12
8700
7900 (DUP)

MW-206
<5.0
<0.5

MW-207
<5.0
<0.5

MW-505D
<5.0
2.3

MW-304
360
<50

MW-303
<5.0
<0.5

MW-602
<5.0
<0.5

Northern Parcel

Western Parcel

Southern Parcel

Fenwick Street

9th Street

Walton Way

8th Street

D'Antignac Street

Taylor Street

King Street

10000
1000
100
20
5

Legend

- Monitoring Well - Galliard
- Benzene Isoconcentration Contour (µg/L - Dashed Where Inferred)
- Naphthalene Isoconcentration Contour (µg/L - Dashed Where Inferred)
- Site Parcel
- ISCO (In Situ Chemical Oxidation) Area
- ISS (In-Situ Solidification) Area
- 8700 Benzene Concentration (µg/L)
- 7900 Naphthalene Concentration (µg/L)
- NS Not Sampled
- DNAPL Dense Non-Aqueous Phase Liquid Present
- (DUP) Duplicate Results

Notes:
MW-306D, MW-309D, and MW-310D are in Depth Discrete Sampling Port (DDSP) wells

0 225 450 Feet

Atlanta Gas Light Company
Former Manufactured Gas Plant
25th Semiannual Corrective Action Effectiveness Report - January 2019 Groundwater Monitoring Event
Augusta, Richmond County, Georgia

Benzene and Naphthalene Isoconcentration Map for the Galliard Formation - January 2019

Prepared by/Date: RD - 4/9/2019	Figure: 3-5
Checked by/Date: JMQ - 4/9/2019	wood.
Project Number: 6122150235	

Document Path: G:\AGL_Augusta\mxds\Augusta_25th_Semi_Annual_CAER_Report\Benz_Naphthalene_Galliard_updated_fig_number.mxd

N

MW-319
<5.0
1.0

MW-320
<5.0
<0.5

MW-318
<5.0
3.7

MW-315
<5.0
<0.5

MW-513BR
<5.0
<0.5

MW-325
<5.0
<0.5

Fenwick Street

9th Street

20

100

5

MW-306BR
<5.0
360

MW-306TZ
<5.0
370

Walton Way

100

8th Street

MW-310BR
<5.0
1.2

20

1000

1000

MW-313
<5.0
<0.5

Walton Way

9th Street

D'Antignac Street

MW-500BR
5400
1200

Taylor Street

MW-508BR
<5.0
<0.5

King Street

8th Street

MW-309BR
<5.0
<0.5

MW-507BR
<5.0
<0.5

Legend

- Monitoring Well - Bedrock and Transition Zone
- Benzene Isoconcentration Contour (µg/L)
- Naphthalene Isoconcentration Contour (µg/L)
- Site Parcel
- ISS (In-Situ Solidification) Area
- ISCO (In Situ Chemical Oxidation) Area
- 5400 Benzene Concentration (µg/L)
- 1200 Naphthalene Concentration (µg/L)
- NS Not Sampled
- (DUP) Duplicate Result

Notes:
MW-306TZ, MW-309TZ, and MW-310TZ are in Depth Discrete Sampling Port (DDSP) wells

MW-506BR was destroyed by the city

0 225 450 Feet

Atlanta Gas Light Company
Former Manufactured Gas Plant
25th Semiannual Corrective Action Effectiveness Report - January 2019 Groundwater Monitoring Event
Augusta, Richmond County, Georgia

Benzene and Naphthalene Isoconcentration Map for the Bedrock Formation and Transition Wells - January 2019

Prepared by/Date: RD - 4/9/2019	Figure: 3-6
Checked by/Date: JMQ - 4/9/2019	wood.
Project Number: 6122150235	

Document Path: G:\AGL_Augusta\mxds\Augusta_25th_Semi_Annual_CAER_Report\Benz_Napthalene_BR_and_TZ_updated_fig_number.mxd

APPENDIX A

GROUNDWATER SAMPLING LOG SHEETS

PROJECT NAME: AGL-Augusta, Augusta, GA

FIELD SAMPLING REPORT

Project Number: 6122-15-0235

Amec Foster Wheeler, E&I
1075 BIG SHANTY ROAD NW, SUITE 100 KENNESAW GA 30144
PHONE: (770) 421-3400 / FAX: (770) 421-3486

SAMPLING EVENT: __1ST QUARTER __2ND QUARTER __3RD QUARTER __4TH QUARTER
MONITORING WELL TYPE: ✓Standard __ Compliance __Background __Extraction A.S. 1/23/19
WELL ID: MW-05
WELL MATERIAL: PVC
SAMPLE METHOD: LOW FLOW/VOLUME
PUMP TYPE:
DUP./REP. OF: —

Top of Screened interval (btoc): ~10.0'
Screen length: 10.0'
Tubing/Pump Intake Depth 15.0' btoc
Arrived at: 13:45
Initial PID —
Bailing PID = —

Product In Well: (Yes) (No) _____ (ft)

WELL DIAMETER: 2.0"
DEPTH TO WATER: 4.49' btoc GRAB (x) COMPOSITE ( )
TOTAL DEPTH: 19.24' btoc
WATER COLUMN HEIGHT: 14.75'
PURGE VOLUME: 2.4gal (9.1L)
[0.04 x water column height (ft) x 3 (well volumes) for 1" wells]
[0.163 x water column height (ft) x 3 (well volumes) for 2" wells]
[0.653 x water column height (ft) x 3 (well volumes) for 4" wells]
[1.47 x water column height (ft) x 3 (well volumes) for 6" wells]

TIME	VOL. PURGED (gal) /L	Diss. Oxygen (+/- 10%) mg/L ✓	ORP (+/- 10 mV) ✓	pH (+/- 0.1 pH units) ✓	SPEC. COND. (ms/cm) [+/- 3%] 0.02 ✓	TEMP (°C)	TURB. (NTU) [<10 NTU] ✓	Pump Rate ml/min. (& pump setting)	New Water Level ✓
Initial: 14:14	0.03/0.12	8.01	804.6	5.60	0.739	20.36	20.5	225 (NA)	4.66
ISSUE WITH PH PROBE, STOP PURGING / READINGS; 14:20 RESUME									
14:23	0.33/1.25	3.95	-33.0	6.36	0.702	20.26	10.5	225 (NA)	4.65
14:28	0.63/2.38	2.52	-33.6	6.36	0.721	20.38	5.29	225 (NA)	4.63
14:33	0.92/3.5	1.48	-31.2	6.35	0.720	20.50	6.07	225 (NA)	4.66
14:38	1.22/4.63	1.34	-29.7	6.34	0.719	20.47	5.01	225 (NA)	4.66
14:43	1.52/5.76	1.37	-27.7	6.34	0.714	20.63	3.42	225 (NA)	4.67
PARAMETERS ARE STABLE, WELL CAN BE SAMPLED.									

A.S 1/23/19

NOTES: Small bubbles in sample; Slightly sweet odour.

SAMPLE DATE: 01/23/2019 SAMPLE ID: MW-05-0119
SAMPLE TIME: 14:50

CONTAINER SIZE/TYPE	NO.	PRESERVATIVE	ANALYTICAL METHOD	ANALYSIS
250 ml poly	1	HNO3	6020/ 7470A	Total Metals & Hg
40 ml vial	2	HCL	8260	VOC list
1 L Amber	2	None	8270C SIM	PAHs
500 ml poly	1	NaOH	9014	CN

GENERAL INFORMATION			
WEATHER:	SUNNY, 58°F		
SHIPPED VIA:	Delivered/Shipped to AES laboratory		
SHIPPED TO:	AES Laboratories, 3785 Presidential Parkway, Atlanta, GA 30340		
SAMPLER: A.SHOREDS		OBSERVER: NA	

PROJECT NAME: AGL-Augusta, Augusta, GA

FIELD SAMPLING REPORT

Project Number: 6122-15-0235

Amec Foster Wheeler, E&I
1075 BIG SHANTY ROAD NW, SUITE 100 KENNESAW GA 30144
PHONE: (770) 421-3400 / FAX: (770) 421-3486

SAMPLING EVENT: __1ST QUARTER __2ND QUARTER __3RD QUARTER __4TH QUARTER
MONITORING WELL TYPE: ✓Standard __ Compliance __Background __Extraction
WELL ID: MW-12
WELL MATERIAL: PVC
SAMPLE METHOD: LOW FLOW / VOLUME
PUMP TYPE: MASTERFLEX E/S PERISTALTIC
DUP./REP. OF: DUP-1-0119

Product In Well: Yes / No: _____ (ft)
WELL DIAMETER: 2.0"
DEPTH TO WATER: 4.93' btoc GRAB (x) COMPOSITE ( )
TOTAL DEPTH: 24.93' btoc
WATER COLUMN HEIGHT: 20.0'
PURGE VOLUME: 3.2 gal (12.3 L)

Top of Screened Interval (btoc): —
Screen length: 5.0'
Tubing/Pump Intake Depth 21.0' btoc
Arrived at: 12:08
Initial PID ~
Bailing PID = —

[0.04 x water column height (ft) x 3 (well volumes) for 1" wells]
[0.163 x water column height (ft) x 3 (well volumes) for 2" wells]
[0.653 x water column height (ft) x 3 (well volumes) for 4" wells]
[1.47 x water column height (ft) x 3 (well volumes) for 6" wells]

TIME	VOL. PURGED (gal) / L	mg/L ✓ Diss. Oxygen (+/- 10%)	✓ ORP (+/- 10 mV)	✓ pH (+/- 0.1 pH units)	0.01 ✓ SPEC. COND. (ms/cm) [+/- 3%]	TEMP (°C)	✓ TURB. (NTU) [<10 NTU]	Pump Rate ml/min. (& pump setting)	✓ New Water Level
Initial: 12:41	0.4 / 6.4	10.84	-91.9	6.84	0.281	18.38	1.31	200 (NA)	5.01
12:46	0.37 / 1.4	1.83	-83.3	6.74	0.279	18.99	1.37	200 (NA)	5.07
12:51	0.63 / 2.4	0.99	-77.7	6.70	0.272	19.30	0.05	200 (NA)	5.12
12:56	0.9 / 3.4	0.80	-78.7	6.65	0.267	19.50	0.02	200 (NA)	4.60 *
13:01	1.2 / 4.4	0.73	-76.3	6.63	0.269	19.54	0.07	200 (NA)	3.05
13:06	1.43 / 5.4	0.67	-75.3	6.58	0.272	19.38	0.11	200 (NA)	3.24
13:11	1.7 / 6.4	0.61	-74.9	6.57	0.267	19.67	0.09	200 (NA)	3.77
13:16	1.96 / 7.4	0.62	-76.5	6.58	0.267	19.75	0.06	200 (NA)	4.02
PARAMETERS ARE STABLE, WELL CAN BE SAMPLED									

NOTES: Strong H.C.L. odour; Small bubbles in water; White particles in water.
*Drastic drop of water level at 12:56 possibly related to ISS activities increase in ~120 ft north across Taylor St.

SAMPLE DATE: 01/24/2019 SAMPLE ID: MW-12-0119 & DUP-1-0119
SAMPLE TIME: 13:20

CONTAINER SIZE/TYPE	NO.	PRESERVATIVE	ANALYTICAL METHOD	ANALYSIS
250 ml poly	1	HNO3	6020/ 7470A	Total Metals & Hg
40 ml vial	2	HCL	8260	VOC list
1 L Amber	2	None	8270C SIM	PAHs
500 ml poly	1	NaOH	9014	CN

GENERAL INFORMATION			
WEATHER:	PARTLY CLOUDY, 55°F		
SHIPPED VIA:	Delivered/Shipped to AES laboratory		
SHIPPED TO:	AES Laboratories, 3785 Presidential Parkway, Atlanta, GA 30340		
SAMPLER: A. SHOREDITS		OBSERVER: NA	

PROJECT NAME: AGL-Augusta, Augusta, GA

FIELD SAMPLING REPORT

Project Number: 6122-15-0235

Amec Foster Wheeler, E&I
1075 BIG SHANTY ROAD NW, SUITE 100 KENNESAW GA 30144
PHONE: (770) 421-3400 / FAX: (770) 421-3486

SAMPLING EVENT: __1ST QUARTER __2ND QUARTER __3RD QUARTER __4TH QUARTER
MONITORING WELL TYPE: __Standard __ Compliance __Background __Extraction
WELL ID: MW-19 0119
WELL MATERIAL: ~~PVC~~ SS
SAMPLE METHOD: PERISTALTIC

DUP./REP. OF: DUP-03

Top of Screened interval (btoc): _____
Screen length: _____
Tubing/Pump Intake Depth 16'
Arrived at: _____
Initial PID _____
Bailing PID = _____

Product In Well: Yes / No: _____ (ft)

WELL DIAMETER: 2"
DEPTH TO WATER: 11.83 GRAB (x) COMPOSITE ( )
TOTAL DEPTH: 19.37
WATER COLUMN HEIGHT: 7.54
PURGE VOLUME: 1.21 (3x = 3.62)

[0.04 x water column height (ft) x 3 (well volumes) for 1" wells]
[0.163 x water column height (ft) x 3 (well volumes) for 2" wells]
[0.653 x water column height (ft) x 3 (well volumes) for 4" wells]
[1.47 x water column height (ft) x 3 (well volumes) for 6" wells]

TIME	VOL. PURGED (gal)	Diss. Oxygen (+/- 10%)	ORP (+/- 10 mV)	pH (+/- 0.1 pH units)	SPEC. COND. (ms/cm) [+/- 3%]	TEMP (°C)	TURB. (NTU) [<10 NTU]	Pump Rate ml/min. (& pump setting)	New Water Level
Initial: 1120	0.25	2.84	225.1	6.36	0.564	17.44	12.5	200 ( )	12.13
1125	0.5	1.55	195.1	6.19	0.439	19.01	11.2		12.19
1130	0.75	1.19	189.0	6.16	0.437	19.23	9.88		12.19
1135	1.0	1.15	187.7	6.16	0.435	19.18	8.71		12.19
1140	1.25	1.04	186.6	6.18	0.433	19.24	6.97		12.19
1145	1.5	0.99	185.8	6.18	0.432	19.28	5.48		12.19
1150	1.75	0.97	185.3	6.17	0.432	19.29	4.92		12.19
1155	Collect Sample								

NOTES: ALSO COLLECTED DUP-3 @ 1200

SAMPLE DATE: 1-22-19
SAMPLE TIME: 1155

CONTAINER SIZE/TYPE	NO.	PRESERVATIVE	ANALYTICAL METHOD	ANALYSIS
250 ml poly	1	HNO3	6020/ 7470A	Total Metals & Hg
40 ml vial	2	HCL	8260	VOC list
1 L Amber	2	None	8270C SIM	PAHs
500 ml poly	1	NaOH	9014	CN

GENERAL INFORMATION		
WEATHER:	COLD - CLEAR -	
SHIPPED VIA:	Delivered/Shipped to AES laboratory	
SHIPPED TO:	AES Laboratories, 3785 Presidential Parkway, Atlanta, GA 30340	
SAMPLER: EVER GUILLEN		OBSERVER:

PROJECT NAME: AGL-Augusta, Augusta, GA

FIELD SAMPLING REPORT

Project Number: 6122-15-0235

Amec Foster Wheeler, E&I
1075 BIG SHANTY ROAD NW, SUITE 100 KENNESAW GA 30144
PHONE: (770) 421-3400 / FAX: (770) 421-3486

SAMPLING EVENT: __1ST QUARTER __2ND QUARTER __3RD QUARTER __4TH QUARTER
MONITORING WELL TYPE: __Standard __ Compliance __Background __Extraction
WELL ID: MW-21-0119
WELL MATERIAL: PVC
SAMPLE METHOD: Peristaltic pump

Product In Well: Yes / (No): _____(ft)

DUP./REP. OF:_____

WELL DIAMETER: 2
DEPTH TO WATER: 5.96 GRAB (x) COMPOSITE ( )
TOTAL DEPTH: 17.29

Top of Screened Interval (btoc):_____
Screen length:_____
Tubing/Pump Intake Depth 15.25
Arrived at: 0855
Initial PID _____
Bailing PID = _____

WATER COLUMN HEIGHT:_____
PURGE VOLUME:_____
[0.04 x water column height (ft) x 3 (well volumes) for 1" wells]
[0.163 x water column height (ft) x 3 (well volumes) for 2" wells]
[0.653 x water column height (ft) x 3 (well volumes) for 4" wells]
[1.47 x water column height (ft) x 3 (well volumes) for 6" wells]

TIME	VOL. PURGED (gal)	Diss. Oxygen (+/- 10%)	ORP (+/- 10 mV)	pH (+/- 0.1 pH units)	SPEC. COND. (ms/cm) [+/- 3%]	TEMP (°C)	TURB. (NTU) [<10 NTU]	Pump Rate ml/min. (& pump setting)	New Water Level
Initial: 0915	0	4.68	191.0	6.66	0.301	18.16	3.20	300 ( )	5.98
0925	0.7	3.21	177.7	6.58	0.465	20.13	1.50	300	5.93
0930	1.05	0.90	175.4	6.30	0.608	20.52	0.64	300	5.98
0935	1.40	0.67	169.4	6.27	0.627	20.68	0.66	300	5.98
0940	1.75	0.56	164.1	6.26	0.634	20.61	0.34	300	5.98
0945	2.1	0.62	159.4	6.26	0.627	20.37	0.40	300	6.03
0950	2.45	0.55	156.0	6.24	0.634	20.30	0.29	300	6.02

NOTES:

SAMPLE DATE: 1/25/19
SAMPLE TIME: 0952

CONTAINER SIZE/TYPE	NO.	PRESERVATIVE	ANALYTICAL METHOD	ANALYSIS
250 ml poly	1	HNO3	6020/ 7470A	Total Metals & Hg
40 ml vial	2	HCL	8260	VOC list
1 L Amber	2	None	8270C SIM	PAHs
500 ml poly	1	NaOH	9014	CN

GENERAL INFORMATION		
WEATHER:	Clear & Cold, Temp 36°F	
SHIPPED VIA:	Delivered/Shipped to AES laboratory	
SHIPPED TO:	AES Laboratories, 3785 Presidential Parkway, Atlanta, GA 30340	
SAMPLER: Daniel Howard		OBSERVER:

PROJECT NAME: AGL-Augusta, Augusta, GA

FIELD SAMPLING REPORT

Project Number: 6122-15-0235

Amec Foster Wheeler, E&I
1075 BIG SHANTY ROAD NW, SUITE 100 KENNESAW GA 30144
PHONE: (770) 421-3400 / FAX: (770) 421-3486

SAMPLING EVENT: __1ST QUARTER __2ND QUARTER __3RD QUARTER __4TH QUARTER
MONITORING WELL TYPE: ✓Standard __ Compliance __Background __Extraction
WELL ID: MW-22
WELL MATERIAL: PVC
SAMPLE METHOD: LOW FLOW / VOLUME
PUMP TYPE: MASTERFLEX E/S PERISTALTIC
DUP./REP. OF: —

Top of Screened Interval (btoc): —
Screen length: 5.0'
Tubing/Pump Intake Depth 20.0' btoc
Arrived at: 08:30
Initial PID —
Bailing PID = —

Product In Well: Yes / (No) _____(ft)

WELL DIAMETER: 2.0"
DEPTH TO WATER: 3.92' btoc GRAB (x) COMPOSITE ( )
TOTAL DEPTH: 22.65' btoc
WATER COLUMN HEIGHT: 18.73'
PURGE VOLUME: 3.05gal (11.6L)
[0.04 x water column height (ft) x 3 (well volumes) for 1" wells]
[0.163 x water column height (ft) x 3 (well volumes) for 2" wells]
[0.653 x water column height (ft) x 3 (well volumes) for 4" wells]
[1.47 x water column height (ft) x 3 (well volumes) for 6" wells]

TIME	VOL. PURGED (gal) / L	mg/L Diss. Oxygen (+/- 10%)	ORP (+/- 10 mV)	✓ pH (+/- 0.1 pH units)	0.01 ✓ SPEC. COND. (ms/cm) [+/- 3%]	TEMP (°C)	TURB. (NTU) [<10 NTU]	Pump Rate ml/min. (& pump setting)	✓ New Water Level
Initial: 08:48	0.1 / 0.4	5.80	106.3	6.41	0.252	16.17	2.60	250 (NA)	4.25
AS. 1/25/19 08:53	0.4 / 1.65	2.02	112.1	6.35	0.247	18.28	2.85	250 (NA)	4.27
08:58	0.8 / 3.05	1.46	103.4	6.63	0.248	18.76	1.20	250 (NA)	4.29
09:03	1.4 / 4.45	1.04	93.9	6.59	0.247	19.14	0.99	280 (NA)	4.29
09:08	1.6 / 6.85	0.93	94.2	6.55	0.247	19.12	1.07	280 (NA)	4.30
AS. 1/25/19 09:13	1.7 / 7.25	~~0.86~~ 1.02	~~79.1~~ 97.5	6.57	0.247	19.40	0.30	280 (NA)	4.31
PARAMETERS ARE STABLE, WELL CAN BE SAMPLED									

NOTES: Slightly sweet odour; increased purge rate to 280 at 08:51
Pump increased speed by itself at 09:13, slowed to original rate asem.

SAMPLE DATE: 01/25/2019 SAMPLE ID: MW-22-0119
SAMPLE TIME: 09:20

CONTAINER SIZE/TYPE	NO.	PRESERVATIVE	ANALYTICAL METHOD	ANALYSIS
250 ml poly	1	HNO3	6020/ 7470A	Total Metals & Hg
40 ml vial	2	HCL	8260	VOC list
1 L Amber	2	None	8270C SIM	PAHs
500 ml poly	1	NaOH	9014	CN

GENERAL INFORMATION			
WEATHER:	SUNNY, 35°F		
SHIPPED VIA:	Delivered/Shipped to AES laboratory		
SHIPPED TO:	AES Laboratories, 3785 Presidential Parkway, Atlanta, GA 30340		
SAMPLER: A. SHOREDITS		OBSERVER:	NA

PROJECT NAME: AGL-Augusta, Augusta, GA

FIELD SAMPLING REPORT

Project Number: 6122-15-0235

Amec Foster Wheeler, E&I
1075 BIG SHANTY ROAD NW, SUITE 100 KENNESAW GA 30144
PHONE: (770) 421-3400 / FAX: (770) 421-3486

SAMPLING EVENT: __1ST QUARTER __2ND QUARTER __3RD QUARTER __4TH QUARTER
MONITORING WELL TYPE: ✓Standard __ Compliance __Background __Extraction
WELL ID: MW-206
WELL MATERIAL: PVC
SAMPLE METHOD: LOW FLOW/VOLUME
PUMP TYPE: MASTERFLEX E/S PERISTALTIC
DUP./REP. OF: NA

Product In Well: Yes / (No:) _____ (ft)
WELL DIAMETER: 2.0"
DEPTH TO WATER: 4.84' Stoc GRAB (x) COMPOSITE ( )
TOTAL DEPTH: 28.51' Stoc
WATER COLUMN HEIGHT: 23.67'
PURGE VOLUME: 3.86 (gal) (14.6 L)

Top of Screened interval (btoc): ~23.1'
Screen length: 5.0'
Tubing/Pump Intake Depth 25.0' Stoc
Arrived at: 11:31
Initial PID —
Bailing PID = —

[0.04 x water column height (ft) x 3 (well volumes) for 1" wells]
[0.163 x water column height (ft) x 3 (well volumes) for 2" wells]
[0.653 x water column height (ft) x 3 (well volumes) for 4" wells]
[1.47 x water column height (ft) x 3 (well volumes) for 6" wells]

TIME	VOL. PURGED (gal) / L	mg/L Diss. Oxygen (+/- 10%)	✓ ORP (+/- 10 mV)	✓ pH (+/- 0.1 pH units)	0.02 ✓ SPEC. COND. (ms/cm) [+/- 3%]	TEMP (°C)	TURB. (NTU) [<10 NTU]	Pump Rate ml/min. (& pump setting)	✓ New Water Level
Initial: 11:52	0.03 / 0.12	6.07	5.3	7.16	0.752	18.87	8.81	200 (NA)	5.14
11:57	0.3 / 1.12	2.55	-5.4	7.18	0.745	19.51	7.86	200 (NA)	5.27
12:02	1.12	2.06	-32.1	7.18	0.726	19.81	6.33	200 (NA)	5.40
12:07	1.12	1.67	-36.1	7.15	0.709	19.99	4.28	200 (NA)	5.50
12:12	4.12	1.31	-37.2	7.10	0.686	20.19	4.73	200 (NA)	5.57
12:17	5.12	1.43	-40.7	7.11	0.663	20.41	1.62	200 (NA)	5.65
12:22	5.87	1.33	-41.1	7.09	0.638	20.23	4.23	150 (NA)	5.68
12:27	6.62	1.30	-40.4	7.09	0.633	20.18	6.63	150 (NA)	5.70
12:32	7.37	1.23	-41.2	7.09	0.625	20.31	0.56	150 (NA)	5.73
PARAMETERS ARE STABLE, WELL CAN BE SAMPLED									

NOTES: Slowed purge rate to 150 ml/min at 12:18 y small bubbles in samples

SAMPLE DATE: 01/23/2019 SAMPLE ID: MW-206-0119
SAMPLE TIME: 12:40

CONTAINER SIZE/TYPE	NO.	PRESERVATIVE	ANALYTICAL METHOD	ANALYSIS
250 ml poly	1	HNO3	6020/ 7470A	Total Metals & Hg
40 ml vial	2	HCL	8260	VOC list
1 L Amber	2	None	8270C SIM	PAHs
500 ml poly	1	NaOH	9014	CN

GENERAL INFORMATION			
WEATHER:	SUNNY, 55°F		
SHIPPED VIA:	Delivered/Shipped to AES laboratory		
SHIPPED TO:	AES Laboratories, 3785 Presidential Parkway, Atlanta, GA 30340		
SAMPLER:	A-SHORE DITS	OBSERVER:	NA

PROJECT NAME: AGL-Augusta, Augusta, GA

FIELD SAMPLING REPORT

Project Number: 6122-15-0235

Amec Foster Wheeler, E&I
1075 BIG SHANTY ROAD NW, SUITE 100 KENNESAW GA 30144
PHONE: (770) 421-3400 / FAX: (770) 421-3486

SAMPLING EVENT: __1ST QUARTER __2ND QUARTER __3RD QUARTER __4TH QUARTER
MONITORING WELL TYPE: ✓Standard __ Compliance __Background __Extraction
WELL ID: MW-207
WELL MATERIAL: PVC
SAMPLE METHOD: LOW FLOW / VOLUME
PUMP TYPE: MASTERFLEX E/S PERISTALTIC
DUP./REP. OF: —

Product In Well: Yes (No) _____(ft)
WELL DIAMETER: 2.0"
DEPTH TO WATER: 4.64' btoc GRAB (x) COMPOSITE ( )
TOTAL DEPTH: 25.85' btoc
WATER COLUMN HEIGHT: 21.21'
PURGE VOLUME: 3.46 gal (13.1L)

A.S. 1/23/19

Top of Screened interval (btoc): 16.0'
Screen length: 10.0'
Tubing/Pump Intake Depth 20.0' btoc
Arrived at: 14:30
Initial PID —
Bailing PID = —

[0.04 x water column height (ft) x 3 (well volumes) for 1" wells]
[0.163 x water column height (ft) x 3 (well volumes) for 2" wells]
[0.653 x water column height (ft) x 3 (well volumes) for 4" wells]
[1.47 x water column height (ft) x 3 (well volumes) for 6" wells]

TIME	VOL. PURGED (gal) / L	0. mg/L Diss. Oxygen (+/- 10%)	ORP (+/- 10 mV) ✓	pH (+/- 0.1 pH units) ✓	0.02 ✓ SPEC. COND. (ms/cm) [+/- 3%]	TEMP (°C)	TURB. (NTU) ✓ [<10 NTU]	Pump Rate ml/min. (& pump setting)	New Water ✓ Level
Initial: 16:01	6.03/0.12	2.59	358.3	—	0.455	20.31	NM	200 (NA)	5.24
STOP PURGE TO CLEAN OUT FLOW CELL, RESUME AT 16:04									
16:06	0.21/0.8	4.65	-43.5	6.61	0.478	20.49	14.0	200 (NA)	5.74
16:11	0.44/1.68	1.60	-42.8	6.59	0.499	20.56	3.86	175 (NA)	6.20
16:16	0.64/2.43	0.98	-52.4	6.58	0.524	20.49	4.73	150 (NA)	6.40
16:21	0.84/3.18	0.91	-57.2	6.57	0.532	20.34	1.34	150 (NA)	6.50
16:26	1.04/3.93	0.89	-60.8	6.57	0.534	20.23	3.34	150 (NA)	6.59
PARAMETERS ARE STABLE, WELL CAN BE SAMPLED									

NOTES: Red particles in water, initially turbid, Sweet odour
Slowed purge rate to 175ml/min at 16:07, to 150ml/min at 16:12

SAMPLE DATE: 01/23/2019 SAMPLE ID: MW-207-0119
SAMPLE TIME: 16:35

CONTAINER SIZE/TYPE	NO.	PRESERVATIVE	ANALYTICAL METHOD	ANALYSIS
250 ml poly	1	HNO3	6020/ 7470A	Total Metals & Hg
40 ml vial	2	HCL	8260	VOC list
1 L Amber	2	None	8270C SIM	PAHs
500 ml poly	1	NaOH	9014	CN

GENERAL INFORMATION			
WEATHER:	SUNNY, 50°F		
SHIPPED VIA:	Delivered/Shipped to AES laboratory		
SHIPPED TO:	AES Laboratories, 3785 Presidential Parkway, Atlanta, GA 30340		
SAMPLER:	A. SHOREDITS	OBSERVER:	NA.

PROJECT NAME: AGL-Augusta, Augusta, GA

FIELD SAMPLING REPORT

Project Number: 6122-15-0235

Amec Foster Wheeler, E&I
1075 BIG SHANTY ROAD NW, SUITE 100 KENNESAW GA 30144
PHONE: (770) 421-3400 / FAX: (770) 421-3486

SAMPLING EVENT: __1ST QUARTER __2ND QUARTER __3RD QUARTER __4TH QUARTER
MONITORING WELL TYPE: ✓Standard __ Compliance __Background __Extraction
WELL ID: MW-214
WELL MATERIAL: PVC
SAMPLE METHOD: LOW FLOW / VOLUME
PUMP TYPE: MASTERFLEX E/S PERISTALTIC
DUP./REP. OF: —

Top of Screened Interval (btoc): —
Screen length: 10'
Tubing/Pump Intake Depth 53.0' btoc
Arrived at: 16:15
Initial PID —
Bailing PID = —

Product In Well: Yes (No) _____(ft)
WELL DIAMETER: 2.0"
DEPTH TO WATER: 4.91' btoc GRAB (x) COMPOSITE ( )
TOTAL DEPTH: 57.18' btoc
WATER COLUMN HEIGHT: 52.27'
PURGE VOLUME: 8.52 gal (32.2 L)
[0.04 x water column height (ft) x 3 (well volumes) for 1" wells]
[0.163 x water column height (ft) x 3 (well volumes) for 2" wells]
[0.653 x water column height (ft) x 3 (well volumes) for 4" wells]
[1.47 x water column height (ft) x 3 (well volumes) for 6" wells]

TIME	VOL. PURGED (gal) / L	Diss. Oxygen (mg/L) (+/- 10%)	ORP (+/- 10 mV) ✓	pH (+/- 0.1 pH units) ✓	SPEC. COND. (0.01 ms/cm) [+/- 3%] ✓	TEMP (°C)	TURB. (NTU) [<10 NTU]	Pump Rate ml/min. (& pump setting)	New Water Level
Initial: 16:34	0.11 / 0.4	80 10.2	-53.5	7.02	0.282	17.96	7.67	200 (NA)	5.31
16:39	0.37 / 1.4	3.56	-75.7	7.22	0.295	18.89	4.27	200 (NA)	5.42
16:44	0.63 / 2.4	1.54	-86.3	7.24	0.299	19.34	2.21	200 (NA)	5.46
16:49	0.9 / 3.4	1.34	-81.1	7.21	0.300	19.43	1.00	200 (NA)	5.48
16:54	1.16 / 4.4	0.87	-76.4	7.17	0.300	19.40	2.91	200 (NA)	5.48
~~16:59~~	~~6.4~~								
I.S. 1/24/19									
PARAMETERS ARE STABLE, WELL CAN BE SAMPLED									

NOTES: Smell odour, bubbles in water, DO in pumps around

SAMPLE DATE: 01/24/2019 SAMPLE ID: MW-214-0119
SAMPLE TIME: 17:00

CONTAINER SIZE/TYPE	NO.	PRESERVATIVE	ANALYTICAL METHOD	ANALYSIS
250 ml poly	1	HNO3	6020/ 7470A	Total Metals & Hg
40 ml vial	2	HCL	8260	VOC list
1 L Amber	2	None	8270C SIM	PAHs
500 ml poly	1	NaOH	9014	CN

GENERAL INFORMATION			
WEATHER:	SUNNY, GUSTY 54°F		
SHIPPED VIA:	Delivered/Shipped to AES laboratory		
SHIPPED TO:	AES Laboratories, 3785 Presidential Parkway, Atlanta, GA 30340		
SAMPLER:	A. SHOREDITS	OBSERVER:	N/A

PROJECT NAME: AGL-Augusta, Augusta, GA

FIELD SAMPLING REPORT

Project Number: 6122-15-0235

Amec Foster Wheeler, E&I
1075 BIG SHANTY ROAD NW, SUITE 100 KENNESAW GA 30144
PHONE: (770) 421-3400 / FAX: (770) 421-3486

SAMPLING EVENT: __1ST QUARTER __2ND QUARTER __3RD QUARTER __4TH QUARTER
MONITORING WELL TYPE: __Standard __ Compliance __Background __Extraction
WELL ID: MW-303
WELL MATERIAL: PVC
SAMPLE METHOD: LOW FLOW / VOLUME
PUMP TYPE:
DUP./REP. OF: NA

Product In Well: Yes (No:) _____(ft)

WELL DIAMETER: 2.0"
DEPTH TO WATER: 4.47' btoc GRAB (x) COMPOSITE ( )
TOTAL DEPTH: 30.73' btoc
WATER COLUMN HEIGHT: 26.26'
PURGE VOLUME: 4.28 gal (16.2L)

Top of Screened Interval (btoc): 35.30' btoc
Screen length: 5.0'
Tubing/Pump Intake Depth 28.0' btoc
Arrived at: 16:28
Initial PID —
Bailing PID = —

[0.04 x water column height (ft) x 3 (well volumes) for 1" wells]
[0.163 x water column height (ft) x 3 (well volumes) for 2" wells]
[0.653 x water column height (ft) x 3 (well volumes) for 4" wells]
[1.47 x water column height (ft) x 3 (well volumes) for 6" wells]

TIME	VOL. PURGED (gal) / L	mg/L Diss. Oxygen (+/- 10%)	✓ ORP (+/- 10 mV)	✓ pH (+/- 0.1 pH units)	0.02 ✓ SPEC. COND. (ms/cm) [+/- 3%]	TEMP (°C)	TURB. (NTU) [<10 NTU]	Pump Rate ml/min. (& pump setting)	New Water Level
Initial: 16:50	0.03 / 0.12	4.16	-40.4	6.57	0.534	20.03	10.1	350 (NA)	4.56
16:55	0.49 / 1.87	1.60	-64.9	6.63	0.547	21.37	3.38	350 (NA)	4.58
17:00	0.96 / 3.62	1.09	-69.1	6.62	0.548	21.39	2.57	350 (NA)	4.60
17:05	1.42 / 5.37	0.82	-77.4	6.60	0.545	20.84	2.84	350 (NA)	4.60
17:10	1.88 / 7.12	0.70	-76.8	6.61	0.546	21.04	2.89	350 (NA)	4.60
INTERRUPTION, PUMP ISSUE.									
17:30	2.34 / 8.87	0.875	-75.9	6.62	0.541	20.84	3.37	350 (NA)	4.52
17:35	2.81 / 10.62	0.73	-72.8	6.63	0.545	21.28	2.52	350 (NA)	4.51
PARAMETERS ARE STABLE, WELL CAN BE SAMPLED.									

NOTES: white particles in water; slight sulferous odour.

SAMPLE DATE: 01/22/2019 SAMPLE ID: MW-303-0119.
SAMPLE TIME: 17:40

CONTAINER SIZE/TYPE	NO.	PRESERVATIVE	ANALYTICAL METHOD	ANALYSIS
250 ml poly	1	HNO3	6020/ 7470A	Total Metals & Hg
40 ml vial	2	HCL	8260	VOC list
1 L Amber	2	None	8270C SIM	PAHs
500 ml poly	1	NaOH	9014	CN

GENERAL INFORMATION			
WEATHER:	OVERCAST, 39°F		
SHIPPED VIA:	Delivered/Shipped to AES laboratory		
SHIPPED TO:	AES Laboratories, 3785 Presidential Parkway, Atlanta, GA 30340		
SAMPLER:	A. SHORPETS	OBSERVER:	NA

PROJECT NAME: AGL-Augusta, Augusta, GA

FIELD SAMPLING REPORT

Project Number: 6122-15-0235

Amec Foster Wheeler, E&I
1075 BIG SHANTY ROAD NW, SUITE 100 KENNESAW GA 30144
PHONE: (770) 421-3400 / FAX: (770) 421-3486

SAMPLING EVENT: __1ST QUARTER __2ND QUARTER __3RD QUARTER __4TH QUARTER
MONITORING WELL TYPE: __Standard __ Compliance __Background __Extraction
WELL ID: MW-304
WELL MATERIAL: PVC
Product In Well: Yes (No) _____(ft)
SAMPLE METHOD: Low FLOW / VOLUME
PUMP TYPE: MASTERFLEX E/S PERISTALTIC
WELL DIAMETER: 2.0"
DUP./REP. OF: NA
DEPTH TO WATER: 7.22' btoc GRAB (x) COMPOSITE ( )
TOTAL DEPTH: 36.47' btoc
Top of Screened Interval (btoc): ~31.00'
WATER COLUMN HEIGHT: 29.25'
Screen length: 5.0'
PURGE VOLUME: 4.77 gal. (18.1L)
Tubing/Pump Intake Depth 33.0' btoc
[0.04 x water column height (ft) x 3 (well volumes) for 1" wells]
Arrived at: 13:35
[0.163 x water column height (ft) x 3 (well volumes) for 2" wells]
Initial PID —
[0.653 x water column height (ft) x 3 (well volumes) for 4" wells]
Bailing PID = —
[1.47 x water column height (ft) x 3 (well volumes) for 6" wells]

TIME	VOL. PURGED (gal) / L	Diss. Oxygen (mg/L) (+/- 10%) ✓	ORP (+/- 10 mV) ✓	pH (+/- 0.1 pH-units) ✓	SPEC. COND. (ms/cm) [+/- 3%] ✓	TEMP (°C)	TURB. (NTU) [<10 NTU] ✓	Pump Rate ml/min. (& pump setting)	New Water Level ✓
Initial: 13:55	0.03 / 0.12	4.29	-22.5	6.52	0.534	18.06	14.0	350 (NA)	7.45
14:00	0.49 / 1.87	1.64	-24.4	6.56	0.576	18.32	5.04	350 (NA)	7.84 A.S. 1/22/19
14:05	0.96 / 3.62	1.69	-32.9	6.66	0.578	18.26	3.47	350 (NA)	7.67
14:10	1.42 / 5.37	1.02	-39.9	6.57	0.578	18.29	2.58	350 (NA)	7.69
14:15	1.88 / 7.12	0.87	-42.2	6.59	0.577	18.22	2.46	350 (NA)	7.70
14:20	2.34 / 8.87	0.79	-37.8	6.59	0.577	18.22	3.60	350 (NA)	7.71
14:25	2.81 / 10.62	0.79	-37.2	6.59	0.579	18.22	1.60	350 (NA)	7.72
PARAMETERS ARE STABLE, WELL CAN BE SAMPLED									

A.S. 1/22/19

NOTES: Strong H.C.L. odour, small bubbles in water.

SAMPLE DATE: 01/22/2019 SAMPLE ID: MW-304-0119
SAMPLE TIME: 14:30

CONTAINER SIZE/TYPE	NO.	PRESERVATIVE	ANALYTICAL METHOD	ANALYSIS
250 ml poly	1	HNO3	6020/ 7470A	Total Metals & Hg
40 ml vial	2	HCL	8260	VOC list
1 L Amber	2	None	8270C SIM	PAHs
500 ml poly	1	NaOH	9014	CN

GENERAL INFORMATION		
WEATHER:	SUNNY, 46°F	
SHIPPED VIA:	Delivered/Shipped to AES laboratory	
SHIPPED TO:	AES Laboratories, 3785 Presidential Parkway, Atlanta, GA 30340	
SAMPLER: A. SHOREDITS		OBSERVER: NA

PROJECT NAME: AGL-Augusta, Augusta, GA

FIELD SAMPLING REPORT

Project Number: 6122-15-0235

Amec Foster Wheeler, E&I
1075 BIG SHANTY ROAD NW, SUITE 100 KENNESAW GA 30144
PHONE: (770) 421-3400 / FAX: (770) 421-3486

SAMPLING EVENT: __1ST QUARTER __2ND QUARTER __3RD QUARTER __4TH QUARTER
MONITORING WELL TYPE: __Standard __ Compliance __Background __Extraction
WELL ID: MW-306BR-0119
WELL MATERIAL: PVC
SAMPLE METHOD: Peristaltic pump
DUP./REP. OF: DUP-2-0119

Top of Screened Interval (btoc): _____
Screen length: _____
Tubing/Pump Intake Depth 74.3
Arrived at: 0925
Initial PID _____
Bailing PID = _____

Product In Well: Yes / (No): _____(ft)

WELL DIAMETER: 4"
DEPTH TO WATER: ~~6.68~~ 6.58 GRAB (x) COMPOSITE ( )
TOTAL DEPTH: 79.30
WATER COLUMN HEIGHT: _____
PURGE VOLUME: _____
[0.04 x water column height (ft) x 3 (well volumes) for 1" wells]
[0.163 x water column height (ft) x 3 (well volumes) for 2" wells]
[0.653 x water column height (ft) x 3 (well volumes) for 4" wells]
[1.47 x water column height (ft) x 3 (well volumes) for 6" wells]

TIME	VOL. PURGED (gal)	Diss. Oxygen (+/- 10%)	ORP (+/- 10 mV)	pH (+/- 0.1 pH units)	SPEC. COND. (ms/cm) [+/- 3%]	TEMP (°C)	TURB. (NTU) [<10 NTU]	Pump Rate ml/min. (& pump setting)	New Water Level
Initial: 1006	0	2.39	-59.9	7.00	0.582	18.71	5.21	200 ( )	6.58
1016	0.5	1.01	-96.3	7.33	0.587	19.32	3.31	200	6.59
1021	0.75	0.85	-101.2	7.36	0.586	19.33	3.12	200	6.59
1026	1.0	0.80	-106.4	7.39	0.584	19.34	2.85	200	6.59
1031	1.25	0.77	-101.9	7.40	0.583	19.31	2.80	200	6.59
1036	1.50	0.78	-108.6	7.41	0.582	19.30	2.30	200	6.59

NOTES: Water has petroleum odor
Collected DUP-2-0119 Time 1200

SAMPLE DATE: 1/23/19
SAMPLE TIME: 1038

CONTAINER SIZE/TYPE	NO.	PRESERVATIVE	ANALYTICAL METHOD	ANALYSIS
250 ml poly	1	HNO3	6020/ 7470A	Total Metals & Hg
40 ml vial	2	HCL	8260	VOC list
1 L Amber	2	None	8270C SIM	PAHs
500 ml poly	1	NaOH	9014	CN

GENERAL INFORMATION		
WEATHER:	Overcast, Temp 49°F	
SHIPPED VIA:	Delivered/Shipped to AES laboratory	
SHIPPED TO:	AES Laboratories, 3785 Presidential Parkway, Atlanta, GA 30340	
SAMPLER: Daniel Howard		OBSERVER:

PROJECT NAME: AGL-Augusta, Augusta, GA

FIELD SAMPLING REPORT

Project Number: 6122-15-0235

Amec Foster Wheeler, E&I
1075 BIG SHANTY ROAD NW, SUITE 100 KENNESAW GA 30144
PHONE: (770) 421-3400 / FAX: (770) 421-3486

SAMPLING EVENT: __1ST QUARTER __2ND QUARTER __3RD QUARTER __4TH QUARTER
MONITORING WELL TYPE: __Standard __ Compliance __Background __Extraction
WELL ID: MW-306D-0119
WELL MATERIAL: PVC
SAMPLE METHOD: Peristaltic pump

Product In Well: Yes / (No) _____(ft)

DUP./REP. OF:_____

WELL DIAMETER: 0.5
DEPTH TO WATER: 5.92 GRAB (x) COMPOSITE ( )
TOTAL DEPTH:_____
WATER COLUMN HEIGHT:_____

Top of Screened interval (btoc):_____
Screen length:_____
Tubing/Pump Intake Depth 21
Arrived at: 1410
Initial PID _____
Bailing PID = _____

PURGE VOLUME:_____
[0.04 x water column height (ft) x 3 (well volumes) for 1" wells]
[0.163 x water column height (ft) x 3 (well volumes) for 2" wells]
[0.653 x water column height (ft) x 3 (well volumes) for 4" wells]
[1.47 x water column height (ft) x 3 (well volumes) for 6" wells]

TIME	VOL. PURGED (gal)	Diss. Oxygen (+/- 10%)	ORP (+/- 10 mV)	pH (+/- 0.1 pH-units)	SPEC. COND. (ms/cm) [+/- 3%]	TEMP (°C)	TURB. (NTU) [<10 NTU]	Pump Rate ml/min. (& pump setting)	New Water Level
Initial: 1426	0.1	3.05	16.1	6.47	0.872	20.78	5.75	200 ( )	NA
1436	0.5	1.05	2.0	6.36	0.883	20.60	2.22	200	
1441	0.75	0.91	-1.3	6.34	0.901	20.66	0.27	200	
1446	1.0	0.85	-4.0	6.34	0.919	20.80	1.06	200	
1451	1.25	0.74	-0.6	6.33	0.936	20.82	2.64	200	
1456	1.50	0.74	-0.8	6.32	0.955	20.67	1.40	200	
1501	1.75	0.70	-3.8	6.34	0.962	20.69	0.84	200	

NOTES:

SAMPLE DATE: 1/22/19
SAMPLE TIME: 1504

CONTAINER SIZE/TYPE	NO.	PRESERVATIVE	ANALYTICAL METHOD	ANALYSIS
250 ml poly	1	HNO3	6020/ 7470A	Total Metals & Hg
40 ml vial	2	HCL	8260	VOC list
1 L Amber	2	None	8270C SIM	PAHs
500 ml poly	1	NaOH	9014	CN

GENERAL INFORMATION		
WEATHER:	Clear, Temp 50°F	
SHIPPED VIA:	Delivered/Shipped to AES laboratory	
SHIPPED TO:	AES Laboratories, 3785 Presidential Parkway, Atlanta, GA 30340	
SAMPLER: Daniel Howard		OBSERVER:

PROJECT NAME: AGL-Augusta, Augusta, GA

FIELD SAMPLING REPORT

Project Number: 6122-15-0235

Amec Foster Wheeler, E&I
1075 BIG SHANTY ROAD NW, SUITE 100 KENNESAW GA 30144
PHONE: (770) 421-3400 / FAX: (770) 421-3486

SAMPLING EVENT: __1ST QUARTER __2ND QUARTER __3RD QUARTER __4TH QUARTER
MONITORING WELL TYPE: __Standard __ Compliance __Background __Extraction
WELL ID: MW-306SAP-0119
WELL MATERIAL: PVC
SAMPLE METHOD: Peristaltic pump

DUP./REP. OF: _____

Top of Screened interval (btoc): _____
Screen length: _____
Tubing/Pump Intake Depth 29
Arrived at: _____
Initial PID _____
Bailing PID = _____

Product In Well: Yes / (No): _____(ft)

WELL DIAMETER: 0.5'
DEPTH TO WATER: 5.94 GRAB (x) COMPOSITE ( )
TOTAL DEPTH: _____
WATER COLUMN HEIGHT: _____
PURGE VOLUME: _____
[0.04 x water column height (ft) x 3 (well volumes) for 1" wells]
[0.163 x water column height (ft) x 3 (well volumes) for 2" wells]
[0.653 x water column height (ft) x 3 (well volumes) for 4" wells]
[1.47 x water column height (ft) x 3 (well volumes) for 6" wells]

TIME	VOL. PURGED (gal)	Diss. Oxygen (+/- 10%)	ORP (+/- 10 mV)	pH (+/- 0.1 pH units)	SPEC. COND. (ms/cm) [+/- 3%]	TEMP (°C)	TURB. (NTU) [<10 NTU]	Pump Rate ml/min. (& pump setting)	New Water Level
Initial: 1235	0.1	2.84	19.4	6.30	1.455	19.39	31.1	100 ( )	NA
1245	0.25	5.83	17.2	6.42	1.481	18.37	9.64	100	↓
1250	0.375	6.10	16.1	6.46	1.477	18.13	7.54	100	
1255	0.5	5.79	15.1	6.44	1.470	18.20	5.70	100	

NOTES: 1255 Well is almost dry will let recharge and then sample

SAMPLE DATE: 1/22/19
SAMPLE TIME: 1420

CONTAINER SIZE/TYPE	NO.	PRESERVATIVE	ANALYTICAL METHOD	ANALYSIS
250 ml poly	1	HNO3	6020/ 7470A	Total Metals & Hg
40 ml vial	2	HCL	8260	VOC list
1 L Amber	2	None	8270C SIM	PAHs
500 ml poly	1	NaOH	9014	CN

GENERAL INFORMATION		
WEATHER:	Clear + Cool temp 45°F	
SHIPPED VIA:	Delivered/Shipped to AES laboratory	
SHIPPED TO:	AES Laboratories, 3785 Presidential Parkway, Atlanta, GA 30340	
SAMPLER: Daniel Howard		OBSERVER:

PROJECT NAME: AGL-Augusta, Augusta, GA

FIELD SAMPLING REPORT

Project Number: 6122-15-0235

Amec Foster Wheeler, E&I
1075 BIG SHANTY ROAD NW, SUITE 100 KENNESAW GA 30144
PHONE: (770) 421-3400 / FAX: (770) 421-3486

SAMPLING EVENT: __1ST QUARTER __2ND QUARTER __3RD QUARTER __4TH QUARTER
MONITORING WELL TYPE: __Standard __ Compliance __Background __Extraction
WELL ID: MW-306TZ-0119
WELL MATERIAL: PVC
SAMPLE METHOD: Peristaltic pump

Product In Well: Yes (No): _____(ft)

DUP./REP. OF:_____

WELL DIAMETER: 0.5
DEPTH TO WATER: 6.69 GRAB (x) COMPOSITE ( )
TOTAL DEPTH:_____

Top of Screened interval (btoc):_____
Screen length:_____
Tubing/Pump Intake Depth 20.5
Arrived at: 1525
Initial PID _____
Bailing PID = _____

WATER COLUMN HEIGHT:_____
PURGE VOLUME:_____
[0.04 x water column height (ft) x 3 (well volumes) for 1" wells]
[0.163 x water column height (ft) x 3 (well volumes) for 2" wells]
[0.653 x water column height (ft) x 3 (well volumes) for 4" wells]
[1.47 x water column height (ft) x 3 (well volumes) for 6" wells]

TIME	VOL. PURGED (gal)	Diss. Oxygen (+/- 10%)	ORP (+/- 10 mV)	pH (+/- 0.1 pH units)	SPEC. COND. (ms/cm) [+/- 3%]	TEMP (°C)	TURB. (NTU) [<10 NTU]	Pump Rate ml/min. (& pump setting)	New Water Level
Initial: 1540	0.1	3.85	3.7	6.81	0.740	20.66	1.86	200 ( )	NA
1550	0.5	0.97	-79.8	7.01	0.752	20.22	1.21	200	
1555	0.75	0.82	-80.0	7.00	0.750	20.30	1.50	200	
1600	1.0	0.81	-70.7	6.98	0.751	20.36	0.67	200	
1605	1.25	0.72	-82.5	6.99	0.752	20.30	0.61	200	
1610	1.50	0.74	-77.3	6.96	0.752	20.30	0.41	200	
1615	1.75	0.69	-78.5	6.97	0.752	20.25	0.62	200	

NOTES:

SAMPLE DATE: 1/22/19
SAMPLE TIME: 1618

CONTAINER SIZE/TYPE	NO.	PRESERVATIVE	ANALYTICAL METHOD	ANALYSIS
250 ml poly	1	HNO3	6020/ 7470A	Total Metals & Hg
40 ml vial	2	HCL	8260	VOC list
1 L Amber	2	None	8270C SIM	PAHs
500 ml poly	1	NaOH	9014	CN

GENERAL INFORMATION		
WEATHER:	Clear, Temp 54°F	
SHIPPED VIA:	Delivered/Shipped to AES laboratory	
SHIPPED TO:	AES Laboratories, 3785 Presidential Parkway, Atlanta, GA 30340	
SAMPLER: Daniel Howard		OBSERVER:

PROJECT NAME: AGL-Augusta, Augusta, GA

FIELD SAMPLING REPORT

Project Number: 6122-15-0235

Amec Foster Wheeler, E&I
1075 BIG SHANTY ROAD NW, SUITE 100 KENNESAW GA 30144
PHONE: (770) 421-3400 / FAX: (770) 421-3486

SAMPLING EVENT: __1ST QUARTER __2ND QUARTER __3RD QUARTER __4TH QUARTER
MONITORING WELL TYPE: ✓Standard __ Compliance __Background __Extraction
WELL ID: MW-309BR
WELL MATERIAL: PVC
SAMPLE METHOD: LOW FLOW / VOLUME
PUMP TYPE: MASTERFLEX E/S PERISTALTIC
DUP./REP. OF: NA

Product In Well: Yes (No) _____(ft)
WELL DIAMETER: 4.0"
DEPTH TO WATER: 6.22' Stoc GRAB (x) COMPOSITE ( )
TOTAL DEPTH: 106.15' Stoc
WATER COLUMN HEIGHT: 99.93'
PURGE VOLUME: 16.3 gal (61.7L)

Top of Screened interval (btoc): ~83.7'
Screen length: 25.3'
Tubing/Pump Intake Depth 96.0' Stoc
Arrived at: 09:30
Initial PID —
Bailing PID = —

[0.04 x water column height (ft) x 3 (well volumes) for 1" wells]
[0.163 x water column height (ft) x 3 (well volumes) for 2" wells]
[0.653 x water column height (ft) x 3 (well volumes) for 4" wells]
[1.47 x water column height (ft) x 3 (well volumes) for 6" wells]

TIME	VOL. PURGED (gal)/L	Diss. Oxygen (+/- 10%) mg/L	ORP (+/- 10 mV) ✓	pH (+/- 0.1 pH units) ✓	SPEC. COND. (ms/cm) [+/- 3%] 0.01 ✓	TEMP (°C)	TURB. (NTU) [<10 NTU]	Pump Rate ml/min. (& pump setting) ✓	New Water Level ✓
Initial: 10:13	0.03/0.12	6.70	-38.3	9.65	0.229	17.93	4.65	250 (NA)	6.28
10:18	0.36/1.37	1.44	-122.9	8.59	0.310	19.45	2.76	250 (NA)	6.28
10:23	0.69/2.62	1.02	-155.7	8.39	0.317	19.91	2.77	250 (NA)	6.28
10:28	1.09/4.12	1.05	-117.6	8.27	0.318	20.03	3.24	300 (NA)	6.28
10:33	1.48/5.62	0.77	-135.0	8.26	0.319	20.08	1.05	300 (NA)	6.28
10:38	6.02/7.12	0.65	-133.7	8.26	0.318	20.06	2.45	300 (NA)	6.28
10:43	2.28/8.62	0.70	-137.2	8.26	0.318	20.03	1.01	300 (NA)	6.28
10:48	2.67/10.12	0.63	-130.8	8.21	0.317	20.03	0.48	300 (NA)	6.28
PARAMETERS ARE STABLE, WELL CAN BE SAMPLED.									

NOTES: Turned purge rate up to 300 ml/min at 10:20.

SAMPLE DATE: 05/23/2019 SAMPLE ID: MW-309BR-0119
SAMPLE TIME: 10:55

CONTAINER SIZE/TYPE	NO.	PRESERVATIVE	ANALYTICAL METHOD	ANALYSIS
250 ml poly	1	HNO3	6020/ 7470A	Total Metals & Hg
40 ml vial	2	HCL	8260	VOC list
1 L Amber	2	None	8270C SIM	PAHs
500 ml poly	1	NaOH	9014	CN

GENERAL INFORMATION			
WEATHER:	OVERCAST, 46°F		
SHIPPED VIA:	Delivered/Shipped to AES laboratory		
SHIPPED TO:	AES Laboratories, 3785 Presidential Parkway, Atlanta, GA 30340		
SAMPLER: A. SHORBDTS		OBSERVER: NA	

PROJECT NAME: AGL-Augusta, Augusta, GA

FIELD SAMPLING REPORT

Project Number: 6122-15-0235

Amec Foster Wheeler, E&I
1075 BIG SHANTY ROAD NW, SUITE 100 KENNESAW GA 30144
PHONE: (770) 421-3400 / FAX: (770) 421-3486

SAMPLING EVENT: __1ST QUARTER __2ND QUARTER __3RD QUARTER __4TH QUARTER
MONITORING WELL TYPE: __Standard __ Compliance __Background __Extraction
WELL ID: MW 310BR 0119
WELL MATERIAL: PVC
SAMPLE METHOD: PERISTALTIC

DUP./REP. OF:_____

Top of Screened interval (btoc):_____
Screen length:_____
Tubing/Pump Intake Depth 47'
Arrived at:_____
Initial PID _____
Bailing PID = _____

Product In Well: Yes (No:)_____(ft)

WELL DIAMETER: 4"
DEPTH TO WATER: 14.33 GRAB (x) COMPOSITE ( )
TOTAL DEPTH: 66.23
WATER COLUMN HEIGHT: 51.90
PURGE VOLUME: 33.74 (x3 = 101.21)
[0.04 x water column height (ft) x 3 (well volumes) for 1" wells]
[0.163 x water column height (ft) x 3 (well volumes) for 2" wells]
[0.653 x water column height (ft) x 3 (well volumes) for 4" wells]
[1.47 x water column height (ft) x 3 (well volumes) for 6" wells]

TIME	VOL. PURGED (gal)	Diss. Oxygen (+/- 10%)	ORP (+/- 10 mV)	pH (+/- 0.1 pH units)	SPEC. COND. (ms/cm) [+/- 3%]	TEMP (°C)	TURB. (NTU) [<10 NTU]	Pump Rate ml/min. (& pump setting)	New Water Level
Initial: 1125	0.25	1.67	71.3	7.40	0.635	19.74	11.3	200 ( )	14.61
1130	0.5	1.03	73.9	7.14	0.632	19.80	12.6		14.61
1135	0.75	0.90	74.6	7.06	0.630	19.90	13.7		14.61
1140	1.0	0.75	75.3	7.01	0.629	19.98	10.4		14.61
1145	1.25	0.72	75.7	6.97	0.629	19.92	11.4		14.61
1150	1.50	0.71	76.6	6.95	0.629	20.05	10.2		14.61
1155	1.75	0.70	77.0	6.93	0.628	20.03	8.11		14.61
1200	2.0	0.71	77.2	6.93	0.628	20.04	3.79		14.61
1205	Collect Sample								

NOTES:

SAMPLE DATE: 1-23-19
SAMPLE TIME: 1205

CONTAINER SIZE/TYPE	NO.	PRESERVATIVE	ANALYTICAL METHOD	ANALYSIS
250 ml poly	1	HNO3	6020/ 7470A	Total Metals & Hg
40 ml vial	2	HCL	8260	VOC list
1 L Amber	2	None	8270C SIM	PAHs
500 ml poly	1	NaOH	9014	CN

GENERAL INFORMATION		
WEATHER:	COLD - CLOUDY - SOME RAIN	
SHIPPED VIA:	Delivered/Shipped to AES laboratory	
SHIPPED TO:	AES Laboratories, 3785 Presidential Parkway, Atlanta, GA 30340	
SAMPLER:	EVER GUILLEN	OBSERVER:

PROJECT NAME: AGL-Augusta, Augusta, GA

FIELD SAMPLING REPORT

Project Number: 6122-15-0235

Amec Foster Wheeler, E&I
1075 BIG SHANTY ROAD NW, SUITE 100 KENNESAW GA 30144
PHONE: (770) 421-3400 / FAX: (770) 421-3486

SAMPLING EVENT: __1ST QUARTER __2ND QUARTER __3RD QUARTER __4TH QUARTER
MONITORING WELL TYPE: __Standard __ Compliance __Background __Extraction
WELL ID: MW-3105AP-0119
WELL MATERIAL: PVC
SAMPLE METHOD: Peristaltic pump

Product In Well: Yes / (No) _____(ft)

DUP./REP. OF:_____

WELL DIAMETER: 0.5"
DEPTH TO WATER: 13.04 GRAB (x) COMPOSITE ( )
TOTAL DEPTH:_____

Top of Screened Interval (btoc):_____
Screen length:_____'
Tubing/Pump Intake Depth 31
Arrived at: 1215
Initial PID _____
Bailing PID = _____

WATER COLUMN HEIGHT:_____
PURGE VOLUME:_____
[0.04 x water column height (ft) x 3 (well volumes) for 1" wells]
[0.163 x water column height (ft) x 3 (well volumes) for 2" wells]
[0.653 x water column height (ft) x 3 (well volumes) for 4" wells]
[1.47 x water column height (ft) x 3 (well volumes) for 6" wells]

TIME	VOL. PURGED (gal)	Diss. Oxygen (+/- 10%)	ORP (+/- 10 mV)	pH (+/- 0.1 pH units)	SPEC. COND. (ms/cm) [+/- 3%]	TEMP (°C)	TURB. (NTU) [<10 NTU]	Pump Rate ml/min. (& pump setting)	New Water Level
Initial: 1232	0	3.20	34.0	7.48	0.426	19.49	8.07	200 ( )	NA
1242	0.25	1.29	98.0	6.12	0.401	19.40	2.31	100	NA
1247	0.375	1.16	108.8	5.97	0.403	19.30	1.48	100	
1252	0.5	1.12	111.5	5.90	0.406	19.72	0.77	100	
1257	0.625	0.82	111.6	5.87	0.409	19.73	0.75	100	
1302	0.75	0.74	110.4	5.85	0.412	19.74	0.31	100	
1307	0.875	0.73	107.1	5.84	0.413	20.05	0.32	100	

NOTES:

SAMPLE DATE: 1/23/19
SAMPLE TIME: 1310

CONTAINER SIZE/TYPE	NO.	PRESERVATIVE	ANALYTICAL METHOD	ANALYSIS
250 ml poly	1	HNO3	6020/ 7470A	Total Metals & Hg
40 ml vial	2	HCL	8260	VOC list
1 L Amber	2	None	8270C SIM	PAHs
500 ml poly	1	NaOH	9014	CN

GENERAL INFORMATION		
WEATHER:	Clear, Temp 60°F	
SHIPPED VIA:	Delivered/Shipped to AES laboratory	
SHIPPED TO:	AES Laboratories, 3785 Presidential Parkway, Atlanta, GA 30340	
SAMPLER: Daniel Howard		OBSERVER:

PROJECT NAME: AGL-Augusta, Augusta, GA

FIELD SAMPLING REPORT

Project Number: 6122-15-0235

Amec Foster Wheeler, E&I
1075 BIG SHANTY ROAD NW, SUITE 100 KENNESAW GA 30144
PHONE: (770) 421-3400 / FAX: (770) 421-3486

SAMPLING EVENT: __1ST QUARTER __2ND QUARTER __3RD QUARTER __4TH QUARTER
MONITORING WELL TYPE: __Standard __ Compliance __Background __Extraction
WELL ID: MW-311
WELL MATERIAL: PVC
SAMPLE METHOD: Low Flow/Volume Pump
PUMP TYPE:
DUP./REP. OF: _____

Top of Screened interval (btoc): _____
Screen length: 5.0'
Tubing/Pump Intake Depth 30.0 btoc
Arrived at: 14:17
Initial PID —
Bailing PID = —

Product In Well: Yes / (No) _____(ft)

WELL DIAMETER: 2.0"
DEPTH TO WATER: 3.44' btoc GRAB (x) COMPOSITE ( )
TOTAL DEPTH: 32.58' btoc
WATER COLUMN HEIGHT: 29.14'
PURGE VOLUME: 4.75 gal (18.0L)
[0.04 x water column height (ft) x 3 (well volumes) for 1" wells]
[0.163 x water column height (ft) x 3 (well volumes) for 2" wells]
[0.653 x water column height (ft) x 3 (well volumes) for 4" wells]
[1.47 x water column height (ft) x 3 (well volumes) for 6" wells]

TIME	VOL. PURGED (gal) / L	Diss. Oxygen (+/- 10%) mg/L ✓	ORP (+/- 10 mV) ✓	pH (+/- 0.1 pH units) ✓	SPEC. COND. (ms/cm) [+/- 3%] 0.01 ✓	TEMP (°C)	TURB. (NTU) [<10 NTU] ✓	Pump Rate ml/min. (& pump setting)	New Water Level
Initial: 14:26	0.11/0.4	7.41	-48.4	6.65	0.335	17.77	6.40	200 (NA)	4.50
14:31	0.3/1.15	3.60	-53.2	6.68	0.344	18.18	6.01	150 (NA)	5.40
14:36	0.44/1.65	3.29	-65.7	6.71	0.348	17.89	5.21	100 (NA)	6.48
14:41	0.57/2.15	2.03	-72.5	6.71	0.347	17.51	7.53	100 (NA)	7.11
14:46	0.7/2.65	1.66	-73.9	6.71	0.343	17.47	4.85	100 (NA)	7.94
14:51	0.83/3.15	1.30	-67.6	6.71	0.339	17.63	5.35	100 (NA)	8.82
14:56	0.96/3.65	2.08	-62.3	6.72	0.314	17.77	6.10	100 (NA)	9.43
15:01	1.1/4.15	1.96	-49.1	6.72	0.291	17.79	5.63	100 (NA)	10.25
15:06	1.2/4.65	2.00	-42.2	6.71	0.283	17.74	5.48	100 (NA)	10.93
15:11	1.36/5.15	1.94	-35.4	6.71	0.281	17.60	6.80	100 (NA)	11.60
15:16	1.49/5.65	1.92	-32.5	6.71	0.279	17.64	6.29	100 (NA)	12.34
PARAMETERS ARE STABLE, WELL CAN BE SAMPLED									

NOTES: Slight sweet odour; Small bubbles in water.
Slowed purge rate to 150ml/min at 14:27, to 100ml/min at 14:32
DO is jumping around; Drawdown continues at slowest feasible purge rate.

SAMPLE DATE: 01/24/2019 SAMPLE ID: MW-311-0119
SAMPLE TIME: 15:20

CONTAINER SIZE/TYPE	NO.	PRESERVATIVE	ANALYTICAL METHOD	ANALYSIS
250 ml poly	1	HNO3	6020/ 7470A	Total Metals & Hg
40 ml vial	2	HCL	8260	VOC list
1 L Amber	2	None	8270C SIM	PAHs
500 ml poly	1	NaOH	9014	CN

GENERAL INFORMATION			
WEATHER:	Sunny, 55°F		
SHIPPED VIA:	Delivered/Shipped to AES laboratory		
SHIPPED TO:	AES Laboratories, 3785 Presidential Parkway, Atlanta, GA 30340		
SAMPLER:	A. Shoreditch	OBSERVER:	NA

PROJECT NAME: AGL-Augusta, Augusta, GA

FIELD SAMPLING REPORT

Project Number: 6122-15-0235

Amec Foster Wheeler, E&I
1075 BIG SHANTY ROAD NW, SUITE 100 KENNESAW GA 30144
PHONE: (770) 421-3400 / FAX: (770) 421-3486

SAMPLING EVENT: __1ST QUARTER __2ND QUARTER __3RD QUARTER __4TH QUARTER
MONITORING WELL TYPE: ✓Standard __ Compliance __Background __Extraction
WELL ID: MW-313
WELL MATERIAL: PVC
SAMPLE METHOD: LOW FLOW/VOLUME
PUMP TYPE: MASTERFLEX E/S PERISTALTIC
DUP./REP. OF: —

Product In Well: Yes / (No) _____ (ft)
WELL DIAMETER: 4.0"
DEPTH TO WATER: 5.12' btoc GRAB (x) COMPOSITE ( )
TOTAL DEPTH: 85.56' btoc
WATER COLUMN HEIGHT: 80.44'
PURGE VOLUME: 13.1 gal (49.6L)

Top of Screened interval (btoc): —
Screen length: —
Tubing/Pump Intake Depth 75.0' btoc
Arrived at: 10:05
Initial PID —
Bailing PID = —

[0.04 x water column height (ft) x 3 (well volumes) for 1" wells]
[0.163 x water column height (ft) x 3 (well volumes) for 2" wells]
[0.653 x water column height (ft) x 3 (well volumes) for 4" wells]
[1.47 x water column height (ft) x 3 (well volumes) for 6" wells]

TIME	VOL. PURGED (gal)/L	Diss. Oxygen (+/- 10%) ✓	ORP (+/- 10 mV) ✓	pH (+/- 0.1 pH-units) ✓	SPEC. COND. (ms/cm) [+/- 3%] 0.01 ✓	TEMP (°C)	TURB. (NTU) [<10 NTU] ✓	Pump Rate ml/min. (& pump setting)	New Water Level ✓
Initial: 10:51	0.11/0.4	9.31	8.6	9.48	0.213	18.32	6.96	250 (NA)	5.14
10:56	0.5/1.9	2.40	~~2.40~~	8.16	0.333	20.00	2.91	300 (NA)	5.14
11:01	0.9/3.4	1.49	AS 1/25/19 -64.7	8.03	0.338	20.00	4.16	300 (NA)	5.14
			-78.5	~~8.01~~	~~0.338~~	~~20.27~~			
11:06	1.3/4.9	1.48	-89.6	8.01	0.338	20.27	3.56	300 (NA)	5.14
11:11	1.7/6.4	0.72	-65.1	7.90	0.338	20.29	3.38	300 (NA)	5.14
11:16	2.1/7.9	0.65	-56.2	7.88	0.337	20.30	1.78	300 (NA)	5.14
11:21	2.5/9.4	0.66	-66.1	7.88	0.337	20.52	2.45	300 (NA)	5.14

PARAMETERS ARE STABLE, WELL CAN BE SAMPLED.

NOTES: Turned purge rate up to ___ at 10:52; Small bubbles in water; Slight sweet odor.

SAMPLE DATE: 01/25/2019 SAMPLE ID: MW-313-0119
SAMPLE TIME: 11:30

CONTAINER SIZE/TYPE	NO.	PRESERVATIVE	ANALYTICAL METHOD	ANALYSIS
250 ml poly	1	HNO3	6020/ 7470A	Total Metals & Hg
40 ml vial	2	HCL	8260	VOC list
1 L Amber	2	None	8270C SIM	PAHs
500 ml poly	1	NaOH	9014	CN

GENERAL INFORMATION		
WEATHER:	SUNNY, 40°F	
SHIPPED VIA:	Delivered/Shipped to AES laboratory	
SHIPPED TO:	AES Laboratories, 3785 Presidential Parkway, Atlanta, GA 30340	
SAMPLER: A. SHORES		OBSERVER: NA.

PROJECT NAME: AGL-Augusta, Augusta, GA

FIELD SAMPLING REPORT

Project Number: 6122-15-0235

Amec Foster Wheeler, E&I
1075 BIG SHANTY ROAD NW, SUITE 100 KENNESAW GA 30144
PHONE: (770) 421-3400 / FAX: (770) 421-3486

SAMPLING EVENT: __1ST QUARTER __2ND QUARTER __3RD QUARTER __4TH QUARTER
MONITORING WELL TYPE: __Standard __ Compliance __Background __Extraction
WELL ID: MW-315-0119
WELL MATERIAL: PVC
SAMPLE METHOD: Peristaltic pump

DUP./REP. OF:_____

Top of Screened interval (btoc):_____
Screen length:_____
Tubing/Pump Intake Depth 80
Arrived at: 1110
Initial PID _____
Bailing PID = _____

Product In Well: Yes / No: _____(ft)

WELL DIAMETER: 4
DEPTH TO WATER: 6.22 GRAB (x) COMPOSITE ( )
TOTAL DEPTH: 84.91
WATER COLUMN HEIGHT:_____
PURGE VOLUME:_____
[0.04 x water column height (ft) x 3 (well volumes) for 1" wells]
[0.163 x water column height (ft) x 3 (well volumes) for 2" wells]
[0.653 x water column height (ft) x 3 (well volumes) for 4" wells]
[1.47 x water column height (ft) x 3 (well volumes) for 6" wells]

TIME	VOL. PURGED (gal)	Diss. Oxygen (+/- 10%)	ORP (+/- 10 mV)	pH (+/- 0.1 pH units)	SPEC. COND. (ms/cm) [+/- 3%]	TEMP (°C)	TURB. (NTU) [<10 NTU]	Pump Rate ml/min. (& pump setting)	New Water Level
Initial: 1135	0	1.71	-57.4	6.97	0.559	21.21	1.67	300 ( )	6.24
1145	0.5	0.53	-59.3	6.78	0.571	21.57	1.46	300	6.24
1150	0.75	0.46	-57.3	6.76	0.571	21.62	1.36	300	6.24
1155	1.0	0.40	-62.2	6.74	0.571	21.58	0.81	300	6.24
1200	1.25	0.37	-63.0	6.73	0.571	21.50	1.12	300	6.24
1205	1.50	0.35	-57.6	6.72	0.570	21.56	0.55	300	6.24

NOTES:

SAMPLE DATE: 1/24/19
SAMPLE TIME: 1208

CONTAINER SIZE/TYPE	NO.	PRESERVATIVE	ANALYTICAL METHOD	ANALYSIS
250 ml poly	1	HNO3	6020/ 7470A	Total Metals & Hg
40 ml vial	2	HCL	8260	VOC list
1 L Amber	2	None	8270C SIM	PAHs
500 ml poly	1	NaOH	9014	CN

GENERAL INFORMATION			
WEATHER:	Clear, Temp 55°F		
SHIPPED VIA:	Delivered/Shipped to AES laboratory		
SHIPPED TO:	AES Laboratories, 3785 Presidential Parkway, Atlanta, GA 30340		
SAMPLER:	Daniel Howard	OBSERVER:	

PROJECT NAME: AGL-Augusta, Augusta, GA

FIELD SAMPLING REPORT

Project Number: 6122-15-0235

Amec Foster Wheeler, E&I
1075 BIG SHANTY ROAD NW, SUITE 100 KENNESAW GA 30144
PHONE: (770) 421-3400 / FAX: (770) 421-3486

SAMPLING EVENT: __1ST QUARTER __2ND QUARTER __3RD QUARTER __4TH QUARTER
MONITORING WELL TYPE: __Standard __ Compliance __Background __Extraction
WELL ID: MW-318-0119
WELL MATERIAL: PVC
SAMPLE METHOD: Peristaltic pump

DUP./REP. OF:_____

Top of Screened Interval (btoc):_____
Screen length:_____
Tubing/Pump Intake Depth 72
Arrived at: 0940
Initial PID _____
Bailing PID = _____

Product In Well: Yes / No _____(ft)

WELL DIAMETER: 4
DEPTH TO WATER: 5.85 GRAB (x) COMPOSITE ( )
TOTAL DEPTH: 77.20
WATER COLUMN HEIGHT:_____
PURGE VOLUME:_____
[0.04 x water column height (ft) x 3 (well volumes) for 1" wells]
[0.163 x water column height (ft) x 3 (well volumes) for 2" wells]
[0.653 x water column height (ft) x 3 (well volumes) for 4" wells]
[1.47 x water column height (ft) x 3 (well volumes) for 6" wells]

TIME	VOL. PURGED (gal)	Diss. Oxygen (+/- 10%)	ORP (+/- 10 mV)	pH (+/- 0.1 pH units)	SPEC. COND. (ms/cm) [+/- 3%]	TEMP (°C)	TURB. (NTU) [<10 NTU]	Pump Rate ml/min. (& pump setting)	New Water Level
Initial: 1012	0	1.36	-60.0	6.83	0.697	20.75	1.06	200( )	5.87
1022	0.5	0.70	-90.5	6.89	0.697	20.91	0.71	200	5.90
1027	0.75	0.54	-88.6	6.88	0.695	20.73	0.87	200	5.90
1032	1.0	0.53	-87.1	6.88	0.694	20.85	0.45	200	5.90
1037	1.25	0.45	-89.7	6.89	0.693	20.99	0.58	200	5.90

NOTES:

SAMPLE DATE: 1/24/19
SAMPLE TIME: 1040

CONTAINER SIZE/TYPE	NO.	PRESERVATIVE	ANALYTICAL METHOD	ANALYSIS
250 ml poly	1	HNO3	6020/ 7470A	Total Metals & Hg
40 ml vial	2	HCL	8260	VOC list
1 L Amber	2	None	8270C SIM	PAHs
500 ml poly	1	NaOH	9014	CN

GENERAL INFORMATION		
WEATHER:	Clear & Windy, Temp 48°F	
SHIPPED VIA:	Delivered/Shipped to AES laboratory	
SHIPPED TO:	AES Laboratories, 3785 Presidential Parkway, Atlanta, GA 30340	
SAMPLER: Daniel Howard		OBSERVER:

PROJECT NAME: AGL-Augusta, Augusta, GA

FIELD SAMPLING REPORT

Project Number: 6122-15-0235

Amec Foster Wheeler, E&I
1075 BIG SHANTY ROAD NW, SUITE 100 KENNESAW GA 30144
PHONE: (770) 421-3400 / FAX: (770) 421-3486

SAMPLING EVENT: __1ST QUARTER __2ND QUARTER __3RD QUARTER __4TH QUARTER
MONITORING WELL TYPE: __Standard __ Compliance __Background __Extraction
WELL ID: MW 319 0119
WELL MATERIAL: PVC
SAMPLE METHOD: PERISTALTIC

DUP./REP. OF:_____

Top of Screened interval (btoc):_____
Screen length:_____
Tubing/Pump Intake Depth 75'
Arrived at:_____
Initial PID _____
Bailing PID = _____

Product In Well: Yes / No: _____(ft)

WELL DIAMETER: 4"
DEPTH TO WATER: 7.97 GRAB (x) COMPOSITE ( )
TOTAL DEPTH: 79.45
WATER COLUMN HEIGHT: 71.48
PURGE VOLUME: 46.46 (x3=139.39)
[0.04 x water column height (ft) x 3 (well volumes) for 1" wells]
[0.163 x water column height (ft) x 3 (well volumes) for 2" wells]
[0.653 x water column height (ft) x 3 (well volumes) for 4" wells]
[1.47 x water column height (ft) x 3 (well volumes) for 6" wells]

TIME	VOL. PURGED (gal)	Diss. Oxygen (+/- 10%)	ORP (+/- 10 mV)	pH (+/- 0.1 pH units)	SPEC. COND. (ms/cm) [+/- 3%]	TEMP (°C)	TURB. (NTU) [<10 NTU]	Pump Rate ml/min. (& pump setting)	New Water Level
Initial: 930	0.25	1.59	158.4	7.23	0.139	18.93	5.09	200 ( )	8.00
935	0.5	1.78	121.9	7.67	0.098	17.25	6.68		8.00
940	0.75	1.15	118.3	7.75	0.096	18.62	4.10		8.00
945	1.0	0.81	115.5	7.77	0.095	19.06	4.61		8.00
950	1.25	0.77	112.4	7.81	0.095	19.25	3.80		8.00
955	1.5	0.79	111.8	7.82	0.095	19.36	3.83		8.0
1000	1.75	0.77	110.7	7.83	0.095	19.31	3.21		8.0
1005	Collect								

NOTES:

SAMPLE DATE: 1-25-19
SAMPLE TIME: 1005

CONTAINER SIZE/TYPE	NO.	PRESERVATIVE	ANALYTICAL METHOD	ANALYSIS
250 ml poly	1	HNO3	6020/ 7470A	Total Metals & Hg
40 ml vial	2	HCL	8260	VOC list
1 L Amber	2	None	8270C SIM	PAHs
500 ml poly	1	NaOH	9014	CN

GENERAL INFORMATION		
WEATHER:	COLD!!! Clear - DRY	
SHIPPED VIA:	Delivered/Shipped to AES laboratory	
SHIPPED TO:	AES Laboratories, 3785 Presidential Parkway, Atlanta, GA 30340	
SAMPLER:	EMER GUILLEN	OBSERVER:

PROJECT NAME: AGL-Augusta, Augusta, GA

FIELD SAMPLING REPORT

Project Number: 6122-15-0235

Amec Foster Wheeler, E&I
1075 BIG SHANTY ROAD NW, SUITE 100 KENNESAW GA 30144
PHONE: (770) 421-3400 / FAX: (770) 421-3486

SAMPLING EVENT: __1ST QUARTER __2ND QUARTER __3RD QUARTER __4TH QUARTER
MONITORING WELL TYPE: __Standard __ Compliance __Background __Extraction
WELL ID: MW-320-0119
WELL MATERIAL: PVC
SAMPLE METHOD: Peristaltic pump

DUP./REP. OF: _____

Top of Screened interval (btoc): _____
Screen length: _____
Tubing/Pump Intake Depth 63
Arrived at: 1450
Initial PID _____
Bailing PID = _____

Product In Well: Yes / (No): _____(ft)

WELL DIAMETER: 4
DEPTH TO WATER: 7.24 GRAB (x) COMPOSITE ( )
TOTAL DEPTH: 68.8
WATER COLUMN HEIGHT: _____
PURGE VOLUME: _____
[0.04 x water column height (ft) x 3 (well volumes) for 1" wells]
[0.163 x water column height (ft) x 3 (well volumes) for 2" wells]
[0.653 x water column height (ft) x 3 (well volumes) for 4" wells]
[1.47 x water column height (ft) x 3 (well volumes) for 6" wells]

TIME	VOL. PURGED (gal)	Diss. Oxygen (+/- 10%)	ORP (+/- 10 mV)	pH (+/- 0.1 pH units)	SPEC. COND. (ms/cm) [+/- 3%]	TEMP (°C)	TURB. (NTU) [<10 NTU]	Pump Rate ml/min. (& pump setting)	New Water Level
Initial: 1515	0	6.04	3.2	9.64	0.113	21.07	1.48	300 ( )	7.25
1525	0.7	5.25	-9.4	10.10	0.113	21.73	0.90	300	7.25
1530	1.05	5.28	-9.8	10.16	0.116	21.61	0.73	300	7.26
1535	1.4	5.18	-10.0	10.18	0.116	21.57	0.83	300	7.25
1540	1.75	5.25	-10.4	10.18	0.116	21.54	0.68	300	7.26

NOTES: Also collected MS/MSD

SAMPLE DATE: 1/24/19
SAMPLE TIME: 1544

CONTAINER SIZE/TYPE	NO.	PRESERVATIVE	ANALYTICAL METHOD	ANALYSIS
250 ml poly	1	HNO3	6020/ 7470A	Total Metals & Hg
40 ml vial	2	HCL	8260	VOC list
1 L Amber	2	None	8270C SIM	PAHs
500 ml poly	1	NaOH	9014	CN

GENERAL INFORMATION		
WEATHER:	Clear + windy, Temp 58°F	
SHIPPED VIA:	Delivered/Shipped to AES laboratory	
SHIPPED TO:	AES Laboratories, 3785 Presidential Parkway, Atlanta, GA 30340	
SAMPLER: Daniel Howard		OBSERVER:

PROJECT NAME: AGL-Augusta, Augusta, GA

FIELD SAMPLING REPORT

Project Number: 6122-15-0235

Amec Foster Wheeler, E&I
1075 BIG SHANTY ROAD NW, SUITE 100 KENNESAW GA 30144
PHONE: (770) 421-3400 / FAX: (770) 421-3486

SAMPLING EVENT: __1ST QUARTER __2ND QUARTER __3RD QUARTER __4TH QUARTER
MONITORING WELL TYPE: __Standard __ Compliance __Background __Extraction
WELL ID: MW-325-0119
WELL MATERIAL: PVC
SAMPLE METHOD: Peristaltic pump

DUP./REP. OF:_____

Top of Screened interval (btoc):_____
Screen length:_____
Tubing/Pump Intake Depth 95
Arrived at: 1240
Initial PID _____
Bailing PID = _____

Product In Well: Yes / (No): _____(ft)

WELL DIAMETER: 4
DEPTH TO WATER: 8.75 GRAB (x) COMPOSITE ( )
TOTAL DEPTH: 105.45
WATER COLUMN HEIGHT:_____
PURGE VOLUME:_____
[0.04 x water column height (ft) x 3 (well volumes) for 1" wells]
[0.163 x water column height (ft) x 3 (well volumes) for 2" wells]
[0.653 x water column height (ft) x 3 (well volumes) for 4" wells]
[1.47 x water column height (ft) x 3 (well volumes) for 6" wells]

TIME	VOL. PURGED (gal)	Diss. Oxygen (+/- 10%)	ORP (+/- 10 mV)	pH (+/- 0.1 pH units)	SPEC. COND. (ms/cm) [+/- 3%]	TEMP (°C)	TURB. (NTU) [<10 NTU]	Pump Rate ml/min. (& pump setting)	New Water Level
Initial: 1313	0	2.71	35.8	7.56	0.233	21.41	16.7	200 ( )	9.36
1323	0.5	0.70	14.5	7.83	0.223	21.67	12.9	200	9.98
1328	0.75	0.51	6.8	7.92	0.222	21.82	14.5	200	10.26
1333	1.0	0.50	5.3	7.92	0.223	21.69	12.7	200	10.53
1338	1.25	0.48	1.6	7.93	0.222	21.70	13.1	200	10.78
1343	1.5	0.38	-5.2	7.96	0.222	21.68	10.6	200	11.01
1348	1.75	0.37	-8.6	7.97	0.222	21.68	9.31	200	11.24
1353	2.0	0.34	-13.8	7.97	0.222	21.83	9.11	200	11.49

NOTES: ~~Collected MS/MSD also~~ DUP

SAMPLE DATE: 1/24/19
SAMPLE TIME: 1355

CONTAINER SIZE/TYPE	NO.	PRESERVATIVE	ANALYTICAL METHOD	ANALYSIS
250 ml poly	1	HNO3	6020/ 7470A	Total Metals & Hg
40 ml vial	2	HCL	8260	VOC list
1 L Amber	2	None	8270C SIM	PAHs
500 ml poly	1	NaOH	9014	CN

GENERAL INFORMATION		
WEATHER:	Clear & Windy	
SHIPPED VIA:	Delivered/Shipped to AES laboratory	
SHIPPED TO:	AES Laboratories, 3785 Presidential Parkway, Atlanta, GA 30340	
SAMPLER:		OBSERVER:

PROJECT NAME: AGL-Augusta, Augusta, GA

FIELD SAMPLING REPORT

Project Number: 6122-15-0235

Amec Foster Wheeler, E&I
1075 BIG SHANTY ROAD NW, SUITE 100 KENNESAW GA 30144
PHONE: (770) 421-3400 / FAX: (770) 421-3486

SAMPLING EVENT: __1ST QUARTER __2ND QUARTER __3RD QUARTER __4TH QUARTER
MONITORING WELL TYPE: __Standard __ Compliance __Background __Extraction
WELL ID: MW402D-0119
WELL MATERIAL: PVC
SAMPLE METHOD: PERISTALTIC

DUP./REP. OF:_____

Top of Screened interval (btoc):_____
Screen length:_____
Tubing/Pump Intake Depth 21'
Arrived at:_____
Initial PID _____
Bailing PID = _____

Product In Well: Yes / No:_____(ft)

WELL DIAMETER: 2"
DEPTH TO WATER: 11.61
TOTAL DEPTH: 26.72
WATER COLUMN HEIGHT: 15.11
PURGE VOLUME: 2.42 (3x=2.25)

GRAB (x) COMPOSITE ( )

[0.04 x water column height (ft) x 3 (well volumes) for 1" wells]
[0.163 x water column height (ft) x 3 (well volumes) for 2" wells]
[0.653 x water column height (ft) x 3 (well volumes) for 4" wells]
[1.47 x water column height (ft) x 3 (well volumes) for 6" wells]

TIME	VOL. PURGED (gal)	Diss. Oxygen (+/- 10%)	ORP (+/- 10 mV)	pH (+/- 0.1 pH units)	SPEC. COND. (ms/cm) [+/- 3%]	TEMP (°C)	TURB. (NTU) [<10 NTU]	Pump Rate ml/min. (& pump setting)	New Water Level
Initial: 1305	0.25	1.54	81.2	6.73	0.147	20.40	24.9	200 ( )	11.72
1310	0.5	1.39	87.9	6.16	0.311	20.58	21.1		11.72
1315	0.75	1.24	86.2	6.22	0.313	20.39	16.2		11.72
1320	1.0	1.39	87.7	6.04	0.302	20.49	9.53		11.72
1325	1.25	0.59	86.4	6.01	0.655	20.96	12.2		11.72
1330	1.5	0.49	82.5	6.01	0.674	21.16	10.1		11.72
1335	1.75	0.50	82.1	6.01	0.675	21.19	8.36		11.72
1340	2.0	0.51	81.4	6.01	0.676	21.21	6.33		11.72
1345	2.25	0.52	80.9	6.01	0.676	21.23	4.64		11.72
1350	Collect Sample								

NOTES:

SAMPLE DATE: 1-23-19
SAMPLE TIME: 1350

CONTAINER SIZE/TYPE	NO.	PRESERVATIVE	ANALYTICAL METHOD	ANALYSIS
250 ml poly	1	HNO3	6020/ 7470A	Total Metals & Hg
40 ml vial	2	HCL	8260	VOC list
1 L Amber	2	None	8270C SIM	PAHs
500 ml poly	1	NaOH	9014	CN

GENERAL INFORMATION		
WEATHER:	COLD – CLOUDY – SOME RAIN	
SHIPPED VIA:	Delivered/Shipped to AES laboratory	
SHIPPED TO:	AES Laboratories, 3785 Presidential Parkway, Atlanta, GA 30340	
SAMPLER: EVER GUILLEN		OBSERVER:

PROJECT NAME: AGL-Augusta, Augusta, GA

FIELD SAMPLING REPORT

Project Number: 6122-15-0235

Amec Foster Wheeler, E&I
1075 BIG SHANTY ROAD NW, SUITE 100 KENNESAW GA 30144
PHONE: (770) 421-3400 / FAX: (770) 421-3486

SAMPLING EVENT: __1ST QUARTER __2ND QUARTER __3RD QUARTER __4TH QUARTER
MONITORING WELL TYPE: __Standard __ Compliance __Background __Extraction
WELL ID: MW-402S0119
WELL MATERIAL: PVC
SAMPLE METHOD: PERISTALTIC

DUP./REP. OF:_____

Top of Screened interval (btoc):_____
Screen length:_____
Tubing/Pump Intake Depth 16'
Arrived at:_____
Initial PID _____
Bailing PID = _____

Product In Well: Yes / No:_____(ft)

WELL DIAMETER: 2"
DEPTH TO WATER: 11.71 GRAB (x) COMPOSITE ( )
TOTAL DEPTH: 19.49
WATER COLUMN HEIGHT: 7.78
PURGE VOLUME: 1.24 (x3=3.73)
[0.04 x water column height (ft) x 3 (well volumes) for 1" wells]
[0.163 x water column height (ft) x 3 (well volumes) for 2" wells]
[0.653 x water column height (ft) x 3 (well volumes) for 4" wells]
[1.47 x water column height (ft) x 3 (well volumes) for 6" wells]

TIME	VOL. PURGED (gal)	Diss. Oxygen (+/- 10%)	ORP (+/- 10 mV)	pH (+/- 0.1 pH units)	SPEC. COND. (ms/cm) [+/- 3%]	TEMP (°C)	TURB. (NTU) [<10 NTU]	Pump Rate ml/min. (& pump setting)	New Water Level
Initial: 1430	0.25	0.53	78.1	5.96	0.572	21.12	11.0	200 ( )	11.79
1435	0.5	0.45	76.7	5.94	0.572	21.10	8.82	↓	11.79
1440	0.75	0.41	76.5	5.93	0.572	20.96	6.76		11.79
1445	1.0	0.42	76.2	5.92	0.571	20.97	5.17		11.79
1450	1.25	0.42	75.8	5.91	0.571	20.96	4.08		11.79
1455	1.5	0.42	75.5	5.91	0.571	20.94	4.21		11.79
1500	Collect Sample								

NOTES:

SAMPLE DATE: 1-23-19
SAMPLE TIME: 1500

CONTAINER SIZE/TYPE	NO.	PRESERVATIVE	ANALYTICAL METHOD	ANALYSIS
250 ml poly	1	HNO3	6020/ 7470A	Total Metals & Hg
40 ml vial	2	HCL	8260	VOC list
1 L Amber	2	None	8270C SIM	PAHs
500 ml poly	1	NaOH	9014	CN

GENERAL INFORMATION		
WEATHER:	Cold - Cloudy - Some Rain	
SHIPPED VIA:	Delivered/Shipped to AES laboratory	
SHIPPED TO:	AES Laboratories, 3785 Presidential Parkway, Atlanta, GA 30340	
SAMPLER:	EVER GUILLEN	OBSERVER:

PROJECT NAME: AGL-Augusta, Augusta, GA

FIELD SAMPLING REPORT

Project Number: 6122-15-0235

Amec Foster Wheeler, E&I
1075 BIG SHANTY ROAD NW, SUITE 100 KENNESAW GA 30144
PHONE: (770) 421-3400 / FAX: (770) 421-3486

SAMPLING EVENT: __1ST QUARTER __2ND QUARTER __3RD QUARTER __4TH QUARTER
MONITORING WELL TYPE: __Standard __ Compliance __Background __Extraction
WELL ID: MW404DR 0119
WELL MATERIAL: PVC
SAMPLE METHOD: PERISTALTIC

Product In Well: Yes (No:) _____(ft)

DUP./REP. OF: _____

WELL DIAMETER: 2"
DEPTH TO WATER: 6.54 GRAB (x) COMPOSITE ( )
TOTAL DEPTH: 21.66

Top of Screened interval (btoc): _____
Screen length: _____
Tubing/Pump Intake Depth 20'
Arrived at: _____
Initial PID _____
Bailing PID = _____

WATER COLUMN HEIGHT: 15.12
PURGE VOLUME: 2.42 (x 3 = 7.26)
[0.04 x water column height (ft) x 3 (well volumes) for 1" wells]
[0.163 x water column height (ft) x 3 (well volumes) for 2" wells]
[0.653 x water column height (ft) x 3 (well volumes) for 4" wells]
[1.47 x water column height (ft) x 3 (well volumes) for 6" wells]

TIME	VOL. PURGED (gal)	Diss. Oxygen (+/- 10%)	ORP (+/- 10 mV)	pH (+/- 0.1 pH units)	SPEC. COND. (ms/cm) [+/- 3%]	TEMP (°C)	TURB. (NTU) [<10 NTU]	Pump Rate ml/min. (& pump setting)	New Water Level
Initial: 955	0.25	4.87	9.0	7.87	0.094	19.19	13.8	200 ( )	7.03
1000	0.5	2.04	24.3	7.04	0.087	19.28	11.1	200	7.57
1008	1.5	2.13	-3.5	6.72	0.085	19.36	18.3	500	8.92
1016	2.5	2.44	15.9	6.53	0.082	19.0	17.2	500	10.36
1024	3.5	2.59	23.9	6.46	0.081	18.85	18.8	500	12.27
1032	4.5	2.75	34.1	6.37	0.079	18.63	16.0	500	~~13.80~~ 13.91
1040	5.5	2.94	45.7	6.28	0.076	18.52	13.8	500	15.44
1048	6.5	1.01	7.1	5.98	0.143	19.91	11.4	500	17.21
1052	7.0	1.04	-3.2	5.99	0.151	19.88	3.31	500	17.99
1056	7.5	1.07	-5.8	5.97	0.153	19.89	2.73	500	18.76
1100	Collect Sample								

NOTES: NOT ABLE TO MAINTAIN LOW FLOW RATE WITHOUT DRAW DOWN - PURGED 3 WELL VOLUMES BEFORE SAMPLING

SAMPLE DATE: 1-24-19
SAMPLE TIME: 1100

CONTAINER SIZE/TYPE	NO.	PRESERVATIVE	ANALYTICAL METHOD	ANALYSIS
250 ml poly	1	HNO3	6020/ 7470A	Total Metals & Hg
40 ml vial	2	HCL	8260	VOC list
1 L Amber	2	None	8270C SIM	PAHs
500 ml poly	1	NaOH	9014	CN

GENERAL INFORMATION			
WEATHER:	COLD - CLOUDY - SOME RAIN		
SHIPPED VIA:	Delivered/Shipped to AES laboratory		
SHIPPED TO:	AES Laboratories, 3785 Presidential Parkway, Atlanta, GA 30340		
SAMPLER:	EVER GUILLEN	OBSERVER:	

PROJECT NAME: AGL-Augusta, Augusta, GA

FIELD SAMPLING REPORT

Project Number: 6122-15-0235

Amec Foster Wheeler, E&I
1075 BIG SHANTY ROAD NW, SUITE 100 KENNESAW GA 30144
PHONE: (770) 421-3400 / FAX: (770) 421-3486

SAMPLING EVENT: __1ST QUARTER __2ND QUARTER __3RD QUARTER __4TH QUARTER
MONITORING WELL TYPE: __Standard __ Compliance __Background __Extraction
WELL ID: MW40BDR0119
WELL MATERIAL: PVC
SAMPLE METHOD: PERISTALTIC

DUP./REP. OF:_____

Top of Screened interval (btoc):_____
Screen length:_____
Tubing/Pump Intake Depth 22'
Arrived at:_____
Initial PID _____
Bailing PID = _____

Product In Well: Yes / No:_____(ft)

WELL DIAMETER: 2"
DEPTH TO WATER: 7.87 GRAB (x) COMPOSITE ( )
TOTAL DEPTH: 24.65
WATER COLUMN HEIGHT: 16.78
PURGE VOLUME: 2.68 (3x=8.05)
[0.04 x water column height (ft) x 3 (well volumes) for 1" wells]
[0.163 x water column height (ft) x 3 (well volumes) for 2" wells]
[0.653 x water column height (ft) x 3 (well volumes) for 4" wells]
[1.47 x water column height (ft) x 3 (well volumes) for 6" wells]

TIME	VOL. PURGED (gal)	Diss. Oxygen (+/- 10%)	ORP (+/- 10 mV)	pH (+/- 0.1 pH units)	SPEC. COND. (ms/cm) [+/- 3%]	TEMP (°C)	TURB. (NTU) [<10 NTU]	Pump Rate ml/min. (& pump setting)	New Water Level
Initial: 1610	0.25	0.75	-58.0	6.89	0.684	17.25	6.96	200 ( )	8.31
1615	0.5	0.56	-43.1	5.87	0.679	17.04	8.16	200	9.52
1625	0.75	0.37	-30.5	5.86	0.679	16.60	7.70	100	10.42
1635	1.0	0.37	-26.4	5.79	0.680	16.42	9.08	100	10.52
1645	1.25	0.35	-23.9	5.78	0.681	16.41	6.27	100	10.61
1655	1.5	0.37	-23.4	5.78	0.681	16.46	5.77	100	10.68
1700	Collect Sample								

NOTES:

SAMPLE DATE: 1-24-19
SAMPLE TIME: 1700

CONTAINER SIZE/TYPE	NO.	PRESERVATIVE	ANALYTICAL METHOD	ANALYSIS
250 ml poly	1	HNO3	6020/ 7470A	Total Metals & Hg
40 ml vial	2	HCL	8260	VOC list
1 L Amber	2	None	8270C SIM	PAHs
500 ml poly	1	NaOH	9014	CN

GENERAL INFORMATION		
WEATHER:	COLD-CLEAR-HUMID	
SHIPPED VIA:	Delivered/Shipped to AES laboratory	
SHIPPED TO:	AES Laboratories, 3785 Presidential Parkway, Atlanta, GA 30340	
SAMPLER: EVER GUILLEN		OBSERVER:

PROJECT NAME: AGL-Augusta, Augusta, GA

FIELD SAMPLING REPORT

Project Number: 6122-15-0235

Amec Foster Wheeler, E&I
1075 BIG SHANTY ROAD NW, SUITE 100 KENNESAW GA 30144
PHONE: (770) 421-3400 / FAX: (770) 421-3486

SAMPLING EVENT: __1ST QUARTER __2ND QUARTER __3RD QUARTER __4TH QUARTER
MONITORING WELL TYPE: __Standard __ Compliance __Background __Extraction
WELL ID: ~~MW-408S 0119~~ MW-408S 0119
WELL MATERIAL: PVC
SAMPLE METHOD: PERISTALTIC

Product In Well: Yes / No: _____(ft)

DUP./REP. OF:_____

WELL DIAMETER: 2"
DEPTH TO WATER: 7.87 GRAB (x) COMPOSITE ( )
TOTAL DEPTH: 18.58 ~~24.45~~
WATER COLUMN HEIGHT: 10.75

Top of Screened interval (btoc):_____
Screen length:_____
Tubing/Pump Intake Depth 15'
Arrived at:_____
Initial PID _____
Bailing PID = _____

PURGE VOLUME: 1.71 (x3=5.14)
[0.04 x water column height (ft) x 3 (well volumes) for 1" wells]
[0.163 x water column height (ft) x 3 (well volumes) for 2" wells]
[0.653 x water column height (ft) x 3 (well volumes) for 4" wells]
[1.47 x water column height (ft) x 3 (well volumes) for 6" wells]

TIME	VOL. PURGED (gal)	Diss. Oxygen (+/- 10%)	ORP (+/- 10 mV)	pH (+/- 0.1 pH units)	SPEC. COND. (ms/cm) [+/- 3%]	TEMP (°C)	TURB. (NTU) [<10 NTU]	Pump Rate ml/min. (& pump setting)	New Water Level
Initial: 1440	0.25	5.17	-140.9	6.25	0.964	19.51	32.8	200 ( )	7.96
1445	0.5	0.87	-136.0	6.17	0.997	19.64	26.5	↓	7.96
1450	0.75	0.73	-115.4	6.19	1.003	19.43	26.1		7.96
1455	1.0	0.67	-121.1	6.20	1.001	19.24	22.0		7.96
1500	1.25	0.53	-121.5	6.21	0.998	19.20	18.3		7.96
1505	1.5	0.54	-131.9	6.22	0.994	19.12	14.7		7.96
1510	1.75	0.51	-139.3	6.23	0.993	19.09	11.9		7.96
1515	2.0	0.50	-138.0	6.24	0.992	19.05	9.52		7.96
1520	2.25	0.51	-134.8	6.24	0.991	19.07	8.31		7.96
1525	Collect Sample								

NOTES:

SAMPLE DATE: 1-24-19
SAMPLE TIME: 1525

CONTAINER SIZE/TYPE	NO.	PRESERVATIVE	ANALYTICAL METHOD	ANALYSIS
250 ml poly	1	HNO3	6020/ 7470A	Total Metals & Hg
40 ml vial	2	HCL	8260	VOC list
1 L Amber	2	None	8270C SIM	PAHs
500 ml poly	1	NaOH	9014	CN

GENERAL INFORMATION		
WEATHER:	COLD - CLEAR - HUMID	
SHIPPED VIA:	Delivered/Shipped to AES laboratory	
SHIPPED TO:	AES Laboratories, 3785 Presidential Parkway, Atlanta, GA 30340	
SAMPLER: EVER GUILLEN		OBSERVER:

PROJECT NAME: AGL-Augusta, Augusta, GA

FIELD SAMPLING REPORT

Project Number: 6122-15-0235

Amec Foster Wheeler, E&I
1075 BIG SHANTY ROAD NW, SUITE 100 KENNESAW GA 30144
PHONE: (770) 421-3400 / FAX: (770) 421-3486

SAMPLING EVENT: __1ST QUARTER __2ND QUARTER __3RD QUARTER __4TH QUARTER
MONITORING WELL TYPE: __Standard __ Compliance __Background __Extraction
WELL ID: MW-500BR 0119
WELL MATERIAL: PVC
SAMPLE METHOD: PERISTALTIC

DUP./REP. OF:_____

Top of Screened interval (btoc):_____
Screen length:_____
Tubing/Pump Intake Depth 50'
Arrived at:_____
Initial PID _____
Bailing PID = _____

Product In Well: Yes / (No): _____(ft)

WELL DIAMETER: 3"
DEPTH TO WATER: 7.48 GRAB (x) COMPOSITE ( )
TOTAL DEPTH: 55.03
WATER COLUMN HEIGHT: 47.55
PURGE VOLUME: 22.82 (x3=68.47)
[0.04 x water column height (ft) x 3 (well volumes) for 1" wells]
[0.163 x water column height (ft) x 3 (well volumes) for 2" wells]
[0.653 x water column height (ft) x 3 (well volumes) for 4" wells]
[1.47 x water column height (ft) x 3 (well volumes) for 6" wells]

TIME	VOL. PURGED (gal)	Diss. Oxygen (+/- 10%)	ORP (+/- 10 mV)	pH (+/- 0.1 pH units)	SPEC. COND. (ms/cm) [+/- 3%]	TEMP (°C)	TURB. (NTU) [<10 NTU]	Pump Rate ml/min. (& pump setting)	New Water Level
Initial: 940	0.25	0.75	144.1	7.80	0.164	19.29	5.27	200 ( )	7.55
945	0.5	0.47	136.0	7.93	0.162	20.03	4.46		7.55
950	0.75	0.39	127.3	8.08	0.162	20.27	3.39		7.55
955	1.0	0.38	122.8	8.16	0.163	20.31	3.75		7.55
1000	1.25	0.32	116.3	8.25	0.163	20.25	4.37		7.55
1005	1.50	0.33	103.0	8.40	0.164	20.24	3.27		7.55
1010	1.75	0.29	99.1	8.47	0.163	20.29	3.24		7.55
1015	2.0	0.29	95.7	8.49	0.164	20.37	3.12		7.55
1020	Collect		Sample						

NOTES:

SAMPLE DATE: 1-23-19
SAMPLE TIME: 1020

CONTAINER SIZE/TYPE	NO.	PRESERVATIVE	ANALYTICAL METHOD	ANALYSIS
250 ml poly	1	HNO3	6020/ 7470A	Total Metals & Hg
40 ml vial	2	HCL	8260	VOC list
1 L Amber	2	None	8270C SIM	PAHs
500 ml poly	1	NaOH	9014	CN

GENERAL INFORMATION		
WEATHER:	COLD - CLOUDY - SOME RAIN	
SHIPPED VIA:	Delivered/Shipped to AES laboratory	
SHIPPED TO:	AES Laboratories, 3785 Presidential Parkway, Atlanta, GA 30340	
SAMPLER: EVER GUILLEN		OBSERVER:

PROJECT NAME: AGL-Augusta, Augusta, GA

FIELD SAMPLING REPORT

Project Number: 6122-15-0235

Amec Foster Wheeler, E&I
1075 BIG SHANTY ROAD NW, SUITE 100 KENNESAW GA 30144
PHONE: (770) 421-3400 / FAX: (770) 421-3486

SAMPLING EVENT: __1ST QUARTER __2ND QUARTER __3RD QUARTER __4TH QUARTER
MONITORING WELL TYPE: __Standard __ Compliance __Background __Extraction
WELL ID: MW-501S 0119
WELL MATERIAL: PVC
SAMPLE METHOD: PERISTALTIC

DUP./REP. OF: DUP-4 @1200

Top of Screened interval (btoc):_____
Screen length:_____
Tubing/Pump Intake Depth 10'
Arrived at:_____
Initial PID _____
Bailing PID = _____

Product In Well: Yes / No:_____(ft)

WELL DIAMETER: 2"
DEPTH TO WATER: 6.61 GRAB (x) COMPOSITE ( )
TOTAL DEPTH: 11.97
WATER COLUMN HEIGHT: 5.36
PURGE VOLUME: 0.86 (x3 = 2.57)
[0.04 x water column height (ft) x 3 (well volumes) for 1" wells]
[0.163 x water column height (ft) x 3 (well volumes) for 2" wells]
[0.653 x water column height (ft) x 3 (well volumes) for 4" wells]
[1.47 x water column height (ft) x 3 (well volumes) for 6" wells]

TIME	VOL. PURGED (gal)	Diss. Oxygen (+/- 10%)	ORP (+/- 10 mV)	pH (+/- 0.1 pH units)	SPEC. COND. (ms/cm) [+/- 3%]	TEMP (°C)	TURB. (NTU) [<10 NTU]	Pump Rate ml/min. (& pump setting)	New Water Level
Initial: 1205	0.25	5.09	86.5	6.13	0.043	14.29	107	200 ( )	6.93
1210	0.5	4.89	88.1	6.17	0.051	14.56	139		7.21
1215	0.75	4.59	90.4	6.24	0.068	14.74	128		7.47
1220	1.0	4.50	90.6	6.18	0.061	14.71	119		7.68
1225	1.25	4.21	91.1	6.19	0.054	14.89	111		7.90
1230	1.5	3.97	91.5	6.14	0.052	15.02	98.1		8.22
1235	1.75	3.64	94.0	6.10	0.051	15.09	89.2		8.47
1240	2.0	3.52	95.2	6.10	0.053	15.19	99.1		8.49
1245	2.25	7.66	103.2	6.10	0.056	15.21	92.3		8.49
1250	2.5	7.85	103.1	6.12	0.057	15.14	90.4		8.49
1255	2.75	7.93	104.2	6.13	0.058	15.08	97.8		8.49
1300	Collect Sample								

NOTES: WATER IN WELL VAULT - SOME SEEPAGE INTO WELL NOTED - NOT ABLE TO LOW FLOW WITHOUT DRAW DOWN - WILL PURGE 3 WELL VOLUMES BEFORE SAMPLING -

SAMPLE DATE: 1-24-19
SAMPLE TIME: 1300

CONTAINER SIZE/TYPE	NO.	PRESERVATIVE	ANALYTICAL METHOD	ANALYSIS
250 ml poly	1	HNO3	6020/ 7470A	Total Metals & Hg
40 ml vial	2	HCL	8260	VOC list
1 L Amber	2	None	8270C SIM	PAHs
500 ml poly	1	NaOH	9014	CN

GENERAL INFORMATION		
WEATHER:	COLD - CLOUDY - SOME RAIN	
SHIPPED VIA:	Delivered/Shipped to AES laboratory	
SHIPPED TO:	AES Laboratories, 3785 Presidential Parkway, Atlanta, GA 30340	
SAMPLER: EVER GUILLEN		OBSERVER:

PROJECT NAME: AGL-Augusta, Augusta, GA

FIELD SAMPLING REPORT

Project Number: 6122-15-0235

Amec Foster Wheeler, E&I
1075 BIG SHANTY ROAD NW, SUITE 100 KENNESAW GA 30144
PHONE: (770) 421-3400 / FAX: (770) 421-3486

SAMPLING EVENT: __1ST QUARTER __2ND QUARTER __3RD QUARTER __4TH QUARTER
MONITORING WELL TYPE: __Standard __ Compliance __Background __Extraction
WELL ID: MW-505D
WELL MATERIAL: PVC
SAMPLE METHOD: Low FLOW / VOLUME
PUMP TYPE: MASTERFLEX E/S PERISTALTIC
DUP./REP. OF: NA

Top of Screened interval (btoc): ~22.80
Screen length: 5.0'
Tubing/Pump Intake Depth 26.0' btoc
Arrived at: 11:55
Initial PID —
Bailing PID = —

Product In Well: Yes (No:) _____ (ft)

WELL DIAMETER: 2.0"
DEPTH TO WATER: 4.34' btoc GRAB (x) COMPOSITE ( )
TOTAL DEPTH: 28.19' btoc
WATER COLUMN HEIGHT: 23.85'
PURGE VOLUME: 3.89 gal. (14.72)
[0.04 x water column height (ft) x 3 (well volumes) for 1" wells]
[0.163 x water column height (ft) x 3 (well volumes) for 2" wells]
[0.653 x water column height (ft) x 3 (well volumes) for 4" wells]
[1.47 x water column height (ft) x 3 (well volumes) for 6" wells]

TIME	VOL. PURGED (gal) / L	Diss. Oxygen (+/- 10%) ✓ 0.04 mg/L ✓	ORP (+/- 10 mV) ✓	pH (+/- 0.1 pH units)	SPEC. COND. (ms/cm) [+/- 3%] 0.02 ✓	TEMP (°C)	TURB. (NTU) [<10 NTU] ✓	Pump Rate ml/min. (& pump setting)	New Water Level ✓
Initial: 12:27	0.03 / 0.12	2.50	-65.2	6.76	0.655	17.43	5.47	210 (NA)	4.41
12:32	0.31 / 1.17	1.79	-48.0	6.68	0.687	18.35	3.87	210 (NA)	4.42
12:37	0.64 / 2.42	0.76	-41.4	6.61	0.689	18.78	7.80	250 (NA)	4.43
12:42	0.97 / 3.67	0.41	-43.9	6.57	0.685	18.98	4.78	250 (NA)	4.43
12:47	1.3 / 4.92	0.39	-41.3	6.54	0.679	19.03	2.25	250 (NA)	4.42
12:52	1.63 / 6.17	0.42	-25.5	6.51	0.675	19.12	1.52	250 (NA)	4.42
12:57	1.96 / 7.42	0.43	-30.5	6.51	0.672	19.12	2.13	250 (NA)	4.42
PARAMETERS ARE STABLE, WELL CAN BE SAMPLED.									

NOTES: White particles in water, slight sulferous odour, small air bubbles in water @ ± 12:47

SAMPLE DATE: 01/22/2019 SAMPLE ID: MW-505D-0119
SAMPLE TIME: 13:05

CONTAINER SIZE/TYPE	NO.	PRESERVATIVE	ANALYTICAL METHOD	ANALYSIS
250 ml poly	1	HNO3	6020/ 7470A	Total Metals & Hg
40 ml vial	2	HCL	8260	VOC list
1 L Amber	2	None	8270C SIM	PAHs
500 ml poly	1	NaOH	9014	CN

GENERAL INFORMATION		
WEATHER:	Sunny, 43°F	
SHIPPED VIA:	Delivered/Shipped to AES laboratory	
SHIPPED TO:	AES Laboratories, 3785 Presidential Parkway, Atlanta, GA 30340	
SAMPLER: A. SHOREDITS		OBSERVER: NA.

PROJECT NAME: AGL-Augusta, Augusta, GA

FIELD SAMPLING REPORT

Project Number: 6122 15-0235

Amec Foster Wheeler, E&I
1075 BIG SHANTY ROAD NW, SUITE 100 KENNESAW GA 30144
PHONE: (770) 421-3400 / FAX: (770) 421-3486

SAMPLING EVENT: __1ST QUARTER __2ND QUARTER __3RD QUARTER __4TH QUARTER
MONITORING WELL TYPE: __Standard __ Compliance __Background __Extraction
WELL ID: MW-507BR 0119
WELL MATERIAL: PVC
SAMPLE METHOD: PERISTALTIC

DUP./REP. OF:_____

Top of Screened interval (btoc):_____
Screen length:_____
Tubing/Pump Intake Depth 93.0'
Arrived at:_____
Initial PID _____
Bailing PID = _____

Product In Well: Yes / (No:) _____(ft)

WELL DIAMETER: 4"
DEPTH TO WATER: 13.68 GRAB (x) COMPOSITE ( )
TOTAL DEPTH: 98.32
WATER COLUMN HEIGHT: 84.64
PURGE VOLUME: 55.27 (x 3 = 165.81)
[0.04 x water column height (ft) x 3 (well volumes) for 1" wells]
[0.163 x water column height (ft) x 3 (well volumes) for 2" wells]
[0.653 x water column height (ft) x 3 (well volumes) for 4" wells]
[1.47 x water column height (ft) x 3 (well volumes) for 6" wells]

TIME	VOL. PURGED (gal)	Diss. Oxygen (+/- 10%)	ORP (+/- 10 mV)	pH (+/- 0.1 pH units)	SPEC. COND. (ms/cm) [+/- 3%]	TEMP (°C)	TURB. (NTU) [<10 NTU]	Pump Rate ml/min. (& pump setting)	New Water Level
Initial: 1325	0.25	0.42	88.0	8.53	0.754	19.11	>1000	200 ( )	13.69
1330	0.5	0.35	86.7	8.55	0.758	19.12	>1000		13.91
1335	0.75	0.34	86.1	8.57	0.765	19.11	>1000		14.16
1340	1.0	0.33	85.9	8.60	0.773	19.14	>1000		14.37
1345	1.25	0.32	85.3	8.58	0.778	19.17	>1000		14.63
1350	1.5	0.29	85.0	8.60	0.781	19.15	>1000		14.88
1355	1.75	0.28	86.3	8.61	0.788	19.20	>1000		15.15
1400	2.0	0.27	84.7	8.63	0.789	19.23	>1000		15.41
1405	2.25	0.28	82.8	8.64	0.790	1924	>1000		15.62
1410	2.5	0.28	83.0	8.64	0.782	19.18	>1000		15.85
1415	2.75	0.27	80.8	8.66	0.792	19.25	>1000		16.11
1420	3.0	0.25	74.7	8.72	0.796	19.29	709		16.33
1425	3.25	0.26	74.0	8.68	0.796	19.33	347		16.56
1430	3.5	0.26	72.2	8.64	0.799	19.19	457		16.80
1435	3.75	0.25	66.2	8.68	0.800	19.20	316	↓	17.03
1440	4.0	0.25	20.2	8.71	0.803	1912	282		17.24

NOTES: MILKY WHITE Water Color

SAMPLE DATE: 1-22-19
SAMPLE TIME: 1530

CONTAINER SIZE/TYPE	NO.	PRESERVATIVE	ANALYTICAL METHOD	ANALYSIS
250 ml poly	1	HNO3	6020/ 7470A	Total Metals & Hg
40 ml vial	2	HCL	8260	VOC list
1 L Amber	2	None	8270C SIM	PAHs
500 ml poly	1	NaOH	9014	CN

GENERAL INFORMATION			
WEATHER:	COLD !!! - CLEAR		
SHIPPED VIA:	Delivered/Shipped to AES laboratory		
SHIPPED TO:	AES Laboratories, 3785 Presidential Parkway, Atlanta, GA 30340		
SAMPLER:	EVER GUILLEN	OBSERVER:	

PROJECT NAME: AGL-Augusta, Augusta, GA

FIELD SAMPLING REPORT

Project Number: 6122-15-0235

Amec Foster Wheeler, E&I
1075 BIG SHANTY ROAD NW, SUITE 100 KENNESAW GA 30144
PHONE: (770) 421-3400 / FAX: (770) 421-3486

2 OF 2

SAMPLING EVENT: __1ST QUARTER __2ND QUARTER __3RD QUARTER __4TH QUARTER
MONITORING WELL TYPE: __Standard __ Compliance __Background __Extraction
WELL ID: MW-507BR
WELL MATERIAL: PVC
SAMPLE METHOD: _____

Product In Well: Yes / No: _____(ft)

DUP./REP. OF: _____

WELL DIAMETER: _____
DEPTH TO WATER: _____ GRAB (x) COMPOSITE ( )
TOTAL DEPTH: _____

Top of Screened interval (btoc): _____
Screen length: _____
Tubing/Pump Intake Depth _____
Arrived at: _____
Initial PID _____
Bailing PID = _____

WATER COLUMN HEIGHT: _____
PURGE VOLUME: _____
[0.04 x water column height (ft) x 3 (well volumes) for 1" wells]
[0.163 x water column height (ft) x 3 (well volumes) for 2" wells]
[0.653 x water column height (ft) x 3 (well volumes) for 4" wells]
[1.47 x water column height (ft) x 3 (well volumes) for 6" wells]

TIME	VOL. PURGED (gal)	Diss. Oxygen (+/- 10%)	ORP (+/- 10 mV)	pH (+/- 0.1 pH units)	SPEC. COND. (ms/cm) [+/- 3%]	TEMP (°C)	TURB. (NTU) [<10 NTU]	Pump Rate ml/min. (& pump setting)	New Water Level
Initial: 1445	4.25	0.24	12.2	8.72	0.805	19.15	254	200 ( )	17.47
1450	4.5	0.24	-21.6	8.73	0.806	19.14	230		17.69
1455	4.75	0.24	-45.9	8.73	0.807	19.10	205		17.95
1500	5.0	0.21	-136.9	8.76	0.813	19.03	175		18.20
1505	5.25	0.21	-149.5	8.78	0.815	19.07	205		18.44
1510	5.50	0.20	-170.3	8.83	0.820	19.07	199		18.70
1515	5.75	0.20	-176.9	8.84	0.821	19.09	242		18.99
1520	6.0	0.20	-179.6	8.84	0.821	19.10	318		19.32
1525	Collect Sample								

NOTES: Turbidity Not Stable - Will Not Go Below 175 NTU;

SAMPLE DATE: 1-22-19
SAMPLE TIME: 1530

CONTAINER SIZE/TYPE	NO.	PRESERVATIVE	ANALYTICAL METHOD	ANALYSIS
250 ml poly	1	HNO3	6020/ 7470A	Total Metals & Hg
40 ml vial	2	HCL	8260	VOC list
1 L Amber	2	None	8270C SIM	PAHs
500 ml poly	1	NaOH	9014	CN

GENERAL INFORMATION		
WEATHER:	COLD!!! CLEAR	
SHIPPED VIA:	Delivered/Shipped to AES laboratory	
SHIPPED TO:	AES Laboratories, 3785 Presidential Parkway, Atlanta, GA 30340	
SAMPLER: EVER GUILLEN		OBSERVER:

PROJECT NAME: AGL-Augusta, Augusta, GA

FIELD SAMPLING REPORT

Project Number: 6122-15-0235

Amec Foster Wheeler, E&I
1075 BIG SHANTY ROAD NW, SUITE 100 KENNESAW GA 30144
PHONE: (770) 421-3400 / FAX: (770) 421-3486

SAMPLING EVENT: __1ST QUARTER __2ND QUARTER __3RD QUARTER __4TH QUARTER
MONITORING WELL TYPE: ✓Standard __ Compliance __Background __Extraction
WELL ID: MW-508BR
WELL MATERIAL: PVC
SAMPLE METHOD: LOW FLOW / VOLUME
PUMP TYPE: MASTERFLEX E/S PERISTALTIC
DUP./REP. OF: –

Product In Well: Yes / No (circled) _____(ft)
WELL DIAMETER: 4.0"
DEPTH TO WATER: 8.44' btoc GRAB (x) COMPOSITE ( )
TOTAL DEPTH: 78.33' btoc
WATER COLUMN HEIGHT: 69.89'
PURGE VOLUME: 11.4 gal (43.15L)
[0.04 x water column height (ft) x 3 (well volumes) for 1" wells]
[0.163 x water column height (ft) x 3 (well volumes) for 2" wells]
[0.653 x water column height (ft) x 3 (well volumes) for 4" wells]
[1.47 x water column height (ft) x 3 (well volumes) for 6" wells]

Top of Screened interval (btoc): –
Screen length: –
Tubing/Pump Intake Depth 70.0' btoc
Arrived at: 09:15
Initial PID –
Bailing PID = –

TIME	VOL. PURGED (gal) /L	~ mg/L Diss. Oxygen (+/- 10%)	✓ ORP (+/- 10 mV)	✓ pH (+/- 0.1 pH units)	0.05 ✓ SPEC. COND. (ms/cm) [+/- 3%]	TEMP (°C)	✓ TURB. (NTU) [<10 NTU]	Pump Rate ml/min. (& pump setting)	~ New Water Level
Initial: 10:24	0.11 / 0.4	4.41	-118.0	11.81	0.938	17.80	7.58	150 (NA)	8.62
10:29	0.3 / 1.15	10.19	-129.0	11.83	0.973	17.82	6.29	150 (NA)	8.86
10:34	0.5 / 1.9	5.37	-139.8	11.88	0.980	18.00	2.75	150 (NA)	9.05
10:39	0.7 / 2.65	2.12	-148.9	11.88	0.988	17.83	5.15	150 (NA)	9.21
10:44	0.9 / 3.4	1.61	-145.9	11.89	0.981	18.68	2.79	150 (NA)	9.48
10:49	1.1 / 4.15	2.27	-148.0	11.92	0.988	18.86	0.92	150 (NA)	9.71
AS. 1/24/19 10:54	1.29 / 4.9	~~2.12~~ 1.68	-162.2	11.95	0.990	18.89	1.31	150 (NA)	10.05
10:59	1.49 / 5.65	1.53	-152.5	11.96	0.988	19.37	0.33	150 (NA)	10.28
11:04	1.69 / 6.40	1.38	-145.2	11.96	0.986	19.61	1.51	150 (NA)	10.46
11:09	1.89 / 7.15	1.20	-164.2	12.00	0.990	19.44	0.37	150 (NA)	10.61
11:14	2.09 / 7.9	1.26	-162.4	11.98	0.988	19.43	1.71	150 (NA)	10.88
11:19	2.29 / 8.65	1.28	-155.8	11.97	0.988	19.36	0.68	150 (NA)	11.03

PARAMETERS ARE STABLE, WELL CAN BE SAMPLED.

NOTES: White particles in water; Sweet odour; ~~large~~ Instances of air coming into purge line; Slowed purge rate at 10:45 to 100ml/min. → not pulling enough water, return to 150ml/min; DO is inconsistent

SAMPLE DATE: 01/24/2019 SAMPLE ID: MW-508BR-0119
SAMPLE TIME: 11:25

CONTAINER SIZE/TYPE	NO.	PRESERVATIVE	ANALYTICAL METHOD	ANALYSIS
250 ml poly	1	HNO3	6020/ 7470A	Total Metals & Hg
40 ml vial	2	HCL	8260	VOC list
1 L Amber	2	None	8270C SIM	PAHs
500 ml poly	1	NaOH	9014	CN

GENERAL INFORMATION	
WEATHER:	OVERCAST, 54°F
SHIPPED VIA:	Delivered/Shipped to AES laboratory
SHIPPED TO:	AES Laboratories, 3785 Presidential Parkway, Atlanta, GA 30340
SAMPLER: A. SHOREDITS	OBSERVER: NA

PROJECT NAME: AGL-Augusta, Augusta, GA

FIELD SAMPLING REPORT

Project Number: 6122-15-0235

Amec Foster Wheeler, E&I
1075 BIG SHANTY ROAD NW, SUITE 100 KENNESAW GA 30144
PHONE: (770) 421-3400 / FAX: (770) 421-3486

SAMPLING EVENT: __1ST QUARTER __2ND QUARTER __3RD QUARTER __4TH QUARTER
MONITORING WELL TYPE: __Standard __ Compliance __Background __Extraction
WELL ID: MW-513BR-0119
WELL MATERIAL: PVC
SAMPLE METHOD: Peristaltic pump

DUP./REP. OF:_____

Top of Screened interval (btoc):_____
Screen length:_____
Tubing/Pump Intake Depth _____
Arrived at: 1400
Initial PID _____
Bailing PID = _____

Product In Well: Yes / (No): _____(ft)

WELL DIAMETER: 6
DEPTH TO WATER: ~~7.18~~ 7.04 GRAB (x) COMPOSITE ( )
TOTAL DEPTH: 63.70
WATER COLUMN HEIGHT:_____
PURGE VOLUME:_____
[0.04 x water column height (ft) x 3 (well volumes) for 1" wells]
[0.163 x water column height (ft) x 3 (well volumes) for 2" wells]
[0.653 x water column height (ft) x 3 (well volumes) for 4" wells]
[1.47 x water column height (ft) x 3 (well volumes) for 6" wells]

TIME	VOL. PURGED (gal)	Diss. Oxygen (+/- 10%)	ORP (+/- 10 mV)	pH (+/- 0.1 pH units)	SPEC. COND. (ms/cm) [+/- 3%]	TEMP (°C)	TURB. (NTU) [<10 NTU]	Pump Rate ml/min. (& pump setting)	New Water Level
Initial: 1428	0	1.27	-32.1	6.63	0.619	23.29	5.25	200 ( )	7.04
1438	0.5	0.79	-41.3	6.66	0.621	23.23	4.03	200	7.04
1443	0.75	0.62	-40.9	6.67	0.621	23.24	3.59	200	7.04
1448	1.0	0.55	-39.2	6.67	0.621	23.30	3.83	200	7.04
1453	1.25	0.54	-44.5	6.68	0.621	23.52	2.96	200	7.04

NOTES: Also collected MW-513BR-0119MS/MSD

SAMPLE DATE: 1/23/19
SAMPLE TIME: 1455

CONTAINER SIZE/TYPE	NO.	PRESERVATIVE	ANALYTICAL METHOD	ANALYSIS
250 ml poly	1	HNO3	6020/ 7470A	Total Metals & Hg
40 ml vial	2	HCL	8260	VOC list
1 L Amber	2	None	8270C SIM	PAHs
500 ml poly	1	NaOH	9014	CN

GENERAL INFORMATION			
WEATHER:	Clear, Windy, Temp 71°F		
SHIPPED VIA:	Delivered/Shipped to AES laboratory		
SHIPPED TO:	AES Laboratories, 3785 Presidential Parkway, Atlanta, GA 30340		
SAMPLER:	Daniel Howard	OBSERVER:	

PROJECT NAME: AGL-Augusta, Augusta, GA

FIELD SAMPLING REPORT

Project Number: 6122-15-0235

Amec Foster Wheeler, E&I
1075 BIG SHANTY ROAD NW, SUITE 100 KENNESAW GA 30144
PHONE: (770) 421-3400 / FAX: (770) 421-3486

SAMPLING EVENT: __1ST QUARTER __2ND QUARTER __3RD QUARTER __4TH QUARTER
MONITORING WELL TYPE: ✓Standard __ Compliance __Background __Extraction
WELL ID: MW-602
WELL MATERIAL: PVC
SAMPLE METHOD: LOW FLOW / VOLUME PUMP TYPE: MASTERFLEX E/S PERISTALTIC
DUP./REP. OF: NA

Product In Well: Yes (No) _____ (ft)
WELL DIAMETER: 2.0"
DEPTH TO WATER: 6.12' btoc GRAB (x) COMPOSITE ( )
TOTAL DEPTH: 31.95' btoc
WATER COLUMN HEIGHT: 25.83'
PURGE VOLUME: 4.21 gal (15.9L)
[0.04 x water column height (ft) x 3 (well volumes) for 1" wells]
[0.163 x water column height (ft) x 3 (well volumes) for 2" wells]
[0.653 x water column height (ft) x 3 (well volumes) for 4" wells]
[1.47 x water column height (ft) x 3 (well volumes) for 6" wells]

Top of Screened interval (btoc): _____
Screen length: 10.0'
Tubing/Pump Intake Depth 27.0' btoc
Arrived at: 14:58
Initial PID —
Bailing PID = —

TIME	VOL. PURGED (gal) /L	0.086 mg/L ✓ Diss. Oxygen (+/- 10%)	ORP (+/- 10 mV) ✓	pH (+/- 0.1 pH units) ✓	0.02 ✓ SPEC. COND. (ms/cm) [+/- 3%]	TEMP (°C)	TURB. (NTU) [<10 NTU] ✓	Pump Rate ml/min. (& pump setting)	New Water Level ✓
Initial: 15:21	0.03/0.12	3.75	-17.8	6.52	0.485	18.63	9.34	350 (NA)	6.44
15:26	0.49/1.87	1.67	-42.8	6.59	0.533	19.41	5.87	350 (NA)	6.48
15:31	0.96/3.62	0.99	-46.1	6.57	0.536	19.59	3.87	350 (NA)	6.48
15:36	1.42/5.37	0.79	-47.6	6.57	0.535	19.59	2.29	350 (NA)	6.50
15:41	1.88/7.12	0.66	-52.8	6.56	0.535	19.57	2.29	350 (NA)	6.51
15:46	2.34/8.87	0.61	-63.1	6.57	0.534	19.56	1.49	350 (NA)	6.51
15:51	2.81/10.62	0.60	-59.4	6.56	0.534	19.58	1.85	350 (NA)	6.51
PARAMETERS ARE STABLE, WELL CAN BE SAMPLED.									

NOTES: White/yellow particles in water, slight H.C.L. odour (increasing with increased purge volume)

SAMPLE DATE: 01/22/2019 SAMPLE ID: MW-602-0119
SAMPLE TIME: 16:00

CONTAINER SIZE/TYPE	NO.	PRESERVATIVE	ANALYTICAL METHOD	ANALYSIS
250 ml poly	1	HNO3	6020/ 7470A	Total Metals & Hg
40 ml vial	2	HCL	8260	VOC list
1 L Amber	2	None	8270C SIM	PAHs
500 ml poly	1	NaOH	9014	CN

GENERAL INFORMATION			
WEATHER:	SUNNY, 39°F		
SHIPPED VIA:	Delivered/Shipped to AES laboratory		
SHIPPED TO:	AES Laboratories, 3785 Presidential Parkway, Atlanta, GA 30340		
SAMPLER: A. SHORTS		OBSERVER: NA	

APPENDIX B

LABORATORY ANALYTICAL REPORTS

AES

ANALYTICAL ENVIRONMENTAL SERVICES, INC.

January 31, 2019

Daniel Howard
Wood Environment & Infrastructure

1075 Big Shanty Rd NW
Kennesaw GA 30144

RE: AGL - Augusta

Dear Daniel Howard: Order No: 1901K92

Analytical Environmental Services, Inc. received 11 samples on 1/24/2019 10:20:00 AM
for the analyses presented in following report.

No problems were encountered during the analyses. Additionally, all results for the associated Quality Control samples were within EPA and/or AES established limits. Any discrepancies associated with the analyses contained herein will be noted and submitted in the form of a project Case Narrative.
AES's accreditations are as follows:
-NELAP/State of Florida Laboratory ID E87582 for analysis of Non-Potable Water, Solid & Chemical Materials, Air & Emissions Volatile Organics, and Drinking Water Microbiology & Metals, effective 07/01/18-06/30/19.
State of Georgia, Department of Natural Resources ID #800 for analysis of Drinking Water Metals, effective 07/01/18-06/30/19 and Total Coliforms/ E. coli, effective 04/25/17-04/24/20.
-AIHA-LAP, LLC Laboratory ID: 100671 for Industrial Hygiene samples (Organics, Metals, PCM Asbestos, Gravimetric), Environmental Lead (Paint, Soil, Dust Wipes, Air), and Environmental Microbiology (Fungal) Direct Examination, effective until 11/01/19.
These results relate only to the items tested. This report may only be reproduced in full.

If you have any questions regarding these test results, please feel free to call.

Sincerely,

Ioana Pacurar

Ioana Pacurar

Project Manager

ANALYTICAL ENVIRONMENTAL SERVICES, INC.
3080 Presidential Drive Atlanta, GA 30340-3704
Phone: (770) 457-8177 / Toll-Free: (800) 972-4889 / Fax: (770) 457-8188

AES

CHAIN OF CUSTODY

Work Order: 190K92

Date: 1/23/19 Page 1 of ____

COMPANY:	ADDRESS:
Wood E+IS	1075 Big Shanty Rd Ste 100 Kennesaw, GA 30144
PHONE: 770-421-3400	EMAIL:
SAMPLED BY: D Howard, E Guillen, A Shoredits	SIGNATURE: Daniel L Howard

#	SAMPLE ID	SAMPLED: DATE	SAMPLED: TIME	GRAB	COMPOSITE	MATRIX (see codes)	PRESERVATION (see codes): H+I	N	I	NaOH	ANALYSIS REQUESTED: VOC list 8260	Tot Mn, Fe + Hg 6020/7470A	PAHs 8270 SIM	CN 9014	REMARKS	Number of Containers
1	TB-01-0119	1/22/19	1100	X		GW	2									
2	MW-306SAP-0119		1420	X		GW	2	1	2	1						
3	MW-306D-0119		1504	X		GW	2	1	2	1						
4	MW-306TZ-0119		1618	X		GW	2	1	2	1						
5	MW-505D-0119		1305	X		GW	2	1	2	1						
6	MW-304-0119		1430	X		GW	2	1	2	1						
7	MW-602-0119		1600	X		GW	2	1	2	1						
8	MW-303-0119		1740	X		GW	2	1	2	1						
9	MW-19-0119		1155	X		GW	2	1	2	1						
10	DUP-3-0119		1200	X		GW	2	1	2	1						
11	MW-507BR-0119		1530	X		GW	2	1	2	1						
12	Temp Blank															
13																
14																

Visit our website www.aesatlanta.com for downloadable COCs and to log in to your AESAccess account.

RELINQUISHED BY:	DATE/TIME:	RECEIVED BY:	DATE/TIME:
1. Daniel L Howard	1/23/19 1750	1. M. Wang	1/24 10:20
2.		2.	
3.		3.	

SPECIAL INSTRUCTIONS/COMMENTS: See attached sheet for reporting limits

SHIPMENT METHOD
OUT: / / VIA:
IN: / / VIA:
client FedEx UPS US mail courier Greyhound
other: _____

PROJECT INFORMATION
PROJECT NAME: AGL Augusta
PROJECT #: 612215023S.01
SITE ADDRESS: 8th St + Walton Way Augusta, GA
SEND REPORT TO:
INVOICE TO:
(IF DIFFERENT FROM ABOVE)
QUOTE #: _____ PO#: _____

RECEIPT
Total # of Containers

Turnaround Time (TAT) Request
- [X] Standard 5 Business Days
- [ ] 2 Business Day Rush
- [ ] Next Business Day Rush
- [ ] Same-Day Rush **(auth req.)**
- [ ] Other _____

STATE PROGRAM (if any): _____
E-mail? ☐ Fax? ☐
DATA PACKAGE: I ○ II ● III ○ IV ○

Submission of samples to the laboratory constitutes acceptance of AES's Terms & Conditions. Samples received after 3PM or on Saturday are considered as received the following business day. If no TAT is marked on COC, AES will proceed with standard TAT. Samples are disposed of 30 days after completion of report unless other arangements are made.

Matrix Codes: A = Air GW = Groundwater SE = Sediment SO = Soil SW = Surface Water WW = Waste Water W = Water (Blanks) DW = Drinking Water (Blanks) O = Other (specify)

Preservative Codes: H+I = Hydrochloric acid + ice I = Ice only N = Nitric acid S+I = Sulfuric acid + ice S/M+I = Sodium Bisulfate/Methanol + ice O = Other (specify) NA = None

White Copy - Original; Yellow Copy - Client

Table 2-3
Site-Specific Constituents of Interest
Atlanta Gas Light Company
Former Manufactured Gas Plant Site
Augusta, Georgia

Volatile Organic Compounds (VOCs), (SW-846 Method 8260B)		
Acetone - 50 ug/L	Ethylbenzene - 5 ug/L	Trichloroethylene - 5 ug/L
Benzene - 5 ug/L	Methylene Chloride - 5 ug/L	Xylenes (total) - 5 ug/L
Carbon Disulfide - 5 ug/L	Toluene - 5 ug/L	
Polynuclear Aromatic Hydrocarbons (SIM SW-846 Method 8270D)		
Acenaphthene - 0.5 ug/L	Benzo(g,h,i)perylene - 0.1 ug/L	Indeno(1,2,3-cd)pyrene- 0.05 ug/L
Acenaphthylene - 1 ug/L	Benzo(k)fluoranthene - 0.05 ug/L	Naphthalene- 0.5 ug/L
Anthracene - 0.05 ug/L	Chrysene - 0.05 ug/L	Phenanthrene- 0.05 ug/L
Benzo(a)anthracene - 0.05 ug/L	Dibenzo(a,h)anthracene - 0.1 ug/L	Pyrene- 0.05 ug/L
Benzo(a)pyrene - 0.05 ug/L	Fluoranthene- 0.1 ug/L	
Benzo(b)fluoranthene - 0.1 ug/L	Fluorene- 0.1 ug/L	
Inorganics (SW-846 Methods 6010C, 7470A, 6020, and 9010/9012)		
Antimony -0 .006 mg/L	Copper - 0.01 mg/L	Vanadium - 0.01 mg/L
Arsenic - 0.05 mg/L	Lead - 0.01 mg/L	Zinc - 0.02 mg/L
Barium - 0.004 mg/L	Mercury-0.0002 mg/L	
Beryllium - 0.004 mg/L	Nickel - 0.02 mg/L	Cyanide - 0.01 mg/L
Cadmium - 0.005 mg/L	Selenium - 0.02 mg/L	
Chromium - 0.01 mg/L	Thallium - 0.002 mg/L	

DLH 7/19/16

Client: Wood Environment & Infrastructure
Project: AGL - Augusta
Lab ID: 1901K92

Case Narrative

Semi-Volatiles Organic Compounds Analysis by Method 8270:

Due to sample matrix, samples 1901K92-006C & 004C required dilution during analysis resulting in elevated reporting limits.

Metals Analysis by Method 6020B:

Antimony was detected in Method Blank 273504 at 7.476 µg/L which was above reporting limit of 5 µg/L resulting in "B" qualified data for the Batch QC samples. Associated sample values were less than reporting limit and data is reportable with high bias.

Analytical Environmental Services, Inc **Date:** 31-Jan-19

Client:	Wood Environment & Infrastructure	**Client Sample ID:**	TB-01-0119
Project Name:	AGL - Augusta	**Collection Date:**	1/22/2019
Lab ID:	1901K92-001	**Matrix:**	Aqueous

Analyses	Result	Reporting Limit	Qual	Units	BatchID	Dilution Factor	Date Analyzed	Analyst
Volatile Organic Compounds by GC/MS SW8260B				**(SW5030B)**				
Acetone	BRL	50		ug/L	273649	1	01/25/2019 17:38	JE
Benzene	BRL	5.0		ug/L	273649	1	01/25/2019 17:38	JE
Carbon disulfide	BRL	5.0		ug/L	273649	1	01/25/2019 17:38	JE
Ethylbenzene	BRL	5.0		ug/L	273649	1	01/25/2019 17:38	JE
Methylene chloride	BRL	5.0		ug/L	273649	1	01/25/2019 17:38	JE
Trichloroethene	BRL	5.0		ug/L	273649	1	01/25/2019 17:38	JE
Toluene	BRL	5.0		ug/L	273649	1	01/25/2019 17:38	JE
Xylenes, Total	BRL	5.0		ug/L	273649	1	01/25/2019 17:38	JE
Surr: 4-Bromofluorobenzene	99.7	64-125		%REC	273649	1	01/25/2019 17:38	JE
Surr: Dibromofluoromethane	110	76.4-125		%REC	273649	1	01/25/2019 17:38	JE
Surr: Toluene-d8	97.9	78.3-116		%REC	273649	1	01/25/2019 17:38	JE

Qualifiers:

- * Value exceeds maximum contaminant level
- BRL Below reporting limit
- H Holding times for preparation or analysis exceeded
- N Analyte not NELAC certified
- B Analyte detected in the associated method blank
- > Greater than Result value
- E Estimated (value above quantitation range)
- S Spike Recovery outside limits due to matrix
- Narr See case narrative
- NC Not confirmed
- < Less than Result value
- J Estimated value detected below Reporting Limit

Analytical Environmental Services, Inc **Date:** 31-Jan-19

Client:	Wood Environment & Infrastructure	**Client Sample ID:**	MW-306SAP-0119
Project Name:	AGL - Augusta	**Collection Date:**	1/22/2019 2:20:00 PM
Lab ID:	1901K92-002	**Matrix:**	Groundwater

Analyses	Result	Reporting Limit	Qual	Units	BatchID	Dilution Factor	Date Analyzed	Analyst
Volatile Organic Compounds by GC/MS SW8260B				**(SW5030B)**				
Acetone	BRL	50		ug/L	273649	1	01/25/2019 18:07	JE
Benzene	BRL	5.0		ug/L	273649	1	01/25/2019 18:07	JE
Carbon disulfide	BRL	5.0		ug/L	273649	1	01/25/2019 18:07	JE
Ethylbenzene	BRL	5.0		ug/L	273649	1	01/25/2019 18:07	JE
Methylene chloride	BRL	5.0		ug/L	273649	1	01/25/2019 18:07	JE
Trichloroethene	BRL	5.0		ug/L	273649	1	01/25/2019 18:07	JE
Toluene	BRL	5.0		ug/L	273649	1	01/25/2019 18:07	JE
Xylenes, Total	BRL	5.0		ug/L	273649	1	01/25/2019 18:07	JE
Surr: 4-Bromofluorobenzene	100	64-125		%REC	273649	1	01/25/2019 18:07	JE
Surr: Dibromofluoromethane	112	76.4-125		%REC	273649	1	01/25/2019 18:07	JE
Surr: Toluene-d8	96.9	78.3-116		%REC	273649	1	01/25/2019 18:07	JE
Total Metals by ICP/MS SW6020B				**(SW3005A)**				
Antimony	BRL	0.00600		mg/L	273504	1	01/28/2019 18:03	KT
Arsenic	BRL	0.0500		mg/L	273504	1	01/28/2019 18:03	KT
Barium	0.773	0.00400		mg/L	273504	1	01/28/2019 18:03	KT
Beryllium	BRL	0.00400		mg/L	273504	1	01/28/2019 18:03	KT
Cadmium	BRL	0.00500		mg/L	273504	1	01/28/2019 18:03	KT
Chromium	BRL	0.0100		mg/L	273504	1	01/28/2019 18:03	KT
Copper	BRL	0.0100		mg/L	273504	1	01/28/2019 18:03	KT
Lead	BRL	0.0100		mg/L	273504	1	01/28/2019 18:03	KT
Nickel	0.585	0.0200		mg/L	273504	1	01/28/2019 18:03	KT
Selenium	BRL	0.0200		mg/L	273504	1	01/28/2019 18:03	KT
Thallium	BRL	0.00200		mg/L	273504	1	01/28/2019 18:03	KT
Vanadium	BRL	0.0100		mg/L	273504	1	01/28/2019 18:03	KT
Zinc	BRL	0.0200		mg/L	273504	1	01/28/2019 18:03	KT
SIM Polynuclear Aromatic Hydrocarbons SW8270D				**(SW3510C)**				
Naphthalene	BRL	0.50		ug/L	273503	1	01/28/2019 11:48	YH
Acenaphthylene	BRL	1.0		ug/L	273503	1	01/28/2019 11:48	YH
Acenaphthene	BRL	0.50		ug/L	273503	1	01/28/2019 11:48	YH
Fluorene	BRL	0.10		ug/L	273503	1	01/28/2019 11:48	YH
Phenanthrene	BRL	0.050		ug/L	273503	1	01/28/2019 11:48	YH
Anthracene	BRL	0.050		ug/L	273503	1	01/28/2019 11:48	YH
Fluoranthene	BRL	0.10		ug/L	273503	1	01/28/2019 11:48	YH
Pyrene	0.058	0.050		ug/L	273503	1	01/28/2019 11:48	YH
Benz(a)anthracene	BRL	0.050		ug/L	273503	1	01/28/2019 11:48	YH
Chrysene	BRL	0.050		ug/L	273503	1	01/28/2019 11:48	YH
Benzo(b)fluoranthene	BRL	0.10		ug/L	273503	1	01/28/2019 11:48	YH
Benzo(k)fluoranthene	BRL	0.050		ug/L	273503	1	01/28/2019 11:48	YH
Benzo(a)pyrene	BRL	0.050		ug/L	273503	1	01/28/2019 11:48	YH

Qualifiers:

- * Value exceeds maximum contaminant level
- BRL Below reporting limit
- H Holding times for preparation or analysis exceeded
- N Analyte not NELAC certified
- B Analyte detected in the associated method blank
- > Greater than Result value
- E Estimated (value above quantitation range)
- S Spike Recovery outside limits due to matrix
- Narr See case narrative
- NC Not confirmed
- < Less than Result value
- J Estimated value detected below Reporting Limit

Analytical Environmental Services, Inc **Date:** 31-Jan-19

Client:	Wood Environment & Infrastructure	**Client Sample ID:**	MW-306SAP-0119
Project Name:	AGL - Augusta	**Collection Date:**	1/22/2019 2:20:00 PM
Lab ID:	1901K92-002	**Matrix:**	Groundwater

Analyses	Result	Reporting Limit	Qual	Units	BatchID	Dilution Factor	Date Analyzed	Analyst
SIM Polynuclear Aromatic Hydrocarbons SW8270D				**(SW3510C)**				
Indeno(1,2,3-cd)pyrene	BRL	0.050		ug/L	273503	1	01/28/2019 11:48	YH
Dibenz(a,h)anthracene	BRL	0.10		ug/L	273503	1	01/28/2019 11:48	YH
Benzo(g,h,i)perylene	BRL	0.10		ug/L	273503	1	01/28/2019 11:48	YH
Surr: 4-Terphenyl-d14	103	69.4-138		%REC	273503	1	01/28/2019 11:48	YH
Mercury, Total SW7470A				**(SW7470A)**				
Mercury	BRL	0.00020		mg/L	273602	1	01/28/2019 16:22	CD
Cyanide SW9014				**(SW9010C)**				
Cyanide, Total	BRL	0.010		mg/L	273723	1	01/29/2019 16:40	AT

Qualifiers:

*	Value exceeds maximum contaminant level	E	Estimated (value above quantitation range)
BRL	Below reporting limit	S	Spike Recovery outside limits due to matrix
H	Holding times for preparation or analysis exceeded	Narr	See case narrative
N	Analyte not NELAC certified	NC	Not confirmed
B	Analyte detected in the associated method blank	<	Less than Result value
>	Greater than Result value	J	Estimated value detected below Reporting Limit

Analytical Environmental Services, Inc **Date:** 31-Jan-19

Client:	Wood Environment & Infrastructure	**Client Sample ID:**	MW-306D-0119
Project Name:	AGL - Augusta	**Collection Date:**	1/22/2019 3:04:00 PM
Lab ID:	1901K92-003	**Matrix:**	Groundwater

Analyses	Result	Reporting Limit	Qual	Units	BatchID	Dilution Factor	Date Analyzed	Analyst
Volatile Organic Compounds by GC/MS SW8260B				**(SW5030B)**				
Acetone	BRL	50		ug/L	273649	1	01/25/2019 18:32	JE
Benzene	BRL	5.0		ug/L	273649	1	01/25/2019 18:32	JE
Carbon disulfide	BRL	5.0		ug/L	273649	1	01/25/2019 18:32	JE
Ethylbenzene	BRL	5.0		ug/L	273649	1	01/25/2019 18:32	JE
Methylene chloride	BRL	5.0		ug/L	273649	1	01/25/2019 18:32	JE
Trichloroethene	BRL	5.0		ug/L	273649	1	01/25/2019 18:32	JE
Toluene	BRL	5.0		ug/L	273649	1	01/25/2019 18:32	JE
Xylenes, Total	BRL	5.0		ug/L	273649	1	01/25/2019 18:32	JE
Surr: 4-Bromofluorobenzene	100	64-125		%REC	273649	1	01/25/2019 18:32	JE
Surr: Dibromofluoromethane	115	76.4-125		%REC	273649	1	01/25/2019 18:32	JE
Surr: Toluene-d8	97.2	78.3-116		%REC	273649	1	01/25/2019 18:32	JE
Total Metals by ICP/MS SW6020B				**(SW3005A)**				
Antimony	BRL	0.00600		mg/L	273504	1	01/28/2019 18:06	KT
Arsenic	BRL	0.0500		mg/L	273504	1	01/28/2019 18:06	KT
Barium	0.507	0.00400		mg/L	273504	1	01/28/2019 18:06	KT
Beryllium	BRL	0.00400		mg/L	273504	1	01/28/2019 18:06	KT
Cadmium	BRL	0.00500		mg/L	273504	1	01/28/2019 18:06	KT
Chromium	BRL	0.0100		mg/L	273504	1	01/28/2019 18:06	KT
Copper	BRL	0.0100		mg/L	273504	1	01/28/2019 18:06	KT
Lead	BRL	0.0100		mg/L	273504	1	01/28/2019 18:06	KT
Nickel	BRL	0.0200		mg/L	273504	1	01/28/2019 18:06	KT
Selenium	BRL	0.0200		mg/L	273504	1	01/28/2019 18:06	KT
Thallium	BRL	0.00200		mg/L	273504	1	01/28/2019 18:06	KT
Vanadium	BRL	0.0100		mg/L	273504	1	01/28/2019 18:06	KT
Zinc	BRL	0.0200		mg/L	273504	1	01/28/2019 18:06	KT
SIM Polynuclear Aromatic Hydrocarbons SW8270D				**(SW3510C)**				
Naphthalene	BRL	0.50		ug/L	273503	1	01/28/2019 12:14	YH
Acenaphthylene	BRL	1.0		ug/L	273503	1	01/28/2019 12:14	YH
Acenaphthene	BRL	0.50		ug/L	273503	1	01/28/2019 12:14	YH
Fluorene	BRL	0.10		ug/L	273503	1	01/28/2019 12:14	YH
Phenanthrene	BRL	0.050		ug/L	273503	1	01/28/2019 12:14	YH
Anthracene	BRL	0.050		ug/L	273503	1	01/28/2019 12:14	YH
Fluoranthene	BRL	0.10		ug/L	273503	1	01/28/2019 12:14	YH
Pyrene	0.058	0.050		ug/L	273503	1	01/28/2019 12:14	YH
Benz(a)anthracene	BRL	0.050		ug/L	273503	1	01/28/2019 12:14	YH
Chrysene	BRL	0.050		ug/L	273503	1	01/28/2019 12:14	YH
Benzo(b)fluoranthene	BRL	0.10		ug/L	273503	1	01/28/2019 12:14	YH
Benzo(k)fluoranthene	BRL	0.050		ug/L	273503	1	01/28/2019 12:14	YH
Benzo(a)pyrene	BRL	0.050		ug/L	273503	1	01/28/2019 12:14	YH

Qualifiers:

- * Value exceeds maximum contaminant level
- BRL Below reporting limit
- H Holding times for preparation or analysis exceeded
- N Analyte not NELAC certified
- B Analyte detected in the associated method blank
- > Greater than Result value
- E Estimated (value above quantitation range)
- S Spike Recovery outside limits due to matrix
- Narr See case narrative
- NC Not confirmed
- < Less than Result value
- J Estimated value detected below Reporting Limit

Analytical Environmental Services, Inc **Date:** 31-Jan-19

Client:	Wood Environment & Infrastructure	**Client Sample ID:**	MW-306D-0119
Project Name:	AGL - Augusta	**Collection Date:**	1/22/2019 3:04:00 PM
Lab ID:	1901K92-003	**Matrix:**	Groundwater

Analyses	Result	Reporting Limit	Qual	Units	BatchID	Dilution Factor	Date Analyzed	Analyst
SIM Polynuclear Aromatic Hydrocarbons SW8270D				**(SW3510C)**				
Indeno(1,2,3-cd)pyrene	BRL	0.050		ug/L	273503	1	01/28/2019 12:14	YH
Dibenz(a,h)anthracene	BRL	0.10		ug/L	273503	1	01/28/2019 12:14	YH
Benzo(g,h,i)perylene	BRL	0.10		ug/L	273503	1	01/28/2019 12:14	YH
Surr: 4-Terphenyl-d14	104	69.4-138		%REC	273503	1	01/28/2019 12:14	YH
Mercury, Total SW7470A				**(SW7470A)**				
Mercury	BRL	0.00020		mg/L	273602	1	01/28/2019 16:38	CD
Cyanide SW9014				**(SW9010C)**				
Cyanide, Total	BRL	0.010		mg/L	273723	1	01/29/2019 16:40	AT

Qualifiers:

*	Value exceeds maximum contaminant level	E	Estimated (value above quantitation range)
BRL	Below reporting limit	S	Spike Recovery outside limits due to matrix
H	Holding times for preparation or analysis exceeded	Narr	See case narrative
N	Analyte not NELAC certified	NC	Not confirmed
B	Analyte detected in the associated method blank	<	Less than Result value
>	Greater than Result value	J	Estimated value detected below Reporting Limit

Analytical Environmental Services, Inc **Date:** 31-Jan-19

Client:	Wood Environment & Infrastructure	**Client Sample ID:**	MW-306TZ-0119
Project Name:	AGL - Augusta	**Collection Date:**	1/22/2019 4:18:00 PM
Lab ID:	1901K92-004	**Matrix:**	Groundwater

Analyses	Result	Reporting Limit	Qual	Units	BatchID	Dilution Factor	Date Analyzed	Analyst
Volatile Organic Compounds by GC/MS SW8260B				**(SW5030B)**				
Acetone	BRL	50		ug/L	273649	1	01/25/2019 18:58	JE
Benzene	BRL	5.0		ug/L	273649	1	01/25/2019 18:58	JE
Carbon disulfide	BRL	5.0		ug/L	273649	1	01/25/2019 18:58	JE
Ethylbenzene	BRL	5.0		ug/L	273649	1	01/25/2019 18:58	JE
Methylene chloride	BRL	5.0		ug/L	273649	1	01/25/2019 18:58	JE
Trichloroethene	BRL	5.0		ug/L	273649	1	01/25/2019 18:58	JE
Toluene	BRL	5.0		ug/L	273649	1	01/25/2019 18:58	JE
Xylenes, Total	13	5.0		ug/L	273649	1	01/25/2019 18:58	JE
Surr: 4-Bromofluorobenzene	101	64-125		%REC	273649	1	01/25/2019 18:58	JE
Surr: Dibromofluoromethane	94	76.4-125		%REC	273649	1	01/25/2019 18:58	JE
Surr: Toluene-d8	102	78.3-116		%REC	273649	1	01/25/2019 18:58	JE
Total Metals by ICP/MS SW6020B				**(SW3005A)**				
Antimony	BRL	0.00600		mg/L	273504	1	01/28/2019 18:10	KT
Arsenic	BRL	0.0500		mg/L	273504	1	01/28/2019 18:10	KT
Barium	0.742	0.00400		mg/L	273504	1	01/28/2019 18:10	KT
Beryllium	BRL	0.00400		mg/L	273504	1	01/28/2019 18:10	KT
Cadmium	BRL	0.00500		mg/L	273504	1	01/28/2019 18:10	KT
Chromium	BRL	0.0100		mg/L	273504	1	01/28/2019 18:10	KT
Copper	BRL	0.0100		mg/L	273504	1	01/28/2019 18:10	KT
Lead	BRL	0.0100		mg/L	273504	1	01/28/2019 18:10	KT
Nickel	BRL	0.0200		mg/L	273504	1	01/28/2019 18:10	KT
Selenium	BRL	0.0200		mg/L	273504	1	01/28/2019 18:10	KT
Thallium	BRL	0.00200		mg/L	273504	1	01/28/2019 18:10	KT
Vanadium	BRL	0.0100		mg/L	273504	1	01/28/2019 18:10	KT
Zinc	BRL	0.0200		mg/L	273504	1	01/28/2019 18:10	KT
SIM Polynuclear Aromatic Hydrocarbons SW8270D				**(SW3510C)**				
Naphthalene	370	50		ug/L	273503	100	01/25/2019 23:36	YH
Acenaphthylene	BRL	1.0		ug/L	273503	1	01/28/2019 12:42	YH
Acenaphthene	BRL	50		ug/L	273503	100	01/25/2019 23:36	YH
Fluorene	2.5	0.10		ug/L	273503	1	01/28/2019 12:42	YH
Phenanthrene	1.4	0.050		ug/L	273503	1	01/28/2019 12:42	YH
Anthracene	0.28	0.050		ug/L	273503	1	01/28/2019 12:42	YH
Fluoranthene	0.14	0.10		ug/L	273503	1	01/28/2019 12:42	YH
Pyrene	0.15	0.050		ug/L	273503	1	01/28/2019 12:42	YH
Benz(a)anthracene	BRL	0.050		ug/L	273503	1	01/28/2019 12:42	YH
Chrysene	BRL	0.050		ug/L	273503	1	01/28/2019 12:42	YH
Benzo(b)fluoranthene	BRL	0.10		ug/L	273503	1	01/28/2019 12:42	YH
Benzo(k)fluoranthene	BRL	0.050		ug/L	273503	1	01/28/2019 12:42	YH
Benzo(a)pyrene	BRL	0.050		ug/L	273503	1	01/28/2019 12:42	YH

Qualifiers:

- * Value exceeds maximum contaminant level
- BRL Below reporting limit
- H Holding times for preparation or analysis exceeded
- N Analyte not NELAC certified
- B Analyte detected in the associated method blank
- > Greater than Result value
- E Estimated (value above quantitation range)
- S Spike Recovery outside limits due to matrix
- Narr See case narrative
- NC Not confirmed
- < Less than Result value
- J Estimated value detected below Reporting Limit

Analytical Environmental Services, Inc **Date:** 31-Jan-19

Client:	Wood Environment & Infrastructure	**Client Sample ID:**	MW-306TZ-0119
Project Name:	AGL - Augusta	**Collection Date:**	1/22/2019 4:18:00 PM
Lab ID:	1901K92-004	**Matrix:**	Groundwater

Analyses	Result	Reporting Limit	Qual	Units	BatchID	Dilution Factor	Date Analyzed	Analyst
SIM Polynuclear Aromatic Hydrocarbons SW8270D				**(SW3510C)**				
Indeno(1,2,3-cd)pyrene	BRL	0.050		ug/L	273503	1	01/28/2019 12:42	YH
Dibenz(a,h)anthracene	BRL	0.10		ug/L	273503	1	01/28/2019 12:42	YH
Benzo(g,h,i)perylene	BRL	0.10		ug/L	273503	1	01/28/2019 12:42	YH
Surr: 4-Terphenyl-d14	101	69.4-138		%REC	273503	1	01/28/2019 12:42	YH
Mercury, Total SW7470A				**(SW7470A)**				
Mercury	BRL	0.00020		mg/L	273602	1	01/28/2019 16:53	CD
Cyanide SW9014				**(SW9010C)**				
Cyanide, Total	BRL	0.010		mg/L	273723	1	01/29/2019 16:40	AT

Qualifiers:

*	Value exceeds maximum contaminant level	E	Estimated (value above quantitation range)
BRL	Below reporting limit	S	Spike Recovery outside limits due to matrix
H	Holding times for preparation or analysis exceeded	Narr	See case narrative
N	Analyte not NELAC certified	NC	Not confirmed
B	Analyte detected in the associated method blank	<	Less than Result value
>	Greater than Result value	J	Estimated value detected below Reporting Limit

Analytical Environmental Services, Inc **Date:** 31-Jan-19

Client:	Wood Environment & Infrastructure	**Client Sample ID:**	MW-505D-0119
Project Name:	AGL - Augusta	**Collection Date:**	1/22/2019 1:05:00 PM
Lab ID:	1901K92-005	**Matrix:**	Groundwater

Analyses	Result	Reporting Limit	Qual	Units	BatchID	Dilution Factor	Date Analyzed	Analyst
Volatile Organic Compounds by GC/MS SW8260B				**(SW5030B)**				
Acetone	BRL	50		ug/L	273649	1	01/26/2019 02:01	JE
Benzene	BRL	5.0		ug/L	273649	1	01/26/2019 02:01	JE
Carbon disulfide	BRL	5.0		ug/L	273649	1	01/26/2019 02:01	JE
Ethylbenzene	BRL	5.0		ug/L	273649	1	01/26/2019 02:01	JE
Methylene chloride	BRL	5.0		ug/L	273649	1	01/26/2019 02:01	JE
Trichloroethene	BRL	5.0		ug/L	273649	1	01/26/2019 02:01	JE
Toluene	BRL	5.0		ug/L	273649	1	01/26/2019 02:01	JE
Xylenes, Total	BRL	5.0		ug/L	273649	1	01/26/2019 02:01	JE
Surr: 4-Bromofluorobenzene	101	64-125		%REC	273649	1	01/26/2019 02:01	JE
Surr: Dibromofluoromethane	114	76.4-125		%REC	273649	1	01/26/2019 02:01	JE
Surr: Toluene-d8	98.4	78.3-116		%REC	273649	1	01/26/2019 02:01	JE
Total Metals by ICP/MS SW6020B				**(SW3005A)**				
Antimony	BRL	0.00600		mg/L	273504	1	01/28/2019 18:23	KT
Arsenic	BRL	0.0500		mg/L	273504	1	01/28/2019 18:23	KT
Barium	0.433	0.00400		mg/L	273504	1	01/28/2019 18:23	KT
Beryllium	BRL	0.00400		mg/L	273504	1	01/28/2019 18:23	KT
Cadmium	BRL	0.00500		mg/L	273504	1	01/28/2019 18:23	KT
Chromium	BRL	0.0100		mg/L	273504	1	01/28/2019 18:23	KT
Copper	BRL	0.0100		mg/L	273504	1	01/28/2019 18:23	KT
Lead	BRL	0.0100		mg/L	273504	1	01/28/2019 18:23	KT
Nickel	BRL	0.0200		mg/L	273504	1	01/28/2019 18:23	KT
Selenium	BRL	0.0200		mg/L	273504	1	01/28/2019 18:23	KT
Thallium	BRL	0.00200		mg/L	273504	1	01/28/2019 18:23	KT
Vanadium	BRL	0.0100		mg/L	273504	1	01/28/2019 18:23	KT
Zinc	BRL	0.0200		mg/L	273504	1	01/28/2019 18:23	KT
SIM Polynuclear Aromatic Hydrocarbons SW8270D				**(SW3510C)**				
Naphthalene	2.3	0.50		ug/L	273503	1	01/28/2019 13:08	YH
Acenaphthylene	BRL	1.0		ug/L	273503	1	01/28/2019 13:08	YH
Acenaphthene	7.4	0.50		ug/L	273503	1	01/28/2019 13:08	YH
Fluorene	0.79	0.10		ug/L	273503	1	01/28/2019 13:08	YH
Phenanthrene	0.66	0.050		ug/L	273503	1	01/28/2019 13:08	YH
Anthracene	0.13	0.050		ug/L	273503	1	01/28/2019 13:08	YH
Fluoranthene	0.28	0.10		ug/L	273503	1	01/28/2019 13:08	YH
Pyrene	0.40	0.050		ug/L	273503	1	01/28/2019 13:08	YH
Benz(a)anthracene	BRL	0.050		ug/L	273503	1	01/28/2019 13:08	YH
Chrysene	BRL	0.050		ug/L	273503	1	01/28/2019 13:08	YH
Benzo(b)fluoranthene	BRL	0.10		ug/L	273503	1	01/28/2019 13:08	YH
Benzo(k)fluoranthene	BRL	0.050		ug/L	273503	1	01/28/2019 13:08	YH
Benzo(a)pyrene	BRL	0.050		ug/L	273503	1	01/28/2019 13:08	YH

Qualifiers:

- * Value exceeds maximum contaminant level
- BRL Below reporting limit
- H Holding times for preparation or analysis exceeded
- N Analyte not NELAC certified
- B Analyte detected in the associated method blank
- > Greater than Result value
- E Estimated (value above quantitation range)
- S Spike Recovery outside limits due to matrix
- Narr See case narrative
- NC Not confirmed
- < Less than Result value
- J Estimated value detected below Reporting Limit

Analytical Environmental Services, Inc **Date:** 31-Jan-19

Client:	Wood Environment & Infrastructure	**Client Sample ID:**	MW-505D-0119
Project Name:	AGL - Augusta	**Collection Date:**	1/22/2019 1:05:00 PM
Lab ID:	1901K92-005	**Matrix:**	Groundwater

Analyses	Result	Reporting Limit	Qual	Units	BatchID	Dilution Factor	Date Analyzed	Analyst
SIM Polynuclear Aromatic Hydrocarbons SW8270D				**(SW3510C)**				
Indeno(1,2,3-cd)pyrene	BRL	0.050		ug/L	273503	1	01/28/2019 13:08	YH
Dibenz(a,h)anthracene	BRL	0.10		ug/L	273503	1	01/28/2019 13:08	YH
Benzo(g,h,i)perylene	BRL	0.10		ug/L	273503	1	01/28/2019 13:08	YH
Surr: 4-Terphenyl-d14	87.6	69.4-138		%REC	273503	1	01/28/2019 13:08	YH
Mercury, Total SW7470A				**(SW7470A)**				
Mercury	BRL	0.00020		mg/L	273602	1	01/28/2019 16:57	CD
Cyanide SW9014				**(SW9010C)**				
Cyanide, Total	BRL	0.010		mg/L	273723	1	01/29/2019 16:40	AT

Qualifiers:

*	Value exceeds maximum contaminant level	E	Estimated (value above quantitation range)
BRL	Below reporting limit	S	Spike Recovery outside limits due to matrix
H	Holding times for preparation or analysis exceeded	Narr	See case narrative
N	Analyte not NELAC certified	NC	Not confirmed
B	Analyte detected in the associated method blank	<	Less than Result value
>	Greater than Result value	J	Estimated value detected below Reporting Limit

Analytical Environmental Services, Inc **Date:** 31-Jan-19

Client:	Wood Environment & Infrastructure	**Client Sample ID:**	MW-304-0119
Project Name:	AGL - Augusta	**Collection Date:**	1/22/2019 2:30:00 PM
Lab ID:	1901K92-006	**Matrix:**	Groundwater

Analyses	Result	Reporting Limit	Qual	Units	BatchID	Dilution Factor	Date Analyzed	Analyst
Volatile Organic Compounds by GC/MS SW8260B				**(SW5030B)**				
Acetone	BRL	50		ug/L	273649	1	01/30/2019 16:14	JB
Benzene	360	50		ug/L	273649	10	01/30/2019 16:38	JB
Carbon disulfide	BRL	5.0		ug/L	273649	1	01/30/2019 16:14	JB
Ethylbenzene	BRL	5.0		ug/L	273649	1	01/30/2019 16:14	JB
Methylene chloride	BRL	5.0		ug/L	273649	1	01/30/2019 16:14	JB
Trichloroethene	BRL	5.0		ug/L	273649	1	01/30/2019 16:14	JB
Toluene	BRL	5.0		ug/L	273649	1	01/30/2019 16:14	JB
Xylenes, Total	BRL	5.0		ug/L	273649	1	01/30/2019 16:14	JB
Surr: 4-Bromofluorobenzene	93.7	64-125		%REC	273649	10	01/30/2019 16:38	JB
Surr: 4-Bromofluorobenzene	98.2	64-125		%REC	273649	1	01/30/2019 16:14	JB
Surr: Dibromofluoromethane	88.2	76.4-125		%REC	273649	1	01/30/2019 16:14	JB
Surr: Dibromofluoromethane	90.2	76.4-125		%REC	273649	10	01/30/2019 16:38	JB
Surr: Toluene-d8	93.3	78.3-116		%REC	273649	1	01/30/2019 16:14	JB
Surr: Toluene-d8	95	78.3-116		%REC	273649	10	01/30/2019 16:38	JB
Total Metals by ICP/MS SW6020B				**(SW3005A)**				
Antimony	BRL	0.00600		mg/L	273504	1	01/28/2019 18:27	KT
Arsenic	BRL	0.0500		mg/L	273504	1	01/28/2019 18:27	KT
Barium	0.379	0.00400		mg/L	273504	1	01/28/2019 18:27	KT
Beryllium	BRL	0.00400		mg/L	273504	1	01/28/2019 18:27	KT
Cadmium	BRL	0.00500		mg/L	273504	1	01/28/2019 18:27	KT
Chromium	BRL	0.0100		mg/L	273504	1	01/28/2019 18:27	KT
Copper	BRL	0.0100		mg/L	273504	1	01/28/2019 18:27	KT
Lead	BRL	0.0100		mg/L	273504	1	01/28/2019 18:27	KT
Nickel	BRL	0.0200		mg/L	273504	1	01/28/2019 18:27	KT
Selenium	BRL	0.0200		mg/L	273504	1	01/28/2019 18:27	KT
Thallium	BRL	0.00200		mg/L	273504	1	01/28/2019 18:27	KT
Vanadium	BRL	0.0100		mg/L	273504	1	01/28/2019 18:27	KT
Zinc	BRL	0.0200		mg/L	273504	1	01/28/2019 18:27	KT
SIM Polynuclear Aromatic Hydrocarbons SW8270D				**(SW3510C)**				
Naphthalene	BRL	50		ug/L	273503	100	01/26/2019 00:28	YH
Acenaphthylene	BRL	1.0		ug/L	273503	1	01/25/2019 17:18	YH
Acenaphthene	BRL	50		ug/L	273503	100	01/26/2019 00:28	YH
Fluorene	1.9	0.10		ug/L	273503	1	01/25/2019 17:18	YH
Phenanthrene	0.89	0.050		ug/L	273503	1	01/25/2019 17:18	YH
Anthracene	0.17	0.050		ug/L	273503	1	01/25/2019 17:18	YH
Fluoranthene	0.23	0.10		ug/L	273503	1	01/25/2019 17:18	YH
Pyrene	0.27	0.050		ug/L	273503	1	01/25/2019 17:18	YH
Benz(a)anthracene	BRL	0.050		ug/L	273503	1	01/25/2019 17:18	YH
Chrysene	BRL	0.050		ug/L	273503	1	01/25/2019 17:18	YH

Qualifiers:

- * Value exceeds maximum contaminant level
- BRL Below reporting limit
- H Holding times for preparation or analysis exceeded
- N Analyte not NELAC certified
- B Analyte detected in the associated method blank
- > Greater than Result value
- E Estimated (value above quantitation range)
- S Spike Recovery outside limits due to matrix
- Narr See case narrative
- NC Not confirmed
- < Less than Result value
- J Estimated value detected below Reporting Limit

Analytical Environmental Services, Inc **Date:** 31-Jan-19

Client:	Wood Environment & Infrastructure	**Client Sample ID:**	MW-304-0119
Project Name:	AGL - Augusta	**Collection Date:**	1/22/2019 2:30:00 PM
Lab ID:	1901K92-006	**Matrix:**	Groundwater

Analyses	Result	Reporting Limit	Qual	Units	BatchID	Dilution Factor	Date Analyzed	Analyst
SIM Polynuclear Aromatic Hydrocarbons SW8270D				**(SW3510C)**				
Benzo(b)fluoranthene	BRL	0.10		ug/L	273503	1	01/25/2019 17:18	YH
Benzo(k)fluoranthene	BRL	0.050		ug/L	273503	1	01/25/2019 17:18	YH
Benzo(a)pyrene	BRL	0.050		ug/L	273503	1	01/25/2019 17:18	YH
Indeno(1,2,3-cd)pyrene	BRL	0.050		ug/L	273503	1	01/25/2019 17:18	YH
Dibenz(a,h)anthracene	BRL	0.10		ug/L	273503	1	01/25/2019 17:18	YH
Benzo(g,h,i)perylene	BRL	0.10		ug/L	273503	1	01/25/2019 17:18	YH
Surr: 4-Terphenyl-d14	94.8	69.4-138		%REC	273503	1	01/25/2019 17:18	YH
Mercury, Total SW7470A				**(SW7470A)**				
Mercury	BRL	0.00020		mg/L	273602	1	01/28/2019 17:01	CD
Cyanide SW9014				**(SW9010C)**				
Cyanide, Total	BRL	0.010		mg/L	273723	1	01/29/2019 16:40	AT

Qualifiers:

*	Value exceeds maximum contaminant level	E	Estimated (value above quantitation range)
BRL	Below reporting limit	S	Spike Recovery outside limits due to matrix
H	Holding times for preparation or analysis exceeded	Narr	See case narrative
N	Analyte not NELAC certified	NC	Not confirmed
B	Analyte detected in the associated method blank	<	Less than Result value
>	Greater than Result value	J	Estimated value detected below Reporting Limit

Analytical Environmental Services, Inc **Date:** 31-Jan-19

Client:	Wood Environment & Infrastructure	**Client Sample ID:**	MW-602-0119
Project Name:	AGL - Augusta	**Collection Date:**	1/22/2019 4:00:00 PM
Lab ID:	1901K92-007	**Matrix:**	Groundwater

Analyses	Result	Reporting Limit	Qual	Units	BatchID	Dilution Factor	Date Analyzed	Analyst
Volatile Organic Compounds by GC/MS SW8260B				**(SW5030B)**				
Acetone	BRL	50		ug/L	273649	1	01/30/2019 17:50	JB
Benzene	BRL	5.0		ug/L	273649	1	01/30/2019 17:50	JB
Carbon disulfide	BRL	5.0		ug/L	273649	1	01/30/2019 17:50	JB
Ethylbenzene	BRL	5.0		ug/L	273649	1	01/30/2019 17:50	JB
Methylene chloride	BRL	5.0		ug/L	273649	1	01/30/2019 17:50	JB
Trichloroethene	BRL	5.0		ug/L	273649	1	01/30/2019 17:50	JB
Toluene	BRL	5.0		ug/L	273649	1	01/30/2019 17:50	JB
Xylenes, Total	BRL	5.0		ug/L	273649	1	01/30/2019 17:50	JB
Surr: 4-Bromofluorobenzene	93.3	64-125		%REC	273649	1	01/30/2019 17:50	JB
Surr: Dibromofluoromethane	94.1	76.4-125		%REC	273649	1	01/30/2019 17:50	JB
Surr: Toluene-d8	97	78.3-116		%REC	273649	1	01/30/2019 17:50	JB
Total Metals by ICP/MS SW6020B				**(SW3005A)**				
Antimony	BRL	0.00600		mg/L	273504	1	01/28/2019 18:30	KT
Arsenic	BRL	0.0500		mg/L	273504	1	01/28/2019 18:30	KT
Barium	0.390	0.00400		mg/L	273504	1	01/28/2019 18:30	KT
Beryllium	BRL	0.00400		mg/L	273504	1	01/28/2019 18:30	KT
Cadmium	BRL	0.00500		mg/L	273504	1	01/28/2019 18:30	KT
Chromium	BRL	0.0100		mg/L	273504	1	01/28/2019 18:30	KT
Copper	BRL	0.0100		mg/L	273504	1	01/28/2019 18:30	KT
Lead	BRL	0.0100		mg/L	273504	1	01/28/2019 18:30	KT
Nickel	BRL	0.0200		mg/L	273504	1	01/28/2019 18:30	KT
Selenium	BRL	0.0200		mg/L	273504	1	01/28/2019 18:30	KT
Thallium	BRL	0.00200		mg/L	273504	1	01/28/2019 18:30	KT
Vanadium	BRL	0.0100		mg/L	273504	1	01/28/2019 18:30	KT
Zinc	0.0419	0.0200		mg/L	273504	1	01/28/2019 18:30	KT
SIM Polynuclear Aromatic Hydrocarbons SW8270D				**(SW3510C)**				
Naphthalene	BRL	0.50		ug/L	273503	1	01/28/2019 14:03	YH
Acenaphthylene	BRL	1.0		ug/L	273503	1	01/28/2019 14:03	YH
Acenaphthene	1.5	0.50		ug/L	273503	1	01/28/2019 14:03	YH
Fluorene	0.33	0.10		ug/L	273503	1	01/28/2019 14:03	YH
Phenanthrene	BRL	0.050		ug/L	273503	1	01/28/2019 14:03	YH
Anthracene	0.28	0.050		ug/L	273503	1	01/28/2019 14:03	YH
Fluoranthene	BRL	0.10		ug/L	273503	1	01/28/2019 14:03	YH
Pyrene	0.16	0.050		ug/L	273503	1	01/28/2019 14:03	YH
Benz(a)anthracene	BRL	0.050		ug/L	273503	1	01/28/2019 14:03	YH
Chrysene	BRL	0.050		ug/L	273503	1	01/28/2019 14:03	YH
Benzo(b)fluoranthene	BRL	0.10		ug/L	273503	1	01/28/2019 14:03	YH
Benzo(k)fluoranthene	BRL	0.050		ug/L	273503	1	01/28/2019 14:03	YH
Benzo(a)pyrene	BRL	0.050		ug/L	273503	1	01/28/2019 14:03	YH

Qualifiers:

- * Value exceeds maximum contaminant level
- BRL Below reporting limit
- H Holding times for preparation or analysis exceeded
- N Analyte not NELAC certified
- B Analyte detected in the associated method blank
- > Greater than Result value
- E Estimated (value above quantitation range)
- S Spike Recovery outside limits due to matrix
- Narr See case narrative
- NC Not confirmed
- < Less than Result value
- J Estimated value detected below Reporting Limit

Analytical Environmental Services, Inc **Date:** 31-Jan-19

Client:	Wood Environment & Infrastructure	**Client Sample ID:**	MW-602-0119
Project Name:	AGL - Augusta	**Collection Date:**	1/22/2019 4:00:00 PM
Lab ID:	1901K92-007	**Matrix:**	Groundwater

Analyses	Result	Reporting Limit	Qual	Units	BatchID	Dilution Factor	Date Analyzed	Analyst
SIM Polynuclear Aromatic Hydrocarbons SW8270D				**(SW3510C)**				
Indeno(1,2,3-cd)pyrene	BRL	0.050		ug/L	273503	1	01/28/2019 14:03	YH
Dibenz(a,h)anthracene	BRL	0.10		ug/L	273503	1	01/28/2019 14:03	YH
Benzo(g,h,i)perylene	BRL	0.10		ug/L	273503	1	01/28/2019 14:03	YH
Surr: 4-Terphenyl-d14	109	69.4-138		%REC	273503	1	01/28/2019 14:03	YH
Mercury, Total SW7470A				**(SW7470A)**				
Mercury	BRL	0.00020		mg/L	273602	1	01/28/2019 17:05	CD
Cyanide SW9014				**(SW9010C)**				
Cyanide, Total	BRL	0.010		mg/L	273723	1	01/29/2019 16:40	AT

Qualifiers:

*	Value exceeds maximum contaminant level	E	Estimated (value above quantitation range)
BRL	Below reporting limit	S	Spike Recovery outside limits due to matrix
H	Holding times for preparation or analysis exceeded	Narr	See case narrative
N	Analyte not NELAC certified	NC	Not confirmed
B	Analyte detected in the associated method blank	<	Less than Result value
>	Greater than Result value	J	Estimated value detected below Reporting Limit

Analytical Environmental Services, Inc **Date:** 31-Jan-19

Client:	Wood Environment & Infrastructure	**Client Sample ID:**	MW-303-0119
Project Name:	AGL - Augusta	**Collection Date:**	1/22/2019 5:40:00 PM
Lab ID:	1901K92-008	**Matrix:**	Groundwater

Analyses	Result	Reporting Limit	Qual	Units	BatchID	Dilution Factor	Date Analyzed	Analyst
Volatile Organic Compounds by GC/MS SW8260B				**(SW5030B)**				
Acetone	BRL	50		ug/L	273649	1	01/30/2019 18:14	JB
Benzene	BRL	5.0		ug/L	273649	1	01/30/2019 18:14	JB
Carbon disulfide	BRL	5.0		ug/L	273649	1	01/30/2019 18:14	JB
Ethylbenzene	BRL	5.0		ug/L	273649	1	01/30/2019 18:14	JB
Methylene chloride	BRL	5.0		ug/L	273649	1	01/30/2019 18:14	JB
Trichloroethene	BRL	5.0		ug/L	273649	1	01/30/2019 18:14	JB
Toluene	BRL	5.0		ug/L	273649	1	01/30/2019 18:14	JB
Xylenes, Total	BRL	5.0		ug/L	273649	1	01/30/2019 18:14	JB
Surr: 4-Bromofluorobenzene	92.3	64-125		%REC	273649	1	01/30/2019 18:14	JB
Surr: Dibromofluoromethane	93	76.4-125		%REC	273649	1	01/30/2019 18:14	JB
Surr: Toluene-d8	95.9	78.3-116		%REC	273649	1	01/30/2019 18:14	JB
Total Metals by ICP/MS SW6020B				**(SW3005A)**				
Antimony	BRL	0.00600		mg/L	273504	1	01/28/2019 18:33	KT
Arsenic	BRL	0.0500		mg/L	273504	1	01/28/2019 18:33	KT
Barium	0.0822	0.00400		mg/L	273504	1	01/28/2019 18:33	KT
Beryllium	BRL	0.00400		mg/L	273504	1	01/28/2019 18:33	KT
Cadmium	BRL	0.00500		mg/L	273504	1	01/28/2019 18:33	KT
Chromium	BRL	0.0100		mg/L	273504	1	01/28/2019 18:33	KT
Copper	BRL	0.0100		mg/L	273504	1	01/28/2019 18:33	KT
Lead	BRL	0.0100		mg/L	273504	1	01/28/2019 18:33	KT
Nickel	BRL	0.0200		mg/L	273504	1	01/28/2019 18:33	KT
Selenium	BRL	0.0200		mg/L	273504	1	01/28/2019 18:33	KT
Thallium	BRL	0.00200		mg/L	273504	1	01/28/2019 18:33	KT
Vanadium	BRL	0.0100		mg/L	273504	1	01/28/2019 18:33	KT
Zinc	BRL	0.0200		mg/L	273504	1	01/28/2019 18:33	KT
SIM Polynuclear Aromatic Hydrocarbons SW8270D				**(SW3510C)**				
Naphthalene	BRL	0.50		ug/L	273503	1	01/28/2019 14:30	YH
Acenaphthylene	1.1	1.0		ug/L	273503	1	01/28/2019 14:30	YH
Acenaphthene	2.6	0.50		ug/L	273503	1	01/28/2019 14:30	YH
Fluorene	0.68	0.10		ug/L	273503	1	01/28/2019 14:30	YH
Phenanthrene	BRL	0.050		ug/L	273503	1	01/28/2019 14:30	YH
Anthracene	0.45	0.050		ug/L	273503	1	01/28/2019 14:30	YH
Fluoranthene	0.41	0.10		ug/L	273503	1	01/28/2019 14:30	YH
Pyrene	2.4	0.050		ug/L	273503	1	01/28/2019 14:30	YH
Benz(a)anthracene	BRL	0.050		ug/L	273503	1	01/28/2019 14:30	YH
Chrysene	BRL	0.050		ug/L	273503	1	01/28/2019 14:30	YH
Benzo(b)fluoranthene	BRL	0.10		ug/L	273503	1	01/28/2019 14:30	YH
Benzo(k)fluoranthene	BRL	0.050		ug/L	273503	1	01/28/2019 14:30	YH
Benzo(a)pyrene	BRL	0.050		ug/L	273503	1	01/28/2019 14:30	YH

Qualifiers:

- * Value exceeds maximum contaminant level
- BRL Below reporting limit
- H Holding times for preparation or analysis exceeded
- N Analyte not NELAC certified
- B Analyte detected in the associated method blank
- > Greater than Result value
- E Estimated (value above quantitation range)
- S Spike Recovery outside limits due to matrix
- Narr See case narrative
- NC Not confirmed
- < Less than Result value
- J Estimated value detected below Reporting Limit

Analytical Environmental Services, Inc **Date:** 31-Jan-19

Client:	Wood Environment & Infrastructure	**Client Sample ID:**	MW-303-0119
Project Name:	AGL - Augusta	**Collection Date:**	1/22/2019 5:40:00 PM
Lab ID:	1901K92-008	**Matrix:**	Groundwater

Analyses	Result	Reporting Limit	Qual	Units	BatchID	Dilution Factor	Date Analyzed	Analyst
SIM Polynuclear Aromatic Hydrocarbons SW8270D				**(SW3510C)**				
Indeno(1,2,3-cd)pyrene	BRL	0.050		ug/L	273503	1	01/28/2019 14:30	YH
Dibenz(a,h)anthracene	BRL	0.10		ug/L	273503	1	01/28/2019 14:30	YH
Benzo(g,h,i)perylene	BRL	0.10		ug/L	273503	1	01/28/2019 14:30	YH
Surr: 4-Terphenyl-d14	103	69.4-138		%REC	273503	1	01/28/2019 14:30	YH
Mercury, Total SW7470A				**(SW7470A)**				
Mercury	BRL	0.00020		mg/L	273602	1	01/28/2019 17:09	CD
Cyanide SW9014				**(SW9010C)**				
Cyanide, Total	BRL	0.010		mg/L	273723	1	01/29/2019 16:40	AT

Qualifiers:

*	Value exceeds maximum contaminant level	E	Estimated (value above quantitation range)
BRL	Below reporting limit	S	Spike Recovery outside limits due to matrix
H	Holding times for preparation or analysis exceeded	Narr	See case narrative
N	Analyte not NELAC certified	NC	Not confirmed
B	Analyte detected in the associated method blank	<	Less than Result value
>	Greater than Result value	J	Estimated value detected below Reporting Limit

Analytical Environmental Services, Inc **Date:** 31-Jan-19

Client:	Wood Environment & Infrastructure	**Client Sample ID:**	MW-19-0119
Project Name:	AGL - Augusta	**Collection Date:**	1/22/2019 11:55:00 AM
Lab ID:	1901K92-009	**Matrix:**	Groundwater

Analyses	Result	Reporting Limit	Qual	Units	BatchID	Dilution Factor	Date Analyzed	Analyst
Volatile Organic Compounds by GC/MS SW8260B				**(SW5030B)**				
Acetone	BRL	50		ug/L	273649	1	01/30/2019 19:02	JB
Benzene	BRL	5.0		ug/L	273649	1	01/30/2019 19:02	JB
Carbon disulfide	BRL	5.0		ug/L	273649	1	01/30/2019 19:02	JB
Ethylbenzene	BRL	5.0		ug/L	273649	1	01/30/2019 19:02	JB
Methylene chloride	BRL	5.0		ug/L	273649	1	01/30/2019 19:02	JB
Trichloroethene	BRL	5.0		ug/L	273649	1	01/30/2019 19:02	JB
Toluene	BRL	5.0		ug/L	273649	1	01/30/2019 19:02	JB
Xylenes, Total	BRL	5.0		ug/L	273649	1	01/30/2019 19:02	JB
Surr: 4-Bromofluorobenzene	91.8	64-125		%REC	273649	1	01/30/2019 19:02	JB
Surr: Dibromofluoromethane	94.4	76.4-125		%REC	273649	1	01/30/2019 19:02	JB
Surr: Toluene-d8	95.1	78.3-116		%REC	273649	1	01/30/2019 19:02	JB
Total Metals by ICP/MS SW6020B				**(SW3005A)**				
Antimony	BRL	0.00600		mg/L	273504	1	01/28/2019 18:37	KT
Arsenic	BRL	0.0500		mg/L	273504	1	01/28/2019 18:37	KT
Barium	0.0950	0.00400		mg/L	273504	1	01/28/2019 18:37	KT
Beryllium	BRL	0.00400		mg/L	273504	1	01/28/2019 18:37	KT
Cadmium	BRL	0.00500		mg/L	273504	1	01/28/2019 18:37	KT
Chromium	BRL	0.0100		mg/L	273504	1	01/28/2019 18:37	KT
Copper	BRL	0.0100		mg/L	273504	1	01/28/2019 18:37	KT
Lead	BRL	0.0100		mg/L	273504	1	01/28/2019 18:37	KT
Nickel	0.0346	0.0200		mg/L	273504	1	01/28/2019 18:37	KT
Selenium	BRL	0.0200		mg/L	273504	1	01/28/2019 18:37	KT
Thallium	BRL	0.00200		mg/L	273504	1	01/28/2019 18:37	KT
Vanadium	BRL	0.0100		mg/L	273504	1	01/28/2019 18:37	KT
Zinc	0.0962	0.0200		mg/L	273504	1	01/28/2019 18:37	KT
SIM Polynuclear Aromatic Hydrocarbons SW8270D				**(SW3510C)**				
Naphthalene	BRL	0.50		ug/L	273503	1	01/28/2019 14:56	YH
Acenaphthylene	BRL	1.0		ug/L	273503	1	01/28/2019 14:56	YH
Acenaphthene	BRL	0.50		ug/L	273503	1	01/28/2019 14:56	YH
Fluorene	BRL	0.10		ug/L	273503	1	01/28/2019 14:56	YH
Phenanthrene	BRL	0.050		ug/L	273503	1	01/28/2019 14:56	YH
Anthracene	0.084	0.050		ug/L	273503	1	01/28/2019 14:56	YH
Fluoranthene	BRL	0.10		ug/L	273503	1	01/28/2019 14:56	YH
Pyrene	BRL	0.050		ug/L	273503	1	01/28/2019 14:56	YH
Benz(a)anthracene	BRL	0.050		ug/L	273503	1	01/28/2019 14:56	YH
Chrysene	BRL	0.050		ug/L	273503	1	01/28/2019 14:56	YH
Benzo(b)fluoranthene	BRL	0.10		ug/L	273503	1	01/28/2019 14:56	YH
Benzo(k)fluoranthene	BRL	0.050		ug/L	273503	1	01/28/2019 14:56	YH
Benzo(a)pyrene	BRL	0.050		ug/L	273503	1	01/28/2019 14:56	YH

Qualifiers:

- * Value exceeds maximum contaminant level
- BRL Below reporting limit
- H Holding times for preparation or analysis exceeded
- N Analyte not NELAC certified
- B Analyte detected in the associated method blank
- > Greater than Result value
- E Estimated (value above quantitation range)
- S Spike Recovery outside limits due to matrix
- Narr See case narrative
- NC Not confirmed
- < Less than Result value
- J Estimated value detected below Reporting Limit

Analytical Environmental Services, Inc **Date:** 31-Jan-19

Client:	Wood Environment & Infrastructure	**Client Sample ID:**	MW-19-0119
Project Name:	AGL - Augusta	**Collection Date:**	1/22/2019 11:55:00 AM
Lab ID:	1901K92-009	**Matrix:**	Groundwater

Analyses	Result	Reporting Limit	Qual	Units	BatchID	Dilution Factor	Date Analyzed	Analyst
SIM Polynuclear Aromatic Hydrocarbons SW8270D				**(SW3510C)**				
Indeno(1,2,3-cd)pyrene	BRL	0.050		ug/L	273503	1	01/28/2019 14:56	YH
Dibenz(a,h)anthracene	BRL	0.10		ug/L	273503	1	01/28/2019 14:56	YH
Benzo(g,h,i)perylene	BRL	0.10		ug/L	273503	1	01/28/2019 14:56	YH
Surr: 4-Terphenyl-d14	105	69.4-138		%REC	273503	1	01/28/2019 14:56	YH
Mercury, Total SW7470A				**(SW7470A)**				
Mercury	BRL	0.00020		mg/L	273602	1	01/28/2019 17:13	CD
Cyanide SW9014				**(SW9010C)**				
Cyanide, Total	BRL	0.010		mg/L	273723	1	01/29/2019 16:40	AT

Qualifiers:

*	Value exceeds maximum contaminant level	E	Estimated (value above quantitation range)
BRL	Below reporting limit	S	Spike Recovery outside limits due to matrix
H	Holding times for preparation or analysis exceeded	Narr	See case narrative
N	Analyte not NELAC certified	NC	Not confirmed
B	Analyte detected in the associated method blank	<	Less than Result value
>	Greater than Result value	J	Estimated value detected below Reporting Limit

Analytical Environmental Services, Inc **Date:** 31-Jan-19

Client:	Wood Environment & Infrastructure	**Client Sample ID:**	DUP-3-0119
Project Name:	AGL - Augusta	**Collection Date:**	1/22/2019 12:00:00 PM
Lab ID:	1901K92-010	**Matrix:**	Groundwater

Analyses	Result	Reporting Limit	Qual	Units	BatchID	Dilution Factor	Date Analyzed	Analyst
Volatile Organic Compounds by GC/MS SW8260B				**(SW5030B)**				
Acetone	BRL	50		ug/L	273649	1	01/30/2019 19:26	JB
Benzene	BRL	5.0		ug/L	273649	1	01/30/2019 19:26	JB
Carbon disulfide	BRL	5.0		ug/L	273649	1	01/30/2019 19:26	JB
Ethylbenzene	BRL	5.0		ug/L	273649	1	01/30/2019 19:26	JB
Methylene chloride	BRL	5.0		ug/L	273649	1	01/30/2019 19:26	JB
Trichloroethene	BRL	5.0		ug/L	273649	1	01/30/2019 19:26	JB
Toluene	BRL	5.0		ug/L	273649	1	01/30/2019 19:26	JB
Xylenes, Total	BRL	5.0		ug/L	273649	1	01/30/2019 19:26	JB
Surr: 4-Bromofluorobenzene	93.6	64-125		%REC	273649	1	01/30/2019 19:26	JB
Surr: Dibromofluoromethane	98	76.4-125		%REC	273649	1	01/30/2019 19:26	JB
Surr: Toluene-d8	96.7	78.3-116		%REC	273649	1	01/30/2019 19:26	JB
Total Metals by ICP/MS SW6020B				**(SW3005A)**				
Antimony	BRL	0.00600		mg/L	273504	1	01/28/2019 18:40	KT
Arsenic	BRL	0.0500		mg/L	273504	1	01/28/2019 18:40	KT
Barium	0.0944	0.00400		mg/L	273504	1	01/28/2019 18:40	KT
Beryllium	BRL	0.00400		mg/L	273504	1	01/28/2019 18:40	KT
Cadmium	BRL	0.00500		mg/L	273504	1	01/28/2019 18:40	KT
Chromium	BRL	0.0100		mg/L	273504	1	01/28/2019 18:40	KT
Copper	BRL	0.0100		mg/L	273504	1	01/28/2019 18:40	KT
Lead	BRL	0.0100		mg/L	273504	1	01/28/2019 18:40	KT
Nickel	0.0352	0.0200		mg/L	273504	1	01/28/2019 18:40	KT
Selenium	BRL	0.0200		mg/L	273504	1	01/28/2019 18:40	KT
Thallium	BRL	0.00200		mg/L	273504	1	01/28/2019 18:40	KT
Vanadium	BRL	0.0100		mg/L	273504	1	01/28/2019 18:40	KT
Zinc	0.0727	0.0200		mg/L	273504	1	01/28/2019 18:40	KT
SIM Polynuclear Aromatic Hydrocarbons SW8270D				**(SW3510C)**				
Naphthalene	BRL	0.50		ug/L	273503	1	01/28/2019 15:22	YH
Acenaphthylene	BRL	1.0		ug/L	273503	1	01/28/2019 15:22	YH
Acenaphthene	BRL	0.50		ug/L	273503	1	01/28/2019 15:22	YH
Fluorene	BRL	0.10		ug/L	273503	1	01/28/2019 15:22	YH
Phenanthrene	BRL	0.050		ug/L	273503	1	01/28/2019 15:22	YH
Anthracene	0.081	0.050		ug/L	273503	1	01/28/2019 15:22	YH
Fluoranthene	BRL	0.10		ug/L	273503	1	01/28/2019 15:22	YH
Pyrene	0.050	0.050		ug/L	273503	1	01/28/2019 15:22	YH
Benz(a)anthracene	BRL	0.050		ug/L	273503	1	01/28/2019 15:22	YH
Chrysene	BRL	0.050		ug/L	273503	1	01/28/2019 15:22	YH
Benzo(b)fluoranthene	BRL	0.10		ug/L	273503	1	01/28/2019 15:22	YH
Benzo(k)fluoranthene	BRL	0.050		ug/L	273503	1	01/28/2019 15:22	YH
Benzo(a)pyrene	BRL	0.050		ug/L	273503	1	01/28/2019 15:22	YH

Qualifiers:

- * Value exceeds maximum contaminant level
- BRL Below reporting limit
- H Holding times for preparation or analysis exceeded
- N Analyte not NELAC certified
- B Analyte detected in the associated method blank
- > Greater than Result value
- E Estimated (value above quantitation range)
- S Spike Recovery outside limits due to matrix
- Narr See case narrative
- NC Not confirmed
- < Less than Result value
- J Estimated value detected below Reporting Limit

Analytical Environmental Services, Inc **Date:** 31-Jan-19

Client:	Wood Environment & Infrastructure	**Client Sample ID:**	DUP-3-0119
Project Name:	AGL - Augusta	**Collection Date:**	1/22/2019 12:00:00 PM
Lab ID:	1901K92-010	**Matrix:**	Groundwater

Analyses	Result	Reporting Limit	Qual	Units	BatchID	Dilution Factor	Date Analyzed	Analyst
SIM Polynuclear Aromatic Hydrocarbons SW8270D				**(SW3510C)**				
Indeno(1,2,3-cd)pyrene	BRL	0.050		ug/L	273503	1	01/28/2019 15:22	YH
Dibenz(a,h)anthracene	BRL	0.10		ug/L	273503	1	01/28/2019 15:22	YH
Benzo(g,h,i)perylene	BRL	0.10		ug/L	273503	1	01/28/2019 15:22	YH
Surr: 4-Terphenyl-d14	101	69.4-138		%REC	273503	1	01/28/2019 15:22	YH
Mercury, Total SW7470A				**(SW7470A)**				
Mercury	BRL	0.00020		mg/L	273604	1	01/28/2019 19:38	CD
Cyanide SW9014				**(SW9010C)**				
Cyanide, Total	BRL	0.010		mg/L	273723	1	01/29/2019 16:40	AT

Qualifiers:

*	Value exceeds maximum contaminant level	E	Estimated (value above quantitation range)
BRL	Below reporting limit	S	Spike Recovery outside limits due to matrix
H	Holding times for preparation or analysis exceeded	Narr	See case narrative
N	Analyte not NELAC certified	NC	Not confirmed
B	Analyte detected in the associated method blank	<	Less than Result value
>	Greater than Result value	J	Estimated value detected below Reporting Limit

Analytical Environmental Services, Inc **Date:** 31-Jan-19

Client:	Wood Environment & Infrastructure	**Client Sample ID:**	MW-507BR-0119
Project Name:	AGL - Augusta	**Collection Date:**	1/22/2019 3:30:00 PM
Lab ID:	1901K92-011	**Matrix:**	Groundwater

Analyses	Result	Reporting Limit	Qual	Units	BatchID	Dilution Factor	Date Analyzed	Analyst
Volatile Organic Compounds by GC/MS SW8260B				**(SW5030B)**				
Acetone	BRL	50		ug/L	273649	1	01/30/2019 19:50	JB
Benzene	BRL	5.0		ug/L	273649	1	01/30/2019 19:50	JB
Carbon disulfide	BRL	5.0		ug/L	273649	1	01/30/2019 19:50	JB
Ethylbenzene	BRL	5.0		ug/L	273649	1	01/30/2019 19:50	JB
Methylene chloride	BRL	5.0		ug/L	273649	1	01/30/2019 19:50	JB
Trichloroethene	BRL	5.0		ug/L	273649	1	01/30/2019 19:50	JB
Toluene	BRL	5.0		ug/L	273649	1	01/30/2019 19:50	JB
Xylenes, Total	BRL	5.0		ug/L	273649	1	01/30/2019 19:50	JB
Surr: 4-Bromofluorobenzene	92.9	64-125		%REC	273649	1	01/30/2019 19:50	JB
Surr: Dibromofluoromethane	96	76.4-125		%REC	273649	1	01/30/2019 19:50	JB
Surr: Toluene-d8	97.2	78.3-116		%REC	273649	1	01/30/2019 19:50	JB
Total Metals by ICP/MS SW6020B				**(SW3005A)**				
Antimony	BRL	0.00600		mg/L	273504	1	01/28/2019 18:43	KT
Arsenic	BRL	0.0500		mg/L	273504	1	01/28/2019 18:43	KT
Barium	0.321	0.00400		mg/L	273504	1	01/28/2019 18:43	KT
Beryllium	0.00719	0.00400		mg/L	273504	1	01/28/2019 18:43	KT
Cadmium	BRL	0.00500		mg/L	273504	1	01/28/2019 18:43	KT
Chromium	0.0242	0.0100		mg/L	273504	1	01/28/2019 18:43	KT
Copper	0.0128	0.0100		mg/L	273504	1	01/28/2019 18:43	KT
Lead	0.0664	0.0100		mg/L	273504	1	01/28/2019 18:43	KT
Nickel	BRL	0.0200		mg/L	273504	1	01/28/2019 18:43	KT
Selenium	BRL	0.0200		mg/L	273504	1	01/28/2019 18:43	KT
Thallium	BRL	0.00200		mg/L	273504	1	01/28/2019 18:43	KT
Vanadium	0.0253	0.0100		mg/L	273504	1	01/28/2019 18:43	KT
Zinc	0.219	0.0200		mg/L	273504	1	01/28/2019 18:43	KT
SIM Polynuclear Aromatic Hydrocarbons SW8270D				**(SW3510C)**				
Naphthalene	BRL	0.50		ug/L	273503	1	01/28/2019 15:47	YH
Acenaphthylene	BRL	1.0		ug/L	273503	1	01/28/2019 15:47	YH
Acenaphthene	BRL	0.50		ug/L	273503	1	01/28/2019 15:47	YH
Fluorene	BRL	0.10		ug/L	273503	1	01/28/2019 15:47	YH
Phenanthrene	BRL	0.050		ug/L	273503	1	01/28/2019 15:47	YH
Anthracene	BRL	0.050		ug/L	273503	1	01/28/2019 15:47	YH
Fluoranthene	BRL	0.10		ug/L	273503	1	01/28/2019 15:47	YH
Pyrene	BRL	0.050		ug/L	273503	1	01/28/2019 15:47	YH
Benz(a)anthracene	BRL	0.050		ug/L	273503	1	01/28/2019 15:47	YH
Chrysene	BRL	0.050		ug/L	273503	1	01/28/2019 15:47	YH
Benzo(b)fluoranthene	BRL	0.10		ug/L	273503	1	01/28/2019 15:47	YH
Benzo(k)fluoranthene	BRL	0.050		ug/L	273503	1	01/28/2019 15:47	YH
Benzo(a)pyrene	BRL	0.050		ug/L	273503	1	01/28/2019 15:47	YH

Qualifiers:

- * Value exceeds maximum contaminant level
- BRL Below reporting limit
- H Holding times for preparation or analysis exceeded
- N Analyte not NELAC certified
- B Analyte detected in the associated method blank
- > Greater than Result value
- E Estimated (value above quantitation range)
- S Spike Recovery outside limits due to matrix
- Narr See case narrative
- NC Not confirmed
- < Less than Result value
- J Estimated value detected below Reporting Limit

Analytical Environmental Services, Inc **Date:** 31-Jan-19

Client:	Wood Environment & Infrastructure	**Client Sample ID:**	MW-507BR-0119
Project Name:	AGL - Augusta	**Collection Date:**	1/22/2019 3:30:00 PM
Lab ID:	1901K92-011	**Matrix:**	Groundwater

Analyses	Result	Reporting Limit	Qual	Units	BatchID	Dilution Factor	Date Analyzed	Analyst
SIM Polynuclear Aromatic Hydrocarbons SW8270D				**(SW3510C)**				
Indeno(1,2,3-cd)pyrene	BRL	0.050		ug/L	273503	1	01/28/2019 15:47	YH
Dibenz(a,h)anthracene	BRL	0.10		ug/L	273503	1	01/28/2019 15:47	YH
Benzo(g,h,i)perylene	BRL	0.10		ug/L	273503	1	01/28/2019 15:47	YH
Surr: 4-Terphenyl-d14	10.4	69.4-138	S	%REC	273503	1	01/28/2019 15:47	YH
Mercury, Total SW7470A				**(SW7470A)**				
Mercury	BRL	0.00020		mg/L	273604	1	01/28/2019 19:42	CD
Cyanide SW9014				**(SW9010C)**				
Cyanide, Total	BRL	0.010		mg/L	273723	1	01/29/2019 16:40	AT

Qualifiers:

*	Value exceeds maximum contaminant level	E	Estimated (value above quantitation range)
BRL	Below reporting limit	S	Spike Recovery outside limits due to matrix
H	Holding times for preparation or analysis exceeded	Narr	See case narrative
N	Analyte not NELAC certified	NC	Not confirmed
B	Analyte detected in the associated method blank	<	Less than Result value
>	Greater than Result value	J	Estimated value detected below Reporting Limit

Analytical Environmental Services, Inc

Date: 31-Jan-19

SUMMARY OF ANALYTES DETECTED

Analyses	Result	Qual	MDL	Reporting Limit	Units	BatchID	Dilution Factor
Client Sample ID: MW-306SAP-0119				**Lab ID:** 1901K92-002			
Collection Date: 1/22/2019 2:20:00 PM				**Matrix:** Groundwater			
Total Metals by ICP/MS SW6020B				**(SW3005A)**			
Barium	0.773		0.000205	0.00400	mg/L	273504	1
Nickel	0.585		0.000226	0.0200	mg/L	273504	1
SIM Polynuclear Aromatic Hydrocarbons SW8270D				**(SW3510C)**			
Pyrene	0.058		0.015	0.050	ug/L	273503	1
Client Sample ID: MW-306D-0119				**Lab ID:** 1901K92-003			
Collection Date: 1/22/2019 3:04:00 PM				**Matrix:** Groundwater			
Total Metals by ICP/MS SW6020B				**(SW3005A)**			
Barium	0.507		0.000205	0.00400	mg/L	273504	1
SIM Polynuclear Aromatic Hydrocarbons SW8270D				**(SW3510C)**			
Pyrene	0.058		0.015	0.050	ug/L	273503	1
Client Sample ID: MW-306TZ-0119				**Lab ID:** 1901K92-004			
Collection Date: 1/22/2019 4:18:00 PM				**Matrix:** Groundwater			
Volatile Organic Compounds by GC/MS SW8260B				**(SW5030B)**			
Xylenes, Total	13		0.77	5.0	ug/L	273649	1
Total Metals by ICP/MS SW6020B				**(SW3005A)**			
Barium	0.742		0.000205	0.00400	mg/L	273504	1
SIM Polynuclear Aromatic Hydrocarbons SW8270D				**(SW3510C)**			
Naphthalene	370		0.72	50	ug/L	273503	100
Fluorene	2.5		0.019	0.10	ug/L	273503	1
Phenanthrene	1.4		0.022	0.050	ug/L	273503	1
Anthracene	0.28		0.026	0.050	ug/L	273503	1
Fluoranthene	0.14		0.016	0.10	ug/L	273503	1
Pyrene	0.15		0.015	0.050	ug/L	273503	1
Client Sample ID: MW-505D-0119				**Lab ID:** 1901K92-005			
Collection Date: 1/22/2019 1:05:00 PM				**Matrix:** Groundwater			
Total Metals by ICP/MS SW6020B				**(SW3005A)**			
Barium	0.433		0.000205	0.00400	mg/L	273504	1
SIM Polynuclear Aromatic Hydrocarbons SW8270D				**(SW3510C)**			
Naphthalene	2.3		0.0072	0.50	ug/L	273503	1
Acenaphthene	7.4		0.017	0.50	ug/L	273503	1
Fluorene	0.79		0.019	0.10	ug/L	273503	1
Phenanthrene	0.66		0.022	0.050	ug/L	273503	1
Anthracene	0.13		0.026	0.050	ug/L	273503	1
Fluoranthene	0.28		0.016	0.10	ug/L	273503	1
Pyrene	0.40		0.015	0.050	ug/L	273503	1
Client Sample ID: MW-304-0119				**Lab ID:** 1901K92-006			
Collection Date: 1/22/2019 2:30:00 PM				**Matrix:** Groundwater			
Volatile Organic Compounds by GC/MS SW8260B				**(SW5030B)**			
Benzene	360		3.7	50	ug/L	273649	10
Total Metals by ICP/MS SW6020B				**(SW3005A)**			
Barium	0.379		0.000205	0.00400	mg/L	273504	1
SIM Polynuclear Aromatic Hydrocarbons SW8270D				**(SW3510C)**			

Analytical Environmental Services, Inc

Date: 31-Jan-19

SUMMARY OF ANALYTES DETECTED

Analyses	Result	Qual	MDL	Reporting Limit	Units	BatchID	Dilution Factor
Client Sample ID: MW-304-0119				**Lab ID:** 1901K92-006			
Collection Date: 1/22/2019 2:30:00 PM				**Matrix:** Groundwater			
SIM Polynuclear Aromatic Hydrocarbons **SW8270D**				**(SW3510C)**			
Fluorene	1.9		0.019	0.10	ug/L	273503	1
Phenanthrene	0.89		0.022	0.050	ug/L	273503	1
Anthracene	0.17		0.026	0.050	ug/L	273503	1
Fluoranthene	0.23		0.016	0.10	ug/L	273503	1
Pyrene	0.27		0.015	0.050	ug/L	273503	1
Client Sample ID: MW-602-0119				**Lab ID:** 1901K92-007			
Collection Date: 1/22/2019 4:00:00 PM				**Matrix:** Groundwater			
Total Metals by ICP/MS **SW6020B**				**(SW3005A)**			
Barium	0.390		0.000205	0.00400	mg/L	273504	1
Zinc	0.0419		0.00168	0.0200	mg/L	273504	1
SIM Polynuclear Aromatic Hydrocarbons **SW8270D**				**(SW3510C)**			
Acenaphthene	1.5		0.017	0.50	ug/L	273503	1
Fluorene	0.33		0.019	0.10	ug/L	273503	1
Anthracene	0.28		0.026	0.050	ug/L	273503	1
Pyrene	0.16		0.015	0.050	ug/L	273503	1
Client Sample ID: MW-303-0119				**Lab ID:** 1901K92-008			
Collection Date: 1/22/2019 5:40:00 PM				**Matrix:** Groundwater			
Total Metals by ICP/MS **SW6020B**				**(SW3005A)**			
Barium	0.0822		0.000205	0.00400	mg/L	273504	1
SIM Polynuclear Aromatic Hydrocarbons **SW8270D**				**(SW3510C)**			
Acenaphthylene	1.1		0.020	1.0	ug/L	273503	1
Acenaphthene	2.6		0.017	0.50	ug/L	273503	1
Fluorene	0.68		0.019	0.10	ug/L	273503	1
Anthracene	0.45		0.026	0.050	ug/L	273503	1
Fluoranthene	0.41		0.016	0.10	ug/L	273503	1
Pyrene	2.4		0.015	0.050	ug/L	273503	1
Client Sample ID: MW-19-0119				**Lab ID:** 1901K92-009			
Collection Date: 1/22/2019 11:55:00 AM				**Matrix:** Groundwater			
Total Metals by ICP/MS **SW6020B**				**(SW3005A)**			
Barium	0.0950		0.000205	0.00400	mg/L	273504	1
Nickel	0.0346		0.000226	0.0200	mg/L	273504	1
Zinc	0.0962		0.00168	0.0200	mg/L	273504	1
SIM Polynuclear Aromatic Hydrocarbons **SW8270D**				**(SW3510C)**			
Anthracene	0.084		0.026	0.050	ug/L	273503	1
Client Sample ID: DUP-3-0119				**Lab ID:** 1901K92-010			
Collection Date: 1/22/2019 12:00:00 PM				**Matrix:** Groundwater			
Total Metals by ICP/MS **SW6020B**				**(SW3005A)**			
Barium	0.0944		0.000205	0.00400	mg/L	273504	1
Nickel	0.0352		0.000226	0.0200	mg/L	273504	1
Zinc	0.0727		0.00168	0.0200	mg/L	273504	1
SIM Polynuclear Aromatic Hydrocarbons **SW8270D**				**(SW3510C)**			
Anthracene	0.081		0.026	0.050	ug/L	273503	1
Pyrene	0.050		0.015	0.050	ug/L	273503	1

Analytical Environmental Services, Inc

Date: 31-Jan-19

SUMMARY OF ANALYTES DETECTED

Analyses	Result	Qual	MDL	Reporting Limit	Units	BatchID	Dilution Factor
Client Sample ID: MW-507BR-0119				**Lab ID:** 1901K92-011			
Collection Date: 1/22/2019 3:30:00 PM				**Matrix:** Groundwater			
Total Metals by ICP/MS SW6020B				**(SW3005A)**			
Barium	0.321		0.000205	0.00400	mg/L	273504	1
Beryllium	0.00719		0.000221	0.00400	mg/L	273504	1
Chromium	0.0242		0.00176	0.0100	mg/L	273504	1
Copper	0.0128		0.00186	0.0100	mg/L	273504	1
Lead	0.0664		0.000621	0.0100	mg/L	273504	1
Vanadium	0.0253		0.00211	0.0100	mg/L	273504	1
Zinc	0.219		0.00168	0.0200	mg/L	273504	1

Qualifiers:

- * Value exceeds maximum contaminant level
- BRL Below reporting limit
- H Holding times for preparation or analysis exceeded
- N Analyte not NELAC certified
- B Analyte detected in the associated method blank
- > Greater than Result value
- E Estimated (value above quantitation range)
- S Spike Recovery outside limits due to matrix
- Narr See case narrative
- NC Not confirmed
- < Less than Result value
- J Estimated value detected below Reporting Limit

Clear Save as

ANALYTICAL ENVIRONMENTAL SERVICES, INC.

SAMPLE/COOLER RECEIPT CHECKLIST

1. Client Name: **Wood Environment & Infrastructure** AES Work Order Number: **1901K92**

2. Carrier: FedEx ■ UPS ☐ USPS ☐ Client ☐ Courier ☐ Other _____

		Yes	No	N/A	Details	Comments
3.	Shipping container/cooler received in good condition?	○	○	○	damaged ☐ leaking ☐ other ☐	
4.	Custody seals present on shipping container?	○	○	○		
5.	Custody seals intact on shipping container?	○	○	○		
6.	Temperature blanks present?	○	○	○		
7.	Cooler temperature(s) within limits of 0-6°C? [See item 13 and 14 for temperature recordings.]	○	○	○	Cooling initiated for recently collected samples / ice present ☐	
8.	Chain of Custody (COC) present?	○	○	○		
9.	Chain of Custody signed, dated, and timed when relinquished and received?	○	○	○		
10.	Sampler name and/or signature on COC?	○	○	○		
11.	Were all samples received within holding time?	○	○	○		
12.	TAT marked on the COC?	○	○	○	If no TAT indicated, proceeded with standard TAT per Terms & Conditions. ☐	

13. Cooler 1 Temperature 1.6 °C Cooler 2 Temperature 2.0 °C Cooler 3 Temperature 1.9 °C Cooler 4 Temperature _____ °C

14. Cooler 5 Temperature _____ °C Cooler 6 Temperature _____ °C Cooler 7 Temperature _____ °C Cooler 8 Temperature _____ °C

15. Comments: _____

I certify that I have completed sections 1-15 (dated initials). EW 1/24/19

		Yes	No	N/A	Details	Comments
16.	Were sample containers intact upon receipt?	○	○	○		
17.	Custody seals present on sample containers?	○	○	○		
18.	Custody seals intact on sample containers?	○	○	○		
19.	Do sample container labels match the COC?	○	○	○	incomplete info ☐ illegible ☐ no label ☐ other ☐	
20.	Are analyses requested indicated on the COC?	○	○	○		
21.	Were all of the samples listed on the COC received?	○	○	○	samples received but not listed on COC ☐ samples listed on COC not received ☐	
22.	Was the sample collection date/time noted?	○	○	○		
23.	Did we receive sufficient sample volume for indicated analyses?	○	○	○		
24.	Were samples received in appropriate containers?	○	○	○		
25.	Were VOA samples received without headspace (< 1/4" bubble)?	○	○	○		
26.	Were trip blanks submitted?	○	○	○	listed on COC ■ not listed on COC ☐	

27. Comments: _____

I certify that I have completed sections 16-27 (dated initials). EW 1/24/19

This section only applies to samples where pH can be checked at Sample Receipt.

		Yes	No	N/A	Details	Comments
28.	Have containers needing chemical preservation been checked? *	○	○	○		
29.	Containers meet preservation guidelines?	○	○	○		
30.	Was pH adjusted at Sample Receipt?	○	○	○		

* Note: Certain analyses require chemical preservation but must be checked in the laboratory and not upon Sample Receipt such as Coliforms, VOCs and Oil & Grease/TPH.

I certify that I have completed sections 28-30 (dated initials). EW 1/24/19

Checklist 6.9.17 Rev 2

Locked

Analytical Environmental Services, Inc

Date: 31-Jan-19

Client: Wood Environment & Infrastructure
Project Name: AGL - Augusta
Lab Order: 1901K92

Dates Report

Lab Sample ID	Client Sample ID	Collection Date	Matrix	Test Name	TCLP Date	Prep Date	Analysis Date
1901K92-001A	TB-01-0119	1/22/2019 12:00:00AM	Aqueous	Volatile Organic Compounds by GC/MS		1/25/2019 2:19:00PM	01/25/2019
1901K92-002A	MW-306SAP-0119	1/22/2019 2:20:00PM	Groundwater	Volatile Organic Compounds by GC/MS		1/25/2019 2:19:00PM	01/25/2019
1901K92-002B	MW-306SAP-0119	1/22/2019 2:20:00PM	Groundwater	Total Metals by ICP/MS		1/25/2019 11:19:00AM	01/28/2019
1901K92-002B	MW-306SAP-0119	1/22/2019 2:20:00PM	Groundwater	TOTAL MERCURY		1/28/2019 12:13:00PM	01/28/2019
1901K92-002C	MW-306SAP-0119	1/22/2019 2:20:00PM	Groundwater	Polynuclear Aromatic Hydrocarbons		1/25/2019 9:00:00AM	01/28/2019
1901K92-002D	MW-306SAP-0119	1/22/2019 2:20:00PM	Groundwater	Cyanide		1/29/2019 9:30:00AM	01/29/2019
1901K92-003A	MW-306D-0119	1/22/2019 3:04:00PM	Groundwater	Volatile Organic Compounds by GC/MS		1/25/2019 2:19:00PM	01/25/2019
1901K92-003B	MW-306D-0119	1/22/2019 3:04:00PM	Groundwater	Total Metals by ICP/MS		1/25/2019 11:19:00AM	01/28/2019
1901K92-003B	MW-306D-0119	1/22/2019 3:04:00PM	Groundwater	TOTAL MERCURY		1/28/2019 12:13:00PM	01/28/2019
1901K92-003C	MW-306D-0119	1/22/2019 3:04:00PM	Groundwater	Polynuclear Aromatic Hydrocarbons		1/25/2019 9:00:00AM	01/28/2019
1901K92-003D	MW-306D-0119	1/22/2019 3:04:00PM	Groundwater	Cyanide		1/29/2019 9:30:00AM	01/29/2019
1901K92-004A	MW-306TZ-0119	1/22/2019 4:18:00PM	Groundwater	Volatile Organic Compounds by GC/MS		1/25/2019 2:19:00PM	01/25/2019
1901K92-004B	MW-306TZ-0119	1/22/2019 4:18:00PM	Groundwater	Total Metals by ICP/MS		1/25/2019 11:19:00AM	01/28/2019
1901K92-004B	MW-306TZ-0119	1/22/2019 4:18:00PM	Groundwater	TOTAL MERCURY		1/28/2019 12:13:00PM	01/28/2019
1901K92-004C	MW-306TZ-0119	1/22/2019 4:18:00PM	Groundwater	Polynuclear Aromatic Hydrocarbons		1/25/2019 9:00:00AM	01/25/2019
1901K92-004C	MW-306TZ-0119	1/22/2019 4:18:00PM	Groundwater	Polynuclear Aromatic Hydrocarbons		1/25/2019 9:00:00AM	01/28/2019
1901K92-004D	MW-306TZ-0119	1/22/2019 4:18:00PM	Groundwater	Cyanide		1/29/2019 9:30:00AM	01/29/2019
1901K92-005A	MW-505D-0119	1/22/2019 1:05:00PM	Groundwater	Volatile Organic Compounds by GC/MS		1/25/2019 2:19:00PM	01/26/2019
1901K92-005B	MW-505D-0119	1/22/2019 1:05:00PM	Groundwater	Total Metals by ICP/MS		1/25/2019 11:19:00AM	01/28/2019
1901K92-005B	MW-505D-0119	1/22/2019 1:05:00PM	Groundwater	TOTAL MERCURY		1/28/2019 12:13:00PM	01/28/2019
1901K92-005C	MW-505D-0119	1/22/2019 1:05:00PM	Groundwater	Polynuclear Aromatic Hydrocarbons		1/25/2019 9:00:00AM	01/28/2019
1901K92-005D	MW-505D-0119	1/22/2019 1:05:00PM	Groundwater	Cyanide		1/29/2019 9:30:00AM	01/29/2019
1901K92-006A	MW-304-0119	1/22/2019 2:30:00PM	Groundwater	Volatile Organic Compounds by GC/MS		1/25/2019 2:19:00PM	01/30/2019
1901K92-006B	MW-304-0119	1/22/2019 2:30:00PM	Groundwater	Total Metals by ICP/MS		1/25/2019 11:19:00AM	01/28/2019
1901K92-006B	MW-304-0119	1/22/2019 2:30:00PM	Groundwater	TOTAL MERCURY		1/28/2019 12:13:00PM	01/28/2019
1901K92-006C	MW-304-0119	1/22/2019 2:30:00PM	Groundwater	Polynuclear Aromatic Hydrocarbons		1/25/2019 9:00:00AM	01/25/2019
1901K92-006C	MW-304-0119	1/22/2019 2:30:00PM	Groundwater	Polynuclear Aromatic Hydrocarbons		1/25/2019 9:00:00AM	01/26/2019
1901K92-006D	MW-304-0119	1/22/2019 2:30:00PM	Groundwater	Cyanide		1/29/2019 9:30:00AM	01/29/2019
1901K92-007A	MW-602-0119	1/22/2019 4:00:00PM	Groundwater	Volatile Organic Compounds by GC/MS		1/25/2019 2:19:00PM	01/30/2019

Client: Wood Environment & Infrastructure
Project Name: AGL - Augusta
Lab Order: 1901K92

Dates Report

Lab Sample ID	Client Sample ID	Collection Date	Matrix	Test Name	TCLP Date	Prep Date	Analysis Date
1901K92-007B	MW-602-0119	1/22/2019 4:00:00PM	Groundwater	Total Metals by ICP/MS		1/25/2019 11:19:00AM	01/28/2019
1901K92-007B	MW-602-0119	1/22/2019 4:00:00PM	Groundwater	TOTAL MERCURY		1/28/2019 12:13:00PM	01/28/2019
1901K92-007C	MW-602-0119	1/22/2019 4:00:00PM	Groundwater	Polynuclear Aromatic Hydrocarbons		1/25/2019 9:00:00AM	01/28/2019
1901K92-007D	MW-602-0119	1/22/2019 4:00:00PM	Groundwater	Cyanide		1/29/2019 9:30:00AM	01/29/2019
1901K92-008A	MW-303-0119	1/22/2019 5:40:00PM	Groundwater	Volatile Organic Compounds by GC/MS		1/25/2019 2:19:00PM	01/30/2019
1901K92-008B	MW-303-0119	1/22/2019 5:40:00PM	Groundwater	Total Metals by ICP/MS		1/25/2019 11:19:00AM	01/28/2019
1901K92-008B	MW-303-0119	1/22/2019 5:40:00PM	Groundwater	TOTAL MERCURY		1/28/2019 12:13:00PM	01/28/2019
1901K92-008C	MW-303-0119	1/22/2019 5:40:00PM	Groundwater	Polynuclear Aromatic Hydrocarbons		1/25/2019 9:00:00AM	01/28/2019
1901K92-008D	MW-303-0119	1/22/2019 5:40:00PM	Groundwater	Cyanide		1/29/2019 9:30:00AM	01/29/2019
1901K92-009A	MW-19-0119	1/22/2019 11:55:00AM	Groundwater	Volatile Organic Compounds by GC/MS		1/25/2019 2:19:00PM	01/30/2019
1901K92-009B	MW-19-0119	1/22/2019 11:55:00AM	Groundwater	Total Metals by ICP/MS		1/25/2019 11:19:00AM	01/28/2019
1901K92-009B	MW-19-0119	1/22/2019 11:55:00AM	Groundwater	TOTAL MERCURY		1/28/2019 12:13:00PM	01/28/2019
1901K92-009C	MW-19-0119	1/22/2019 11:55:00AM	Groundwater	Polynuclear Aromatic Hydrocarbons		1/25/2019 9:00:00AM	01/28/2019
1901K92-009D	MW-19-0119	1/22/2019 11:55:00AM	Groundwater	Cyanide		1/29/2019 9:30:00AM	01/29/2019
1901K92-010A	DUP-3-0119	1/22/2019 12:00:00PM	Groundwater	Volatile Organic Compounds by GC/MS		1/25/2019 2:19:00PM	01/30/2019
1901K92-010B	DUP-3-0119	1/22/2019 12:00:00PM	Groundwater	Total Metals by ICP/MS		1/25/2019 11:19:00AM	01/28/2019
1901K92-010B	DUP-3-0119	1/22/2019 12:00:00PM	Groundwater	TOTAL MERCURY		1/28/2019 12:13:00PM	01/28/2019
1901K92-010C	DUP-3-0119	1/22/2019 12:00:00PM	Groundwater	Polynuclear Aromatic Hydrocarbons		1/25/2019 9:00:00AM	01/28/2019
1901K92-010D	DUP-3-0119	1/22/2019 12:00:00PM	Groundwater	Cyanide		1/29/2019 9:30:00AM	01/29/2019
1901K92-011A	MW-507BR-0119	1/22/2019 3:30:00PM	Groundwater	Volatile Organic Compounds by GC/MS		1/25/2019 2:19:00PM	01/30/2019
1901K92-011B	MW-507BR-0119	1/22/2019 3:30:00PM	Groundwater	Total Metals by ICP/MS		1/25/2019 11:19:00AM	01/28/2019
1901K92-011B	MW-507BR-0119	1/22/2019 3:30:00PM	Groundwater	TOTAL MERCURY		1/28/2019 12:13:00PM	01/28/2019
1901K92-011C	MW-507BR-0119	1/22/2019 3:30:00PM	Groundwater	Polynuclear Aromatic Hydrocarbons		1/25/2019 9:00:00AM	01/28/2019
1901K92-011D	MW-507BR-0119	1/22/2019 3:30:00PM	Groundwater	Cyanide		1/29/2019 9:30:00AM	01/29/2019

Client: Wood Environment & Infrastructure
Project Name: AGL - Augusta
Workorder: 1901K92

ANALYTICAL QC SUMMARY REPORT

BatchID: 273503

Sample ID: **MB-273503** Client ID: Units: **ug/L** Prep Date: **01/25/2019** Run No: **389700**
SampleType: **MBLK** TestCode: **SIM Polynuclear Aromatic Hydrocarbons SW8270D** BatchID: **273503** Analysis Date: **01/25/2019** Seq No: **8716537**

Analyte	Result	RPT Limit	SPK value	SPK Ref Val	%REC	Low Limit	High Limit	RPD Ref Val	%RPD	RPD Limit	Qual
Acenaphthene	BRL	0.50									
Acenaphthylene	BRL	1.0									
Anthracene	BRL	0.050									
Benz(a)anthracene	BRL	0.050									
Benzo(a)pyrene	BRL	0.050									
Benzo(b)fluoranthene	BRL	0.10									
Benzo(g,h,i)perylene	BRL	0.10									
Benzo(k)fluoranthene	BRL	0.050									
Chrysene	BRL	0.050									
Dibenz(a,h)anthracene	BRL	0.10									
Fluoranthene	BRL	0.10									
Fluorene	BRL	0.10									
Indeno(1,2,3-cd)pyrene	BRL	0.050									
Naphthalene	BRL	0.50									
Phenanthrene	BRL	0.050									
Pyrene	BRL	0.050									
Surr: 4-Terphenyl-d14	2.269	0	2.000		113	69.4	138				

Sample ID: **LCS-273503** Client ID: Units: **ug/L** Prep Date: **01/25/2019** Run No: **389700**
SampleType: **LCS** TestCode: **SIM Polynuclear Aromatic Hydrocarbons SW8270D** BatchID: **273503** Analysis Date: **01/25/2019** Seq No: **8716691**

Analyte	Result	RPT Limit	SPK value	SPK Ref Val	%REC	Low Limit	High Limit	RPD Ref Val	%RPD	RPD Limit	Qual
Acenaphthene	2.117	0.50	2.000		106	70	120				
Acenaphthylene	2.006	1.0	2.000		100	69.5	120				
Anthracene	2.230	0.050	2.000		111	70	126				
Benz(a)anthracene	2.127	0.050	2.000		106	70.9	147				
Benzo(a)pyrene	2.152	0.050	2.000		108	70	124				

Qualifiers:

>	Greater than Result value	<	Less than Result value	B	Analyte detected in the associated method blank
BRL	Below reporting limit	E	Estimated (value above quantitation range)	H	Holding times for preparation or analysis exceeded
J	Estimated value detected below Reporting Limit	N	Analyte not NELAC certified	R	RPD outside limits due to matrix
Rpt Lim	Reporting Limit	S	Spike Recovery outside limits due to matrix		

Client: Wood Environment & Infrastructure
Project Name: AGL - Augusta
Workorder: 1901K92

ANALYTICAL QC SUMMARY REPORT

BatchID: 273503

Sample ID: **LCS-273503** Client ID: Units: **ug/L** Prep Date: **01/25/2019** Run No: **389700**
SampleType: **LCS** TestCode: **SIM Polynuclear Aromatic Hydrocarbons SW8270D** BatchID: **273503** Analysis Date: **01/25/2019** Seq No: **8716691**

Analyte	Result	RPT Limit	SPK value	SPK Ref Val	%REC	Low Limit	High Limit	RPD Ref Val	%RPD	RPD Limit	Qual
Benzo(b)fluoranthene	2.129	0.10	2.000		106	65.6	134				
Benzo(g,h,i)perylene	1.913	0.10	2.000		95.6	66.2	128				
Benzo(k)fluoranthene	2.248	0.050	2.000		112	70.9	134				
Chrysene	2.424	0.050	2.000		121	70	133				
Dibenz(a,h)anthracene	1.698	0.10	2.000		84.9	56	128				
Fluoranthene	2.217	0.10	2.000		111	80.4	135				
Fluorene	2.072	0.10	2.000		104	70	122				
Indeno(1,2,3-cd)pyrene	2.021	0.050	2.000		101	63.6	131				
Naphthalene	2.070	0.50	2.000		103	68.8	120				
Phenanthrene	2.099	0.050	2.000		105	72.9	122				
Pyrene	2.351	0.050	2.000		118	70	130				
Surr: 4-Terphenyl-d14	2.412	0	2.000		121	69.4	138				

Sample ID: **1901K94-005CMS** Client ID: Units: **ug/L** Prep Date: **01/25/2019** Run No: **389877**
SampleType: **MS** TestCode: **SIM Polynuclear Aromatic Hydrocarbons SW8270D** BatchID: **273503** Analysis Date: **01/29/2019** Seq No: **8723509**

Analyte	Result	RPT Limit	SPK value	SPK Ref Val	%REC	Low Limit	High Limit	RPD Ref Val	%RPD	RPD Limit	Qual
Acenaphthene	8.683	0.50	2.000	6.686	99.8	61.2	120				
Acenaphthylene	1.927	1.0	2.000		96.4	62.1	120				
Anthracene	2.047	0.050	2.000	0.03284	101	65.2	124				
Benz(a)anthracene	2.185	0.050	2.000		109	69.2	134				
Benzo(a)pyrene	1.686	0.050	2.000		84.3	58.1	120				
Benzo(b)fluoranthene	1.781	0.10	2.000		89.0	51.9	120				
Benzo(g,h,i)perylene	1.224	0.10	2.000		61.2	44	120				
Benzo(k)fluoranthene	1.623	0.050	2.000		81.2	53.5	120				
Chrysene	1.910	0.050	2.000		95.5	64.5	129				
Dibenz(a,h)anthracene	1.154	0.10	2.000		57.7	37.4	120				
Fluoranthene	2.091	0.10	2.000		105	70.1	126				

Qualifiers:

>	Greater than Result value	<	Less than Result value	B	Analyte detected in the associated method blank
BRL	Below reporting limit	E	Estimated (value above quantitation range)	H	Holding times for preparation or analysis exceeded
J	Estimated value detected below Reporting Limit	N	Analyte not NELAC certified	R	RPD outside limits due to matrix
Rpt Lim	Reporting Limit	S	Spike Recovery outside limits due to matrix		

Client: Wood Environment & Infrastructure
Project Name: AGL - Augusta
Workorder: 1901K92

ANALYTICAL QC SUMMARY REPORT

BatchID: 273503

Sample ID: **1901K94-005CMS** Client ID: Units: **ug/L** Prep Date: **01/25/2019** Run No: **389877**
SampleType: **MS** TestCode: **SIM Polynuclear Aromatic Hydrocarbons** **SW8270D** BatchID: **273503** Analysis Date: **01/29/2019** Seq No: **8723509**

Analyte	Result	RPT Limit	SPK value	SPK Ref Val	%REC	Low Limit	High Limit	RPD Ref Val	%RPD	RPD Limit	Qual
Fluorene	1.921	0.10	2.000		96.1	63.1	120				
Indeno(1,2,3-cd)pyrene	1.289	0.050	2.000		64.5	46.4	120				
Naphthalene	1.827	0.50	2.000		91.4	56.7	120				
Phenanthrene	2.015	0.050	2.000		101	64.5	120				
Pyrene	2.118	0.050	2.000	0.1332	99.2	61.5	136				
Surr: 4-Terphenyl-d14	2.168	0	2.000		108	69.4	138				

Sample ID: **1901K94-005CMSD** Client ID: Units: **ug/L** Prep Date: **01/25/2019** Run No: **389877**
SampleType: **MSD** TestCode: **SIM Polynuclear Aromatic Hydrocarbons** **SW8270D** BatchID: **273503** Analysis Date: **01/29/2019** Seq No: **8723510**

Analyte	Result	RPT Limit	SPK value	SPK Ref Val	%REC	Low Limit	High Limit	RPD Ref Val	%RPD	RPD Limit	Qual
Acenaphthene	8.300	0.50	2.000	6.686	80.7	61.2	120	8.683	4.51	20.2	
Acenaphthylene	1.828	1.0	2.000		91.4	62.1	120	1.927	5.29	22	
Anthracene	2.009	0.050	2.000	0.03284	98.8	65.2	124	2.047	1.85	20	
Benz(a)anthracene	2.236	0.050	2.000		112	69.2	134	2.185	2.30	23.7	
Benzo(a)pyrene	1.826	0.050	2.000		91.3	58.1	120	1.686	7.99	26.1	
Benzo(b)fluoranthene	1.933	0.10	2.000		96.7	51.9	120	1.781	8.21	25.4	
Benzo(g,h,i)perylene	1.452	0.10	2.000		72.6	44	120	1.224	17.0	23.1	
Benzo(k)fluoranthene	1.770	0.050	2.000		88.5	53.5	120	1.623	8.66	22.7	
Chrysene	1.953	0.050	2.000		97.7	64.5	129	1.910	2.22	22.4	
Dibenz(a,h)anthracene	1.342	0.10	2.000		67.1	37.4	120	1.154	15.1	31	
Fluoranthene	2.076	0.10	2.000		104	70.1	126	2.091	0.720	19.1	
Fluorene	1.832	0.10	2.000		91.6	63.1	120	1.921	4.75	22.2	
Indeno(1,2,3-cd)pyrene	1.499	0.050	2.000		75.0	46.4	120	1.289	15.1	26.1	
Naphthalene	1.657	0.50	2.000		82.9	56.7	120	1.827	9.78	19.7	
Phenanthrene	1.977	0.050	2.000		98.8	64.5	120	2.015	1.93	20.5	
Pyrene	2.131	0.050	2.000	0.1332	99.9	61.5	136	2.118	0.634	19.4	
Surr: 4-Terphenyl-d14	2.559	0	2.000		128	69.4	138	2.168	0	0	

Qualifiers:

>	Greater than Result value	<	Less than Result value	B	Analyte detected in the associated method blank
BRL	Below reporting limit	E	Estimated (value above quantitation range)	H	Holding times for preparation or analysis exceeded
J	Estimated value detected below Reporting Limit	N	Analyte not NELAC certified	R	RPD outside limits due to matrix
Rpt Lim	Reporting Limit	S	Spike Recovery outside limits due to matrix		

Client: Wood Environment & Infrastructure
Project Name: AGL - Augusta
Workorder: 1901K92

ANALYTICAL QC SUMMARY REPORT

BatchID: 273503

Analytical Environmental Services, Inc

Date: 31-Jan-19

Client: Wood Environment & Infrastructure
Project Name: AGL - Augusta
Workorder: 1901K92

ANALYTICAL QC SUMMARY REPORT

BatchID: 273504

Sample ID: **MB-273504** Client ID: Units: **mg/L** Prep Date: **01/25/2019** Run No: **389869**
SampleType: **MBLK** TestCode: **Total Metals by ICP/MS SW6020B** BatchID: **273504** Analysis Date: **01/28/2019** Seq No: **8721724**

Analyte	Result	RPT Limit	SPK value	SPK Ref Val	%REC	Low Limit	High Limit	RPD Ref Val	%RPD	RPD Limit	Qual
Antimony	0.007476	0.00500									B
Arsenic	BRL	0.00500									
Barium	BRL	0.00400									
Beryllium	BRL	0.00100									
Cadmium	BRL	0.000700									
Chromium	BRL	0.00500									
Copper	BRL	0.00200									
Lead	BRL	0.00100									
Nickel	BRL	0.00500									
Selenium	BRL	0.00500									
Thallium	BRL	0.00100									
Vanadium	BRL	0.00500									
Zinc	BRL	0.0100									

Sample ID: **LCS-273504** Client ID: Units: **mg/L** Prep Date: **01/25/2019** Run No: **389869**
SampleType: **LCS** TestCode: **Total Metals by ICP/MS SW6020B** BatchID: **273504** Analysis Date: **01/28/2019** Seq No: **8721725**

Analyte	Result	RPT Limit	SPK value	SPK Ref Val	%REC	Low Limit	High Limit	RPD Ref Val	%RPD	RPD Limit	Qual
Antimony	0.1115	0.00500	0.1000	0.007476	104	80	120				B
Arsenic	0.1048	0.00500	0.1000		105	80	120				
Barium	0.1046	0.0100	0.1000		105	80	120				
Beryllium	0.09667	0.00100	0.1000		96.7	80	120				
Cadmium	0.1019	0.000700	0.1000		102	80	120				

Qualifiers:

>	Greater than Result value	<	Less than Result value	B	Analyte detected in the associated method blank
BRL	Below reporting limit	E	Estimated (value above quantitation range)	H	Holding times for preparation or analysis exceeded
J	Estimated value detected below Reporting Limit	N	Analyte not NELAC certified	R	RPD outside limits due to matrix
Rpt Lim	Reporting Limit	S	Spike Recovery outside limits due to matrix		

Client: Wood Environment & Infrastructure
Project Name: AGL - Augusta
Workorder: 1901K92

ANALYTICAL QC SUMMARY REPORT

BatchID: 273504

Sample ID: **LCS-273504** Client ID: Units: **mg/L** Prep Date: **01/25/2019** Run No: **389869**
SampleType: **LCS** TestCode: **Total Metals by ICP/MS SW6020B** BatchID: **273504** Analysis Date: **01/28/2019** Seq No: **8721725**

Analyte	Result	RPT Limit	SPK value	SPK Ref Val	%REC	Low Limit	High Limit	RPD Ref Val	%RPD	RPD Limit	Qual
Chromium	0.1088	0.00500	0.1000		109	80	120				
Copper	0.1080	0.00200	0.1000		108	80	120				
Lead	0.1057	0.00100	0.1000		106	80	120				
Nickel	0.1073	0.00500	0.1000		107	80	120				
Selenium	0.1038	0.00500	0.1000		104	80	120				
Thallium	0.1096	0.00100	0.1000		110	80	120				
Vanadium	0.1067	0.00500	0.1000		107	80	120				
Zinc	0.1053	0.0100	0.1000	0.002777	103	80	120				

Sample ID: **1901K94-005BMS** Client ID: Units: **mg/L** Prep Date: **01/25/2019** Run No: **389869**
SampleType: **MS** TestCode: **Total Metals by ICP/MS SW6020B** BatchID: **273504** Analysis Date: **01/28/2019** Seq No: **8721727**

Analyte	Result	RPT Limit	SPK value	SPK Ref Val	%REC	Low Limit	High Limit	RPD Ref Val	%RPD	RPD Limit	Qual
Antimony	0.1039	0.00500	0.1000	0.005210	98.7	75	125				B
Arsenic	0.1062	0.00500	0.1000		106	75	125				
Barium	0.7372	0.0100	0.1000	0.5041	233	75	125				S
Beryllium	0.09653	0.00100	0.1000		96.5	75	125				
Cadmium	0.09655	0.000700	0.1000		96.5	75	125				
Chromium	0.1053	0.00500	0.1000		105	75	125				
Copper	0.1009	0.00200	0.1000		101	75	125				
Lead	0.1039	0.00100	0.1000		104	75	125				
Nickel	0.1035	0.00500	0.1000	0.0006608	103	75	125				
Selenium	0.09694	0.00500	0.1000		96.9	75	125				
Thallium	0.1091	0.00100	0.1000	0.0004983	109	75	125				
Vanadium	0.1088	0.00500	0.1000		109	75	125				
Zinc	0.1076	0.0100	0.1000	0.008347	99.3	75	125				

Qualifiers:

>	Greater than Result value	<	Less than Result value	B	Analyte detected in the associated method blank
BRL	Below reporting limit	E	Estimated (value above quantitation range)	H	Holding times for preparation or analysis exceeded
J	Estimated value detected below Reporting Limit	N	Analyte not NELAC certified	R	RPD outside limits due to matrix
Rpt Lim	Reporting Limit	S	Spike Recovery outside limits due to matrix		

Client: Wood Environment & Infrastructure
Project Name: AGL - Augusta
Workorder: 1901K92

ANALYTICAL QC SUMMARY REPORT

BatchID: 273504

Sample ID: **1901K94-005BMSD** Client ID:
SampleType: **MSD** TestCode: **Total Metals by ICP/MS SW6020B**
Units: **mg/L** Prep Date: **01/25/2019** Run No: **389869**
BatchID: **273504** Analysis Date: **01/28/2019** Seq No: **8721728**

Analyte	Result	RPT Limit	SPK value	SPK Ref Val	%REC	Low Limit	High Limit	RPD Ref Val	%RPD	RPD Limit	Qual
Antimony	0.1043	0.00500	0.1000	0.005210	99.1	75	125	0.1039	0.355	20	B
Arsenic	0.1075	0.00500	0.1000		107	75	125	0.1062	1.16	20	
Barium	0.7413	0.0100	0.1000	0.5041	237	75	125	0.7372	0.546	20	S
Beryllium	0.1145	0.00100	0.1000		114	75	125	0.09653	17.0	20	
Cadmium	0.1171	0.000700	0.1000		117	75	125	0.09655	19.2	20	
Chromium	0.1079	0.00500	0.1000		108	75	125	0.1053	2.44	20	
Copper	0.09946	0.00200	0.1000		99.5	75	125	0.1009	1.44	20	
Lead	0.1023	0.00100	0.1000		102	75	125	0.1039	1.57	20	
Nickel	0.1047	0.00500	0.1000	0.0006608	104	75	125	0.1035	1.07	20	
Selenium	0.09647	0.00500	0.1000		96.5	75	125	0.09694	0.487	20	
Thallium	0.1080	0.00100	0.1000	0.0004983	107	75	125	0.1091	1.08	20	
Vanadium	0.1067	0.00500	0.1000		107	75	125	0.1088	1.96	20	
Zinc	0.1072	0.0100	0.1000	0.008347	98.8	75	125	0.1076	0.405	20	

Qualifiers:

>	Greater than Result value	<	Less than Result value	B	Analyte detected in the associated method blank
BRL	Below reporting limit	E	Estimated (value above quantitation range)	H	Holding times for preparation or analysis exceeded
J	Estimated value detected below Reporting Limit	N	Analyte not NELAC certified	R	RPD outside limits due to matrix
Rpt Lim	Reporting Limit	S	Spike Recovery outside limits due to matrix		

Client: Wood Environment & Infrastructure
Project Name: AGL - Augusta
Workorder: 1901K92

ANALYTICAL QC SUMMARY REPORT

BatchID: 273602

Sample ID: **MB-273602**	Client ID:				Units: **mg/L**		Prep Date: **01/28/2019**		Run No: **389841**
SampleType: **MBLK**	TestCode: **Mercury, Total SW7470A**				BatchID: **273602**		Analysis Date: **01/28/2019**		Seq No: **8720119**
Analyte	Result	RPT Limit	SPK value	SPK Ref Val	%REC	Low Limit	High Limit	RPD Ref Val	%RPD	RPD Limit	Qual
Mercury	BRL	0.00020									

Sample ID: **LCS-273602**	Client ID:				Units: **mg/L**		Prep Date: **01/28/2019**		Run No: **389841**
SampleType: **LCS**	TestCode: **Mercury, Total SW7470A**				BatchID: **273602**		Analysis Date: **01/28/2019**		Seq No: **8720120**
Analyte	Result	RPT Limit	SPK value	SPK Ref Val	%REC	Low Limit	High Limit	RPD Ref Val	%RPD	RPD Limit	Qual
Mercury	0.003844	0.00020	0.0040		96.1	80	120				

Sample ID: **1901K94-005BMS**	Client ID:				Units: **mg/L**		Prep Date: **01/28/2019**		Run No: **389841**
SampleType: **MS**	TestCode: **Mercury, Total SW7470A**				BatchID: **273602**		Analysis Date: **01/28/2019**		Seq No: **8720122**
Analyte	Result	RPT Limit	SPK value	SPK Ref Val	%REC	Low Limit	High Limit	RPD Ref Val	%RPD	RPD Limit	Qual
Mercury	0.003761	0.00020	0.0040		94.0	75	125				

Sample ID: **1901K94-005BMSD**	Client ID:				Units: **mg/L**		Prep Date: **01/28/2019**		Run No: **389841**
SampleType: **MSD**	TestCode: **Mercury, Total SW7470A**				BatchID: **273602**		Analysis Date: **01/28/2019**		Seq No: **8720123**
Analyte	Result	RPT Limit	SPK value	SPK Ref Val	%REC	Low Limit	High Limit	RPD Ref Val	%RPD	RPD Limit	Qual
Mercury	0.004147	0.00020	0.0040		104	75	125	0.003761	9.76	20	

Qualifiers:

>	Greater than Result value	<	Less than Result value	B	Analyte detected in the associated method blank
BRL	Below reporting limit	E	Estimated (value above quantitation range)	H	Holding times for preparation or analysis exceeded
J	Estimated value detected below Reporting Limit	N	Analyte not NELAC certified	R	RPD outside limits due to matrix
Rpt Lim	Reporting Limit	S	Spike Recovery outside limits due to matrix		

Client: Wood Environment & Infrastructure
Project Name: AGL - Augusta
Workorder: 1901K92

ANALYTICAL QC SUMMARY REPORT

BatchID: 273604

Sample ID: **MB-273604**	Client ID:					Units: **mg/L**		Prep Date: **01/28/2019**		Run No: **389843**	
SampleType: **MBLK**	TestCode: **Mercury, Total SW7470A**					BatchID: **273604**		Analysis Date: **01/28/2019**		Seq No: **8720141**	
Analyte	Result	RPT Limit	SPK value	SPK Ref Val	%REC	Low Limit	High Limit	RPD Ref Val	%RPD	RPD Limit	Qual
Mercury	BRL	0.00020									

Sample ID: **LCS-273604**	Client ID:					Units: **mg/L**		Prep Date: **01/28/2019**		Run No: **389843**	
SampleType: **LCS**	TestCode: **Mercury, Total SW7470A**					BatchID: **273604**		Analysis Date: **01/28/2019**		Seq No: **8720142**	
Analyte	Result	RPT Limit	SPK value	SPK Ref Val	%REC	Low Limit	High Limit	RPD Ref Val	%RPD	RPD Limit	Qual
Mercury	0.004190	0.00020	0.0040		105	80	120				

Sample ID: **1901K94-006BMS**	Client ID:					Units: **mg/L**		Prep Date: **01/28/2019**		Run No: **389843**	
SampleType: **MS**	TestCode: **Mercury, Total SW7470A**					BatchID: **273604**		Analysis Date: **01/28/2019**		Seq No: **8720144**	
Analyte	Result	RPT Limit	SPK value	SPK Ref Val	%REC	Low Limit	High Limit	RPD Ref Val	%RPD	RPD Limit	Qual
Mercury	0.004171	0.00020	0.0040		104	75	125				

Sample ID: **1901K94-006BMSD**	Client ID:					Units: **mg/L**		Prep Date: **01/28/2019**		Run No: **389843**	
SampleType: **MSD**	TestCode: **Mercury, Total SW7470A**					BatchID: **273604**		Analysis Date: **01/28/2019**		Seq No: **8720145**	
Analyte	Result	RPT Limit	SPK value	SPK Ref Val	%REC	Low Limit	High Limit	RPD Ref Val	%RPD	RPD Limit	Qual
Mercury	0.004134	0.00020	0.0040		103	75	125	0.004171	0.891	20	

Qualifiers:

>	Greater than Result value	<	Less than Result value	B	Analyte detected in the associated method blank
BRL	Below reporting limit	E	Estimated (value above quantitation range)	H	Holding times for preparation or analysis exceeded
J	Estimated value detected below Reporting Limit	N	Analyte not NELAC certified	R	RPD outside limits due to matrix
Rpt Lim	Reporting Limit	S	Spike Recovery outside limits due to matrix		

Client: Wood Environment & Infrastructure
Project Name: AGL - Augusta
Workorder: 1901K92

ANALYTICAL QC SUMMARY REPORT

BatchID: 273649

Sample ID: **MB-273649** Client ID: Units: **ug/L** Prep Date: **01/25/2019** Run No: **389725**
SampleType: **MBLK** TestCode: **Volatile Organic Compounds by GC/MS SW8260B** BatchID: **273649** Analysis Date: **01/25/2019** Seq No: **8719695**

Analyte	Result	RPT Limit	SPK value	SPK Ref Val	%REC	Low Limit	High Limit	RPD Ref Val	%RPD	RPD Limit	Qual
Acetone	BRL	50									
Benzene	BRL	5.0									
Carbon disulfide	BRL	5.0									
Ethylbenzene	BRL	5.0									
Methylene chloride	BRL	5.0									
Toluene	BRL	5.0									
Trichloroethene	BRL	5.0									
Xylenes, Total	BRL	5.0									
Surr: 4-Bromofluorobenzene	49.38	0	50.00		98.8	64	125				
Surr: Dibromofluoromethane	47.83	0	50.00		95.7	76.4	125				
Surr: Toluene-d8	49.12	0	50.00		98.2	78.3	116				

Sample ID: **LCS-273649** Client ID: Units: **ug/L** Prep Date: **01/25/2019** Run No: **389725**
SampleType: **LCS** TestCode: **Volatile Organic Compounds by GC/MS SW8260B** BatchID: **273649** Analysis Date: **01/25/2019** Seq No: **8719704**

Analyte	Result	RPT Limit	SPK value	SPK Ref Val	%REC	Low Limit	High Limit	RPD Ref Val	%RPD	RPD Limit	Qual
Benzene	54.60	5.0	50.00		109	72.3	126				
Toluene	57.81	5.0	50.00		116	70.5	128				
Trichloroethene	58.19	5.0	50.00		116	70.3	133				
Surr: 4-Bromofluorobenzene	49.90	0	50.00		99.8	64	125				
Surr: Dibromofluoromethane	51.41	0	50.00		103	76.4	125				
Surr: Toluene-d8	49.12	0	50.00		98.2	78.3	116				

Sample ID: **1901K92-006AMS** Client ID: **MW-304-0119** Units: **ug/L** Prep Date: **01/25/2019** Run No: **389984**
SampleType: **MS** TestCode: **Volatile Organic Compounds by GC/MS SW8260B** BatchID: **273649** Analysis Date: **01/30/2019** Seq No: **8725035**

Analyte	Result	RPT Limit	SPK value	SPK Ref Val	%REC	Low Limit	High Limit	RPD Ref Val	%RPD	RPD Limit	Qual
Benzene	771.1	50	500.0	299.6	94.3	70.2	137				

Qualifiers:

>	Greater than Result value	<	Less than Result value	B	Analyte detected in the associated method blank
BRL	Below reporting limit	E	Estimated (value above quantitation range)	H	Holding times for preparation or analysis exceeded
J	Estimated value detected below Reporting Limit	N	Analyte not NELAC certified	R	RPD outside limits due to matrix
Rpt Lim	Reporting Limit	S	Spike Recovery outside limits due to matrix		

Client: Wood Environment & Infrastructure
Project Name: AGL - Augusta
Workorder: 1901K92

ANALYTICAL QC SUMMARY REPORT

BatchID: 273649

Sample ID: **1901K92-006AMS**	Client ID: **MW-304-0119**	Units: **ug/L**	Prep Date: **01/25/2019**	Run No: **389984**
SampleType: **MS**	TestCode: **Volatile Organic Compounds by GC/MS SW8260B**	BatchID: **273649**	Analysis Date: **01/30/2019**	Seq No: **8725035**

Analyte	Result	RPT Limit	SPK value	SPK Ref Val	%REC	Low Limit	High Limit	RPD Ref Val	%RPD	RPD Limit	Qual
Toluene	429.4	50	500.0		85.9	67	141				
Trichloroethene	430.3	50	500.0		86.1	69.3	141				
Surr: 4-Bromofluorobenzene	468.1	0	500.0		93.6	64	125				
Surr: Dibromofluoromethane	446.8	0	500.0		89.4	76.4	125				
Surr: Toluene-d8	472.5	0	500.0		94.5	78.3	116				

Sample ID: **1901K92-006ADUP**	Client ID: **MW-304-0119**	Units: **ug/L**	Prep Date: **01/25/2019**	Run No: **389984**
SampleType: **DUP**	TestCode: **Volatile Organic Compounds by GC/MS SW8260B**	BatchID: **273649**	Analysis Date: **01/30/2019**	Seq No: **8725036**

Analyte	Result	RPT Limit	SPK value	SPK Ref Val	%REC	Low Limit	High Limit	RPD Ref Val	%RPD	RPD Limit	Qual
Acetone	BRL	500						0	0	30	
Benzene	244.5	50						299.6	20.2	30	
Carbon disulfide	BRL	50						0	0	30	
Ethylbenzene	BRL	50						0.5500	0	30	
Methylene chloride	BRL	50						0	0	30	
Toluene	BRL	50						0	0	30	
Trichloroethene	BRL	50						0	0	30	
Xylenes, Total	BRL	50						4.430	0	30	
Surr: 4-Bromofluorobenzene	463.2	0	500.0		92.6	64	125	49.12	0	0	
Surr: Dibromofluoromethane	458.2	0	500.0		91.6	76.4	125	44.09	0	0	
Surr: Toluene-d8	476.4	0	500.0		95.3	78.3	116	46.67	0	0	

Qualifiers:

>	Greater than Result value	<	Less than Result value	B	Analyte detected in the associated method blank
BRL	Below reporting limit	E	Estimated (value above quantitation range)	H	Holding times for preparation or analysis exceeded
J	Estimated value detected below Reporting Limit	N	Analyte not NELAC certified	R	RPD outside limits due to matrix
Rpt Lim	Reporting Limit	S	Spike Recovery outside limits due to matrix		

Client: Wood Environment & Infrastructure
Project Name: AGL - Augusta
Workorder: 1901K92

ANALYTICAL QC SUMMARY REPORT

BatchID: 273723

Sample ID: **MB-273723**	Client ID:					Units: **mg/L**		Prep Date: **01/29/2019**		Run No: **389976**
SampleType: **MBLK**	TestCode: **Cyanide SW9014**					BatchID: **273723**		Analysis Date: **01/29/2019**		Seq No: **8723973**
Analyte	Result	RPT Limit	SPK value	SPK Ref Val	%REC	Low Limit	High Limit	RPD Ref Val	%RPD	RPD Limit Qual
Cyanide, Total	BRL	0.010								

Sample ID: **LCS-273723**	Client ID:					Units: **mg/L**		Prep Date: **01/29/2019**		Run No: **389976**
SampleType: **LCS**	TestCode: **Cyanide SW9014**					BatchID: **273723**		Analysis Date: **01/29/2019**		Seq No: **8723977**
Analyte	Result	RPT Limit	SPK value	SPK Ref Val	%REC	Low Limit	High Limit	RPD Ref Val	%RPD	RPD Limit Qual
Cyanide, Total	0.2480	0.010	0.2500		99.2	85	115			

Sample ID: **1901K94-005DMS**	Client ID:					Units: **mg/L**		Prep Date: **01/29/2019**		Run No: **389976**
SampleType: **MS**	TestCode: **Cyanide SW9014**					BatchID: **273723**		Analysis Date: **01/29/2019**		Seq No: **8723994**
Analyte	Result	RPT Limit	SPK value	SPK Ref Val	%REC	Low Limit	High Limit	RPD Ref Val	%RPD	RPD Limit Qual
Cyanide, Total	0.2650	0.010	0.2500		106	70	130			

Sample ID: **1901K94-005DMSD**	Client ID:					Units: **mg/L**		Prep Date: **01/29/2019**		Run No: **389976**
SampleType: **MSD**	TestCode: **Cyanide SW9014**					BatchID: **273723**		Analysis Date: **01/29/2019**		Seq No: **8723995**
Analyte	Result	RPT Limit	SPK value	SPK Ref Val	%REC	Low Limit	High Limit	RPD Ref Val	%RPD	RPD Limit Qual
Cyanide, Total	0.2600	0.010	0.2500		104	70	130	0.2650	1.90	20

Qualifiers:

>	Greater than Result value	<	Less than Result value	B	Analyte detected in the associated method blank
BRL	Below reporting limit	E	Estimated (value above quantitation range)	H	Holding times for preparation or analysis exceeded
J	Estimated value detected below Reporting Limit	N	Analyte not NELAC certified	R	RPD outside limits due to matrix
Rpt Lim	Reporting Limit	S	Spike Recovery outside limits due to matrix		

AES

ANALYTICAL ENVIRONMENTAL SERVICES, INC.

February 01, 2019

Daniel Howard
Wood Environment & Infrastructure

1075 Big Shanty Rd NW
Kennesaw GA 30144

RE: AGL - Augusta

Dear Daniel Howard: Order No: 1901K94

Analytical Environmental Services, Inc. received 13 samples on 1/24/2019 10:20:00 AM for the analyses presented in following report.

No problems were encountered during the analyses. Additionally, all results for the associated Quality Control samples were within EPA and/or AES established limits. Any discrepancies associated with the analyses contained herein will be noted and submitted in the form of a project Case Narrative.
AES's accreditations are as follows:
-NELAP/State of Florida Laboratory ID E87582 for analysis of Non-Potable Water, Solid & Chemical Materials, Air & Emissions Volatile Organics, and Drinking Water Microbiology & Metals, effective 07/01/18-06/30/19.
State of Georgia, Department of Natural Resources ID #800 for analysis of Drinking Water Metals, effective 07/01/18-06/30/19 and Total Coliforms/ E. coli, effective 04/25/17-04/24/20.
-AIHA-LAP, LLC Laboratory ID: 100671 for Industrial Hygiene samples (Organics, Metals, PCM Asbestos, Gravimetric), Environmental Lead (Paint, Soil, Dust Wipes, Air), and Environmental Microbiology (Fungal) Direct Examination, effective until 11/01/19.
These results relate only to the items tested. This report may only be reproduced in full.

If you have any questions regarding these test results, please feel free to call.

Sincerely,

Ioana Pacurar

Ioana Pacurar

Project Manager

ANALYTICAL ENVIRONMENTAL SERVICES, INC.
3080 Presidential Drive Atlanta, GA 30340-3704
Phone: (770) 457-8177 / Toll-Free: (800) 972-4889 / Fax: (770) 457-8188

AES

CHAIN OF CUSTODY

Work Order: 1901K94

Date: _____ Page ____ of ____

COMPANY: Wood E+IS

ADDRESS: 1075 Big Shanty Rd, Ste 100 Kennesaw, GA 30144

PHONE: 770-421-3400

EMAIL:

SAMPLED BY: D Howard, E Guillen, A Shoredits

SIGNATURE: Daniel L Howard

ANALYSIS REQUESTED

Visit our website www.aesatlanta.com for downloadable COCs and to log in to your AESAccess account.

PRESERVATION (see codes)

#	SAMPLE ID	SAMPLED: DATE	SAMPLED: TIME	GRAB	COMPOSITE	MATRIX (see codes)	VOC list 8260 (H+I)	Tot metals + Hg 6020/7470 (N)	PAHs SIM 8270 (I)	CN 9014 (NaOH)	REMARKS	Number of Containers
1	TB-02-0119	1/23/19	0900	X		W	2					
2	MW-306BR-0119		1038	X		GW	2	1	2	1		
3	DUP-2-0119		1200	X		GW	2	1	2	1		
4	MW-310SAP-0119		1310	X		GW	2	1	2	1		
5	MW-513BR-0119		1455	X		GW	2	1	2			
6	MW-513BR-0119MS/MSD		1455	X		GW	4	2	4	2		
7	MW-500BR-0119		1020	X		GW	2	1	2	1		
8	MW-310BR-0119		1205	X		GW	2	1	2	1		
9	MW-402D-0119		1350	X		GW	2	1	2	1		
10	MW-402S-0119		1500	X		GW	2	1	2	1		
11	MW-05-0119		1450	X		GW	2	1	2	1		
12	MW-309BR-0119		1055	X		GW	2	1	2	1		
13	MW-206-0119		1240	X		GW	2	1	2	1		
14	MW-207-0119		1635	X		GW	2	1	2	1		

RELINQUISHED BY: Temp Blank	DATE/TIME:	RECEIVED BY:	DATE/TIME:
1. Daniel L Howard	1/23/19 1750	1. M. Wang	1/24 10:20
2.		2.	
3.		3.	

SPECIAL INSTRUCTIONS/COMMENTS: See attached sheet for reporting limits

SHIPMENT METHOD
OUT: / / VIA:
IN: / / VIA:
client FedEx UPS US mail courier Greyhound
other: _____

PROJECT INFORMATION
PROJECT NAME: AGL Augusta
PROJECT #: 6122150235.01
SITE ADDRESS: 8th St + Walton Way Augusta, GA
SEND REPORT TO:
INVOICE TO:
(IF DIFFERENT FROM ABOVE)
QUOTE #: _____ PO#: _____

RECEIPT
Total # of Containers

Turnaround Time (TAT) Request
- [X] Standard 5 Business Days
- [ ] 2 Business Day Rush
- [ ] Next Business Day Rush
- [ ] Same-Day Rush (auth req.)
- [ ] Other _____

STATE PROGRAM (if any): _____
E-mail? [ ] Fax? [ ]
DATA PACKAGE: I ○ II ● III ○ IV ○

Submission of samples to the laboratory constitutes acceptance of AES's Terms & Conditions. Samples received after 3PM or on Saturday are considered as received the following business day. If no TAT is marked on COC, AES will proceed with standard TAT. Samples are disposed of 30 days after completion of report unless other arangements are made.

Matrix Codes: A = Air GW = Groundwater SE = Sediment SO = Soil SW = Surface Water WW = Waste Water W = Water (Blanks) DW = Drinking Water (Blanks) O = Other (specify)

Preservative Codes: H+I = Hydrochloric acid + ice I = Ice only N = Nitric acid S+I = Sulfuric acid + ice S/M+I = Sodium Bisulfate/Methanol + ice O = Other (specify) NA = None

White Copy - Original; Yellow Copy - Client

Table 2-3
Site-Specific Constituents of Interest
Atlanta Gas Light Company
Former Manufactured Gas Plant Site
Augusta, Georgia

Volatile Organic Compounds (VOCs), (SW-846 Method 8260B)		
Acetone - 50 ug/L	Ethylbenzene - 5 ug/L	Trichloroethylene - 5 ug/L
Benzene - 5 ug/L	Methylene Chloride - 5 ug/L	Xylenes (total) - 5 ug/L
Carbon Disulfide - 5 ug/L	Toluene - 5 ug/L	
Polynuclear Aromatic Hydrocarbons (SIM SW-846 Method 8270D)		
Acenaphthene - 0.5 ug/L	Benzo(g,h,i)perylene - 0.1 ug/L	Indeno(1,2,3-cd)pyrene- 0.05 ug/L
Acenaphthylene - 1 ug/L	Benzo(k)fluoranthene - 0.05 ug/L	Naphthalene- 0.5 ug/L
Anthracene - 0.05 ug/L	Chrysene - 0.05 ug/L	Phenanthrene- 0.05 ug/L
Benzo(a)anthracene - 0.05 ug/L	Dibenzo(a,h)anthracene - 0.1 ug/L	Pyrene- 0.05 ug/L
Benzo(a)pyrene - 0.05 ug/L	Fluoranthene- 0.1 ug/L	
Benzo(b)fluoranthene - 0.1 ug/L	Fluorene- 0.1 ug/L	
Inorganics (SW-846 Methods 6010C, 7470A, 6020, and 9010/9012)		
Antimony -0 .006 mg/L	Copper - 0.01 mg/L	Vanadium - 0.01 mg/L
Arsenic - 0.05 mg/L	Lead - 0.01 mg/L	Zinc - 0.02 mg/L
Barium - 0.004 mg/L	Mercury-0.0002 mg/L	
Beryllium - 0.004 mg/L	Nickel - 0.02 mg/L	Cyanide - 0.01 mg/L
Cadmium - 0.005 mg/L	Selenium - 0.02 mg/L	
Chromium - 0.01 mg/L	Thallium - 0.002 mg/L	

DLH 7/19/16

Analytical Environmental Services, Inc

Date: 1-Feb-19

Client: Wood Environment & Infrastructure
Project: AGL - Augusta
Lab ID: 1901K94

Case Narrative

Semi-Volatiles Organic Compounds Analysis by Method 8270:

Due to sample matrix, samples 1901K94-002C, 003C & 006C required dilution during analysis resulting in elevated reporting limits.

Metals Analysis by Method 6020B:

Antimony was detected in Method Blank 273504 at 7.476 µg/L which was above reporting limit of 5 µg/L resulting in "B" qualified data for the Batch QC samples. Associated sample values were less than reporting limit and data is reportable with high bias.

Analytical Environmental Services, Inc **Date:** 1-Feb-19

Client:	Wood Environment & Infrastructure	**Client Sample ID:**	TB-02-0119
Project Name:	AGL - Augusta	**Collection Date:**	1/23/2019
Lab ID:	1901K94-001	**Matrix:**	Aqueous

Analyses	Result	Reporting Limit	Qual	Units	BatchID	Dilution Factor	Date Analyzed	Analyst
Volatile Organic Compounds by GC/MS SW8260B				**(SW5030B)**				
Acetone	BRL	50		ug/L	273601	1	01/25/2019 22:02	OM
Benzene	BRL	5.0		ug/L	273601	1	01/25/2019 22:02	OM
Carbon disulfide	BRL	5.0		ug/L	273601	1	01/25/2019 22:02	OM
Ethylbenzene	BRL	5.0		ug/L	273601	1	01/25/2019 22:02	OM
Methylene chloride	BRL	5.0		ug/L	273601	1	01/25/2019 22:02	OM
Trichloroethene	BRL	5.0		ug/L	273601	1	01/25/2019 22:02	OM
Toluene	BRL	5.0		ug/L	273601	1	01/25/2019 22:02	OM
Xylenes, Total	BRL	5.0		ug/L	273601	1	01/25/2019 22:02	OM
Surr: 4-Bromofluorobenzene	96	64-125		%REC	273601	1	01/25/2019 22:02	OM
Surr: Dibromofluoromethane	98.8	76.4-125		%REC	273601	1	01/25/2019 22:02	OM
Surr: Toluene-d8	98.6	78.3-116		%REC	273601	1	01/25/2019 22:02	OM

Qualifiers:

- * Value exceeds maximum contaminant level
- BRL Below reporting limit
- H Holding times for preparation or analysis exceeded
- N Analyte not NELAC certified
- B Analyte detected in the associated method blank
- > Greater than Result value
- E Estimated (value above quantitation range)
- S Spike Recovery outside limits due to matrix
- Narr See case narrative
- NC Not confirmed
- < Less than Result value
- J Estimated value detected below Reporting Limit

Analytical Environmental Services, Inc **Date:** 1-Feb-19

Client:	Wood Environment & Infrastructure	**Client Sample ID:**	MW-306BR-0119
Project Name:	AGL - Augusta	**Collection Date:**	1/23/2019 10:38:00 AM
Lab ID:	1901K94-002	**Matrix:**	Groundwater

Analyses	Result	Reporting Limit	Qual	Units	BatchID	Dilution Factor	Date Analyzed	Analyst
Volatile Organic Compounds by GC/MS SW8260B				**(SW5030B)**				
Acetone	BRL	50		ug/L	273601	1	01/26/2019 06:42	OM
Benzene	BRL	5.0		ug/L	273601	1	01/26/2019 06:42	OM
Carbon disulfide	BRL	5.0		ug/L	273601	1	01/26/2019 06:42	OM
Ethylbenzene	BRL	5.0		ug/L	273601	1	01/26/2019 06:42	OM
Methylene chloride	BRL	5.0		ug/L	273601	1	01/26/2019 06:42	OM
Trichloroethene	BRL	5.0		ug/L	273601	1	01/26/2019 06:42	OM
Toluene	BRL	5.0		ug/L	273601	1	01/26/2019 06:42	OM
Xylenes, Total	BRL	5.0		ug/L	273601	1	01/26/2019 06:42	OM
Surr: 4-Bromofluorobenzene	101	64-125		%REC	273601	1	01/26/2019 06:42	OM
Surr: Dibromofluoromethane	98.6	76.4-125		%REC	273601	1	01/26/2019 06:42	OM
Surr: Toluene-d8	100	78.3-116		%REC	273601	1	01/26/2019 06:42	OM
Total Metals by ICP/MS SW6020B				**(SW3005A)**				
Antimony	BRL	0.00600		mg/L	273504	1	01/28/2019 18:47	KT
Arsenic	BRL	0.0500		mg/L	273504	1	01/28/2019 18:47	KT
Barium	0.526	0.00400		mg/L	273504	1	01/28/2019 18:47	KT
Beryllium	BRL	0.00400		mg/L	273504	1	01/28/2019 18:47	KT
Cadmium	BRL	0.00500		mg/L	273504	1	01/28/2019 18:47	KT
Chromium	BRL	0.0100		mg/L	273504	1	01/28/2019 18:47	KT
Copper	BRL	0.0100		mg/L	273504	1	01/28/2019 18:47	KT
Lead	BRL	0.0100		mg/L	273504	1	01/28/2019 18:47	KT
Nickel	BRL	0.0200		mg/L	273504	1	01/28/2019 18:47	KT
Selenium	BRL	0.0200		mg/L	273504	1	01/28/2019 18:47	KT
Thallium	BRL	0.00200		mg/L	273504	1	01/28/2019 18:47	KT
Vanadium	BRL	0.0100		mg/L	273504	1	01/28/2019 18:47	KT
Zinc	BRL	0.0200		mg/L	273504	1	01/28/2019 18:47	KT
SIM Polynuclear Aromatic Hydrocarbons SW8270D				**(SW3510C)**				
Naphthalene	360	50		ug/L	273503	100	01/25/2019 17:37	YH
Acenaphthylene	BRL	1.0		ug/L	273503	1	01/25/2019 15:29	YH
Acenaphthene	BRL	50		ug/L	273503	100	01/25/2019 17:37	YH
Fluorene	2.7	0.10		ug/L	273503	1	01/25/2019 15:29	YH
Phenanthrene	1.4	0.050		ug/L	273503	1	01/25/2019 15:29	YH
Anthracene	0.30	0.050		ug/L	273503	1	01/25/2019 15:29	YH
Fluoranthene	BRL	0.10		ug/L	273503	1	01/25/2019 15:29	YH
Pyrene	0.22	0.050		ug/L	273503	1	01/25/2019 15:29	YH
Benz(a)anthracene	BRL	0.050		ug/L	273503	1	01/25/2019 15:29	YH
Chrysene	BRL	0.050		ug/L	273503	1	01/25/2019 15:29	YH
Benzo(b)fluoranthene	BRL	0.10		ug/L	273503	1	01/25/2019 15:29	YH
Benzo(k)fluoranthene	BRL	0.050		ug/L	273503	1	01/25/2019 15:29	YH
Benzo(a)pyrene	BRL	0.050		ug/L	273503	1	01/25/2019 15:29	YH

Qualifiers:

- * Value exceeds maximum contaminant level
- BRL Below reporting limit
- H Holding times for preparation or analysis exceeded
- N Analyte not NELAC certified
- B Analyte detected in the associated method blank
- > Greater than Result value
- E Estimated (value above quantitation range)
- S Spike Recovery outside limits due to matrix
- Narr See case narrative
- NC Not confirmed
- < Less than Result value
- J Estimated value detected below Reporting Limit

Analytical Environmental Services, Inc **Date:** 1-Feb-19

Client:	Wood Environment & Infrastructure	**Client Sample ID:**	MW-306BR-0119
Project Name:	AGL - Augusta	**Collection Date:**	1/23/2019 10:38:00 AM
Lab ID:	1901K94-002	**Matrix:**	Groundwater

Analyses	Result	Reporting Limit	Qual	Units	BatchID	Dilution Factor	Date Analyzed	Analyst
SIM Polynuclear Aromatic Hydrocarbons SW8270D				**(SW3510C)**				
Indeno(1,2,3-cd)pyrene	0.058	0.050		ug/L	273503	1	01/25/2019 15:29	YH
Dibenz(a,h)anthracene	BRL	0.10		ug/L	273503	1	01/25/2019 15:29	YH
Benzo(g,h,i)perylene	BRL	0.10		ug/L	273503	1	01/25/2019 15:29	YH
Surr: 4-Terphenyl-d14	88.1	69.4-138		%REC	273503	1	01/25/2019 15:29	YH
Mercury, Total SW7470A				**(SW7470A)**				
Mercury	BRL	0.00020		mg/L	273602	1	01/28/2019 17:17	CD
Cyanide SW9014				**(SW9010C)**				
Cyanide, Total	BRL	0.010		mg/L	273723	1	01/29/2019 16:40	AT

Qualifiers:

*	Value exceeds maximum contaminant level	E	Estimated (value above quantitation range)
BRL	Below reporting limit	S	Spike Recovery outside limits due to matrix
H	Holding times for preparation or analysis exceeded	Narr	See case narrative
N	Analyte not NELAC certified	NC	Not confirmed
B	Analyte detected in the associated method blank	<	Less than Result value
>	Greater than Result value	J	Estimated value detected below Reporting Limit

Analytical Environmental Services, Inc **Date:** 1-Feb-19

Client:	Wood Environment & Infrastructure	**Client Sample ID:**	DUP-2-0119
Project Name:	AGL - Augusta	**Collection Date:**	1/23/2019 12:00:00 PM
Lab ID:	1901K94-003	**Matrix:**	Groundwater

Analyses	Result	Reporting Limit	Qual	Units	BatchID	Dilution Factor	Date Analyzed	Analyst
Volatile Organic Compounds by GC/MS SW8260B				**(SW5030B)**				
Acetone	BRL	50		ug/L	273601	1	01/29/2019 20:57	OM
Benzene	BRL	5.0		ug/L	273601	1	01/29/2019 20:57	OM
Carbon disulfide	BRL	5.0		ug/L	273601	1	01/29/2019 20:57	OM
Ethylbenzene	BRL	5.0		ug/L	273601	1	01/29/2019 20:57	OM
Methylene chloride	BRL	5.0		ug/L	273601	1	01/29/2019 20:57	OM
Trichloroethene	BRL	5.0		ug/L	273601	1	01/29/2019 20:57	OM
Toluene	BRL	5.0		ug/L	273601	1	01/29/2019 20:57	OM
Xylenes, Total	BRL	5.0		ug/L	273601	1	01/29/2019 20:57	OM
Surr: 4-Bromofluorobenzene	97.3	64-125		%REC	273601	1	01/29/2019 20:57	OM
Surr: Dibromofluoromethane	95.3	76.4-125		%REC	273601	1	01/29/2019 20:57	OM
Surr: Toluene-d8	96.9	78.3-116		%REC	273601	1	01/29/2019 20:57	OM
Total Metals by ICP/MS SW6020B				**(SW3005A)**				
Antimony	BRL	0.00600		mg/L	273504	1	01/28/2019 18:50	KT
Arsenic	BRL	0.0500		mg/L	273504	1	01/28/2019 18:50	KT
Barium	0.532	0.00400		mg/L	273504	1	01/28/2019 18:50	KT
Beryllium	BRL	0.00400		mg/L	273504	1	01/28/2019 18:50	KT
Cadmium	BRL	0.00500		mg/L	273504	1	01/28/2019 18:50	KT
Chromium	BRL	0.0100		mg/L	273504	1	01/28/2019 18:50	KT
Copper	BRL	0.0100		mg/L	273504	1	01/28/2019 18:50	KT
Lead	BRL	0.0100		mg/L	273504	1	01/28/2019 18:50	KT
Nickel	BRL	0.0200		mg/L	273504	1	01/28/2019 18:50	KT
Selenium	BRL	0.0200		mg/L	273504	1	01/28/2019 18:50	KT
Thallium	BRL	0.00200		mg/L	273504	1	01/28/2019 18:50	KT
Vanadium	BRL	0.0100		mg/L	273504	1	01/28/2019 18:50	KT
Zinc	BRL	0.0200		mg/L	273504	1	01/28/2019 18:50	KT
SIM Polynuclear Aromatic Hydrocarbons SW8270D				**(SW3510C)**				
Naphthalene	360	50		ug/L	273503	100	01/25/2019 18:03	YH
Acenaphthylene	BRL	1.0		ug/L	273503	1	01/25/2019 15:57	YH
Acenaphthene	BRL	50		ug/L	273503	100	01/25/2019 18:03	YH
Fluorene	2.9	0.10		ug/L	273503	1	01/25/2019 15:57	YH
Phenanthrene	1.7	0.050		ug/L	273503	1	01/25/2019 15:57	YH
Anthracene	0.34	0.050		ug/L	273503	1	01/25/2019 15:57	YH
Fluoranthene	0.16	0.10		ug/L	273503	1	01/25/2019 15:57	YH
Pyrene	0.19	0.050		ug/L	273503	1	01/25/2019 15:57	YH
Benz(a)anthracene	0.080	0.050		ug/L	273503	1	01/25/2019 15:57	YH
Chrysene	0.077	0.050		ug/L	273503	1	01/25/2019 15:57	YH
Benzo(b)fluoranthene	BRL	0.10		ug/L	273503	1	01/25/2019 15:57	YH
Benzo(k)fluoranthene	0.073	0.050		ug/L	273503	1	01/25/2019 15:57	YH
Benzo(a)pyrene	0.062	0.050		ug/L	273503	1	01/25/2019 15:57	YH

Qualifiers:

- * Value exceeds maximum contaminant level
- BRL Below reporting limit
- H Holding times for preparation or analysis exceeded
- N Analyte not NELAC certified
- B Analyte detected in the associated method blank
- > Greater than Result value
- E Estimated (value above quantitation range)
- S Spike Recovery outside limits due to matrix
- Narr See case narrative
- NC Not confirmed
- < Less than Result value
- J Estimated value detected below Reporting Limit

Analytical Environmental Services, Inc **Date:** 1-Feb-19

Client:	Wood Environment & Infrastructure	**Client Sample ID:**	DUP-2-0119
Project Name:	AGL - Augusta	**Collection Date:**	1/23/2019 12:00:00 PM
Lab ID:	1901K94-003	**Matrix:**	Groundwater

Analyses	Result	Reporting Limit	Qual	Units	BatchID	Dilution Factor	Date Analyzed	Analyst
SIM Polynuclear Aromatic Hydrocarbons SW8270D				**(SW3510C)**				
Indeno(1,2,3-cd)pyrene	0.063	0.050		ug/L	273503	1	01/25/2019 15:57	YH
Dibenz(a,h)anthracene	BRL	0.10		ug/L	273503	1	01/25/2019 15:57	YH
Benzo(g,h,i)perylene	BRL	0.10		ug/L	273503	1	01/25/2019 15:57	YH
Surr: 4-Terphenyl-d14	103	69.4-138		%REC	273503	1	01/25/2019 15:57	YH
Mercury, Total SW7470A				**(SW7470A)**				
Mercury	BRL	0.00020		mg/L	273602	1	01/28/2019 17:21	CD
Cyanide SW9014				**(SW9010C)**				
Cyanide, Total	BRL	0.010		mg/L	273723	1	01/29/2019 16:40	AT

Qualifiers:

*	Value exceeds maximum contaminant level	E	Estimated (value above quantitation range)
BRL	Below reporting limit	S	Spike Recovery outside limits due to matrix
H	Holding times for preparation or analysis exceeded	Narr	See case narrative
N	Analyte not NELAC certified	NC	Not confirmed
B	Analyte detected in the associated method blank	<	Less than Result value
>	Greater than Result value	J	Estimated value detected below Reporting Limit

Analytical Environmental Services, Inc **Date:** 1-Feb-19

Client:	Wood Environment & Infrastructure	**Client Sample ID:**	MW-310SAP-0119
Project Name:	AGL - Augusta	**Collection Date:**	1/23/2019 1:10:00 PM
Lab ID:	1901K94-004	**Matrix:**	Groundwater

Analyses	Result	Reporting Limit	Qual	Units	BatchID	Dilution Factor	Date Analyzed	Analyst
Volatile Organic Compounds by GC/MS SW8260B				**(SW5030B)**				
Acetone	BRL	50		ug/L	273710	1	01/30/2019 08:13	OM
Benzene	BRL	5.0		ug/L	273710	1	01/30/2019 08:13	OM
Carbon disulfide	BRL	5.0		ug/L	273710	1	01/30/2019 08:13	OM
Ethylbenzene	BRL	5.0		ug/L	273710	1	01/30/2019 08:13	OM
Methylene chloride	BRL	5.0		ug/L	273710	1	01/30/2019 08:13	OM
Trichloroethene	BRL	5.0		ug/L	273710	1	01/30/2019 08:13	OM
Toluene	BRL	5.0		ug/L	273710	1	01/30/2019 08:13	OM
Xylenes, Total	BRL	5.0		ug/L	273710	1	01/30/2019 08:13	OM
Surr: 4-Bromofluorobenzene	95.2	64-125		%REC	273710	1	01/30/2019 08:13	OM
Surr: Dibromofluoromethane	97.6	76.4-125		%REC	273710	1	01/30/2019 08:13	OM
Surr: Toluene-d8	99	78.3-116		%REC	273710	1	01/30/2019 08:13	OM
Total Metals by ICP/MS SW6020B				**(SW3005A)**				
Antimony	BRL	0.00600		mg/L	273504	1	01/28/2019 18:54	KT
Arsenic	BRL	0.0500		mg/L	273504	1	01/28/2019 18:54	KT
Barium	0.0805	0.00400		mg/L	273504	1	01/28/2019 18:54	KT
Beryllium	BRL	0.00400		mg/L	273504	1	01/28/2019 18:54	KT
Cadmium	BRL	0.00500		mg/L	273504	1	01/28/2019 18:54	KT
Chromium	BRL	0.0100		mg/L	273504	1	01/28/2019 18:54	KT
Copper	BRL	0.0100		mg/L	273504	1	01/28/2019 18:54	KT
Lead	BRL	0.0100		mg/L	273504	1	01/28/2019 18:54	KT
Nickel	0.544	0.0200		mg/L	273504	1	01/28/2019 18:54	KT
Selenium	BRL	0.0200		mg/L	273504	1	01/28/2019 18:54	KT
Thallium	BRL	0.00200		mg/L	273504	1	01/28/2019 18:54	KT
Vanadium	BRL	0.0100		mg/L	273504	1	01/28/2019 18:54	KT
Zinc	BRL	0.0200		mg/L	273504	1	01/28/2019 18:54	KT
SIM Polynuclear Aromatic Hydrocarbons SW8270D				**(SW3510C)**				
Naphthalene	BRL	0.50		ug/L	273503	1	01/25/2019 16:24	YH
Acenaphthylene	BRL	1.0		ug/L	273503	1	01/25/2019 16:24	YH
Acenaphthene	BRL	0.50		ug/L	273503	1	01/25/2019 16:24	YH
Fluorene	BRL	0.10		ug/L	273503	1	01/25/2019 16:24	YH
Phenanthrene	BRL	0.050		ug/L	273503	1	01/25/2019 16:24	YH
Anthracene	BRL	0.050		ug/L	273503	1	01/25/2019 16:24	YH
Fluoranthene	BRL	0.10		ug/L	273503	1	01/25/2019 16:24	YH
Pyrene	0.070	0.050		ug/L	273503	1	01/25/2019 16:24	YH
Benz(a)anthracene	BRL	0.050		ug/L	273503	1	01/25/2019 16:24	YH
Chrysene	BRL	0.050		ug/L	273503	1	01/25/2019 16:24	YH
Benzo(b)fluoranthene	BRL	0.10		ug/L	273503	1	01/25/2019 16:24	YH
Benzo(k)fluoranthene	BRL	0.050		ug/L	273503	1	01/25/2019 16:24	YH
Benzo(a)pyrene	BRL	0.050		ug/L	273503	1	01/25/2019 16:24	YH

Qualifiers:

- * Value exceeds maximum contaminant level
- BRL Below reporting limit
- H Holding times for preparation or analysis exceeded
- N Analyte not NELAC certified
- B Analyte detected in the associated method blank
- > Greater than Result value
- E Estimated (value above quantitation range)
- S Spike Recovery outside limits due to matrix
- Narr See case narrative
- NC Not confirmed
- < Less than Result value
- J Estimated value detected below Reporting Limit

Analytical Environmental Services, Inc **Date:** 1-Feb-19

Client:	Wood Environment & Infrastructure	**Client Sample ID:**	MW-310SAP-0119
Project Name:	AGL - Augusta	**Collection Date:**	1/23/2019 1:10:00 PM
Lab ID:	1901K94-004	**Matrix:**	Groundwater

Analyses	Result	Reporting Limit	Qual	Units	BatchID	Dilution Factor	Date Analyzed	Analyst
SIM Polynuclear Aromatic Hydrocarbons SW8270D				**(SW3510C)**				
Indeno(1,2,3-cd)pyrene	BRL	0.050		ug/L	273503	1	01/25/2019 16:24	YH
Dibenz(a,h)anthracene	BRL	0.10		ug/L	273503	1	01/25/2019 16:24	YH
Benzo(g,h,i)perylene	BRL	0.10		ug/L	273503	1	01/25/2019 16:24	YH
Surr: 4-Terphenyl-d14	131	69.4-138		%REC	273503	1	01/25/2019 16:24	YH
Mercury, Total SW7470A				**(SW7470A)**				
Mercury	BRL	0.00020		mg/L	273602	1	01/28/2019 17:25	CD
Cyanide SW9014				**(SW9010C)**				
Cyanide, Total	BRL	0.010		mg/L	273723	1	01/29/2019 16:40	AT

Qualifiers:

*	Value exceeds maximum contaminant level	E	Estimated (value above quantitation range)
BRL	Below reporting limit	S	Spike Recovery outside limits due to matrix
H	Holding times for preparation or analysis exceeded	Narr	See case narrative
N	Analyte not NELAC certified	NC	Not confirmed
B	Analyte detected in the associated method blank	<	Less than Result value
>	Greater than Result value	J	Estimated value detected below Reporting Limit

Analytical Environmental Services, Inc **Date:** 1-Feb-19

Client:	Wood Environment & Infrastructure	**Client Sample ID:**	MW-513BR-0119
Project Name:	AGL - Augusta	**Collection Date:**	1/23/2019 2:55:00 PM
Lab ID:	1901K94-005	**Matrix:**	Groundwater

Analyses	Result	Reporting Limit	Qual	Units	BatchID	Dilution Factor	Date Analyzed	Analyst
Volatile Organic Compounds by GC/MS SW8260B				**(SW5030B)**				
Acetone	BRL	50		ug/L	273601	1	01/26/2019 06:17	OM
Benzene	BRL	5.0		ug/L	273601	1	01/26/2019 06:17	OM
Carbon disulfide	BRL	5.0		ug/L	273601	1	01/26/2019 06:17	OM
Ethylbenzene	BRL	5.0		ug/L	273601	1	01/26/2019 06:17	OM
Methylene chloride	BRL	5.0		ug/L	273601	1	01/26/2019 06:17	OM
Trichloroethene	BRL	5.0		ug/L	273601	1	01/26/2019 06:17	OM
Toluene	BRL	5.0		ug/L	273601	1	01/26/2019 06:17	OM
Xylenes, Total	BRL	5.0		ug/L	273601	1	01/26/2019 06:17	OM
Surr: 4-Bromofluorobenzene	100	64-125		%REC	273601	1	01/26/2019 06:17	OM
Surr: Dibromofluoromethane	97.3	76.4-125		%REC	273601	1	01/26/2019 06:17	OM
Surr: Toluene-d8	101	78.3-116		%REC	273601	1	01/26/2019 06:17	OM
Total Metals by ICP/MS SW6020B				**(SW3005A)**				
Antimony	BRL	0.00600		mg/L	273504	1	01/28/2019 17:46	KT
Arsenic	BRL	0.0500		mg/L	273504	1	01/28/2019 17:46	KT
Barium	0.504	0.00400		mg/L	273504	1	01/28/2019 17:46	KT
Beryllium	BRL	0.00400		mg/L	273504	1	01/28/2019 17:46	KT
Cadmium	BRL	0.00500		mg/L	273504	1	01/28/2019 17:46	KT
Chromium	BRL	0.0100		mg/L	273504	1	01/28/2019 17:46	KT
Copper	BRL	0.0100		mg/L	273504	1	01/28/2019 17:46	KT
Lead	BRL	0.0100		mg/L	273504	1	01/28/2019 17:46	KT
Nickel	BRL	0.0200		mg/L	273504	1	01/28/2019 17:46	KT
Selenium	BRL	0.0200		mg/L	273504	1	01/28/2019 17:46	KT
Thallium	BRL	0.00200		mg/L	273504	1	01/28/2019 17:46	KT
Vanadium	BRL	0.0100		mg/L	273504	1	01/28/2019 17:46	KT
Zinc	BRL	0.0200		mg/L	273504	1	01/28/2019 17:46	KT
SIM Polynuclear Aromatic Hydrocarbons SW8270D				**(SW3510C)**				
Naphthalene	BRL	0.50		ug/L	273503	1	01/25/2019 16:51	YH
Acenaphthylene	BRL	1.0		ug/L	273503	1	01/25/2019 16:51	YH
Acenaphthene	6.7	0.50		ug/L	273503	1	01/25/2019 16:51	YH
Fluorene	BRL	0.10		ug/L	273503	1	01/25/2019 16:51	YH
Phenanthrene	BRL	0.050		ug/L	273503	1	01/25/2019 16:51	YH
Anthracene	BRL	0.050		ug/L	273503	1	01/25/2019 16:51	YH
Fluoranthene	BRL	0.10		ug/L	273503	1	01/25/2019 16:51	YH
Pyrene	0.13	0.050		ug/L	273503	1	01/25/2019 16:51	YH
Benz(a)anthracene	BRL	0.050		ug/L	273503	1	01/25/2019 16:51	YH
Chrysene	BRL	0.050		ug/L	273503	1	01/25/2019 16:51	YH
Benzo(b)fluoranthene	BRL	0.10		ug/L	273503	1	01/25/2019 16:51	YH
Benzo(k)fluoranthene	BRL	0.050		ug/L	273503	1	01/25/2019 16:51	YH
Benzo(a)pyrene	BRL	0.050		ug/L	273503	1	01/25/2019 16:51	YH

Qualifiers:

- * Value exceeds maximum contaminant level
- BRL Below reporting limit
- H Holding times for preparation or analysis exceeded
- N Analyte not NELAC certified
- B Analyte detected in the associated method blank
- > Greater than Result value
- E Estimated (value above quantitation range)
- S Spike Recovery outside limits due to matrix
- Narr See case narrative
- NC Not confirmed
- < Less than Result value
- J Estimated value detected below Reporting Limit

Analytical Environmental Services, Inc **Date:** 1-Feb-19

Client:	Wood Environment & Infrastructure	**Client Sample ID:**	MW-513BR-0119
Project Name:	AGL - Augusta	**Collection Date:**	1/23/2019 2:55:00 PM
Lab ID:	1901K94-005	**Matrix:**	Groundwater

Analyses	Result	Reporting Limit	Qual	Units	BatchID	Dilution Factor	Date Analyzed	Analyst
SIM Polynuclear Aromatic Hydrocarbons SW8270D				**(SW3510C)**				
Indeno(1,2,3-cd)pyrene	BRL	0.050		ug/L	273503	1	01/25/2019 16:51	YH
Dibenz(a,h)anthracene	BRL	0.10		ug/L	273503	1	01/25/2019 16:51	YH
Benzo(g,h,i)perylene	BRL	0.10		ug/L	273503	1	01/25/2019 16:51	YH
Surr: 4-Terphenyl-d14	107	69.4-138		%REC	273503	1	01/25/2019 16:51	YH
Mercury, Total SW7470A				**(SW7470A)**				
Mercury	BRL	0.00020		mg/L	273602	1	01/28/2019 16:10	CD
Cyanide SW9014				**(SW9010C)**				
Cyanide, Total	BRL	0.010		mg/L	273723	1	01/29/2019 16:40	AT

Qualifiers:

*	Value exceeds maximum contaminant level	E	Estimated (value above quantitation range)
BRL	Below reporting limit	S	Spike Recovery outside limits due to matrix
H	Holding times for preparation or analysis exceeded	Narr	See case narrative
N	Analyte not NELAC certified	NC	Not confirmed
B	Analyte detected in the associated method blank	<	Less than Result value
>	Greater than Result value	J	Estimated value detected below Reporting Limit

Analytical Environmental Services, Inc **Date:** 1-Feb-19

Client:	Wood Environment & Infrastructure	**Client Sample ID:**	MW-500BR-0119
Project Name:	AGL - Augusta	**Collection Date:**	1/23/2019 10:20:00 AM
Lab ID:	1901K94-006	**Matrix:**	Groundwater

Analyses	Result	Reporting Limit	Qual	Units	BatchID	Dilution Factor	Date Analyzed	Analyst
Volatile Organic Compounds by GC/MS SW8260B				**(SW5030B)**				
Acetone	BRL	50		ug/L	273601	1	01/30/2019 10:25	OM
Benzene	5400	250		ug/L	273601	50	01/29/2019 22:37	OM
Carbon disulfide	BRL	5.0		ug/L	273601	1	01/30/2019 10:25	OM
Ethylbenzene	570	250		ug/L	273601	50	01/29/2019 22:37	OM
Methylene chloride	BRL	5.0		ug/L	273601	1	01/30/2019 10:25	OM
Trichloroethene	BRL	5.0		ug/L	273601	1	01/30/2019 10:25	OM
Toluene	BRL	5.0		ug/L	273601	1	01/30/2019 10:25	OM
Xylenes, Total	200	5.0		ug/L	273601	1	01/30/2019 10:25	OM
Surr: 4-Bromofluorobenzene	104	64-125		%REC	273601	1	01/30/2019 10:25	OM
Surr: 4-Bromofluorobenzene	98	64-125		%REC	273601	50	01/29/2019 22:37	OM
Surr: Dibromofluoromethane	96.3	76.4-125		%REC	273601	50	01/29/2019 22:37	OM
Surr: Dibromofluoromethane	90.8	76.4-125		%REC	273601	1	01/30/2019 10:25	OM
Surr: Toluene-d8	97.5	78.3-116		%REC	273601	50	01/29/2019 22:37	OM
Surr: Toluene-d8	94.8	78.3-116		%REC	273601	1	01/30/2019 10:25	OM
Total Metals by ICP/MS SW6020B				**(SW3005A)**				
Antimony	BRL	0.00600		mg/L	273504	1	01/28/2019 19:07	KT
Arsenic	BRL	0.0500		mg/L	273504	1	01/28/2019 19:07	KT
Barium	0.252	0.00400		mg/L	273504	1	01/28/2019 19:07	KT
Beryllium	BRL	0.00400		mg/L	273504	1	01/28/2019 19:07	KT
Cadmium	0.0151	0.00500		mg/L	273504	1	01/28/2019 19:07	KT
Chromium	BRL	0.0100		mg/L	273504	1	01/28/2019 19:07	KT
Copper	BRL	0.0100		mg/L	273504	1	01/28/2019 19:07	KT
Lead	BRL	0.0100		mg/L	273504	1	01/28/2019 19:07	KT
Nickel	BRL	0.0200		mg/L	273504	1	01/28/2019 19:07	KT
Selenium	BRL	0.0200		mg/L	273504	1	01/28/2019 19:07	KT
Thallium	BRL	0.00200		mg/L	273504	1	01/28/2019 19:07	KT
Vanadium	BRL	0.0100		mg/L	273504	1	01/28/2019 19:07	KT
Zinc	0.0959	0.0200		mg/L	273504	1	01/28/2019 19:07	KT
SIM Polynuclear Aromatic Hydrocarbons SW8270D				**(SW3510C)**				
Naphthalene	1200	500		ug/L	273503	1000	01/30/2019 12:27	YH
Acenaphthylene	BRL	1.0		ug/L	273503	1	01/28/2019 13:34	YH
Acenaphthene	BRL	50		ug/L	273503	100	01/25/2019 19:20	YH
Fluorene	8.0	0.10		ug/L	273503	1	01/28/2019 13:34	YH
Phenanthrene	5.9	0.050		ug/L	273503	1	01/28/2019 13:34	YH
Anthracene	0.74	0.050		ug/L	273503	1	01/28/2019 13:34	YH
Fluoranthene	0.20	0.10		ug/L	273503	1	01/28/2019 13:34	YH
Pyrene	0.23	0.050		ug/L	273503	1	01/28/2019 13:34	YH
Benz(a)anthracene	BRL	0.050		ug/L	273503	1	01/28/2019 13:34	YH
Chrysene	BRL	0.050		ug/L	273503	1	01/28/2019 13:34	YH

Qualifiers:

- * Value exceeds maximum contaminant level
- BRL Below reporting limit
- H Holding times for preparation or analysis exceeded
- N Analyte not NELAC certified
- B Analyte detected in the associated method blank
- > Greater than Result value
- E Estimated (value above quantitation range)
- S Spike Recovery outside limits due to matrix
- Narr See case narrative
- NC Not confirmed
- < Less than Result value
- J Estimated value detected below Reporting Limit

Analytical Environmental Services, Inc **Date:** 1-Feb-19

Client:	Wood Environment & Infrastructure	**Client Sample ID:**	MW-500BR-0119
Project Name:	AGL - Augusta	**Collection Date:**	1/23/2019 10:20:00 AM
Lab ID:	1901K94-006	**Matrix:**	Groundwater

Analyses	Result	Reporting Limit	Qual	Units	BatchID	Dilution Factor	Date Analyzed	Analyst
SIM Polynuclear Aromatic Hydrocarbons SW8270D				**(SW3510C)**				
Benzo(b)fluoranthene	BRL	0.10		ug/L	273503	1	01/28/2019 13:34	YH
Benzo(k)fluoranthene	BRL	0.050		ug/L	273503	1	01/28/2019 13:34	YH
Benzo(a)pyrene	BRL	0.050		ug/L	273503	1	01/28/2019 13:34	YH
Indeno(1,2,3-cd)pyrene	BRL	0.050		ug/L	273503	1	01/28/2019 13:34	YH
Dibenz(a,h)anthracene	BRL	0.10		ug/L	273503	1	01/28/2019 13:34	YH
Benzo(g,h,i)perylene	BRL	0.10		ug/L	273503	1	01/28/2019 13:34	YH
Surr: 4-Terphenyl-d14	108	69.4-138		%REC	273503	1	01/28/2019 13:34	YH
Mercury, Total SW7470A				**(SW7470A)**				
Mercury	BRL	0.00020		mg/L	273604	1	01/28/2019 18:12	CD
Cyanide SW9014				**(SW9010C)**				
Cyanide, Total	BRL	0.010		mg/L	273723	1	01/29/2019 16:40	AT

Qualifiers:

*	Value exceeds maximum contaminant level	E	Estimated (value above quantitation range)
BRL	Below reporting limit	S	Spike Recovery outside limits due to matrix
H	Holding times for preparation or analysis exceeded	Narr	See case narrative
N	Analyte not NELAC certified	NC	Not confirmed
B	Analyte detected in the associated method blank	<	Less than Result value
>	Greater than Result value	J	Estimated value detected below Reporting Limit

Analytical Environmental Services, Inc **Date:** 1-Feb-19

Client:	Wood Environment & Infrastructure	**Client Sample ID:**	MW-310BR-0119
Project Name:	AGL - Augusta	**Collection Date:**	1/23/2019 12:05:00 PM
Lab ID:	1901K94-007	**Matrix:**	Groundwater

Analyses	Result	Reporting Limit	Qual	Units	BatchID	Dilution Factor	Date Analyzed	Analyst
Volatile Organic Compounds by GC/MS SW8260B				**(SW5030B)**				
Acetone	BRL	50		ug/L	273601	1	01/30/2019 08:38	OM
Benzene	BRL	5.0		ug/L	273601	1	01/30/2019 08:38	OM
Carbon disulfide	BRL	5.0		ug/L	273601	1	01/30/2019 08:38	OM
Ethylbenzene	BRL	5.0		ug/L	273601	1	01/30/2019 08:38	OM
Methylene chloride	BRL	5.0		ug/L	273601	1	01/30/2019 08:38	OM
Trichloroethene	BRL	5.0		ug/L	273601	1	01/30/2019 08:38	OM
Toluene	BRL	5.0		ug/L	273601	1	01/30/2019 08:38	OM
Xylenes, Total	BRL	5.0		ug/L	273601	1	01/30/2019 08:38	OM
Surr: 4-Bromofluorobenzene	96.4	64-125		%REC	273601	1	01/30/2019 08:38	OM
Surr: Dibromofluoromethane	96.7	76.4-125		%REC	273601	1	01/30/2019 08:38	OM
Surr: Toluene-d8	99.1	78.3-116		%REC	273601	1	01/30/2019 08:38	OM
Total Metals by ICP/MS SW6020B				**(SW3005A)**				
Antimony	BRL	0.00600		mg/L	273504	1	01/28/2019 19:10	KT
Arsenic	BRL	0.0500		mg/L	273504	1	01/28/2019 19:10	KT
Barium	0.246	0.00400		mg/L	273504	1	01/28/2019 19:10	KT
Beryllium	BRL	0.00400		mg/L	273504	1	01/28/2019 19:10	KT
Cadmium	BRL	0.00500		mg/L	273504	1	01/28/2019 19:10	KT
Chromium	BRL	0.0100		mg/L	273504	1	01/28/2019 19:10	KT
Copper	BRL	0.0100		mg/L	273504	1	01/28/2019 19:10	KT
Lead	BRL	0.0100		mg/L	273504	1	01/28/2019 19:10	KT
Nickel	BRL	0.0200		mg/L	273504	1	01/28/2019 19:10	KT
Selenium	BRL	0.0200		mg/L	273504	1	01/28/2019 19:10	KT
Thallium	BRL	0.00200		mg/L	273504	1	01/28/2019 19:10	KT
Vanadium	BRL	0.0100		mg/L	273504	1	01/28/2019 19:10	KT
Zinc	BRL	0.0200		mg/L	273504	1	01/28/2019 19:10	KT
SIM Polynuclear Aromatic Hydrocarbons SW8270D				**(SW3510C)**				
Naphthalene	1.2	0.50		ug/L	273503	1	01/25/2019 17:45	YH
Acenaphthylene	BRL	1.0		ug/L	273503	1	01/25/2019 17:45	YH
Acenaphthene	BRL	0.50		ug/L	273503	1	01/25/2019 17:45	YH
Fluorene	BRL	0.10		ug/L	273503	1	01/25/2019 17:45	YH
Phenanthrene	BRL	0.050		ug/L	273503	1	01/25/2019 17:45	YH
Anthracene	0.091	0.050		ug/L	273503	1	01/25/2019 17:45	YH
Fluoranthene	BRL	0.10		ug/L	273503	1	01/25/2019 17:45	YH
Pyrene	BRL	0.050		ug/L	273503	1	01/25/2019 17:45	YH
Benz(a)anthracene	BRL	0.050		ug/L	273503	1	01/25/2019 17:45	YH
Chrysene	BRL	0.050		ug/L	273503	1	01/25/2019 17:45	YH
Benzo(b)fluoranthene	BRL	0.10		ug/L	273503	1	01/25/2019 17:45	YH
Benzo(k)fluoranthene	BRL	0.050		ug/L	273503	1	01/25/2019 17:45	YH
Benzo(a)pyrene	BRL	0.050		ug/L	273503	1	01/25/2019 17:45	YH

Qualifiers:

- * Value exceeds maximum contaminant level
- BRL Below reporting limit
- H Holding times for preparation or analysis exceeded
- N Analyte not NELAC certified
- B Analyte detected in the associated method blank
- > Greater than Result value
- E Estimated (value above quantitation range)
- S Spike Recovery outside limits due to matrix
- Narr See case narrative
- NC Not confirmed
- < Less than Result value
- J Estimated value detected below Reporting Limit

Analytical Environmental Services, Inc **Date:** 1-Feb-19

Client:	Wood Environment & Infrastructure	**Client Sample ID:**	MW-310BR-0119
Project Name:	AGL - Augusta	**Collection Date:**	1/23/2019 12:05:00 PM
Lab ID:	1901K94-007	**Matrix:**	Groundwater

Analyses	Result	Reporting Limit	Qual	Units	BatchID	Dilution Factor	Date Analyzed	Analyst
SIM Polynuclear Aromatic Hydrocarbons SW8270D				**(SW3510C)**				
Indeno(1,2,3-cd)pyrene	BRL	0.050		ug/L	273503	1	01/25/2019 17:45	YH
Dibenz(a,h)anthracene	BRL	0.10		ug/L	273503	1	01/25/2019 17:45	YH
Benzo(g,h,i)perylene	BRL	0.10		ug/L	273503	1	01/25/2019 17:45	YH
Surr: 4-Terphenyl-d14	123	69.4-138		%REC	273503	1	01/25/2019 17:45	YH
Mercury, Total SW7470A				**(SW7470A)**				
Mercury	BRL	0.00020		mg/L	273604	1	01/28/2019 18:35	CD
Cyanide SW9014				**(SW9010C)**				
Cyanide, Total	BRL	0.010		mg/L	273723	1	01/29/2019 16:40	AT

Qualifiers:

*	Value exceeds maximum contaminant level	E	Estimated (value above quantitation range)
BRL	Below reporting limit	S	Spike Recovery outside limits due to matrix
H	Holding times for preparation or analysis exceeded	Narr	See case narrative
N	Analyte not NELAC certified	NC	Not confirmed
B	Analyte detected in the associated method blank	<	Less than Result value
>	Greater than Result value	J	Estimated value detected below Reporting Limit

Analytical Environmental Services, Inc **Date:** 1-Feb-19

Client:	Wood Environment & Infrastructure	**Client Sample ID:**	MW-402D-0119
Project Name:	AGL - Augusta	**Collection Date:**	1/23/2019 1:50:00 PM
Lab ID:	1901K94-008	**Matrix:**	Groundwater

Analyses	Result	Reporting Limit	Qual	Units	BatchID	Dilution Factor	Date Analyzed	Analyst
Volatile Organic Compounds by GC/MS SW8260B				**(SW5030B)**				
Acetone	BRL	50		ug/L	273601	1	01/26/2019 07:07	OM
Benzene	BRL	5.0		ug/L	273601	1	01/26/2019 07:07	OM
Carbon disulfide	BRL	5.0		ug/L	273601	1	01/26/2019 07:07	OM
Ethylbenzene	BRL	5.0		ug/L	273601	1	01/26/2019 07:07	OM
Methylene chloride	BRL	5.0		ug/L	273601	1	01/26/2019 07:07	OM
Trichloroethene	BRL	5.0		ug/L	273601	1	01/26/2019 07:07	OM
Toluene	BRL	5.0		ug/L	273601	1	01/26/2019 07:07	OM
Xylenes, Total	BRL	5.0		ug/L	273601	1	01/26/2019 07:07	OM
Surr: 4-Bromofluorobenzene	101	64-125		%REC	273601	1	01/26/2019 07:07	OM
Surr: Dibromofluoromethane	98.4	76.4-125		%REC	273601	1	01/26/2019 07:07	OM
Surr: Toluene-d8	100	78.3-116		%REC	273601	1	01/26/2019 07:07	OM
Total Metals by ICP/MS SW6020B				**(SW3005A)**				
Antimony	BRL	0.00600		mg/L	273504	1	01/28/2019 19:14	KT
Arsenic	BRL	0.0500		mg/L	273504	1	01/28/2019 19:14	KT
Barium	0.0966	0.00400		mg/L	273504	1	01/28/2019 19:14	KT
Beryllium	BRL	0.00400		mg/L	273504	1	01/28/2019 19:14	KT
Cadmium	BRL	0.00500		mg/L	273504	1	01/28/2019 19:14	KT
Chromium	BRL	0.0100		mg/L	273504	1	01/28/2019 19:14	KT
Copper	BRL	0.0100		mg/L	273504	1	01/28/2019 19:14	KT
Lead	BRL	0.0100		mg/L	273504	1	01/28/2019 19:14	KT
Nickel	BRL	0.0200		mg/L	273504	1	01/28/2019 19:14	KT
Selenium	BRL	0.0200		mg/L	273504	1	01/28/2019 19:14	KT
Thallium	BRL	0.00200		mg/L	273504	1	01/28/2019 19:14	KT
Vanadium	BRL	0.0100		mg/L	273504	1	01/28/2019 19:14	KT
Zinc	BRL	0.0200		mg/L	273504	1	01/28/2019 19:14	KT
SIM Polynuclear Aromatic Hydrocarbons SW8270D				**(SW3510C)**				
Naphthalene	BRL	0.50		ug/L	273503	1	01/25/2019 18:14	YH
Acenaphthylene	BRL	1.0		ug/L	273503	1	01/25/2019 18:14	YH
Acenaphthene	BRL	0.50		ug/L	273503	1	01/25/2019 18:14	YH
Fluorene	BRL	0.10		ug/L	273503	1	01/25/2019 18:14	YH
Phenanthrene	BRL	0.050		ug/L	273503	1	01/25/2019 18:14	YH
Anthracene	BRL	0.050		ug/L	273503	1	01/25/2019 18:14	YH
Fluoranthene	BRL	0.10		ug/L	273503	1	01/25/2019 18:14	YH
Pyrene	BRL	0.050		ug/L	273503	1	01/25/2019 18:14	YH
Benz(a)anthracene	BRL	0.050		ug/L	273503	1	01/25/2019 18:14	YH
Chrysene	BRL	0.050		ug/L	273503	1	01/25/2019 18:14	YH
Benzo(b)fluoranthene	BRL	0.10		ug/L	273503	1	01/25/2019 18:14	YH
Benzo(k)fluoranthene	BRL	0.050		ug/L	273503	1	01/25/2019 18:14	YH
Benzo(a)pyrene	BRL	0.050		ug/L	273503	1	01/25/2019 18:14	YH

Qualifiers:

- * Value exceeds maximum contaminant level
- BRL Below reporting limit
- H Holding times for preparation or analysis exceeded
- N Analyte not NELAC certified
- B Analyte detected in the associated method blank
- > Greater than Result value
- E Estimated (value above quantitation range)
- S Spike Recovery outside limits due to matrix
- Narr See case narrative
- NC Not confirmed
- < Less than Result value
- J Estimated value detected below Reporting Limit

Analytical Environmental Services, Inc **Date:** 1-Feb-19

Client:	Wood Environment & Infrastructure	**Client Sample ID:**	MW-402D-0119
Project Name:	AGL - Augusta	**Collection Date:**	1/23/2019 1:50:00 PM
Lab ID:	1901K94-008	**Matrix:**	Groundwater

Analyses	Result	Reporting Limit	Qual	Units	BatchID	Dilution Factor	Date Analyzed	Analyst
SIM Polynuclear Aromatic Hydrocarbons SW8270D				**(SW3510C)**				
Indeno(1,2,3-cd)pyrene	BRL	0.050		ug/L	273503	1	01/25/2019 18:14	YH
Dibenz(a,h)anthracene	BRL	0.10		ug/L	273503	1	01/25/2019 18:14	YH
Benzo(g,h,i)perylene	BRL	0.10		ug/L	273503	1	01/25/2019 18:14	YH
Surr: 4-Terphenyl-d14	110	69.4-138		%REC	273503	1	01/25/2019 18:14	YH
Mercury, Total SW7470A				**(SW7470A)**				
Mercury	BRL	0.00020		mg/L	273604	1	01/28/2019 18:39	CD
Cyanide SW9014				**(SW9010C)**				
Cyanide, Total	BRL	0.010		mg/L	273723	1	01/29/2019 16:40	AT

Qualifiers:

*	Value exceeds maximum contaminant level	E	Estimated (value above quantitation range)
BRL	Below reporting limit	S	Spike Recovery outside limits due to matrix
H	Holding times for preparation or analysis exceeded	Narr	See case narrative
N	Analyte not NELAC certified	NC	Not confirmed
B	Analyte detected in the associated method blank	<	Less than Result value
>	Greater than Result value	J	Estimated value detected below Reporting Limit

Analytical Environmental Services, Inc **Date:** 1-Feb-19

Client:	Wood Environment & Infrastructure	**Client Sample ID:**	MW-402S-0119
Project Name:	AGL - Augusta	**Collection Date:**	1/23/2019 3:00:00 PM
Lab ID:	1901K94-009	**Matrix:**	Groundwater

Analyses	Result	Reporting Limit	Qual	Units	BatchID	Dilution Factor	Date Analyzed	Analyst
Volatile Organic Compounds by GC/MS SW8260B				**(SW5030B)**				
Acetone	BRL	50		ug/L	273601	1	01/26/2019 07:31	OM
Benzene	BRL	5.0		ug/L	273601	1	01/26/2019 07:31	OM
Carbon disulfide	BRL	5.0		ug/L	273601	1	01/26/2019 07:31	OM
Ethylbenzene	BRL	5.0		ug/L	273601	1	01/26/2019 07:31	OM
Methylene chloride	BRL	5.0		ug/L	273601	1	01/26/2019 07:31	OM
Trichloroethene	BRL	5.0		ug/L	273601	1	01/26/2019 07:31	OM
Toluene	BRL	5.0		ug/L	273601	1	01/26/2019 07:31	OM
Xylenes, Total	BRL	5.0		ug/L	273601	1	01/26/2019 07:31	OM
Surr: 4-Bromofluorobenzene	99.2	64-125		%REC	273601	1	01/26/2019 07:31	OM
Surr: Dibromofluoromethane	96.8	76.4-125		%REC	273601	1	01/26/2019 07:31	OM
Surr: Toluene-d8	98.8	78.3-116		%REC	273601	1	01/26/2019 07:31	OM
Total Metals by ICP/MS SW6020B				**(SW3005A)**				
Antimony	BRL	0.00600		mg/L	273504	1	01/28/2019 19:17	KT
Arsenic	BRL	0.0500		mg/L	273504	1	01/28/2019 19:17	KT
Barium	0.0840	0.00400		mg/L	273504	1	01/28/2019 19:17	KT
Beryllium	BRL	0.00400		mg/L	273504	1	01/28/2019 19:17	KT
Cadmium	BRL	0.00500		mg/L	273504	1	01/28/2019 19:17	KT
Chromium	BRL	0.0100		mg/L	273504	1	01/28/2019 19:17	KT
Copper	BRL	0.0100		mg/L	273504	1	01/28/2019 19:17	KT
Lead	BRL	0.0100		mg/L	273504	1	01/28/2019 19:17	KT
Nickel	BRL	0.0200		mg/L	273504	1	01/28/2019 19:17	KT
Selenium	BRL	0.0200		mg/L	273504	1	01/28/2019 19:17	KT
Thallium	BRL	0.00200		mg/L	273504	1	01/28/2019 19:17	KT
Vanadium	BRL	0.0100		mg/L	273504	1	01/28/2019 19:17	KT
Zinc	BRL	0.0200		mg/L	273504	1	01/28/2019 19:17	KT
SIM Polynuclear Aromatic Hydrocarbons SW8270D				**(SW3510C)**				
Naphthalene	BRL	0.50		ug/L	273503	1	01/28/2019 10:28	YH
Acenaphthylene	BRL	1.0		ug/L	273503	1	01/28/2019 10:28	YH
Acenaphthene	BRL	0.50		ug/L	273503	1	01/28/2019 10:28	YH
Fluorene	BRL	0.10		ug/L	273503	1	01/28/2019 10:28	YH
Phenanthrene	BRL	0.050		ug/L	273503	1	01/28/2019 10:28	YH
Anthracene	BRL	0.050		ug/L	273503	1	01/28/2019 10:28	YH
Fluoranthene	BRL	0.10		ug/L	273503	1	01/28/2019 10:28	YH
Pyrene	BRL	0.050		ug/L	273503	1	01/28/2019 10:28	YH
Benz(a)anthracene	BRL	0.050		ug/L	273503	1	01/28/2019 10:28	YH
Chrysene	BRL	0.050		ug/L	273503	1	01/28/2019 10:28	YH
Benzo(b)fluoranthene	BRL	0.10		ug/L	273503	1	01/28/2019 10:28	YH
Benzo(k)fluoranthene	BRL	0.050		ug/L	273503	1	01/28/2019 10:28	YH
Benzo(a)pyrene	BRL	0.050		ug/L	273503	1	01/28/2019 10:28	YH

Qualifiers:

- * Value exceeds maximum contaminant level
- BRL Below reporting limit
- H Holding times for preparation or analysis exceeded
- N Analyte not NELAC certified
- B Analyte detected in the associated method blank
- > Greater than Result value
- E Estimated (value above quantitation range)
- S Spike Recovery outside limits due to matrix
- Narr See case narrative
- NC Not confirmed
- < Less than Result value
- J Estimated value detected below Reporting Limit

Analytical Environmental Services, Inc **Date:** 1-Feb-19

Client:	Wood Environment & Infrastructure	**Client Sample ID:**	MW-402S-0119
Project Name:	AGL - Augusta	**Collection Date:**	1/23/2019 3:00:00 PM
Lab ID:	1901K94-009	**Matrix:**	Groundwater

Analyses	Result	Reporting Limit	Qual	Units	BatchID	Dilution Factor	Date Analyzed	Analyst
SIM Polynuclear Aromatic Hydrocarbons SW8270D				**(SW3510C)**				
Indeno(1,2,3-cd)pyrene	BRL	0.050		ug/L	273503	1	01/28/2019 10:28	YH
Dibenz(a,h)anthracene	BRL	0.10		ug/L	273503	1	01/28/2019 10:28	YH
Benzo(g,h,i)perylene	BRL	0.10		ug/L	273503	1	01/28/2019 10:28	YH
Surr: 4-Terphenyl-d14	88.1	69.4-138		%REC	273503	1	01/28/2019 10:28	YH
Mercury, Total SW7470A				**(SW7470A)**				
Mercury	BRL	0.00020		mg/L	273604	1	01/28/2019 18:43	CD
Cyanide SW9014				**(SW9010C)**				
Cyanide, Total	BRL	0.010		mg/L	273723	1	01/29/2019 16:40	AT

Qualifiers:

*	Value exceeds maximum contaminant level	E	Estimated (value above quantitation range)
BRL	Below reporting limit	S	Spike Recovery outside limits due to matrix
H	Holding times for preparation or analysis exceeded	Narr	See case narrative
N	Analyte not NELAC certified	NC	Not confirmed
B	Analyte detected in the associated method blank	<	Less than Result value
>	Greater than Result value	J	Estimated value detected below Reporting Limit

Analytical Environmental Services, Inc **Date:** 1-Feb-19

Client:	Wood Environment & Infrastructure	**Client Sample ID:**	MW-05-0119
Project Name:	AGL - Augusta	**Collection Date:**	1/23/2019 2:50:00 PM
Lab ID:	1901K94-010	**Matrix:**	Groundwater

Analyses	Result	Reporting Limit	Qual	Units	BatchID	Dilution Factor	Date Analyzed	Analyst
Volatile Organic Compounds by GC/MS SW8260B				**(SW5030B)**				
Acetone	BRL	50		ug/L	273710	1	01/30/2019 09:03	OM
Benzene	BRL	5.0		ug/L	273710	1	01/30/2019 09:03	OM
Carbon disulfide	BRL	5.0		ug/L	273710	1	01/30/2019 09:03	OM
Ethylbenzene	BRL	5.0		ug/L	273710	1	01/30/2019 09:03	OM
Methylene chloride	BRL	5.0		ug/L	273710	1	01/30/2019 09:03	OM
Trichloroethene	BRL	5.0		ug/L	273710	1	01/30/2019 09:03	OM
Toluene	BRL	5.0		ug/L	273710	1	01/30/2019 09:03	OM
Xylenes, Total	BRL	5.0		ug/L	273710	1	01/30/2019 09:03	OM
Surr: 4-Bromofluorobenzene	94.9	64-125		%REC	273710	1	01/30/2019 09:03	OM
Surr: Dibromofluoromethane	97.7	76.4-125		%REC	273710	1	01/30/2019 09:03	OM
Surr: Toluene-d8	98.3	78.3-116		%REC	273710	1	01/30/2019 09:03	OM
Total Metals by ICP/MS SW6020B				**(SW3005A)**				
Antimony	BRL	0.00600		mg/L	273504	1	01/28/2019 19:21	KT
Arsenic	BRL	0.0500		mg/L	273504	1	01/28/2019 19:21	KT
Barium	0.386	0.00400		mg/L	273504	1	01/28/2019 19:21	KT
Beryllium	BRL	0.00400		mg/L	273504	1	01/28/2019 19:21	KT
Cadmium	BRL	0.00500		mg/L	273504	1	01/28/2019 19:21	KT
Chromium	BRL	0.0100		mg/L	273504	1	01/28/2019 19:21	KT
Copper	BRL	0.0100		mg/L	273504	1	01/28/2019 19:21	KT
Lead	BRL	0.0100		mg/L	273504	1	01/28/2019 19:21	KT
Nickel	BRL	0.0200		mg/L	273504	1	01/28/2019 19:21	KT
Selenium	BRL	0.0200		mg/L	273504	1	01/28/2019 19:21	KT
Thallium	BRL	0.00200		mg/L	273504	1	01/28/2019 19:21	KT
Vanadium	BRL	0.0100		mg/L	273504	1	01/28/2019 19:21	KT
Zinc	BRL	0.0200		mg/L	273504	1	01/28/2019 19:21	KT
SIM Polynuclear Aromatic Hydrocarbons SW8270D				**(SW3510C)**				
Naphthalene	BRL	0.50		ug/L	273503	1	01/28/2019 10:55	YH
Acenaphthylene	BRL	1.0		ug/L	273503	1	01/28/2019 10:55	YH
Acenaphthene	BRL	0.50		ug/L	273503	1	01/28/2019 10:55	YH
Fluorene	BRL	0.10		ug/L	273503	1	01/28/2019 10:55	YH
Phenanthrene	BRL	0.050		ug/L	273503	1	01/28/2019 10:55	YH
Anthracene	BRL	0.050		ug/L	273503	1	01/28/2019 10:55	YH
Fluoranthene	BRL	0.10		ug/L	273503	1	01/28/2019 10:55	YH
Pyrene	BRL	0.050		ug/L	273503	1	01/28/2019 10:55	YH
Benz(a)anthracene	BRL	0.050		ug/L	273503	1	01/28/2019 10:55	YH
Chrysene	BRL	0.050		ug/L	273503	1	01/28/2019 10:55	YH
Benzo(b)fluoranthene	BRL	0.10		ug/L	273503	1	01/28/2019 10:55	YH
Benzo(k)fluoranthene	BRL	0.050		ug/L	273503	1	01/28/2019 10:55	YH
Benzo(a)pyrene	BRL	0.050		ug/L	273503	1	01/28/2019 10:55	YH

Qualifiers:

- * Value exceeds maximum contaminant level
- BRL Below reporting limit
- H Holding times for preparation or analysis exceeded
- N Analyte not NELAC certified
- B Analyte detected in the associated method blank
- > Greater than Result value
- E Estimated (value above quantitation range)
- S Spike Recovery outside limits due to matrix
- Narr See case narrative
- NC Not confirmed
- < Less than Result value
- J Estimated value detected below Reporting Limit

Analytical Environmental Services, Inc **Date:** 1-Feb-19

Client:	Wood Environment & Infrastructure	**Client Sample ID:**	MW-05-0119
Project Name:	AGL - Augusta	**Collection Date:**	1/23/2019 2:50:00 PM
Lab ID:	1901K94-010	**Matrix:**	Groundwater

Analyses	Result	Reporting Limit	Qual	Units	BatchID	Dilution Factor	Date Analyzed	Analyst
SIM Polynuclear Aromatic Hydrocarbons SW8270D				**(SW3510C)**				
Indeno(1,2,3-cd)pyrene	BRL	0.050		ug/L	273503	1	01/28/2019 10:55	YH
Dibenz(a,h)anthracene	BRL	0.10		ug/L	273503	1	01/28/2019 10:55	YH
Benzo(g,h,i)perylene	BRL	0.10		ug/L	273503	1	01/28/2019 10:55	YH
Surr: 4-Terphenyl-d14	99.1	69.4-138		%REC	273503	1	01/28/2019 10:55	YH
Mercury, Total SW7470A				**(SW7470A)**				
Mercury	BRL	0.00020		mg/L	273604	1	01/28/2019 18:47	CD
Cyanide SW9014				**(SW9010C)**				
Cyanide, Total	BRL	0.010		mg/L	273723	1	01/29/2019 16:40	AT

Qualifiers:

*	Value exceeds maximum contaminant level	E	Estimated (value above quantitation range)
BRL	Below reporting limit	S	Spike Recovery outside limits due to matrix
H	Holding times for preparation or analysis exceeded	Narr	See case narrative
N	Analyte not NELAC certified	NC	Not confirmed
B	Analyte detected in the associated method blank	<	Less than Result value
>	Greater than Result value	J	Estimated value detected below Reporting Limit

Analytical Environmental Services, Inc **Date:** 1-Feb-19

Client:	Wood Environment & Infrastructure	**Client Sample ID:**	MW-309BR-0119
Project Name:	AGL - Augusta	**Collection Date:**	1/23/2019 10:55:00 AM
Lab ID:	1901K94-011	**Matrix:**	Groundwater

Analyses	Result	Reporting Limit	Qual	Units	BatchID	Dilution Factor	Date Analyzed	Analyst
Volatile Organic Compounds by GC/MS SW8260B				**(SW5030B)**				
Acetone	BRL	50		ug/L	273710	1	01/30/2019 06:58	OM
Benzene	BRL	5.0		ug/L	273710	1	01/30/2019 06:58	OM
Carbon disulfide	BRL	5.0		ug/L	273710	1	01/30/2019 06:58	OM
Ethylbenzene	BRL	5.0		ug/L	273710	1	01/30/2019 06:58	OM
Methylene chloride	BRL	5.0		ug/L	273710	1	01/30/2019 06:58	OM
Trichloroethene	BRL	5.0		ug/L	273710	1	01/30/2019 06:58	OM
Toluene	BRL	5.0		ug/L	273710	1	01/30/2019 06:58	OM
Xylenes, Total	BRL	5.0		ug/L	273710	1	01/30/2019 06:58	OM
Surr: 4-Bromofluorobenzene	93.6	64-125		%REC	273710	1	01/30/2019 06:58	OM
Surr: Dibromofluoromethane	98.9	76.4-125		%REC	273710	1	01/30/2019 06:58	OM
Surr: Toluene-d8	98.8	78.3-116		%REC	273710	1	01/30/2019 06:58	OM
Total Metals by ICP/MS SW6020B				**(SW3005A)**				
Antimony	BRL	0.00600		mg/L	273504	1	01/28/2019 19:24	KT
Arsenic	BRL	0.0500		mg/L	273504	1	01/28/2019 19:24	KT
Barium	0.423	0.00400		mg/L	273504	1	01/28/2019 19:24	KT
Beryllium	BRL	0.00400		mg/L	273504	1	01/28/2019 19:24	KT
Cadmium	BRL	0.00500		mg/L	273504	1	01/28/2019 19:24	KT
Chromium	BRL	0.0100		mg/L	273504	1	01/28/2019 19:24	KT
Copper	0.0123	0.0100		mg/L	273504	1	01/28/2019 19:24	KT
Lead	BRL	0.0100		mg/L	273504	1	01/28/2019 19:24	KT
Nickel	BRL	0.0200		mg/L	273504	1	01/28/2019 19:24	KT
Selenium	BRL	0.0200		mg/L	273504	1	01/28/2019 19:24	KT
Thallium	BRL	0.00200		mg/L	273504	1	01/28/2019 19:24	KT
Vanadium	BRL	0.0100		mg/L	273504	1	01/28/2019 19:24	KT
Zinc	BRL	0.0200		mg/L	273504	1	01/28/2019 19:24	KT
SIM Polynuclear Aromatic Hydrocarbons SW8270D				**(SW3510C)**				
Naphthalene	BRL	0.50		ug/L	273503	1	01/28/2019 11:22	YH
Acenaphthylene	BRL	1.0		ug/L	273503	1	01/28/2019 11:22	YH
Acenaphthene	BRL	0.50		ug/L	273503	1	01/28/2019 11:22	YH
Fluorene	BRL	0.10		ug/L	273503	1	01/28/2019 11:22	YH
Phenanthrene	BRL	0.050		ug/L	273503	1	01/28/2019 11:22	YH
Anthracene	BRL	0.050		ug/L	273503	1	01/28/2019 11:22	YH
Fluoranthene	BRL	0.10		ug/L	273503	1	01/28/2019 11:22	YH
Pyrene	BRL	0.050		ug/L	273503	1	01/28/2019 11:22	YH
Benz(a)anthracene	BRL	0.050		ug/L	273503	1	01/28/2019 11:22	YH
Chrysene	BRL	0.050		ug/L	273503	1	01/28/2019 11:22	YH
Benzo(b)fluoranthene	BRL	0.10		ug/L	273503	1	01/28/2019 11:22	YH
Benzo(k)fluoranthene	BRL	0.050		ug/L	273503	1	01/28/2019 11:22	YH
Benzo(a)pyrene	BRL	0.050		ug/L	273503	1	01/28/2019 11:22	YH

Qualifiers:

- * Value exceeds maximum contaminant level
- BRL Below reporting limit
- H Holding times for preparation or analysis exceeded
- N Analyte not NELAC certified
- B Analyte detected in the associated method blank
- > Greater than Result value
- E Estimated (value above quantitation range)
- S Spike Recovery outside limits due to matrix
- Narr See case narrative
- NC Not confirmed
- < Less than Result value
- J Estimated value detected below Reporting Limit

Analytical Environmental Services, Inc **Date:** 1-Feb-19

Client:	Wood Environment & Infrastructure	**Client Sample ID:**	MW-309BR-0119
Project Name:	AGL - Augusta	**Collection Date:**	1/23/2019 10:55:00 AM
Lab ID:	1901K94-011	**Matrix:**	Groundwater

Analyses	Result	Reporting Limit	Qual	Units	BatchID	Dilution Factor	Date Analyzed	Analyst
SIM Polynuclear Aromatic Hydrocarbons SW8270D				**(SW3510C)**				
Indeno(1,2,3-cd)pyrene	BRL	0.050		ug/L	273503	1	01/28/2019 11:22	YH
Dibenz(a,h)anthracene	BRL	0.10		ug/L	273503	1	01/28/2019 11:22	YH
Benzo(g,h,i)perylene	BRL	0.10		ug/L	273503	1	01/28/2019 11:22	YH
Surr: 4-Terphenyl-d14	95.5	69.4-138		%REC	273503	1	01/28/2019 11:22	YH
Mercury, Total SW7470A				**(SW7470A)**				
Mercury	BRL	0.00020		mg/L	273604	1	01/28/2019 18:51	CD
Cyanide SW9014				**(SW9010C)**				
Cyanide, Total	BRL	0.010		mg/L	273723	1	01/29/2019 16:40	AT

Qualifiers:

*	Value exceeds maximum contaminant level	E	Estimated (value above quantitation range)
BRL	Below reporting limit	S	Spike Recovery outside limits due to matrix
H	Holding times for preparation or analysis exceeded	Narr	See case narrative
N	Analyte not NELAC certified	NC	Not confirmed
B	Analyte detected in the associated method blank	<	Less than Result value
>	Greater than Result value	J	Estimated value detected below Reporting Limit

Analytical Environmental Services, Inc **Date:** 1-Feb-19

Client:	Wood Environment & Infrastructure	**Client Sample ID:**	MW-206-0119
Project Name:	AGL - Augusta	**Collection Date:**	1/23/2019 12:40:00 PM
Lab ID:	1901K94-012	**Matrix:**	Groundwater

Analyses	Result	Reporting Limit	Qual	Units	BatchID	Dilution Factor	Date Analyzed	Analyst
Volatile Organic Compounds by GC/MS SW8260B				**(SW5030B)**				
Acetone	BRL	50		ug/L	273601	1	01/26/2019 05:52	OM
Benzene	BRL	5.0		ug/L	273601	1	01/26/2019 05:52	OM
Carbon disulfide	BRL	5.0		ug/L	273601	1	01/26/2019 05:52	OM
Ethylbenzene	BRL	5.0		ug/L	273601	1	01/26/2019 05:52	OM
Methylene chloride	BRL	5.0		ug/L	273601	1	01/26/2019 05:52	OM
Trichloroethene	BRL	5.0		ug/L	273601	1	01/26/2019 05:52	OM
Toluene	BRL	5.0		ug/L	273601	1	01/26/2019 05:52	OM
Xylenes, Total	BRL	5.0		ug/L	273601	1	01/26/2019 05:52	OM
Surr: 4-Bromofluorobenzene	101	64-125		%REC	273601	1	01/26/2019 05:52	OM
Surr: Dibromofluoromethane	98.7	76.4-125		%REC	273601	1	01/26/2019 05:52	OM
Surr: Toluene-d8	99.3	78.3-116		%REC	273601	1	01/26/2019 05:52	OM
Total Metals by ICP/MS SW6020B				**(SW3005A)**				
Antimony	BRL	0.00600		mg/L	273505	1	01/28/2019 18:33	KP
Arsenic	BRL	0.0500		mg/L	273505	1	01/28/2019 18:33	KP
Barium	0.384	0.00400		mg/L	273505	1	01/28/2019 18:33	KP
Beryllium	BRL	0.00400		mg/L	273505	1	01/28/2019 18:33	KP
Cadmium	BRL	0.00500		mg/L	273505	1	01/28/2019 18:33	KP
Chromium	BRL	0.0100		mg/L	273505	1	01/28/2019 18:33	KP
Copper	BRL	0.0100		mg/L	273505	1	01/28/2019 18:33	KP
Lead	BRL	0.0100		mg/L	273505	1	01/28/2019 18:33	KP
Nickel	BRL	0.0200		mg/L	273505	1	01/28/2019 18:33	KP
Selenium	BRL	0.0200		mg/L	273505	1	01/28/2019 18:33	KP
Thallium	BRL	0.00200		mg/L	273505	1	01/28/2019 18:33	KP
Vanadium	BRL	0.0100		mg/L	273505	1	01/28/2019 18:33	KP
Zinc	BRL	0.0200		mg/L	273505	1	01/28/2019 18:33	KP
SIM Polynuclear Aromatic Hydrocarbons SW8270D				**(SW3510C)**				
Naphthalene	BRL	0.50		ug/L	273598	1	01/29/2019 14:10	YH
Acenaphthylene	BRL	1.0		ug/L	273598	1	01/29/2019 14:10	YH
Acenaphthene	BRL	0.50		ug/L	273598	1	01/29/2019 14:10	YH
Fluorene	BRL	0.10		ug/L	273598	1	01/29/2019 14:10	YH
Phenanthrene	BRL	0.050		ug/L	273598	1	01/29/2019 14:10	YH
Anthracene	BRL	0.050		ug/L	273598	1	01/29/2019 14:10	YH
Fluoranthene	BRL	0.10		ug/L	273598	1	01/29/2019 14:10	YH
Pyrene	BRL	0.050		ug/L	273598	1	01/29/2019 14:10	YH
Benz(a)anthracene	BRL	0.050		ug/L	273598	1	01/29/2019 14:10	YH
Chrysene	BRL	0.050		ug/L	273598	1	01/29/2019 14:10	YH
Benzo(b)fluoranthene	BRL	0.10		ug/L	273598	1	01/29/2019 14:10	YH
Benzo(k)fluoranthene	BRL	0.050		ug/L	273598	1	01/29/2019 14:10	YH
Benzo(a)pyrene	BRL	0.050		ug/L	273598	1	01/29/2019 14:10	YH

Qualifiers:

- * Value exceeds maximum contaminant level
- BRL Below reporting limit
- H Holding times for preparation or analysis exceeded
- N Analyte not NELAC certified
- B Analyte detected in the associated method blank
- > Greater than Result value
- E Estimated (value above quantitation range)
- S Spike Recovery outside limits due to matrix
- Narr See case narrative
- NC Not confirmed
- < Less than Result value
- J Estimated value detected below Reporting Limit

Analytical Environmental Services, Inc **Date:** 1-Feb-19

Client:	Wood Environment & Infrastructure	**Client Sample ID:**	MW-206-0119
Project Name:	AGL - Augusta	**Collection Date:**	1/23/2019 12:40:00 PM
Lab ID:	1901K94-012	**Matrix:**	Groundwater

Analyses	Result	Reporting Limit	Qual	Units	BatchID	Dilution Factor	Date Analyzed	Analyst
SIM Polynuclear Aromatic Hydrocarbons SW8270D				**(SW3510C)**				
Indeno(1,2,3-cd)pyrene	BRL	0.050		ug/L	273598	1	01/29/2019 14:10	YH
Dibenz(a,h)anthracene	BRL	0.10		ug/L	273598	1	01/29/2019 14:10	YH
Benzo(g,h,i)perylene	BRL	0.10		ug/L	273598	1	01/29/2019 14:10	YH
Surr: 4-Terphenyl-d14	97	69.4-138		%REC	273598	1	01/29/2019 14:10	YH
Mercury, Total SW7470A				**(SW7470A)**				
Mercury	BRL	0.00020		mg/L	273604	1	01/28/2019 18:55	CD
Cyanide SW9014				**(SW9010C)**				
Cyanide, Total	BRL	0.010		mg/L	273748	1	01/30/2019 11:45	AT

Qualifiers:

*	Value exceeds maximum contaminant level	E	Estimated (value above quantitation range)
BRL	Below reporting limit	S	Spike Recovery outside limits due to matrix
H	Holding times for preparation or analysis exceeded	Narr	See case narrative
N	Analyte not NELAC certified	NC	Not confirmed
B	Analyte detected in the associated method blank	<	Less than Result value
>	Greater than Result value	J	Estimated value detected below Reporting Limit

Analytical Environmental Services, Inc **Date:** 1-Feb-19

Client:	Wood Environment & Infrastructure	**Client Sample ID:**	MW-207-0119
Project Name:	AGL - Augusta	**Collection Date:**	1/23/2019 4:35:00 PM
Lab ID:	1901K94-013	**Matrix:**	Groundwater

Analyses	Result	Reporting Limit	Qual	Units	BatchID	Dilution Factor	Date Analyzed	Analyst
Volatile Organic Compounds by GC/MS SW8260B				**(SW5030B)**				
Acetone	BRL	50		ug/L	273710	1	01/30/2019 07:23	OM
Benzene	BRL	5.0		ug/L	273710	1	01/30/2019 07:23	OM
Carbon disulfide	BRL	5.0		ug/L	273710	1	01/30/2019 07:23	OM
Ethylbenzene	BRL	5.0		ug/L	273710	1	01/30/2019 07:23	OM
Methylene chloride	BRL	5.0		ug/L	273710	1	01/30/2019 07:23	OM
Trichloroethene	BRL	5.0		ug/L	273710	1	01/30/2019 07:23	OM
Toluene	BRL	5.0		ug/L	273710	1	01/30/2019 07:23	OM
Xylenes, Total	BRL	5.0		ug/L	273710	1	01/30/2019 07:23	OM
Surr: 4-Bromofluorobenzene	95.5	64-125		%REC	273710	1	01/30/2019 07:23	OM
Surr: Dibromofluoromethane	98.7	76.4-125		%REC	273710	1	01/30/2019 07:23	OM
Surr: Toluene-d8	99.8	78.3-116		%REC	273710	1	01/30/2019 07:23	OM
Total Metals by ICP/MS SW6020B				**(SW3005A)**				
Antimony	BRL	0.00600		mg/L	273505	1	01/28/2019 18:45	KP
Arsenic	BRL	0.0500		mg/L	273505	1	01/28/2019 18:45	KP
Barium	0.284	0.00400		mg/L	273505	1	01/28/2019 18:45	KP
Beryllium	BRL	0.00400		mg/L	273505	1	01/28/2019 18:45	KP
Cadmium	BRL	0.00500		mg/L	273505	1	01/28/2019 18:45	KP
Chromium	BRL	0.0100		mg/L	273505	1	01/28/2019 18:45	KP
Copper	BRL	0.0100		mg/L	273505	1	01/28/2019 18:45	KP
Lead	BRL	0.0100		mg/L	273505	1	01/28/2019 18:45	KP
Nickel	BRL	0.0200		mg/L	273505	1	01/28/2019 18:45	KP
Selenium	BRL	0.0200		mg/L	273505	1	01/28/2019 18:45	KP
Thallium	BRL	0.00200		mg/L	273505	1	01/28/2019 18:45	KP
Vanadium	BRL	0.0100		mg/L	273505	1	01/28/2019 18:45	KP
Zinc	BRL	0.0200		mg/L	273505	1	01/28/2019 18:45	KP
SIM Polynuclear Aromatic Hydrocarbons SW8270D				**(SW3510C)**				
Naphthalene	BRL	0.50		ug/L	273598	1	01/29/2019 14:37	YH
Acenaphthylene	BRL	1.0		ug/L	273598	1	01/29/2019 14:37	YH
Acenaphthene	BRL	0.50		ug/L	273598	1	01/29/2019 14:37	YH
Fluorene	BRL	0.10		ug/L	273598	1	01/29/2019 14:37	YH
Phenanthrene	BRL	0.050		ug/L	273598	1	01/29/2019 14:37	YH
Anthracene	BRL	0.050		ug/L	273598	1	01/29/2019 14:37	YH
Fluoranthene	BRL	0.10		ug/L	273598	1	01/29/2019 14:37	YH
Pyrene	BRL	0.050		ug/L	273598	1	01/29/2019 14:37	YH
Benz(a)anthracene	BRL	0.050		ug/L	273598	1	01/29/2019 14:37	YH
Chrysene	BRL	0.050		ug/L	273598	1	01/29/2019 14:37	YH
Benzo(b)fluoranthene	BRL	0.10		ug/L	273598	1	01/29/2019 14:37	YH
Benzo(k)fluoranthene	BRL	0.050		ug/L	273598	1	01/29/2019 14:37	YH
Benzo(a)pyrene	BRL	0.050		ug/L	273598	1	01/29/2019 14:37	YH

Qualifiers:

- * Value exceeds maximum contaminant level
- BRL Below reporting limit
- H Holding times for preparation or analysis exceeded
- N Analyte not NELAC certified
- B Analyte detected in the associated method blank
- > Greater than Result value
- E Estimated (value above quantitation range)
- S Spike Recovery outside limits due to matrix
- Narr See case narrative
- NC Not confirmed
- < Less than Result value
- J Estimated value detected below Reporting Limit

Analytical Environmental Services, Inc **Date:** 1-Feb-19

Client:	Wood Environment & Infrastructure	**Client Sample ID:**	MW-207-0119
Project Name:	AGL - Augusta	**Collection Date:**	1/23/2019 4:35:00 PM
Lab ID:	1901K94-013	**Matrix:**	Groundwater

Analyses	Result	Reporting Limit	Qual	Units	BatchID	Dilution Factor	Date Analyzed	Analyst
SIM Polynuclear Aromatic Hydrocarbons SW8270D				**(SW3510C)**				
Indeno(1,2,3-cd)pyrene	BRL	0.050		ug/L	273598	1	01/29/2019 14:37	YH
Dibenz(a,h)anthracene	BRL	0.10		ug/L	273598	1	01/29/2019 14:37	YH
Benzo(g,h,i)perylene	BRL	0.10		ug/L	273598	1	01/29/2019 14:37	YH
Surr: 4-Terphenyl-d14	84.7	69.4-138		%REC	273598	1	01/29/2019 14:37	YH
Mercury, Total SW7470A				**(SW7470A)**				
Mercury	BRL	0.00020		mg/L	273604	1	01/28/2019 18:59	CD
Cyanide SW9014				**(SW9010C)**				
Cyanide, Total	BRL	0.010		mg/L	273748	1	01/30/2019 11:45	AT

Qualifiers:

*	Value exceeds maximum contaminant level	E	Estimated (value above quantitation range)
BRL	Below reporting limit	S	Spike Recovery outside limits due to matrix
H	Holding times for preparation or analysis exceeded	Narr	See case narrative
N	Analyte not NELAC certified	NC	Not confirmed
B	Analyte detected in the associated method blank	<	Less than Result value
>	Greater than Result value	J	Estimated value detected below Reporting Limit

Analytical Environmental Services, Inc

Date: 1-Feb-19

SUMMARY OF ANALYTES DETECTED

Analyses	Result	Qual	MDL	Reporting Limit	Units	BatchID	Dilution Factor
Client Sample ID: MW-306BR-0119				**Lab ID:** 1901K94-002			
Collection Date: 1/23/2019 10:38:00 AM				**Matrix:** Groundwater			
Total Metals by ICP/MS SW6020B				**(SW3005A)**			
Barium	0.526		0.000205	0.00400	mg/L	273504	1
SIM Polynuclear Aromatic Hydrocarbons SW8270D				**(SW3510C)**			
Naphthalene	360		0.72	50	ug/L	273503	100
Fluorene	2.7		0.019	0.10	ug/L	273503	1
Phenanthrene	1.4		0.022	0.050	ug/L	273503	1
Anthracene	0.30		0.026	0.050	ug/L	273503	1
Pyrene	0.22		0.015	0.050	ug/L	273503	1
Indeno(1,2,3-cd)pyrene	0.058		0.012	0.050	ug/L	273503	1
Client Sample ID: DUP-2-0119				**Lab ID:** 1901K94-003			
Collection Date: 1/23/2019 12:00:00 PM				**Matrix:** Groundwater			
Total Metals by ICP/MS SW6020B				**(SW3005A)**			
Barium	0.532		0.000205	0.00400	mg/L	273504	1
SIM Polynuclear Aromatic Hydrocarbons SW8270D				**(SW3510C)**			
Naphthalene	360		0.72	50	ug/L	273503	100
Fluorene	2.9		0.019	0.10	ug/L	273503	1
Phenanthrene	1.7		0.022	0.050	ug/L	273503	1
Anthracene	0.34		0.026	0.050	ug/L	273503	1
Fluoranthene	0.16		0.016	0.10	ug/L	273503	1
Pyrene	0.19		0.015	0.050	ug/L	273503	1
Benz(a)anthracene	0.080		0.018	0.050	ug/L	273503	1
Chrysene	0.077		0.017	0.050	ug/L	273503	1
Benzo(k)fluoranthene	0.073		0.026	0.050	ug/L	273503	1
Benzo(a)pyrene	0.062		0.022	0.050	ug/L	273503	1
Indeno(1,2,3-cd)pyrene	0.063		0.012	0.050	ug/L	273503	1
Client Sample ID: MW-310SAP-0119				**Lab ID:** 1901K94-004			
Collection Date: 1/23/2019 1:10:00 PM				**Matrix:** Groundwater			
Total Metals by ICP/MS SW6020B				**(SW3005A)**			
Barium	0.0805		0.000205	0.00400	mg/L	273504	1
Nickel	0.544		0.000226	0.0200	mg/L	273504	1
SIM Polynuclear Aromatic Hydrocarbons SW8270D				**(SW3510C)**			
Pyrene	0.070		0.015	0.050	ug/L	273503	1
Client Sample ID: MW-513BR-0119				**Lab ID:** 1901K94-005			
Collection Date: 1/23/2019 2:55:00 PM				**Matrix:** Groundwater			
Total Metals by ICP/MS SW6020B				**(SW3005A)**			
Barium	0.504		0.000205	0.00400	mg/L	273504	1
SIM Polynuclear Aromatic Hydrocarbons SW8270D				**(SW3510C)**			
Acenaphthene	6.7		0.017	0.50	ug/L	273503	1
Pyrene	0.13		0.015	0.050	ug/L	273503	1
Client Sample ID: MW-500BR-0119				**Lab ID:** 1901K94-006			
Collection Date: 1/23/2019 10:20:00 AM				**Matrix:** Groundwater			
Volatile Organic Compounds by GC/MS SW8260B				**(SW5030B)**			
Benzene	5400		19	250	ug/L	273601	50
Ethylbenzene	570		13	250	ug/L	273601	50

Analytical Environmental Services, Inc

Date: 1-Feb-19

SUMMARY OF ANALYTES DETECTED

Analyses	Result	Qual	MDL	Reporting Limit	Units	BatchID	Dilution Factor
Client Sample ID: MW-500BR-0119				**Lab ID:** 1901K94-006			
Collection Date: 1/23/2019 10:20:00 AM				**Matrix:** Groundwater			
Volatile Organic Compounds by GC/MS SW8260B				**(SW5030B)**			
Xylenes, Total	200		0.77	5.0	ug/L	273601	1
Total Metals by ICP/MS SW6020B				**(SW3005A)**			
Barium	0.252		0.000205	0.00400	mg/L	273504	1
Cadmium	0.0151		0.000096	0.00500	mg/L	273504	1
Zinc	0.0959		0.00168	0.0200	mg/L	273504	1
SIM Polynuclear Aromatic Hydrocarbons SW8270D				**(SW3510C)**			
Naphthalene	1200		7.2	500	ug/L	273503	1000
Fluorene	8.0		0.019	0.10	ug/L	273503	1
Phenanthrene	5.9		0.022	0.050	ug/L	273503	1
Anthracene	0.74		0.026	0.050	ug/L	273503	1
Fluoranthene	0.20		0.016	0.10	ug/L	273503	1
Pyrene	0.23		0.015	0.050	ug/L	273503	1
Client Sample ID: MW-310BR-0119				**Lab ID:** 1901K94-007			
Collection Date: 1/23/2019 12:05:00 PM				**Matrix:** Groundwater			
Total Metals by ICP/MS SW6020B				**(SW3005A)**			
Barium	0.246		0.000205	0.00400	mg/L	273504	1
SIM Polynuclear Aromatic Hydrocarbons SW8270D				**(SW3510C)**			
Naphthalene	1.2		0.0072	0.50	ug/L	273503	1
Anthracene	0.091		0.026	0.050	ug/L	273503	1
Client Sample ID: MW-402D-0119				**Lab ID:** 1901K94-008			
Collection Date: 1/23/2019 1:50:00 PM				**Matrix:** Groundwater			
Total Metals by ICP/MS SW6020B				**(SW3005A)**			
Barium	0.0966		0.000205	0.00400	mg/L	273504	1
Client Sample ID: MW-402S-0119				**Lab ID:** 1901K94-009			
Collection Date: 1/23/2019 3:00:00 PM				**Matrix:** Groundwater			
Total Metals by ICP/MS SW6020B				**(SW3005A)**			
Barium	0.0840		0.000205	0.00400	mg/L	273504	1
Client Sample ID: MW-05-0119				**Lab ID:** 1901K94-010			
Collection Date: 1/23/2019 2:50:00 PM				**Matrix:** Groundwater			
Total Metals by ICP/MS SW6020B				**(SW3005A)**			
Barium	0.386		0.000205	0.00400	mg/L	273504	1
Client Sample ID: MW-309BR-0119				**Lab ID:** 1901K94-011			
Collection Date: 1/23/2019 10:55:00 AM				**Matrix:** Groundwater			
Total Metals by ICP/MS SW6020B				**(SW3005A)**			
Barium	0.423		0.000205	0.00400	mg/L	273504	1
Copper	0.0123		0.00186	0.0100	mg/L	273504	1
Client Sample ID: MW-206-0119				**Lab ID:** 1901K94-012			
Collection Date: 1/23/2019 12:40:00 PM				**Matrix:** Groundwater			
Total Metals by ICP/MS SW6020B				**(SW3005A)**			
Barium	0.384		0.000205	0.00400	mg/L	273505	1
Client Sample ID: MW-207-0119				**Lab ID:** 1901K94-013			
Collection Date: 1/23/2019 4:35:00 PM				**Matrix:** Groundwater			

Analytical Environmental Services, Inc

Date: 1-Feb-19

SUMMARY OF ANALYTES DETECTED

Analyses	Result	Qual	MDL	Reporting Limit	Units	BatchID	Dilution Factor
Client Sample ID: MW-207-0119				**Lab ID:** 1901K94-013			
Collection Date: 1/23/2019 4:35:00 PM				**Matrix:** Groundwater			
Total Metals by ICP/MS SW6020B				**(SW3005A)**			
Barium	0.284		0.000205	0.00400	mg/L	273505	1

Qualifiers:

*	Value exceeds maximum contaminant level	E	Estimated (value above quantitation range)
BRL	Below reporting limit	S	Spike Recovery outside limits due to matrix
H	Holding times for preparation or analysis exceeded	Narr	See case narrative
N	Analyte not NELAC certified	NC	Not confirmed
B	Analyte detected in the associated method blank	<	Less than Result value
>	Greater than Result value	J	Estimated value detected below Reporting Limit

Clear Save as

ANALYTICAL ENVIRONMENTAL SERVICES, INC.

SAMPLE/COOLER RECEIPT CHECKLIST

1. Client Name: **Wood Environment & Infrastructure** AES Work Order Number: **1901K92**

2. Carrier: FedEx ■ UPS ☐ USPS ☐ Client ☐ Courier ☐ Other _____

		Yes	No	N/A	Details	Comments
3.	Shipping container/cooler received in good condition?	○	○	○	damaged ☐ leaking ☐ other ☐	
4.	Custody seals present on shipping container?	○	○	○		
5.	Custody seals intact on shipping container?	○	○	○		
6.	Temperature blanks present?	○	○	○		
7.	Cooler temperature(s) within limits of 0-6°C? [See item 13 and 14 for temperature recordings.]	○	○	○	Cooling initiated for recently collected samples / ice present ☐	
8.	Chain of Custody (COC) present?	○	○	○		
9.	Chain of Custody signed, dated, and timed when relinquished and received?	○	○	○		
10.	Sampler name and/or signature on COC?	○	○	○		
11.	Were all samples received within holding time?	○	○	○		
12.	TAT marked on the COC?	○	○	○	If no TAT indicated, proceeded with standard TAT per Terms & Conditions. ☐	

13. Cooler 1 Temperature 1.6 °C Cooler 2 Temperature 2.0 °C Cooler 3 Temperature 1.9 °C Cooler 4 Temperature _____ °C

14. Cooler 5 Temperature _____ °C Cooler 6 Temperature _____ °C Cooler 7 Temperature _____ °C Cooler 8 Temperature _____ °C

15. Comments: _____

I certify that I have completed sections 1-15 (dated initials). EW 1/24/19

		Yes	No	N/A	Details	Comments
16.	Were sample containers intact upon receipt?	○	○	○		
17.	Custody seals present on sample containers?	○	○	○		
18.	Custody seals intact on sample containers?	○	○	○		
19.	Do sample container labels match the COC?	○	○	○	incomplete info ☐ illegible ☐ no label ☐ other ☐	
20.	Are analyses requested indicated on the COC?	○	○	○		
21.	Were all of the samples listed on the COC received?	○	○	○	samples received but not listed on COC ☐ samples listed on COC not received ☐	
22.	Was the sample collection date/time noted?	○	○	○		
23.	Did we receive sufficient sample volume for indicated analyses?	○	○	○		
24.	Were samples received in appropriate containers?	○	○	○		
25.	Were VOA samples received without headspace (< 1/4" bubble)?	○	○	○		
26.	Were trip blanks submitted?	○	○	○	listed on COC ■ not listed on COC ☐	

27. Comments: _____

I certify that I have completed sections 16-27 (dated initials). EW 1/24/19

This section only applies to samples where pH can be checked at Sample Receipt.

		Yes	No	N/A	Details	Comments
28.	Have containers needing chemical preservation been checked? *	○	○	○		
29.	Containers meet preservation guidelines?	○	○	○		
30.	Was pH adjusted at Sample Receipt?	○	○	○		

* Note: Certain analyses require chemical preservation but must be checked in the laboratory and not upon Sample Receipt such as Coliforms, VOCs and Oil & Grease/TPH.

I certify that I have completed sections 28-30 (dated initials). EW 1/24/19

Checklist 6.9.17 Rev 2

Locked

Client: Wood Environment & Infrastructure
Project Name: AGL - Augusta
Workorder: 1901K94

ANALYTICAL QC SUMMARY REPORT

BatchID: 273503

Sample ID: **MB-273503** Client ID: Units: **ug/L** Prep Date: **01/25/2019** Run No: **389700**
SampleType: **MBLK** TestCode: **SIM Polynuclear Aromatic Hydrocarbons SW8270D** BatchID: **273503** Analysis Date: **01/25/2019** Seq No: **8716537**

Analyte	Result	RPT Limit	SPK value	SPK Ref Val	%REC	Low Limit	High Limit	RPD Ref Val	%RPD	RPD Limit	Qual
Acenaphthene	BRL	0.50									
Acenaphthylene	BRL	1.0									
Anthracene	BRL	0.050									
Benz(a)anthracene	BRL	0.050									
Benzo(a)pyrene	BRL	0.050									
Benzo(b)fluoranthene	BRL	0.10									
Benzo(g,h,i)perylene	BRL	0.10									
Benzo(k)fluoranthene	BRL	0.050									
Chrysene	BRL	0.050									
Dibenz(a,h)anthracene	BRL	0.10									
Fluoranthene	BRL	0.10									
Fluorene	BRL	0.10									
Indeno(1,2,3-cd)pyrene	BRL	0.050									
Naphthalene	BRL	0.50									
Phenanthrene	BRL	0.050									
Pyrene	BRL	0.050									
Surr: 4-Terphenyl-d14	2.269	0	2.000		113	69.4	138				

Sample ID: **LCS-273503** Client ID: Units: **ug/L** Prep Date: **01/25/2019** Run No: **389700**
SampleType: **LCS** TestCode: **SIM Polynuclear Aromatic Hydrocarbons SW8270D** BatchID: **273503** Analysis Date: **01/25/2019** Seq No: **8716691**

Analyte	Result	RPT Limit	SPK value	SPK Ref Val	%REC	Low Limit	High Limit	RPD Ref Val	%RPD	RPD Limit	Qual
Acenaphthene	2.117	0.50	2.000		106	70	120				
Acenaphthylene	2.006	1.0	2.000		100	69.5	120				
Anthracene	2.230	0.050	2.000		111	70	126				
Benz(a)anthracene	2.127	0.050	2.000		106	70.9	147				
Benzo(a)pyrene	2.152	0.050	2.000		108	70	124				

Qualifiers:

>	Greater than Result value	<	Less than Result value	B	Analyte detected in the associated method blank
BRL	Below reporting limit	E	Estimated (value above quantitation range)	H	Holding times for preparation or analysis exceeded
J	Estimated value detected below Reporting Limit	N	Analyte not NELAC certified	R	RPD outside limits due to matrix
Rpt Lim	Reporting Limit	S	Spike Recovery outside limits due to matrix		

Client: Wood Environment & Infrastructure
Project Name: AGL - Augusta
Workorder: 1901K94

ANALYTICAL QC SUMMARY REPORT

BatchID: 273503

Sample ID: **LCS-273503** Client ID: Units: **ug/L** Prep Date: **01/25/2019** Run No: **389700**
SampleType: **LCS** TestCode: **SIM Polynuclear Aromatic Hydrocarbons SW8270D** BatchID: **273503** Analysis Date: **01/25/2019** Seq No: **8716691**

Analyte	Result	RPT Limit	SPK value	SPK Ref Val	%REC	Low Limit	High Limit	RPD Ref Val	%RPD	RPD Limit	Qual
Benzo(b)fluoranthene	2.129	0.10	2.000		106	65.6	134				
Benzo(g,h,i)perylene	1.913	0.10	2.000		95.6	66.2	128				
Benzo(k)fluoranthene	2.248	0.050	2.000		112	70.9	134				
Chrysene	2.424	0.050	2.000		121	70	133				
Dibenz(a,h)anthracene	1.698	0.10	2.000		84.9	56	128				
Fluoranthene	2.217	0.10	2.000		111	80.4	135				
Fluorene	2.072	0.10	2.000		104	70	122				
Indeno(1,2,3-cd)pyrene	2.021	0.050	2.000		101	63.6	131				
Naphthalene	2.070	0.50	2.000		103	68.8	120				
Phenanthrene	2.099	0.050	2.000		105	72.9	122				
Pyrene	2.351	0.050	2.000		118	70	130				
Surr: 4-Terphenyl-d14	2.412	0	2.000		121	69.4	138				

Sample ID: **1901K94-005CMS** Client ID: **MW-513BR-0119** Units: **ug/L** Prep Date: **01/25/2019** Run No: **389877**
SampleType: **MS** TestCode: **SIM Polynuclear Aromatic Hydrocarbons SW8270D** BatchID: **273503** Analysis Date: **01/29/2019** Seq No: **8723509**

Analyte	Result	RPT Limit	SPK value	SPK Ref Val	%REC	Low Limit	High Limit	RPD Ref Val	%RPD	RPD Limit	Qual
Acenaphthene	8.683	0.50	2.000	6.686	99.8	61.2	120				
Acenaphthylene	1.927	1.0	2.000		96.4	62.1	120				
Anthracene	2.047	0.050	2.000	0.03284	101	65.2	124				
Benz(a)anthracene	2.185	0.050	2.000		109	69.2	134				
Benzo(a)pyrene	1.686	0.050	2.000		84.3	58.1	120				
Benzo(b)fluoranthene	1.781	0.10	2.000		89.0	51.9	120				
Benzo(g,h,i)perylene	1.224	0.10	2.000		61.2	44	120				
Benzo(k)fluoranthene	1.623	0.050	2.000		81.2	53.5	120				
Chrysene	1.910	0.050	2.000		95.5	64.5	129				
Dibenz(a,h)anthracene	1.154	0.10	2.000		57.7	37.4	120				
Fluoranthene	2.091	0.10	2.000		105	70.1	126				

Qualifiers:

>	Greater than Result value	<	Less than Result value	B	Analyte detected in the associated method blank
BRL	Below reporting limit	E	Estimated (value above quantitation range)	H	Holding times for preparation or analysis exceeded
J	Estimated value detected below Reporting Limit	N	Analyte not NELAC certified	R	RPD outside limits due to matrix
Rpt Lim	Reporting Limit	S	Spike Recovery outside limits due to matrix		

Client: Wood Environment & Infrastructure
Project Name: AGL - Augusta
Workorder: 1901K94

ANALYTICAL QC SUMMARY REPORT

BatchID: 273503

Sample ID: **1901K94-005CMS**	Client ID: **MW-513BR-0119**				Units: **ug/L**		Prep Date: **01/25/2019**		Run No: **389877**	
SampleType: **MS**	TestCode: **SIM Polynuclear Aromatic Hydrocarbons** **SW8270D**				BatchID: **273503**		Analysis Date: **01/29/2019**		Seq No: **8723509**	
Analyte	Result	RPT Limit	SPK value	SPK Ref Val	%REC	Low Limit	High Limit	RPD Ref Val	%RPD	RPD Limit Qual
Fluorene	1.921	0.10	2.000		96.1	63.1	120			
Indeno(1,2,3-cd)pyrene	1.289	0.050	2.000		64.5	46.4	120			
Naphthalene	1.827	0.50	2.000		91.4	56.7	120			
Phenanthrene	2.015	0.050	2.000		101	64.5	120			
Pyrene	2.118	0.050	2.000	0.1332	99.2	61.5	136			
Surr: 4-Terphenyl-d14	2.168	0	2.000		108	69.4	138			

Sample ID: **1901K94-005CMSD**	Client ID: **MW-513BR-0119**				Units: **ug/L**		Prep Date: **01/25/2019**		Run No: **389877**	
SampleType: **MSD**	TestCode: **SIM Polynuclear Aromatic Hydrocarbons** **SW8270D**				BatchID: **273503**		Analysis Date: **01/29/2019**		Seq No: **8723510**	
Analyte	Result	RPT Limit	SPK value	SPK Ref Val	%REC	Low Limit	High Limit	RPD Ref Val	%RPD	RPD Limit Qual
Acenaphthene	8.300	0.50	2.000	6.686	80.7	61.2	120	8.683	4.51	20.2
Acenaphthylene	1.828	1.0	2.000		91.4	62.1	120	1.927	5.29	22
Anthracene	2.009	0.050	2.000	0.03284	98.8	65.2	124	2.047	1.85	20
Benz(a)anthracene	2.236	0.050	2.000		112	69.2	134	2.185	2.30	23.7
Benzo(a)pyrene	1.826	0.050	2.000		91.3	58.1	120	1.686	7.99	26.1
Benzo(b)fluoranthene	1.933	0.10	2.000		96.7	51.9	120	1.781	8.21	25.4
Benzo(g,h,i)perylene	1.452	0.10	2.000		72.6	44	120	1.224	17.0	23.1
Benzo(k)fluoranthene	1.770	0.050	2.000		88.5	53.5	120	1.623	8.66	22.7
Chrysene	1.953	0.050	2.000		97.7	64.5	129	1.910	2.22	22.4
Dibenz(a,h)anthracene	1.342	0.10	2.000		67.1	37.4	120	1.154	15.1	31
Fluoranthene	2.076	0.10	2.000		104	70.1	126	2.091	0.720	19.1
Fluorene	1.832	0.10	2.000		91.6	63.1	120	1.921	4.75	22.2
Indeno(1,2,3-cd)pyrene	1.499	0.050	2.000		75.0	46.4	120	1.289	15.1	26.1
Naphthalene	1.657	0.50	2.000		82.9	56.7	120	1.827	9.78	19.7
Phenanthrene	1.977	0.050	2.000		98.8	64.5	120	2.015	1.93	20.5
Pyrene	2.131	0.050	2.000	0.1332	99.9	61.5	136	2.118	0.634	19.4
Surr: 4-Terphenyl-d14	2.559	0	2.000		128	69.4	138	2.168	0	0

Qualifiers:

>	Greater than Result value	<	Less than Result value	B	Analyte detected in the associated method blank
BRL	Below reporting limit	E	Estimated (value above quantitation range)	H	Holding times for preparation or analysis exceeded
J	Estimated value detected below Reporting Limit	N	Analyte not NELAC certified	R	RPD outside limits due to matrix
Rpt Lim	Reporting Limit	S	Spike Recovery outside limits due to matrix		

Client: Wood Environment & Infrastructure
Project Name: AGL - Augusta
Workorder: 1901K94

ANALYTICAL QC SUMMARY REPORT

BatchID: 273503

Analytical Environmental Services, Inc

Date: 1-Feb-19

Client: Wood Environment & Infrastructure
Project Name: AGL - Augusta
Workorder: 1901K94

ANALYTICAL QC SUMMARY REPORT

BatchID: 273504

Sample ID: **MB-273504** Client ID: Units: **mg/L** Prep Date: **01/25/2019** Run No: **389869**
SampleType: **MBLK** TestCode: **Total Metals by ICP/MS SW6020B** BatchID: **273504** Analysis Date: **01/28/2019** Seq No: **8721724**

Analyte	Result	RPT Limit	SPK value	SPK Ref Val	%REC	Low Limit	High Limit	RPD Ref Val	%RPD	RPD Limit	Qual
Antimony	0.007476	0.00500									B
Arsenic	BRL	0.00500									
Barium	BRL	0.00400									
Beryllium	BRL	0.00100									
Cadmium	BRL	0.000700									
Chromium	BRL	0.00500									
Copper	BRL	0.00200									
Lead	BRL	0.00100									
Nickel	BRL	0.00500									
Selenium	BRL	0.00500									
Thallium	BRL	0.00100									
Vanadium	BRL	0.00500									
Zinc	BRL	0.0100									

Sample ID: **LCS-273504** Client ID: Units: **mg/L** Prep Date: **01/25/2019** Run No: **389869**
SampleType: **LCS** TestCode: **Total Metals by ICP/MS SW6020B** BatchID: **273504** Analysis Date: **01/28/2019** Seq No: **8721725**

Analyte	Result	RPT Limit	SPK value	SPK Ref Val	%REC	Low Limit	High Limit	RPD Ref Val	%RPD	RPD Limit	Qual
Antimony	0.1115	0.00500	0.1000	0.007476	104	80	120				B
Arsenic	0.1048	0.00500	0.1000		105	80	120				
Barium	0.1046	0.0100	0.1000		105	80	120				
Beryllium	0.09667	0.00100	0.1000		96.7	80	120				
Cadmium	0.1019	0.000700	0.1000		102	80	120				

Qualifiers:

>	Greater than Result value	<	Less than Result value	B	Analyte detected in the associated method blank
BRL	Below reporting limit	E	Estimated (value above quantitation range)	H	Holding times for preparation or analysis exceeded
J	Estimated value detected below Reporting Limit	N	Analyte not NELAC certified	R	RPD outside limits due to matrix
Rpt Lim	Reporting Limit	S	Spike Recovery outside limits due to matrix		

Client: Wood Environment & Infrastructure
Project Name: AGL - Augusta
Workorder: 1901K94

ANALYTICAL QC SUMMARY REPORT

BatchID: 273504

Sample ID: **LCS-273504** Client ID: Units: **mg/L** Prep Date: **01/25/2019** Run No: **389869**
SampleType: **LCS** TestCode: **Total Metals by ICP/MS SW6020B** BatchID: **273504** Analysis Date: **01/28/2019** Seq No: **8721725**

Analyte	Result	RPT Limit	SPK value	SPK Ref Val	%REC	Low Limit	High Limit	RPD Ref Val	%RPD	RPD Limit	Qual
Chromium	0.1088	0.00500	0.1000		109	80	120				
Copper	0.1080	0.00200	0.1000		108	80	120				
Lead	0.1057	0.00100	0.1000		106	80	120				
Nickel	0.1073	0.00500	0.1000		107	80	120				
Selenium	0.1038	0.00500	0.1000		104	80	120				
Thallium	0.1096	0.00100	0.1000		110	80	120				
Vanadium	0.1067	0.00500	0.1000		107	80	120				
Zinc	0.1053	0.0100	0.1000	0.002777	103	80	120				

Sample ID: **1901K94-005BMS** Client ID: **MW-513BR-0119** Units: **mg/L** Prep Date: **01/25/2019** Run No: **389869**
SampleType: **MS** TestCode: **Total Metals by ICP/MS SW6020B** BatchID: **273504** Analysis Date: **01/28/2019** Seq No: **8721727**

Analyte	Result	RPT Limit	SPK value	SPK Ref Val	%REC	Low Limit	High Limit	RPD Ref Val	%RPD	RPD Limit	Qual
Antimony	0.1039	0.00500	0.1000	0.005210	98.7	75	125				B
Arsenic	0.1062	0.00500	0.1000		106	75	125				
Barium	0.7372	0.0100	0.1000	0.5041	233	75	125				S
Beryllium	0.09653	0.00100	0.1000		96.5	75	125				
Cadmium	0.09655	0.000700	0.1000		96.5	75	125				
Chromium	0.1053	0.00500	0.1000		105	75	125				
Copper	0.1009	0.00200	0.1000		101	75	125				
Lead	0.1039	0.00100	0.1000		104	75	125				
Nickel	0.1035	0.00500	0.1000	0.0006608	103	75	125				
Selenium	0.09694	0.00500	0.1000		96.9	75	125				
Thallium	0.1091	0.00100	0.1000	0.0004983	109	75	125				
Vanadium	0.1088	0.00500	0.1000		109	75	125				
Zinc	0.1076	0.0100	0.1000	0.008347	99.3	75	125				

Qualifiers:

>	Greater than Result value	<	Less than Result value	B	Analyte detected in the associated method blank
BRL	Below reporting limit	E	Estimated (value above quantitation range)	H	Holding times for preparation or analysis exceeded
J	Estimated value detected below Reporting Limit	N	Analyte not NELAC certified	R	RPD outside limits due to matrix
Rpt Lim	Reporting Limit	S	Spike Recovery outside limits due to matrix		

Client: Wood Environment & Infrastructure
Project Name: AGL - Augusta
Workorder: 1901K94

ANALYTICAL QC SUMMARY REPORT

BatchID: 273504

Sample ID: **1901K94-005BMSD** Client ID: **MW-513BR-0119** Units: **mg/L** Prep Date: **01/25/2019** Run No: **389869**
SampleType: **MSD** TestCode: **Total Metals by ICP/MS SW6020B** BatchID: **273504** Analysis Date: **01/28/2019** Seq No: **8721728**

Analyte	Result	RPT Limit	SPK value	SPK Ref Val	%REC	Low Limit	High Limit	RPD Ref Val	%RPD	RPD Limit	Qual
Antimony	0.1043	0.00500	0.1000	0.005210	99.1	75	125	0.1039	0.355	20	B
Arsenic	0.1075	0.00500	0.1000		107	75	125	0.1062	1.16	20	
Barium	0.7413	0.0100	0.1000	0.5041	237	75	125	0.7372	0.546	20	S
Beryllium	0.1145	0.00100	0.1000		114	75	125	0.09653	17.0	20	
Cadmium	0.1171	0.000700	0.1000		117	75	125	0.09655	19.2	20	
Chromium	0.1079	0.00500	0.1000		108	75	125	0.1053	2.44	20	
Copper	0.09946	0.00200	0.1000		99.5	75	125	0.1009	1.44	20	
Lead	0.1023	0.00100	0.1000		102	75	125	0.1039	1.57	20	
Nickel	0.1047	0.00500	0.1000	0.0006608	104	75	125	0.1035	1.07	20	
Selenium	0.09647	0.00500	0.1000		96.5	75	125	0.09694	0.487	20	
Thallium	0.1080	0.00100	0.1000	0.0004983	107	75	125	0.1091	1.08	20	
Vanadium	0.1067	0.00500	0.1000		107	75	125	0.1088	1.96	20	
Zinc	0.1072	0.0100	0.1000	0.008347	98.8	75	125	0.1076	0.405	20	

Qualifiers:

>	Greater than Result value	<	Less than Result value	B	Analyte detected in the associated method blank
BRL	Below reporting limit	E	Estimated (value above quantitation range)	H	Holding times for preparation or analysis exceeded
J	Estimated value detected below Reporting Limit	N	Analyte not NELAC certified	R	RPD outside limits due to matrix
Rpt Lim	Reporting Limit	S	Spike Recovery outside limits due to matrix		

Client: Wood Environment & Infrastructure
Project Name: AGL - Augusta
Workorder: 1901K94

ANALYTICAL QC SUMMARY REPORT

BatchID: 273505

Sample ID: **MB-273505** Client ID: Units: **mg/L** Prep Date: **01/25/2019** Run No: **389885**
SampleType: **MBLK** TestCode: **Total Metals by ICP/MS SW6020B** BatchID: **273505** Analysis Date: **01/28/2019** Seq No: **8721904**

Analyte	Result	RPT Limit	SPK value	SPK Ref Val	%REC	Low Limit	High Limit	RPD Ref Val	%RPD	RPD Limit	Qual
Antimony	BRL	0.00500									
Arsenic	BRL	0.00500									
Barium	BRL	0.00400									
Beryllium	BRL	0.00100									
Cadmium	BRL	0.000700									
Chromium	BRL	0.00500									
Copper	BRL	0.00200									
Lead	BRL	0.00100									
Nickel	BRL	0.00500									
Selenium	BRL	0.00500									
Thallium	BRL	0.00100									
Vanadium	BRL	0.00500									
Zinc	BRL	0.0100									

Sample ID: **LCS-273505** Client ID: Units: **mg/L** Prep Date: **01/25/2019** Run No: **389885**
SampleType: **LCS** TestCode: **Total Metals by ICP/MS SW6020B** BatchID: **273505** Analysis Date: **01/28/2019** Seq No: **8721905**

Analyte	Result	RPT Limit	SPK value	SPK Ref Val	%REC	Low Limit	High Limit	RPD Ref Val	%RPD	RPD Limit	Qual
Antimony	0.09775	0.00500	0.1000		97.8	80	120				
Arsenic	0.1009	0.00500	0.1000		101	80	120				
Barium	0.09789	0.0100	0.1000		97.9	80	120				
Beryllium	0.1189	0.00100	0.1000		119	80	120				
Cadmium	0.09526	0.000700	0.1000		95.3	80	120				
Chromium	0.09737	0.00500	0.1000		97.4	80	120				
Copper	0.09597	0.00200	0.1000		96.0	80	120				
Lead	0.1049	0.00100	0.1000		105	80	120				
Nickel	0.1001	0.00500	0.1000		100	80	120				
Selenium	0.09171	0.00500	0.1000		91.7	80	120				

Qualifiers:

>	Greater than Result value	<	Less than Result value	B	Analyte detected in the associated method blank
BRL	Below reporting limit	E	Estimated (value above quantitation range)	H	Holding times for preparation or analysis exceeded
J	Estimated value detected below Reporting Limit	N	Analyte not NELAC certified	R	RPD outside limits due to matrix
Rpt Lim	Reporting Limit	S	Spike Recovery outside limits due to matrix		

Client: Wood Environment & Infrastructure
Project Name: AGL - Augusta
Workorder: 1901K94

ANALYTICAL QC SUMMARY REPORT

BatchID: 273505

Sample ID: **LCS-273505** Client ID: Units: **mg/L** Prep Date: **01/25/2019** Run No: **389885**
SampleType: **LCS** TestCode: **Total Metals by ICP/MS SW6020B** BatchID: **273505** Analysis Date: **01/28/2019** Seq No: **8721905**

Analyte	Result	RPT Limit	SPK value	SPK Ref Val	%REC	Low Limit	High Limit	RPD Ref Val	%RPD	RPD Limit	Qual
Thallium	0.1009	0.00100	0.1000		101	80	120				
Vanadium	0.1053	0.00500	0.1000		105	80	120				
Zinc	0.09611	0.0100	0.1000	0.002540	93.6	80	120				

Sample ID: **1901K94-012BMS** Client ID: **MW-206-0119** Units: **mg/L** Prep Date: **01/25/2019** Run No: **389885**
SampleType: **MS** TestCode: **Total Metals by ICP/MS SW6020B** BatchID: **273505** Analysis Date: **01/28/2019** Seq No: **8721908**

Analyte	Result	RPT Limit	SPK value	SPK Ref Val	%REC	Low Limit	High Limit	RPD Ref Val	%RPD	RPD Limit	Qual
Antimony	0.09814	0.00500	0.1000		98.1	75	125				
Arsenic	0.1002	0.00500	0.1000		100	75	125				
Barium	0.4949	0.0100	0.1000	0.3840	111	75	125				
Beryllium	0.1147	0.00100	0.1000		115	75	125				
Cadmium	0.09355	0.000700	0.1000	0.0003853	93.2	75	125				
Chromium	0.09751	0.00500	0.1000		97.5	75	125				
Copper	0.09248	0.00200	0.1000		92.5	75	125				
Lead	0.1024	0.00100	0.1000		102	75	125				
Nickel	0.1002	0.00500	0.1000	0.003868	96.4	75	125				
Selenium	0.08860	0.00500	0.1000		88.6	75	125				
Thallium	0.09908	0.00100	0.1000		99.1	75	125				
Vanadium	0.1044	0.00500	0.1000	0.002755	102	75	125				
Zinc	0.09542	0.0100	0.1000	0.004802	90.6	75	125				

Sample ID: **1901K94-012BMSD** Client ID: **MW-206-0119** Units: **mg/L** Prep Date: **01/25/2019** Run No: **389885**
SampleType: **MSD** TestCode: **Total Metals by ICP/MS SW6020B** BatchID: **273505** Analysis Date: **01/28/2019** Seq No: **8721909**

Analyte	Result	RPT Limit	SPK value	SPK Ref Val	%REC	Low Limit	High Limit	RPD Ref Val	%RPD	RPD Limit	Qual
Antimony	0.09751	0.00500	0.1000		97.5	75	125	0.09814	0.640	20	
Arsenic	0.1014	0.00500	0.1000		101	75	125	0.1002	1.22	20	

Qualifiers:

>	Greater than Result value	<	Less than Result value	B	Analyte detected in the associated method blank
BRL	Below reporting limit	E	Estimated (value above quantitation range)	H	Holding times for preparation or analysis exceeded
J	Estimated value detected below Reporting Limit	N	Analyte not NELAC certified	R	RPD outside limits due to matrix
Rpt Lim	Reporting Limit	S	Spike Recovery outside limits due to matrix		

Client: Wood Environment & Infrastructure
Project Name: AGL - Augusta
Workorder: 1901K94

ANALYTICAL QC SUMMARY REPORT

BatchID: 273505

Sample ID: **1901K94-012BMSD** Client ID: **MW-206-0119** Units: **mg/L** Prep Date: **01/25/2019** Run No: **389885**
SampleType: **MSD** TestCode: **Total Metals by ICP/MS SW6020B** BatchID: **273505** Analysis Date: **01/28/2019** Seq No: **8721909**

Analyte	Result	RPT Limit	SPK value	SPK Ref Val	%REC	Low Limit	High Limit	RPD Ref Val	%RPD	RPD Limit	Qual
Barium	0.4868	0.0100	0.1000	0.3840	103	75	125	0.4949	1.65	20	
Beryllium	0.1129	0.00100	0.1000		113	75	125	0.1147	1.57	20	
Cadmium	0.09413	0.000700	0.1000	0.0003853	93.7	75	125	0.09355	0.616	20	
Chromium	0.09700	0.00500	0.1000		97.0	75	125	0.09751	0.524	20	
Copper	0.09285	0.00200	0.1000		92.8	75	125	0.09248	0.399	20	
Lead	0.1022	0.00100	0.1000		102	75	125	0.1024	0.205	20	
Nickel	0.09838	0.00500	0.1000	0.003868	94.5	75	125	0.1002	1.87	20	
Selenium	0.09059	0.00500	0.1000		90.6	75	125	0.08860	2.22	20	
Thallium	0.09893	0.00100	0.1000		98.9	75	125	0.09908	0.150	20	
Vanadium	0.1038	0.00500	0.1000	0.002755	101	75	125	0.1044	0.576	20	
Zinc	0.09513	0.0100	0.1000	0.004802	90.3	75	125	0.09542	0.309	20	

Qualifiers:

>	Greater than Result value	<	Less than Result value	B	Analyte detected in the associated method blank
BRL	Below reporting limit	E	Estimated (value above quantitation range)	H	Holding times for preparation or analysis exceeded
J	Estimated value detected below Reporting Limit	N	Analyte not NELAC certified	R	RPD outside limits due to matrix
Rpt Lim	Reporting Limit	S	Spike Recovery outside limits due to matrix		

Client: Wood Environment & Infrastructure
Project Name: AGL - Augusta
Workorder: 1901K94

ANALYTICAL QC SUMMARY REPORT

BatchID: 273598

Sample ID: **MB-273598** Client ID: Units: **ug/L** Prep Date: **01/28/2019** Run No: **389878**
SampleType: **MBLK** TestCode: **SIM Polynuclear Aromatic Hydrocarbons SW8270D** BatchID: **273598** Analysis Date: **01/29/2019** Seq No: **8722049**

Analyte	Result	RPT Limit	SPK value	SPK Ref Val	%REC	Low Limit	High Limit	RPD Ref Val	%RPD	RPD Limit	Qual
Acenaphthene	BRL	0.50									
Acenaphthylene	BRL	1.0									
Anthracene	BRL	0.050									
Benz(a)anthracene	BRL	0.050									
Benzo(a)pyrene	BRL	0.050									
Benzo(b)fluoranthene	BRL	0.10									
Benzo(g,h,i)perylene	BRL	0.10									
Benzo(k)fluoranthene	BRL	0.050									
Chrysene	BRL	0.050									
Dibenz(a,h)anthracene	BRL	0.10									
Fluoranthene	BRL	0.10									
Fluorene	BRL	0.10									
Indeno(1,2,3-cd)pyrene	BRL	0.050									
Naphthalene	BRL	0.50									
Phenanthrene	BRL	0.050									
Pyrene	BRL	0.050									
Surr: 4-Terphenyl-d14	1.915	0	2.000		95.8	69.4	138				

Sample ID: **LCS-273598** Client ID: Units: **ug/L** Prep Date: **01/28/2019** Run No: **389878**
SampleType: **LCS** TestCode: **SIM Polynuclear Aromatic Hydrocarbons SW8270D** BatchID: **273598** Analysis Date: **01/29/2019** Seq No: **8722050**

Analyte	Result	RPT Limit	SPK value	SPK Ref Val	%REC	Low Limit	High Limit	RPD Ref Val	%RPD	RPD Limit	Qual
Acenaphthene	1.860	0.50	2.000		93.0	70	120				
Acenaphthylene	1.778	1.0	2.000		88.9	69.5	120				
Anthracene	2.085	0.050	2.000		104	70	126				
Benz(a)anthracene	2.247	0.050	2.000		112	70.9	147				
Benzo(a)pyrene	2.020	0.050	2.000		101	70	124				
Benzo(b)fluoranthene	2.221	0.10	2.000		111	65.6	134				

Qualifiers:
> Greater than Result value
< Less than Result value
B Analyte detected in the associated method blank
BRL Below reporting limit
E Estimated (value above quantitation range)
H Holding times for preparation or analysis exceeded
J Estimated value detected below Reporting Limit
N Analyte not NELAC certified
R RPD outside limits due to matrix
Rpt Lim Reporting Limit
S Spike Recovery outside limits due to matrix

Client: Wood Environment & Infrastructure
Project Name: AGL - Augusta
Workorder: 1901K94

ANALYTICAL QC SUMMARY REPORT

BatchID: 273598

Sample ID: **LCS-273598** Client ID: Units: **ug/L** Prep Date: **01/28/2019** Run No: **389878**
SampleType: **LCS** TestCode: **SIM Polynuclear Aromatic Hydrocarbons SW8270D** BatchID: **273598** Analysis Date: **01/29/2019** Seq No: **8722050**

Analyte	Result	RPT Limit	SPK value	SPK Ref Val	%REC	Low Limit	High Limit	RPD Ref Val	%RPD	RPD Limit	Qual
Benzo(g,h,i)perylene	1.519	0.10	2.000		76.0	66.2	128				
Benzo(k)fluoranthene	2.096	0.050	2.000		105	70.9	134				
Chrysene	2.208	0.050	2.000		110	70	133				
Dibenz(a,h)anthracene	1.426	0.10	2.000		71.3	56	128				
Fluoranthene	2.186	0.10	2.000		109	80.4	135				
Fluorene	1.970	0.10	2.000		98.5	70	122				
Indeno(1,2,3-cd)pyrene	1.830	0.050	2.000		91.5	63.6	131				
Naphthalene	1.733	0.50	2.000		86.7	68.8	120				
Phenanthrene	2.049	0.050	2.000		102	72.9	122				
Pyrene	2.199	0.050	2.000		110	70	130				
Surr: 4-Terphenyl-d14	2.227	0	2.000		111	69.4	138				

Sample ID: **1901N39-005CMS** Client ID: Units: **ug/L** Prep Date: **01/28/2019** Run No: **390004**
SampleType: **MS** TestCode: **SIM Polynuclear Aromatic Hydrocarbons SW8270D** BatchID: **273598** Analysis Date: **01/30/2019** Seq No: **8725052**

Analyte	Result	RPT Limit	SPK value	SPK Ref Val	%REC	Low Limit	High Limit	RPD Ref Val	%RPD	RPD Limit	Qual
Acenaphthene	1.807	0.50	2.000		90.3	61.2	120				
Acenaphthylene	1.735	1.0	2.000		86.8	62.1	120				
Anthracene	1.766	0.050	2.000		88.3	65.2	124				
Benz(a)anthracene	1.732	0.050	2.000		86.6	69.2	134				
Benzo(a)pyrene	1.266	0.050	2.000		63.3	58.1	120				
Benzo(b)fluoranthene	1.293	0.10	2.000		64.7	51.9	120				
Benzo(g,h,i)perylene	1.014	0.10	2.000		50.7	44	120				
Benzo(k)fluoranthene	1.386	0.050	2.000		69.3	53.5	120				
Chrysene	1.720	0.050	2.000		86.0	64.5	129				
Dibenz(a,h)anthracene	0.8845	0.10	2.000		44.2	37.4	120				
Fluoranthene	1.867	0.10	2.000		93.3	70.1	126				
Fluorene	1.825	0.10	2.000		91.2	63.1	120				

Qualifiers:

>	Greater than Result value	<	Less than Result value	B	Analyte detected in the associated method blank
BRL	Below reporting limit	E	Estimated (value above quantitation range)	H	Holding times for preparation or analysis exceeded
J	Estimated value detected below Reporting Limit	N	Analyte not NELAC certified	R	RPD outside limits due to matrix
Rpt Lim	Reporting Limit	S	Spike Recovery outside limits due to matrix		

Client: Wood Environment & Infrastructure
Project Name: AGL - Augusta
Workorder: 1901K94

ANALYTICAL QC SUMMARY REPORT

BatchID: 273598

Sample ID: **1901N39-005CMS** Client ID: Units: **ug/L** Prep Date: **01/28/2019** Run No: **390004**
SampleType: **MS** TestCode: **SIM Polynuclear Aromatic Hydrocarbons SW8270D** BatchID: **273598** Analysis Date: **01/30/2019** Seq No: **8725052**

Analyte	Result	RPT Limit	SPK value	SPK Ref Val	%REC	Low Limit	High Limit	RPD Ref Val	%RPD	RPD Limit	Qual
Indeno(1,2,3-cd)pyrene	1.001	0.050	2.000		50.0	46.4	120				
Naphthalene	1.767	0.50	2.000		88.4	56.7	120				
Phenanthrene	1.812	0.050	2.000		90.6	64.5	120				
Pyrene	1.844	0.050	2.000		92.2	61.5	136				
Surr: 4-Terphenyl-d14	1.683	0	2.000		84.1	69.4	138				

Sample ID: **1901N39-005CMSD** Client ID: Units: **ug/L** Prep Date: **01/28/2019** Run No: **390004**
SampleType: **MSD** TestCode: **SIM Polynuclear Aromatic Hydrocarbons SW8270D** BatchID: **273598** Analysis Date: **01/30/2019** Seq No: **8725053**

Analyte	Result	RPT Limit	SPK value	SPK Ref Val	%REC	Low Limit	High Limit	RPD Ref Val	%RPD	RPD Limit	Qual
Acenaphthene	149.6	50	2.000		7480	61.2	120	1.807	195	20.2	SR
Acenaphthylene	147.0	100	2.000		7350	62.1	120	1.735	195	22	SR
Anthracene	158.3	5.0	2.000		7920	65.2	124	1.766	196	20	SR
Benz(a)anthracene	153.7	5.0	2.000		7690	69.2	134	1.732	196	23.7	SR
Benzo(a)pyrene	107.8	5.0	2.000		5390	58.1	120	1.266	195	26.1	SR
Benzo(b)fluoranthene	113.8	10	2.000		5690	51.9	120	1.293	196	25.4	SR
Benzo(g,h,i)perylene	78.49	10	2.000		3920	44	120	1.014	195	23.1	SR
Benzo(k)fluoranthene	112.2	5.0	2.000		5610	53.5	120	1.386	195	22.7	SR
Chrysene	142.8	5.0	2.000		7140	64.5	129	1.720	195	22.4	SR
Dibenz(a,h)anthracene	65.38	10	2.000		3270	37.4	120	0.8845	195	31	SR
Fluoranthene	161.0	10	2.000		8050	70.1	126	1.867	195	19.1	SR
Fluorene	150.1	10	2.000		7500	63.1	120	1.825	195	22.2	SR
Indeno(1,2,3-cd)pyrene	74.87	5.0	2.000		3740	46.4	120	1.001	195	26.1	SR
Naphthalene	151.0	50	2.000		7550	56.7	120	1.767	195	19.7	SR
Phenanthrene	156.3	5.0	2.000		7810	64.5	120	1.812	195	20.5	SR
Pyrene	162.4	5.0	2.000		8120	61.5	136	1.844	196	19.4	SR
Surr: 4-Terphenyl-d14	156.0	0	2.000		7800	69.4	138	1.683	0	0	S

Qualifiers:

>	Greater than Result value	<	Less than Result value	B	Analyte detected in the associated method blank
BRL	Below reporting limit	E	Estimated (value above quantitation range)	H	Holding times for preparation or analysis exceeded
J	Estimated value detected below Reporting Limit	N	Analyte not NELAC certified	R	RPD outside limits due to matrix
Rpt Lim	Reporting Limit	S	Spike Recovery outside limits due to matrix		

Client: Wood Environment & Infrastructure
Project Name: AGL - Augusta
Workorder: 1901K94

ANALYTICAL QC SUMMARY REPORT

BatchID: 273601

Sample ID: **MB-273601** Client ID: Units: **ug/L** Prep Date: **01/25/2019** Run No: **389743**
SampleType: **MBLK** TestCode: **Volatile Organic Compounds by GC/MS SW8260B** BatchID: **273601** Analysis Date: **01/25/2019** Seq No: **8717926**

Analyte	Result	RPT Limit	SPK value	SPK Ref Val	%REC	Low Limit	High Limit	RPD Ref Val	%RPD	RPD Limit	Qual
Acetone	BRL	50									
Benzene	BRL	5.0									
Carbon disulfide	BRL	5.0									
Ethylbenzene	BRL	5.0									
Methylene chloride	BRL	5.0									
Toluene	BRL	5.0									
Trichloroethene	BRL	5.0									
Xylenes, Total	BRL	5.0									
Surr: 4-Bromofluorobenzene	47.26	0	50.00		94.5	64	125				
Surr: Dibromofluoromethane	49.17	0	50.00		98.3	76.4	125				
Surr: Toluene-d8	49.12	0	50.00		98.2	78.3	116				

Sample ID: **LCS-273601** Client ID: Units: **ug/L** Prep Date: **01/25/2019** Run No: **389743**
SampleType: **LCS** TestCode: **Volatile Organic Compounds by GC/MS SW8260B** BatchID: **273601** Analysis Date: **01/25/2019** Seq No: **8717927**

Analyte	Result	RPT Limit	SPK value	SPK Ref Val	%REC	Low Limit	High Limit	RPD Ref Val	%RPD	RPD Limit	Qual
Benzene	49.84	5.0	50.00		99.7	72.3	126				
Toluene	52.67	5.0	50.00		105	70.5	128				
Trichloroethene	49.72	5.0	50.00		99.4	70.3	133				
Surr: 4-Bromofluorobenzene	47.48	0	50.00		95.0	64	125				
Surr: Dibromofluoromethane	48.81	0	50.00		97.6	76.4	125				
Surr: Toluene-d8	48.87	0	50.00		97.7	78.3	116				

Sample ID: **1901K94-005AMS** Client ID: **MW-513BR-0119** Units: **ug/L** Prep Date: **01/25/2019** Run No: **389870**
SampleType: **MS** TestCode: **Volatile Organic Compounds by GC/MS SW8260B** BatchID: **273601** Analysis Date: **01/29/2019** Seq No: **8722551**

Analyte	Result	RPT Limit	SPK value	SPK Ref Val	%REC	Low Limit	High Limit	RPD Ref Val	%RPD	RPD Limit	Qual
Benzene	51.70	5.0	50.00		103	70.2	137				

Qualifiers:

>	Greater than Result value	<	Less than Result value	B	Analyte detected in the associated method blank
BRL	Below reporting limit	E	Estimated (value above quantitation range)	H	Holding times for preparation or analysis exceeded
J	Estimated value detected below Reporting Limit	N	Analyte not NELAC certified	R	RPD outside limits due to matrix
Rpt Lim	Reporting Limit	S	Spike Recovery outside limits due to matrix		

Client: Wood Environment & Infrastructure
Project Name: AGL - Augusta
Workorder: 1901K94

ANALYTICAL QC SUMMARY REPORT

BatchID: 273601

Sample ID: **1901K94-005AMS**	Client ID: **MW-513BR-0119**	Units: **ug/L**	Prep Date: **01/25/2019**	Run No: **389870**
SampleType: **MS**	TestCode: **Volatile Organic Compounds by GC/MS SW8260B**	BatchID: **273601**	Analysis Date: **01/29/2019**	Seq No: **8722551**

Analyte	Result	RPT Limit	SPK value	SPK Ref Val	%REC	Low Limit	High Limit	RPD Ref Val	%RPD	RPD Limit	Qual
Toluene	54.06	5.0	50.00		108	67	141				
Trichloroethene	53.11	5.0	50.00		106	69.3	141				
Surr: 4-Bromofluorobenzene	48.00	0	50.00		96.0	64	125				
Surr: Dibromofluoromethane	47.97	0	50.00		95.9	76.4	125				
Surr: Toluene-d8	49.66	0	50.00		99.3	78.3	116				

Sample ID: **1901K94-005AMSD**	Client ID: **MW-513BR-0119**	Units: **ug/L**	Prep Date: **01/25/2019**	Run No: **389870**
SampleType: **MSD**	TestCode: **Volatile Organic Compounds by GC/MS SW8260B**	BatchID: **273601**	Analysis Date: **01/29/2019**	Seq No: **8722552**

Analyte	Result	RPT Limit	SPK value	SPK Ref Val	%REC	Low Limit	High Limit	RPD Ref Val	%RPD	RPD Limit	Qual
Benzene	50.70	5.0	50.00		101	70.2	137	51.70	1.95	20	
Toluene	52.19	5.0	50.00		104	67	141	54.06	3.52	20	
Trichloroethene	50.13	5.0	50.00		100	69.3	141	53.11	5.77	17.9	
Surr: 4-Bromofluorobenzene	48.51	0	50.00		97.0	64	125	48.00	0	0	
Surr: Dibromofluoromethane	49.08	0	50.00		98.2	76.4	125	47.97	0	0	
Surr: Toluene-d8	49.25	0	50.00		98.5	78.3	116	49.66	0	0	

Qualifiers:

>	Greater than Result value	<	Less than Result value	B	Analyte detected in the associated method blank
BRL	Below reporting limit	E	Estimated (value above quantitation range)	H	Holding times for preparation or analysis exceeded
J	Estimated value detected below Reporting Limit	N	Analyte not NELAC certified	R	RPD outside limits due to matrix
Rpt Lim	Reporting Limit	S	Spike Recovery outside limits due to matrix		

Client: Wood Environment & Infrastructure
Project Name: AGL - Augusta
Workorder: 1901K94

ANALYTICAL QC SUMMARY REPORT

BatchID: 273602

Sample ID: **MB-273602**	Client ID:			Units: **mg/L**	Prep Date: **01/28/2019**	Run No: **389841**
SampleType: **MBLK**	TestCode: **Mercury, Total SW7470A**			BatchID: **273602**	Analysis Date: **01/28/2019**	Seq No: **8720119**

Analyte	Result	RPT Limit	SPK value	SPK Ref Val	%REC	Low Limit	High Limit	RPD Ref Val	%RPD	RPD Limit	Qual
Mercury	BRL	0.00020									

Sample ID: **LCS-273602**	Client ID:			Units: **mg/L**	Prep Date: **01/28/2019**	Run No: **389841**
SampleType: **LCS**	TestCode: **Mercury, Total SW7470A**			BatchID: **273602**	Analysis Date: **01/28/2019**	Seq No: **8720120**

Analyte	Result	RPT Limit	SPK value	SPK Ref Val	%REC	Low Limit	High Limit	RPD Ref Val	%RPD	RPD Limit	Qual
Mercury	0.003844	0.00020	0.0040		96.1	80	120				

Sample ID: **1901K94-005BMS**	Client ID: **MW-513BR-0119**			Units: **mg/L**	Prep Date: **01/28/2019**	Run No: **389841**
SampleType: **MS**	TestCode: **Mercury, Total SW7470A**			BatchID: **273602**	Analysis Date: **01/28/2019**	Seq No: **8720122**

Analyte	Result	RPT Limit	SPK value	SPK Ref Val	%REC	Low Limit	High Limit	RPD Ref Val	%RPD	RPD Limit	Qual
Mercury	0.003761	0.00020	0.0040		94.0	75	125				

Sample ID: **1901K94-005BMSD**	Client ID: **MW-513BR-0119**			Units: **mg/L**	Prep Date: **01/28/2019**	Run No: **389841**
SampleType: **MSD**	TestCode: **Mercury, Total SW7470A**			BatchID: **273602**	Analysis Date: **01/28/2019**	Seq No: **8720123**

Analyte	Result	RPT Limit	SPK value	SPK Ref Val	%REC	Low Limit	High Limit	RPD Ref Val	%RPD	RPD Limit	Qual
Mercury	0.004147	0.00020	0.0040		104	75	125	0.003761	9.76	20	

Qualifiers:

>	Greater than Result value	<	Less than Result value	B	Analyte detected in the associated method blank
BRL	Below reporting limit	E	Estimated (value above quantitation range)	H	Holding times for preparation or analysis exceeded
J	Estimated value detected below Reporting Limit	N	Analyte not NELAC certified	R	RPD outside limits due to matrix
Rpt Lim	Reporting Limit	S	Spike Recovery outside limits due to matrix		

Client: Wood Environment & Infrastructure
Project Name: AGL - Augusta
Workorder: 1901K94

ANALYTICAL QC SUMMARY REPORT

BatchID: 273604

Sample ID: **MB-273604**	Client ID:				Units: **mg/L**		Prep Date: **01/28/2019**		Run No: **389843**
SampleType: **MBLK**	TestCode: **Mercury, Total SW7470A**				BatchID: **273604**		Analysis Date: **01/28/2019**		Seq No: **8720141**
Analyte	Result	RPT Limit	SPK value	SPK Ref Val	%REC	Low Limit	High Limit	RPD Ref Val	%RPD	RPD Limit	Qual
Mercury	BRL	0.00020									

Sample ID: **LCS-273604**	Client ID:				Units: **mg/L**		Prep Date: **01/28/2019**		Run No: **389843**
SampleType: **LCS**	TestCode: **Mercury, Total SW7470A**				BatchID: **273604**		Analysis Date: **01/28/2019**		Seq No: **8720142**
Analyte	Result	RPT Limit	SPK value	SPK Ref Val	%REC	Low Limit	High Limit	RPD Ref Val	%RPD	RPD Limit	Qual
Mercury	0.004190	0.00020	0.0040		105	80	120				

Sample ID: **1901K94-006BMS**	Client ID: **MW-500BR-0119**				Units: **mg/L**		Prep Date: **01/28/2019**		Run No: **389843**
SampleType: **MS**	TestCode: **Mercury, Total SW7470A**				BatchID: **273604**		Analysis Date: **01/28/2019**		Seq No: **8720144**
Analyte	Result	RPT Limit	SPK value	SPK Ref Val	%REC	Low Limit	High Limit	RPD Ref Val	%RPD	RPD Limit	Qual
Mercury	0.004171	0.00020	0.0040		104	75	125				

Sample ID: **1901K94-006BMSD**	Client ID: **MW-500BR-0119**				Units: **mg/L**		Prep Date: **01/28/2019**		Run No: **389843**
SampleType: **MSD**	TestCode: **Mercury, Total SW7470A**				BatchID: **273604**		Analysis Date: **01/28/2019**		Seq No: **8720145**
Analyte	Result	RPT Limit	SPK value	SPK Ref Val	%REC	Low Limit	High Limit	RPD Ref Val	%RPD	RPD Limit	Qual
Mercury	0.004134	0.00020	0.0040		103	75	125	0.004171	0.891	20	

Qualifiers:

>	Greater than Result value	<	Less than Result value	B	Analyte detected in the associated method blank
BRL	Below reporting limit	E	Estimated (value above quantitation range)	H	Holding times for preparation or analysis exceeded
J	Estimated value detected below Reporting Limit	N	Analyte not NELAC certified	R	RPD outside limits due to matrix
Rpt Lim	Reporting Limit	S	Spike Recovery outside limits due to matrix		

Client: Wood Environment & Infrastructure
Project Name: AGL - Augusta
Workorder: 1901K94

ANALYTICAL QC SUMMARY REPORT

BatchID: 273710

Sample ID: **MB-273710** Client ID: Units: **ug/L** Prep Date: **01/29/2019** Run No: **389870**
SampleType: **MBLK** TestCode: **Volatile Organic Compounds by GC/MS SW8260B** BatchID: **273710** Analysis Date: **01/29/2019** Seq No: **8720880**

Analyte	Result	RPT Limit	SPK value	SPK Ref Val	%REC	Low Limit	High Limit	RPD Ref Val	%RPD	RPD Limit	Qual
Acetone	BRL	50									
Benzene	BRL	5.0									
Carbon disulfide	BRL	5.0									
Ethylbenzene	BRL	5.0									
Methylene chloride	BRL	5.0									
Toluene	BRL	5.0									
Trichloroethene	BRL	5.0									
Xylenes, Total	BRL	5.0									
Surr: 4-Bromofluorobenzene	47.33	0	50.00		94.7	64	125				
Surr: Dibromofluoromethane	48.14	0	50.00		96.3	76.4	125				
Surr: Toluene-d8	48.93	0	50.00		97.9	78.3	116				

Sample ID: **LCS-273710** Client ID: Units: **ug/L** Prep Date: **01/29/2019** Run No: **389870**
SampleType: **LCS** TestCode: **Volatile Organic Compounds by GC/MS SW8260B** BatchID: **273710** Analysis Date: **01/29/2019** Seq No: **8722114**

Analyte	Result	RPT Limit	SPK value	SPK Ref Val	%REC	Low Limit	High Limit	RPD Ref Val	%RPD	RPD Limit	Qual
Benzene	52.07	5.0	50.00		104	72.3	126				
Toluene	54.08	5.0	50.00		108	70.5	128				
Trichloroethene	52.34	5.0	50.00		105	70.3	133				
Surr: 4-Bromofluorobenzene	48.35	0	50.00		96.7	64	125				
Surr: Dibromofluoromethane	48.39	0	50.00		96.8	76.4	125				
Surr: Toluene-d8	48.61	0	50.00		97.2	78.3	116				

Sample ID: **1901L64-025AMS** Client ID: Units: **ug/L** Prep Date: **01/29/2019** Run No: **390088**
SampleType: **MS** TestCode: **Volatile Organic Compounds by GC/MS SW8260B** BatchID: **273710** Analysis Date: **01/31/2019** Seq No: **8726604**

Analyte	Result	RPT Limit	SPK value	SPK Ref Val	%REC	Low Limit	High Limit	RPD Ref Val	%RPD	RPD Limit	Qual
Benzene	58.73	5.0	50.00		117	70.2	137				

Qualifiers:

>	Greater than Result value	<	Less than Result value	B	Analyte detected in the associated method blank
BRL	Below reporting limit	E	Estimated (value above quantitation range)	H	Holding times for preparation or analysis exceeded
J	Estimated value detected below Reporting Limit	N	Analyte not NELAC certified	R	RPD outside limits due to matrix
Rpt Lim	Reporting Limit	S	Spike Recovery outside limits due to matrix		

Client: Wood Environment & Infrastructure
Project Name: AGL - Augusta
Workorder: 1901K94

ANALYTICAL QC SUMMARY REPORT

BatchID: 273710

Sample ID: **1901L64-025AMS** Client ID: Units: **ug/L** Prep Date: **01/29/2019** Run No: **390088**
SampleType: **MS** TestCode: **Volatile Organic Compounds by GC/MS SW8260B** BatchID: **273710** Analysis Date: **01/31/2019** Seq No: **8726604**

Analyte	Result	RPT Limit	SPK value	SPK Ref Val	%REC	Low Limit	High Limit	RPD Ref Val	%RPD	RPD Limit	Qual
Toluene	59.42	5.0	50.00		119	67	141				
Trichloroethene	58.45	5.0	50.00		117	69.3	141				
Surr: 4-Bromofluorobenzene	46.18	0	50.00		92.4	64	125				
Surr: Dibromofluoromethane	47.42	0	50.00		94.8	76.4	125				
Surr: Toluene-d8	47.85	0	50.00		95.7	78.3	116				

Sample ID: **1901L64-024ADUP** Client ID: Units: **ug/L** Prep Date: **01/29/2019** Run No: **390088**
SampleType: **DUP** TestCode: **Volatile Organic Compounds by GC/MS SW8260B** BatchID: **273710** Analysis Date: **01/31/2019** Seq No: **8726603**

Analyte	Result	RPT Limit	SPK value	SPK Ref Val	%REC	Low Limit	High Limit	RPD Ref Val	%RPD	RPD Limit	Qual
Acetone	BRL	50						0	0	30	
Benzene	BRL	5.0						0	0	30	
Carbon disulfide	BRL	5.0						0	0	30	
Ethylbenzene	BRL	5.0						0	0	30	
Methylene chloride	BRL	5.0						0	0	30	
Toluene	BRL	5.0						0	0	30	
Trichloroethene	BRL	5.0						0	0	30	
Xylenes, Total	BRL	5.0						0	0	30	
Surr: 4-Bromofluorobenzene	46.50	0	50.00		93.0	64	125	47.55	0	0	
Surr: Dibromofluoromethane	48.55	0	50.00		97.1	76.4	125	49.18	0	0	
Surr: Toluene-d8	48.35	0	50.00		96.7	78.3	116	49.35	0	0	

Qualifiers:

>	Greater than Result value	<	Less than Result value	B	Analyte detected in the associated method blank
BRL	Below reporting limit	E	Estimated (value above quantitation range)	H	Holding times for preparation or analysis exceeded
J	Estimated value detected below Reporting Limit	N	Analyte not NELAC certified	R	RPD outside limits due to matrix
Rpt Lim	Reporting Limit	S	Spike Recovery outside limits due to matrix		

Client: Wood Environment & Infrastructure
Project Name: AGL - Augusta
Workorder: 1901K94

ANALYTICAL QC SUMMARY REPORT

BatchID: 273723

Sample ID: **MB-273723**	Client ID:					Units: **mg/L**		Prep Date: **01/29/2019**		Run No: **389976**
SampleType: **MBLK**	TestCode: **Cyanide SW9014**					BatchID: **273723**		Analysis Date: **01/29/2019**		Seq No: **8723973**
Analyte	Result	RPT Limit	SPK value	SPK Ref Val	%REC	Low Limit	High Limit	RPD Ref Val	%RPD	RPD Limit Qual
Cyanide, Total	BRL	0.010								

Sample ID: **LCS-273723**	Client ID:					Units: **mg/L**		Prep Date: **01/29/2019**		Run No: **389976**
SampleType: **LCS**	TestCode: **Cyanide SW9014**					BatchID: **273723**		Analysis Date: **01/29/2019**		Seq No: **8723977**
Analyte	Result	RPT Limit	SPK value	SPK Ref Val	%REC	Low Limit	High Limit	RPD Ref Val	%RPD	RPD Limit Qual
Cyanide, Total	0.2480	0.010	0.2500		99.2	85	115			

Sample ID: **1901K94-005DMS**	Client ID: **MW-513BR-0119**					Units: **mg/L**		Prep Date: **01/29/2019**		Run No: **389976**
SampleType: **MS**	TestCode: **Cyanide SW9014**					BatchID: **273723**		Analysis Date: **01/29/2019**		Seq No: **8723994**
Analyte	Result	RPT Limit	SPK value	SPK Ref Val	%REC	Low Limit	High Limit	RPD Ref Val	%RPD	RPD Limit Qual
Cyanide, Total	0.2650	0.010	0.2500		106	70	130			

Sample ID: **1901K94-005DMSD**	Client ID: **MW-513BR-0119**					Units: **mg/L**		Prep Date: **01/29/2019**		Run No: **389976**
SampleType: **MSD**	TestCode: **Cyanide SW9014**					BatchID: **273723**		Analysis Date: **01/29/2019**		Seq No: **8723995**
Analyte	Result	RPT Limit	SPK value	SPK Ref Val	%REC	Low Limit	High Limit	RPD Ref Val	%RPD	RPD Limit Qual
Cyanide, Total	0.2600	0.010	0.2500		104	70	130	0.2650	1.90	20

Qualifiers:

>	Greater than Result value	<	Less than Result value	B	Analyte detected in the associated method blank
BRL	Below reporting limit	E	Estimated (value above quantitation range)	H	Holding times for preparation or analysis exceeded
J	Estimated value detected below Reporting Limit	N	Analyte not NELAC certified	R	RPD outside limits due to matrix
Rpt Lim	Reporting Limit	S	Spike Recovery outside limits due to matrix		

Client: Wood Environment & Infrastructure
Project Name: AGL - Augusta
Workorder: 1901K94

ANALYTICAL QC SUMMARY REPORT

BatchID: 273748

Sample ID: **MB-273748**	Client ID:					Units: **mg/L**		Prep Date: **01/29/2019**		Run No: **389979**
SampleType: **MBLK**	TestCode: **Cyanide SW9014**					BatchID: **273748**		Analysis Date: **01/30/2019**		Seq No: **8724033**
Analyte	Result	RPT Limit	SPK value	SPK Ref Val	%REC	Low Limit	High Limit	RPD Ref Val	%RPD	RPD Limit Qual
Cyanide, Total	BRL	0.010								

Sample ID: **LCS-273748**	Client ID:					Units: **mg/L**		Prep Date: **01/29/2019**		Run No: **389979**
SampleType: **LCS**	TestCode: **Cyanide SW9014**					BatchID: **273748**		Analysis Date: **01/30/2019**		Seq No: **8724036**
Analyte	Result	RPT Limit	SPK value	SPK Ref Val	%REC	Low Limit	High Limit	RPD Ref Val	%RPD	RPD Limit Qual
Cyanide, Total	0.2540	0.010	0.2500		102	85	115			

Sample ID: **1901N39-005DMS**	Client ID:					Units: **mg/L**		Prep Date: **01/29/2019**		Run No: **389979**
SampleType: **MS**	TestCode: **Cyanide SW9014**					BatchID: **273748**		Analysis Date: **01/30/2019**		Seq No: **8724054**
Analyte	Result	RPT Limit	SPK value	SPK Ref Val	%REC	Low Limit	High Limit	RPD Ref Val	%RPD	RPD Limit Qual
Cyanide, Total	0.2610	0.010	0.2500		104	70	130			

Sample ID: **1901N39-005DMSD**	Client ID:					Units: **mg/L**		Prep Date: **01/29/2019**		Run No: **389979**
SampleType: **MSD**	TestCode: **Cyanide SW9014**					BatchID: **273748**		Analysis Date: **01/30/2019**		Seq No: **8724055**
Analyte	Result	RPT Limit	SPK value	SPK Ref Val	%REC	Low Limit	High Limit	RPD Ref Val	%RPD	RPD Limit Qual
Cyanide, Total	0.2670	0.010	0.2500		107	70	130	0.2610	2.27	20

Qualifiers:

>	Greater than Result value	<	Less than Result value	B	Analyte detected in the associated method blank
BRL	Below reporting limit	E	Estimated (value above quantitation range)	H	Holding times for preparation or analysis exceeded
J	Estimated value detected below Reporting Limit	N	Analyte not NELAC certified	R	RPD outside limits due to matrix
Rpt Lim	Reporting Limit	S	Spike Recovery outside limits due to matrix		

ANALYTICAL ENVIRONMENTAL SERVICES, INC.

AES

April 18, 2019

Daniel Howard
Wood Environment & Infrastructure
1075 Big Shanty Rd NW
Kennesaw GA 30144

RE: AGL Augusta

Dear Daniel Howard: Order No: 1901N39

Analytical Environmental Services, Inc. received 20 samples on January 25, 2019 5:25 pm
for the analyses presented in following report.

No problems were encountered during the analyses. Additionally, all results for the associated Quality Control samples were within EPA and/or AES established limits. Any discrepancies associated with the analyses contained herein will be noted and submitted in the form of a project Case Narrative.
AES's accreditations are as follows:
-NELAP/State of Florida Laboratory ID E87582 for analysis of Non-Potable Water, Solid & Chemical Materials, Air & Emissions Volatile Organics, and Drinking Water Microbiology & Metals, effective 07/01/18-06/30/19.
State of Georgia, Department of Natural Resources ID #800 for analysis of Drinking Water Metals, effective 07/01/18-06/30/19 and Total Coliforms/ E. coli, effective 04/25/17-04/24/20.
-AIHA-LAP, LLC Laboratory ID: 100671 for Industrial Hygiene samples (Metals and PCM Asbestos), Environmental Lead (Paint, Soil, Dust Wipes, Air), and Environmental Microbiology (Fungal) Direct Examination, effective until 11/01/19.
These results relate only to the items tested as received. This report may only be reproduced in full.

If you have any questions regarding these test results, please feel free to call.

Sincerely,

Ioana Pacurar

Ioana Pacurar
Project Manager

Revision 4/18/2019

ANALYTICAL ENVIRONMENTAL SERVICES, INC.
3080 Presidential Drive Atlanta, GA 30340-3704
Phone: (770) 457-8177 / Toll-Free: (800) 972-4889 / Fax: (770) 457-8188

CHAIN OF CUSTODY

Work Order: 1901N39

Date: 1/25/19 Page 1 of 2

COMPANY: Wood E+IS

ADDRESS: 1075 Big Shanty Rd, Ste 100 Kennesaw, GA 30144

PHONE: 770-421-3400

EMAIL:

SAMPLED BY: D Howard, E Guillen, A Shoredits

SIGNATURE: Daniel K Howard

#	SAMPLE ID	SAMPLED: DATE	SAMPLED: TIME	GRAB	COMPOSITE	MATRIX (see codes)	VOC 15T 8260	Tot metals+Hg 6020/7470	PAHs SIM 8270	CN 9014										REMARKS	Number of Containers
							PRESERVATION (see codes)														
							Vit	N	I	NaOH											
1	TB-03-0119	1/24/19	0900	X		W	2														2
2	MW-318-0119		1040	X		GW	2	1	2	1											6
3	MW-315-0119		1208	X		GW	2	1	2	1											6
4	MW-325-0119		1355	X		GW	2	1	2	1											6
5	MW-320-0119		1544	X		GW	2	1	2	1											6
6	MW-320-0119 MS/MSD		1544	X		GW	4	2	4	2											12
7	MW-508BR-0119		1125	X		GW	2	1	2	1											6
8	MW-12-0119		1320	X		GW	2	1	2	1											6
9	MW-311-0119		1520	X		GW	2	1	2	1											6
10	MW-214-0119		1700	X		GW	2	1	2	1											6
11	DUP-1-0119		1200	X		GW	2	1	2	1											6
12	MW-404DR-0119		1100	X		GW	2	1	2	1											6
13	MW-501S-0119		1300	X		GW	2	1	2	1											6
14	DUP-4-0119		1200	X		GW	2	1	2	1											6

Visit our website www.aesatlanta.com for downloadable COCs and to log in to your AESAccess account.

RELINQUISHED BY:	DATE/TIME:	RECEIVED BY:	DATE/TIME:
1. Daniel K Howard	1/25/19 1725	1. EssenceMoore	1/25/19 1725
2.		2.	
3.		3.	

PROJECT INFORMATION

PROJECT NAME: AGL Augusta

PROJECT #: 6122150235.01

SITE ADDRESS: 8th St + Walton Way Augusta, GA

SEND REPORT TO: John Quinn

INVOICE TO: (IF DIFFERENT FROM ABOVE)

QUOTE #: PO#:

RECEIPT

Total # of Containers

Turnaround Time (TAT) Request

- [X] Standard 5 Business Days
- [ ] 2 Business Day Rush
- [ ] Next Business Day Rush
- [ ] Same-Day Rush (auth req.)
- [ ] Other

STATE PROGRAM (if any):

E-mail? [ ] Fax? [ ]

DATA PACKAGE: I ○ II ● III ○ IV ○

SPECIAL INSTRUCTIONS/COMMENTS:

See attached sheet for reporting limits

SHIPMENT METHOD

OUT: / / VIA:

IN: / / VIA:

(client) FedEx UPS US mail courier Greyhound

other:

Submission of samples to the laboratory constitutes acceptance of AES's Terms & Conditions. Samples received after 3PM or on Saturday are considered as received the following business day. If no TAT is marked on COC, AES will proceed with standard TAT. Samples are disposed of 30 days after completion of report unless other arangements are made.

Matrix Codes: A = Air GW = Groundwater SE = Sediment SO = Soil SW = Surface Water WW = Waste Water W = Water (Blanks) DW = Drinking Water (Blanks) O = Other (specify)

Preservative Codes: H+I = Hydrochloric acid + ice I = Ice only N = Nitric acid S+I = Sulfuric acid + ice S/M+I = Sodium Bisulfate/Methanol + ice O = Other (specify) NA = None

White Copy - Original; Yellow Copy - Client

ANALYTICAL ENVIRONMENTAL SERVICES, INC.
3080 Presidential Drive Atlanta, GA 30340-3704
Phone: (770) 457-8177 / Toll-Free: (800) 972-4889 / Fax: (770) 457-8188

AES

CHAIN OF CUSTODY

Work Order: 1901N39

Date: 1/25/19 Page 2 of 2

COMPANY: Wood E+IS

ADDRESS: 1075 Big Shanty Rd, Ste 100 Kennesaw, GA 30144

PHONE: 770-421-3400

EMAIL:

SAMPLED BY: D Howard, E Guillen, A Shoredits

SIGNATURE: Daniel Howard

ANALYSIS REQUESTED

Visit our website www.aesatlanta.com for downloadable COCs and to log in to your AESAccess account.

#	SAMPLE ID	SAMPLED: DATE	SAMPLED: TIME	GRAB	COMPOSITE	MATRIX (see codes)	VOC list 8260 (H I)	Tot metals + Hg 6020/7470 (N)	PAHs SIM 8270 (I)	CN 9014 (NaOH)	REMARKS	Number of Containers
1	MW-408S-0119	1/24/19	1525	X		GW	2	1	2	1		6
2	MW-408DR-0119	1/24/19	1700	X		GW	2	1	2	1		6
3	TB-04-0119	1/25/19	0900	X		W	2					2
4	MW-21-0119	↓	0952	X		GW	2	1	2	1		6
5	MW-319-0119	↓	1005	X		GW	2	1	2	1		6
6	MW-22-0119	↓	0920	X		GW	2	1	2	1		6
7	MW-313-0119	↓	1130	X		GW	2	1	2	1		6
8	Temp Blank											
9												
10												
11												
12												
13												
14												

PRESERVATION (see codes)

RELINQUISHED BY:	DATE/TIME:	RECEIVED BY:	DATE/TIME:
1. Daniel L Howard	1/25/19 1725	1. Essence Moore	1/25/19 17:25
2.		2.	
3.		3.	

SPECIAL INSTRUCTIONS/COMMENTS: See attached sheet for reporting limits

SHIPMENT METHOD
OUT: / / VIA:
IN: / / VIA:
client FedEx UPS US mail courier Greyhound
other: _____

PROJECT INFORMATION
PROJECT NAME: AGL Augusta
PROJECT #: 6122150235.01
SITE ADDRESS: 8th St + Walton Way Augusta, GA
SEND REPORT TO: John Quinn
INVOICE TO:
(IF DIFFERENT FROM ABOVE)
QUOTE #: _____ PO#: _____

RECEIPT
Total # of Containers

Turnaround Time (TAT) Request
- [x] Standard 5 Business Days
- [ ] 2 Business Day Rush
- [ ] Next Business Day Rush
- [ ] Same-Day Rush (auth req.)
- [ ] Other _____

STATE PROGRAM (if any): _____
E-mail? [ ] Fax? [ ]
DATA PACKAGE: I ○ II ● III ○ IV ○

Submission of samples to the laboratory constitutes acceptance of AES's Terms & Conditions. Samples received after 3PM or on Saturday are considered as received the following business day. If no TAT is marked on COC, AES will proceed with standard TAT. Samples are disposed of 30 days after completion of report unless other arangements are made.

Matrix Codes: A = Air GW = Groundwater SE = Sediment SO = Soil SW = Surface Water WW = Waste Water W = Water (Blanks) DW = Drinking Water (Blanks) O = Other (specify)

Preservative Codes: H+I = Hydrochloric acid + ice I = Ice only N = Nitric acid S+I = Sulfuric acid + ice S/M+I = Sodium Bisulfate/Methanol + ice O = Other (specify) NA = None

White Copy - Original; Yellow Copy - Client

Table 2-3
Site-Specific Constituents of Interest
Atlanta Gas Light Company
Former Manufactured Gas Plant Site
Augusta, Georgia

Volatile Organic Compounds (VOCs), (SW-846 Method 8260B)		
Acetone - 50 ug/L	Ethylbenzene - 5 ug/L	Trichloroethylene - 5 ug/L
Benzene - 5 ug/L	Methylene Chloride - 5 ug/L	Xylenes (total) - 5 ug/L
Carbon Disulfide - 5 ug/L	Toluene - 5 ug/L	
Polynuclear Aromatic Hydrocarbons (SIM SW-846 Method 8270D)		
Acenaphthene - 0.5 ug/L	Benzo(g,h,i)perylene - 0.1 ug/L	Indeno(1,2,3-cd)pyrene- 0.05 ug/L
Acenaphthylene - 1 ug/L	Benzo(k)fluoranthene - 0.05 ug/L	Naphthalene- 0.5 ug/L
Anthracene - 0.05 ug/L	Chrysene - 0.05 ug/L	Phenanthrene- 0.05 ug/L
Benzo(a)anthracene - 0.05 ug/L	Dibenzo(a,h)anthracene - 0.1 ug/L	Pyrene- 0.05 ug/L
Benzo(a)pyrene - 0.05 ug/L	Fluoranthene- 0.1 ug/L	
Benzo(b)fluoranthene - 0.1 ug/L	Fluorene- 0.1 ug/L	
Inorganics (SW-846 Methods 6010C, 7470A, 6020, and 9010/9012)		
Antimony -0 .006 mg/L	Copper - 0.01 mg/L	Vanadium - 0.01 mg/L
Arsenic - 0.05 mg/L	Lead - 0.01 mg/L	Zinc - 0.02 mg/L
Barium - 0.004 mg/L	Mercury-0.0002 mg/L	
Beryllium - 0.004 mg/L	Nickel - 0.02 mg/L	Cyanide - 0.01 mg/L
Cadmium - 0.005 mg/L	Selenium - 0.02 mg/L	
Chromium - 0.01 mg/L	Thallium - 0.002 mg/L	

DLH 7/19/16

Analytical Environmental Services, Inc

Date: 18-Apr-19

Client: Wood Environment & Infrastructure
Project: AGL Augusta
Lab ID: 1901N39

Case Narrative

PAH Analysis by 8270C SIM:

Due to sample matrix, samples 1901N39-015C & 002C required dilution during analysis resulting in elevated reporting limits.

Analytical Environmental Services, Inc **Date:** 18-Apr-19

Client:	Wood Environment & Infrastructure	**Client Sample ID:**	TB-03-0119
Project Name:	AGL Augusta	**Collection Date:**	1/24/2019 9:00:00 AM
Lab ID:	1901N39-001	**Matrix:**	Aqueous

Analyses	Result	Reporting Limit	Qual	Units	BatchID	Dilution Factor	Date Analyzed	Analyst
Volatile Organic Compounds by GC/MS SW8260D				**(SW5030B)**				
Acetone	BRL	50		ug/L	273727	1	01/29/2019 12:29	ZH
Benzene	BRL	5.0		ug/L	273727	1	01/29/2019 12:29	ZH
Carbon disulfide	BRL	5.0		ug/L	273727	1	01/29/2019 12:29	ZH
Ethylbenzene	BRL	5.0		ug/L	273727	1	01/29/2019 12:29	ZH
Methylene chloride	BRL	5.0		ug/L	273727	1	01/29/2019 12:29	ZH
Trichloroethene	BRL	5.0		ug/L	273727	1	01/29/2019 12:29	ZH
Toluene	BRL	5.0		ug/L	273727	1	01/29/2019 12:29	ZH
Xylenes, Total	BRL	5.0		ug/L	273727	1	01/29/2019 12:29	ZH
Surr: 4-Bromofluorobenzene	93.7	64-125		%REC	273727	1	01/29/2019 12:29	ZH
Surr: Dibromofluoromethane	94	76.4-125		%REC	273727	1	01/29/2019 12:29	ZH
Surr: Toluene-d8	96.1	78.3-116		%REC	273727	1	01/29/2019 12:29	ZH

Qualifiers:

- * Value exceeds maximum contaminant level
- BRL Below reporting limit
- H Holding times for preparation or analysis exceeded
- N Analyte not NELAC certified
- B Analyte detected in the associated method blank
- > Greater than Result value
- E Estimated (value above quantitation range)
- S Spike Recovery outside limits due to matrix
- Narr See case narrative
- NC Not confirmed
- < Less than Result value
- J Estimated value detected below Reporting Limit

Analytical Environmental Services, Inc **Date:** 18-Apr-19

Client:	Wood Environment & Infrastructure	**Client Sample ID:**	MW-318-0119
Project Name:	AGL Augusta	**Collection Date:**	1/24/2019 10:40:00 AM
Lab ID:	1901N39-002	**Matrix:**	Groundwater

Analyses	Result	Reporting Limit	Qual	Units	BatchID	Dilution Factor	Date Analyzed	Analyst
Volatile Organic Compounds by GC/MS SW8260D				**(SW5030B)**				
Acetone	BRL	50		ug/L	273727	1	02/01/2019 12:35	OM
Benzene	BRL	5.0		ug/L	273727	1	02/01/2019 12:35	OM
Carbon disulfide	BRL	5.0		ug/L	273727	1	02/01/2019 12:35	OM
Ethylbenzene	BRL	5.0		ug/L	273727	1	02/01/2019 12:35	OM
Methylene chloride	BRL	5.0		ug/L	273727	1	02/01/2019 12:35	OM
Trichloroethene	BRL	5.0		ug/L	273727	1	02/01/2019 12:35	OM
Toluene	BRL	5.0		ug/L	273727	1	02/01/2019 12:35	OM
Xylenes, Total	BRL	5.0		ug/L	273727	1	02/01/2019 12:35	OM
Surr: 4-Bromofluorobenzene	96	64-125		%REC	273727	1	02/01/2019 12:35	OM
Surr: Dibromofluoromethane	98	76.4-125		%REC	273727	1	02/01/2019 12:35	OM
Surr: Toluene-d8	98.2	78.3-116		%REC	273727	1	02/01/2019 12:35	OM
Total Metals by ICP/MS SW6020B				**(SW3005A)**				
Antimony	BRL	0.00600		mg/L	273618	1	01/30/2019 16:04	KP
Arsenic	BRL	0.0500		mg/L	273618	1	01/30/2019 16:04	KP
Barium	0.561	0.00400		mg/L	273618	1	01/30/2019 16:04	KP
Beryllium	BRL	0.00400		mg/L	273618	1	01/30/2019 16:04	KP
Cadmium	BRL	0.00500		mg/L	273618	1	01/30/2019 16:04	KP
Chromium	BRL	0.0100		mg/L	273618	1	01/30/2019 16:04	KP
Copper	BRL	0.0100		mg/L	273618	1	01/30/2019 16:04	KP
Lead	BRL	0.0100		mg/L	273618	1	01/30/2019 16:04	KP
Nickel	BRL	0.0200		mg/L	273618	1	01/30/2019 16:04	KP
Selenium	BRL	0.0200		mg/L	273618	1	01/30/2019 16:04	KP
Thallium	BRL	0.00200		mg/L	273618	1	01/30/2019 16:04	KP
Vanadium	BRL	0.0100		mg/L	273618	1	01/30/2019 16:04	KP
Zinc	BRL	0.0200		mg/L	273618	1	01/30/2019 16:04	KP
SIM Polynuclear Aromatic Hydrocarbons SW8270E				**(SW3510C)**				
Naphthalene	3.7	0.50		ug/L	273598	1	01/29/2019 15:04	YH
Acenaphthylene	BRL	1.0		ug/L	273598	1	01/29/2019 15:04	YH
Acenaphthene	BRL	50		ug/L	273598	100	01/30/2019 12:02	YH
Fluorene	3.9	0.10		ug/L	273598	1	01/29/2019 15:04	YH
Phenanthrene	2.2	0.050		ug/L	273598	1	01/29/2019 15:04	YH
Anthracene	0.51	0.050		ug/L	273598	1	01/29/2019 15:04	YH
Fluoranthene	0.26	0.10		ug/L	273598	1	01/29/2019 15:04	YH
Pyrene	0.31	0.050		ug/L	273598	1	01/29/2019 15:04	YH
Benz(a)anthracene	BRL	0.050		ug/L	273598	1	01/29/2019 15:04	YH
Chrysene	BRL	0.050		ug/L	273598	1	01/29/2019 15:04	YH
Benzo(b)fluoranthene	BRL	0.10		ug/L	273598	1	01/29/2019 15:04	YH
Benzo(k)fluoranthene	BRL	0.050		ug/L	273598	1	01/29/2019 15:04	YH
Benzo(a)pyrene	BRL	0.050		ug/L	273598	1	01/29/2019 15:04	YH

Qualifiers:

- * Value exceeds maximum contaminant level
- BRL Below reporting limit
- H Holding times for preparation or analysis exceeded
- N Analyte not NELAC certified
- B Analyte detected in the associated method blank
- > Greater than Result value
- E Estimated (value above quantitation range)
- S Spike Recovery outside limits due to matrix
- Narr See case narrative
- NC Not confirmed
- < Less than Result value
- J Estimated value detected below Reporting Limit

Analytical Environmental Services, Inc **Date:** 18-Apr-19

Client:	Wood Environment & Infrastructure	**Client Sample ID:**	MW-318-0119
Project Name:	AGL Augusta	**Collection Date:**	1/24/2019 10:40:00 AM
Lab ID:	1901N39-002	**Matrix:**	Groundwater

Analyses	Result	Reporting Limit	Qual	Units	BatchID	Dilution Factor	Date Analyzed	Analyst
SIM Polynuclear Aromatic Hydrocarbons SW8270E				**(SW3510C)**				
Indeno(1,2,3-cd)pyrene	BRL	0.050		ug/L	273598	1	01/29/2019 15:04	YH
Dibenz(a,h)anthracene	BRL	0.10		ug/L	273598	1	01/29/2019 15:04	YH
Benzo(g,h,i)perylene	BRL	0.10		ug/L	273598	1	01/29/2019 15:04	YH
Surr: 4-Terphenyl-d14	98.7	69.4-138		%REC	273598	1	01/29/2019 15:04	YH
Mercury, Total SW7470A				**(SW7470A)**				
Mercury	BRL	0.00020		mg/L	273679	1	01/29/2019 16:21	CD
Cyanide SW9014				**(SW9010C)**				
Cyanide, Total	BRL	0.010		mg/L	273748	1	01/30/2019 11:45	AT

Qualifiers:

*	Value exceeds maximum contaminant level	E	Estimated (value above quantitation range)
BRL	Below reporting limit	S	Spike Recovery outside limits due to matrix
H	Holding times for preparation or analysis exceeded	Narr	See case narrative
N	Analyte not NELAC certified	NC	Not confirmed
B	Analyte detected in the associated method blank	<	Less than Result value
>	Greater than Result value	J	Estimated value detected below Reporting Limit

Analytical Environmental Services, Inc **Date:** 18-Apr-19

Client:	Wood Environment & Infrastructure	**Client Sample ID:**	MW-315-0119
Project Name:	AGL Augusta	**Collection Date:**	1/24/2019 12:08:00 PM
Lab ID:	1901N39-003	**Matrix:**	Groundwater

Analyses	Result	Reporting Limit	Qual	Units	BatchID	Dilution Factor	Date Analyzed	Analyst
Volatile Organic Compounds by GC/MS SW8260D				**(SW5030B)**				
Acetone	BRL	50		ug/L	273727	1	02/01/2019 13:00	OM
Benzene	BRL	5.0		ug/L	273727	1	02/01/2019 13:00	OM
Carbon disulfide	BRL	5.0		ug/L	273727	1	02/01/2019 13:00	OM
Ethylbenzene	BRL	5.0		ug/L	273727	1	02/01/2019 13:00	OM
Methylene chloride	BRL	5.0		ug/L	273727	1	02/01/2019 13:00	OM
Trichloroethene	BRL	5.0		ug/L	273727	1	02/01/2019 13:00	OM
Toluene	BRL	5.0		ug/L	273727	1	02/01/2019 13:00	OM
Xylenes, Total	BRL	5.0		ug/L	273727	1	02/01/2019 13:00	OM
Surr: 4-Bromofluorobenzene	95.6	64-125		%REC	273727	1	02/01/2019 13:00	OM
Surr: Dibromofluoromethane	97.9	76.4-125		%REC	273727	1	02/01/2019 13:00	OM
Surr: Toluene-d8	98.8	78.3-116		%REC	273727	1	02/01/2019 13:00	OM
Total Metals by ICP/MS SW6020B				**(SW3005A)**				
Antimony	BRL	0.00600		mg/L	273618	1	01/30/2019 16:07	KP
Arsenic	BRL	0.0500		mg/L	273618	1	01/30/2019 16:07	KP
Barium	0.396	0.00400		mg/L	273618	1	01/30/2019 16:07	KP
Beryllium	BRL	0.00400		mg/L	273618	1	01/30/2019 16:07	KP
Cadmium	BRL	0.00500		mg/L	273618	1	01/30/2019 16:07	KP
Chromium	BRL	0.0100		mg/L	273618	1	01/30/2019 16:07	KP
Copper	BRL	0.0100		mg/L	273618	1	01/30/2019 16:07	KP
Lead	BRL	0.0100		mg/L	273618	1	01/30/2019 16:07	KP
Nickel	BRL	0.0200		mg/L	273618	1	01/30/2019 16:07	KP
Selenium	BRL	0.0200		mg/L	273618	1	01/30/2019 16:07	KP
Thallium	BRL	0.00200		mg/L	273618	1	01/30/2019 16:07	KP
Vanadium	BRL	0.0100		mg/L	273618	1	01/30/2019 16:07	KP
Zinc	BRL	0.0200		mg/L	273618	1	01/30/2019 16:07	KP
SIM Polynuclear Aromatic Hydrocarbons SW8270E				**(SW3510C)**				
Naphthalene	BRL	0.50		ug/L	273598	1	01/29/2019 15:33	YH
Acenaphthylene	BRL	1.0		ug/L	273598	1	01/29/2019 15:33	YH
Acenaphthene	2.1	0.50		ug/L	273598	1	01/29/2019 15:33	YH
Fluorene	BRL	0.10		ug/L	273598	1	01/29/2019 15:33	YH
Phenanthrene	BRL	0.050		ug/L	273598	1	01/29/2019 15:33	YH
Anthracene	BRL	0.050		ug/L	273598	1	01/29/2019 15:33	YH
Fluoranthene	BRL	0.10		ug/L	273598	1	01/29/2019 15:33	YH
Pyrene	0.067	0.050		ug/L	273598	1	01/29/2019 15:33	YH
Benz(a)anthracene	BRL	0.050		ug/L	273598	1	01/29/2019 15:33	YH
Chrysene	BRL	0.050		ug/L	273598	1	01/29/2019 15:33	YH
Benzo(b)fluoranthene	BRL	0.10		ug/L	273598	1	01/29/2019 15:33	YH
Benzo(k)fluoranthene	BRL	0.050		ug/L	273598	1	01/29/2019 15:33	YH
Benzo(a)pyrene	BRL	0.050		ug/L	273598	1	01/29/2019 15:33	YH

Qualifiers:

- * Value exceeds maximum contaminant level
- BRL Below reporting limit
- H Holding times for preparation or analysis exceeded
- N Analyte not NELAC certified
- B Analyte detected in the associated method blank
- > Greater than Result value
- E Estimated (value above quantitation range)
- S Spike Recovery outside limits due to matrix
- Narr See case narrative
- NC Not confirmed
- < Less than Result value
- J Estimated value detected below Reporting Limit

Analytical Environmental Services, Inc **Date:** 18-Apr-19

Client:	Wood Environment & Infrastructure	**Client Sample ID:**	MW-315-0119
Project Name:	AGL Augusta	**Collection Date:**	1/24/2019 12:08:00 PM
Lab ID:	1901N39-003	**Matrix:**	Groundwater

Analyses	Result	Reporting Limit	Qual	Units	BatchID	Dilution Factor	Date Analyzed	Analyst
SIM Polynuclear Aromatic Hydrocarbons SW8270E				**(SW3510C)**				
Indeno(1,2,3-cd)pyrene	BRL	0.050		ug/L	273598	1	01/29/2019 15:33	YH
Dibenz(a,h)anthracene	BRL	0.10		ug/L	273598	1	01/29/2019 15:33	YH
Benzo(g,h,i)perylene	BRL	0.10		ug/L	273598	1	01/29/2019 15:33	YH
Surr: 4-Terphenyl-d14	107	69.4-138		%REC	273598	1	01/29/2019 15:33	YH
Mercury, Total SW7470A				**(SW7470A)**				
Mercury	BRL	0.00020		mg/L	273679	1	01/29/2019 16:44	CD
Cyanide SW9014				**(SW9010C)**				
Cyanide, Total	BRL	0.010		mg/L	273748	1	01/30/2019 11:45	AT

Qualifiers:

*	Value exceeds maximum contaminant level	E	Estimated (value above quantitation range)
BRL	Below reporting limit	S	Spike Recovery outside limits due to matrix
H	Holding times for preparation or analysis exceeded	Narr	See case narrative
N	Analyte not NELAC certified	NC	Not confirmed
B	Analyte detected in the associated method blank	<	Less than Result value
>	Greater than Result value	J	Estimated value detected below Reporting Limit

Analytical Environmental Services, Inc **Date:** 18-Apr-19

Client:	Wood Environment & Infrastructure	**Client Sample ID:**	MW-325-0119
Project Name:	AGL Augusta	**Collection Date:**	1/24/2019 1:55:00 PM
Lab ID:	1901N39-004	**Matrix:**	Groundwater

Analyses	Result	Reporting Limit	Qual	Units	BatchID	Dilution Factor	Date Analyzed	Analyst
Volatile Organic Compounds by GC/MS SW8260D				**(SW5030B)**				
Acetone	BRL	50		ug/L	273727	1	02/01/2019 15:04	CC
Benzene	BRL	5.0		ug/L	273727	1	02/01/2019 15:04	CC
Carbon disulfide	BRL	5.0		ug/L	273727	1	02/01/2019 15:04	CC
Ethylbenzene	BRL	5.0		ug/L	273727	1	02/01/2019 15:04	CC
Methylene chloride	BRL	5.0		ug/L	273727	1	02/01/2019 15:04	CC
Trichloroethene	BRL	5.0		ug/L	273727	1	02/01/2019 15:04	CC
Toluene	BRL	5.0		ug/L	273727	1	02/01/2019 15:04	CC
Xylenes, Total	BRL	5.0		ug/L	273727	1	02/01/2019 15:04	CC
Surr: 4-Bromofluorobenzene	86.1	64-125		%REC	273727	1	02/01/2019 15:04	CC
Surr: Dibromofluoromethane	90.7	76.4-125		%REC	273727	1	02/01/2019 15:04	CC
Surr: Toluene-d8	90.6	78.3-116		%REC	273727	1	02/01/2019 15:04	CC
Total Metals by ICP/MS SW6020B				**(SW3005A)**				
Antimony	BRL	0.00600		mg/L	273618	1	01/30/2019 17:18	KP
Arsenic	BRL	0.0500		mg/L	273618	1	01/30/2019 17:18	KP
Barium	0.102	0.00400		mg/L	273618	1	01/30/2019 17:18	KP
Beryllium	BRL	0.00400		mg/L	273618	1	01/30/2019 17:18	KP
Cadmium	BRL	0.00500		mg/L	273618	1	01/30/2019 17:18	KP
Chromium	BRL	0.0100		mg/L	273618	1	01/30/2019 17:18	KP
Copper	BRL	0.0100		mg/L	273618	1	01/30/2019 17:18	KP
Lead	BRL	0.0100		mg/L	273618	1	01/30/2019 17:18	KP
Nickel	BRL	0.0200		mg/L	273618	1	01/30/2019 17:18	KP
Selenium	BRL	0.0200		mg/L	273618	1	01/30/2019 17:18	KP
Thallium	BRL	0.00200		mg/L	273618	1	01/30/2019 17:18	KP
Vanadium	BRL	0.0100		mg/L	273618	1	01/30/2019 17:18	KP
Zinc	BRL	0.0200		mg/L	273618	1	01/30/2019 17:18	KP
SIM Polynuclear Aromatic Hydrocarbons SW8270E				**(SW3510C)**				
Naphthalene	BRL	0.50		ug/L	273598	1	01/29/2019 16:01	YH
Acenaphthylene	BRL	1.0		ug/L	273598	1	01/29/2019 16:01	YH
Acenaphthene	BRL	0.50		ug/L	273598	1	01/29/2019 16:01	YH
Fluorene	BRL	0.10		ug/L	273598	1	01/29/2019 16:01	YH
Phenanthrene	BRL	0.050		ug/L	273598	1	01/29/2019 16:01	YH
Anthracene	BRL	0.050		ug/L	273598	1	01/29/2019 16:01	YH
Fluoranthene	BRL	0.10		ug/L	273598	1	01/29/2019 16:01	YH
Pyrene	BRL	0.050		ug/L	273598	1	01/29/2019 16:01	YH
Benz(a)anthracene	BRL	0.050		ug/L	273598	1	01/29/2019 16:01	YH
Chrysene	BRL	0.050		ug/L	273598	1	01/29/2019 16:01	YH
Benzo(b)fluoranthene	BRL	0.10		ug/L	273598	1	01/29/2019 16:01	YH
Benzo(k)fluoranthene	BRL	0.050		ug/L	273598	1	01/29/2019 16:01	YH
Benzo(a)pyrene	BRL	0.050		ug/L	273598	1	01/29/2019 16:01	YH

Qualifiers:

- * Value exceeds maximum contaminant level
- BRL Below reporting limit
- H Holding times for preparation or analysis exceeded
- N Analyte not NELAC certified
- B Analyte detected in the associated method blank
- > Greater than Result value
- E Estimated (value above quantitation range)
- S Spike Recovery outside limits due to matrix
- Narr See case narrative
- NC Not confirmed
- < Less than Result value
- J Estimated value detected below Reporting Limit

Analytical Environmental Services, Inc **Date:** 18-Apr-19

Client:	Wood Environment & Infrastructure	**Client Sample ID:**	MW-325-0119
Project Name:	AGL Augusta	**Collection Date:**	1/24/2019 1:55:00 PM
Lab ID:	1901N39-004	**Matrix:**	Groundwater

Analyses	Result	Reporting Limit	Qual	Units	BatchID	Dilution Factor	Date Analyzed	Analyst
SIM Polynuclear Aromatic Hydrocarbons SW8270E				**(SW3510C)**				
Indeno(1,2,3-cd)pyrene	BRL	0.050		ug/L	273598	1	01/29/2019 16:01	YH
Dibenz(a,h)anthracene	BRL	0.10		ug/L	273598	1	01/29/2019 16:01	YH
Benzo(g,h,i)perylene	BRL	0.10		ug/L	273598	1	01/29/2019 16:01	YH
Surr: 4-Terphenyl-d14	97	69.4-138		%REC	273598	1	01/29/2019 16:01	YH
Mercury, Total SW7470A				**(SW7470A)**				
Mercury	BRL	0.00020		mg/L	273679	1	01/29/2019 16:48	CD
Cyanide SW9014				**(SW9010C)**				
Cyanide, Total	BRL	0.010		mg/L	273748	1	01/30/2019 11:45	AT

Qualifiers:

*	Value exceeds maximum contaminant level	E	Estimated (value above quantitation range)
BRL	Below reporting limit	S	Spike Recovery outside limits due to matrix
H	Holding times for preparation or analysis exceeded	Narr	See case narrative
N	Analyte not NELAC certified	NC	Not confirmed
B	Analyte detected in the associated method blank	<	Less than Result value
>	Greater than Result value	J	Estimated value detected below Reporting Limit

Analytical Environmental Services, Inc **Date:** 18-Apr-19

Client:	Wood Environment & Infrastructure	**Client Sample ID:**	MW-320-0119
Project Name:	AGL Augusta	**Collection Date:**	1/24/2019 3:44:00 PM
Lab ID:	1901N39-005	**Matrix:**	Groundwater

Analyses	Result	Reporting Limit	Qual	Units	BatchID	Dilution Factor	Date Analyzed	Analyst
Volatile Organic Compounds by GC/MS SW8260D				**(SW5030B)**				
Acetone	BRL	50		ug/L	273727	1	01/29/2019 17:14	ZH
Benzene	BRL	5.0		ug/L	273727	1	01/29/2019 17:14	ZH
Carbon disulfide	BRL	5.0		ug/L	273727	1	01/29/2019 17:14	ZH
Ethylbenzene	BRL	5.0		ug/L	273727	1	01/29/2019 17:14	ZH
Methylene chloride	BRL	5.0		ug/L	273727	1	01/29/2019 17:14	ZH
Trichloroethene	BRL	5.0		ug/L	273727	1	01/29/2019 17:14	ZH
Toluene	BRL	5.0		ug/L	273727	1	01/29/2019 17:14	ZH
Xylenes, Total	BRL	5.0		ug/L	273727	1	01/29/2019 17:14	ZH
Surr: 4-Bromofluorobenzene	92	64-125		%REC	273727	1	01/29/2019 17:14	ZH
Surr: Dibromofluoromethane	90	76.4-125		%REC	273727	1	01/29/2019 17:14	ZH
Surr: Toluene-d8	94.9	78.3-116		%REC	273727	1	01/29/2019 17:14	ZH
Total Metals by ICP/MS SW6020B				**(SW3005A)**				
Antimony	BRL	0.00600		mg/L	273618	1	01/30/2019 15:43	KP
Arsenic	BRL	0.0500		mg/L	273618	1	01/30/2019 15:43	KP
Barium	0.0166	0.00400		mg/L	273618	1	01/30/2019 15:43	KP
Beryllium	BRL	0.00400		mg/L	273618	1	01/30/2019 15:43	KP
Cadmium	BRL	0.00500		mg/L	273618	1	01/30/2019 15:43	KP
Chromium	BRL	0.0100		mg/L	273618	1	01/30/2019 15:43	KP
Copper	BRL	0.0100		mg/L	273618	1	01/30/2019 15:43	KP
Lead	BRL	0.0100		mg/L	273618	1	01/30/2019 15:43	KP
Nickel	BRL	0.0200		mg/L	273618	1	01/30/2019 15:43	KP
Selenium	BRL	0.0200		mg/L	273618	1	01/30/2019 15:43	KP
Thallium	BRL	0.00200		mg/L	273618	1	01/30/2019 15:43	KP
Vanadium	BRL	0.0100		mg/L	273618	1	01/30/2019 15:43	KP
Zinc	BRL	0.0200		mg/L	273618	1	01/30/2019 15:43	KP
SIM Polynuclear Aromatic Hydrocarbons SW8270E				**(SW3510C)**				
Naphthalene	BRL	0.50		ug/L	273598	1	01/29/2019 16:30	YH
Acenaphthylene	BRL	1.0		ug/L	273598	1	01/29/2019 16:30	YH
Acenaphthene	BRL	0.50		ug/L	273598	1	01/29/2019 16:30	YH
Fluorene	BRL	0.10		ug/L	273598	1	01/29/2019 16:30	YH
Phenanthrene	BRL	0.050		ug/L	273598	1	01/29/2019 16:30	YH
Anthracene	BRL	0.050		ug/L	273598	1	01/29/2019 16:30	YH
Fluoranthene	BRL	0.10		ug/L	273598	1	01/29/2019 16:30	YH
Pyrene	BRL	0.050		ug/L	273598	1	01/29/2019 16:30	YH
Benz(a)anthracene	BRL	0.050		ug/L	273598	1	01/29/2019 16:30	YH
Chrysene	BRL	0.050		ug/L	273598	1	01/29/2019 16:30	YH
Benzo(b)fluoranthene	BRL	0.10		ug/L	273598	1	01/29/2019 16:30	YH
Benzo(k)fluoranthene	BRL	0.050		ug/L	273598	1	01/29/2019 16:30	YH
Benzo(a)pyrene	BRL	0.050		ug/L	273598	1	01/29/2019 16:30	YH

Qualifiers:

- * Value exceeds maximum contaminant level
- BRL Below reporting limit
- H Holding times for preparation or analysis exceeded
- N Analyte not NELAC certified
- B Analyte detected in the associated method blank
- > Greater than Result value
- E Estimated (value above quantitation range)
- S Spike Recovery outside limits due to matrix
- Narr See case narrative
- NC Not confirmed
- < Less than Result value
- J Estimated value detected below Reporting Limit

Analytical Environmental Services, Inc **Date:** 18-Apr-19

Client:	Wood Environment & Infrastructure	**Client Sample ID:**	MW-320-0119
Project Name:	AGL Augusta	**Collection Date:**	1/24/2019 3:44:00 PM
Lab ID:	1901N39-005	**Matrix:**	Groundwater

Analyses	Result	Reporting Limit	Qual	Units	BatchID	Dilution Factor	Date Analyzed	Analyst
SIM Polynuclear Aromatic Hydrocarbons SW8270E				**(SW3510C)**				
Indeno(1,2,3-cd)pyrene	BRL	0.050		ug/L	273598	1	01/29/2019 16:30	YH
Dibenz(a,h)anthracene	BRL	0.10		ug/L	273598	1	01/29/2019 16:30	YH
Benzo(g,h,i)perylene	BRL	0.10		ug/L	273598	1	01/29/2019 16:30	YH
Surr: 4-Terphenyl-d14	83.4	69.4-138		%REC	273598	1	01/29/2019 16:30	YH
Mercury, Total SW7470A				**(SW7470A)**				
Mercury	BRL	0.00020		mg/L	273679	1	01/29/2019 15:57	CD
Cyanide SW9014				**(SW9010C)**				
Cyanide, Total	BRL	0.010		mg/L	273748	1	01/30/2019 11:45	AT

Qualifiers:

*	Value exceeds maximum contaminant level	E	Estimated (value above quantitation range)
BRL	Below reporting limit	S	Spike Recovery outside limits due to matrix
H	Holding times for preparation or analysis exceeded	Narr	See case narrative
N	Analyte not NELAC certified	NC	Not confirmed
B	Analyte detected in the associated method blank	<	Less than Result value
>	Greater than Result value	J	Estimated value detected below Reporting Limit

Analytical Environmental Services, Inc **Date:** 18-Apr-19

Client:	Wood Environment & Infrastructure	**Client Sample ID:**	MW-508BR-0119
Project Name:	AGL Augusta	**Collection Date:**	1/24/2019 11:25:00 AM
Lab ID:	1901N39-006	**Matrix:**	Groundwater

Analyses	Result	Reporting Limit	Qual	Units	BatchID	Dilution Factor	Date Analyzed	Analyst
Volatile Organic Compounds by GC/MS SW8260D				**(SW5030B)**				
Acetone	BRL	50		ug/L	273727	1	01/29/2019 17:38	ZH
Benzene	BRL	5.0		ug/L	273727	1	01/29/2019 17:38	ZH
Carbon disulfide	BRL	5.0		ug/L	273727	1	01/29/2019 17:38	ZH
Ethylbenzene	BRL	5.0		ug/L	273727	1	01/29/2019 17:38	ZH
Methylene chloride	BRL	5.0		ug/L	273727	1	01/29/2019 17:38	ZH
Trichloroethene	BRL	5.0		ug/L	273727	1	01/29/2019 17:38	ZH
Toluene	BRL	5.0		ug/L	273727	1	01/29/2019 17:38	ZH
Xylenes, Total	BRL	5.0		ug/L	273727	1	01/29/2019 17:38	ZH
Surr: 4-Bromofluorobenzene	92.1	64-125		%REC	273727	1	01/29/2019 17:38	ZH
Surr: Dibromofluoromethane	91.4	76.4-125		%REC	273727	1	01/29/2019 17:38	ZH
Surr: Toluene-d8	93.6	78.3-116		%REC	273727	1	01/29/2019 17:38	ZH
Total Metals by ICP/MS SW6020B				**(SW3005A)**				
Antimony	BRL	0.00600		mg/L	273618	1	01/30/2019 17:21	KP
Arsenic	BRL	0.0500		mg/L	273618	1	01/30/2019 17:21	KP
Barium	0.295	0.00400		mg/L	273618	1	01/30/2019 17:21	KP
Beryllium	BRL	0.00400		mg/L	273618	1	01/30/2019 17:21	KP
Cadmium	BRL	0.00500		mg/L	273618	1	01/30/2019 17:21	KP
Chromium	BRL	0.0100		mg/L	273618	1	01/30/2019 17:21	KP
Copper	BRL	0.0100		mg/L	273618	1	01/30/2019 17:21	KP
Lead	BRL	0.0100		mg/L	273618	1	01/30/2019 17:21	KP
Nickel	BRL	0.0200		mg/L	273618	1	01/30/2019 17:21	KP
Selenium	BRL	0.0200		mg/L	273618	1	01/30/2019 17:21	KP
Thallium	BRL	0.00200		mg/L	273618	1	01/30/2019 17:21	KP
Vanadium	0.0130	0.0100		mg/L	273618	1	01/30/2019 17:21	KP
Zinc	BRL	0.0200		mg/L	273618	1	01/30/2019 17:21	KP
SIM Polynuclear Aromatic Hydrocarbons SW8270E				**(SW3510C)**				
Naphthalene	BRL	0.50		ug/L	273598	1	01/29/2019 16:57	YH
Acenaphthylene	BRL	1.0		ug/L	273598	1	01/29/2019 16:57	YH
Acenaphthene	BRL	0.50		ug/L	273598	1	01/29/2019 16:57	YH
Fluorene	BRL	0.10		ug/L	273598	1	01/29/2019 16:57	YH
Phenanthrene	BRL	0.050		ug/L	273598	1	01/29/2019 16:57	YH
Anthracene	BRL	0.050		ug/L	273598	1	01/29/2019 16:57	YH
Fluoranthene	BRL	0.10		ug/L	273598	1	01/29/2019 16:57	YH
Pyrene	BRL	0.050		ug/L	273598	1	01/29/2019 16:57	YH
Benz(a)anthracene	BRL	0.050		ug/L	273598	1	01/29/2019 16:57	YH
Chrysene	BRL	0.050		ug/L	273598	1	01/29/2019 16:57	YH
Benzo(b)fluoranthene	BRL	0.10		ug/L	273598	1	01/29/2019 16:57	YH
Benzo(k)fluoranthene	BRL	0.050		ug/L	273598	1	01/29/2019 16:57	YH
Benzo(a)pyrene	BRL	0.050		ug/L	273598	1	01/29/2019 16:57	YH

Qualifiers:

- * Value exceeds maximum contaminant level
- BRL Below reporting limit
- H Holding times for preparation or analysis exceeded
- N Analyte not NELAC certified
- B Analyte detected in the associated method blank
- > Greater than Result value
- E Estimated (value above quantitation range)
- S Spike Recovery outside limits due to matrix
- Narr See case narrative
- NC Not confirmed
- < Less than Result value
- J Estimated value detected below Reporting Limit

Analytical Environmental Services, Inc **Date:** 18-Apr-19

Client:	Wood Environment & Infrastructure	**Client Sample ID:**	MW-508BR-0119
Project Name:	AGL Augusta	**Collection Date:**	1/24/2019 11:25:00 AM
Lab ID:	1901N39-006	**Matrix:**	Groundwater

Analyses	Result	Reporting Limit	Qual	Units	BatchID	Dilution Factor	Date Analyzed	Analyst
SIM Polynuclear Aromatic Hydrocarbons SW8270E				**(SW3510C)**				
Indeno(1,2,3-cd)pyrene	BRL	0.050		ug/L	273598	1	01/29/2019 16:57	YH
Dibenz(a,h)anthracene	BRL	0.10		ug/L	273598	1	01/29/2019 16:57	YH
Benzo(g,h,i)perylene	BRL	0.10		ug/L	273598	1	01/29/2019 16:57	YH
Surr: 4-Terphenyl-d14	105	69.4-138		%REC	273598	1	01/29/2019 16:57	YH
Mercury, Total SW7470A				**(SW7470A)**				
Mercury	BRL	0.00020		mg/L	273679	1	01/29/2019 16:52	CD
Cyanide SW9014				**(SW9010C)**				
Cyanide, Total	BRL	0.010		mg/L	273748	1	01/30/2019 11:45	AT

Qualifiers:

*	Value exceeds maximum contaminant level	E	Estimated (value above quantitation range)
BRL	Below reporting limit	S	Spike Recovery outside limits due to matrix
H	Holding times for preparation or analysis exceeded	Narr	See case narrative
N	Analyte not NELAC certified	NC	Not confirmed
B	Analyte detected in the associated method blank	<	Less than Result value
>	Greater than Result value	J	Estimated value detected below Reporting Limit

Analytical Environmental Services, Inc **Date:** 18-Apr-19

Client:	Wood Environment & Infrastructure	**Client Sample ID:**	MW-12-0119
Project Name:	AGL Augusta	**Collection Date:**	1/24/2019 1:20:00 PM
Lab ID:	1901N39-007	**Matrix:**	Groundwater

Analyses	Result	Reporting Limit	Qual	Units	BatchID	Dilution Factor	Date Analyzed	Analyst
Volatile Organic Compounds by GC/MS SW8260D				**(SW5030B)**				
Acetone	BRL	50		ug/L	273727	1	01/29/2019 18:03	ZH
Benzene	8700	250		ug/L	273727	50	02/01/2019 11:45	OM
Carbon disulfide	BRL	5.0		ug/L	273727	1	01/29/2019 18:03	ZH
Ethylbenzene	2000	250		ug/L	273727	50	02/01/2019 11:45	OM
Methylene chloride	BRL	5.0		ug/L	273727	1	01/29/2019 18:03	ZH
Trichloroethene	BRL	5.0		ug/L	273727	1	01/29/2019 18:03	ZH
Toluene	370	250		ug/L	273727	50	02/01/2019 11:45	OM
Xylenes, Total	1500	250		ug/L	273727	50	02/01/2019 11:45	OM
Surr: 4-Bromofluorobenzene	96.5	64-125		%REC	273727	50	02/01/2019 11:45	OM
Surr: 4-Bromofluorobenzene	102	64-125		%REC	273727	1	01/29/2019 18:03	ZH
Surr: Dibromofluoromethane	98.1	76.4-125		%REC	273727	50	02/01/2019 11:45	OM
Surr: Dibromofluoromethane	86.6	76.4-125		%REC	273727	1	01/29/2019 18:03	ZH
Surr: Toluene-d8	98.1	78.3-116		%REC	273727	50	02/01/2019 11:45	OM
Surr: Toluene-d8	94	78.3-116		%REC	273727	1	01/29/2019 18:03	ZH
Total Metals by ICP/MS SW6020B				**(SW3005A)**				
Antimony	BRL	0.00600		mg/L	273618	1	01/30/2019 17:25	KP
Arsenic	BRL	0.0500		mg/L	273618	1	01/30/2019 17:25	KP
Barium	0.155	0.00400		mg/L	273618	1	01/30/2019 17:25	KP
Beryllium	BRL	0.00400		mg/L	273618	1	01/30/2019 17:25	KP
Cadmium	BRL	0.00500		mg/L	273618	1	01/30/2019 17:25	KP
Chromium	BRL	0.0100		mg/L	273618	1	01/30/2019 17:25	KP
Copper	BRL	0.0100		mg/L	273618	1	01/30/2019 17:25	KP
Lead	BRL	0.0100		mg/L	273618	1	01/30/2019 17:25	KP
Nickel	BRL	0.0200		mg/L	273618	1	01/30/2019 17:25	KP
Selenium	BRL	0.0200		mg/L	273618	1	01/30/2019 17:25	KP
Thallium	BRL	0.00200		mg/L	273618	1	01/30/2019 17:25	KP
Vanadium	BRL	0.0100		mg/L	273618	1	01/30/2019 17:25	KP
Zinc	BRL	0.0200		mg/L	273618	1	01/30/2019 17:25	KP
SIM Polynuclear Aromatic Hydrocarbons SW8270E				**(SW3510C)**				
Naphthalene	6600	500		ug/L	273598	1000	01/30/2019 15:34	YH
Acenaphthylene	5.5	1.0		ug/L	273598	1	01/29/2019 17:24	YH
Acenaphthene	130	50		ug/L	273598	100	01/30/2019 13:21	YH
Fluorene	26	10		ug/L	273598	100	01/30/2019 13:21	YH
Phenanthrene	19	5.0		ug/L	273598	100	01/30/2019 13:21	YH
Anthracene	2.4	0.050		ug/L	273598	1	01/29/2019 17:24	YH
Fluoranthene	0.36	0.10		ug/L	273598	1	01/29/2019 17:24	YH
Pyrene	0.42	0.050		ug/L	273598	1	01/29/2019 17:24	YH
Benz(a)anthracene	0.075	0.050		ug/L	273598	1	01/29/2019 17:24	YH
Chrysene	BRL	0.050		ug/L	273598	1	01/29/2019 17:24	YH

Qualifiers:

- * Value exceeds maximum contaminant level
- BRL Below reporting limit
- H Holding times for preparation or analysis exceeded
- N Analyte not NELAC certified
- B Analyte detected in the associated method blank
- > Greater than Result value
- E Estimated (value above quantitation range)
- S Spike Recovery outside limits due to matrix
- Narr See case narrative
- NC Not confirmed
- < Less than Result value
- J Estimated value detected below Reporting Limit

Analytical Environmental Services, Inc **Date:** 18-Apr-19

Client:	Wood Environment & Infrastructure	**Client Sample ID:**	MW-12-0119
Project Name:	AGL Augusta	**Collection Date:**	1/24/2019 1:20:00 PM
Lab ID:	1901N39-007	**Matrix:**	Groundwater

Analyses	Result	Reporting Limit	Qual	Units	BatchID	Dilution Factor	Date Analyzed	Analyst
SIM Polynuclear Aromatic Hydrocarbons SW8270E				**(SW3510C)**				
Benzo(b)fluoranthene	BRL	0.10		ug/L	273598	1	01/29/2019 17:24	YH
Benzo(k)fluoranthene	BRL	0.050		ug/L	273598	1	01/29/2019 17:24	YH
Benzo(a)pyrene	BRL	0.050		ug/L	273598	1	01/29/2019 17:24	YH
Indeno(1,2,3-cd)pyrene	BRL	0.050		ug/L	273598	1	01/29/2019 17:24	YH
Dibenz(a,h)anthracene	BRL	0.10		ug/L	273598	1	01/29/2019 17:24	YH
Benzo(g,h,i)perylene	BRL	0.10		ug/L	273598	1	01/29/2019 17:24	YH
Surr: 4-Terphenyl-d14	104	69.4-138		%REC	273598	1	01/29/2019 17:24	YH
Mercury, Total SW7470A				**(SW7470A)**				
Mercury	BRL	0.00020		mg/L	273679	1	01/29/2019 16:56	CD
Cyanide SW9014				**(SW9010C)**				
Cyanide, Total	BRL	0.010		mg/L	273748	1	01/30/2019 11:45	AT

Qualifiers:

*	Value exceeds maximum contaminant level	E	Estimated (value above quantitation range)
BRL	Below reporting limit	S	Spike Recovery outside limits due to matrix
H	Holding times for preparation or analysis exceeded	Narr	See case narrative
N	Analyte not NELAC certified	NC	Not confirmed
B	Analyte detected in the associated method blank	<	Less than Result value
>	Greater than Result value	J	Estimated value detected below Reporting Limit

Analytical Environmental Services, Inc **Date:** 18-Apr-19

Client:	Wood Environment & Infrastructure	**Client Sample ID:**	MW-311-0119
Project Name:	AGL Augusta	**Collection Date:**	1/24/2019 3:20:00 PM
Lab ID:	1901N39-008	**Matrix:**	Groundwater

Analyses	Result	Reporting Limit	Qual	Units	BatchID	Dilution Factor	Date Analyzed	Analyst
Volatile Organic Compounds by GC/MS SW8260D				**(SW5030B)**				
Acetone	BRL	50		ug/L	273827	1	02/01/2019 15:59	JB
Benzene	130	5.0		ug/L	273827	1	02/01/2019 15:59	JB
Carbon disulfide	BRL	5.0		ug/L	273827	1	02/01/2019 15:59	JB
Ethylbenzene	20	5.0		ug/L	273827	1	02/01/2019 15:59	JB
Methylene chloride	BRL	5.0		ug/L	273827	1	02/01/2019 15:59	JB
Trichloroethene	BRL	5.0		ug/L	273827	1	02/01/2019 15:59	JB
Toluene	BRL	5.0		ug/L	273827	1	02/01/2019 15:59	JB
Xylenes, Total	BRL	5.0		ug/L	273827	1	02/01/2019 15:59	JB
Surr: 4-Bromofluorobenzene	98	64-125		%REC	273827	1	02/01/2019 15:59	JB
Surr: Dibromofluoromethane	92.9	76.4-125		%REC	273827	1	02/01/2019 15:59	JB
Surr: Toluene-d8	96.1	78.3-116		%REC	273827	1	02/01/2019 15:59	JB
Total Metals by ICP/MS SW6020B				**(SW3005A)**				
Antimony	BRL	0.00600		mg/L	273618	1	01/30/2019 17:28	KP
Arsenic	BRL	0.0500		mg/L	273618	1	01/30/2019 17:28	KP
Barium	0.0572	0.00400		mg/L	273618	1	01/30/2019 17:28	KP
Beryllium	BRL	0.00400		mg/L	273618	1	01/30/2019 17:28	KP
Cadmium	0.0236	0.00500		mg/L	273618	1	01/30/2019 17:28	KP
Chromium	BRL	0.0100		mg/L	273618	1	01/30/2019 17:28	KP
Copper	BRL	0.0100		mg/L	273618	1	01/30/2019 17:28	KP
Lead	BRL	0.0100		mg/L	273618	1	01/30/2019 17:28	KP
Nickel	0.0348	0.0200		mg/L	273618	1	01/30/2019 17:28	KP
Selenium	BRL	0.0200		mg/L	273618	1	01/30/2019 17:28	KP
Thallium	BRL	0.00200		mg/L	273618	1	01/30/2019 17:28	KP
Vanadium	BRL	0.0100		mg/L	273618	1	01/30/2019 17:28	KP
Zinc	0.121	0.0200		mg/L	273618	1	01/30/2019 17:28	KP
SIM Polynuclear Aromatic Hydrocarbons SW8270E				**(SW3510C)**				
Naphthalene	BRL	0.50		ug/L	273598	1	01/29/2019 17:51	YH
Acenaphthylene	BRL	1.0		ug/L	273598	1	01/29/2019 17:51	YH
Acenaphthene	3.1	0.50		ug/L	273598	1	01/29/2019 17:51	YH
Fluorene	0.67	0.10		ug/L	273598	1	01/29/2019 17:51	YH
Phenanthrene	0.098	0.050		ug/L	273598	1	01/29/2019 17:51	YH
Anthracene	0.086	0.050		ug/L	273598	1	01/29/2019 17:51	YH
Fluoranthene	BRL	0.10		ug/L	273598	1	01/29/2019 17:51	YH
Pyrene	BRL	0.050		ug/L	273598	1	01/29/2019 17:51	YH
Benz(a)anthracene	BRL	0.050		ug/L	273598	1	01/29/2019 17:51	YH
Chrysene	BRL	0.050		ug/L	273598	1	01/29/2019 17:51	YH
Benzo(b)fluoranthene	BRL	0.10		ug/L	273598	1	01/29/2019 17:51	YH
Benzo(k)fluoranthene	BRL	0.050		ug/L	273598	1	01/29/2019 17:51	YH
Benzo(a)pyrene	BRL	0.050		ug/L	273598	1	01/29/2019 17:51	YH

Qualifiers:

- * Value exceeds maximum contaminant level
- BRL Below reporting limit
- H Holding times for preparation or analysis exceeded
- N Analyte not NELAC certified
- B Analyte detected in the associated method blank
- > Greater than Result value
- E Estimated (value above quantitation range)
- S Spike Recovery outside limits due to matrix
- Narr See case narrative
- NC Not confirmed
- < Less than Result value
- J Estimated value detected below Reporting Limit

Analytical Environmental Services, Inc **Date:** 18-Apr-19

Client:	Wood Environment & Infrastructure	**Client Sample ID:**	MW-311-0119
Project Name:	AGL Augusta	**Collection Date:**	1/24/2019 3:20:00 PM
Lab ID:	1901N39-008	**Matrix:**	Groundwater

Analyses	Result	Reporting Limit	Qual	Units	BatchID	Dilution Factor	Date Analyzed	Analyst
SIM Polynuclear Aromatic Hydrocarbons SW8270E				**(SW3510C)**				
Indeno(1,2,3-cd)pyrene	BRL	0.050		ug/L	273598	1	01/29/2019 17:51	YH
Dibenz(a,h)anthracene	BRL	0.10		ug/L	273598	1	01/29/2019 17:51	YH
Benzo(g,h,i)perylene	BRL	0.10		ug/L	273598	1	01/29/2019 17:51	YH
Surr: 4-Terphenyl-d14	102	69.4-138		%REC	273598	1	01/29/2019 17:51	YH
Mercury, Total SW7470A				**(SW7470A)**				
Mercury	BRL	0.00020		mg/L	273679	1	01/29/2019 17:12	CD
Cyanide SW9014				**(SW9010C)**				
Cyanide, Total	BRL	0.010		mg/L	273748	1	01/30/2019 11:45	AT

Qualifiers:

*	Value exceeds maximum contaminant level	E	Estimated (value above quantitation range)
BRL	Below reporting limit	S	Spike Recovery outside limits due to matrix
H	Holding times for preparation or analysis exceeded	Narr	See case narrative
N	Analyte not NELAC certified	NC	Not confirmed
B	Analyte detected in the associated method blank	<	Less than Result value
>	Greater than Result value	J	Estimated value detected below Reporting Limit

Analytical Environmental Services, Inc **Date:** 18-Apr-19

Client:	Wood Environment & Infrastructure	**Client Sample ID:**	MW-214-0119
Project Name:	AGL Augusta	**Collection Date:**	1/24/2019 5:00:00 PM
Lab ID:	1901N39-009	**Matrix:**	Groundwater

Analyses	Result	Reporting Limit	Qual	Units	BatchID	Dilution Factor	Date Analyzed	Analyst
Volatile Organic Compounds by GC/MS SW8260D				**(SW5030B)**				
Acetone	BRL	50		ug/L	273827	1	02/01/2019 15:31	CC
Benzene	BRL	5.0		ug/L	273827	1	02/01/2019 15:31	CC
Carbon disulfide	BRL	5.0		ug/L	273827	1	02/01/2019 15:31	CC
Ethylbenzene	BRL	5.0		ug/L	273827	1	02/01/2019 15:31	CC
Methylene chloride	BRL	5.0		ug/L	273827	1	02/01/2019 15:31	CC
Trichloroethene	BRL	5.0		ug/L	273827	1	02/01/2019 15:31	CC
Toluene	BRL	5.0		ug/L	273827	1	02/01/2019 15:31	CC
Xylenes, Total	BRL	5.0		ug/L	273827	1	02/01/2019 15:31	CC
Surr: 4-Bromofluorobenzene	86.9	64-125		%REC	273827	1	02/01/2019 15:31	CC
Surr: Dibromofluoromethane	94.2	76.4-125		%REC	273827	1	02/01/2019 15:31	CC
Surr: Toluene-d8	93.2	78.3-116		%REC	273827	1	02/01/2019 15:31	CC
Total Metals by ICP/MS SW6020B				**(SW3005A)**				
Antimony	BRL	0.00600		mg/L	273618	1	01/30/2019 17:31	KP
Arsenic	BRL	0.0500		mg/L	273618	1	01/30/2019 17:31	KP
Barium	0.388	0.00400		mg/L	273618	1	01/30/2019 17:31	KP
Beryllium	BRL	0.00400		mg/L	273618	1	01/30/2019 17:31	KP
Cadmium	BRL	0.00500		mg/L	273618	1	01/30/2019 17:31	KP
Chromium	BRL	0.0100		mg/L	273618	1	01/30/2019 17:31	KP
Copper	BRL	0.0100		mg/L	273618	1	01/30/2019 17:31	KP
Lead	BRL	0.0100		mg/L	273618	1	01/30/2019 17:31	KP
Nickel	BRL	0.0200		mg/L	273618	1	01/30/2019 17:31	KP
Selenium	BRL	0.0200		mg/L	273618	1	01/30/2019 17:31	KP
Thallium	BRL	0.00200		mg/L	273618	1	01/30/2019 17:31	KP
Vanadium	BRL	0.0100		mg/L	273618	1	01/30/2019 17:31	KP
Zinc	BRL	0.0200		mg/L	273618	1	01/30/2019 17:31	KP
SIM Polynuclear Aromatic Hydrocarbons SW8270E				**(SW3510C)**				
Naphthalene	BRL	0.50		ug/L	273598	1	01/29/2019 18:19	YH
Acenaphthylene	BRL	1.0		ug/L	273598	1	01/29/2019 18:19	YH
Acenaphthene	BRL	0.50		ug/L	273598	1	01/29/2019 18:19	YH
Fluorene	BRL	0.10		ug/L	273598	1	01/29/2019 18:19	YH
Phenanthrene	BRL	0.050		ug/L	273598	1	01/29/2019 18:19	YH
Anthracene	BRL	0.050		ug/L	273598	1	01/29/2019 18:19	YH
Fluoranthene	BRL	0.10		ug/L	273598	1	01/29/2019 18:19	YH
Pyrene	BRL	0.050		ug/L	273598	1	01/29/2019 18:19	YH
Benz(a)anthracene	BRL	0.050		ug/L	273598	1	01/29/2019 18:19	YH
Chrysene	BRL	0.050		ug/L	273598	1	01/29/2019 18:19	YH
Benzo(b)fluoranthene	BRL	0.10		ug/L	273598	1	01/29/2019 18:19	YH
Benzo(k)fluoranthene	BRL	0.050		ug/L	273598	1	01/29/2019 18:19	YH
Benzo(a)pyrene	BRL	0.050		ug/L	273598	1	01/29/2019 18:19	YH

Qualifiers:

- * Value exceeds maximum contaminant level
- BRL Below reporting limit
- H Holding times for preparation or analysis exceeded
- N Analyte not NELAC certified
- B Analyte detected in the associated method blank
- > Greater than Result value
- E Estimated (value above quantitation range)
- S Spike Recovery outside limits due to matrix
- Narr See case narrative
- NC Not confirmed
- < Less than Result value
- J Estimated value detected below Reporting Limit

Analytical Environmental Services, Inc **Date:** 18-Apr-19

Client:	Wood Environment & Infrastructure	**Client Sample ID:**	MW-214-0119
Project Name:	AGL Augusta	**Collection Date:**	1/24/2019 5:00:00 PM
Lab ID:	1901N39-009	**Matrix:**	Groundwater

Analyses	Result	Reporting Limit	Qual	Units	BatchID	Dilution Factor	Date Analyzed	Analyst
SIM Polynuclear Aromatic Hydrocarbons SW8270E				**(SW3510C)**				
Indeno(1,2,3-cd)pyrene	BRL	0.050		ug/L	273598	1	01/29/2019 18:19	YH
Dibenz(a,h)anthracene	BRL	0.10		ug/L	273598	1	01/29/2019 18:19	YH
Benzo(g,h,i)perylene	BRL	0.10		ug/L	273598	1	01/29/2019 18:19	YH
Surr: 4-Terphenyl-d14	108	69.4-138		%REC	273598	1	01/29/2019 18:19	YH
Mercury, Total SW7470A				**(SW7470A)**				
Mercury	BRL	0.00020		mg/L	273679	1	01/29/2019 17:16	CD
Cyanide SW9014				**(SW9010C)**				
Cyanide, Total	BRL	0.010		mg/L	273748	1	01/30/2019 11:45	AT

Qualifiers:

*	Value exceeds maximum contaminant level	E	Estimated (value above quantitation range)
BRL	Below reporting limit	S	Spike Recovery outside limits due to matrix
H	Holding times for preparation or analysis exceeded	Narr	See case narrative
N	Analyte not NELAC certified	NC	Not confirmed
B	Analyte detected in the associated method blank	<	Less than Result value
>	Greater than Result value	J	Estimated value detected below Reporting Limit

Analytical Environmental Services, Inc **Date:** 18-Apr-19

Client:	Wood Environment & Infrastructure	**Client Sample ID:**	DUP-1-0119
Project Name:	AGL Augusta	**Collection Date:**	1/24/2019 12:00:00 PM
Lab ID:	1901N39-010	**Matrix:**	Groundwater

Analyses	Result	Reporting Limit	Qual	Units	BatchID	Dilution Factor	Date Analyzed	Analyst
Volatile Organic Compounds by GC/MS SW8260D				**(SW5030B)**				
Acetone	BRL	50		ug/L	273827	1	02/01/2019 16:25	CC
Benzene	7700	250		ug/L	273827	50	02/01/2019 16:52	CC
Carbon disulfide	BRL	5.0		ug/L	273827	1	02/01/2019 16:25	CC
Ethylbenzene	2000	250		ug/L	273827	50	02/01/2019 16:52	CC
Methylene chloride	BRL	5.0		ug/L	273827	1	02/01/2019 16:25	CC
Trichloroethene	BRL	5.0		ug/L	273827	1	02/01/2019 16:25	CC
Toluene	390	250		ug/L	273827	50	02/01/2019 16:52	CC
Xylenes, Total	1500	250		ug/L	273827	50	02/01/2019 16:52	CC
Surr: 4-Bromofluorobenzene	86.4	64-125		%REC	273827	50	02/01/2019 16:52	CC
Surr: 4-Bromofluorobenzene	88.7	64-125		%REC	273827	1	02/01/2019 16:25	CC
Surr: Dibromofluoromethane	86.1	76.4-125		%REC	273827	50	02/01/2019 16:52	CC
Surr: Dibromofluoromethane	88.4	76.4-125		%REC	273827	1	02/01/2019 16:25	CC
Surr: Toluene-d8	93.5	78.3-116		%REC	273827	50	02/01/2019 16:52	CC
Surr: Toluene-d8	93.6	78.3-116		%REC	273827	1	02/01/2019 16:25	CC
Total Metals by ICP/MS SW6020B				**(SW3005A)**				
Antimony	BRL	0.00600		mg/L	273618	1	01/30/2019 17:35	KP
Arsenic	BRL	0.0500		mg/L	273618	1	01/30/2019 17:35	KP
Barium	0.159	0.00400		mg/L	273618	1	01/30/2019 17:35	KP
Beryllium	BRL	0.00400		mg/L	273618	1	01/30/2019 17:35	KP
Cadmium	BRL	0.00500		mg/L	273618	1	01/30/2019 17:35	KP
Chromium	BRL	0.0100		mg/L	273618	1	01/30/2019 17:35	KP
Copper	BRL	0.0100		mg/L	273618	1	01/30/2019 17:35	KP
Lead	BRL	0.0100		mg/L	273618	1	01/30/2019 17:35	KP
Nickel	BRL	0.0200		mg/L	273618	1	01/30/2019 17:35	KP
Selenium	BRL	0.0200		mg/L	273618	1	01/30/2019 17:35	KP
Thallium	BRL	0.00200		mg/L	273618	1	01/30/2019 17:35	KP
Vanadium	BRL	0.0100		mg/L	273618	1	01/30/2019 17:35	KP
Zinc	BRL	0.0200		mg/L	273618	1	01/30/2019 17:35	KP
SIM Polynuclear Aromatic Hydrocarbons SW8270E				**(SW3510C)**				
Naphthalene	7900	500		ug/L	273598	1000	01/30/2019 16:00	YH
Acenaphthylene	BRL	1.0		ug/L	273598	1	01/29/2019 18:48	YH
Acenaphthene	150	50		ug/L	273598	100	01/30/2019 13:49	YH
Fluorene	29	10		ug/L	273598	100	01/30/2019 13:49	YH
Phenanthrene	21	5.0		ug/L	273598	100	01/30/2019 13:49	YH
Anthracene	2.3	0.050		ug/L	273598	1	01/29/2019 18:48	YH
Fluoranthene	0.33	0.10		ug/L	273598	1	01/29/2019 18:48	YH
Pyrene	0.34	0.050		ug/L	273598	1	01/29/2019 18:48	YH
Benz(a)anthracene	0.052	0.050		ug/L	273598	1	01/29/2019 18:48	YH
Chrysene	BRL	0.050		ug/L	273598	1	01/29/2019 18:48	YH

Qualifiers:

- * Value exceeds maximum contaminant level
- BRL Below reporting limit
- H Holding times for preparation or analysis exceeded
- N Analyte not NELAC certified
- B Analyte detected in the associated method blank
- > Greater than Result value
- E Estimated (value above quantitation range)
- S Spike Recovery outside limits due to matrix
- Narr See case narrative
- NC Not confirmed
- < Less than Result value
- J Estimated value detected below Reporting Limit

Analytical Environmental Services, Inc **Date:** 18-Apr-19

Client:	Wood Environment & Infrastructure	**Client Sample ID:**	DUP-1-0119
Project Name:	AGL Augusta	**Collection Date:**	1/24/2019 12:00:00 PM
Lab ID:	1901N39-010	**Matrix:**	Groundwater

Analyses	Result	Reporting Limit	Qual	Units	BatchID	Dilution Factor	Date Analyzed	Analyst
SIM Polynuclear Aromatic Hydrocarbons SW8270E				**(SW3510C)**				
Benzo(b)fluoranthene	BRL	0.10		ug/L	273598	1	01/29/2019 18:48	YH
Benzo(k)fluoranthene	BRL	0.050		ug/L	273598	1	01/29/2019 18:48	YH
Benzo(a)pyrene	BRL	0.050		ug/L	273598	1	01/29/2019 18:48	YH
Indeno(1,2,3-cd)pyrene	BRL	0.050		ug/L	273598	1	01/29/2019 18:48	YH
Dibenz(a,h)anthracene	BRL	0.10		ug/L	273598	1	01/29/2019 18:48	YH
Benzo(g,h,i)perylene	BRL	0.10		ug/L	273598	1	01/29/2019 18:48	YH
Surr: 4-Terphenyl-d14	95	69.4-138		%REC	273598	1	01/29/2019 18:48	YH
Mercury, Total SW7470A				**(SW7470A)**				
Mercury	BRL	0.00020		mg/L	273679	1	01/29/2019 17:20	CD
Cyanide SW9014				**(SW9010C)**				
Cyanide, Total	BRL	0.010		mg/L	273748	1	01/30/2019 11:45	AT

Qualifiers:

*	Value exceeds maximum contaminant level	E	Estimated (value above quantitation range)
BRL	Below reporting limit	S	Spike Recovery outside limits due to matrix
H	Holding times for preparation or analysis exceeded	Narr	See case narrative
N	Analyte not NELAC certified	NC	Not confirmed
B	Analyte detected in the associated method blank	<	Less than Result value
>	Greater than Result value	J	Estimated value detected below Reporting Limit

Analytical Environmental Services, Inc **Date:** 18-Apr-19

Client:	Wood Environment & Infrastructure	**Client Sample ID:**	MW-404DR-0119
Project Name:	AGL Augusta	**Collection Date:**	1/24/2019 11:00:00 AM
Lab ID:	1901N39-011	**Matrix:**	Groundwater

Analyses	Result	Reporting Limit	Qual	Units	BatchID	Dilution Factor	Date Analyzed	Analyst
Volatile Organic Compounds by GC/MS SW8260D				**(SW5030B)**				
Acetone	BRL	50		ug/L	273827	1	02/01/2019 21:13	JB
Benzene	BRL	5.0		ug/L	273827	1	02/01/2019 21:13	JB
Carbon disulfide	BRL	5.0		ug/L	273827	1	02/01/2019 21:13	JB
Ethylbenzene	BRL	5.0		ug/L	273827	1	02/01/2019 21:13	JB
Methylene chloride	BRL	5.0		ug/L	273827	1	02/01/2019 21:13	JB
Trichloroethene	BRL	5.0		ug/L	273827	1	02/01/2019 21:13	JB
Toluene	BRL	5.0		ug/L	273827	1	02/01/2019 21:13	JB
Xylenes, Total	BRL	5.0		ug/L	273827	1	02/01/2019 21:13	JB
Surr: 4-Bromofluorobenzene	92.3	64-125		%REC	273827	1	02/01/2019 21:13	JB
Surr: Dibromofluoromethane	84.7	76.4-125		%REC	273827	1	02/01/2019 21:13	JB
Surr: Toluene-d8	96.2	78.3-116		%REC	273827	1	02/01/2019 21:13	JB
Total Metals by ICP/MS SW6020B				**(SW3005A)**				
Antimony	BRL	0.00600		mg/L	273618	1	01/30/2019 17:38	KP
Arsenic	BRL	0.0500		mg/L	273618	1	01/30/2019 17:38	KP
Barium	0.0511	0.00400		mg/L	273618	1	01/30/2019 17:38	KP
Beryllium	BRL	0.00400		mg/L	273618	1	01/30/2019 17:38	KP
Cadmium	BRL	0.00500		mg/L	273618	1	01/30/2019 17:38	KP
Chromium	BRL	0.0100		mg/L	273618	1	01/30/2019 17:38	KP
Copper	BRL	0.0100		mg/L	273618	1	01/30/2019 17:38	KP
Lead	BRL	0.0100		mg/L	273618	1	01/30/2019 17:38	KP
Nickel	BRL	0.0200		mg/L	273618	1	01/30/2019 17:38	KP
Selenium	BRL	0.0200		mg/L	273618	1	01/30/2019 17:38	KP
Thallium	BRL	0.00200		mg/L	273618	1	01/30/2019 17:38	KP
Vanadium	BRL	0.0100		mg/L	273618	1	01/30/2019 17:38	KP
Zinc	BRL	0.0200		mg/L	273618	1	01/30/2019 17:38	KP
SIM Polynuclear Aromatic Hydrocarbons SW8270E				**(SW3510C)**				
Naphthalene	BRL	0.50		ug/L	273598	1	01/29/2019 19:14	YH
Acenaphthylene	BRL	1.0		ug/L	273598	1	01/29/2019 19:14	YH
Acenaphthene	BRL	0.50		ug/L	273598	1	01/29/2019 19:14	YH
Fluorene	BRL	0.10		ug/L	273598	1	01/29/2019 19:14	YH
Phenanthrene	BRL	0.050		ug/L	273598	1	01/29/2019 19:14	YH
Anthracene	BRL	0.050		ug/L	273598	1	01/29/2019 19:14	YH
Fluoranthene	BRL	0.10		ug/L	273598	1	01/29/2019 19:14	YH
Pyrene	BRL	0.050		ug/L	273598	1	01/29/2019 19:14	YH
Benz(a)anthracene	BRL	0.050		ug/L	273598	1	01/29/2019 19:14	YH
Chrysene	BRL	0.050		ug/L	273598	1	01/29/2019 19:14	YH
Benzo(b)fluoranthene	BRL	0.10		ug/L	273598	1	01/29/2019 19:14	YH
Benzo(k)fluoranthene	BRL	0.050		ug/L	273598	1	01/29/2019 19:14	YH
Benzo(a)pyrene	BRL	0.050		ug/L	273598	1	01/29/2019 19:14	YH

Qualifiers:

- * Value exceeds maximum contaminant level
- BRL Below reporting limit
- H Holding times for preparation or analysis exceeded
- N Analyte not NELAC certified
- B Analyte detected in the associated method blank
- > Greater than Result value
- E Estimated (value above quantitation range)
- S Spike Recovery outside limits due to matrix
- Narr See case narrative
- NC Not confirmed
- < Less than Result value
- J Estimated value detected below Reporting Limit

Analytical Environmental Services, Inc **Date:** 18-Apr-19

Client:	Wood Environment & Infrastructure	**Client Sample ID:**	MW-404DR-0119
Project Name:	AGL Augusta	**Collection Date:**	1/24/2019 11:00:00 AM
Lab ID:	1901N39-011	**Matrix:**	Groundwater

Analyses	Result	Reporting Limit	Qual	Units	BatchID	Dilution Factor	Date Analyzed	Analyst
SIM Polynuclear Aromatic Hydrocarbons SW8270E				**(SW3510C)**				
Indeno(1,2,3-cd)pyrene	BRL	0.050		ug/L	273598	1	01/29/2019 19:14	YH
Dibenz(a,h)anthracene	BRL	0.10		ug/L	273598	1	01/29/2019 19:14	YH
Benzo(g,h,i)perylene	BRL	0.10		ug/L	273598	1	01/29/2019 19:14	YH
Surr: 4-Terphenyl-d14	94.1	69.4-138		%REC	273598	1	01/29/2019 19:14	YH
Mercury, Total SW7470A				**(SW7470A)**				
Mercury	BRL	0.00020		mg/L	273679	1	01/29/2019 17:24	CD
Cyanide SW9014				**(SW9010C)**				
Cyanide, Total	BRL	0.010		mg/L	273748	1	01/30/2019 11:45	AT

Qualifiers:

*	Value exceeds maximum contaminant level	E	Estimated (value above quantitation range)
BRL	Below reporting limit	S	Spike Recovery outside limits due to matrix
H	Holding times for preparation or analysis exceeded	Narr	See case narrative
N	Analyte not NELAC certified	NC	Not confirmed
B	Analyte detected in the associated method blank	<	Less than Result value
>	Greater than Result value	J	Estimated value detected below Reporting Limit

Analytical Environmental Services, Inc **Date:** 18-Apr-19

Client:	Wood Environment & Infrastructure	**Client Sample ID:**	MW-501S-0119
Project Name:	AGL Augusta	**Collection Date:**	1/24/2019 1:00:00 PM
Lab ID:	1901N39-012	**Matrix:**	Groundwater

Analyses	Result	Reporting Limit	Qual	Units	BatchID	Dilution Factor	Date Analyzed	Analyst
Volatile Organic Compounds by GC/MS SW8260D				**(SW5030B)**				
Acetone	BRL	50		ug/L	273827	1	02/01/2019 15:35	JB
Benzene	BRL	5.0		ug/L	273827	1	02/01/2019 15:35	JB
Carbon disulfide	BRL	5.0		ug/L	273827	1	02/01/2019 15:35	JB
Ethylbenzene	BRL	5.0		ug/L	273827	1	02/01/2019 15:35	JB
Methylene chloride	BRL	5.0		ug/L	273827	1	02/01/2019 15:35	JB
Trichloroethene	BRL	5.0		ug/L	273827	1	02/01/2019 15:35	JB
Toluene	BRL	5.0		ug/L	273827	1	02/01/2019 15:35	JB
Xylenes, Total	BRL	5.0		ug/L	273827	1	02/01/2019 15:35	JB
Surr: 4-Bromofluorobenzene	92.8	64-125		%REC	273827	1	02/01/2019 15:35	JB
Surr: Dibromofluoromethane	95.5	76.4-125		%REC	273827	1	02/01/2019 15:35	JB
Surr: Toluene-d8	96.8	78.3-116		%REC	273827	1	02/01/2019 15:35	JB
Total Metals by ICP/MS SW6020B				**(SW3005A)**				
Antimony	BRL	0.00600		mg/L	273618	1	01/30/2019 17:41	KP
Arsenic	BRL	0.0500		mg/L	273618	1	01/30/2019 17:41	KP
Barium	0.0122	0.00400		mg/L	273618	1	01/30/2019 17:41	KP
Beryllium	BRL	0.00400		mg/L	273618	1	01/30/2019 17:41	KP
Cadmium	0.00731	0.00500		mg/L	273618	1	01/30/2019 17:41	KP
Chromium	BRL	0.0100		mg/L	273618	1	01/30/2019 17:41	KP
Copper	BRL	0.0100		mg/L	273618	1	01/30/2019 17:41	KP
Lead	BRL	0.0100		mg/L	273618	1	01/30/2019 17:41	KP
Nickel	BRL	0.0200		mg/L	273618	1	01/30/2019 17:41	KP
Selenium	BRL	0.0200		mg/L	273618	1	01/30/2019 17:41	KP
Thallium	BRL	0.00200		mg/L	273618	1	01/30/2019 17:41	KP
Vanadium	BRL	0.0100		mg/L	273618	1	01/30/2019 17:41	KP
Zinc	BRL	0.0200		mg/L	273618	1	01/30/2019 17:41	KP
SIM Polynuclear Aromatic Hydrocarbons SW8270E				**(SW3510C)**				
Naphthalene	BRL	0.50		ug/L	273598	1	01/29/2019 19:42	YH
Acenaphthylene	BRL	1.0		ug/L	273598	1	01/29/2019 19:42	YH
Acenaphthene	BRL	0.50		ug/L	273598	1	01/29/2019 19:42	YH
Fluorene	BRL	0.10		ug/L	273598	1	01/29/2019 19:42	YH
Phenanthrene	BRL	0.050		ug/L	273598	1	01/29/2019 19:42	YH
Anthracene	BRL	0.050		ug/L	273598	1	01/29/2019 19:42	YH
Fluoranthene	BRL	0.10		ug/L	273598	1	01/29/2019 19:42	YH
Pyrene	BRL	0.050		ug/L	273598	1	01/29/2019 19:42	YH
Benz(a)anthracene	BRL	0.050		ug/L	273598	1	01/29/2019 19:42	YH
Chrysene	BRL	0.050		ug/L	273598	1	01/29/2019 19:42	YH
Benzo(b)fluoranthene	BRL	0.10		ug/L	273598	1	01/29/2019 19:42	YH
Benzo(k)fluoranthene	BRL	0.050		ug/L	273598	1	01/29/2019 19:42	YH
Benzo(a)pyrene	BRL	0.050		ug/L	273598	1	01/29/2019 19:42	YH

Qualifiers:

- * Value exceeds maximum contaminant level
- BRL Below reporting limit
- H Holding times for preparation or analysis exceeded
- N Analyte not NELAC certified
- B Analyte detected in the associated method blank
- > Greater than Result value
- E Estimated (value above quantitation range)
- S Spike Recovery outside limits due to matrix
- Narr See case narrative
- NC Not confirmed
- < Less than Result value
- J Estimated value detected below Reporting Limit

Analytical Environmental Services, Inc **Date:** 18-Apr-19

Client:	Wood Environment & Infrastructure	**Client Sample ID:**	MW-501S-0119
Project Name:	AGL Augusta	**Collection Date:**	1/24/2019 1:00:00 PM
Lab ID:	1901N39-012	**Matrix:**	Groundwater

Analyses	Result	Reporting Limit	Qual	Units	BatchID	Dilution Factor	Date Analyzed	Analyst
SIM Polynuclear Aromatic Hydrocarbons SW8270E				**(SW3510C)**				
Indeno(1,2,3-cd)pyrene	BRL	0.050		ug/L	273598	1	01/29/2019 19:42	YH
Dibenz(a,h)anthracene	BRL	0.10		ug/L	273598	1	01/29/2019 19:42	YH
Benzo(g,h,i)perylene	BRL	0.10		ug/L	273598	1	01/29/2019 19:42	YH
Surr: 4-Terphenyl-d14	65.8	69.4-138	S	%REC	273598	1	01/29/2019 19:42	YH
Mercury, Total SW7470A				**(SW7470A)**				
Mercury	BRL	0.00020		mg/L	273679	1	01/29/2019 17:28	CD
Cyanide SW9014				**(SW9010C)**				
Cyanide, Total	BRL	0.010		mg/L	273748	1	01/30/2019 11:45	AT

Qualifiers:

*	Value exceeds maximum contaminant level	E	Estimated (value above quantitation range)
BRL	Below reporting limit	S	Spike Recovery outside limits due to matrix
H	Holding times for preparation or analysis exceeded	Narr	See case narrative
N	Analyte not NELAC certified	NC	Not confirmed
B	Analyte detected in the associated method blank	<	Less than Result value
>	Greater than Result value	J	Estimated value detected below Reporting Limit

Analytical Environmental Services, Inc **Date:** 18-Apr-19

Client:	Wood Environment & Infrastructure	**Client Sample ID:**	DUP-4-0119
Project Name:	AGL Augusta	**Collection Date:**	1/24/2019 12:00:00 PM
Lab ID:	1901N39-013	**Matrix:**	Groundwater

Analyses	Result	Reporting Limit	Qual	Units	BatchID	Dilution Factor	Date Analyzed	Analyst
Volatile Organic Compounds by GC/MS SW8260D				**(SW5030B)**				
Acetone	BRL	50		ug/L	273827	1	02/01/2019 15:11	JB
Benzene	BRL	5.0		ug/L	273827	1	02/01/2019 15:11	JB
Carbon disulfide	BRL	5.0		ug/L	273827	1	02/01/2019 15:11	JB
Ethylbenzene	BRL	5.0		ug/L	273827	1	02/01/2019 15:11	JB
Methylene chloride	BRL	5.0		ug/L	273827	1	02/01/2019 15:11	JB
Trichloroethene	BRL	5.0		ug/L	273827	1	02/01/2019 15:11	JB
Toluene	BRL	5.0		ug/L	273827	1	02/01/2019 15:11	JB
Xylenes, Total	BRL	5.0		ug/L	273827	1	02/01/2019 15:11	JB
Surr: 4-Bromofluorobenzene	91.8	64-125		%REC	273827	1	02/01/2019 15:11	JB
Surr: Dibromofluoromethane	92	76.4-125		%REC	273827	1	02/01/2019 15:11	JB
Surr: Toluene-d8	96.4	78.3-116		%REC	273827	1	02/01/2019 15:11	JB
Total Metals by ICP/MS SW6020B				**(SW3005A)**				
Antimony	BRL	0.00600		mg/L	273618	1	01/30/2019 17:45	KP
Arsenic	BRL	0.0500		mg/L	273618	1	01/30/2019 17:45	KP
Barium	0.0119	0.00400		mg/L	273618	1	01/30/2019 17:45	KP
Beryllium	BRL	0.00400		mg/L	273618	1	01/30/2019 17:45	KP
Cadmium	0.00790	0.00500		mg/L	273618	1	01/30/2019 17:45	KP
Chromium	BRL	0.0100		mg/L	273618	1	01/30/2019 17:45	KP
Copper	BRL	0.0100		mg/L	273618	1	01/30/2019 17:45	KP
Lead	BRL	0.0100		mg/L	273618	1	01/30/2019 17:45	KP
Nickel	BRL	0.0200		mg/L	273618	1	01/30/2019 17:45	KP
Selenium	BRL	0.0200		mg/L	273618	1	01/30/2019 17:45	KP
Thallium	BRL	0.00200		mg/L	273618	1	01/30/2019 17:45	KP
Vanadium	BRL	0.0100		mg/L	273618	1	01/30/2019 17:45	KP
Zinc	BRL	0.0200		mg/L	273618	1	01/30/2019 17:45	KP
SIM Polynuclear Aromatic Hydrocarbons SW8270E				**(SW3510C)**				
Naphthalene	BRL	0.50		ug/L	273598	1	01/29/2019 20:09	YH
Acenaphthylene	BRL	1.0		ug/L	273598	1	01/29/2019 20:09	YH
Acenaphthene	BRL	0.50		ug/L	273598	1	01/29/2019 20:09	YH
Fluorene	BRL	0.10		ug/L	273598	1	01/29/2019 20:09	YH
Phenanthrene	BRL	0.050		ug/L	273598	1	01/29/2019 20:09	YH
Anthracene	BRL	0.050		ug/L	273598	1	01/29/2019 20:09	YH
Fluoranthene	BRL	0.10		ug/L	273598	1	01/29/2019 20:09	YH
Pyrene	BRL	0.050		ug/L	273598	1	01/29/2019 20:09	YH
Benz(a)anthracene	BRL	0.050		ug/L	273598	1	01/29/2019 20:09	YH
Chrysene	BRL	0.050		ug/L	273598	1	01/29/2019 20:09	YH
Benzo(b)fluoranthene	BRL	0.10		ug/L	273598	1	01/29/2019 20:09	YH
Benzo(k)fluoranthene	BRL	0.050		ug/L	273598	1	01/29/2019 20:09	YH
Benzo(a)pyrene	BRL	0.050		ug/L	273598	1	01/29/2019 20:09	YH

Qualifiers:

- * Value exceeds maximum contaminant level
- BRL Below reporting limit
- H Holding times for preparation or analysis exceeded
- N Analyte not NELAC certified
- B Analyte detected in the associated method blank
- > Greater than Result value
- E Estimated (value above quantitation range)
- S Spike Recovery outside limits due to matrix
- Narr See case narrative
- NC Not confirmed
- < Less than Result value
- J Estimated value detected below Reporting Limit

Analytical Environmental Services, Inc **Date:** 18-Apr-19

Client:	Wood Environment & Infrastructure	**Client Sample ID:**	DUP-4-0119
Project Name:	AGL Augusta	**Collection Date:**	1/24/2019 12:00:00 PM
Lab ID:	1901N39-013	**Matrix:**	Groundwater

Analyses	Result	Reporting Limit	Qual	Units	BatchID	Dilution Factor	Date Analyzed	Analyst
SIM Polynuclear Aromatic Hydrocarbons SW8270E				**(SW3510C)**				
Indeno(1,2,3-cd)pyrene	BRL	0.050		ug/L	273598	1	01/29/2019 20:09	YH
Dibenz(a,h)anthracene	BRL	0.10		ug/L	273598	1	01/29/2019 20:09	YH
Benzo(g,h,i)perylene	BRL	0.10		ug/L	273598	1	01/29/2019 20:09	YH
Surr: 4-Terphenyl-d14	57.7	69.4-138	S	%REC	273598	1	01/29/2019 20:09	YH
Mercury, Total SW7470A				**(SW7470A)**				
Mercury	BRL	0.00020		mg/L	273679	1	01/29/2019 17:32	CD
Cyanide SW9014				**(SW9010C)**				
Cyanide, Total	BRL	0.010		mg/L	273748	1	01/30/2019 11:45	AT

Qualifiers:

*	Value exceeds maximum contaminant level	E	Estimated (value above quantitation range)
BRL	Below reporting limit	S	Spike Recovery outside limits due to matrix
H	Holding times for preparation or analysis exceeded	Narr	See case narrative
N	Analyte not NELAC certified	NC	Not confirmed
B	Analyte detected in the associated method blank	<	Less than Result value
>	Greater than Result value	J	Estimated value detected below Reporting Limit

Analytical Environmental Services, Inc **Date:** 18-Apr-19

Client:	Wood Environment & Infrastructure	**Client Sample ID:**	MW-408S-0119
Project Name:	AGL Augusta	**Collection Date:**	1/24/2019 3:25:00 PM
Lab ID:	1901N39-014	**Matrix:**	Groundwater

Analyses	Result	Reporting Limit	Qual	Units	BatchID	Dilution Factor	Date Analyzed	Analyst
Volatile Organic Compounds by GC/MS SW8260D				**(SW5030B)**				
Acetone	BRL	50		ug/L	273827	1	02/01/2019 13:24	OM
Benzene	BRL	5.0		ug/L	273827	1	02/01/2019 13:24	OM
Carbon disulfide	BRL	5.0		ug/L	273827	1	02/01/2019 13:24	OM
Ethylbenzene	BRL	5.0		ug/L	273827	1	02/01/2019 13:24	OM
Methylene chloride	BRL	5.0		ug/L	273827	1	02/01/2019 13:24	OM
Trichloroethene	BRL	5.0		ug/L	273827	1	02/01/2019 13:24	OM
Toluene	BRL	5.0		ug/L	273827	1	02/01/2019 13:24	OM
Xylenes, Total	BRL	5.0		ug/L	273827	1	02/01/2019 13:24	OM
Surr: 4-Bromofluorobenzene	93.4	64-125		%REC	273827	1	02/01/2019 13:24	OM
Surr: Dibromofluoromethane	100	76.4-125		%REC	273827	1	02/01/2019 13:24	OM
Surr: Toluene-d8	99.6	78.3-116		%REC	273827	1	02/01/2019 13:24	OM
Total Metals by ICP/MS SW6020B				**(SW3005A)**				
Antimony	BRL	0.00600		mg/L	273618	1	01/30/2019 17:48	KP
Arsenic	BRL	0.0500		mg/L	273618	1	01/30/2019 17:48	KP
Barium	0.516	0.00400		mg/L	273618	1	01/30/2019 17:48	KP
Beryllium	BRL	0.00400		mg/L	273618	1	01/30/2019 17:48	KP
Cadmium	BRL	0.00500		mg/L	273618	1	01/30/2019 17:48	KP
Chromium	BRL	0.0100		mg/L	273618	1	01/30/2019 17:48	KP
Copper	BRL	0.0100		mg/L	273618	1	01/30/2019 17:48	KP
Lead	BRL	0.0100		mg/L	273618	1	01/30/2019 17:48	KP
Nickel	BRL	0.0200		mg/L	273618	1	01/30/2019 17:48	KP
Selenium	BRL	0.0200		mg/L	273618	1	01/30/2019 17:48	KP
Thallium	BRL	0.00200		mg/L	273618	1	01/30/2019 17:48	KP
Vanadium	BRL	0.0100		mg/L	273618	1	01/30/2019 17:48	KP
Zinc	BRL	0.0200		mg/L	273618	1	01/30/2019 17:48	KP
SIM Polynuclear Aromatic Hydrocarbons SW8270E				**(SW3510C)**				
Naphthalene	BRL	0.50		ug/L	273598	1	01/29/2019 20:35	YH
Acenaphthylene	BRL	1.0		ug/L	273598	1	01/29/2019 20:35	YH
Acenaphthene	BRL	0.50		ug/L	273598	1	01/29/2019 20:35	YH
Fluorene	BRL	0.10		ug/L	273598	1	01/29/2019 20:35	YH
Phenanthrene	BRL	0.050		ug/L	273598	1	01/29/2019 20:35	YH
Anthracene	BRL	0.050		ug/L	273598	1	01/29/2019 20:35	YH
Fluoranthene	BRL	0.10		ug/L	273598	1	01/29/2019 20:35	YH
Pyrene	BRL	0.050		ug/L	273598	1	01/29/2019 20:35	YH
Benz(a)anthracene	BRL	0.050		ug/L	273598	1	01/29/2019 20:35	YH
Chrysene	BRL	0.050		ug/L	273598	1	01/29/2019 20:35	YH
Benzo(b)fluoranthene	BRL	0.10		ug/L	273598	1	01/29/2019 20:35	YH
Benzo(k)fluoranthene	BRL	0.050		ug/L	273598	1	01/29/2019 20:35	YH
Benzo(a)pyrene	BRL	0.050		ug/L	273598	1	01/29/2019 20:35	YH

Qualifiers:

- * Value exceeds maximum contaminant level
- BRL Below reporting limit
- H Holding times for preparation or analysis exceeded
- N Analyte not NELAC certified
- B Analyte detected in the associated method blank
- > Greater than Result value
- E Estimated (value above quantitation range)
- S Spike Recovery outside limits due to matrix
- Narr See case narrative
- NC Not confirmed
- < Less than Result value
- J Estimated value detected below Reporting Limit

Analytical Environmental Services, Inc **Date:** 18-Apr-19

Client:	Wood Environment & Infrastructure	**Client Sample ID:**	MW-408S-0119
Project Name:	AGL Augusta	**Collection Date:**	1/24/2019 3:25:00 PM
Lab ID:	1901N39-014	**Matrix:**	Groundwater

Analyses	Result	Reporting Limit	Qual	Units	BatchID	Dilution Factor	Date Analyzed	Analyst
SIM Polynuclear Aromatic Hydrocarbons SW8270E				**(SW3510C)**				
Indeno(1,2,3-cd)pyrene	BRL	0.050		ug/L	273598	1	01/29/2019 20:35	YH
Dibenz(a,h)anthracene	BRL	0.10		ug/L	273598	1	01/29/2019 20:35	YH
Benzo(g,h,i)perylene	BRL	0.10		ug/L	273598	1	01/29/2019 20:35	YH
Surr: 4-Terphenyl-d14	101	69.4-138		%REC	273598	1	01/29/2019 20:35	YH
Mercury, Total SW7470A				**(SW7470A)**				
Mercury	BRL	0.00020		mg/L	273679	1	01/29/2019 17:36	CD
Cyanide SW9014				**(SW9010C)**				
Cyanide, Total	BRL	0.010		mg/L	273748	1	01/30/2019 11:45	AT

Qualifiers:

*	Value exceeds maximum contaminant level	E	Estimated (value above quantitation range)
BRL	Below reporting limit	S	Spike Recovery outside limits due to matrix
H	Holding times for preparation or analysis exceeded	Narr	See case narrative
N	Analyte not NELAC certified	NC	Not confirmed
B	Analyte detected in the associated method blank	<	Less than Result value
>	Greater than Result value	J	Estimated value detected below Reporting Limit

Analytical Environmental Services, Inc **Date:** 18-Apr-19

Client:	Wood Environment & Infrastructure	**Client Sample ID:**	MW-408DR-0119
Project Name:	AGL Augusta	**Collection Date:**	1/24/2019 5:00:00 PM
Lab ID:	1901N39-015	**Matrix:**	Groundwater

Analyses	Result	Reporting Limit	Qual	Units	BatchID	Dilution Factor	Date Analyzed	Analyst
Volatile Organic Compounds by GC/MS SW8260D				**(SW5030B)**				
Acetone	BRL	50		ug/L	273827	1	01/31/2019 18:54	OM
Benzene	BRL	5.0		ug/L	273827	1	01/31/2019 18:54	OM
Carbon disulfide	BRL	5.0		ug/L	273827	1	01/31/2019 18:54	OM
Ethylbenzene	BRL	5.0		ug/L	273827	1	01/31/2019 18:54	OM
Methylene chloride	BRL	5.0		ug/L	273827	1	01/31/2019 18:54	OM
Trichloroethene	BRL	5.0		ug/L	273827	1	01/31/2019 18:54	OM
Toluene	BRL	5.0		ug/L	273827	1	01/31/2019 18:54	OM
Xylenes, Total	BRL	5.0		ug/L	273827	1	01/31/2019 18:54	OM
Surr: 4-Bromofluorobenzene	96.5	64-125		%REC	273827	1	01/31/2019 18:54	OM
Surr: Dibromofluoromethane	97.3	76.4-125		%REC	273827	1	01/31/2019 18:54	OM
Surr: Toluene-d8	98.9	78.3-116		%REC	273827	1	01/31/2019 18:54	OM
Total Metals by ICP/MS SW6020B				**(SW3005A)**				
Antimony	BRL	0.00600		mg/L	273618	1	01/30/2019 18:02	KP
Arsenic	BRL	0.0500		mg/L	273618	1	01/30/2019 18:02	KP
Barium	0.471	0.00400		mg/L	273618	1	01/30/2019 18:02	KP
Beryllium	BRL	0.00400		mg/L	273618	1	01/30/2019 18:02	KP
Cadmium	BRL	0.00500		mg/L	273618	1	01/30/2019 18:02	KP
Chromium	BRL	0.0100		mg/L	273618	1	01/30/2019 18:02	KP
Copper	BRL	0.0100		mg/L	273618	1	01/30/2019 18:02	KP
Lead	BRL	0.0100		mg/L	273618	1	01/30/2019 18:02	KP
Nickel	BRL	0.0200		mg/L	273618	1	01/30/2019 18:02	KP
Selenium	BRL	0.0200		mg/L	273618	1	01/30/2019 18:02	KP
Thallium	BRL	0.00200		mg/L	273618	1	01/30/2019 18:02	KP
Vanadium	BRL	0.0100		mg/L	273618	1	01/30/2019 18:02	KP
Zinc	BRL	0.0200		mg/L	273618	1	01/30/2019 18:02	KP
SIM Polynuclear Aromatic Hydrocarbons SW8270E				**(SW3510C)**				
Naphthalene	BRL	50		ug/L	273598	100	01/30/2019 14:16	YH
Acenaphthylene	BRL	1.0		ug/L	273598	1	01/29/2019 21:01	YH
Acenaphthene	BRL	50		ug/L	273598	100	01/30/2019 14:16	YH
Fluorene	0.99	0.10		ug/L	273598	1	01/29/2019 21:01	YH
Phenanthrene	5.2	0.050		ug/L	273598	1	01/29/2019 21:01	YH
Anthracene	0.74	0.050		ug/L	273598	1	01/29/2019 21:01	YH
Fluoranthene	0.18	0.10		ug/L	273598	1	01/29/2019 21:01	YH
Pyrene	0.13	0.050		ug/L	273598	1	01/29/2019 21:01	YH
Benz(a)anthracene	BRL	0.050		ug/L	273598	1	01/29/2019 21:01	YH
Chrysene	BRL	0.050		ug/L	273598	1	01/29/2019 21:01	YH
Benzo(b)fluoranthene	BRL	0.10		ug/L	273598	1	01/29/2019 21:01	YH
Benzo(k)fluoranthene	BRL	0.050		ug/L	273598	1	01/29/2019 21:01	YH
Benzo(a)pyrene	BRL	0.050		ug/L	273598	1	01/29/2019 21:01	YH

Qualifiers:

- * Value exceeds maximum contaminant level
- BRL Below reporting limit
- H Holding times for preparation or analysis exceeded
- N Analyte not NELAC certified
- B Analyte detected in the associated method blank
- > Greater than Result value
- E Estimated (value above quantitation range)
- S Spike Recovery outside limits due to matrix
- Narr See case narrative
- NC Not confirmed
- < Less than Result value
- J Estimated value detected below Reporting Limit

Analytical Environmental Services, Inc **Date:** 18-Apr-19

Client:	Wood Environment & Infrastructure	**Client Sample ID:**	MW-408DR-0119
Project Name:	AGL Augusta	**Collection Date:**	1/24/2019 5:00:00 PM
Lab ID:	1901N39-015	**Matrix:**	Groundwater

Analyses	Result	Reporting Limit	Qual	Units	BatchID	Dilution Factor	Date Analyzed	Analyst
SIM Polynuclear Aromatic Hydrocarbons SW8270E				**(SW3510C)**				
Indeno(1,2,3-cd)pyrene	BRL	0.050		ug/L	273598	1	01/29/2019 21:01	YH
Dibenz(a,h)anthracene	BRL	0.10		ug/L	273598	1	01/29/2019 21:01	YH
Benzo(g,h,i)perylene	BRL	0.10		ug/L	273598	1	01/29/2019 21:01	YH
Surr: 4-Terphenyl-d14	100	69.4-138		%REC	273598	1	01/29/2019 21:01	YH
Mercury, Total SW7470A				**(SW7470A)**				
Mercury	BRL	0.00020		mg/L	273679	1	01/29/2019 17:39	CD
Cyanide SW9014				**(SW9010C)**				
Cyanide, Total	BRL	0.010		mg/L	273748	1	01/30/2019 11:45	AT

Qualifiers:

*	Value exceeds maximum contaminant level	E	Estimated (value above quantitation range)
BRL	Below reporting limit	S	Spike Recovery outside limits due to matrix
H	Holding times for preparation or analysis exceeded	Narr	See case narrative
N	Analyte not NELAC certified	NC	Not confirmed
B	Analyte detected in the associated method blank	<	Less than Result value
>	Greater than Result value	J	Estimated value detected below Reporting Limit

Analytical Environmental Services, Inc **Date:** 18-Apr-19

Client:	Wood Environment & Infrastructure	**Client Sample ID:**	TB-04-0119
Project Name:	AGL Augusta	**Collection Date:**	1/25/2019 9:00:00 AM
Lab ID:	1901N39-016	**Matrix:**	Groundwater

Analyses	Result	Reporting Limit	Qual	Units	BatchID	Dilution Factor	Date Analyzed	Analyst
Volatile Organic Compounds by GC/MS SW8260D				**(SW5030B)**				
Acetone	BRL	50		ug/L	273727	1	01/29/2019 12:54	ZH
Benzene	BRL	5.0		ug/L	273727	1	01/29/2019 12:54	ZH
Carbon disulfide	BRL	5.0		ug/L	273727	1	01/29/2019 12:54	ZH
Ethylbenzene	BRL	5.0		ug/L	273727	1	01/29/2019 12:54	ZH
Methylene chloride	BRL	5.0		ug/L	273727	1	01/29/2019 12:54	ZH
Trichloroethene	BRL	5.0		ug/L	273727	1	01/29/2019 12:54	ZH
Toluene	BRL	5.0		ug/L	273727	1	01/29/2019 12:54	ZH
Xylenes, Total	BRL	5.0		ug/L	273727	1	01/29/2019 12:54	ZH
Surr: 4-Bromofluorobenzene	93.7	64-125		%REC	273727	1	01/29/2019 12:54	ZH
Surr: Dibromofluoromethane	96.7	76.4-125		%REC	273727	1	01/29/2019 12:54	ZH
Surr: Toluene-d8	97.7	78.3-116		%REC	273727	1	01/29/2019 12:54	ZH

Qualifiers:

- * Value exceeds maximum contaminant level
- BRL Below reporting limit
- H Holding times for preparation or analysis exceeded
- N Analyte not NELAC certified
- B Analyte detected in the associated method blank
- > Greater than Result value
- E Estimated (value above quantitation range)
- S Spike Recovery outside limits due to matrix
- Narr See case narrative
- NC Not confirmed
- < Less than Result value
- J Estimated value detected below Reporting Limit

Analytical Environmental Services, Inc **Date:** 18-Apr-19

Client:	Wood Environment & Infrastructure	**Client Sample ID:**	MW-21-0119
Project Name:	AGL Augusta	**Collection Date:**	1/25/2019 9:52:00 AM
Lab ID:	1901N39-017	**Matrix:**	Groundwater

Analyses	Result	Reporting Limit	Qual	Units	BatchID	Dilution Factor	Date Analyzed	Analyst
Volatile Organic Compounds by GC/MS SW8260D				**(SW5030B)**				
Acetone	BRL	50		ug/L	273827	1	01/31/2019 19:19	OM
Benzene	BRL	5.0		ug/L	273827	1	01/31/2019 19:19	OM
Carbon disulfide	BRL	5.0		ug/L	273827	1	01/31/2019 19:19	OM
Ethylbenzene	BRL	5.0		ug/L	273827	1	01/31/2019 19:19	OM
Methylene chloride	BRL	5.0		ug/L	273827	1	01/31/2019 19:19	OM
Trichloroethene	24	5.0		ug/L	273827	1	01/31/2019 19:19	OM
Toluene	BRL	5.0		ug/L	273827	1	01/31/2019 19:19	OM
Xylenes, Total	BRL	5.0		ug/L	273827	1	01/31/2019 19:19	OM
Surr: 4-Bromofluorobenzene	93.8	64-125		%REC	273827	1	01/31/2019 19:19	OM
Surr: Dibromofluoromethane	99.1	76.4-125		%REC	273827	1	01/31/2019 19:19	OM
Surr: Toluene-d8	100	78.3-116		%REC	273827	1	01/31/2019 19:19	OM
Total Metals by ICP/MS SW6020B				**(SW3005A)**				
Antimony	BRL	0.00600		mg/L	273618	1	01/30/2019 18:05	KP
Arsenic	BRL	0.0500		mg/L	273618	1	01/30/2019 18:05	KP
Barium	0.0867	0.00400		mg/L	273618	1	01/30/2019 18:05	KP
Beryllium	BRL	0.00400		mg/L	273618	1	01/30/2019 18:05	KP
Cadmium	BRL	0.00500		mg/L	273618	1	01/30/2019 18:05	KP
Chromium	BRL	0.0100		mg/L	273618	1	01/30/2019 18:05	KP
Copper	BRL	0.0100		mg/L	273618	1	01/30/2019 18:05	KP
Lead	BRL	0.0100		mg/L	273618	1	01/30/2019 18:05	KP
Nickel	BRL	0.0200		mg/L	273618	1	01/30/2019 18:05	KP
Selenium	BRL	0.0200		mg/L	273618	1	01/30/2019 18:05	KP
Thallium	BRL	0.00200		mg/L	273618	1	01/30/2019 18:05	KP
Vanadium	BRL	0.0100		mg/L	273618	1	01/30/2019 18:05	KP
Zinc	BRL	0.0200		mg/L	273618	1	01/30/2019 18:05	KP
SIM Polynuclear Aromatic Hydrocarbons SW8270E				**(SW3510C)**				
Naphthalene	BRL	0.50		ug/L	273598	1	01/29/2019 21:29	YH
Acenaphthylene	BRL	1.0		ug/L	273598	1	01/29/2019 21:29	YH
Acenaphthene	BRL	0.50		ug/L	273598	1	01/29/2019 21:29	YH
Fluorene	BRL	0.10		ug/L	273598	1	01/29/2019 21:29	YH
Phenanthrene	BRL	0.050		ug/L	273598	1	01/29/2019 21:29	YH
Anthracene	BRL	0.050		ug/L	273598	1	01/29/2019 21:29	YH
Fluoranthene	BRL	0.10		ug/L	273598	1	01/29/2019 21:29	YH
Pyrene	BRL	0.050		ug/L	273598	1	01/29/2019 21:29	YH
Benz(a)anthracene	BRL	0.050		ug/L	273598	1	01/29/2019 21:29	YH
Chrysene	BRL	0.050		ug/L	273598	1	01/29/2019 21:29	YH
Benzo(b)fluoranthene	BRL	0.10		ug/L	273598	1	01/29/2019 21:29	YH
Benzo(k)fluoranthene	BRL	0.050		ug/L	273598	1	01/29/2019 21:29	YH
Benzo(a)pyrene	BRL	0.050		ug/L	273598	1	01/29/2019 21:29	YH

Qualifiers:

- * Value exceeds maximum contaminant level
- BRL Below reporting limit
- H Holding times for preparation or analysis exceeded
- N Analyte not NELAC certified
- B Analyte detected in the associated method blank
- > Greater than Result value
- E Estimated (value above quantitation range)
- S Spike Recovery outside limits due to matrix
- Narr See case narrative
- NC Not confirmed
- < Less than Result value
- J Estimated value detected below Reporting Limit

Analytical Environmental Services, Inc **Date:** 18-Apr-19

Client:	Wood Environment & Infrastructure	**Client Sample ID:**	MW-21-0119
Project Name:	AGL Augusta	**Collection Date:**	1/25/2019 9:52:00 AM
Lab ID:	1901N39-017	**Matrix:**	Groundwater

Analyses	Result	Reporting Limit	Qual	Units	BatchID	Dilution Factor	Date Analyzed	Analyst
SIM Polynuclear Aromatic Hydrocarbons SW8270E				**(SW3510C)**				
Indeno(1,2,3-cd)pyrene	BRL	0.050		ug/L	273598	1	01/29/2019 21:29	YH
Dibenz(a,h)anthracene	BRL	0.10		ug/L	273598	1	01/29/2019 21:29	YH
Benzo(g,h,i)perylene	BRL	0.10		ug/L	273598	1	01/29/2019 21:29	YH
Surr: 4-Terphenyl-d14	110	69.4-138		%REC	273598	1	01/29/2019 21:29	YH
Mercury, Total SW7470A				**(SW7470A)**				
Mercury	BRL	0.00020		mg/L	273679	1	01/29/2019 17:43	CD
Cyanide SW9014				**(SW9010C)**				
Cyanide, Total	BRL	0.010		mg/L	273748	1	01/30/2019 11:45	AT

Qualifiers:

*	Value exceeds maximum contaminant level	E	Estimated (value above quantitation range)
BRL	Below reporting limit	S	Spike Recovery outside limits due to matrix
H	Holding times for preparation or analysis exceeded	Narr	See case narrative
N	Analyte not NELAC certified	NC	Not confirmed
B	Analyte detected in the associated method blank	<	Less than Result value
>	Greater than Result value	J	Estimated value detected below Reporting Limit

Analytical Environmental Services, Inc **Date:** 18-Apr-19

Client:	Wood Environment & Infrastructure	**Client Sample ID:**	MW-319-0119
Project Name:	AGL Augusta	**Collection Date:**	1/25/2019 10:05:00 AM
Lab ID:	1901N39-018	**Matrix:**	Groundwater

Analyses	Result	Reporting Limit	Qual	Units	BatchID	Dilution Factor	Date Analyzed	Analyst
Volatile Organic Compounds by GC/MS SW8260D				**(SW5030B)**				
Acetone	BRL	50		ug/L	273727	1	01/31/2019 22:25	JB
Benzene	BRL	5.0		ug/L	273727	1	01/31/2019 22:25	JB
Carbon disulfide	BRL	5.0		ug/L	273727	1	01/31/2019 22:25	JB
Ethylbenzene	BRL	5.0		ug/L	273727	1	01/31/2019 22:25	JB
Methylene chloride	BRL	5.0		ug/L	273727	1	01/31/2019 22:25	JB
Trichloroethene	BRL	5.0		ug/L	273727	1	01/31/2019 22:25	JB
Toluene	BRL	5.0		ug/L	273727	1	01/31/2019 22:25	JB
Xylenes, Total	BRL	5.0		ug/L	273727	1	01/31/2019 22:25	JB
Surr: 4-Bromofluorobenzene	91.7	64-125		%REC	273727	1	01/31/2019 22:25	JB
Surr: Dibromofluoromethane	92.2	76.4-125		%REC	273727	1	01/31/2019 22:25	JB
Surr: Toluene-d8	97.2	78.3-116		%REC	273727	1	01/31/2019 22:25	JB
Total Metals by ICP/MS SW6020B				**(SW3005A)**				
Antimony	BRL	0.00600		mg/L	273618	1	01/30/2019 18:09	KP
Arsenic	BRL	0.0500		mg/L	273618	1	01/30/2019 18:09	KP
Barium	0.0306	0.00400		mg/L	273618	1	01/30/2019 18:09	KP
Beryllium	BRL	0.00400		mg/L	273618	1	01/30/2019 18:09	KP
Cadmium	BRL	0.00500		mg/L	273618	1	01/30/2019 18:09	KP
Chromium	BRL	0.0100		mg/L	273618	1	01/30/2019 18:09	KP
Copper	BRL	0.0100		mg/L	273618	1	01/30/2019 18:09	KP
Lead	BRL	0.0100		mg/L	273618	1	01/30/2019 18:09	KP
Nickel	BRL	0.0200		mg/L	273618	1	01/30/2019 18:09	KP
Selenium	BRL	0.0200		mg/L	273618	1	01/30/2019 18:09	KP
Thallium	BRL	0.00200		mg/L	273618	1	01/30/2019 18:09	KP
Vanadium	BRL	0.0100		mg/L	273618	1	01/30/2019 18:09	KP
Zinc	BRL	0.0200		mg/L	273618	1	01/30/2019 18:09	KP
SIM Polynuclear Aromatic Hydrocarbons SW8270E				**(SW3510C)**				
Naphthalene	1.0	0.50		ug/L	273598	1	01/29/2019 21:56	YH
Acenaphthylene	BRL	1.0		ug/L	273598	1	01/29/2019 21:56	YH
Acenaphthene	BRL	0.50		ug/L	273598	1	01/29/2019 21:56	YH
Fluorene	BRL	0.10		ug/L	273598	1	01/29/2019 21:56	YH
Phenanthrene	BRL	0.050		ug/L	273598	1	01/29/2019 21:56	YH
Anthracene	BRL	0.050		ug/L	273598	1	01/29/2019 21:56	YH
Fluoranthene	BRL	0.10		ug/L	273598	1	01/29/2019 21:56	YH
Pyrene	BRL	0.050		ug/L	273598	1	01/29/2019 21:56	YH
Benz(a)anthracene	BRL	0.050		ug/L	273598	1	01/29/2019 21:56	YH
Chrysene	BRL	0.050		ug/L	273598	1	01/29/2019 21:56	YH
Benzo(b)fluoranthene	BRL	0.10		ug/L	273598	1	01/29/2019 21:56	YH
Benzo(k)fluoranthene	BRL	0.050		ug/L	273598	1	01/29/2019 21:56	YH
Benzo(a)pyrene	BRL	0.050		ug/L	273598	1	01/29/2019 21:56	YH

Qualifiers:

- * Value exceeds maximum contaminant level
- BRL Below reporting limit
- H Holding times for preparation or analysis exceeded
- N Analyte not NELAC certified
- B Analyte detected in the associated method blank
- > Greater than Result value
- E Estimated (value above quantitation range)
- S Spike Recovery outside limits due to matrix
- Narr See case narrative
- NC Not confirmed
- < Less than Result value
- J Estimated value detected below Reporting Limit

Analytical Environmental Services, Inc **Date:** 18-Apr-19

Client:	Wood Environment & Infrastructure	**Client Sample ID:**	MW-319-0119
Project Name:	AGL Augusta	**Collection Date:**	1/25/2019 10:05:00 AM
Lab ID:	1901N39-018	**Matrix:**	Groundwater

Analyses	Result	Reporting Limit	Qual	Units	BatchID	Dilution Factor	Date Analyzed	Analyst
SIM Polynuclear Aromatic Hydrocarbons SW8270E				**(SW3510C)**				
Indeno(1,2,3-cd)pyrene	BRL	0.050		ug/L	273598	1	01/29/2019 21:56	YH
Dibenz(a,h)anthracene	BRL	0.10		ug/L	273598	1	01/29/2019 21:56	YH
Benzo(g,h,i)perylene	BRL	0.10		ug/L	273598	1	01/29/2019 21:56	YH
Surr: 4-Terphenyl-d14	88.7	69.4-138		%REC	273598	1	01/29/2019 21:56	YH
Mercury, Total SW7470A				**(SW7470A)**				
Mercury	BRL	0.00020		mg/L	273679	1	01/29/2019 17:47	CD
Cyanide SW9014				**(SW9010C)**				
Cyanide, Total	BRL	0.010		mg/L	273748	1	01/30/2019 11:45	AT

Qualifiers:

*	Value exceeds maximum contaminant level	E	Estimated (value above quantitation range)
BRL	Below reporting limit	S	Spike Recovery outside limits due to matrix
H	Holding times for preparation or analysis exceeded	Narr	See case narrative
N	Analyte not NELAC certified	NC	Not confirmed
B	Analyte detected in the associated method blank	<	Less than Result value
>	Greater than Result value	J	Estimated value detected below Reporting Limit

Analytical Environmental Services, Inc **Date:** 18-Apr-19

Client:	Wood Environment & Infrastructure	**Client Sample ID:**	MW-22-0119
Project Name:	AGL Augusta	**Collection Date:**	1/25/2019 9:20:00 AM
Lab ID:	1901N39-019	**Matrix:**	Groundwater

Analyses	Result	Reporting Limit	Qual	Units	BatchID	Dilution Factor	Date Analyzed	Analyst
Volatile Organic Compounds by GC/MS SW8260D				**(SW5030B)**				
Acetone	BRL	50		ug/L	273727	1	01/31/2019 22:50	JB
Benzene	BRL	5.0		ug/L	273727	1	01/31/2019 22:50	JB
Carbon disulfide	BRL	5.0		ug/L	273727	1	01/31/2019 22:50	JB
Ethylbenzene	BRL	5.0		ug/L	273727	1	01/31/2019 22:50	JB
Methylene chloride	BRL	5.0		ug/L	273727	1	01/31/2019 22:50	JB
Trichloroethene	BRL	5.0		ug/L	273727	1	01/31/2019 22:50	JB
Toluene	BRL	5.0		ug/L	273727	1	01/31/2019 22:50	JB
Xylenes, Total	BRL	5.0		ug/L	273727	1	01/31/2019 22:50	JB
Surr: 4-Bromofluorobenzene	92.8	64-125		%REC	273727	1	01/31/2019 22:50	JB
Surr: Dibromofluoromethane	93.5	76.4-125		%REC	273727	1	01/31/2019 22:50	JB
Surr: Toluene-d8	97	78.3-116		%REC	273727	1	01/31/2019 22:50	JB
Total Metals by ICP/MS SW6020B				**(SW3005A)**				
Antimony	BRL	0.00600		mg/L	273618	1	01/30/2019 18:12	KP
Arsenic	BRL	0.0500		mg/L	273618	1	01/30/2019 18:12	KP
Barium	0.0374	0.00400		mg/L	273618	1	01/30/2019 18:12	KP
Beryllium	BRL	0.00400		mg/L	273618	1	01/30/2019 18:12	KP
Cadmium	BRL	0.00500		mg/L	273618	1	01/30/2019 18:12	KP
Chromium	BRL	0.0100		mg/L	273618	1	01/30/2019 18:12	KP
Copper	BRL	0.0100		mg/L	273618	1	01/30/2019 18:12	KP
Lead	BRL	0.0100		mg/L	273618	1	01/30/2019 18:12	KP
Nickel	BRL	0.0200		mg/L	273618	1	01/30/2019 18:12	KP
Selenium	BRL	0.0200		mg/L	273618	1	01/30/2019 18:12	KP
Thallium	BRL	0.00200		mg/L	273618	1	01/30/2019 18:12	KP
Vanadium	BRL	0.0100		mg/L	273618	1	01/30/2019 18:12	KP
Zinc	BRL	0.0200		mg/L	273618	1	01/30/2019 18:12	KP
SIM Polynuclear Aromatic Hydrocarbons SW8270E				**(SW3510C)**				
Naphthalene	BRL	0.50		ug/L	273598	1	01/29/2019 22:23	YH
Acenaphthylene	BRL	1.0		ug/L	273598	1	01/29/2019 22:23	YH
Acenaphthene	BRL	0.50		ug/L	273598	1	01/29/2019 22:23	YH
Fluorene	BRL	0.10		ug/L	273598	1	01/29/2019 22:23	YH
Phenanthrene	BRL	0.050		ug/L	273598	1	01/29/2019 22:23	YH
Anthracene	BRL	0.050		ug/L	273598	1	01/29/2019 22:23	YH
Fluoranthene	BRL	0.10		ug/L	273598	1	01/29/2019 22:23	YH
Pyrene	BRL	0.050		ug/L	273598	1	01/29/2019 22:23	YH
Benz(a)anthracene	BRL	0.050		ug/L	273598	1	01/29/2019 22:23	YH
Chrysene	BRL	0.050		ug/L	273598	1	01/29/2019 22:23	YH
Benzo(b)fluoranthene	BRL	0.10		ug/L	273598	1	01/29/2019 22:23	YH
Benzo(k)fluoranthene	BRL	0.050		ug/L	273598	1	01/29/2019 22:23	YH
Benzo(a)pyrene	BRL	0.050		ug/L	273598	1	01/29/2019 22:23	YH

Qualifiers:

- * Value exceeds maximum contaminant level
- BRL Below reporting limit
- H Holding times for preparation or analysis exceeded
- N Analyte not NELAC certified
- B Analyte detected in the associated method blank
- > Greater than Result value
- E Estimated (value above quantitation range)
- S Spike Recovery outside limits due to matrix
- Narr See case narrative
- NC Not confirmed
- < Less than Result value
- J Estimated value detected below Reporting Limit

Analytical Environmental Services, Inc **Date:** 18-Apr-19

Client:	Wood Environment & Infrastructure	**Client Sample ID:**	MW-22-0119
Project Name:	AGL Augusta	**Collection Date:**	1/25/2019 9:20:00 AM
Lab ID:	1901N39-019	**Matrix:**	Groundwater

Analyses	Result	Reporting Limit	Qual	Units	BatchID	Dilution Factor	Date Analyzed	Analyst
SIM Polynuclear Aromatic Hydrocarbons SW8270E				**(SW3510C)**				
Indeno(1,2,3-cd)pyrene	BRL	0.050		ug/L	273598	1	01/29/2019 22:23	YH
Dibenz(a,h)anthracene	BRL	0.10		ug/L	273598	1	01/29/2019 22:23	YH
Benzo(g,h,i)perylene	BRL	0.10		ug/L	273598	1	01/29/2019 22:23	YH
Surr: 4-Terphenyl-d14	99.9	69.4-138		%REC	273598	1	01/29/2019 22:23	YH
Mercury, Total SW7470A				**(SW7470A)**				
Mercury	BRL	0.00020		mg/L	273717	1	01/30/2019 15:02	CD
Cyanide SW9014				**(SW9010C)**				
Cyanide, Total	BRL	0.010		mg/L	273748	1	01/30/2019 11:45	AT

Qualifiers:

- * Value exceeds maximum contaminant level
- BRL Below reporting limit
- H Holding times for preparation or analysis exceeded
- N Analyte not NELAC certified
- B Analyte detected in the associated method blank
- > Greater than Result value
- E Estimated (value above quantitation range)
- S Spike Recovery outside limits due to matrix
- Narr See case narrative
- NC Not confirmed
- < Less than Result value
- J Estimated value detected below Reporting Limit

Analytical Environmental Services, Inc **Date:** 18-Apr-19

Client:	Wood Environment & Infrastructure	**Client Sample ID:**	MW-313-0119
Project Name:	AGL Augusta	**Collection Date:**	1/25/2019 11:30:00 AM
Lab ID:	1901N39-020	**Matrix:**	Groundwater

Analyses	Result	Reporting Limit	Qual	Units	BatchID	Dilution Factor	Date Analyzed	Analyst
Volatile Organic Compounds by GC/MS SW8260D				**(SW5030B)**				
Acetone	BRL	50		ug/L	273727	1	01/31/2019 23:14	JB
Benzene	BRL	5.0		ug/L	273727	1	01/31/2019 23:14	JB
Carbon disulfide	BRL	5.0		ug/L	273727	1	01/31/2019 23:14	JB
Ethylbenzene	BRL	5.0		ug/L	273727	1	01/31/2019 23:14	JB
Methylene chloride	BRL	5.0		ug/L	273727	1	01/31/2019 23:14	JB
Trichloroethene	BRL	5.0		ug/L	273727	1	01/31/2019 23:14	JB
Toluene	BRL	5.0		ug/L	273727	1	01/31/2019 23:14	JB
Xylenes, Total	BRL	5.0		ug/L	273727	1	01/31/2019 23:14	JB
Surr: 4-Bromofluorobenzene	94.7	64-125		%REC	273727	1	01/31/2019 23:14	JB
Surr: Dibromofluoromethane	94.5	76.4-125		%REC	273727	1	01/31/2019 23:14	JB
Surr: Toluene-d8	97.7	78.3-116		%REC	273727	1	01/31/2019 23:14	JB
Total Metals by ICP/MS SW6020B				**(SW3005A)**				
Antimony	BRL	0.00600		mg/L	273618	1	01/30/2019 18:15	KP
Arsenic	BRL	0.0500		mg/L	273618	1	01/30/2019 18:15	KP
Barium	0.217	0.00400		mg/L	273618	1	01/30/2019 18:15	KP
Beryllium	BRL	0.00400		mg/L	273618	1	01/30/2019 18:15	KP
Cadmium	BRL	0.00500		mg/L	273618	1	01/30/2019 18:15	KP
Chromium	BRL	0.0100		mg/L	273618	1	01/30/2019 18:15	KP
Copper	BRL	0.0100		mg/L	273618	1	01/30/2019 18:15	KP
Lead	BRL	0.0100		mg/L	273618	1	01/30/2019 18:15	KP
Nickel	BRL	0.0200		mg/L	273618	1	01/30/2019 18:15	KP
Selenium	BRL	0.0200		mg/L	273618	1	01/30/2019 18:15	KP
Thallium	BRL	0.00200		mg/L	273618	1	01/30/2019 18:15	KP
Vanadium	BRL	0.0100		mg/L	273618	1	01/30/2019 18:15	KP
Zinc	BRL	0.0200		mg/L	273618	1	01/30/2019 18:15	KP
SIM Polynuclear Aromatic Hydrocarbons SW8270E				**(SW3510C)**				
Naphthalene	BRL	0.50		ug/L	273598	1	01/30/2019 10:40	YH
Acenaphthylene	BRL	1.0		ug/L	273598	1	01/30/2019 10:40	YH
Acenaphthene	BRL	0.50		ug/L	273598	1	01/30/2019 10:40	YH
Fluorene	BRL	0.10		ug/L	273598	1	01/30/2019 10:40	YH
Phenanthrene	BRL	0.050		ug/L	273598	1	01/30/2019 10:40	YH
Anthracene	BRL	0.050		ug/L	273598	1	01/30/2019 10:40	YH
Fluoranthene	BRL	0.10		ug/L	273598	1	01/30/2019 10:40	YH
Pyrene	BRL	0.050		ug/L	273598	1	01/30/2019 10:40	YH
Benz(a)anthracene	BRL	0.050		ug/L	273598	1	01/30/2019 10:40	YH
Chrysene	BRL	0.050		ug/L	273598	1	01/30/2019 10:40	YH
Benzo(b)fluoranthene	BRL	0.10		ug/L	273598	1	01/30/2019 10:40	YH
Benzo(k)fluoranthene	BRL	0.050		ug/L	273598	1	01/30/2019 10:40	YH
Benzo(a)pyrene	BRL	0.050		ug/L	273598	1	01/30/2019 10:40	YH

Qualifiers:

- * Value exceeds maximum contaminant level
- BRL Below reporting limit
- H Holding times for preparation or analysis exceeded
- N Analyte not NELAC certified
- B Analyte detected in the associated method blank
- > Greater than Result value
- E Estimated (value above quantitation range)
- S Spike Recovery outside limits due to matrix
- Narr See case narrative
- NC Not confirmed
- < Less than Result value
- J Estimated value detected below Reporting Limit

Analytical Environmental Services, Inc **Date:** 18-Apr-19

Client:	Wood Environment & Infrastructure	**Client Sample ID:**	MW-313-0119
Project Name:	AGL Augusta	**Collection Date:**	1/25/2019 11:30:00 AM
Lab ID:	1901N39-020	**Matrix:**	Groundwater

Analyses	Result	Reporting Limit	Qual	Units	BatchID	Dilution Factor	Date Analyzed	Analyst
SIM Polynuclear Aromatic Hydrocarbons SW8270E				**(SW3510C)**				
Indeno(1,2,3-cd)pyrene	BRL	0.050		ug/L	273598	1	01/30/2019 10:40	YH
Dibenz(a,h)anthracene	BRL	0.10		ug/L	273598	1	01/30/2019 10:40	YH
Benzo(g,h,i)perylene	BRL	0.10		ug/L	273598	1	01/30/2019 10:40	YH
Surr: 4-Terphenyl-d14	94.5	69.4-138		%REC	273598	1	01/30/2019 10:40	YH
Mercury, Total SW7470A				**(SW7470A)**				
Mercury	BRL	0.00020		mg/L	273717	1	01/30/2019 15:38	CD
Cyanide SW9014				**(SW9010C)**				
Cyanide, Total	BRL	0.010		mg/L	273748	1	01/30/2019 11:45	AT

Qualifiers:

*	Value exceeds maximum contaminant level	E	Estimated (value above quantitation range)
BRL	Below reporting limit	S	Spike Recovery outside limits due to matrix
H	Holding times for preparation or analysis exceeded	Narr	See case narrative
N	Analyte not NELAC certified	NC	Not confirmed
B	Analyte detected in the associated method blank	<	Less than Result value
>	Greater than Result value	J	Estimated value detected below Reporting Limit

Analytical Environmental Services, Inc

Date: 18-Apr-19

SUMMARY OF ANALYTES DETECTED

Analyses	Result	Qual	MDL	Reporting Limit	Units	BatchID	Dilution Factor
Client Sample ID: MW-318-0119				**Lab ID:** 1901N39-002			
Collection Date: 1/24/2019 10:40:00 AM				**Matrix:** Groundwater			
Total Metals by ICP/MS SW6020B				**(SW3005A)**			
Barium	0.561		0.000205	0.00400	mg/L	273618	1
SIM Polynuclear Aromatic Hydrocarbons SW8270E				**(SW3510C)**			
Naphthalene	3.7		0.0072	0.50	ug/L	273598	1
Fluorene	3.9		0.019	0.10	ug/L	273598	1
Phenanthrene	2.2		0.022	0.050	ug/L	273598	1
Anthracene	0.51		0.026	0.050	ug/L	273598	1
Fluoranthene	0.26		0.016	0.10	ug/L	273598	1
Pyrene	0.31		0.015	0.050	ug/L	273598	1
Client Sample ID: MW-315-0119				**Lab ID:** 1901N39-003			
Collection Date: 1/24/2019 12:08:00 PM				**Matrix:** Groundwater			
Total Metals by ICP/MS SW6020B				**(SW3005A)**			
Barium	0.396		0.000205	0.00400	mg/L	273618	1
SIM Polynuclear Aromatic Hydrocarbons SW8270E				**(SW3510C)**			
Acenaphthene	2.1		0.017	0.50	ug/L	273598	1
Pyrene	0.067		0.015	0.050	ug/L	273598	1
Client Sample ID: MW-325-0119				**Lab ID:** 1901N39-004			
Collection Date: 1/24/2019 1:55:00 PM				**Matrix:** Groundwater			
Total Metals by ICP/MS SW6020B				**(SW3005A)**			
Barium	0.102		0.000205	0.00400	mg/L	273618	1
Client Sample ID: MW-320-0119				**Lab ID:** 1901N39-005			
Collection Date: 1/24/2019 3:44:00 PM				**Matrix:** Groundwater			
Total Metals by ICP/MS SW6020B				**(SW3005A)**			
Barium	0.0166		0.000205	0.00400	mg/L	273618	1
Client Sample ID: MW-508BR-0119				**Lab ID:** 1901N39-006			
Collection Date: 1/24/2019 11:25:00 AM				**Matrix:** Groundwater			
Total Metals by ICP/MS SW6020B				**(SW3005A)**			
Barium	0.295		0.000205	0.00400	mg/L	273618	1
Vanadium	0.0130		0.00211	0.0100	mg/L	273618	1
Client Sample ID: MW-12-0119				**Lab ID:** 1901N39-007			
Collection Date: 1/24/2019 1:20:00 PM				**Matrix:** Groundwater			
Volatile Organic Compounds by GC/MS SW8260D				**(SW5030B)**			
Benzene	8700		19	250	ug/L	273727	50
Ethylbenzene	2000		13	250	ug/L	273727	50
Toluene	370		20	250	ug/L	273727	50
Xylenes, Total	1500		38	250	ug/L	273727	50
Total Metals by ICP/MS SW6020B				**(SW3005A)**			
Barium	0.155		0.000205	0.00400	mg/L	273618	1
SIM Polynuclear Aromatic Hydrocarbons SW8270E				**(SW3510C)**			
Naphthalene	6600		7.2	500	ug/L	273598	1000
Acenaphthylene	5.5		0.020	1.0	ug/L	273598	1
Acenaphthene	130		1.7	50	ug/L	273598	100
Fluorene	26		1.9	10	ug/L	273598	100

SUMMARY OF ANALYTES DETECTED

Analyses	Result	Qual	MDL	Reporting Limit	Units	BatchID	Dilution Factor
Client Sample ID: MW-12-0119				**Lab ID:** 1901N39-007			
Collection Date: 1/24/2019 1:20:00 PM				**Matrix:** Groundwater			
SIM Polynuclear Aromatic Hydrocarbons SW8270E				**(SW3510C)**			
Phenanthrene	19		2.2	5.0	ug/L	273598	100
Anthracene	2.4		0.026	0.050	ug/L	273598	1
Fluoranthene	0.36		0.016	0.10	ug/L	273598	1
Pyrene	0.42		0.015	0.050	ug/L	273598	1
Benz(a)anthracene	0.075		0.018	0.050	ug/L	273598	1
Client Sample ID: MW-311-0119				**Lab ID:** 1901N39-008			
Collection Date: 1/24/2019 3:20:00 PM				**Matrix:** Groundwater			
Volatile Organic Compounds by GC/MS SW8260D				**(SW5030B)**			
Benzene	130		0.37	5.0	ug/L	273827	1
Ethylbenzene	20		0.26	5.0	ug/L	273827	1
Total Metals by ICP/MS SW6020B				**(SW3005A)**			
Barium	0.0572		0.000205	0.00400	mg/L	273618	1
Cadmium	0.0236		0.000096	0.00500	mg/L	273618	1
Nickel	0.0348		0.000226	0.0200	mg/L	273618	1
Zinc	0.121		0.00168	0.0200	mg/L	273618	1
SIM Polynuclear Aromatic Hydrocarbons SW8270E				**(SW3510C)**			
Acenaphthene	3.1		0.017	0.50	ug/L	273598	1
Fluorene	0.67		0.019	0.10	ug/L	273598	1
Phenanthrene	0.098		0.022	0.050	ug/L	273598	1
Anthracene	0.086		0.026	0.050	ug/L	273598	1
Client Sample ID: MW-214-0119				**Lab ID:** 1901N39-009			
Collection Date: 1/24/2019 5:00:00 PM				**Matrix:** Groundwater			
Total Metals by ICP/MS SW6020B				**(SW3005A)**			
Barium	0.388		0.000205	0.00400	mg/L	273618	1
Client Sample ID: DUP-1-0119				**Lab ID:** 1901N39-010			
Collection Date: 1/24/2019 12:00:00 PM				**Matrix:** Groundwater			
Volatile Organic Compounds by GC/MS SW8260D				**(SW5030B)**			
Benzene	7700		19	250	ug/L	273827	50
Ethylbenzene	2000		13	250	ug/L	273827	50
Toluene	390		20	250	ug/L	273827	50
Xylenes, Total	1500		38	250	ug/L	273827	50
Total Metals by ICP/MS SW6020B				**(SW3005A)**			
Barium	0.159		0.000205	0.00400	mg/L	273618	1
SIM Polynuclear Aromatic Hydrocarbons SW8270E				**(SW3510C)**			
Naphthalene	7900		7.2	500	ug/L	273598	1000
Acenaphthene	150		1.7	50	ug/L	273598	100
Fluorene	29		1.9	10	ug/L	273598	100
Phenanthrene	21		2.2	5.0	ug/L	273598	100
Anthracene	2.3		0.026	0.050	ug/L	273598	1
Fluoranthene	0.33		0.016	0.10	ug/L	273598	1
Pyrene	0.34		0.015	0.050	ug/L	273598	1
Benz(a)anthracene	0.052		0.018	0.050	ug/L	273598	1
Client Sample ID: MW-404DR-0119				**Lab ID:** 1901N39-011			
Collection Date: 1/24/2019 11:00:00 AM				**Matrix:** Groundwater			

SUMMARY OF ANALYTES DETECTED

Analyses	Result	Qual	MDL	Reporting Limit	Units	BatchID	Dilution Factor
Total Metals by ICP/MS SW6020B				**(SW3005A)**			
Barium	0.0511		0.000205	0.00400	mg/L	273618	1
Client Sample ID: MW-501S-0119				**Lab ID:** 1901N39-012			
Collection Date: 1/24/2019 1:00:00 PM				**Matrix:** Groundwater			
Total Metals by ICP/MS SW6020B				**(SW3005A)**			
Barium	0.0122		0.000205	0.00400	mg/L	273618	1
Cadmium	0.00731		0.000096	0.00500	mg/L	273618	1
Client Sample ID: DUP-4-0119				**Lab ID:** 1901N39-013			
Collection Date: 1/24/2019 12:00:00 PM				**Matrix:** Groundwater			
Total Metals by ICP/MS SW6020B				**(SW3005A)**			
Barium	0.0119		0.000205	0.00400	mg/L	273618	1
Cadmium	0.00790		0.000096	0.00500	mg/L	273618	1
Client Sample ID: MW-408S-0119				**Lab ID:** 1901N39-014			
Collection Date: 1/24/2019 3:25:00 PM				**Matrix:** Groundwater			
Total Metals by ICP/MS SW6020B				**(SW3005A)**			
Barium	0.516		0.000205	0.00400	mg/L	273618	1
Client Sample ID: MW-408DR-0119				**Lab ID:** 1901N39-015			
Collection Date: 1/24/2019 5:00:00 PM				**Matrix:** Groundwater			
Total Metals by ICP/MS SW6020B				**(SW3005A)**			
Barium	0.471		0.000205	0.00400	mg/L	273618	1
SIM Polynuclear Aromatic Hydrocarbons SW8270E				**(SW3510C)**			
Fluorene	0.99		0.019	0.10	ug/L	273598	1
Phenanthrene	5.2		0.022	0.050	ug/L	273598	1
Anthracene	0.74		0.026	0.050	ug/L	273598	1
Fluoranthene	0.18		0.016	0.10	ug/L	273598	1
Pyrene	0.13		0.015	0.050	ug/L	273598	1
Client Sample ID: MW-21-0119				**Lab ID:** 1901N39-017			
Collection Date: 1/25/2019 9:52:00 AM				**Matrix:** Groundwater			
Volatile Organic Compounds by GC/MS SW8260D				**(SW5030B)**			
Trichloroethene	24		0.30	5.0	ug/L	273827	1
Total Metals by ICP/MS SW6020B				**(SW3005A)**			
Barium	0.0867		0.000205	0.00400	mg/L	273618	1
Client Sample ID: MW-319-0119				**Lab ID:** 1901N39-018			
Collection Date: 1/25/2019 10:05:00 AM				**Matrix:** Groundwater			
Total Metals by ICP/MS SW6020B				**(SW3005A)**			
Barium	0.0306		0.000205	0.00400	mg/L	273618	1
SIM Polynuclear Aromatic Hydrocarbons SW8270E				**(SW3510C)**			
Naphthalene	1.0		0.0072	0.50	ug/L	273598	1
Client Sample ID: MW-22-0119				**Lab ID:** 1901N39-019			
Collection Date: 1/25/2019 9:20:00 AM				**Matrix:** Groundwater			
Total Metals by ICP/MS SW6020B				**(SW3005A)**			
Barium	0.0374		0.000205	0.00400	mg/L	273618	1
Client Sample ID: MW-313-0119				**Lab ID:** 1901N39-020			
Collection Date: 1/25/2019 11:30:00 AM				**Matrix:** Groundwater			

Analytical Environmental Services, Inc

Date: 18-Apr-19

SUMMARY OF ANALYTES DETECTED

Analyses	Result	Qual	MDL	Reporting Limit	Units	BatchID	Dilution Factor
Client Sample ID: MW-313-0119				**Lab ID:** 1901N39-020			
Collection Date: 1/25/2019 11:30:00 AM				**Matrix:** Groundwater			
Total Metals by ICP/MS SW6020B				**(SW3005A)**			
Barium	0.217		0.000205	0.00400	mg/L	273618	1

Qualifiers:

*	Value exceeds maximum contaminant level	E	Estimated (value above quantitation range)
BRL	Below reporting limit	S	Spike Recovery outside limits due to matrix
H	Holding times for preparation or analysis exceeded	Narr	See case narrative
N	Analyte not NELAC certified	NC	Not confirmed
B	Analyte detected in the associated method blank	<	Less than Result value
>	Greater than Result value	J	Estimated value detected below Reporting Limit

Clear | Save as

ANALYTICAL ENVIRONMENTAL SERVICES, INC.

SAMPLE/COOLER RECEIPT CHECKLIST

1. Client Name: **AMEC E&I, Inc. -Kennesaw** AES Work Order Number: **1901N39**

2. Carrier: FedEx ☐ UPS ☐ USPS ☐ Client ■ Courier ☐ Other _____

		Yes	No	N/A	Details	Comments
3.	Shipping container/cooler received in good condition?	●	○	○	damaged ☐ leaking ☐ other ☐	
4.	Custody seals present on shipping container?	●	○	○		
5.	Custody seals intact on shipping container?	●	○	○		
6.	Temperature blanks present?	●	○	○		
7.	Cooler temperature(s) within limits of 0-6°C? [See item 13 and 14 for temperature recordings.]	●	○	○	Cooling initiated for recently collected samples / ice present ☐	
8.	Chain of Custody (COC) present?	●	○	○		
9.	Chain of Custody signed, dated, and timed when relinquished and received?	●	○	○		
10.	Sampler name and/or signature on COC?	●	○	○		
11.	Were all samples received within holding time?	●	○	○		
12.	TAT marked on the COC?	●	○	○	If no TAT indicated, proceeded with standard TAT per Terms & Conditions. ☐	

13. Cooler 1 Temperature 1.3 °C Cooler 2 Temperature 1.6 °C Cooler 3 Temperature 0.9 °C Cooler 4 Temperature 1.5 °C

14. Cooler 5 Temperature 1.8 °C Cooler 6 Temperature 0.7 °C Cooler 7 Temperature _____ °C Cooler 8 Temperature _____ °C

15. Comments: _____

I certify that I have completed sections 1-15 (dated initials). MJ 1/25/19

		Yes	No	N/A	Details	Comments
16.	Were sample containers intact upon receipt?	●	○	○		
17.	Custody seals present on sample containers?	○	●	○		
18.	Custody seals intact on sample containers?	○	○	●		
19.	Do sample container labels match the COC?	●	○	○	incomplete info ☐ illegible ☐ no label ☐ other ☐	
20.	Are analyses requested indicated on the COC?	●	○	○		
21.	Were all of the samples listed on the COC received?	●	○	○	samples received but not listed on COC ☐ samples listed on COC not received ☐	
22.	Was the sample collection date/time noted?	●	○	○		
23.	Did we receive sufficient sample volume for indicated analyses?	●	○	○		
24.	Were samples received in appropriate containers?	●	○	○		
25.	Were VOA samples received without headspace (< 1/4" bubble)?	○	○	●		
26.	Were trip blanks submitted?	○	○	●	listed on COC ☐ not listed on COC ☐	

27. Comments: _____

This section only applies to samples where pH can be checked at Sample Receipt.

I certify that I have completed sections 16-27 (dated initials). MJ 1/25/19

		Yes	No	N/A	Details	Comments
28.	Have containers needing chemical preservation been checked? *	●	○	○		
29.	Containers meet preservation guidelines?	●	○	○		
30.	Was pH adjusted at Sample Receipt?	○	○	●		

* Note: Certain analyses require chemical preservation but must be checked in the laboratory and not upon Sample Receipt such as Coliforms, VOCs and Oil & Grease/TPH.

I certify that I have completed sections 28-30 (dated initials). MJ 1/25/19

Checklist 6.9.17 Rev 2

Locked

Client: Wood Environment & Infrastructure
Project Name: AGL Augusta
Workorder: 1901N39

ANALYTICAL QC SUMMARY REPORT

BatchID: 273598

Sample ID: **MB-273598**	Client ID:		Units: **ug/L**	Prep Date: **01/28/2019**	Run No: **389878**
SampleType: **MBLK**	TestCode: **SIM Polynuclear Aromatic Hydrocarbons** **SW8270E**		BatchID: **273598**	Analysis Date: **01/29/2019**	Seq No: **8722049**

Analyte	Result	RPT Limit	SPK value	SPK Ref Val	%REC	Low Limit	High Limit	RPD Ref Val	%RPD	RPD Limit	Qual
Acenaphthene	BRL	0.50									
Acenaphthylene	BRL	1.0									
Anthracene	BRL	0.050									
Benz(a)anthracene	BRL	0.050									
Benzo(a)pyrene	BRL	0.050									
Benzo(b)fluoranthene	BRL	0.10									
Benzo(g,h,i)perylene	BRL	0.10									
Benzo(k)fluoranthene	BRL	0.050									
Chrysene	BRL	0.050									
Dibenz(a,h)anthracene	BRL	0.10									
Fluoranthene	BRL	0.10									
Fluorene	BRL	0.10									
Indeno(1,2,3-cd)pyrene	BRL	0.050									
Naphthalene	BRL	0.50									
Phenanthrene	BRL	0.050									
Pyrene	BRL	0.050									
Surr: 4-Terphenyl-d14	1.915	0	2.000		95.8	69.4	138				

Sample ID: **LCS-273598**	Client ID:		Units: **ug/L**	Prep Date: **01/28/2019**	Run No: **389878**
SampleType: **LCS**	TestCode: **SIM Polynuclear Aromatic Hydrocarbons** **SW8270E**		BatchID: **273598**	Analysis Date: **01/29/2019**	Seq No: **8722050**

Analyte	Result	RPT Limit	SPK value	SPK Ref Val	%REC	Low Limit	High Limit	RPD Ref Val	%RPD	RPD Limit	Qual
Acenaphthene	1.860	0.50	2.000		93.0	70	120				
Acenaphthylene	1.778	1.0	2.000		88.9	69.5	120				
Anthracene	2.085	0.050	2.000		104	70	126				
Benz(a)anthracene	2.247	0.050	2.000		112	70.9	147				
Benzo(a)pyrene	2.020	0.050	2.000		101	70	124				

Qualifiers:

>	Greater than Result value	<	Less than Result value	B	Analyte detected in the associated method blank
BRL	Below reporting limit	E	Estimated (value above quantitation range)	H	Holding times for preparation or analysis exceeded
J	Estimated value detected below Reporting Limit	N	Analyte not NELAC certified	R	RPD outside limits due to matrix
Rpt Lim	Reporting Limit	S	Spike Recovery outside limits due to matrix		

Client: Wood Environment & Infrastructure
Project Name: AGL Augusta
Workorder: 1901N39

ANALYTICAL QC SUMMARY REPORT

BatchID: 273598

Sample ID: **LCS-273598** Client ID: Units: **ug/L** Prep Date: **01/28/2019** Run No: **389878**
SampleType: **LCS** TestCode: **SIM Polynuclear Aromatic Hydrocarbons SW8270E** BatchID: **273598** Analysis Date: **01/29/2019** Seq No: **8722050**

Analyte	Result	RPT Limit	SPK value	SPK Ref Val	%REC	Low Limit	High Limit	RPD Ref Val	%RPD	RPD Limit	Qual
Benzo(b)fluoranthene	2.221	0.10	2.000		111	65.6	134				
Benzo(g,h,i)perylene	1.519	0.10	2.000		76.0	66.2	128				
Benzo(k)fluoranthene	2.096	0.050	2.000		105	70.9	134				
Chrysene	2.208	0.050	2.000		110	70	133				
Dibenz(a,h)anthracene	1.426	0.10	2.000		71.3	56	128				
Fluoranthene	2.186	0.10	2.000		109	80.4	135				
Fluorene	1.970	0.10	2.000		98.5	70	122				
Indeno(1,2,3-cd)pyrene	1.830	0.050	2.000		91.5	63.6	131				
Naphthalene	1.733	0.50	2.000		86.7	68.8	120				
Phenanthrene	2.049	0.050	2.000		102	72.9	122				
Pyrene	2.199	0.050	2.000		110	70	130				
Surr: 4-Terphenyl-d14	2.227	0	2.000		111	69.4	138				

Sample ID: **1901N39-005CMS** Client ID: **MW-320-0119** Units: **ug/L** Prep Date: **01/28/2019** Run No: **390004**
SampleType: **MS** TestCode: **SIM Polynuclear Aromatic Hydrocarbons SW8270E** BatchID: **273598** Analysis Date: **01/30/2019** Seq No: **8725052**

Analyte	Result	RPT Limit	SPK value	SPK Ref Val	%REC	Low Limit	High Limit	RPD Ref Val	%RPD	RPD Limit	Qual
Acenaphthene	1.807	0.50	2.000		90.3	61.2	120				
Acenaphthylene	1.735	1.0	2.000		86.8	62.1	120				
Anthracene	1.766	0.050	2.000		88.3	65.2	124				
Benz(a)anthracene	1.732	0.050	2.000		86.6	69.2	134				
Benzo(a)pyrene	1.266	0.050	2.000		63.3	58.1	120				
Benzo(b)fluoranthene	1.293	0.10	2.000		64.7	51.9	120				
Benzo(g,h,i)perylene	1.014	0.10	2.000		50.7	44	120				
Benzo(k)fluoranthene	1.386	0.050	2.000		69.3	53.5	120				
Chrysene	1.720	0.050	2.000		86.0	64.5	129				
Dibenz(a,h)anthracene	0.8845	0.10	2.000		44.2	37.4	120				
Fluoranthene	1.867	0.10	2.000		93.3	70.1	126				

Qualifiers:

>	Greater than Result value	<	Less than Result value	B	Analyte detected in the associated method blank
BRL	Below reporting limit	E	Estimated (value above quantitation range)	H	Holding times for preparation or analysis exceeded
J	Estimated value detected below Reporting Limit	N	Analyte not NELAC certified	R	RPD outside limits due to matrix
Rpt Lim	Reporting Limit	S	Spike Recovery outside limits due to matrix		

Client: Wood Environment & Infrastructure
Project Name: AGL Augusta
Workorder: 1901N39

ANALYTICAL QC SUMMARY REPORT

BatchID: 273598

Sample ID: **1901N39-005CMS** Client ID: **MW-320-0119** Units: **ug/L** Prep Date: **01/28/2019** Run No: **390004**
SampleType: **MS** TestCode: **SIM Polynuclear Aromatic Hydrocarbons SW8270E** BatchID: **273598** Analysis Date: **01/30/2019** Seq No: **8725052**

Analyte	Result	RPT Limit	SPK value	SPK Ref Val	%REC	Low Limit	High Limit	RPD Ref Val	%RPD	RPD Limit	Qual
Fluorene	1.825	0.10	2.000		91.2	63.1	120				
Indeno(1,2,3-cd)pyrene	1.001	0.050	2.000		50.0	46.4	120				
Naphthalene	1.767	0.50	2.000		88.4	56.7	120				
Phenanthrene	1.812	0.050	2.000		90.6	64.5	120				
Pyrene	1.844	0.050	2.000		92.2	61.5	136				
Surr: 4-Terphenyl-d14	1.683	0	2.000		84.1	69.4	138				

Sample ID: **1901N39-005CMSD** Client ID: **MW-320-0119** Units: **ug/L** Prep Date: **01/28/2019** Run No: **390004**
SampleType: **MSD** TestCode: **SIM Polynuclear Aromatic Hydrocarbons SW8270E** BatchID: **273598** Analysis Date: **01/30/2019** Seq No: **8725053**

Analyte	Result	RPT Limit	SPK value	SPK Ref Val	%REC	Low Limit	High Limit	RPD Ref Val	%RPD	RPD Limit	Qual
Acenaphthene	1.496	0.50	2.000		74.8	61.2	120	1.807	18.8	20.2	
Acenaphthylene	1.470	1.0	2.000		73.5	62.1	120	1.735	16.6	22	
Anthracene	1.583	0.050	2.000		79.2	65.2	124	1.766	10.9	20	
Benz(a)anthracene	1.537	0.050	2.000		76.9	69.2	134	1.732	11.9	23.7	
Benzo(a)pyrene	1.078	0.050	2.000		53.9	58.1	120	1.266	16.1	26.1	S
Benzo(b)fluoranthene	1.138	0.10	2.000		56.9	51.9	120	1.293	12.8	25.4	
Benzo(g,h,i)perylene	0.7849	0.10	2.000		39.2	44	120	1.014	25.4	23.1	SR
Benzo(k)fluoranthene	1.122	0.050	2.000		56.1	53.5	120	1.386	21.1	22.7	
Chrysene	1.428	0.050	2.000		71.4	64.5	129	1.720	18.5	22.4	
Dibenz(a,h)anthracene	0.6538	0.10	2.000		32.7	37.4	120	0.8845	30.0	31	S
Fluoranthene	1.610	0.10	2.000		80.5	70.1	126	1.867	14.7	19.1	
Fluorene	1.501	0.10	2.000		75.0	63.1	120	1.825	19.5	22.2	
Indeno(1,2,3-cd)pyrene	0.7486	0.050	2.000		37.4	46.4	120	1.001	28.8	26.1	SR
Naphthalene	1.510	0.50	2.000		75.5	56.7	120	1.767	15.7	19.7	
Phenanthrene	1.563	0.050	2.000		78.1	64.5	120	1.812	14.8	20.5	
Pyrene	1.624	0.050	2.000		81.2	61.5	136	1.844	12.6	19.4	
Surr: 4-Terphenyl-d14	1.560	0	2.000		78.0	69.4	138	1.683	0	0	

Qualifiers:

>	Greater than Result value	<	Less than Result value	B	Analyte detected in the associated method blank
BRL	Below reporting limit	E	Estimated (value above quantitation range)	H	Holding times for preparation or analysis exceeded
J	Estimated value detected below Reporting Limit	N	Analyte not NELAC certified	R	RPD outside limits due to matrix
Rpt Lim	Reporting Limit	S	Spike Recovery outside limits due to matrix		

Analytical Environmental Services, Inc **Date:** 18-Apr-19

Client: Wood Environment & Infrastructure
Project Name: AGL Augusta
Workorder: 1901N39

ANALYTICAL QC SUMMARY REPORT

BatchID: 273618

Sample ID: **MB-273618** Client ID: Units: **mg/L** Prep Date: **01/29/2019** Run No: **390052**
SampleType: **MBLK** TestCode: **Total Metals by ICP/MS SW6020B** BatchID: **273618** Analysis Date: **01/30/2019** Seq No: **8725845**

Analyte	Result	RPT Limit	SPK value	SPK Ref Val	%REC	Low Limit	High Limit	RPD Ref Val	%RPD	RPD Limit	Qual
Antimony	BRL	0.00500									
Arsenic	BRL	0.00500									
Barium	BRL	0.00400									
Beryllium	BRL	0.00100									
Cadmium	BRL	0.000700									
Chromium	BRL	0.00500									
Copper	BRL	0.00200									
Lead	BRL	0.00100									
Nickel	BRL	0.00500									
Selenium	BRL	0.00500									
Thallium	BRL	0.00100									
Vanadium	BRL	0.00500									
Zinc	BRL	0.0100									

Sample ID: **LCS-273618** Client ID: Units: **mg/L** Prep Date: **01/29/2019** Run No: **390052**
SampleType: **LCS** TestCode: **Total Metals by ICP/MS SW6020B** BatchID: **273618** Analysis Date: **01/30/2019** Seq No: **8725847**

Analyte	Result	RPT Limit	SPK value	SPK Ref Val	%REC	Low Limit	High Limit	RPD Ref Val	%RPD	RPD Limit	Qual
Antimony	0.1067	0.00500	0.1000	0.002339	104	80	120				
Arsenic	0.1052	0.00500	0.1000		105	80	120				
Barium	0.1022	0.00400	0.1000		102	80	120				
Beryllium	0.1019	0.00100	0.1000		102	80	120				
Cadmium	0.1144	0.000700	0.1000		114	80	120				

Qualifiers:

>	Greater than Result value	<	Less than Result value	B	Analyte detected in the associated method blank
BRL	Below reporting limit	E	Estimated (value above quantitation range)	H	Holding times for preparation or analysis exceeded
J	Estimated value detected below Reporting Limit	N	Analyte not NELAC certified	R	RPD outside limits due to matrix
Rpt Lim	Reporting Limit	S	Spike Recovery outside limits due to matrix		

Client: Wood Environment & Infrastructure
Project Name: AGL Augusta
Workorder: 1901N39

ANALYTICAL QC SUMMARY REPORT

BatchID: 273618

Sample ID: **LCS-273618** Client ID: Units: **mg/L** Prep Date: **01/29/2019** Run No: **390052**
SampleType: **LCS** TestCode: **Total Metals by ICP/MS SW6020B** BatchID: **273618** Analysis Date: **01/30/2019** Seq No: **8725847**

Analyte	Result	RPT Limit	SPK value	SPK Ref Val	%REC	Low Limit	High Limit	RPD Ref Val	%RPD	RPD Limit	Qual
Chromium	0.1083	0.00500	0.1000		108	80	120				
Copper	0.1080	0.00200	0.1000		108	80	120				
Lead	0.1051	0.00100	0.1000		105	80	120				
Nickel	0.1091	0.00500	0.1000		109	80	120				
Selenium	0.09898	0.00500	0.1000		99.0	80	120				
Thallium	0.1062	0.00100	0.1000		106	80	120				
Vanadium	0.1031	0.00500	0.1000		103	80	120				
Zinc	0.1024	0.0100	0.1000		102	80	120				

Sample ID: **1901N39-005BMS** Client ID: **MW-320-0119** Units: **mg/L** Prep Date: **01/29/2019** Run No: **390052**
SampleType: **MS** TestCode: **Total Metals by ICP/MS SW6020B** BatchID: **273618** Analysis Date: **01/30/2019** Seq No: **8725856**

Analyte	Result	RPT Limit	SPK value	SPK Ref Val	%REC	Low Limit	High Limit	RPD Ref Val	%RPD	RPD Limit	Qual
Antimony	0.1089	0.00500	0.1000	0.003967	105	75	125				
Arsenic	0.1090	0.00500	0.1000		109	75	125				
Barium	0.1234	0.00400	0.1000	0.01664	107	75	125				
Beryllium	0.1009	0.00100	0.1000		101	75	125				
Cadmium	0.1060	0.000700	0.1000	0.0008559	105	75	125				
Chromium	0.1143	0.00500	0.1000	0.001929	112	75	125				
Copper	0.1132	0.00200	0.1000	0.001916	111	75	125				
Lead	0.1097	0.00100	0.1000		110	75	125				
Nickel	0.1136	0.00500	0.1000	0.0002793	113	75	125				
Selenium	0.1011	0.00500	0.1000		101	75	125				
Thallium	0.1142	0.00100	0.1000	0.0005617	114	75	125				
Vanadium	0.1114	0.00500	0.1000		111	75	125				
Zinc	0.1043	0.0100	0.1000		104	75	125				

Qualifiers:

>	Greater than Result value	<	Less than Result value	B	Analyte detected in the associated method blank
BRL	Below reporting limit	E	Estimated (value above quantitation range)	H	Holding times for preparation or analysis exceeded
J	Estimated value detected below Reporting Limit	N	Analyte not NELAC certified	R	RPD outside limits due to matrix
Rpt Lim	Reporting Limit	S	Spike Recovery outside limits due to matrix		

Client: Wood Environment & Infrastructure
Project Name: AGL Augusta
Workorder: 1901N39

ANALYTICAL QC SUMMARY REPORT

BatchID: 273618

Sample ID: **1901N39-005BMSD** Client ID: **MW-320-0119** Units: **mg/L** Prep Date: **01/29/2019** Run No: **390052**
SampleType: **MSD** TestCode: **Total Metals by ICP/MS SW6020B** BatchID: **273618** Analysis Date: **01/30/2019** Seq No: **8725860**

Analyte	Result	RPT Limit	SPK value	SPK Ref Val	%REC	Low Limit	High Limit	RPD Ref Val	%RPD	RPD Limit	Qual
Antimony	0.1060	0.00500	0.1000	0.003967	102	75	125	0.1089	2.73	20	
Arsenic	0.1079	0.00500	0.1000		108	75	125	0.1090	1.05	20	
Barium	0.1245	0.00400	0.1000	0.01664	108	75	125	0.1234	0.938	20	
Beryllium	0.09661	0.00100	0.1000		96.6	75	125	0.1009	4.39	20	
Cadmium	0.1015	0.000700	0.1000	0.0008559	101	75	125	0.1060	4.32	20	
Chromium	0.1122	0.00500	0.1000	0.001929	110	75	125	0.1143	1.91	20	
Copper	0.1112	0.00200	0.1000	0.001916	109	75	125	0.1132	1.80	20	
Lead	0.1066	0.00100	0.1000		107	75	125	0.1097	2.90	20	
Nickel	0.1105	0.00500	0.1000	0.0002793	110	75	125	0.1136	2.84	20	
Selenium	0.1016	0.00500	0.1000		102	75	125	0.1011	0.459	20	
Thallium	0.1126	0.00100	0.1000	0.0005617	112	75	125	0.1142	1.41	20	
Vanadium	0.1087	0.00500	0.1000		109	75	125	0.1114	2.47	20	
Zinc	0.1024	0.0100	0.1000		102	75	125	0.1043	1.82	20	

Qualifiers:

>	Greater than Result value	<	Less than Result value	B	Analyte detected in the associated method blank
BRL	Below reporting limit	E	Estimated (value above quantitation range)	H	Holding times for preparation or analysis exceeded
J	Estimated value detected below Reporting Limit	N	Analyte not NELAC certified	R	RPD outside limits due to matrix
Rpt Lim	Reporting Limit	S	Spike Recovery outside limits due to matrix		

Client: Wood Environment & Infrastructure
Project Name: AGL Augusta
Workorder: 1901N39

ANALYTICAL QC SUMMARY REPORT

BatchID: 273679

Sample ID: **MB-273679**	Client ID:				Units: **mg/L**		Prep Date: **01/29/2019**		Run No: **389930**
SampleType: **MBLK**	TestCode: **Mercury, Total SW7470A**				BatchID: **273679**		Analysis Date: **01/29/2019**		Seq No: **8722579**
Analyte	Result	RPT Limit	SPK value	SPK Ref Val	%REC	Low Limit	High Limit	RPD Ref Val	%RPD	RPD Limit	Qual
Mercury	BRL	0.00020									

Sample ID: **LCS-273679**	Client ID:				Units: **mg/L**		Prep Date: **01/29/2019**		Run No: **389930**
SampleType: **LCS**	TestCode: **Mercury, Total SW7470A**				BatchID: **273679**		Analysis Date: **01/29/2019**		Seq No: **8722580**
Analyte	Result	RPT Limit	SPK value	SPK Ref Val	%REC	Low Limit	High Limit	RPD Ref Val	%RPD	RPD Limit	Qual
Mercury	0.004080	0.00020	0.0040		102	80	120				

Sample ID: **1901N39-005BMS**	Client ID: **MW-320-0119**				Units: **mg/L**		Prep Date: **01/29/2019**		Run No: **389930**
SampleType: **MS**	TestCode: **Mercury, Total SW7470A**				BatchID: **273679**		Analysis Date: **01/29/2019**		Seq No: **8722582**
Analyte	Result	RPT Limit	SPK value	SPK Ref Val	%REC	Low Limit	High Limit	RPD Ref Val	%RPD	RPD Limit	Qual
Mercury	0.004119	0.00020	0.0040		103	75	125				

Sample ID: **1901N39-005BMSD**	Client ID: **MW-320-0119**				Units: **mg/L**		Prep Date: **01/29/2019**		Run No: **389930**
SampleType: **MSD**	TestCode: **Mercury, Total SW7470A**				BatchID: **273679**		Analysis Date: **01/29/2019**		Seq No: **8722583**
Analyte	Result	RPT Limit	SPK value	SPK Ref Val	%REC	Low Limit	High Limit	RPD Ref Val	%RPD	RPD Limit	Qual
Mercury	0.004023	0.00020	0.0040		101	75	125	0.004119	2.36	20	

Qualifiers:

>	Greater than Result value	<	Less than Result value	B	Analyte detected in the associated method blank
BRL	Below reporting limit	E	Estimated (value above quantitation range)	H	Holding times for preparation or analysis exceeded
J	Estimated value detected below Reporting Limit	N	Analyte not NELAC certified	R	RPD outside limits due to matrix
Rpt Lim	Reporting Limit	S	Spike Recovery outside limits due to matrix		

Client: Wood Environment & Infrastructure
Project Name: AGL Augusta
Workorder: 1901N39

ANALYTICAL QC SUMMARY REPORT

BatchID: 273717

Sample ID: **MB-273717**	Client ID:			Units: **mg/L**	Prep Date: **01/30/2019**	Run No: **390002**
SampleType: **MBLK**	TestCode: **Mercury, Total SW7470A**			BatchID: **273717**	Analysis Date: **01/30/2019**	Seq No: **8724643**

Analyte	Result	RPT Limit	SPK value	SPK Ref Val	%REC	Low Limit	High Limit	RPD Ref Val	%RPD	RPD Limit	Qual
Mercury	BRL	0.00020									

Sample ID: **LCS-273717**	Client ID:			Units: **mg/L**	Prep Date: **01/30/2019**	Run No: **390002**
SampleType: **LCS**	TestCode: **Mercury, Total SW7470A**			BatchID: **273717**	Analysis Date: **01/30/2019**	Seq No: **8724644**

Analyte	Result	RPT Limit	SPK value	SPK Ref Val	%REC	Low Limit	High Limit	RPD Ref Val	%RPD	RPD Limit	Qual
Mercury	0.003983	0.00020	0.0040		99.6	80	120				

Sample ID: **1901N39-019BMS**	Client ID: **MW-22-0119**			Units: **mg/L**	Prep Date: **01/30/2019**	Run No: **390002**
SampleType: **MS**	TestCode: **Mercury, Total SW7470A**			BatchID: **273717**	Analysis Date: **01/30/2019**	Seq No: **8724646**

Analyte	Result	RPT Limit	SPK value	SPK Ref Val	%REC	Low Limit	High Limit	RPD Ref Val	%RPD	RPD Limit	Qual
Mercury	0.003950	0.00020	0.0040		98.8	75	125				

Sample ID: **1901N39-019BMSD**	Client ID: **MW-22-0119**			Units: **mg/L**	Prep Date: **01/30/2019**	Run No: **390002**
SampleType: **MSD**	TestCode: **Mercury, Total SW7470A**			BatchID: **273717**	Analysis Date: **01/30/2019**	Seq No: **8724649**

Analyte	Result	RPT Limit	SPK value	SPK Ref Val	%REC	Low Limit	High Limit	RPD Ref Val	%RPD	RPD Limit	Qual
Mercury	0.004056	0.00020	0.0040		101	75	125	0.003950	2.65	20	

Qualifiers:

>	Greater than Result value	<	Less than Result value	B	Analyte detected in the associated method blank
BRL	Below reporting limit	E	Estimated (value above quantitation range)	H	Holding times for preparation or analysis exceeded
J	Estimated value detected below Reporting Limit	N	Analyte not NELAC certified	R	RPD outside limits due to matrix
Rpt Lim	Reporting Limit	S	Spike Recovery outside limits due to matrix		

Client: Wood Environment & Infrastructure
Project Name: AGL Augusta
Workorder: 1901N39

ANALYTICAL QC SUMMARY REPORT

BatchID: 273727

Sample ID: **MB-273727** Client ID: Units: **ug/L** Prep Date: **01/29/2019** Run No: **389920**
SampleType: **MBLK** TestCode: **Volatile Organic Compounds by GC/MS SW8260D** BatchID: **273727** Analysis Date: **01/29/2019** Seq No: **8722412**

Analyte	Result	RPT Limit	SPK value	SPK Ref Val	%REC	Low Limit	High Limit	RPD Ref Val	%RPD	RPD Limit	Qual
Acetone	BRL	50									
Benzene	BRL	5.0									
Carbon disulfide	BRL	5.0									
Ethylbenzene	BRL	5.0									
Methylene chloride	BRL	5.0									
Toluene	BRL	5.0									
Trichloroethene	BRL	5.0									
Xylenes, Total	BRL	5.0									
Surr: 4-Bromofluorobenzene	47.43	0	50.00		94.9	64	125				
Surr: Dibromofluoromethane	49.74	0	50.00		99.5	76.4	125				
Surr: Toluene-d8	49.15	0	50.00		98.3	78.3	116				

Sample ID: **LCS-273727** Client ID: Units: **ug/L** Prep Date: **01/29/2019** Run No: **389920**
SampleType: **LCS** TestCode: **Volatile Organic Compounds by GC/MS SW8260D** BatchID: **273727** Analysis Date: **01/29/2019** Seq No: **8722411**

Analyte	Result	RPT Limit	SPK value	SPK Ref Val	%REC	Low Limit	High Limit	RPD Ref Val	%RPD	RPD Limit	Qual
Benzene	51.42	5.0	50.00		103	72.3	126				
Toluene	50.61	5.0	50.00		101	70.5	128				
Trichloroethene	50.88	5.0	50.00		102	70.3	133				
Surr: 4-Bromofluorobenzene	47.38	0	50.00		94.8	64	125				
Surr: Dibromofluoromethane	48.88	0	50.00		97.8	76.4	125				
Surr: Toluene-d8	48.32	0	50.00		96.6	78.3	116				

Sample ID: **1901N39-005AMS** Client ID: **MW-320-0119** Units: **ug/L** Prep Date: **01/29/2019** Run No: **389984**
SampleType: **MS** TestCode: **Volatile Organic Compounds by GC/MS SW8260D** BatchID: **273727** Analysis Date: **01/30/2019** Seq No: **8725073**

Analyte	Result	RPT Limit	SPK value	SPK Ref Val	%REC	Low Limit	High Limit	RPD Ref Val	%RPD	RPD Limit	Qual
Benzene	48.66	5.0	50.00		97.3	70.2	137				

Qualifiers:

>	Greater than Result value	<	Less than Result value	B	Analyte detected in the associated method blank
BRL	Below reporting limit	E	Estimated (value above quantitation range)	H	Holding times for preparation or analysis exceeded
J	Estimated value detected below Reporting Limit	N	Analyte not NELAC certified	R	RPD outside limits due to matrix
Rpt Lim	Reporting Limit	S	Spike Recovery outside limits due to matrix		

Client: Wood Environment & Infrastructure
Project Name: AGL Augusta
Workorder: 1901N39

ANALYTICAL QC SUMMARY REPORT

BatchID: 273727

Sample ID: **1901N39-005AMS**	Client ID: **MW-320-0119**	Units: **ug/L**	Prep Date: **01/29/2019**	Run No: **389984**
SampleType: **MS**	TestCode: **Volatile Organic Compounds by GC/MS SW8260D**	BatchID: **273727**	Analysis Date: **01/30/2019**	Seq No: **8725073**

Analyte	Result	RPT Limit	SPK value	SPK Ref Val	%REC	Low Limit	High Limit	RPD Ref Val	%RPD	RPD Limit	Qual
Toluene	48.87	5.0	50.00		97.7	67	141				
Trichloroethene	48.73	5.0	50.00		97.5	69.3	141				
Surr: 4-Bromofluorobenzene	46.31	0	50.00		92.6	64	125				
Surr: Dibromofluoromethane	44.59	0	50.00		89.2	76.4	125				
Surr: Toluene-d8	47.69	0	50.00		95.4	78.3	116				

Sample ID: **1901N39-005AMSD**	Client ID: **MW-320-0119**	Units: **ug/L**	Prep Date: **01/29/2019**	Run No: **389984**
SampleType: **MSD**	TestCode: **Volatile Organic Compounds by GC/MS SW8260D**	BatchID: **273727**	Analysis Date: **01/30/2019**	Seq No: **8725074**

Analyte	Result	RPT Limit	SPK value	SPK Ref Val	%REC	Low Limit	High Limit	RPD Ref Val	%RPD	RPD Limit	Qual
Benzene	47.19	5.0	50.00		94.4	70.2	137	48.66	3.07	20	
Toluene	46.99	5.0	50.00		94.0	67	141	48.87	3.92	20	
Trichloroethene	46.90	5.0	50.00		93.8	69.3	141	48.73	3.83	17.9	
Surr: 4-Bromofluorobenzene	46.10	0	50.00		92.2	64	125	46.31	0	0	
Surr: Dibromofluoromethane	44.90	0	50.00		89.8	76.4	125	44.59	0	0	
Surr: Toluene-d8	47.41	0	50.00		94.8	78.3	116	47.69	0	0	

Qualifiers:

>	Greater than Result value	<	Less than Result value	B	Analyte detected in the associated method blank
BRL	Below reporting limit	E	Estimated (value above quantitation range)	H	Holding times for preparation or analysis exceeded
J	Estimated value detected below Reporting Limit	N	Analyte not NELAC certified	R	RPD outside limits due to matrix
Rpt Lim	Reporting Limit	S	Spike Recovery outside limits due to matrix		

Client: Wood Environment & Infrastructure
Project Name: AGL Augusta
Workorder: 1901N39

ANALYTICAL QC SUMMARY REPORT

BatchID: 273748

Sample ID: **MB-273748**	Client ID:					Units: **mg/L**		Prep Date: **01/29/2019**		Run No: **389979**
SampleType: **MBLK**	TestCode: **Cyanide SW9014**					BatchID: **273748**		Analysis Date: **01/30/2019**		Seq No: **8724033**
Analyte	Result	RPT Limit	SPK value	SPK Ref Val	%REC	Low Limit	High Limit	RPD Ref Val	%RPD	RPD Limit Qual
Cyanide, Total	BRL	0.010								

Sample ID: **LCS-273748**	Client ID:					Units: **mg/L**		Prep Date: **01/29/2019**		Run No: **389979**
SampleType: **LCS**	TestCode: **Cyanide SW9014**					BatchID: **273748**		Analysis Date: **01/30/2019**		Seq No: **8724036**
Analyte	Result	RPT Limit	SPK value	SPK Ref Val	%REC	Low Limit	High Limit	RPD Ref Val	%RPD	RPD Limit Qual
Cyanide, Total	0.2540	0.010	0.2500		102	85	115			

Sample ID: **1901N39-005DMS**	Client ID: **MW-320-0119**					Units: **mg/L**		Prep Date: **01/29/2019**		Run No: **389979**
SampleType: **MS**	TestCode: **Cyanide SW9014**					BatchID: **273748**		Analysis Date: **01/30/2019**		Seq No: **8724054**
Analyte	Result	RPT Limit	SPK value	SPK Ref Val	%REC	Low Limit	High Limit	RPD Ref Val	%RPD	RPD Limit Qual
Cyanide, Total	0.2610	0.010	0.2500		104	70	130			

Sample ID: **1901N39-005DMSD**	Client ID: **MW-320-0119**					Units: **mg/L**		Prep Date: **01/29/2019**		Run No: **389979**
SampleType: **MSD**	TestCode: **Cyanide SW9014**					BatchID: **273748**		Analysis Date: **01/30/2019**		Seq No: **8724055**
Analyte	Result	RPT Limit	SPK value	SPK Ref Val	%REC	Low Limit	High Limit	RPD Ref Val	%RPD	RPD Limit Qual
Cyanide, Total	0.2670	0.010	0.2500		107	70	130	0.2610	2.27	20

Qualifiers:

>	Greater than Result value	<	Less than Result value	B	Analyte detected in the associated method blank
BRL	Below reporting limit	E	Estimated (value above quantitation range)	H	Holding times for preparation or analysis exceeded
J	Estimated value detected below Reporting Limit	N	Analyte not NELAC certified	R	RPD outside limits due to matrix
Rpt Lim	Reporting Limit	S	Spike Recovery outside limits due to matrix		

Client: Wood Environment & Infrastructure
Project Name: AGL Augusta
Workorder: 1901N39

ANALYTICAL QC SUMMARY REPORT

BatchID: 273827

Sample ID: **MB-273827** Client ID: Units: **ug/L** Prep Date: **01/31/2019** Run No: **390086**
SampleType: **MBLK** TestCode: **Volatile Organic Compounds by GC/MS SW8260D** BatchID: **273827** Analysis Date: **01/31/2019** Seq No: **8726598**

Analyte	Result	RPT Limit	SPK value	SPK Ref Val	%REC	Low Limit	High Limit	RPD Ref Val	%RPD	RPD Limit	Qual
Acetone	BRL	50									
Benzene	BRL	5.0									
Carbon disulfide	BRL	5.0									
Ethylbenzene	BRL	5.0									
Methylene chloride	BRL	5.0									
Toluene	BRL	5.0									
Trichloroethene	BRL	5.0									
Xylenes, Total	BRL	5.0									
Surr: 4-Bromofluorobenzene	47.90	0	50.00		95.8	64	125				
Surr: Dibromofluoromethane	48.75	0	50.00		97.5	76.4	125				
Surr: Toluene-d8	49.63	0	50.00		99.3	78.3	116				

Sample ID: **LCS-273827** Client ID: Units: **ug/L** Prep Date: **01/31/2019** Run No: **390086**
SampleType: **LCS** TestCode: **Volatile Organic Compounds by GC/MS SW8260D** BatchID: **273827** Analysis Date: **01/31/2019** Seq No: **8726597**

Analyte	Result	RPT Limit	SPK value	SPK Ref Val	%REC	Low Limit	High Limit	RPD Ref Val	%RPD	RPD Limit	Qual
Benzene	50.62	5.0	50.00		101	72.3	126				
Toluene	52.72	5.0	50.00		105	70.5	128				
Trichloroethene	49.26	5.0	50.00		98.5	70.3	133				
Surr: 4-Bromofluorobenzene	48.77	0	50.00		97.5	64	125				
Surr: Dibromofluoromethane	48.90	0	50.00		97.8	76.4	125				
Surr: Toluene-d8	49.70	0	50.00		99.4	78.3	116				

Sample ID: **1901N39-015AMS** Client ID: **MW-408DR-0119** Units: **ug/L** Prep Date: **01/31/2019** Run No: **390116**
SampleType: **MS** TestCode: **Volatile Organic Compounds by GC/MS SW8260D** BatchID: **273827** Analysis Date: **02/01/2019** Seq No: **8728529**

Analyte	Result	RPT Limit	SPK value	SPK Ref Val	%REC	Low Limit	High Limit	RPD Ref Val	%RPD	RPD Limit	Qual
Benzene	41.42	5.0	50.00		82.8	70.2	137				

Qualifiers:

>	Greater than Result value	<	Less than Result value	B	Analyte detected in the associated method blank
BRL	Below reporting limit	E	Estimated (value above quantitation range)	H	Holding times for preparation or analysis exceeded
J	Estimated value detected below Reporting Limit	N	Analyte not NELAC certified	R	RPD outside limits due to matrix
Rpt Lim	Reporting Limit	S	Spike Recovery outside limits due to matrix		

Client: Wood Environment & Infrastructure
Project Name: AGL Augusta
Workorder: 1901N39

ANALYTICAL QC SUMMARY REPORT

BatchID: 273827

Sample ID: **1901N39-015AMS** Client ID: **MW-408DR-0119** Units: **ug/L** Prep Date: **01/31/2019** Run No: **390116**
SampleType: **MS** TestCode: **Volatile Organic Compounds by GC/MS SW8260D** BatchID: **273827** Analysis Date: **02/01/2019** Seq No: **8728529**

Analyte	Result	RPT Limit	SPK value	SPK Ref Val	%REC	Low Limit	High Limit	RPD Ref Val	%RPD	RPD Limit	Qual
Toluene	42.33	5.0	50.00		84.7	67	141				
Trichloroethene	40.86	5.0	50.00		81.7	69.3	141				
Surr: 4-Bromofluorobenzene	48.47	0	50.00		96.9	64	125				
Surr: Dibromofluoromethane	48.83	0	50.00		97.7	76.4	125				
Surr: Toluene-d8	49.42	0	50.00		98.8	78.3	116				

Sample ID: **1901N39-017ADUP** Client ID: **MW-21-0119** Units: **ug/L** Prep Date: **01/31/2019** Run No: **390116**
SampleType: **DUP** TestCode: **Volatile Organic Compounds by GC/MS SW8260D** BatchID: **273827** Analysis Date: **02/01/2019** Seq No: **8728530**

Analyte	Result	RPT Limit	SPK value	SPK Ref Val	%REC	Low Limit	High Limit	RPD Ref Val	%RPD	RPD Limit	Qual
Acetone	BRL	50						0	0	30	
Benzene	BRL	5.0						0	0	30	
Carbon disulfide	BRL	5.0						0	0	30	
Ethylbenzene	BRL	5.0						0	0	30	
Methylene chloride	BRL	5.0						0	0	30	
Toluene	BRL	5.0						0	0	30	
Trichloroethene	24.14	5.0						23.80	1.42	30	
Xylenes, Total	BRL	5.0						0	0	30	
Surr: 4-Bromofluorobenzene	47.43	0	50.00		94.9	64	125	46.89	0	0	
Surr: Dibromofluoromethane	48.92	0	50.00		97.8	76.4	125	49.55	0	0	
Surr: Toluene-d8	49.48	0	50.00		99.0	78.3	116	50.04	0	0	

Qualifiers:

>	Greater than Result value	<	Less than Result value	B	Analyte detected in the associated method blank
BRL	Below reporting limit	E	Estimated (value above quantitation range)	H	Holding times for preparation or analysis exceeded
J	Estimated value detected below Reporting Limit	N	Analyte not NELAC certified	R	RPD outside limits due to matrix
Rpt Lim	Reporting Limit	S	Spike Recovery outside limits due to matrix		

APPENDIX C

SEEPAGE VELOCITY CALCULATIONS

Appendix C
Seepage Velocity Calculations
Atlanta Gas Light Company
Former Manufactured Gas Plant Site
Augusta, Georgia

Hydrogeologic Unit	Hydraulic Conductivity (cm/sec)	Porosity (unitless)	January 21-22, 2019		Monitoring wells used for gradient calculations
			Gradient	Velocity (ft/day)	
Alluvium	1.170E-03	2.10E-01	1.70E-02	2.7E-01	MW-17 & 126 contour
Galliard	1.500E-04	2.60E-01	1.55E-02	2.5E-02	MW-207; MW-505D; MW-304
Galliard	1.500E-04	2.60E-01	3.36E-03	5.5E-03	MW-21; MW-22; MW-25
Galliard	1.500E-04	2.60E-01	4.34E-03	7.1E-03	MW-21; MW-22; MW-24
Saprolite	8.980E-06	8.00E-02	1.98E-03	6.3E-04	MW-306SAP; MW-310SAP; MW-214
Bedrock*	9.348E-04	1.42E-02	3.24E-03	6.0E-01	MW-325; MW-318; MW-315
Bedrock*	9.348E-04	1.42E-02	1.53E-03	2.9E-01	MW-306BR; MW-313; MW-309BR
Bedrock*	9.348E-04	6.00E-01	3.24E-03	1.4E-02	MW-325; MW-318; MW-315
Bedrock*	9.348E-04	6.00E-01	1.53E-03	6.8E-03	MW-306BR; MW-313; MW-309BR

*Bedrock porosity range taken from Applied Hydrogeology 4th Ed., Fetter, 2001
Multiple bedrock and Galliard gradients are presented from different areas of the site.
Porosities used in velocity calculations are average specific yield values published in USGS Water Supply Paper 1662-D
Vs=Ki/n
where:
Vs=seepage velocity (velocity)
K=horizontal hydraulic conductivity
i=horizontal hydraulic gradient (gradient)
n=porosity

Prepared by/date: NJM 2/20/2019
Checked by/date: JMQ 3/06/2019

MW-408S
125.46*

MW-501S
126.19

MW-306S
128.05

MW-402S
125.18

MW-17
128.35

MW-05
127.14

126
125
128
127

Northern Parcel

Western Parcel

Southern Parcel

9th Street
Walton Way
Fenwick Street
8th Street
D'Antignac Street
Taylor Street
King Street

Gradient Calculation			
Points	**Distance (ft)**	**Rise (ft)**	**Gradient**
MW-17 and 126 Contour	138	2.35	0.01703

Legend

- Monitoring Well - Alluvium
- 128.05 Groundwater Elevation (Feet MSL)
- Groundwater Elevation Contour (feet MSL)
- Dashed where inferred
- Flow Line Used for Groundwater Gradient Estimation
- Groundwater Flow Direction
- ISCO (In-Situ Chemical Oxidation) Area
- ISS (In-Situ Solidification) Area
- Site Parcel

Notes:
MW-306S is in a Depth Discrete Sampling Port (DDSP) well.
*MW-408S was not used for contouring

MSL - Mean Sea Level

0 225 450 Feet

N

Atlanta Gas Light Company
Former Manufactured Gas Plant
25th Semiannual Corrective Action Effectiveness Report - January 2019 Groundwater Monitoring Event
Augusta, Richmond County, Georgia

Groundwater Elevation Map for the Alluvium January 21-22, 2019

Prepared by/Date: RD - 3/6/2019	wood.	**Figure:** C-1
Checked by/Date: JMQ - 3/6/2019		
Project Number: 6122150235		

Document Path: G:\AGL_Augusta\mxds\Augusta_25th_Semi_Annual_CAER_Report\Appendix_GW_Alluvium.mxd

N

MW-408DR
125.15*

MW-607
124.94

MW-603
125.42

MW-404DR
126.61

MW-306D
125.97

MW-310D
125.74

MW-402D
125.34

MW-211
NM

MW-19
128.54

MW-203
NM

MW-22
125.86

MW-12
126.48

MW-25
125.63

MW-206
125.21

MW-207
127.81

MW-505D
124.51

MW-304
124.26

MW-309D
125.24

MW-303
124.90

MW-602
124.07

MW-24
125.04

MW-21
122.32

9th Street
Fenwick Street
Walton Way
8th Street
D'Antignac Street
King Street
Taylor Street
7th Street
Twiggs Street

Northern Parcel
Western Parcel
Southern Parcel

$\frac{dh}{dl} = \frac{125-123}{461} = 0.00434$

$\frac{dh}{dl} = \frac{125-124}{298} = 0.00336$

$\frac{dh}{dl} = \frac{127-125}{129} = 0.01550$

Legend

- Monitoring Well - Galliard
- 123.66 Groundwater Elevation (Feet MSL)
- Flow Line Used for Groundwater Gradient Estimation
- ISCO (In-Situ Chemical Oxidation) Area
- ISS (In-Situ Solidification) Area
- Parcels

Notes:

MW-306D, MW-309D and MW-310D are in Depth Discrete Sampling Port (DDSP) wells.

MSL - Mean Sea Level

NM - Not Measured

0 225 450 Feet

Atlanta Gas Light Company
Former Manufactured Gas Plant
25th Semiannual Corrective Action Effectiveness
Report - January 2019 Groundwater Monitoring Event
Augusta, Richmond County, Georgia

3-Point Gradient Estimation for the Galliard
January 21-22, 2019

Prepared by/Date: RD - 3/6/2019	Figure: C-2
Checked by/Date: NJM - 3/6/2019	wood.
Project Number: 6122150235	

Document Path: G:\AGL_Augusta\mxds\Augusta_25th_Semi_Annual_CAER_Report\Three_Point_Gradient_Galliard.mxd

N

MW-317
123.25

9th Street

Fenwick Street

8th Street

Walton Way

MW-306SAP
125.98

MW-310SAP
125.68

Northern Parcel

Western Parcel

Southern Parcel

125.5

125.5

125

125

124.5

124.5

MW-214
124.45

Walton Way

D'Antignac Street

9th Street

Taylor Street

MW-311
125.23

King Street

7th Street

MW-309SAP
124.89

8th Street

Twiggs Street

$$\frac{dh}{dl} = \frac{125.5-125}{253} = 0.00198$$

Legend

- Monitoring Well - Saprolite
- 124.45 Groundwater Elevation (Feet MSL)
- Flow Line Used for Groundwater Gradient Estimation
- ISCO (In-Situ Chemical Oxidation) Area
- ISS (In-Situ Solidification) Area
- Parcels

Notes:
MW-306SAP, MW-309SAP and MW-310SAP are in Depth Discrete Sampling Port (DDSP) wells.

MSL - Mean Sea Level

0 225 450 Feet

Document Path: G:\AGL_Augusta\mxds\Augusta_25th_Semi_Annual_CAER_Report\Three_Point_Gradient_Saprolite.mxd

Atlanta Gas Light Company
Former Manufactured Gas Plant
25th Semiannual Corrective Action Effectiveness Report - January 2019 Groundwater Monitoring Event
Augusta, Richmond County, Georgia

3-Point Gradient Estimation for the Saprolite January 21-22, 2019

Prepared by/Date: RD - 2/26/2019	wood.	Figure: C-3
Checked by/Date: NJM - 2/26/2019		
Project Number: 6122150235		

N

MW-319
125.01

MW-320
124.50

MW-318
124.62

MW-315
125.26

MW-513BR
124.85

MW-325
122.53

MW-306BR
125.13

MW-306TZ
125.24

MW-310TZ
125.53

MW-310BR
125.16

MW-313
123.67

MW-500BR
125.18

MW-508BR
124.69

MW-309TZ
125.22

MW-309BR
123.24

MW-507BR
125.07

9th Street
Fenwick Street
8th Street
Walton Way
D'Antignac Street
Taylor Street
King Street

Northern Parcel
Western Parcel
Southern Parcel

$$\frac{dh}{dl} = \frac{124.5-123.5}{309} = 0.00324$$

$$\frac{dh}{dl} = \frac{124.5-124}{326} = 0.00153$$

Notes:

MW-306TZ, MW-309TZ and MW-310TZ are in Depth Discrete Sampling Port (DDSP) wells.

MSL - Mean Sea Level

0 225 450 Feet

Legend

- Monitoring Well - Bedrock and Transition Zone
- 125.53 Groundwater Elevation (Feet MSL)
- Flow Line Used for Groundwater Gradient Estimation
- ISCO (In-Situ Chemical Oxidation) Area
- ISS (In-Situ Solidification) Area
- Parcels

Atlanta Gas Light Company
Former Manufactured Gas Plant
25th Semiannual Corrective Action Effectiveness Report - January 2019 Groundwater Monitoring Event
Augusta, Richmond County, Georgia

3-Point Gradient Estimation for the Bedrock and Transition Wells - January 21-22, 2019

Prepared by/Date: RD - 3/6/2019	Figure: C-4
Checked by/Date: NJM - 3/6/2019	
Project Number: 6122150235	

wood.

Document Path: G:\AGL_Augusta\mxds\Augusta_25th_Semi_Annual_CAER_Report\Three_Point_Gradient_BR_and_TZ.mxd

APPENDIX D

ANALYTICAL DATA VALIDATION CHECKLIST

January 2019 Data Evaluation Narrative
Project: Atlanta Gas Light
Wood Environmental and Infrastructure Solutions, Inc. Project Number: 6122150235.03.**
Site: Augusta, GA
Matrix: Groundwater

AES SDG No: 1901K92

Introduction

A data quality evaluation (DQE) was performed on the data reported for the groundwater sampling event conducted at the Atlanta Gas Light (AGL) facility located in Augusta, Georgia in January 2019. The following sections provide summary discussions of the required data qualifications for the analytical methods for samples collected. A Level II DQE validation was performed on the samples analyzed by the fixed-based laboratory within these sample delivery groups (SDGs). A Level II DQE consists of review of the following criteria: sample integrity, holding times, reporting limits, method blanks, laboratory control samples (LCSs), surrogate recoveries (where applicable), matrix spikes/matrix spike duplicate (MS/MSD) recoveries and relative percent differences (RPDs), laboratory and field duplicate RPDs, and trip, field, and/or equipment blanks. Data were reviewed using precision and accuracy control limits presented in the laboratory's quality assurance project plan (QAPP). Additionally, the data summary tables generated from the electronic data deliverable (EDD) were compared to the laboratory hardcopy data report to verify that the EDD and data report match.

DQE data qualifications were applied, if necessary, in accordance with procedures in United States Environmental Protection Agency (USEPA) guidelines (USEPA, 2008/2011), the method, and professional judgment using the following qualifiers:

J = The reported concentration is considered an estimated value.

Deliverables

The data package as submitted to Wood Environment and Infrastructure Solutions, Inc. (Wood, formerly Amec Foster Wheeler) are complete for USEPA Methods SW8260B, SW8270D-SIM, SW6020B, SW7470A, and SW9014.

Sample Integrity

Samples within this SDG were submitted to Analytical Environmental Services (AES) in Atlanta, Georgia for select volatile organic compounds (VOCs) by USEPA Method SW8260B, polynuclear aromatic hydrocarbons (PAHs) by USEPA Method SW8270D - selective ion monitoring (SIM), metals [antimony (Sb), arsenic (As), barium (Ba), beryllium (Be), cadmium (Cd), chromium (Cr), copper (Cu), lead (Pb), nickel (Ni), selenium (Se),

thallium (Tl) vanadium (V), and zinc (Zn)] by USEPA Method SW6020B, mercury by USEPA Method SW7470A, and cyanide by USEPA Method SW9014.

Based on the information provided on the Chain-of-Custody (COC) forms, the field samples arrived at the laboratory intact and within the temperature range. Completed COC documents are included in the data package.

Sample Identification

This SDG contains the following water and QC samples:

Sample ID	Sample Date	DQE Level	Sample ID	Sample Date	DQE Level
MW-306SAP-0119	01/22/19	II	MW-303-0119	01/22/19	II
MW-306D-0119	01/22/19	II	MW-19-0119	01/22/19	II
MW-306TZ-0119	01/22/19	II	MW-507BR-0119	01/22/19	II
MW-505D-0119	01/22/19	II	DUP-3-0119	01/22/19	II
MW-304-0119	01/22/19	II	TB-01-0119	01/22/19	II
MW-602-0119	01/22/19	II			

These samples were collected on January 22, 2019. Sample DUP-3-0119 is a field duplicate of MW-19-0119 and sample TB-01-0119 is a trip blank.

VOCs (SW8260B)

The samples in this SDG including the trip blank were submitted to AES for VOC analysis by Method SW8260B. The Level II components were within laboratory QC limits.

PAHs (SW8270D-SIM)

The samples in this SDG were submitted to AES for PAH analysis by Method SW8270D-SIM. The Level II components were within laboratory QC limits.

Metals (SW6020B)

The samples in this SDG were submitted to AES for metals analysis (Sb, As, Ba, Be, Cd, Cr, Cu, Pb, Ni, Se, Tl, V, and Zn) by Method SW6020B. The Level II components were within laboratory QC limits except for method blank contamination and field duplicate precision. Additionally, high turbidity (>10NTUs) was present in sample MW-507BR-0119 and is discussed below.

Method Blank Contamination

The method blank submitted in this SDG was reported a detection of antinomy above the RL (0.005 mg/L).

Action: No qualification was required because the associated samples were reported with no detected concentrations of antinomy.

Field Duplicate Precision

One field duplicate pair (DUP-3-0119/MW-19-0119) was submitted in this SDG, and the RPDs were within limits with the following exception: the RPD for zinc was outside of QC limits.

Action: The zinc results for the field duplicate pair were qualified as estimated and were flagged "J".

Turbidity

Samples with turbidity greater than 10 NTUs are generally associated with detections of metals greater than the RL. The turbidity of MW-507BR-0119 was 319 NTU; therefore, the detected metals within this sample was considered estimated and have been qualified.

Action: The barium, beryllium, chromium, copper, lead, vanadium and zinc results were qualified as estimated due to high turbidity in sample MW-507BR-0119 and flagged "J".

Mercury (SW7470A)

The samples in this SDG were submitted to AES for mercury analysis by Method SW7470A. The Level II components were within laboratory QC limits.

Cyanide (SW9014)

The samples in this SDG were submitted to AES for cyanide analysis by Method SW9014. The Level II components were within laboratory QC limits.

Overall Site Evaluation and Professional Judgment Flagging Changes

The chemical data included in this SDG was validated in general accordance with the guidelines contained in the project work plan and no DQE flags were modified based on professional judgment.

References

USEPA, 2008/2011. Data Validation Standard Operating Procedures for Contract Laboratory Program Routine Analytical Services. Prepared by the Region 4, United States Environmental Protection Agency, Science and Ecosystem Support Division, August 2008 (organic), September 2011 (inorganic).

Prepared by/Date: JPM 02/26/19
Checked By/Date: DLH 3/4/19

DQE CHECKLISTS

LEVEL II DATA QUALITY VALIDATION RECORD

Project: AGL Augusta
Project No: 6122150235.03.****
Method: VOCs by SW8260B
Laboratory and Lot: AES SDG: 1901K92
Reviewer/Date: J. McIntyre 02/26/19 **Senior Reviewer/Date:** D. Howard 3/4/19

YES	NO	NA		COMMENTS
All samples in this SDG were analyzed for VOCs.				
X			**Case Narrative and COC Completeness Review** Cooler temps: 1.6, 2.0, and 1.9°C	
X			**Holding times met** Collected: 01/22/19 Prep: 01/25/19 Anal: 01/25/19, 01/26/19, 01/30/19	
X			**QC Blanks Review** p. 40 MB-273649= ND TB-01-0119= ND	
X			**Laboratory Control Sample (LCS) recovery within limits** p. 40 LCS- 273649 – All % Rec OK	
X			**Surrogate recovery within limits** All OK	
X			**Lab Duplicate - Field Duplicate precision goals met (30%).** DUP-3-0119 = MW-19-0119 ***Both ND – OK*** ***Lab dup:*** p. 41 MW-304-0119 ***All RPDs – OK***	
X			**Matrix Spike recoveries and RPDs within limits (if applicable)** p. 40-41 MW-304-0119 (MS only) All % Recoveries and RPDs within limits.	
X			**EDD Data Verification vs. Hardcopy (10% samples for each SDG)**	

Dilutions: MW-304-0119 (Benzene)

LEVEL II DATA QUALITY VALIDATION RECORD

Project: AGL Augusta
Project No: 6122150235.03.****
Method: PAHs by SW8270D-SIM
Laboratory and Lot: AES SDG: 1901K92
Reviewer/Date: J. McIntyre 02/26/19 **Senior Reviewer/Date:** D. Howard 3/4/19

YES	NO	NA		COMMENTS

Samples were analyzed for PAHs and include: MW-306SAP-0119, MW-306D-0119, MW-306TZ-0119, MW-505D-0119, MW-304-0119, MW-602-0119, MW-303-0119, MW-19-0119, DUP-3-0119 and MW-507BR-0119

X **Case Narrative and COC Completeness Review**
Cooler temp: 1.6, 2.0, and 1.9°C

X **Holding times met**
Collected: 01/22/19
Prep: 01/25/19
Anal: 01/25/19, 01/26/19, 01/28/19

X **QC Blanks Review**
p. 32 MB- 273503= ND

X **Laboratory Control Sample (LCS) recovery within limits**
p. 32-33 LCS- 273503- All % Rec OK

X **Surrogate recovery within limits**
All OK

X **Lab Duplicate - Field Duplicate precision goals met (30%).**

		DUP-3-0119 = MW-19-0119	
Anthracene	0.081	0.084	RPD = 3.6

X **Matrix Spike recoveries and RPDs within limits (if applicable)**
Not a sample of this SDG (1901K94)
All %Rec and RPD within QC limits

X **EDD Data Verification vs. Hardcopy (10% samples for each SDG)**

Dilutions: MW-306TZ-0119 and MW-304-0119 (Naphthalene & Acenaphthene 100x),

LEVEL II DATA QUALITY VALIDATION RECORD

Project: AGL Augusta
Project No: 6122150235.03.****
Method: Metals by SW6020B
Laboratory and Lot: AES SDG: 1901K92
Reviewer/Date: J. McIntyre 02/26/19 **Senior Reviewer/Date:** D.Howard 3/4/19

YES	NO	NA	COMMENTS

Samples were analyzed for Sb, As, Ba, Be, Cd, Cr, Cu, Pb, Ni, Se, Tl, V, and Zn and include: MW-306SAP-0119, MW-306D-0119, MW-306TZ-0119, MW-505D-0119, MW-304-0119, MW-602-0119, MW-303-0119, MW-19-0119, DUP-3-0119 and MW-507BR-0119.
All metals positive results for sample MW-507BR will be flagged "J" due to high turbidity during sample collection.

☒ **Case Narrative and COC Completeness Review**
Cooler temps: 1.6, 2.0, and 1.9°C

☒ **Holding times met**
Collected: 01/22/19
Prep: 01/25/19
Analyzed: 01/28/19

☒ **QC Blanks Review**
p. 35 MB- 273504 = Sb – 0.007476 x 5 = **0.03738**
No flags applied; assoc. results all ND

☒ **Laboratory Control Sample (LCS) recovery within limits**
p. 35-36 LCS- 273504 – All % Rec OK

☒ **Lab Duplicate - Field Duplicate precision goals met (20%).**

	DUP-3-0119 =	MW-19-0119	RPD
Ba	0.0944	0.095	0.6
Ni	0.0352	0.0346	1.7
Zn	0.0727	0.0962	27.8

Zinc results flagged "J"

☒ **Matrix Spike recoveries and RPDs within limits (if applicable)**
Not a project sample of this SDG; (1901K94)

☒ **EDD Data Verification vs. Hardcopy (10% samples for each SDG)**

LEVEL II DATA QUALITY VALIDATION RECORD

Project: AGL Augusta
Project No: 6122150235.03.****
Method: Mercury by SW7470A
Laboratory and Lot: AES SDG: 1901K92
Reviewer/Date: J. McIntyre 02/26/19 **Senior Reviewer/Date:** D. Howard 3/4/19

YES	NO	NA		COMMENTS
Samples were analyzed for mercury and include: MW-306SAP-0119, MW-306D-0119, MW-306TZ-0119, MW-505D-0119, MW-304-0119, MW-602-0119, MW-303-0119, MW-19-0119, DUP-3-0119 and MW-507BR-0119				
X			**Case Narrative and COC Completeness Review**	Cooler temp: 1.6, 2.0, and 1.9°C
X			**Holding times met**	Collected: 01/22/19 Prep: 01/28/19 Anal: 01/28/19
X			**QC Blanks Review**	p. 38 MB- 273602 = ND p. 39 MB- 273604 = ND
X			**Laboratory Control Sample (LCS) recovery within limits**	p. 38 LCS-273602 – Hg = 96.1% OK p. 39 LCS- 273604 – Hg = 105% OK
X			**Lab Duplicate - Field Duplicate precision goals met (20%).**	DUP-3-0119 = MW-19-0119 Both ND – OK
		X	**Matrix Spike recoveries and RPDs within limits (if applicable)**	p. 38-39 non-project sample of this SDG (SDG 1901K94)
X			**EDD Data Verification vs. Hardcopy (10% samples for each SDG)**	

LEVEL II DATA QUALITY VALIDATION RECORD

Project: AGL Augusta
Project No: 6122150235.03.****
Method: Cyanide by SW9014
Laboratory and Lot: AES SDG: 1901K92
Reviewer/Date: J. McIntyre 02/26/19 **Senior Reviewer/Date:** D. Howard 3/4/19

YES	NO	NA		COMMENTS
			Samples were analyzed for cyanide and include: MW-306SAP-0119, MW-306D-0119, MW-306TZ-0119, MW-505D-0119, MW-304-0119, MW-602-0119, MW-303-0119, MW-19-0119, DUP-3-0119 and MW-507BR-0119	
X			**Case Narrative and COC Completeness Review** Cooler temp: 1.6, 2.0, and 1.9°C	
X			**Holding times met** Collected: 01/22/19 Prep: 01/29/19 Anal: 02/01/19	
X			**QC Blanks Review** p. 42 MB-273723 = ND	
X			**Laboratory Control Sample (LCS) recovery within limits** p. 42 LCS-273723 – CN = 99.2% OK	
X			**Lab Duplicate - Field Duplicate precision goals met (20%).** DUP-3-0119 = MW-19-0119 Both ND - OK	
		X	**Matrix Spike recoveries and RPDs within limits (if applicable)** p. 42 not a project sample from this SDG (SDG 1901K94) – OK	
X			**EDD Data Verification vs. Hardcopy (10% samples for each SDG)**	

January 2019 Data Evaluation Narrative
Project: Atlanta Gas Light
Wood Environmental and Infrastructure Solutions, Inc Project Number: 6122150235.03.****
Site: Augusta, GA
Matrix: Groundwater

AES SDG No: 1901K94

Introduction

A data quality evaluation (DQE) was performed on the data reported for the groundwater sampling event conducted at the Atlanta Gas Light (AGL) facility located in Augusta, Georgia in January 2019. The following sections provide summary discussions of the required data qualifications for the analytical methods for samples collected. A Level II DQE validation was performed on the samples analyzed by the fixed-based laboratory within these sample delivery groups (SDGs). A Level II DQE consists of review of the following criteria: sample integrity, holding times, reporting limits, method blanks, laboratory control samples (LCSs), surrogate recoveries (where applicable), matrix spikes/matrix spike duplicate (MS/MSD) recoveries and relative percent differences (RPDs), laboratory and field duplicate RPDs, and trip, field, and/or equipment blanks. Data were reviewed using precision and accuracy control limits presented in the laboratory's quality assurance project plan (QAPP). Additionally, the data summary tables generated from the electronic data deliverable (EDD) were compared to the laboratory hardcopy data report to verify that the EDD and data report match.

DQE data qualifications were applied, if necessary, in accordance with procedures in United States Environmental Protection Agency (USEPA) guidelines (USEPA, 2008/2011), the method, and professional judgment using the following qualifiers:

J = The reported concentration is considered an estimated value.

Deliverables

The data package as submitted to Wood Environment and Infrastructure Solutions, Inc. (Wood, formerly Amec Foster Wheeler) are complete for USEPA Methods SW8260B, SW8270D-SIM, SW6020B, SW7470A, and SW9014.

Sample Integrity

Samples within this SDG were submitted to Analytical Environmental Services (AES) in Atlanta, Georgia for select volatile organic compounds (VOCs) by USEPA Method SW8260B, polynuclear aromatic hydrocarbons (PAHs) by USEPA Method SW8270D - selective ion monitoring (SIM), metals [antimony (Sb), arsenic (As), barium (Ba), beryllium (Be), cadmium (Cd), chromium (Cr), copper (Cu), lead (Pb), nickel (Ni), selenium (Se),

thallium (Tl) vanadium (V), and zinc (Zn)] by USEPA Method SW6020B, mercury by USEPA Method SW7470A, and cyanide by USEPA Method SW9014.

Based on the information provided on the Chain-of-Custody (COC) forms, the field samples arrived at the laboratory intact and within the temperature range. Completed COC documents are included in the data package.

Sample Identification

This SDG contains the following water and QC samples:

Sample ID	Sample Date	DQE Level	Sample ID	Sample Date	DQE Level
MW-306BR-0119	01/23/19	II	MW-05-0119	01/23/19	II
MW-310SAP-0119	01/23/19	II	MW-309BR-0119	01/23/19	II
MW-513BR-0119	01/23/19	II	MW-206-0119	01/23/19	II
MW-500BR-0119	01/23/19	II	MW-207-0119	01/23/19	II
MW-310BR-0119	01/23/19	II	DUP-2-0119	01/23/19	II
MW-402D-0119	01/23/19	II	MW-513BR-0119 MS/MSD	01/23/19	II
MW-402S-0119	01/23/19	II	TB-02-0119	01/23/19	II

These samples were collected on January 23, 2019. Sample DUP-2-0119 is a field duplicate of MW-306BR-0119, and. Sample TB-02-0119 is a trip blank and sample MW-513BR-0119 was submitted for MS/MSD analysis.

VOCs (SW8260B)

The samples in this SDG including the trip blank were submitted to AES for VOC analysis by Method SW8260B. The Level II components were within laboratory QC limits.

PAHs (SW8270D-SIM)

The samples in this SDG were submitted to AES for PAH analysis by Method SW8270D-SIM. The Level II components were within laboratory QC limits.

Metals (SW6020B)

The samples in this SDG were submitted to AES for metals analysis (Sb, As, Ba, Be, Cd, Cr, Cu, Pb, Ni, Se, Tl, V, and Zn) by Method SW6020B. The Level II components were within laboratory QC limits except for method blank contamination and MS/MSD recoveries.

Method Blank Contamination

The method blank submitted in this SDG was reported a detection of antinomy above the RL (0.005 mg/L).

Action: No qualification was required because the associated samples were reported with no detected concentrations of antinomy.

Matrix Spike/Duplicate

MS/MSD analyses were performed on sample MW-513BR-0119, and the MS and MSD percent recoveries were outside of QC limits for barium.

Action: No qualification was necessary because the sample result was greater than 4x the spiked concentration.

Mercury (SW7470A)

The samples in this SDG were submitted to AES for mercury analysis by Method SW7470A. The Level II components were within laboratory QC limits.

Cyanide (SW9014)

The samples in this SDG were submitted to AES for cyanide analysis by Method SW9014. The Level II components were within laboratory QC limits.

Overall Site Evaluation and Professional Judgment Flagging Changes

The chemical data included in this SDG was validated in general accordance with the guidelines contained in the project work plan and no DQE flags were modified based on professional judgment.

References

USEPA, 2008/2011. Data Validation Standard Operating Procedures for Contract Laboratory Program Routine Analytical Services. Prepared by the Region 4, United States Environmental Protection Agency, Science and Ecosystem Support Division, August 2008 (organic), September 2011 (inorganic).

Prepared by/Date: JPM 02/27/19
Checked By/Date: DLH 3/5/19

DQE CHECKLISTS

LEVEL II DATA QUALITY VALIDATION RECORD

Project: AGL Augusta
Project No: 6122150235.03.****
Method: VOCs by SW8260B
Laboratory and Lot: AES SDG: 1901K94
Reviewer/Date: J. McIntyre 02/27/19 **Senior Reviewer/Date:** D. Howard 3/5/19

YES	NO	NA		COMMENTS
All samples in this SDG were analyzed for VOCs.				
X			**Case Narrative and COC Completeness Review** Cooler temps: 1.1, 1.5, 1.6, and 0.4°C	
X			**Holding times met** Collected: 01/23/19 Anal: 01/25/19, 01/26/19, 01/29/19, 01/30/19	
X			**QC Blanks Review** p. 46 MB- 273601 = ND p. 50 MB- 273710 = ND TB-02-0119= ND	
X			**Laboratory Control Sample (LCS) recovery within limits** p. 46 LCS- 273601 – All % Rec OK p. 50 LCS- 273710 – All % Rec OK	
X			**Surrogate recovery within limits** All OK	
X			**Lab Duplicate - Field Duplicate precision goals met (30%).** DUP-02-0119 = MW-306BR-0119 ***Both ND – OK*** ***Lab dup:*** Non-project sample of this SDG ***All RPDs – OK***	
X			**Matrix Spike recoveries and RPDs within limits (if applicable)** p. 46-47 MW-513BR-0119 p. 50-51 (MS only) non-project sample of this SDG – All OK	
X			**EDD Data Verification vs. Hardcopy (10% samples for each SDG)**	

Dilutions: MW-500BR-0119 (Benzene and Ethylbenzene) 50x

LEVEL II DATA QUALITY VALIDATION RECORD

Project: AGL Augusta
Project No: 6122150235.03.****
Method: PAHs by SW8270D-SIM
Laboratory and Lot: AES SDG: 1901K94
Reviewer/Date: J. McIntyre 02/27/19 **Senior Reviewer/Date:** D. Howard 3/5/19

YES NO NA **COMMENTS**

Samples were analyzed for PAHs and include: MW-306BR-0119, MW-310SAP-0119, MW-513BR-0119, MW-500BR-0119, MW-310BR-0119, MW-402D-0119, MW-402S-0119, MW-05-0119, DUP-2-0119, MW-309BR-0119, MW-206-0119 and MW-207-0119

X **Case Narrative and COC Completeness Review**
Cooler temp: 1.1, 1.5, 1.6, and 0.4°C

X **Holding times met**
Collected: 01/23/19
Anal: 01/25/19, 01/28/19, 01/29/19, 01/30/19

X **QC Blanks Review**
p. 34 MB- 273503= ND
p. 43 MB-273598 = ND

X **Laboratory Control Sample (LCS) recovery within limits**
p. 34-35 LCS- 273503- All % Rec OK
p. 43-44 LCS-273598 - All % Rec OK

X **Surrogate recovery within limits**
All OK

X **Lab Duplicate - Field Duplicate precision goals met (30%).**

DUP-02-0119 = MW-306BR-0119

Anthracene	0.34	0.3	RPD = 3.6
Benzo(a)anthracene	0.08	ND	RPD = NC
Benzo(a)pyrene	0.062	ND	RPD = NC
Benzo(k)fluoranthene	0.073	ND	RPD = NC
Chrysene	0.077	ND	RPD = NC
Fluoranthene	0.16	ND	RPD = NC
Fluorene	2.9	2.7	RPD = 7.1
Indo(1,2,3-cd)pyrene	0.063	0.058	RPD = 8.2
Naphthalene	360	360	RPD = 0
Phenanthrene	1.7	1.4	RPD = 19.4
Pyrene	0.19	0.22	RPD = 14.6

PAHs continued

YES	NO	NA	COMMENTS
X			**Matrix Spike recoveries and RPDs within limits (if applicable)** p. 35-36 MW-513BR-0119 All %Rec and RPD within QC limits p. 44-45 non-project sample of this SDG
X			**EDD Data Verification vs. Hardcopy (10% samples for each SDG)**

Dilutions: MW-306BR-0119 and DUP-2-0119 (Naphthalene & Acenaphthene 100x) and MW-500BR-0119 (Naphthalene [1000x] & Acenaphthene [100x])

LEVEL II DATA QUALITY VALIDATION RECORD

Project: AGL Augusta
Project No: 6122150235.03.****
Method: Metals by SW6020B
Laboratory and Lot: AES SDG: 1901K94
Reviewer/Date: J. McIntyre 02/27/19 **Senior Reviewer/Date:** D. Knaub 03/XX/19

YES	NO	NA	COMMENTS

Samples were analyzed for Sb, As, Ba, Be, Cd, Cr, Cu, Pb, Ni, Se, Tl, V, and Zn and include: MW-306BR-0119, MW-310SAP-0119, MW-513BR-0119, MW-500BR-0119, MW-310BR-0119, MW-402D-0119, MW-402S-0119, MW-05-0119, DUP-2-0119, MW-309BR-0119, MW-206-0119 and MW-207-0119

☒ **Case Narrative and COC Completeness Review**
Cooler temps: 1.1, 1.5, 1.6, and 0.4°C

☒ **Holding times met**
Collected: 01/23/19
Prep: 01/25/19
Analyzed: 01/28/19

☒ **QC Blanks Review**
p. 37 MB- 273504 = Sb – 0.007476 x 5 = **0.03738**
No flags applied; assoc. results all ND

☒ **Laboratory Control Sample (LCS) recovery within limits**
p. 37-38 LCS- 273504 – All % Rec OK

☒ **Lab Duplicate - Field Duplicate precision goals met (20%)**.

	DUP-02-0119	MW-306BR-0119	RPD
Ba	0.532	0.526	1.1

☒ **Matrix Spike recoveries and RPDs within limits (if applicable)**
p. 38-39 MW-513BR-0119; Ba (**233**, **237**%)
No flags applied; sample was >4x the spike amount.

☒ **EDD Data Verification vs. Hardcopy (10% samples for each SDG)**

LEVEL II DATA QUALITY VALIDATION RECORD

Project: AGL Augusta
Project No: 6122150235.03.****
Method: Mercury by SW7470A
Laboratory and Lot: AES SDG: 1901K94
Reviewer/Date: J. McIntyre 02/27/19 **Senior Reviewer/Date:** D. Howard 3/5/19

YES	NO	NA	COMMENTS

Samples were analyzed for mercury and include: MW-306BR-0119, MW-310SAP-0119, MW-513BR-0119, MW-500BR-0119, MW-310BR-0119, MW-402D-0119, MW-402S-0119, MW-05-0119, DUP-2-0119, MW-309BR-0119, MW-206-0119 and MW-207-0119

X		**Case Narrative and COC Completeness Review** Cooler temp: 1.1, 1.5, 1.6, and 0.4°C
X		**Holding times met** Collected: 01/23/19 Anal: 01/28/19
X		**QC Blanks Review** p. 48 MB- 273602 = ND p. 49 MB- 273604 = ND
X		**Laboratory Control Sample (LCS) recovery within limits** p. 48 LCS-273602 – Hg = 96.1% OK p. 49 LCS- 273604 – Hg = 105% OK
X		**Lab Duplicate - Field Duplicate precision goals met (20%).** DUP-02-0119 = MW-306BR-0119 Both ND – OK
X		**Matrix Spike recoveries and RPDs within limits (if applicable)** p. 48 MW-513BR-0119 – All OK p. 49 MW-500BR-0119 – All OK
X		**EDD Data Verification vs. Hardcopy (10% samples for each SDG)**

LEVEL II DATA QUALITY VALIDATION RECORD

Project: AGL Augusta
Project No: 6122150235.03.****
Method: Cyanide by SW9014
Laboratory and Lot: AES SDG: 1901K94
Reviewer/Date: J. McIntyre 02/27/19 **Senior Reviewer/Date:** D. Howard 3/5/19

YES	NO	NA	COMMENTS

Samples were analyzed for cyanide and include: MW-306BR-0119, MW-310SAP-0119, MW-513BR-0119, MW-500BR-0119, MW-310BR-0119, MW-402D-0119, MW-402S-0119, MW-05-0119, DUP-2-0119, MW-309BR-0119, MW-206-0119 and MW-207-0119

X		**Case Narrative and COC Completeness Review** Cooler temp: 1.1, 1.5, 1.6, and 0.4°C
X		**Holding times met** Collected: 01/23/19 Prep: 01/29/19 Anal: 01/29/19, 01/30/19
X		**QC Blanks Review** p. 52 MB-273723 = ND p. 53 MB-273748 = ND
X		**Laboratory Control Sample (LCS) recovery within limits** p. 52 LCS-273723 – CN = 99.2% OK p. 53 LCS-273748 – CN = 102% OK
X		**Lab Duplicate - Field Duplicate precision goals met (20%).** DUP-2-0119 = MW-306BR-0119 Both ND - OK
X		**Matrix Spike recoveries and RPDs within limits (if applicable)** p. 52 MW-513BR-0119 – All OK p. 53 non-project sample of this SDG
X		**EDD Data Verification vs. Hardcopy (10% samples for each SDG)**

January 2019 Data Evaluation Narrative
Project: Atlanta Gas Light
Wood Environmental and Infrastructure Solutions, Inc. Project Number: 6122150235.03.**
Site: Augusta, GA
Matrix: Groundwater

AES SDG No: 1901N39

Introduction

A data quality evaluation (DQE) was performed on the data reported for the groundwater sampling event conducted at the Atlanta Gas Light (AGL) facility located in Augusta, Georgia in January 2019. The following sections provide summary discussions of the required data qualifications for the analytical methods for samples collected. A Level II DQE validation was performed on the samples analyzed by the fixed-based laboratory within these sample delivery groups (SDGs). A Level II DQE consists of review of the following criteria: sample integrity, holding times, reporting limits, method blanks, laboratory control samples (LCSs), surrogate recoveries (where applicable), matrix spikes/matrix spike duplicate (MS/MSD) recoveries and relative percent differences (RPDs), laboratory and field duplicate RPDs, and trip, field, and/or equipment blanks. Data were reviewed using precision and accuracy control limits presented in the laboratory's quality assurance project plan (QAPP). Additionally, the data summary tables generated from the electronic data deliverable (EDD) were compared to the laboratory hardcopy data report to verify that the EDD and data report match.

DQE data qualifications were applied, if necessary, in accordance with procedures in United States Environmental Protection Agency (USEPA) guidelines (USEPA, 2008/2011), the method, and professional judgment using the following qualifiers:

J = The reported concentration is considered an estimated value.

Deliverables

The data package as submitted to Wood Environment and Infrastructure Solutions, Inc. (Wood, formerly Amec Foster Wheeler) are complete for USEPA Methods SW8260B, SW8270D-SIM, SW6020B, SW7470A, and SW9014.

Sample Integrity

Samples within this SDG were submitted to Analytical Environmental Services (AES) in Atlanta, Georgia for select volatile organic compounds (VOCs) by USEPA Method SW8260B, polynuclear aromatic hydrocarbons (PAHs) by USEPA Method SW8270D - selective ion monitoring (SIM), metals [antimony (Sb), arsenic (As), barium (Ba), beryllium (Be), cadmium (Cd), chromium (Cr), copper (Cu), lead (Pb), nickel (Ni), selenium (Se),

thallium (Tl) vanadium (V), and zinc (Zn)] by USEPA Method SW6020B, mercury by USEPA Method SW7470A, and cyanide by USEPA Method SW9014.

Based on the information provided on the Chain-of-Custody (COC) forms, the field samples arrived at the laboratory intact and within the temperature range. Completed COC documents are included in the data package.

Sample Identification

This SDG contains the following water and QC samples:

Sample ID	Sample Date	DQE Level	Sample ID	Sample Date	DQE Level
MW-318-0119	01/23/19	II	MW-408DR-0119	01/24/19	II
MW-315-0119	01/23/19	II	MW-21-0119	01/25/19	II
MW-325-0119	01/23/19	II	MW-319-0119	01/25/19	II
MW-320-0119	01/23/19	II	MW-22-0119	01/25/19	II
MW-508BR-0119	01/23/19	II	MW-313-0119	01/25/19	II
MW-12-0119	01/23/19	II	DUP-1-0119	01/24/19	II
MW-311-0119	01/23/19	II	DUP-4-0119	01/24/19	II
MW-214-0119	01/24/19	II	MW-320-0119 MS/MSD	01/24/19	II
MW-404DR-0119	01/24/19	II	TB-03-0119	01/24/19	II
MW-501S-0119	01/24/19	II	TB-04-0119	01/25/19	II
MW-408S-0119	01/24/19	II			

These samples were collected on January 24 and 25, 2019. Sample DUP-1-0119 is a field duplicate of MW-12-0119 and DUP-4-0119 is a field duplicate of MW-501S-0119. Samples TB-03-0119 and TB-04-0119 are trip blanks and sample MW-320-0119 was submitted for MS/MSD analysis.

VOCs (SW8260B)

The samples in this SDG including the trip blank were submitted to AES for VOC analysis by Method SW8260B. The Level II components were within laboratory QC limits.

PAHs (SW8270D-SIM)

The samples in this SDG were submitted to AES for PAH analysis by Method SW8270D-SIM. The Level II components were within laboratory QC limits except for MS/MSD recoveries and field duplicate precision.

Matrix Spike/Duplicate

MS/MSD analysis was performed on sample MW-320-0119, and the MSD percent recoveries and/or RPD were outside of QC limits for the following constituents of concern (COIs). Benzo(a)anthracene (53.9%),

benzo(g,h,i)perylene (39.2%/RPD 25.4), dibenzo(a,h)anthracene (32.7%/RPD 28.8), indeno(1,2,3-cd)pyrene (37.4%).

Action: The parent sample MW-320-0119 results for benzo(g,h,i)perylene and dibenzo(a,h)anthracene were qualified as estimated and "UJ" due to the MSD percent recovery and RPD being outside QC limits.

Field Duplicate Precision

Two field duplicate pairs (DUP-1-0119/MW-12-0119 and DUP-4-0119/MW-501S-0119) were submitted in this SDG, and the RPDs were within limits with the following exception: the RPD for benzo(a)anthracene was outside of QC limits in the DUP-1-0119/MW-12-0119 duplicate pair.

Action: The benzo(a)anthracene results for the DUP-1-0119/MW-12-0119 duplicate pair was qualified as estimated and were flagged "J".

Metals (SW6020B)

The samples in this SDG were submitted to AES for metals analysis (Sb, As, Ba, Be, Cd, Cr, Cu, Pb, Ni, Se, Tl, V, and Zn) by Method SW6020B. The Level II components were within laboratory QC limits. High turbidity (>10NTUs) was present in sample MW-501S-0119 and duplicate DUP-4-0119 and is discussed below.

Turbidity

Samples with a turbidity greater than 10 NTUs are generally associated with detections of metals greater than the RL. The turbidity of MW-501S-0119 and duplicate DUP-4-0119 were 97.8 NTUs; therefore, the detected metals within these samples were considered to be estimated and have been qualified.

Action: The barium and cadmium results were qualified as estimated due to high turbidity in samples MW-501S-0119 and duplicate DUP-4-0119 and flagged "J".

Mercury (SW7470A)

The samples in this SDG were submitted to AES for mercury analysis by Method SW7470A. The Level II components were within laboratory QC limits.

Cyanide (SW9014)

The samples in this SDG were submitted to AES for cyanide analysis by Method SW9014. The Level II components were within laboratory QC limits.

Overall Site Evaluation and Professional Judgment Flagging Changes

The chemical data included in this SDG was validated in general accordance with the guidelines contained in the project work plan and no DQE flags were modified based on professional judgment.

References

USEPA, 2008/2011. Data Validation Standard Operating Procedures for Contract Laboratory Program Routine Analytical Services. Prepared by the Region 4, United States Environmental Protection Agency, Science and Ecosystem Support Division, August 2008 (organic), September 2011 (inorganic).

Prepared by/Date: JPM 03/04/19
Checked By/Date: DLH 3/6/19

DQE CHECKLISTS

LEVEL II DATA QUALITY VALIDATION RECORD

Project: AGL Augusta
Project No: 6122150235.03.****
Method: VOCs by SW8260B
Laboratory and Lot: AES SDG: 1901N39
Reviewer/Date: J. McIntyre 03/01/19 **Senior Reviewer/Date:** D. Howard 3/5/19

YES	NO	NA		COMMENTS

All samples in this SDG were analyzed for VOCs.

X **Case Narrative and COC Completeness Review**
Cooler temps: 1.3, 1.6, 0.9, 1.5, 1.8 and 0.7°C

X **Holding times met**
Collected: 01/24/19-01/25/19
Anal: 01/29/19, 01/31/19, 02/01/19

X **QC Blanks Review**
p. 57 MB- 273727 = ND
p. 60 MB- 273827 = ND
TB-03-0119= ND
TB-04-0119= ND

X **Laboratory Control Sample (LCS) recovery within limits**
p. 57 LCS- 273727 – All % Rec OK
p. 60 LCS- 273827 – All % Rec OK

X **Surrogate recovery within limits**
All OK

X **Lab Duplicate - Field Duplicate precision goals met (30%).**

	DUP-1-0119 = MW-12-0119		RPD
Benzene	7700	8700	12.1
Ethylbenzene	2000	2000	0
Toluene	390	370	5.2
Xylenes, total	1500	1500	0

DUP-4-0119 = MW-501S-0119
Both ND – OK
Lab dup: MW-21-0119 = OK

X **Matrix Spike recoveries and RPDs within limits (if applicable)**
p. 57-58 MW-320-0119
p. 60-61 MW-408DR-0119
Both OK

X **EDD Data Verification vs. Hardcopy (10% samples for each SDG)**

Dilutions: MW-12-0119 and DUP-1-0119 (Benzene and Ethylbenzene) 50x

LEVEL II DATA QUALITY VALIDATION RECORD

Project: AGL Augusta
Project No: 6122150235.****
Method: PAHs by SW8270D-SIM
Laboratory and Lot: AES SDG: 1901N39
Reviewer/Date: J. McIntyre 03/01/19 **Senior Reviewer/Date:** D. Howard 3/5/19

YES	NO	NA	COMMENTS

Samples were analyzed for PAHs and include: MW-318-0119, MW-315-0119, MW-325-0119, MW-325-0119, MW-508BR-0119, MW-12-0119, MW-311-0119, MW-05-0119, MW-214-0119, DUP-1-0119, MW-404DR-0119, MW-501S-0119, DUP-4-0119, MW-408S-0119, MW-408DR-0119, MW-21-0119, MW-319-0119, MW-22-0119 and MW-313-0119

☒ **Case Narrative and COC Completeness Review**
Cooler temp: 1.3, 1.6, 0.9, 1.5, 1.8 and 0.7°C

☒ **Holding times met**
Collected: 01/24/19, 01/25/19
Anal: 01/29/19, 01/30/19

☒ **QC Blanks Review**
p. 49 MB-273598 = ND

☒ **Laboratory Control Sample (LCS) recovery within limits**
p. 49-50 LCS-273598 - All % Rec OK

☒ **Surrogate recovery within limits**
All OK

☒ **Lab Duplicate - Field Duplicate precision goals met (30%).**

DUP-1-0119 = MW-12-0119

Acenaphthene	150	130	RPD = 14
Acenaphthylene	ND	5.5	RPC = NC
Anthracene	2.3	2.4	RPD = 4.2
Benzo(a)anthracene	0.052	0.075	RPD = **36**
Fluoranthene	0.33	0.36	RPD = 8.7
Fluorene	29	26	RPD = 11
Naphthalene	7900	6600	RPD = 18
Phenanthrene	21	19	RPD = 15
Pyrene	0.34	0.42	RPD = 21

Benzo(a)anthracene flagged "**J**"

DUP-4-0119 = MW-508BR-0119

All ND – OK

PAHs continued

YES	NO	NA	COMMENTS
	X		**Matrix Spike recoveries and RPDs within limits (if applicable)** p. 50-51 MW-320-0119. The MS is within QC limits.

The MSD is outside QC limits for the following COIs (%R / RPD outside limits).

benzo(a)anthracene =53.9%

benzo(g,h,i)perylene = 39.2% / 25.4

dibenz(a,h)anthracene = 32.7% / 28.8

indeno(1,2,3-cd)pyrene = 37.4%

The parent sample MW-320-0119 results for benzo(g,h,i)perylene and dibenz(a,h)anthracene were qualified as estimated and flagged "UJ" due to the MSD%R and RPD being outside QC limits.

X			**EDD Data Verification vs. Hardcopy (10% samples for each SDG)**

Dilutions: MW-318-0119 (Acenaphthene 100x), MW-408DR-0119 (Naphthalene and Acenaphthene 100x), MW-12-0119 and DUP-1-0119 (Naphthalene [1000x] & Acenaphthene, Acenaphthylene, and Phenanthrene [100x])

LEVEL II DATA QUALITY VALIDATION RECORD

Project: AGL Augusta
Project No: 6122150235.03.****
Method: Metals by SW6020B
Laboratory and Lot: AES SDG: 1901N39
Reviewer/Date: J. McIntyre 03/01/19 **Senior Reviewer/Date:** D. Howard 3/5/19

YES	NO	NA	COMMENTS

Samples were analyzed for Sb, As, Ba, Be, Cd, Cr, Cu, Pb, Ni, Se, Tl, V, and Zn and include: MW-318-0119, MW-315-0119, MW-325-0119, MW-325-0119, MW-508BR-0119, MW-12-0119, MW-311-0119, MW-05-0119, MW-214-0119, DUP-1-0119, MW-404DR-0119, MW-501S-0119, DUP-4-0119, MW-408S-0119, MW-408DR-0119, MW-21-0119, MW-319-0119, MW-22-0119 and MW-313-0119
All metals positive results for samples MW-501S-0119 and DUP-4-0119 will be flagged "J" due to high turbidity during sample collection.

☒ **Case Narrative and COC Completeness Review**
Cooler temps: 1.3, 1.6, 0.9, 1.5, 1.8 and 0.7°C

☒ **Holding times met**
Collected: 01/24/19, 01/25/19
Analyzed: 01/30/19

☒ **QC Blanks Review**
p. 52 MB-273618 = All ND

☒ **Laboratory Control Sample (LCS) recovery within limits**
p. 52 LCS-273618 – All % Rec OK

☒ **Lab Duplicate - Field Duplicate precision goals met (20%)**.

	DUP-1-0119	= MW-12-0119	RPD
Barium	0.159	0.155	2.5

	DUP-4-0119	= MW-501S-0119	RPD
Barium	0.0119	0.0122	2.5
Cadmium	0.0079	0.00731	7.7

☒ **Matrix Spike recoveries and RPDs within limits (if applicable)**
p. 53-54 MW-320-0119 All OK

☒ **EDD Data Verification vs. Hardcopy (10% samples for each SDG)**

LEVEL II DATA QUALITY VALIDATION RECORD

Project: AGL Augusta
Project No: 6122150235.03.****
Method: Mercury by SW7470A
Laboratory and Lot: AES SDG: 1901N39
Reviewer/Date: J. McIntyre 03/01/19 **Senior Reviewer/Date:** D. Howard 3/5/19

YES	NO	NA	COMMENTS

Samples were analyzed for mercury and include: MW-318-0119, MW-315-0119, MW-325-0119, MW-325-0119, MW-508BR-0119, MW-12-0119, MW-311-0119, MW-05-0119, MW-214-0119, DUP-1-0119, MW-404DR-0119, MW-501S-0119, DUP-4-0119, MW-408S-0119, MW-408DR-0119, MW-21-0119, MW-319-0119, MW-22-0119 and MW-313-0119

X		**Case Narrative and COC Completeness Review** Cooler temp: 1.3, 1.6, 0.9, 1.5, 1.8 and 0.7°C
X		**Holding times met** Collected: 01/24/19, 01/25/19 Anal: 01/29/19
X		**QC Blanks Review** p. 55 MB- 273679 = ND p. 56 MB- 273717 = ND
X		**Laboratory Control Sample (LCS) recovery within limits** p. 55 LCS- 273679 – Hg = 102% OK p. 56 LCS- 273717 – Hg = 99.6% OK
X		**Lab Duplicate - Field Duplicate precision goals met (20%).** DUP-1-0119 = MW-12-0119 Both ND – OK DUP-4-0119 = MW-501S-0119 Both ND – OK
X		**Matrix Spike recoveries and RPDs within limits (if applicable)** p. 55 MW-320-0119– All OK p. 56 MW-22-0119– All OK
X		**EDD Data Verification vs. Hardcopy (10% samples for each SDG)**

LEVEL II DATA QUALITY VALIDATION RECORD

Project: AGL Augusta
Project No: 6122150235.03.****
Method: Cyanide by SW9014
Laboratory and Lot: AES SDG: 1901N39
Reviewer/Date: J. McIntyre 03/01/19 **Senior Reviewer/Date:** D. Howard 3/5/19

YES	NO	NA		COMMENTS

Samples were analyzed for cyanide and include: MW-318-0119, MW-315-0119, MW-325-0119, MW-325-0119, MW-508BR-0119, MW-12-0119, MW-311-0119, MW-05-0119, MW-214-0119, DUP-1-0119, MW-404DR-0119, MW-501S-0119, DUP-4-0119, MW-408S-0119, MW-408DR-0119, MW-21-0119, MW-319-0119, MW-22-0119 and MW-313-0119

X		**Case Narrative and COC Completeness Review** Cooler temp: 1.3, 1.6, 0.9, 1.5, 1.8 and 0.7°C
X		**Holding times met** Collected: 01/24/19, 01/25/19 Anal: 01/30/19
X		**QC Blanks Review** p. 59 MB-273748 = ND
X		**Laboratory Control Sample (LCS) recovery within limits** p. 59 LCS-273748 – CN = 102% OK
X		**Lab Duplicate - Field Duplicate precision goals met (20%).** DUP-1-0119 = MW-12-0119 Both ND – OK DUP-4-0119 = MW-501S-0119 Both ND – OK
X		**Matrix Spike recoveries and RPDs within limits (if applicable)** p. 59 MW-320-0119 – All OK
X		**EDD Data Verification vs. Hardcopy (10% samples for each SDG)**

APPENDIX E-1

SUMMARY OF HISTORICAL GROUNDWATER SAMPLING DATA – ALLUVIUM, GALLIARD, AND SAPROLITE MONITORING WELLS

Appendix E-1
Summary of Historical Groundwater Sampling Data - Alluvium, Galliard, and Saprolite Monitoring Wells
January 2001 through January 2019
Atlanta Gas Light Company
Former Manufactured Gas Plant Site
Augusta, Georgia

Chemical Name	Location ID	MW-05	MW-05	MW-05	MW-05	MW-05	MW-05	MW-05	MW-05	MW-05	MW-05	MW-05	MW-05	MW-05	MW-05	MW-05	MW-05	MW-05	MW-05	MW-05	MW-05	MW-05	MW-05	MW-05	MW-05	MW-05	MW-05	MW-05	MW-05	MW-05	MW-05
	Sample Date	1/23/2019	7/18/2018	1/23/2018	7/14/2014	1/6/2014	7/8/2013	1/7/2013	7/23/2012	1/16/2012	7/5/2011	1/17/2011	7/13/2010	1/5/2010	1/5/2010 DUP	1/13/2009	7/15/2008	1/9/2008	7/10/2007	2/14/2007	7/11/2006	1/10/2006	7/21/2005	1/18/2005	7/16/2004	1/22/2004	7/19/2003	1/20/2003	7/9/2002	1/17/2002	7/11/2001	7/11/2001 DUP	1/18/2001
	Unit	Post-ISCO																					Pre-ISCO									
Field Parameters																																
Conductivity	mS/cm	0.714	0.687	0.712	0.742	0.646	0.695	0.742	0.048	0.660	0.750	0.370	0.674	0.653	0.653	1.230	0.792	0.816	0.631	0.893	0.830	--	--	--	--	--	--	--	--	--	--	--	--
Dissolved Oxygen (YSI)	mg/L	1.37	0.28	0.22	0.69	2.04	0.08	0.16	0.18	3.14	2.06	5.5	0.31	0.13	0.13	5.82	0.21	0.36	0.22	0.71	0.17	--	--	--	--	--	--	--	--	--	--	--	--
Oxidation Reduction Potential	mV	-27.7	43.4	-91.1	-15.0	-67.0	-18.9	-58.0	-34.8	175.0	-55.7	65.0	-47.2	-36.8	-36.8	-35.8	-45.4	-51.9	-16.4	-67.5	-76.2	--	--	--	--	--	--	--	--	--	--	--	--
pH	SU	6.34	6.92	6.13	6.14	6.32	6.91	6.03	5.92	2.30	5.68	0.586	5.82	6.08	6.08	0.804	5.94	6.11	5.96	5.96	6.11	--	--	--	--	--	--	--	--	--	--	--	--
Temperature	Celsius	20.63	24.44	19.87	24.8	17.72	22.93	22.16	24.77	19.27	25.26	17.65	25.55	19.18	19.18	18.27	24.68	20.8	22.81	17.05	24.95	--	--	--	--	--	--	--	--	--	--	--	--
Turbidity	NTU	3.42	3.9	8.84	2.57	3.34	1.52	4.44	3.13	3.98	7.69	NA	3.09	3.94	3.94	2.4	3.12	1.09	3.88	1.03	3.41	--	--	--	--	--	--	--	--	--	--	--	--
Monitored Natural Attenuation Parameters																																
Carbon Dioxide	µg/L	--	--	--	--	--	--	--	--	--	--	--	--	--	--	--	--	--	--	--	--	--	--	--	--	--	--	--	--	--	--	--	--
Iron	mg/L	--	--	--	--	--	--	--	--	--	--	--	--	--	--	--	--	--	--	--	--	30.8	31	32	38	33	29	33	33	33	37	36	36
Iron, as Ferrous (Fe+2)	mg/L	--	--	--	--	--	--	--	--	--	--	--	--	--	--	--	--	--	--	--	--	--	--	--	--	--	--	--	--	--	--	--	--
Manganese, Total	mg/L	--	--	--	--	--	--	--	--	--	--	--	--	--	--	--	--	--	--	--	--	2.0	1.95	2.0	2.2	2.2	2.0	2.1	2.2	2.3 N	2.2 N	2.2 N	2.1
Manganese, Dissolved	mg/L	--	--	--	--	--	--	--	--	--	--	--	--	--	--	--	--	--	--	--	--	--	--	--	--	--	--	--	--	--	--	--	--
Methane	µg/L	--	--	--	--	--	--	--	--	--	--	--	--	--	--	--	--	--	--	--	--	--	--	--	--	--	--	--	--	--	--	--	--
Nitrate	mg/L	--	--	--	--	--	--	--	--	--	--	--	--	--	--	--	--	--	--	--	--	--	--	--	--	--	--	--	--	--	--	--	--
Nitrogen	mg/L	--	--	--	--	--	--	--	--	--	--	--	--	--	--	--	--	--	--	--	--	--	--	--	--	--	--	--	--	--	--	--	--
Nitrogen, ammonia (as N)	mg/L	--	--	--	--	--	--	--	--	--	--	--	--	--	--	--	--	--	--	--	--	--	--	--	--	--	--	--	--	--	--	--	--
Oxygen	mg/L	--	--	--	--	--	--	--	--	--	--	--	--	--	--	--	--	--	--	--	--	--	--	--	--	--	--	--	--	--	--	--	--
Sulfate	mg/L	--	--	--	--	--	--	--	--	--	--	--	--	--	--	--	--	--	--	--	--	--	--	--	--	--	--	--	--	--	--	--	--
Sulfide	mg/L	--	--	--	--	--	--	--	--	--	--	--	--	--	--	--	--	--	--	--	--	--	--	--	--	--	--	--	--	--	--	--	--
Volatile Organic Compounds																																
Acetone	µg/L	< 50	< 50	< 50	< 50	< 50	< 50	< 100	< 5.0	< 5.0	< 5.0	< 5.0	< 100	< 100	< 100	< 100	< 100	< 50	< 50	< 50	< 50	**58**	< 25	< 25	< 25	< 25	< 25	< 25	< 25	**230**	**29**	**32**	< 25
Benzene	µg/L	< 5.0	< 5.0	< 5.0	< 5.0	< 5.0	< 5.0	< 5.0	< 0.25	< 0.25	< 0.25	< 0.25	< 5.0	< 5.0	< 5.0	< 5.0	< 5.0	< 5.0	< 5.0	< 5	< 5	< 1.0	< 1.0	< 1.0	< 1.0	< 1.0	< 1.0	< 1.0	< 1.0	< 1.0	< 1.0	< 1.0	< 1.0
Carbon Disulfide	µg/L	< 5.0	< 5.0	< 5.0	< 5.0	< 5.0	< 5.0	< 5.0	< 0.6	< 0.6	< 0.6	< 0.6	< 5.0	< 5.0	< 5.0	< 5.0	< 5.0	< 5.0	< 5.0	< 5	< 5	< 1.0	< 1.0	< 1.0	< 1.0	< 1.0	< 1.0	< 1.0	< 1.0	< 1.0	**0.72 J**	< 1.0	< 1.0
Ethylbenzene	µg/L	< 5.0	< 5.0	< 5.0	< 5.0	< 5.0	< 5.0	< 5.0	< 0.11	< 0.11	< 0.11	< 0.11	< 5.0	< 5.0	< 5.0	< 5.0	< 5.0	< 5.0	< 5.0	< 5	< 5	< 1.0	< 1.0	< 1.0	< 1.0	< 1.0	< 1.0	**0.12 J**	< 1.0	< 1.0	< 1.0	< 1.0	< 1.0
Methylene Chloride	µg/L	< 5.0	< 5.0	< 5.0	< 5.0	< 5.0	< 5.0	< 5.0	< 1.0	< 1.0	**3.5 JB**	< 1.0	< 5.0	< 5.0	< 5.0	< 5.0	< 5.0	< 5.0	< 5.0	< 5	< 5	< 1.0	< 5.0	< 5.0	< 5.0	< 5.0	< 5.0	< 5.0	< 5.0	< 5.0	< 5.0	< 5.0	< 5.0
Toluene	µg/L	< 5.0	< 5.0	< 5.0	< 5.0	< 5.0	< 5.0	< 5.0	< 0.33	< 0.33	< 0.33	**0.60 J**	< 5.0	< 5.0	< 5.0	< 5.0	< 5.0	< 5.0	< 5.0	< 5	< 5	< 1.0	< 1.0	< 1.0	< 1.0	< 1.0	< 1.0	< 1.0	< 1.0	< 1.0	< 1.0	< 1.0	< 1.0
Trichloroethylene	µg/L	< 5.0	< 5.0	< 5.0	< 5.0	< 5.0	< 5.0	< 5.0	< 0.13	< 0.13	< 0.13	< 0.13	< 5.0	< 5.0	< 5.0	< 5.0	< 5.0	< 5.0	< 5.0	< 5	< 5	< 1.0	< 1.0	< 1.0	< 1.0	< 1.0	< 1.0	< 1.0	< 1.0	< 1.0	**0.24 J**	< 1.0	< 1.0
Xylenes, total	µg/L	< 5.0	< 5.0	< 5.0	< 5.0	< 5.0	< 5.0	< 5.0	< 0.2	< 0.2	< 0.2	< 0.2	< 5.0	< 5.0	< 5.0	< 5.0	< 5.0	< 5.0	< 5.0	< 5	< 5	< 2.0	< 2.0	< 2.0	< 2.0	< 2.0	< 2.0	< 2.0	< 2.0	< 2.0	< 2.0	< 2.0	< 2.0
Semivolatile Organic Compounds																																
2-Methylnaphthalene	µg/L	--	--	--	--	--	--	--	--	--	--	--	--	--	--	--	--	--	--	--	--	< 0.2	< 0.2	< 0.2	< 0.2	< 0.2	< 10	< 10	< 10	< 10	< 10	< 10	< 10
Acenaphthene	µg/L	< 0.5	< 0.5	< 0.5	< 0.5	< 0.5	< 0.5	< 0.21	< 0.097	< 0.11	< 0.12	< 0.10	< 0.19	< 0.19	< 0.19	< 0.19	< 0.20	< 10	< 10	< 10	< 10	< 0.2	< 0.2	< 0.2	< 0.2	< 0.2	< 10	< 10	< 10	< 10	< 10	< 10	< 10
Acenaphthylene	µg/L	< 1.0	< 1.0	< 1.0	< 1.0	< 1.0	< 1.0	< 0.21	< 0.097	< 0.11	< 0.12	< 0.10	< 0.19	< 0.19	< 0.19	< 0.19	< 0.20	< 10	< 10	< 10	< 10	< 0.2	< 0.2	< 0.2	< 0.2	< 0.2	< 10	< 10	< 10	< 10	< 10	< 10	< 10
Anthracene	µg/L	< 0.05	< 0.05	< 0.05	< 0.05	< 0.05	< 0.05	< 0.21	< 0.097	< 0.11	< 0.12	< 0.10	<0.19	< 0.19	<0.19	**0.027 J**	**0.023 J**	< 10	< 10	< 10	< 10	< 0.2	< 0.2	< 0.2	< 0.2	< 0.2	< 10	< 10	< 10	< 10	< 10	< 10	< 10
Benz(a)anthracene	µg/L	< 0.05	< 0.05	< 0.05	< 0.05	< 0.05	< 0.05	< 0.21	< 0.097	< 0.11	< 0.12	< 0.10	< 0.19	< 0.19	< 0.19	< 0.19	< 0.20	<0.05	<0.05	< 0.05	< 0.05	< 0.2	< 0.2	< 0.2	< 0.2	< 0.2	< 10	< 10	< 10	< 10	< 10	< 10	< 10
Benzo(a)pyrene	µg/L	< 0.05	< 0.05	< 0.05	< 0.05	< 0.05	< 0.05	< 0.21	< 0.097	< 0.11	< 0.12	< 0.10	< 0.19	< 0.19	< 0.19	< 0.19	< 0.20	<0.05	**0.09**	< 0.05	< 0.05	< 0.2	< 0.2	< 0.2	< 0.2	< 0.2	< 10	< 10	< 10	< 10	< 10	< 10	< 10
Benzo(b)fluoranthene	µg/L	< 0.1	< 0.1	< 0.1	< 0.1	< 0.1	< 0.1	< 0.21	< 0.097	< 0.11	< 0.12	< 0.10	< 0.19	< 0.19	< 0.19	< 0.19	< 0.20	<0.1	<0.1	< 0.1	< 0.1	< 0.2	< 0.2	< 0.2	< 0.2	< 0.2	< 10	< 10	< 10	< 10	< 10	< 10	< 10
Benzo(g,h,i)perylene	µg/L	< 0.1	< 0.1	< 0.1	< 0.1	< 0.1	< 0.1	< 0.21	< 0.097	< 0.11	< 0.12	< 0.10	< 0.19	< 0.19	< 0.19	< 0.19	< 0.20	< 10	< 10	< 10	< 10	< 0.2	< 0.2	< 0.2	< 0.2	< 0.2	< 10	< 10	< 10	< 10	< 10	< 10	< 10
Benzo(k)fluoranthene	µg/L	< 0.05	< 0.05	< 0.05	< 0.05	< 0.05	< 0.05	< 0.21	< 0.097	< 0.11	< 0.12	< 0.10	< 0.19	< 0.19	< 0.19	< 0.19	< 0.20	< 10	< 10	< 10	< 10	< 0.2	< 0.2	< 0.2	< 0.2	< 0.2	< 10	< 10	< 10	< 10	< 10	< 10	< 10
Chrysene	µg/L	< 0.05	< 0.05	< 0.05	< 0.05	< 0.05	< 0.05	< 0.21	< 0.043	< 0.047	< 0.055	< 0.047	< 0.19	< 0.19	< 0.19	< 0.19	< 0.20	<0.05	<0.05	< 0.05	< 0.05	< 0.2	< 0.2	< 0.2	< 0.2	< 0.2	< 10	< 10	< 10	< 10	< 10	< 10	< 10
Dibenzo(a,h)anthracene	µg/L	< 0.1	< 0.1	< 0.1	< 0.1	< 0.1	< 0.1	< 0.21	< 0.097	< 0.11	< 0.12	< 0.10	< 0.19	< 0.19	< 0.19	< 0.19	< 0.20	**0.14**	**0.20**	< 0.1	< 0.1	< 0.2	< 0.2	< 0.2	< 0.2	< 0.2	< 10	< 10	< 10	< 10	< 10	< 10	< 10
Dibenzofuran	µg/L	--	--	--	--	--	--	--	--	--	--	--	--	--	--	--	--	--	--	--	--	< 1.0	< 0.2	< 0.2	< 0.2	< 0.2	< 10	< 10	< 10	< 10	< 10	< 10	< 10
Fluoranthene	µg/L	< 0.1	< 0.1	< 0.1	< 0.1	< 0.1	< 0.1	< 0.21	< 0.097	< 0.11	< 0.12	< 0.10	< 0.19	< 0.19	< 0.19	< 0.19	< 0.2	< 10	< 10	< 10	< 10	< 0.2	< 0.2	< 0.2	< 0.2	< 0.2	< 10	< 10	< 10	< 10	< 10	< 10	< 10
Fluorene	µg/L	< 0.1	< 0.1	< 0.1	< 0.1	< 0.1	< 0.1	< 0.21	< 0.097	< 0.11	< 0.12	< 0.10	< 0.19	< 0.19	< 0.19	< 0.19	< 0.2	< 10	< 10	< 10	< 10	< 0.2	< 0.2	< 0.2	< 0.2	< 0.2	< 10	< 10	< 10	< 10	< 10	< 10	< 10
Indeno(1,2,3-cd)pyrene	µg/L	< 0.05	< 0.05	< 0.05	< 0.05	< 0.05	< 0.05	< 0.21	< 0.097	< 0.11	< 0.12	< 0.10	< 0.19	< 0.19	< 0.19	< 0.19	< 0.2	**0.14**	**0.21**	< 0.05	< 0.05	< 0.2	< 0.2	< 0.2	< 0.2	< 0.2	< 10	< 10	< 10	< 10	< 10	< 10	< 10
Naphthalene	µg/L	< 0.5	**0.72**	< 0.5	< 0.5	< 0.5	< 0.5	< 0.21	< 0.097	< 0.11	**0.22 J**	**0.13 J**	<0.19	<0.19	<0.19	**0.038 J**	**0.09 J**	< 10	< 10	< 10	< 10	< 0.2	< 0.2	< 0.2	< 0.2	< 0.2	< 10	< 10	< 10	< 10	< 10	< 10	< 10
Phenanthrene	µg/L	< 0.05	< 0.05	< 0.05	< 0.05	< 0.05	< 0.05	< 0.21	< 0.097	< 0.11	< 0.12	< 0.10	< 0.19	<0.19	<0.19	**0.048 J**	< 0.20	< 10	< 10	< 10	< 10	< 0.2	< 0.2	< 0.2	< 0.2	< 0.2	< 10	< 10	< 10	< 10	< 10	< 10	< 10
Pyrene	µg/L	< 0.05	< 0.05	< 0.05	< 0.05	< 0.05	< 0.05	< 0.21	< 0.097	< 0.11	< 0.12	< 0.10	<0.19	<0.19	<0.19	**0.034 J**	**0.034 J**	< 10	< 10	< 10	< 10	< 0.2	< 0.2	< 0.2	**0.21**	< 0.2	< 10	< 10	< 10	< 10	< 10	< 10	< 10
Inorganic Compounds																																
Aluminum (fume or dust)	mg/L	--	--	--		--	--	--	--	--	--	--	--	--	--	--	--	--	--	--	--	< 0.2	< 0.2	< 0.2	**3.3**	< 0.2	< 0.2	< 0.2	< 0.2	< 0.2	< 0.2	< 0.2	**0.072 B**
Antimony	mg/L	< 0.006	< 0.006	< 0.006	< 0.02	< 0.02	< 0.02	< 0.02	< 0.0053	< 0.0053	**0.0071 J**	< 0.0053	< 0.02	< 0.02	< 0.02	< 0.02	< 0.02	< 0.02	< 0.02	< 0.02	< 0.02	< 0.01	< 0.006	< 0.02	**0.011**	< 0.02	< 0.02	< 0.02	< 0.02	< 0.02	< 0.02	< 0.02	**0.0057 B**
Arsenic	mg/L	< 0.05	< 0.05	< 0.05	< 0.05	< 0.05	< 0.05	< 0.02	< 0.0046	**0.0082 J**	**0.022**	< 0.0046	<0.02	<0.02	<0.02	**0.0069 J**	< 0.01	<0.05	<0.05	< 0.05	< 0.05	< 0.01	< 0.01	< 0.01	**0.017**	< 0.01	< 0.01	**0.0034 B**	< 0.01	**0.0048 B**	< 0.01	**0.0051 B**	< 0.01
Barium	mg/L	**0.386**	**0.374**	**0.337**	**0.349**	**0.366**	**0.368**	**0.33**	**0.39**	**0.36**	**0.38**	**0.36**	**0.34**	**0.36**	**0.36**	**0.37**	**0.37**	**0.343**	**0.363**	**0.366**	**0.337**	**0.366**	**0.403**	**0.38**	**0.41**	**0.39**	**0.4**	**0.39**	**0.39**	**0.41**	**0.39**	**0.4**	**0.4**
Beryllium	mg/L	< 0.004	< 0.004	< 0.004	< 0.01	< 0.01	< 0.01	< 0.004	< 0.0002	< 0.0002	**0.00028 J**	< 0.0002	< 0.004	< 0.004	< 0.004	< 0.004	< 0.004	< 0.01	< 0.01	< 0.01	< 0.01	< 0.005	< 0.004	< 0.004	< 0.004	< 0.004	< 0.004	< 0.004	< 0.004	**0.00083 B**	**0.00059 B**	< 0.004	< 0.004
Cadmium	mg/L	< 0.005	< 0.005	< 0.005	< 0.005	< 0.005	< 0.005	< 0.005	< 0.002	< 0.002	< 0.002	< 0.002	< 0.005	< 0.005	< 0.005	< 0.005	< 0.005	< 0.005	< 0.005	< 0.005	< 0.005	< 0.002	< 0.005	< 0.005	< 0.005	< 0.005	< 0.005	< 0.005	< 0.005	< 0.005	< 0.005	< 0.005	**0.00094 B**
Calcium metal	mg/L	--	--	--	--	--	--	--	--	--	--	--	--	--	--	--	--	--	--	--	--	**53.5**	**53.6**	**57**	**58**	**64**	**56**	**60**	**60**	**63**	**61**	**62**	**61**
Chromium	mg/L	< 0.01	< 0.01	< 0.01	< 0.01	< 0.01	< 0.01	<0.01	< 0.0012	**0.0013 J**	**0.0051 J**	**0.0018 J**	<0.01	<0.01	<0.01	**0.0018 J**	< 0.01	< 0.01	< 0.01	< 0.01	< 0.01	< 0.005	< 0.01	< 0.01	< 0.01	< 0.01	< 0.01	< 0.01	< 0.01 N	< 0.01 N	< 0.01	< 0.01
Cobalt	mg/L	--	--	--	--	--	--	--	--	--	--	--	--	--	--	--	--	--	--	--	--	< 0.007	< 0.01	< 0.01	**0.019**	< 0.01	< 0.01	**0.002 B**	**0.0021 J**	**0.0017 B**	**0.0018 B**	**0.0023 B**	**0.0017 B**
Copper	mg/L	< 0.01	< 0.01	< 0.01	< 0.01	< 0.01	< 0.01	< 0.02	< 0.0019	< 0.0019	**0.004 J**	< 0.0019	< 0.02	< 0.02	< 0.02	< 0.02	< 0.02	< 0.01	< 0.01	< 0.01	< 0.01	< 0.02	< 0.02	< 0.02	< 0.02	< 0.02	< 0.02	**0.0016 B**	< 0.02	< 0.02	< 0.02N	< 0.02N	**0.00096 B**
Cyanide	mg/L	< 0.01	**0.017**	< 0.01	0.02	< 0.01	**0.012**	**0.014**	**0.013**	**0.0098 J**	**0.031**	**0.012**	**0.0080 J**	**0.013**	**0.014**	**0.012**	**0.0079 J**	< 0.01	< 0.01	**0.005**	< 0.01	< 0.01	< 0.01	**0.011**	< 0.01	< 0.01	< 0.015	**0.01**	< 0.01	**0.0098 B**	**0.014**	**0.0095 B**	**0.0059 B**
Lead	mg/L	< 0.01	< 0.01	< 0.01	< 0.01	< 0.01	< 0.01	<0.01	< 0.004	< 0.004	**0.0051 J**	< 0.004	<0.01	<0.01	<0.01	< 0.005	< 0.005	< 0.01	< 0.01	< 0.01	< 0.01	< 0.003	< 0.005	< 0.005	< 0.005	< 0.005	< 0.005	< 0.005	< 0.0018	< 0.005	< 0.005	**0.0018 B**	< 0.005
Magnesium	mg/L	--	--	--	--	--	--	--	--	--	--	--	--	--	--	--	--	--	--	--	--	**21.5**	**21.1**	**23**	**23**	**25**	**25**	**23**	**24**	**24**	**23**	**24**	**22**
Mercury	mg/L	< 0.0002	< 0.0002	< 0.0002	< 0.0002	< 0.0002	< 0.0002	< 0.0002	< 0.000091	< 0.000091	< 0.000091	< 0.000091	< 0.0002	< 0.0002	< 0.0002	< 0.0002	< 0.0002	< 0.0002	< 0.0002	< 0.0002	< 0.0002	< 0.0002	< 0.0002	< 0.0002	< 0.0002	< 0.0002	< 0.0002	**0.00012 B**	< 0.0002	< 0.0002	< 0.0002	< 0.0002	< 0.0002
Nickel	mg/L	< 0.02	< 0.02	< 0.02	< 0.02	< 0.02	< 0.02	< 0.04	< 0.0023	< 0.0023	**0.015 J**	< 0.0023	< 0.04	< 0.04	< 0.04	< 0.04	< 0.04	< 0.02	< 0.02	< 0.02	< 0.02	< 0.04	< 0.04	< 0.04	< 0.04	< 0.04	< 0.04	< 0.04	< 0.04	< 0.04	< 0.04	< 0.04	< 0.04
Potassium	mg/L	--	--	--	--	--	--	--		--	--	--	--	--	--	--	--	--	--	--	--	**10.7**	**9.54**	**11**	**14**	**13**	**11**	**11**	**7.6**	**8.8 N**	**17**	**14**	**8.6**
Selenium	mg/L	< 0.02	< 0.02	< 0.02	< 0.02	< 0.02	< 0.02	< 0.02	< 0.0064	< 0.0064	< 0.0064	< 0.0064	< 0.02	< 0.02	< 0.02	< 0.01	< 0.01	< 0.02	< 0.02	< 0.02	< 0.02	< 0.005	< 0.01	< 0.01	< 0.01	< 0.01	**0.02**	< 0.01	< 0.01	< 0.01	< 0.01	< 0.01	< 0.01
Sodium	mg/L	--	--	--	--	--	--	--	--	--	--	--	--	--	--	--	--	--	--	--	--	**43.9**	**47.4**	**48**	**49**	**24**	**41**	**46**	**39**	**38**	**44**	**43**	**41**
Thallium	mg/L	< 0.002	< 0.002	< 0.002	< 0.02	< 0.02	< 0.02	< 0.001	< 0.00025	< 0.00025	< 0.00025	< 0.00025	< 0.001	< 0.001	< 0.001	< 0.001	< 0.001	< 1.0	< 1.0	< 0.001	< 0.001	< 0.001	< 0.001	**0.035**	< 0.001	< 0.001	< 0.001	< 0.002	< 0.002 WN	< 0.002 J	< 0.002	< 0.002	< 0.002
Vanadium (fume or dust)	mg/L	< 0.01	< 0.01	< 0.01	< 0.01	< 0.01	< 0.01	< 0.01	< 0.0024	< 0.0024	**0.0075 J**	< 0.0024	< 0.01	< 0.01	< 0.01	< 0.01	< 0.01	< 0.01	< 0.01	< 0.01	< 0.01	< 0.007	< 0.01	< 0.01	**0.01**	< 0.01	< 0.01	< 0.01	< 0.01	**0.0025 B**	< 0.01	< 0.01	< 0.01
Zinc	mg/L	< 0.02	< 0.02	< 0.02	< 0.02	< 0.02	**0.0242**	< 0.02	< 0.0087	**0.027**	**0.51**	**0.037**	< 0.02	**0.12**	**0.1**	**0.045**	< 0.02	< 0.02	**0.146**	< 0.02	< 0.02	< 0.02	**0.02**	< 0.02	**0.5**	< 0.02	**0.03**	**0.025**	< 0.02	**0.012 B**	< 0.02	**0.016 B**	**0.024**

Notes:
ISCO - *in-situ* chemical oxidation

Data Qualifier Defintions:
-- - Not analyzed
B (Inorganics) - Estimated analyte concentration
D - Analyte concentration reported from secondary dilution
DB - Analyte concentration reported from secondary dilution; analyte detected in method blank
H - Holding time exceeded for sample
J - Estimated analyte concentration
JB (Organic) - Estimated analyte concentration; analyte detected in method blank
Bold = Exceeds the laboratory detection limit
JM (Organic) - Estimated analyte concentration; spike sample recovery outside control limits
M (Organic) - Spike sample recovery outside control limits
N - Spike sample recovery outside of control limits
R - Sample data results rejected due to deficiencies in the ability to meet quality control standards
< - Analyte not detected at referenced detection limit
UJ - Analyte not detected; low method bias and/or matrix interference
UN - Analyte not detected; spiked sample recovery outside of control limits
UR - Analyte not detected; data rejected
UWN - Analyte not detected; post digestion spike and spike sample recovery outside control limits

Appendix E-1
Summary of Historical Groundwater Sampling Data - Alluvium, Galliard, and Saprolite Monitoring Wells
January 2001 through January 2019
Atlanta Gas Light Company
Former Manufactured Gas Plant Site
Augusta, Georgia

| Chemical Name | Location ID | MW-12 | MW-12 | MW-12

Appendix E-1
Summary of Historical Groundwater Sampling Data - Alluvium, Galliard, and Saprolite Monitoring Wells
January 2001 through January 2019
Atlanta Gas Light Company
Former Manufactured Gas Plant Site
Augusta, Georgia

Chemical Name	Location ID	MW-12	MW-12	MW-12	MW-12	MW-12	MW-12	MW-12	MW-12	MW-12	MW-12	MW-12	MW-12	MW-12	MW-12	MW-17	MW-17
	Sample Date	7/13/2006	2/8/2006	1/16/2006	7/21/2005	1/19/2005	7/16/2004	7/17/2003	1/20/2003	7/9/2002	1/17/2002	1/02 DUP	7/17/2001	1/17/2001	1/01 DUP	10/4/2006	10/06 (RA)
	Unit	Post-ISCO			Pre-ISCO											Post-ISCO	
Field Parameters																	
Conductivity	mS/cm	0.836	--	--	--	--	--	--	--	--	--	--	--	--	--	0.527	--
Dissolved Oxygen (YSI)	mg/L	0.1	--	--	--	--	--	--	--	--	--	--	--	--	--	1.15	--
Oxidation Reduction Potential	mV	-79.6	--	--	--	--	--	--	--	--	--	--	--	--	--	130.1	--
pH	SU	5.19	--	--	--	--	--	--	--	--	--	--	--	--	--	5.94	--
Temperature	Celsius	22.79	--	--	--	--	--	--	--	--	--	--	--	--	--	21.08	--
Turbidity	NTU	0.12	--	--	--	--	--	--	--	--	--	--	--	--	--	3.54	--
Monitored Natural Attenuation Parameters																	
Carbon Dioxide	µg/L	480	--	--	--	--	--	--	--	--	--	--	--	--	--	--	--
Iron	mg/L	47.2	--	66.2	76.5	4.4	4.7	4.4	3.4	4.1	4.3	4.2	3.9	4.5	4.8	--	--
Iron, as Ferrous (Fe+2)	mg/L	49.3	--	--	--	--	--	--	--	--	--	--	--	--	--	--	--
Manganese, Total	mg/L	2.28	--	3.55	6.28	1.8	2.1	1.6	1.6	1.8	1.8 N	1.8 N	1.7	1.7	1.7	--	--
Manganese, Dissolved	mg/L	2.03	--	--	--	--	--	--	--	--	--	--	--	--	--	--	--
Methane	µg/L	1,300	--	--	--	--	--	--	--	--	--	--	--	--	--	--	--
Nitrate	mg/L	0.25 U	--	--	--	--	--	--	--	--	--	--	--	--	--	--	--
Nitrogen	mg/L	7.5	--	--	--	--	--	--	--	--	--	--	--	--	--	--	--
Nitrogen, ammonia (as N)	mg/L	9.99	--	--	--	--	--	--	--	--	--	--	--	--	--	--	--
Oxygen	mg/L	0.5 J	--	--	--	--	--	--	--	--	--	--	--	--	--	--	--
Sulfate	mg/L	250	--	--	--	--	--	--	--	--	--	--	--	--	--	--	--
Sulfide	mg/L	2 U	--	--	--	--	--	--	--	--	--	--	--	--	--	--	--
Volatile Organic Compounds																	
Acetone	µg/L	**2,400**	--	3,300 U	1,200 U	25,000 U	25,000 U	5,000 U	5,000 U	5,000 U	5,000 U	12,000 U	1,200 U	5,000 U	5,000 U	50 U	--
Benzene	µg/L	**9,700**	--	**8,800**	**13,000**	**53,000**	**59,000**	**66,000**	**68,000 D**	**57,000 D**	**53,000 D**	--	**69,000 D**	**66,000 D**	**65,000 D**	5 U	--
Carbon Disulfide	µg/L	**20**	--	330 U	50 U	1,000 U	1,000 U	200 U	200 U	200 U	200 U	500 U	50 U	200,000 U	200,000 U	5 U	--
Ethylbenzene	µg/L	**630**	--	**700**	**1,500**	**4,600**	**4,400**	**5,200**	**4,800**	**4,200**	**5,200**	**5,700**	**6,000**	**6,400**	**6,200**	5 U	--
Methylene Chloride	µg/L	5 U	--	330 U	250 U	5,000 U	5,000 U	1,000 U	1,000 U	1,000 U	1,000 U	2,500 U	250 U	**68 JB**	**130 JB**	5 U	--
Toluene	µg/L	**2,900**	--	**1,900**	**4,000**	**18,000**	**19,000**	**21,000**	**14,000**	**13,000**	**14,000**	**15,000**	**21,000 D**	**18,000**	**17,000**	5 U	--
Trichloroethylene	µg/L	5 U	--	330 U	50 U	1,000 U	1,000 U	200 U	**38 J**	200 U	200 U	500 U	50 U	200 U	200 U	5 U	--
Xylenes, total	µg/L	**770**	--	670 U	**1,500**	**5,200**	**4,400**	**4,600**	**3,700 B**	**3,300**	**4,300**	**4,800**	**5,900**	**5,700**	**5,500**	5 U	--
Semivolatile Organic Compounds																	
2-Methylnaphthalene	µg/L	--	--	**270**	**260**	**470**	**380**	**510 J M**	**550 D**	**540**	**500**	**490**	**710**	**600**	**670**	--	--
Acenaphthene	µg/L	**22**	--	**44**	10 U	10 U	200 U	**88**	**99**	**100**	**92 J**	**90 J**	**110**	**100**	**110**	10 U	--
Acenaphthylene	µg/L	10 U	--	**22**	**26**	10 U	200 U	**89**	**64**	**67 J**	10 U	0.2 U	**110**	**88**	**98**	10 U	--
Anthracene	µg/L	10 U	--	**10**	10 U	10 U	200 U	10 U	**2.0 J**	10 U	10 U	0.2 U	**2.2 J**	50 U	**2.7 J**	10 U	--
Benz(a)anthracene	µg/L	0.05 U	--	10 U	10 U	10 U	200 U	10 U	10 U	10 U	10 U	0.2 U	50 U	50 U	**4.8 J**	**0.17 R**	0.05 UJ
Benzo(a)pyrene	µg/L	0.05 U	--	10 U	10 U	10 U	200 U	10 U	10 U	10 U	10 U	0.2 U	50 U	50 U	50 U	**0.23 R**	0.05 UJ
Benzo(b)fluoranthene	µg/L	0.1 U	--	10 U	10 U	10 U	200 U	10 U	10 U	10 U	10 U	0.2 U	50 U	50 U	50 U	**0.25 R**	0.1 UJ
Benzo(g,h,i)perylene	µg/L	10 U	--	10 U	10 U	10 U	200 U	10 U	10 U	10 U	10 U	0.2 U	50 U	**5.7 J**	**4.8 J**	10 U	--
Benzo(k)fluoranthene	µg/L	10 U	--	10 U	10 U	10 U	200 U	10 U	10 U	10 U	10 U	0.2 U	50 U	50 U	50 U	10 U	--
Chrysene	µg/L	0.05 U	--	10 U	10 U	10 U	200 U	10 U	10 U	10 U	10 U	0.2 U	50 U	**4.3 J**	**4.2 J**	**0.15 R**	0.05 UJ
Dibenzo(a,h)anthracene	µg/L	0.1 U	--	10 U	10 U	10 U	200 U	10 U	10 U	10 U	10 U	0.2 U	50 U	50 U	**5.2 J**	**0.32 R**	0.1 UJ
Dibenzofuran	µg/L	--	--	50 U	10 U	10 U	200 U	10 U	**6.0 J**	**6.2 J**	**5.3 J**	0.2 U	**7.2 J**	**6.5 J**	**7.5 J**	--	--
Fluoranthene	µg/L	10 U	0.0008 U	**16**	10 U	10 U	200 U	10 U	10 U	10 U	10 U	0.2 U	50 U	50 U	50 U	10 U	--
Fluorene	µg/L	**17**	--	**31**	**12**	10 U	200 U	**24**	**23**	**22 J**	10 U	0.2 U	**29 J**	**28 J**	**30 J**	10 U	--
Indeno(1,2,3-cd)pyrene	µg/L	0.05 U	--	10,000 U	10 U	10 U	200 U	10 U	10 U	10 U	10 U	0.2 U	50 U	50 U	50 U	**0.31 R**	0.05 UJ
Naphthalene	µg/L	**2,900**	--	**2,000**	**2,300**	**6,700**	**5,900**	**12,000 J M**	**7,600 D**	**8,900 D**	**8,600 D**	**8,700 D**	**10,000 D**	**10,000 D**	**11,000 D**	10 U	--
Phenanthrene	µg/L	**18**	--	**47**	**12**	10 U	200 U	**17**	**16**	**18 J**	**15 J**	**15 J**	**19 J**	**20 J**	**22 J**	10 U	--
Pyrene	µg/L	10 U	0.0008 U	**14**	10 U	10 U	200 U	10 U	10 U	10 U	10 U	0.2 U	50 U	50 U	50 U	10 U	--
Inorganic Compounds																	
Aluminum (fume or dust)	mg/L	--	--	**1.81**	**1.75**	0.2 U	0.2 U	0.2 U	0.2 U	0.2 U	0.2 U	0.2 U	**0.043 BN**	0.2 U	0.2 U	--	--
Antimony	mg/L	0.02 U	--	0.01 U	0.006 U	0.02 U	0.006 U	0.02 U	0.02 U	0.02 U	0.02 U	**0.0052 B**	0.02 U	**0.0053 B**	**0.0052 B**	0.02 U	--
Arsenic	mg/L	0.05 U	--	0.01 U	0.01 U	0.01 U	0.01 U	0.01 U	0.01 U	0.01 U	**0.0039 B**	0.01 U	**0.0056 B**	0.01 U	0.01 U	0.05 U	--
Barium	mg/L	**0.0631**	--	0.2 U	**0.0699**	**0.69**	**0.7**	**0.64**	**0.63**	**0.65**	**0.67**	**0.66**	**0.64**	**0.64**	**0.62**	**0.0453**	**--**
Beryllium	mg/L	**0.0266**	--	**0.0318**	**0.0278**	0.004 U	0.004 U	0.004 U	0.004 U	0.004 U	**0.00091 B**	**0.00089 B**	0.004 U	**0.0022 B**	**0.0022 B**	0.01 U	--
Cadmium	mg/L	0.005 U	--	0.002 U	0.005 U	0.005 U	0.005 U	0.005 U	0.005 U	0.005 U	0.005 U	0.005 U	0.005 U	0.005 U	0.005 U	0.005 U	--
Calcium metal	mg/L	--	--	**74.7**	**132**	**50**	**57**	**44**	**47**	**50**	**50**	**50**	**47**	**45**	**46**	--	--
Chromium	mg/L	**0.0386**	--	**0.0692**	**0.219**	0.01 U	0.01 U	0.01 UJ	0.01 U	0.01 U	0.01 U	0.01 U	0.01 U	0.01 U	**0.04**	0.01 U	--
Cobalt	mg/L	--	--	**0.579**	**0.537**	0.01 U	0.01 U	0.01 U	0.01 U	0.01 U	0.01 U	0.01 U	0.01 U	0.01 U	0.01 U	--	--
Copper	mg/L	0.01 U	--	0.025 U	0.02 U	0.02 U	0.02 U	0.02 U	**0.0016 B**	0.02 U	0.02 U	0.02 U	0.02 U	0.02 U	0.02 U	0.01 U	--
Cyanide	mg/L	**0.011**	--	0.01 U	0.01 U	**0.049**	**0.055**	0.015 U	**0.038**	**0.051**	**0.05**	**0.039**	**0.06**	**0.023**	**0.024**	0.01 U	--
Lead	mg/L	0.01 U	--	0.003 U	0.005 U	0.005 U	0.005 U	0.005 U	0.005 U	0.005 U	0.005 U	0.005 U	0.005 U	**0.0032 B**	**0.0025 B**	0.01 U	--
Magnesium	mg/L	--	--	**52.1**	**87.5**	**40**	**45**	**40**	**38**	**40**	**41**	**41**	**38**	**37**	**37**	--	--
Mercury	mg/L	0.0002 U	--	0.0002 U	0.0002 U	0.0002 U	0.0002 U	0.0002 UJ	**0.00015 B**	0.0002 U	0.0002 U	0.0002 U	0.0002 U	0.00020 U	0.0002 U	0.0002 U	--
Nickel	mg/L	**0.146**	--	**0.262**	**0.063**	0.04 U	0.04 U	0.04 U	0.04 U	0.04 U	0.04 U	0.04 U	0.04 U	0.04 U	**0.017 B**	0.02 U	--
Potassium	mg/L	--	--	**7.09**	**6.45**	**1.9**	**1.9**	**2**	**1.8**	**1.8**	**2 N**	**2 N**	**1.8**	**2.0**	**2.0**	--	--
Selenium	mg/L	0.02 U	--	0.005 U	0.01 U	0.01 U	0.01 U	0.01 U	0.01 U	0.01 U	**0.0047 B**	0.01 U	0.01 U	0.01 U	0.01 U	0.02 U	--
Sodium	mg/L	--	--	**24.3**	**27.3**	**34**	**37**	**36**	**33**	**32**	**31**	**31**	**32**	**30**	**30**	--	--
Thallium	mg/L	0.001 U	--	0.001 U	0.001 U	0.002 U	0.001 U	0.002 U	0.002 UWN	0.002 UJ	0.002 U	0.002 U	0.002 UN	0.002 U	0.002 U	0.001 U	--
Vanadium (fume or dust)	mg/L	**0.0174**	--	**0.0303**	0.01 U	0.01 U	0.01 U	0.01 U	0.01 U	0.01 U	0.01 U	0.01 U	0.01 U	0.01 U	0.01 U	0.01 U	--
Zinc	mg/L	0.02 U	--	0.02 U	0.02 U	0.02 U	0.02 U	0.02 U	0.02 U	0.02 U	0.02 U	0.02 U	0.02 U	0.02 U	0.02 U	0.02 U	--

Notes:
ISCO - *in-situ* chemical oxidation

Data Qualifier Defintions:
-- - Not analyzed
B (Inorganics) - Estimated analyte concentration
D - Analyte concentration reported from secondary dilution
DB - Analyte concentration reported from secondary dilution; analyte detected in method blank
H - Holding time exceeded for sample
J - Estimated analyte concentration
JB (Organic) - Estimated analyte concentration; analyte detected in method blank
Bold = Exceeds the laboratory detection limit
JM (Organic) - Estimated analyte concentration; spike sample recovery outside control limits
M (Organic) - Spike sample recovery outside control limits
N - Spike sample recovery outside of control limits
R - Sample data results rejected due to deficiencies in the ability to meet quality control standards
< - Analyte not detected at referenced detection limit
U - Analyte not detected at referenced detection limit
UJ - Analyte not detected; low method bias and/or matrix interference
UN - Analyte not detected; spiked sample recovery outside of control limits
UR - Analyte not detected; data rejected
UWN - Analyte not detected; post digestion spike and spike sample recovery outside control limits

Appendix E-1
Summary of Historical Groundwater Sampling Data - Alluvium, Galliard, and Saprolite Monitoring Wells
January 2001 through January 2019
Atlanta Gas Light Company
Former Manufactured Gas Plant Site
Augusta, Georgia

Chemical Name	Location ID	MW-19	MW-19	MW-19	MW-19	MW-19	MW-19	MW-19	MW-19	MW-19	MW-19	MW-19	MW-19	MW-19	MW-19	MW-19	MW-19	MW-19	MW-19	MW-19	MW-19	MW-19	MW-19	MW-19	MW-19	MW-19	MW-19	MW-19	MW-19	MW-19	MW-19	MW-19	MW-19	MW-19	MW-19	MW-19
	Sample Date	1/22/2019	1/22/2019 DUP	7/17/2018	7/17/2018 DUP	1/25/2018	1/25/2018 DUP	7/26/2017	1/25/2017	1/25/2017 DUP	7/27/2016	7/27/2016 DUP	1/21/2016	1/21/2016 DUP	7/30/2015	1/14/2015	7/17/2014	1/9/2014	7/10/13	1/9/2013	7/25/2012	1/19/2012	7/6/2011	1/18/2011	7/13/2010	1/11/2010	7/23/2009	1/13/2009	7/17/2008	1/10/2008	7/12/2007	2/13/2007	7/13/2006	2/8/2006	1/10/2006	7/20/2005	7/12/2004	2/10/2004	7/15/2003	1/17/2003	7/11/2002	1/21/2002	1/21/2002 DUP	7/12/2001	1/17/2001
	Unit	Post-ISCO																															Pre-ISCO									
Field Parameters																																											
Conductivity	mS/cm	0.432	0.432	0.464	0.464	0.472	0.472	0.504	0.495	0.495	0.623	0.623	0.576	0.576	580	0.529	0.626	0.472	0.630	0.520	0.744	0.484	0.602	1.86	0.808	0.775	0.819	2.68	0.785	0.900	1.437	0.868	1.245	--	--	--	--	--	--	--	--	--	--	--
Dissolved Oxygen (YSI)	mg/L	0.97	0.97	0.08	0.08	0.69	0.69	0.52	1.47	1.47	0.96	0.96	0.69	0.69	1.85	0.77	0.98	0.90	0.42	1.39	1.59	0.92	1.99	6.08	3.81	4.54	1.57	6.15	6.85	8.78	3.53	12.21	3.09	--	--	--	--	--	--	--	--	--	--	--
Oxidation Reduction Potential	mV	185.3	185.3	128.4	128.4	-11	-11	26.4	29.3	29.3	109.9	109.9	56.7	56.7	252.8	113.4	83.9	128.2	96.4	134.3	100	127.0	139.9	144.8	-130.1	19.2	70.1	84.7	124.1	226.7	162.3	203	148.2	--	--	--	--	--	--	--	--	--	--	--
pH	SU	6.17	6.17	6.25	6.25	6.38	6.38	6.18	6.56	6.56	6.06	6.06	6.06	6.06	6.19	6.19	6.22	5.84	6.26	6.34	6.18	6.18	6.14	6.12	5.68	0.662	8.68	9.22	5.82	7.65	6	5.85	6.16	6.21	6.25	--	--	--	--	--	--	--	--	--	--	--
Temperature	Celsius	19.29	19.29	24.81	24.81	19.65	19.65	22.87	21.54	21.54	27.62	27.62	18.27	18.27	23	16.00	25.86	17.37	23.71	20.66	29.00	21.48	24.68	18.46	25.71	15.62	24.07	17.55	23.83	20.26	22.75	19.81	21.96	--	--	--	--	--	--	--	--	--	--	--
Turbidity	NTU	4.92	4.92	3.21	3.21	2.19	2.19	12.8	8.32	8.32	8.5	8.5	4.1	4.1	3.07	1.55	0.42	9.12	5.36	9.45	3	8.3	52.4	117	8.5	9.85	8.12	3.46	3.24	3.68	12.3	3.11	29.8	--	--	--	--	--	--	--	--	--	--	--
Monitored Natural Attenuation Parameters																																											
Carbon Dioxide	µg/L	--	--	--	--	--	--	--	--	--	--	--	--	--	--	236	198	272	251	110	120	1,300 B	1,200 * B	1,100	NA	910	880	1,200	1,000	< 1000	< 1000	--	--	--	--	--	--	--	--	--	--	--	--	--
Iron	mg/L	--	--	--	--	--	--	--	--	--	--	--	--	--	--	--	--	--	--	--	--	--	--	--	--	--	--	--	--	--	--	2.14	--	1.9	1.08	0.56	0.16	0.04 U	0.15	0.11	0.74	0.71	0.044 B	0.12
Iron, as Ferrous (Fe+2)	mg/L	--	--	--	--	--	--	--	--	--	--	--	--	--	--	< 0.100	< 0.100	< 0.100	< 0.100	< 0.10 HF	< 0.10 HF	< 0.025 HF	< 0.025 HF	0.17 HF	NA	0.82 HF	3.9 HF	0.80 HF	< 0.10	< 0.10	< 0.10	< 0.1	0.1 U	--	--	--	--	--	--	--	--	--	--	--
Manganese, Total	mg/L	--	--	--	--	--	--	--	--	--	--	--	--	--	--	--	--	--	--	--	--	--	--	--	--	--	--	--	--	--	--	--	0.107	--	0.133	0.0624	0.013	0.01 U	0.58	0.48	0.46	0.38	0.39	0.34	0.48
Manganese, Dissolved	mg/L	--	--	--	--	--	--	--	--	--	--	--	--	--	--	--	--	--	--	--	--	--	--	--	--	--	--	--	--	--	--	--	0.0108	--	--	--	--	--	--	--	--	--	--	--
Methane	µg/L	--	--	--	--	--	--	--	--	--	--	--	--	--	--	< 4	7	7	6	1.1	< 0.58	< 0.29	< 0.29	< 0.19	NA	0.31	< 0.19	0.23	0.12	0.11	7.8	0.21	--	--	--	--	--	--	--	--	--	--	--	--
Nitrate	mg/L	--	--	--	--	--	--	--	--	--	--	--	--	--	--	0.7	0.93	0.47	<0.25	0.46	0.76	1.3	1.7	7.5	NA	7.9	8.7	2	9.7	3.9	2.3	4.3	--	--	--	--	--	--	--	--	--	--	--	--
Nitrogen	mg/L	--	--	--	--	--	--	--	--	--	--	--	--	--	--	--	--	--	--	--	--	--	--	--	--	--	--	--	--	--	--	--	--	--	--	--	--	--	--	--	--	--	--
Nitrogen, ammonia (as N)	mg/L	--	--	--	--	--	--	--	--	--	--	--	--	--	--	--	--	--	--	--	--	--	--	--	--	--	--	--	--	--	--	0.2 U	--	--	--	--	--	--	--	--	--	--	--
Oxygen	mg/L	--	--	--	--	--	--	--	--	--	--	--	--	--	--	--	--	--	--	--	--	--	--	--	--	--	--	--	--	--	--	--	--	--	--	--	--	--	--	--	--	--	--
Sulfate	mg/L	--	--	--	--	--	--	--	--	--	--	--	--	--	--	7.50 H	6.23 H	5.38 H	6.51 H	5.9	5.3	1.6	1.6	1.4	NA	1.4	1.2	1.3	1.6	8.7	12	12	--	--	--	--	--	--	--	--	--	--	--	--
Sulfide	mg/L	--	--	--	--	--	--	--	--	--	--	--	--	--	--	87	120	110	110	100	140	55	88	94	NA	210	120	170	120	190	490	180	--	--	--	--	--	--	--	--	--	--	--	--
Volatile Organic Compounds																																											
Acetone	µg/L	< 50	< 50	< 50	< 50	< 50	< 50	< 50	< 50	< 50	< 50	< 50	< 50	< 50	< 50	< 50	< 50	< 50	< 50	< 100	< 100	< 5.0	< 5.0	< 5.0	< 100	< 100	< 100	**5.2 J**	< 50	< 50	**120**	50 U	--	10 U	25 U	25 U	25 U	25 U	25 U	25 U	**17 J**	**14 J**	25 U	25 U
Benzene	µg/L	< 5.0	< 5.0	< 5.0	< 5.0	< 5.0	< 5.0	< 5.0	< 5.0	< 5.0	< 5.0	< 5.0	< 5.0	< 5.0	< 5.0	< 5.0	< 5.0	< 5.0	< 5.0	< 5.0	< 5.0	< 0.25	< 0.25	< 0.25	< 5.0	< 5.0	< 5.0	< 5.0	< 5.0	< 5.0	< 5.0	**9,900**	5 U	--	1.0 U	1.0 U	1.0 U	1.0 U	1.0 U	1.0 U	1.0 U	1.0 U	1.0 U	**10**
Carbon Disulfide	µg/L	< 5.0	< 5.0	< 5.0	< 5.0	< 5.0	< 5.0	< 5.0	< 5.0	< 5.0	< 5.0	< 5.0	< 5.0	< 5.0	< 5.0	< 5.0	< 5.0	< 5.0	< 5.0	< 5.0	< 5.0	< 0.60	< 0.60	< 0.60	< 5.0	< 5.0	< 5.0	< 5.0	< 5.0	< 5.0	< 5	< 5	5 U	--	1.0 U	1.0 U	1.0 U	1.0 U	**20**	1.0 U	1.0 U	1.0 U	1.0 U	1.0 U
Ethylbenzene	µg/L	< 5.0	< 5.0	< 5.0	< 5.0	< 5.0	< 5.0	< 5.0	< 5.0	< 5.0	< 5.0	< 5.0	< 5.0	< 5.0	< 5.0	< 5.0	< 5.0	< 5.0	< 5.0	< 5.0	< 5.0	< 0.11	< 0.11	< 0.11	< 5.0	< 5.0	< 5.0	< 5.0	< 5.0	< 5.0	< 5	**1,000**	5 U	--	1.0 U	1.0 U	1.0 U	1.0 U	1.0 U	1.0 U	1.0 U	1.0 U	1.0 U	**0.12 J**
Methylene Chloride	µg/L	< 5.0	< 5.0	< 5.0	< 5.0	< 5.0	< 5.0	< 5.0	< 5.0	< 5.0	< 5.0	< 5.0	< 5.0	< 5.0	< 5.0	< 5.0	< 5.0	< 5.0	< 5.0	< 5.0	< 5.0	< 1.0	< 1.0	< 1.0	< 5.0	< 5.0	< 5.0	< 5.0	< 5.0	< 5.0	< 5	< 5	5 U	--	1.0 U	1.0 U	1.0 U	1.0 U	1.0 U	1.0 U	**0.35 J**	5.0 U	**0.26 JB**
Toluene	µg/L	< 5.0	< 5.0	< 5.0	< 5.0	< 5.0	< 5.0	< 5.0	< 5.0	< 5.0	< 5.0	< 5.0	< 5.0	< 5.0	< 5.0	< 5.0	< 5.0	< 5.0	< 5.0	< 5.0	< 5.0	< 0.33	< 0.33	< 0.33	< 5.0	< 5.0	< 5.0	< 5.0	< 5.0	< 5.0	< 5	**2,000**	5 U	--	1.0 U	1.0 U	1.0 U	1.0 U	1.0 U	1.0 U	1.0 U	1.0 U	1.0 U	**0.49 J**
Trichloroethylene	µg/L	< 5.0	< 5.0	< 5.0	< 5.0	< 5.0	< 5.0	< 5.0	< 5.0	< 5.0	< 5.0	< 5.0	< 5.0	< 5.0	< 5.0	< 5.0	< 5.0	< 5.0	< 5.0	< 5.0	< 5.0	**9.4**	**3.0 J**	**1.8 J**	**1.7 J**	< 5.0	< 5.0	**3.1 J**	**7.0**	< 5.0	< 5.0	< 5	5 U	--	1.0 U	**1.1**	1.0 U	1.0 U	1.0 U	1.0 U	1.0 U	1.0 U	1.0 U	1.0 U
Xylenes, total	µg/L	< 5.0	< 5.0	< 5.0	< 5.0	< 5.0	< 5.0	< 5.0	< 5.0	< 5.0	< 5.0	< 5.0	< 5.0	< 5.0	< 5.0	< 5.0	< 5.0	< 5.0	< 5.0	< 5.0	< 5.0	< 0.20	< 0.20	< 0.20	< 5.0	< 5.0	< 5.0	< 5.0	< 5.0	< 5.0	< 5	**1,100**	5 U	--	2.0 U	2.0 U	2.0 U	**2.5**	2.0 U	2.0 U	2.0 U	2.0 U	2.0 U	2.0 U
Semivolatile Organic Compounds																																											
2-Methylnaphthalene	µg/L	--	--	--	--	--	--	--	--	--	--	--	--	--	--	--	--	--	--	--	--	--	--	--	--	--	--	--	--	--	--	--	--	--	0.2 U	0.2 U	0.2 U	0.2 U	10 U	10 U	10 U	10 U	10 U	10 U
Acenaphthene	µg/L	< 0.5	< 0.5	< 0.5	< 0.5	< 0.5	< 0.5	< 0.5	< 0.5	< 0.5	< 0.5	< 0.5	< 0.5	< 0.5	< 0.5	< 0.50	< 0.50	< 0.50	< 0.50	< 0.50	< 0.20	< 0.19	< 0.098	< 0.12	< 0.11	< 0.19	< 0.20	< 0.20	< 0.19	< 0.20	< 10	< 10	**31**	10 U	--	0.2 U	0.2 U	0.2 U	0.2 U	10 U	10 U	10 U	10 U	10 U	10 U
Acenaphthylene	µg/L	< 1.0	< 1.0	< 1.0	< 1.0	< 1.0	< 1.0	< 1.0	< 1.0	< 1.0	< 1.0	< 1.0	< 1.0	< 1.0	< 1.0	< 1.0	< 1.0	< 1.0	< 1.0	< 1.0	< 0.20	< 0.19	< 0.098	**0.21 J**	**0.18 J**	< 0.19	**0.38**	**0.026 J**	< 0.20	< 10	< 10	< 10	**11**	10 U	0.2 U	**0.26**	0.2 U	0.2 U	0.2 U	10 U	10 U	10 U	10 U	10 U	10 U
Anthracene	µg/L	**0.084**	**0.081**	**0.081**	**0.077**	**0.098**	**0.099**	**0.063**	**0.24**	**0.16**	**0.06**	**0.079**	**0.11**	**0.14**	**0.12**	**0.092**	**0.15**	**0.1**	**0.11**	< 0.20	< 0.19	< 0.098	< 0.12	< 0.11	< 0.19	**0.24**	< 0.20	< 0.19	< 0.20	< 10	< 10	< 10	**14**	10 U	0.2 U	**0.29**	0.2 U	0.2 U	0.2 U	10 U	10 U	10 U	10 U	10 U	10 U
Benz(a)anthracene	µg/L	< 0.05	< 0.05	**0.096**	< 0.05	< 0.05	< 0.05	< 0.05	**0.095**	**0.056**	< 0.05	< 0.05	< 0.05	< 0.05	**0.053**	< 0.050	< 0.050	< 0.050	< 0.050	< 0.050	< 0.20	< 0.19	**0.10 J**	**0.28**	**0.28**	< 0.19	**0.33**	< 0.20	< 0.19	< 0.20	**0.070**	**0.11**	< 0.05	**0.17**	0.2 U	**0.29**	0.2 U	0.2 U	0.2 U	10 U	10 U	10 U	10 U	10 U	10 U
Benzo(a)pyrene	µg/L	< 0.05	< 0.05	**0.085**	< 0.05	< 0.05	< 0.05	< 0.05	**0.082**	**0.051**	< 0.05	< 0.05	< 0.05	< 0.05	**0.054**	< 0.050	< 0.050	< 0.050	< 0.050	< 0.050	< 0.20	< 0.19	**0.13 J**	**0.35**	**0.41**	< 0.19 *	**0.46**	< 0.20	< 0.19	< 0.20	**0.19**	**0.13**	< 0.05	**0.19**	0.2 U	**3.3**	0.2 U	0.2 U	0.2 U	10 U	10 U	10 U	10 U	10 U	10 U
Benzo(b)fluoranthene	µg/L	< 0.1	< 0.1	< 0.1	< 0.1	< 0.1	< 0.1	< 0.1	**0.12**	< 0.1	< 0.1	< 0.1	< 0.1	< 0.1	**0.11**	< 0.10	< 0.10	< 0.10	< 0.10	< 0.10	< 0.20	< 0.19	**0.20**	**0.23 J**	**0.19 J**	< 0.19	**0.39**	< 0.20	< 0.19	< 0.20	**0.15**	**0.16**	< 0.1	**0.22**	0.2 U	**3.9**	0.2 U	0.2 U	0.2 U	10 U	10 U	10 U	10 U	10 U	10 U
Benzo(g,h,i)perylene	µg/L	< 0.1	< 0.1	< 0.1	< 0.1	< 0.1	< 0.1	< 0.1	**0.1**	< 0.1	< 0.1	< 0.1	< 0.1	< 0.1	0.1	< 0.10	< 0.10	< 0.10	< 0.10	< 0.10	< 0.20	< 0.19	< 0.098	**0.24 J**	**0.27**	< 0.19	**0.4**	< 0.20	< 0.19	< 0.20	< 10	< 10	< 10	10 U	0.2 U	**3.9**	0.2 U	0.2 U	0.2 U	10 U	10 U	10 U	10 U	10 U	10 U
Benzo(k)fluoranthene	µg/L	< 0.05	< 0.05	**0.084**	< 0.05	< 0.05	< 0.05	**0.056**	< 0.05	< 0.05	< 0.05	< 0.05	< 0.05	< 0.05	< 0.05	< 0.050	< 0.050	< 0.050	< 0.050	< 0.050	< 0.20	< 0.19	< 0.098	**0.25**	**0.26**	< 0.19	**0.35**	< 0.20	< 0.19	< 0.20	< 10	< 10	< 10	10 U	--	0.2 U	0.2 U	0.2 U	0.2 U	10 U	10 U	10 U	10 U	10 U	10 U
Chrysene	µg/L	< 0.05	< 0.05	**0.089**	< 0.05	< 0.05	< 0.05	**0.075**	< 0.05	< 0.05	< 0.05	< 0.05	< 0.05	< 0.05	< 0.05	< 0.050	< 0.050	< 0.050	< 0.050	< 0.050	< 0.20	< 0.19	**0.11 J**	**0.30**	**0.35**	< 0.19	**0.33**	< 0.20	< 0.19	< 0.20	**0.070**	**0.10**	< 0.05	**0.12**	0.2 U	**3.3**	0.2 U	0.2 U	0.2 U	10 U	10 U	10 U	10 U	10 U	10 U
Dibenz(a,h)anthracene	µg/L	< 0.1	< 0.1	< 0.1	< 0.1	< 0.1	< 0.1	< 0.1	< 0.1	< 0.1	< 0.1	< 0.1	< 0.1	< 0.1	< 0.1	< 0.1	< 0.10	< 0.10	< 0.10	< 0.10	< 0.20	< 0.19	< 0.098	< 0.12	< 0.11	< 0.19	< 0.20	< 0.20	< 0.19	< 0.20	**0.18**	< 0.1	< 0.1	0.1 U	--	0.2 U	0.2 U	0.2 U	0.2 U	10 U	10 U	10 U	10 U	10 U	10 U
Dibenzofuran	µg/L	--	--	--	--	--	--	--	--	--	--	--	--	--	--	--	--	--	--	--	--	--	--	--	--	--	--	--	--	--	--	--	--	--	1.0 U	0.2 U	0.2 U	0.2 U	10 U	10 U	10 U	10 U	10 U	10 U
Fluoranthene	µg/L	< 0.1	< 0.1	< 0.1	< 0.1	< 0.1	< 0.1	< 0.1	< 0.1	< 0.1	< 0.1	< 0.1	< 0.1	< 0.1	< 0.1	< 0.10	< 0.10	< 0.10	< 0.10	< 0.10	< 0.20	< 0.19	< 0.098	**0.34**	**0.40**	< 0.19	**0.41**	< 0.20	< 0.19	< 0.20	< 10	< 10	< 10	10 U	0.2 U	**0.41**	0.2 U	0.2 U	0.2 U	10 U	10 U	10 U	10 U	10 U	**0.65 J**
Fluorene	µg/L	< 0.1	< 0.1	< 0.1	< 0.1	< 0.1	< 0.1	< 0.1	< 0.1	< 0.1	< 0.1	< 0.1	< 0.1	< 0.1	< 0.1	< 0.10	< 0.10	< 0.10	< 0.10	< 0.10	< 0.20	< 0.19	< 0.098	< 0.12	< 0.11	< 0.19	< 0.20	< 0.20	< 0.19	< 0.20	< 10	< 10	**16**	10 U	--	0.2 U	0.2 U	0.2 U	0.2 U	10 U	10 U	10 U	10 U	10 U	10 U
Indeno(1,2,3-cd)pyrene	µg/L	< 0.05	< 0.05	**0.099**	< 0.05	< 0.05	< 0.05	**0.069**	< 0.05	< 0.05	< 0.05	< 0.05	< 0.05	< 0.05	**0.07**	< 0.050	< 0.050	< 0.050	< 0.050	< 0.050	< 0.20	< 0.19	< 0.098	**0.20 J**	**0.23**	< 0.19	**0.33**	< 0.20	< 0.19	< 0.20	**0.12**	**0.10**	< 0.05	**0.12**	0.2 U	**0.29**	0.2 U	0.2 U	0.2 U	10 U	10 U	10 U	10 U	10 U	10 U
Naphthalene	µg/L	< 0.5	< 0.5	< 0.5	< 0.5	< 0.5	< 0.5	< 0.5	< 0.5	< 0.5	< 0.5	< 0.5	< 0.5	< 0.5	< 0.5	< 500	< 0.50	< 0.50	< 0.50	< 0.50	< 0.20	**0.49**	**0.20**	< 0.12	**0.42**	< 0.19	**9.4**	**0.54**	**0.026 J**	< 0.20	< 10	< 10	**3,100**	10 U	0.2 U	0.2 U	0.2 U	0.2 U	0.2 U	10 U	10 U	10 U	10 U	10 U	10 U
Phenanthrene	µg/L	< 0.05	< 0.05	< 0.05	< 0.05	< 0.05	< 0.05	< 0.05	**0.051**	< 0.05	< 0.05	< 0.05	< 0.05	< 0.05	**0.056**	< 0.05	< 0.050	< 0.050	< 0.050	< 0.050	< 0.20	< 0.19	< 0.098	**0.13 J**	**0.12 J**	< 0.19	**0.2**	< 0.20	< 0.19	**0.019 J**	< 0.20	< 10	< 10	**18**	10 U	--	0.2 U	0.2 U	0.2 U	0.2 U	10 U	10 U	10 U	10 U	10 U	10 U
Pyrene	µg/L	< 0.05	**0.05**	< 0.05	< 0.05	< 0.05	< 0.05	**0.19**	**0.11**	< 0.05	< 0.05	< 0.05	< 0.05	< 0.05	**0.12**	< 0.050	**0.082**	< 0.050	< 0.050	< 0.050	< 0.20	< 0.19	**0.23**	**0.57**	**0.65**	<0.19	**0.56**	< 0.20	< 0.19	< 0.20	< 10	< 10	< 10	10 U	**0.23**	**0.75**	**0.2**	0.2 U	0.2 U	10 UJ	10 U	10 U	10 U	10 U	**1.2 J**
Inorganic Compounds																																											
Aluminum (fume or dust)	mg/L	--	--	--	--	--	--	--	--	--	--	--	--	--	--	--	--	--	--	--	--	--	--	--	--	--	--	--	--	--	--	--	--	--	**2.52**	**1.29**	0.2 U	0.2 U	0.2 U	0.2 U	**0.07 B**	**0.83**	**0.78**	0.2 U	**0.098 B**
Antimony	mg/L	< 0.006	< 0.006	< 0.006	< 0.006	< 0.006	< 0.006	< 0.006	< 0.006	< 0.006	< 0.006	< 0.006	< 0.006	< 0.006	< 0.02	< 0.0200	< 0.0200	< 0.0200	< 0.0200	< 0.0200	< 0.020	< 0.0053	< 0.0053	< 0.0053	< 0.020	< 0.020	< 0.020	< 0.020	< 0.020	< 0.0200	< 0.02	< 0.02	< 0.02	0.02 U	--	0.01 U	0.006 U	0.006 U	0.02 U	0.02 U	0.02 U	0.02 U	0.02 U	0.02 U	**0.0073 B**
Arsenic	mg/L	< 0.05	< 0.05	< 0.05	< 0.05	< 0.05	< 0.05	< 0.05	< 0.05	< 0.05	< 0.05	< 0.05	< 0.05	< 0.05	< 0.05	< 0.0500	< 0.0500	< 0.0500	< 0.0500	< 0.0500	< 0.020	< 0.020	< 0.0046	**0.0063 J**	< 0.0046	< 0.020	< 0.020	< 0.010	< 0.010	<0.0500	< 0.05	< 0.05	< 0.05	0.05 U	--	0.01 U	0.01 U	0.01 U	0.01 U	0.01 U	0.01 U	0.01 U	0.01 U	0.01 U	0.01 U
Barium	mg/L	**0.095**	**0.0944**	**0.0936**	**0.112**	**0.0855**	**0.0951**	**0.092**	**0.063**	**0.0629**	**0.0808**	**0.0806**	**0.0858**	**0.0886**	**0.0881**	**0.0824**	**0.0907**	**0.0935**	**0.123**	**0.12**	**0.098**	**0.035**	**0.076**	**0.025**	**0.021**	**0.027**	**0.023**	**0.022**	**0.019**	**0.0285**	**0.0330**	**0.149**	**0.0453**	--	0.2 U	**0.0568**	**0.056**	**0.054**	**0.06**	**0.067**	**0.068**	**0.067**	**0.068**	**0.069**	**0.073**
Beryllium	mg/L	< 0.004	< 0.004	< 0.004	< 0.004	< 0.004	< 0.004	< 0.004	< 0.004	< 0.004	< 0.004	< 0.004	< 0.004	< 0.004	< 0.004	< 0.0010	< 0.0010	< 0.0010	< 0.0010	< 0.0040	< 0.0040	< 0.00020	**0.00021 J**	< 0.00020	< 0.0040	< 0.0040	< 0.0040	< 0.0040	< 0.0010	**0.0133**	0.01 U	--	0.005 U	0.004 U	0.004 U	0.004 U	0.004 U	0.004 U	0.004 U	0.004 U	0.004 U	0.004 U	**0.0019 B**
Cadmium	mg/L	< 0.005	< 0.005	< 0.005	< 0.005	< 0.005	< 0.005	< 0.005	< 0.005	< 0.005	< 0.005	< 0.005	< 0.005	< 0.005	< 0.005	< 0.0050	< 0.0050	< 0.0050	**0.0091**	< 0.0050	< 0.0050	< 0.0020	< 0.0020	< 0.0020	< 0.0020	< 0.0050	< 0.0050	< 0.0050	< 0.0050	< 0.005	< 0.005	< 0.005	0.005 U	--	0.002 U	0.005 U	0.005 U	0.005 U	0.005 UJ	0.005 U	0.005 U	0.005 U	0.005 U	0.005 U
Calcium metal	mg/L	--	--	--	--	--	--	--	--	--	--	--	--	--	--	--	--	--	--	--	--	--	--	--	--	--	--	--	--	--	--	--	--	--	**123**	**95.7**	**34**	**33**	**53**	**51**	**42**	**43**	**55**	**52**
Chromium	mg/L	< 0.01	< 0.01	< 0.01	< 0.01	< 0.01	< 0.01	**0.0167**	**0.0114**	**0.0109**	< 0.01	**0.01**	< 0.01	< 0.01	< 0.01	< 0.0100	**0.0127**	**0.0151**	< 0.0100	<0.010	**0.012**	**0.0088 J**	**0.26**	**0.015**	**0.012**	< 0.010	< 0.010	**0.0047 J**	**0.0069 J**	**0.0207**	**0.0257**	**0.0136**	**0.0668**	--	**0.0786**	**0.0277**	**0.098**	0.01 U	0.01 UJ	**0.0061 B**	**0.002 B**	**0.01**	**0.0093 B**	**0.0023 B**	**0.0035 B**
Cobalt	mg/L	--	--	--	--	--	--	--	--	--	--	--	--	--	--	--	--	--	--	--	--	--	--	--	--	--	--	--	--	--	--	--	--	--	0.007 U	0.01 U	0.01 U	0.01 U	0.01 UJ	**0.011**	**0.0066 B**	**0.0038 B**	**0.0038 B**	**0.0047 B**	**0.0045 B**
Copper	mg/L	< 0.01	< 0.01	< 0.01	< 0.01	< 0.01	< 0.01	< 0.01	< 0.01	< 0.01	< 0.01	< 0.01	< 0.01	< 0.01	< 0.01	< 0.0100	< 0.0100	< 0.0100	< 0.0100	< 0.020	< 0.020	**0.0024 J**	**0.063**	**0.0026 J**	0.0021 J	<0.020	**0.021**	**0.0031 J**	**0.0023 J**	< 0.0100	< 0.010	< 0.010	**0.0157**	--	0.025 U	0.02 U	0.02 U	0.02 U	0.02 U	**0.0095 B**	**0.0042 B**	**0.0071 B**	**0.0068 B**	**0.0029 B**	**0.0015 B**
Cyanide	mg/L	< 0.01	< 0.01	**0.019**	**0.02**	**0.016**	**0.016**	< 0.01	< 0.01	< 0.01	< 0.01	< 0.01	< 0.01	< 0.01	< 0.01	0.02	**0.02**	< 0.010	**0.012**	**0.023**	**0.058**	**0.0096 J**	**0.020**	**0.014**	**0.02**	**0.033**	**0.013**	**0.0090 J**	**0.023**	**0.030**	< 0.010	< 0.010	**0.048**	--	**0.071**	**0.062**	**0.02**	**0.033**	**0.018**	**0.026**	**0.034**	**0.016**	**0.005 B**	**0.017**	**0.008 B**
Lead	mg/L	< 0.01	< 0.01	< 0.01	< 0.01	< 0.01	< 0.01	< 0.01	< 0.01	< 0.01	< 0.01	< 0.01	< 0.01	< 0.01	< 0.01	< 0.0100	< 0.0100	< 0.0100	< 0.0100	< 0.010	< 0.010	< 0.0040	**0.028**	< 0.0040	< 0.010 U	< 0.010	< 0.010	**0.0042 J**	< 0.0050	< 0.0100	< 0.010	< 0.010	**0.0244**	--	**0.0241**	**0.0156**	0.005 U	0.005 U	0.005 UJ	0.005 U	0.005 U	**0.0086**	**0.0079**	0.005 U	**0.0037 B**
Mercury	mg/L	< 0.0002	< 0.0002	< 0.0002	< 0.0002	< 0.0002	< 0.0002	< 0.0002	< 0.0002	< 0.0002	< 0.0002	< 0.0002	< 0.0002	< 0.0002	< 0.0002	< 0.00020	< 0.00020	< 0.00020	< 0.00020	< 0.00020	< 0.00020	< 0.0000091	< 0.0000091	< 0.0000091	< 0.00020	< 0.00020	< 0.00020	< 0.00020	< 0.00020	< 0.00020	< 0.0002	< 0.0002	0.0002 U	--	0.0002 U	0.0002 U	0.0002 U	0.0002 U	0.0002

Appendix E-1
Summary of Historical Groundwater Sampling Data - Alluvium, Galliard, and Saprolite Monitoring Wells
January 2001 through January 2019
Atlanta Gas Light Company
Former Manufactured Gas Plant Site
Augusta, Georgia

Chemical Name	Location ID	MW-21	MW-21	MW-21	MW-21	MW-21	MW-21	MW-21	MW-21	MW-21	MW-21	MW-21	MW-21	MW-21	MW-21	MW-21	MW-21	MW-21	MW-21	MW-21	MW-21	MW-21	MW-21	MW-21	MW-21	MW-21	MW-21	MW-21	MW-21	MW-21	MW-21	MW-21	MW-21	MW-21	MW-21	MW-21
	Sample Date	1/25/2019	7/19/2018	1/25/2018	7/27/2017	1/25/2017	7/28/2016	1/20/2016	7/28/2015	1/12/2015	7/15/2014	1/9/2014	7/11/2013	1/9/2013	7/24/2012	1/18/2012	7/5/2011	1/20/2011	7/14/2010	1/7/2010	7/23/2009	1/15/2009	1/15/2009 DUP	7/21/2009	1/9/2008	1/9/2008 DUP	07/21/2008	7/11/2007	2/13/2007	7/12/2006	1/10/2006	7/22/2005	1/18/2005	7/13/2004	1/24/2004	7/20/2003	1/16/2003	7/10/2002	1/21/2002	7/11/2001	1/18/2001
	Unit	Post-ISCO																												Pre-ISCO									
Field Parameters																																							
Conductivity	mS/cm	0.634	0.648	0.629	0.706	0.711	0.685	0.574	720	0.614	0.631	0.702	0.518	0.460	0.457	0.305	0.481	2.64	0.554	0.43	0.533	0.47	0.47	0.474	0.590	0.590	0.474	0.526	0.536	0.462	--	--	--	--	--	--	--	--	--	--
Dissolved Oxygen (YSI)	mg/L	0.55	0.79	0.37	0.14	0.15	0.16	0.29	0.23	0.42	0.74	0.24	0.50	0.33	2.04	4.01	1.97	120.5	4.91	3.41	0.51	212.1	212.1	0.33	0.31	0.31	0.33	0.39	0.30	0.75	--	--	--	--	--	--	--	--	--	--
Oxidation Reduction Potential	mV	156	101.9	83.4	130.2	20.2	109.6	59.2	272.3	63.9	144	187.3	111.7	94.7	90	101.0	63.0	6.53	119.1	45.1	124.4	6.3	6.3	122.5	75.0	75.0	122.5	189.6	-28.2	58	--	--	--	--	--	--	--	--	--	--
pH	SU	6.24	6.38	6.36	6.3	6.15	6.26	6.27	6.27	6.06	6.39	6.36	6.08	6.32	6.23	6.58	6.52	0.511	6.59	7.03	6.3	0.501	0.501	6.26	6.39	6.39	6.26	6.30	6.42	6.32	--	--	--	--	--	--	--	--	--	--
Temperature	Celsius	20.3	25	22.17	25.45	23.1	25.97	21.8	31.9	17.3	25.21	17.32	25.09	23.10	30.0	20.62	29.44	19.87	28.19	18.22	26.58	21.84	21.84	27.94	22.96	22.96	27.94	25.72	22.37	23.78	--	--	--	--	--	--	--	--	--	--
Turbidity	NTU	0.29	1.46	1.75	2.72	0.32	1.02	0.32	1.76	2.97	2.14	0.32	1.04	1.79	1.0	0.69	2.69	0.85	3.12	0.65	3.31	1.34	1.34	2.29	0.32	0.32	2.29	0.57	0.13	0.00	--	--	--	--	--	--	--	--	--	--
Monitored Natural Attenuation Parameters																																							
Carbon Dioxide	mg/L	--	--	--	--	--	--	--	--	--	--	--	--	--	--	--	--	--	--	--	--	--	--	--	--	--	--	--	--	--	--	--	--	--	--	--	--	--	--	--
Iron	mg/L	--	--	--	--	--	--	--	--	--	--	--	--	--	--	--	--	--	--	--	--	--	--	--	--	--	--	--	--	--	0.1 U	0.1 U	0.05 U	0.05 U	0.05 U	0.04 UJ	0.06	0.023 B	0.05 U	0.05 U	0.089	0.046 B
Iron, as Ferrous (Fe+2)	mg/L	--	--	--	--	--	--	--	--	--	--	--	--	--	--	--	--	--	--	--	--	--	--	--	--	--	--	--	--	--	--	--	--	--	--	--	--	--	--	--
Manganese, Total	mg/L	--	--	--	--	--	--	--	--	--	--	--	--	--	--	--	--	--	--	--	--	--	--	--	--	--	--	--	--	--	0.379	0.332	0.35	0.45	0.43	0.34	0.34	0.37	0.38	0.4	0.47 N	0.39
Manganese, Dissolved	mg/L	--	--	--	--	--	--	--	--	--	--	--	--	--	--	--	--	--	--	--	--	--	--	--	--	--	--	--	--	--	--	--	--	--	--	--	--	--	--	--
Methane	µg/L	--	--	--	--	--	--	--	--	--	--	--	--	--	--	--	--	--	--	--	--	--	--	--	--	--	--	--	--	--	--	--	--	--	--	--	--	--	--	--
Nitrate	mg/L	--	--	--	--	--	--	--	--	--	--	--	--	--	--	--	--	--	--	--	--	--	--	--	--	--	--	--	--	--	--	--	--	--	--	--	--	--	--	--
Nitrogen	mg/L	--	--	--	--	--	--	--	--	--	--	--	--	--	--	--	--	--	--	--	--	--	--	--	--	--	--	--	--	--	--	--	--	--	--	--	--	--	--	--
Nitrogen, ammonia (as N)	mg/L	--	--	--	--	--	--	--	--	--	--	--	--	--	--	--	--	--	--	--	--	--	--	--	--	--	--	--	--	--	--	--	--	--	--	--	--	--	--	--
Oxygen	mg/L	--	--	--	--	--	--	--	--	--	--	--	--	--	--	--	--	--	--	--	--	--	--	--	--	--	--	--	--	--	--	--	--	--	--	--	--	--	--	--
Sulfate	mg/L	--	--	--	--	--	--	--	--	--	--	--	--	--	--	--	--	--	--	--	--	--	--	--	--	--	--	--	--	--	--	--	--	--	--	--	--	--	--	--
Sulfide	mg/L	--	--	--	--	--	--	--	--	--	--	--	--	--	--	--	--	--	--	--	--	--	--	--	--	--	--	--	--	--	--	--	--	--	--	--	--	--	--	--
Volatile Organic Compounds																																							
Acetone	µg/L	< 50	< 50	< 50	< 50	< 50	< 50	< 50	< 50	< 50	< 50	< 50	< 50	< 100	< 100	< 5.0	< 5.0	< 5.0	< 100	< 100	< 100	< 100	< 100	< 100	< 50	< 50	< 100	< 50	< 50	50 U	33 U	25 U	25 U	25 U	25 U	25 UR	25 UR	25 U	25 U	25 U	25 U
Benzene	µg/L	< 5.0	< 5.0	0.32 < 5.0	< 5.0	< 5.0	< 5.0	< 5.0	< 5.0	< 5.0	< 5.0	< 5.0	< 5.0	< 5.0	< 5.0	< 0.25	**0.39 J**	**0.49 J**	**0.36 J**	< 5.0	< 5.0	< 5.0	< 5.0	< 5.0	< 5.0	< 5.0	< 5.0	< 5.0	< 5	< 5	5 U	3.3 U	1.0 U	1.0 U	1.0 U	1.0 U	**4.0**	1.0 UR	1.0 U	1.0 U	**0.12 J**	**1.8 J**	**0.17 J**
Carbon Disulfide	µg/L	< 5.0	< 5.0	< 5.0	< 5.0	< 5.0	< 5.0	< 5.0	< 5.0	< 5.0	< 5.0	< 5.0	< 5.0	< 5.0	< 5.0	< 0.60	< 0.60	< 0.60	< 5.0	< 5.0	< 5.0	< 5.0	< 5.0	< 5.0	< 5.0	< 5.0	< 5.0	< 5.0	< 5	< 5	5 U	3.3 U	1.0 U	1.0 U	1.0 U	1.0 U	1.0 UR	1.0 UR	1.0 U	1.0 U	1.0 U	**0.77 J**	1.0 U
Ethylbenzene	µg/L	< 5.0	< 5.0	< 5.0	< 5.0	< 5.0	< 5.0	< 5.0	< 5.0	< 5.0	< 5.0	< 5.0	< 5.0	< 5.0	< 5.0	< 0.11	< 0.11	< 0.11	< 5.0	< 5.0	< 5.0	< 5.0	< 5.0	< 5.0	< 5.0	< 5.0	< 5.0	< 5.0	< 5	< 5	5 U	3.3 U	1.0 U	1.0 U	1.0 U	1.0 U	1.0 UR	1.0 UR	1.0 U	1.0 U	1.0 U	1.0 U	1.0 U
Methylene Chloride	µg/L	< 5.0	< 5.0	< 5.0	< 5.0	< 5.0	< 5.0	< 5.0	< 5.0	< 5.0	< 5.0	< 5.0	< 5.0	< 5.0	< 5.0	< 1.0	< 1.0	< 1.0	< 5.0	< 5.0	< 5.0	< 5.0	< 5.0	< 5.0	< 5.0	< 5.0	< 5.0	< 5.0	< 5	< 5	5 U	3.3 U	5.0 U	5.0 U	5.0 U	5.0 U	5.0 UR	5.0 UR	5.0 U	**0.26 J**	5.0 U	5.0 U	5.0 U
Toluene	µg/L	< 5.0	< 5.0	< 5.0	< 5.0	< 5.0	< 5.0	< 5.0	< 5.0	< 5.0	< 5.0	< 5.0	< 5.0	< 5.0	< 5.0	< 5.0	**0.92 J**	< 5.0	< 5.0	< 5.0	< 5.0	< 5.0	< 5.0	< 5.0	< 5.0	< 5.0	< 5.0	< 5.0	< 5	< 5	5 U	3.3 U	1.0 U	1.0 U	1.0 U	1.0 U	1.0 UR	1.0 UR	1.0 U	1.0 U	1.0 U	1.0 U	1.0 U
Trichloroethylene	µg/L	**24**	**7.4**	**8.3**	**8.0**	**6.8**	**7.0**	**7.4**	**11**	**18**	**18**	**49**	**150**	**130**	**86**	**13**	**110**	**100**	**130**	**160**	**87**	**64**	**70**	**62**	**100**	**96**	**62**	**110**	< 5	**170**	**110**	**180**	**140**	**140**	**120**	**1.0 UR**	**0.14**	**43**	**39**	**36**	**37**	**30**
Xylenes, total	µg/L	< 5.0	< 5.0	< 5.0	< 5.0	< 5.0	< 5.0	< 5.0	< 5.0	< 250	< 5.0	< 5.0	< 5.0	< 5.0	< 5.0	< 0.20	< 0.20	< 0.20	< 5.0	< 5.0	< 5.0	< 5.0	< 5.0	< 5.0	< 5.0	< 5.0	< 5.0	< 5.0	< 5	< 5	5 U	6.7 U	2.0 U	2.0 U	2.0 U	2.0 U	**2.0**	2.0 UR	2.0 U	2.0 U	2.0 U	2.0 U	2.0 U
Semivolatile Organic Compounds																																							
2-Methylnaphthalene	µg/L	--	--	--	--	--	--	--	--	--	--	--	--	--	--	--	--	--	--	--	--	--	--	--	--	--	--	--	--	--	0.2 U	0.2 U	0.2 U	0.2 U	0.2 U	0.2 U	10 U	10 U	10 U	10 U	10 U	10 U	10 U
Acenaphthene	µg/L	< 0.5	< 0.5	< 0.5	< 0.5	< 0.5	< 0.5	< 0.5	< 0.5	< 0.50	< 0.50	< 0.50	< 0.50	< 0.19	< 0.19	< 0.098	< 0.11	< 0.11	< 0.20	< 0.20	< 0.20	< 0.19	< 0.19	< 0.19	< 10	< 10	< 0.19	< 10	< 10	10 U	0.2 U	0.2 U	0.2 U	0.2 U	0.2 U	0.2 U	10 U	10 U	10 U	10 U	10 U	10 U	10 U
Acenaphthylene	µg/L	< 1.0	< 1.0	< 1.0	< 1.0	< 1.0	< 1.0	< 1.0	< 1.0	< 1.0	< 1.0	< 1.0	< 1.0	< 0.19	< 0.19	< 0.098	< 0.11	< 0.11	< 0.20	< 0.20	< 0.20	**0.024 J**	< 0.19	< 0.19	< 10	< 10	< 0.19	< 10	< 10	10 U	0.2 U	0.2 U	0.2 U	0.2 U	0.2 U	0.2 U	10 U	10 U	10 U	10 U	10 U	10 U	10 U
Anthracene	µg/L	< 0.05	< 0.05	< 0.05	< 0.05	**0.078**	< 0.05	**0.08**	< 0.05	< 0.050	< 0.050	< 0.050	< 0.050	< 0.19	< 0.19	< 0.098	< 0.11	< 0.11	< 0.20	< 0.20	< 0.20	< 0.19	< 0.19	< 0.19	< 10	< 10	< 0.19	< 10	< 10	10 U	0.2 U	0.2 U	0.2 U	0.2 U	0.2 U	0.2 U	10 U	10 U	10 U	10 U	10 U	10 U	10 U
Benz(a)anthracene	µg/L	< 0.05	< 0.05	< 0.05	< 0.05	< 0.05	< 0.05	**0.059**	< 0.05	< 0.050	< 0.050	< 0.050	< 0.050	< 0.19	< 0.19	< 0.098	< 0.11	< 0.11	< 0.20	< 0.20	< 0.20	< 0.19	< 0.19	< 0.19	< 0.050	< 0.050	< 0.19	< 0.05	< 0.05	0.05 U	0.2 U	0.2 U	0.2 U	0.2 U	0.2 U	0.2 U	10 U	10 U	10 U	10 U	10 U	10 U	10 U
Benzo(a)pyrene	µg/L	< 0.05	< 0.05	< 0.05	< 0.05	< 0.05	< 0.05	< 0.05	< 0.05	< 0.050	< 0.050	< 0.050	< 0.050	< 0.19	< 0.19	< 0.098	< 0.11	< 0.11	< 0.20	< 0.20	< 0.20	< 0.19	< 0.19	< 0.19	< 0.050	< 0.050	< 0.19	< 0.05	< 0.05	0.05 U	0.2 U	0.2 U	0.2 U	0.2 U	0.2 U	0.2 U	10 U	10 U	10 U	10 U	10 U	10 U	10 U
Benzo(b)fluoranthene	µg/L	< 0.1	< 0.1	< 0.1	< 0.1	< 0.1	< 0.1	< 0.1	< 0.1	< 0.10	< 0.10	< 0.10	< 0.10	< 0.19	< 0.19	< 0.098	< 0.11	< 0.11	< 0.20	< 0.20	< 0.20	< 0.19	< 0.19	< 0.19	< 0.10	< 0.10	< 0.19	< 0.1	< 0.1	0.1 U	0.2 U	0.2 U	0.2 U	0.2 U	0.2 U	0.2 U	10 U	10 U	10 U	10 U	10 U	10 U	10 U
Benzo(g,h,i)perylene	µg/L	< 0.1	< 0.1	< 0.1	< 0.1	< 0.1	< 0.1	< 0.1	< 0.1	< 0.10	< 0.10	< 0.10	< 0.10	< 0.19	< 0.19	< 0.098	< 0.11	< 0.11	< 0.20	< 0.20	< 0.20	< 0.19	< 0.19	< 0.19	< 10	< 10	< 0.19	< 10	< 10	10 U	0.2 U	0.2 U	0.2 U	0.2 U	0.2 U	0.2 U	10 U	10 U	10 U	10 U	10 U	10 U	10 U
Benzo(k)fluoranthene	µg/L	< 0.05	< 0.05	< 0.05	< 0.05	< 0.05	< 0.05	< 0.05	< 0.05	< 0.050	< 0.050	< 0.050	< 0.050	< 0.19	< 0.19	< 0.098	< 0.11	< 0.11	< 0.20	< 0.20	< 0.20	< 0.19	< 0.19	< 0.19	< 10	< 10	< 0.19	< 10	< 10	10 U	0.2 U	0.2 U	0.2 U	0.2 U	0.2 U	0.2 U	10 U	10 U	10 U	10 U	10 U	10 U	10 U
Chrysene	µg/L	< 0.05	< 0.05	< 0.05	< 0.05	< 0.05	< 0.05	< 0.05	< 0.05	< 0.050	< 0.050	< 0.050	< 0.050	< 0.19	< 0.19	< 0.044	< 0.048	< 0.050	< 0.20	< 0.20	< 0.20	< 0.19	< 0.19	< 0.19	< 0.050	< 0.050	< 0.19	< 0.05	< 0.05	0.05 U	0.2 U	0.2 U	0.2 U	0.2 U	0.2 U	0.2 U	10 U	10 U	10 U	10 U	10 U	10 U	10 U
Dibenzo(a,h)anthracene	µg/L	< 0.1	< 0.1	< 0.1	< 0.1	< 0.1	< 0.1	< 0.1	< 0.1	< 0.10	< 0.10	< 0.10	< 0.10	< 0.19	< 0.19	< 0.098	< 0.11	< 0.11	< 0.20	< 0.20	< 0.20	< 0.19	< 0.19	< 0.19	< 0.10	< 0.10	< 0.19	< 0.1	< 0.1	0.1 U	0.2 U	0.2 U	0.2 U	0.2 U	0.2 U	0.2 U	10 U	10 U	10 U	10 U	10 U	10 U	10 U
Dibenzofuran	µg/L	--	--	--	--	--	--	--	--	--	--	--	--	--	--	--	--	--	--	--	--	--	--	--	--	--	--	--	--	--	10 U	0.2 U	0.2 U	0.2 U	0.2 U	0.2 U	10 U	10 U	10 U	10 U	10 U	10 U	10 U
Fluoranthene	µg/L	< 0.1	< 0.1	< 0.1	< 0.1	< 0.1	< 0.1	< 0.1	< 0.1	< 0.10	< 0.10	< 0.10	< 0.10	< 0.19	< 0.19	< 0.098	< 0.11	< 0.11	< 0.20	< 0.20	< 0.20	< 0.19	< 0.19	< 0.19	< 10	< 10	< 0.19	< 10	< 10	10 U	0.2 U	0.2 U	0.2 U	0.2 U	0.2 U	0.2 U	10 U	10 U	10 U	10 U	10 U	10 U	10 U
Fluorene	µg/L	< 0.1	< 0.1	< 0.1	< 0.1	< 0.1	< 0.1	< 0.1	< 0.1	< 0.10	< 0.10	< 0.10	< 0.10	< 0.19	< 0.19	< 0.098	< 0.11	< 0.11	< 0.20	< 0.20	< 0.20	< 0.19	< 0.19	< 0.19	< 10	< 10	< 0.19	< 10	< 10	10 U	0.2 U	0.2 U	0.2 U	0.2 U	0.2 U	0.2 U	10 U	10 U	10 U	10 U	10 U	10 U	10 U
Indeno(1,2,3-cd)pyrene	µg/L	< 0.05	< 0.05	< 0.05	< 0.05	< 0.05	< 0.05	< 0.05	< 0.05	< 0.050	< 0.050	< 0.050	< 0.050	< 0.19	< 0.19	< 0.098	< 0.11	< 0.11	< 0.20	< 0.20	< 0.20	< 0.19	< 0.19	< 0.19	< 0.050	< 0.050	< 0.19	< 0.05	< 0.05	0.05 U	0.2 U	0.2 U	0.2 U	0.2 U	0.2 U	0.2 U	10 U	10 U	10 U	10 U	10 U	10 U	10 U
Naphthalene	µg/L	< 0.5	< 0.5	< 0.5	< 0.5	< 0.5	< 0.5	< 0.5	< 0.5	< 500	< 0.50	< 0.50	**1.4**	<0.19	**0.52**	< 0.098	< 0.11	< 0.11	< 0.20	**1.8**	< 0.20	**0.43 B**	**0.048 J**	**0.075 J**	< 10	< 10	0.075 J	< 10	< 10	10 U	0.2 U	0.2 U	0.2 U	0.2 U	0.2 U	0.2 U	10 U	10 U	10 U	10 U	10 U	10 U	10 U
Phenanthrene	µg/L	< 0.05	< 0.05	< 0.05	< 0.05	< 0.05	< 0.05	< 0.05	< 0.05	< 0.50	< 0.050	< 0.050	< 0.050	< 0.19	< 0.19	< 0.098	< 0.11	< 0.11 *	< 0.20	< 0.20	< 0.20	< 0.19	< 0.19	< 0.19	< 10	< 10	< 0.19	< 10	< 10	10 U	0.2 U	0.2 U	0.2 U	0.2 U	0.2 U	0.2 U	10 U	10 U	10 U	10 U	10 U	10 U	10 U
Pyrene	µg/L	< 0.05	< 0.05	< 0.05	< 0.05	**0.058**	< 0.05	**0.051**	< 0.05	< 0.050	< 0.050	< 0.050	< 0.050	< 0.19	< 0.19	< 0.098	< 0.11	< 0.11	< 0.20	< 0.20	< 0.20	< 0.19	< 0.19	< 0.19	< 10	< 10	< 0.19	< 10	< 10	10 U	0.2 U	0.2 U	0.2 U	0.2 U	0.2 U	0.2 U	10 U	10 U	10 U	10 U	10 U	10 U	10 U
Inorganic Compounds																																							
Aluminum (fume or dust)	mg/L	--	--	--	--	--	--	--	--	--	--	--	--	--	--	--	--	--	--	--	--	--	--	--	--	--	--	--	--	--	0.2 U	0.2 U	0.2 U	0.2 U	0.2 U	0.2 U	0.2 U	0.2 U	0.2 U	0.2 U	0.2 U	**0.058 B**	0.2 U	0.2 U	**0.029 B**
Antimony	mg/L	< 0.006	< 0.006	< 0.006	< 0.006	< 0.006	< 0.006	< 0.006	< 0.02	< 0.0200	< 0.0200	< 0.0200	< 0.0200	< 0.020	< 0.020	< 0.0053	< 0.0053	< 0.0053	< 0.020	< 0.020	< 0.020	< 0.020	< 0.020	< 0.020	< 0.0200	< 0.0200	< 0.020	< 0.02	< 0.02	0.02 U	0.01 U	0.006 U	0.02 U	0.006 U	0.02 U	0.02 U	0.02 U	0.020 U	0.02 U	0.02 U	0.02 U	0.02 U
Arsenic	mg/L	< 0.05	< 0.05	< 0.05	< 0.05	< 0.05	< 0.05	< 0.05	< 0.05	< 0.0500	< 0.0500	< 0.0500	< 0.0500	< 0.020	< 0.020	< 0.0046	< 0.0046	< 0.0046	< 0.020	< 0.020	< 0.020	< 0.010	< 0.010	< 0.010	<0.0500	<0.0500	< 0.010	< 0.05	< 0.05	0.05 U	0.01 U	0.01 U	0.01 U	0.01 U	0.01 U	0.01 U	0.01 U	0.01 U	0.01 U	0.01 U	0.01 U	0.01 U
Barium	mg/L	**0.0867**	**0.0759**	**0.0904**	**0.0944**	**0.0788**	**0.0841**	**0.0944**	**0.0969**	**0.0854**	**0.0847**	**0.084**	**0.0759**	**0.066**	**0.063**	**0.035**	**0.062**	**0.072**	**0.073**	**0.081**	**0.07**	**0.072**	**0.072**	**0.07**	**0.0783**	**0.0756**	**0.07**	**0.0609**	**0.0656**	**0.073**	0.2 U	**0.0589**	**0.069**	**0.07**	**0.072**	**0.06**	**0.05**	**0.065**	**0.066**	**0.066**	**0.063**	**0.061**
Beryllium	mg/L	< 0.004	< 0.004	< 0.004	< 0.004	< 0.004	< 0.004	< 0.004	< 0.01	< 0.0100	< 0.0100	< 0.0100	< 0.0100	< 0.0040	< 0.0040	< 0.00020	< 0.00020	**0.00028 JB**	< 0.0040	< 0.0040	< 0.0040	< 0.0040	< 0.0040	< 0.0040	< 0.0100	< 0.0100	< 0.0040	< 0.010	< 0.010	0.01 U	0.005 U	0.004 U	0.004 U	0.004 U	0.004 U	0.004 U	0.004 U	0.004 U	0.0040 U	**0.00057 B**	0.004 U	0.004 U	0.004 U
Cadmium	mg/L	< 0.005	< 0.005	< 0.005	< 0.005	< 0.005	< 0.005	< 0.005	< 0.005	< 0.0050	< 0.0050	< 0.0050	< 0.0050	< 0.050	< 0.050	< 0.0020	< 0.0020	< 0.0020	< 0.0050	< 0.0050	< 0.0050	< 0.0050	< 0.0050	< 0.0050	< 0.0050	< 0.0050	< 0.0050	< 0.005	< 0.005	0.005 U	0.002 U	0.005 U	0.005 U	0.005 U	0.005 U	0.005 U	0.005 U	0.005 U	0.0050 U	0.005 U	0.005 U	0.005 U
Calcium metal	mg/L	--	--	--	--	--	--	--	--	--	--	--	--	--	--	--	--	--	--	--	--	--	--	--	--	--	--	--	--	--	**29.4**	**31.6**	**33**	**34**	**37**	**30**	**30**	**33**	**32**	**33**	**33**	**33**
Chromium	mg/L	< 0.01	< 0.01	< 0.01	< 0.01	< 0.01	< 0.01	< 0.01	< 0.01	< 0.0100	< 0.0100	< 0.0100	< 0.0100	**0.010**	< 0.010	**0.022**	< 0.0012	< 0.0012	**0.028**	**0.2**	< 0.010	< 0.010	**0.0015 J**	**0.0037 J**	< 0.0100	< 0.0100	0.0037 J	< 0.010	< 0.010	0.01 U	0.005 U	0.01 U	0.01 U	0.01 U	0.01 U	0.01 U	0.01 U	0.010 U	0.01 U	0.01 U	0.01 UN	0.01 U
Cobalt	mg/L	--	--	--	--	--	--	--	--	--	--	--	--	--	--	--	--	--	--	--	--	--	--	--	--	--	--	--	--	--	0.007 U	0.01 U	0.01 U	0.01 U	0.01 U	0.01 U	0.01 U	0.010 U	0.01 U	0.01 U	**0.0021 B**	0.01 U
Copper	mg/L	< 0.01	< 0.01	< 0.01	< 0.01	< 0.01	< 0.01	< 0.01	< 0.01	< 0.0100	< 0.0100	< 0.0100	< 0.0100	< 0.020	< 0.020	< 0.0019	< 0.0019	**0.0028 JB**	**0.0023 J**	< 0.020	< 0.020	< 0.020	**0.0028 J**	< 0.020	< 0.0100	< 0.0100	< 0.020	< 0.010	< 0.010	0.01 U	0.025 U	0.02 U	0.02 U	0.02 U	0.02 U	0.02 U	0.02 U	0.020 U	0.02 U	0.02 U	0.02 UN	0.02 U
Cyanide	mg/L	< 0.01	< 0.01	< 0.01	< 0.01	< 0.01	< 0.01	< 0.01	< 0.01	< 0.010	< 0.010	< 0.010	< 0.010	< 0.010	< 0.010	< 0.010	< 0.0050	**0.0068 J**	< 0.0050	< 0.010	< 0.010	< 0.010	< 0.010	< 0.010	< 0.010	< 0.010	< 0.010	< 0.010	< 0.010	< 0.002	0.01 U	0.01 U	0.01 U	0.01 U	0.01 U	0.01 U	0.015 U	0.015 U	0.010 U	0.01 U	0.01 U	0.01 U	0.01 U
Lead	mg/L	< 0.01	< 0.01	< 0.01	< 0.01	< 0.01	< 0.01	< 0.01	< 0.01	< 0.0100	< 0.0100	< 0.0100	< 0.0100	< 0.010	< 0.010	< 0.0040	< 0.0040	< 0.0040	< 0.010	< 0.010	< 0.010	< 0.0050	< 0.0050	< 0.0050	< 0.0100	< 0.0100	< 0.0050	< 0.010	< 0.010	0.01 U	0.003 U	0.005 U	0.005 U	0.005 U	0.005 U	0.005 U	0.005 U	0.005 U	0.0050 U	**0.0033 B**	0.005 U	**0.002 B**	0.005 U
Magnesium	mg/L	--	--	--	--	--	--	--	--	--	--	--	--	--	--	--	--	--	--	--	--	--	--	--	--	--	--	--	--	--	**20.4**	**21.1**	**22**	**22**	**24**	**19**	**20**	**22**	**22**	**23**	**24**	**24**
Mercury	mg/L	< 0.0002	< 0.0002	< 0.0002	< 0.0002	< 0.0002	< 0.0002	< 0.0002	< 0.0002	< 0.00020	< 0.00020	< 0.00020	< 0.00020	< 0.00020	< 0.00020	< 0.000091	< 0.000091	< 0.000091	< 0.00020	< 0.00020	< 0.00020	< 0.00020	< 0.00020	< 0.00020	< 0.00020	< 0.00020	< 0.00020	< 0.0002	< 0.0002	0.0002 U	0.0002 U	0.0002 U	0.0002 U	0.0002 U	0.0002 U	0.0002 U	0.0002 U	0.0002 U	0.00020 U	0.0002 U	0.0002 U	0.0002 U	0.00020 U
Nickel	mg/L	< 0.02	< 0.02	< 0.02	< 0.02	< 0.02	< 0.02	< 0.02	< 0.02	< 0.0200	< 0.0200	< 0.0200	< 0.0200	< 0.040	< 0.040	< 0.0023	< 0.0023	< 0.0023	< 0.040	< 0.040	< 0.040	< 0.040	< 0.040	**0.0021 J**	< 0.0200	< 0.0200	0.0021 J	< 0.02	< 0.02	0.02 U	0.04 U	0.04 U	0.04 U	0.04 U	0.04 U	0.04 U	0.04 U	0.040 U	0.04 U	0.04 U	0.04 U	0.04 U
Potassium	mg/L	--	--	--	--	--	--	--	--	--	--	--	--	--	--	--	--	--	--	--	--	--	--	--	--	--	--	--	--	--	5 U	1 U	1 U	1 U	1 U	**1**	**0.9**	**0.87 B**	**0.92 B**	**0.9 B**	**0.86 B**	**1.1**
Selenium	mg/L	< 0.02	< 0.02	< 0.02	< 0.02	< 0.02	< 0.02	< 0.02	< 0.02	< 0.0200	< 0.0200	< 0.0200	< 0.0200	< 0.020	< 0.020	< 0.0064	< 0.0064	< 0.0064	< 0.020	< 0.020	< 0.020	< 0.010	< 0.010	< 0.010	< 0.0200	< 0.0200	< 0.010	< 0.02	< 0.02	0.02 U	0.005 U	0.01 U	0.01 U	0.01 U	0.01 U	0.01 U	0.01 U	0.010 U	0.01 U	0.01 U

Appendix E-1
Summary of Historical Groundwater Sampling Data - Alluvium, Galliard, and Saprolite Monitoring Wells
January 2001 through January 2019
Atlanta Gas Light Company
Former Manufactured Gas Plant Site
Augusta, Georgia

Chemical Name	Location ID	MW-22	MW-22	MW-22	MW-22	MW-22	MW-22	MW-22	MW-22	MW-22	MW-22	MW-22	MW-22	MW-22	MW-22	MW-22	MW-22	MW-22	MW-22	MW-22	MW-22	MW-22	MW-22	MW-22	MW-22	MW-22	MW-22	MW-22	MW-22	MW-22	MW-22	MW-22	MW-22	MW-22
	Sample Date	1/25/2019	7/19/2018	1/24/2018	7/26/2017	1/25/2017	7/27/2016	1/20/2016	7/28/2015	1/13/2015	7/14/2014	1/9/2014	7/8/2013	1/8/2013	7/23/2012	1/16/2012	7/5/2011	1/18/2010	7/15/2010	1/5/2010	7/21/2009	7/21/2009 DUP	1/13/2009	7/22/2008	1/8/2008	8/21/2007**	7/11/2007	2/15/2007	7/11/2006	1/15/2006	7/19/2005	7/13/2004	1/21/2004	7/15/2003	1/20/2003	7/11/2002	1/22/2002	7/10/2001	1/18/2001
	Unit	Post-ISCO																												Pre-ISCO								
Field Parameters																																						
Conductivity	mS/cm	0.247	0.224	0.219	0.244	0.213	0.245	0.195	233	0.196	0.174	0.177	0.214	0.237	0.289	0.354	0.307	2.43	0.297	0.254	0.301	0.301	1.06	0.433	0.490	0.38	0.338	0.413	0.378	--	--	--	--	--	--	--	--	--	--
Dissolved Oxygen (YSI)	mg/L	1.02	0.4	1.41	0.41	1.83	0.53	1.43	0.6	2.08	0.64	2.67	0.63	1.69	0.5	1.33	1.10	6.43	0.65	2.4	3.74	3.74	6.1	0.43	1.50	0.24	0.77	3.31	3.58	--	--	--	--	--	--	--	--	--	--
Oxidation Reduction Potential	mV	97.5	262.5	102	133	2.7	92.6	-4.3	293.2	-22.3	17.8	87.0	68.2	84.8	75.3	72.8	124.3	108	147	-13.9	143.5	143.5	120.8	159.4	101.1	56.9	162.9	162	209.3	--	--	--	--	--	--	--	--	--	--
pH	SU	6.57	6.36	6.23	6.27	6.3	6.11	6.66	6.32	6.13	6.69	6.39	6.28	6.42	6.23	6.31	5.69	0.366	6.09	6.5	6.43	6.43	0.377	6.09	6.18	6.15	6.15	6.24	6.21	--	--	--	--	--	--	--	--	--	--
Temperature	Celsius	19.4	23.32	19.9	23.86	19.92	23.15	20.16	25.1	15.5	23	18.71	22.98	14.01	26.6	20.32	23.74	17.99	22.84	16.39	25.77	25.77	18.01	22.91	21.79	24.02	24.07	18.93	23.45	--	--	--	--	--	--	--	--	--	--
Turbidity	NTU	0.3	0.99	2.93	2.53	1.32	0.89	2.04	3.19	0.35	0.87	8.97	5.25	5.32	7.92	1.01	108	8.4	4.05	25.6	7.26	7.26	4.6	5.64	1.99	2.72	6.13	2.60	3.47	--	--	--	--	--	--	--	--	--	--
Monitored Natural Attenuation Parameters																																						
Carbon Dioxide	µg/L	--	--	--	--	--	--	--	--	59.7	69.2	117	117	40	52	780 B	680 B	710	--	610	410 *	690 *	600	750	< 1000	--	< 1000	--	140	--	--	--	--	--	--	--	--	--	--
Iron	mg/L	--	--	--	--	--	--	--	--	--	--	--	--	--	--	--	--	--	--	--	--	--	--	--	--	--	--	--	0.196	0.643	0.25	0.17	0.19	0.1	0.12	0.073	0.2	0.033 B	0.54
Iron, as Ferrous (Fe+2)	mg/L	--	--	--	--	--	--	--	--	< 0.100	< 0.100	<0.100	<0.100	< 0.10 HF	< 0.025 HF	< 0.025 HF	< 0.025 HF	0.082 JHF	--	< 0.10 HF	< 0.10 HF	< 0.10 HF	< 0.10 HF	< 0.10	< 0.10	--	0.33	< 0.1	0.1 U	--	--	--	--	--	--	--	--	--	--
Manganese, Total	mg/L	--	--	--	--	--	--	--	--	--	--	--	--	--	--	--	--	--	--	--	--	--	--	--	--	--	--	--	0.005 U	0.0167	0.01 U	0.04	0.13	0.04 UJ	0.087	0.035	0.15	0.0081 B	0.038
Manganese, Dissolved	mg/L	--	--	--	--	--	--	--	--	--	--	--	--	--	--	--	--	--	--	--	--	--	--	--	--	--	--	--	0.005 U	--	--	--	--	--	--	--	--	--	--
Methane	µg/L	--	--	--	--	--	--	--	--	< 4	180	<4	<4	1.2	0.65	< 0.29	0.50 J	0.33	--	1.1	0.29	0.25	0.29	0.13	2.2	--	13	0.23	2,400	--	--	--	--	--	--	--	--	--	--
Nitrate	mg/L	--	--	--	--	--	--	--	--	0.63	< 0.25	0.85	0.28	0.93	1.1	0.74	0.90	3.8	--	4.3	5.4	5.4	2.7	12	1.9	--	1.6	3.0	2.3	--	--	--	--	--	--	--	--	--	--
Nitrogen	mg/L	--	--	--	--	--	--	--	--	--	--	--	--	--	--	--	--	--	--	--	--	--	--	--	--	--	--	--	15	--	--	--	--	--	--	--	--	--	--
Nitrogen, ammonia (as N)	mg/L	--	--	--	--	--	--	--	--	--	--	--	--	--	--	--	--	--	--	--	--	--	--	--	--	--	--	--	0.2 U	--	--	--	--	--	--	--	--	--	--
Oxygen	mg/L	--	--	--	--	--	--	--	--	8.02 H	8.04 H	6.18 H	7.24 H	6.4	4.8	1.2	1.5	1.3	--	1.5	1.4	1.7	1.1	1.2	3.1	--	5.0	4.6	1.4	--	--	--	--	--	--	--	--	--	--
Sulfate	mg/L	--	--	--	--	--	--	--	--	24	2.6	26	20	31	52	64	54	62	--	47	47	47	64	66	99	--	66	63	60	--	--	--	--	--	--	--	--	--	--	--
Sulfide	mg/L	--	--	--	--	--	--	--	--	--	--	--	--	--	--	--	--	--	--	--	--	--	--	--	--	--	--	--	2 U	--	--	--	--	--	--	--	--	--	--
Volatile Organic Compounds																																						
Acetone	µg/L	< 50	< 50	< 50	< 50	< 50	< 50	< 50	< 50	< 50	< 50	< 50	< 50	< 100	< 5.0	< 5.0	< 5.0	< 5.0	< 100	< 100	< 100	< 100	< 100	< 100	< 50	< 50	--	< 50	50 U	10 U	25 U	25 U	25 U	**44**	25 U	25 U	25 U	25 U	25 U
Benzene	µg/L	< 5.0	< 5.0	< 5.0	< 5.0	< 5.0	< 5.0	< 5.0	< 5.0	< 5.0	< 5.0	< 5.0	< 5.0	< 5.0	< 0.25	< 0.25	< 0.25	< 0.25	< 5.0	< 5.0	< 5.0	< 5.0	< 5.0	< 5.0	< 5.0	< 5.0	--	< 5	5 U	1.0 U	1.0 U	1.0 U	1.0 U	1.0 U	**0.12 J**	1.0 U	1.0 U	1.0 U	1.0 U
Carbon Disulfide	µg/L	< 5.0	< 5.0	< 5.0	< 5.0	< 5.0	< 5.0	< 5.0	< 5.0	< 5.0	< 5.0	< 5.0	< 5.0	< 5.0	< 0.60	< 0.60	< 0.60 *	< 0.60	< 5.0	< 5.0	< 5.0	< 5.0	< 5.0	< 5.0	< 5.0	< 5.0	--	< 5	5 U	1.0 U	1.0 U	1.0 U	1.0 U	1.0 U	1.0 U	1.0 U	**0.36 J**	1.0 U
Ethylbenzene	µg/L	< 5.0	< 5.0	< 5.0	< 5.0	< 5.0	< 5.0	< 5.0	< 5.0	< 5.0	< 5.0	< 5.0	< 5.0	< 5.0	< 0.11	< 0.11	< 0.11	< 0.11	< 5.0	< 5.0	< 5.0	< 5.0	< 5.0	< 5.0	< 5.0	< 5.0	--	< 5	5 U	1.0 U	1.0 U	1.0 U	1.0 U	1.0 U	1.0 U	1.0 U	1.0 U	1.0 U
Methylene Chloride	µg/L	< 5.0	< 5.0	< 5.0	< 5.0	< 5.0	< 5.0	< 5.0	< 5.0	< 5.0	< 5.0	< 5.0	< 5.0	< 5.0	< 1.0	< 1.0	**3.2 J B ***	< 1.0	< 5.0	< 5.0	< 5.0	< 5.0	< 5.0	< 5.0	< 5.0	< 5.0	--	< 5	5 U	1.0 U	5.0 U	5.0 U	5.0 U	5.0 U	**0.51 J**	**0.28 J**	5.0 U	5.0 U	5.0 U
Toluene	µg/L	< 5.0	< 5.0	< 5.0	< 5.0	< 5.0	< 5.0	< 5.0	< 5.0	< 5.0	< 5.0	< 5.0	< 5.0	< 5.0	< 0.33	< 0.33	< 0.33	< 0.33	< 5.0	< 5.0	< 5.0	< 5.0	< 5.0	< 5.0	< 5.0	< 5.0	--	< 5	5 U	1.0 U	1.0 U	1.0 U	1.0 U	1.0 U	1.0 U	1.0 U	1.0 U	1.0 U
Trichloroethylene	µg/L	< 5.0	< 5.0	< 5.0	< 5.0	< 5.0	< 5.0	< 5.0	< 5.0	< 5.0	< 5.0	< 5.0	< 5.0	< 5.0	< 0.13	< 0.13	< 0.13	< 0.13	< 5.0	< 5.0	< 5.0	< 5.0	< 5.0	< 5.0	< 5.0	< 5.0	--	< 5	5 U	1.0 U	1.0 U	1.0 U	1.0 U	1.0 U	1.0 U	1.0 U	1.0 U	1.0 U
Xylenes, total	µg/L	< 5.0	< 5.0	< 5.0	< 5.0	< 5.0	< 5.0	< 5.0	< 5.0	< 5.0	< 5.0	< 5.0	< 5.0	< 5.0	< 0.20	< 0.20	< 0.20	< 0.20	< 5.0	< 5.0	< 5.0	< 5.0	< 5.0	< 5.0	< 5.0	< 5.0	--	< 5	5 U	2.0 U	2.0 U	2.0 U	2.0 U	2.0 U	2.0 U	2.0 U	2.0 U	2.0 U	2.0 U
Semivolatile Organic Compounds																																						
2-Methylnaphthalene	µg/L	--	--	--	--	--	--	--	--	--	--	--	--	--	--	--	--	--	--	--	--	--	--	--	--	--	--	--	--	0.2 U	0.2 U	0.2 U	0.2 U	0.2 U	10 U	10 U	10 U	10 U	10 U
Acenaphthene	µg/L	< 0.5	< 0.5	< 0.5	< 0.5	< 0.5	< 0.5	< 0.5	< 0.5	< 0.50	< 0.50	< 0.50	< 0.50	< 0.22	< 0.097	< 0.095	< 0.11	< 0.098	< 0.19	< 0.19	< 0.19	< 0.19	< 0.19	< 0.19	< 10	--	< 10	< 10	10 U	0.2 U	0.2 U	0.2 U	0.2 U	10 U	10 U	10 U	10 U	10 U	10 U
Acenaphthylene	µg/L	< 1.0	< 1.0	< 1.0	< 1.0	< 1.0	< 1.0	< 1.0	< 1.0	< 1.0	< 1.0	< 1.0	< 1.0	< 0.22	< 0.097	< 0.095	< 0.11	< 0.098	< 0.19	< 0.19	< 0.19	< 0.19	< 0.19	< 0.19	< 10	--	< 10	< 10	10 U	0.2 U	0.2 U	0.2 U	0.2 U	10 U	10 U	10 U	10 U	10 U	10 U
Anthracene	µg/L	< 0.05	< 0.05	< 0.05	< 0.05	< 0.05	< 0.05	< 0.05	< 0.05	< 0.050	< 0.050	< 0.050	< 0.050	< 0.22	< 0.097	< 0.095	< 0.11	< 0.098	< 0.19	< 0.19	< 0.19	< 0.19	< 0.19	< 0.19	< 10	--	< 10	< 10	10 U	0.2 U	0.2 U	0.2 U	0.2 U	10 U	10 U	10 U	10 U	10 U	10 U
Benz(a)anthracene	µg/L	< 0.05	< 0.05	< 0.05	< 0.05	< 0.05	< 0.05	< 0.05	< 0.05	< 0.050	< 0.050	< 0.050	< 0.050	< 0.22	< 0.097	< 0.095	< 0.11	< 0.098	< 0.19	< 0.19	< 0.19	< 0.19	< 0.19	< 0.19	< 0.050	--	< 0.05	< 0.05	0.05 U	0.2 U	0.2 U	0.2 U	0.2 U	10 U	10 U	10 U	10 U	10 U	10 U
Benzo(a)pyrene	µg/L	< 0.05	< 0.05	< 0.05	< 0.05	< 0.05	< 0.05	< 0.05	< 0.05	< 0.050	< 0.050	< 0.050	< 0.050	< 0.22	< 0.097	< 0.095	< 0.11	< 0.098	< 0.19	< 0.19	< 0.19	< 0.19	< 0.19	< 0.19	< 0.050	--	< 0.05	< 0.05	0.05 U	0.2 U	0.2 U	0.2 U	0.2 U	10 U	10 U	10 U	10 U	10 U	10 U
Benzo(b)fluoranthene	µg/L	< 0.1	< 0.1	< 0.1	< 0.1	< 0.1	< 0.1	< 0.1	< 0.1	< 0.10	< 0.10	< 0.10	< 0.10	< 0.22	< 0.097	< 0.095	< 0.11	< 0.098	< 0.19	< 0.19	< 0.19	< 0.19	< 0.19	< 0.19	< 0.10	--	< 0.1	< 0.1	0.1 U	0.2 U	0.2 U	0.2 U	0.2 U	10 U	10 U	10 U	10 U	10 U	10 U
Benzo(g,h,i)perylene	µg/L	< 0.1	< 0.1	< 0.1	< 0.1	< 0.1	< 0.1	< 0.1	< 0.1	< 0.10	< 0.10	< 0.10	< 0.10	< 0.22	< 0.097	< 0.095	< 0.11	< 0.098	< 0.19	< 0.19	< 0.19	< 0.19	< 0.19	< 0.19	< 10	--	< 10	< 10	10 U	0.2 U	0.2 U	0.2 U	0.2 U	10 U	10 U	10 U	10 U	10 U	10 U
Benzo(k)fluoranthene	µg/L	< 0.05	< 0.05	< 0.05	< 0.05	< 0.05	< 0.05	< 0.05	< 0.05	< 0.050	< 0.050	< 0.050	< 0.050	< 0.22	< 0.097	< 0.095	< 0.11	< 0.098	< 0.19	< 0.19	< 0.19	< 0.19	< 0.19	< 0.19	< 10	--	< 10	< 10	10 U	0.2 U	0.2 U	0.2 U	0.2 U	10 U	10 U	10 U	10 U	10 U	10 U
Chrysene	µg/L	< 0.05	< 0.05	< 0.05	< 0.05	< 0.05	< 0.05	< 0.05	< 0.05	< 0.050	< 0.050	< 0.050	< 0.050	< 0.22	< 0.044	< 0.043	< 0.049	< 0.044	< 0.19	< 0.19	< 0.19	< 0.19	< 0.19	< 0.19	< 0.050	--	< 0.05	< 0.05	0.05 U	0.2 U	0.2 U	0.2 U	0.2 U	10 U	10 U	10 U	10 U	10 U	10 U
Dibenzo(a,h)anthracene	µg/L	< 0.1	< 0.1	< 0.1	< 0.1	< 0.1	< 0.1	< 0.1	< 0.1	< 0.10	< 0.10	< 0.10	< 0.10	< 0.22	< 0.097	< 0.095	< 0.11	< 0.098	< 0.19	< 0.19	< 0.19	< 0.19	< 0.19	< 0.19	< 0.10	--	< 0.1	< 0.1	0.1 U	0.2 U	0.2 U	0.2 U	0.2 U	10 U	10 U	10 U	10 U	10 U	10 U
Dibenzofuran	µg/L	--	--	--	--	--	--	--	--	--	--	--	--	--	--	--	--	--	--	--	--	--	--	--	--	--	--	--	--	1.0 U	0.2 U	0.2 U	0.2 U	0.2 U	10 U	10 U	10 U	10 U	10 U
Fluoranthene	µg/L	< 0.1	< 0.1	< 0.1	< 0.1	< 0.1	< 0.1	< 0.1	< 0.1	< 0.10	< 0.10	< 0.10	< 0.10	< 0.22	< 0.097	< 0.095	< 0.11	< 0.098	< 0.19	< 0.19	< 0.19	< 0.19	< 0.19	< 0.19	< 10	--	< 10	< 10	10 U	0.2 U	0.2 U	0.2 U	0.2 U	10 U	10 U	10 U	10 U	10 U	10 U
Fluorene	µg/L	< 0.1	< 0.1	< 0.1	< 0.1	< 0.1	< 0.1	< 0.1	< 0.1	< 0.10	< 0.10	< 0.10	< 0.10	< 0.22	< 0.097	< 0.095	< 0.11	< 0.098	< 0.19	< 0.19	< 0.19	< 0.19	< 0.19	< 0.19	< 10	--	< 10	< 10	10 U	0.2 U	0.2 U	0.2 U	0.2 U	10 U	10 U	10 U	10 U	10 U	10 U
Indeno(1,2,3-cd)pyrene	µg/L	< 0.05	< 0.05	< 0.05	< 0.05	< 0.05	< 0.05	< 0.05	< 0.05	< 0.050	< 0.050	< 0.050	< 0.050	< 0.22	< 0.097	< 0.095	< 0.11	< 0.098	< 0.19	< 0.19	< 0.19	< 0.19	< 0.19	< 0.19	< 0.050	--	< 0.05	< 0.05	0.05 U	0.2 U	0.2 U	0.2 U	0.2 U	10 U	10 U	10 U	10 U	10 U	10 U
Naphthalene	µg/L	< 0.5	< 0.5	< 0.5	< 0.5	< 0.5	< 0.5	< 0.5	< 0.5	**2.8**	< 0.50	**1.6**	< 0.50	< 0.22	< 0.097	< 0.095	< 0.11	**0.5**	< 0.19	< 0.19	< 0.19	< 0.19	0.10 J	< 0.19	< 10	--	< 10	< 10	10 U	0.2 U	0.2 U	0.2 U	0.2 U	10 U	10 U	10 U	10 U	10 U	10 U
Phenanthrene	µg/L	< 0.05	< 0.05	< 0.05	< 0.05	< 0.05	< 0.05	< 0.05	< 0.05	< 0.50	< 0.050	**0.092**	< 0.050	< 0.22	< 0.097	< 0.095	< 0.11	< 0.098	< 0.19	< 0.19	< 0.19	< 0.19	< 0.19	< 0.19	< 10	--	< 10	< 10	10 U	0.2 U	0.2 U	0.2 U	0.2 U	10 U	10 U	10 U	10 U	10 U	10 U
Pyrene	µg/L	< 0.05	< 0.05	< 0.05	< 0.05	< 0.05	< 0.05	< 0.05	< 0.05	< 0.050	< 0.050	< 0.050	< 0.050	< 0.22	< 0.097	< 0.095	< 0.11	< 0.098	< 0.19	< 0.19	< 0.19	< 0.19	< 0.19	< 0.19	< 10	--	< 10	< 10	10 U	0.2 U	0.2 U	0.2 U	0.2 U	10 UJ	10 U	10 U	10 U	10 U	10 U
Inorganic Compounds																																						
Aluminum (fume or dust)	mg/L	--	--	--	--	--	--	--	--	--	--	--	--	--	--	--	--	--	--	--	--	--	--	--	--	--	--	--	--	**0.742**	**0.335**	0.2 U	0.2 U	0.2 U	**0.11 B**	**0.051 B**	**0.22**	0.2 U	**0.32**
Antimony	mg/L	< 0.006	< 0.006	< 0.006	< 0.006	< 0.006	< 0.006	< 0.006	< 0.02	< 0.0200	< 0.0200	< 0.0200	< 0.0200	< 0.020	< 0.0053	< 0.0053	< 0.0053	< 0.0053	< 0.020	< 0.020	< 0.020	< 0.020	< 0.020	< 0.020	< 0.0200	--	< 0.02	< 0.02	0.02 U	0.01 U	0.006 U	0.006 U	0.02 U	0.02 U	0.02 U	0.02 U	0.02 U	0.02 U	0.02 U
Arsenic	mg/L	< 0.05	< 0.05	< 0.05	< 0.05	< 0.05	< 0.05	< 0.05	< 0.05	< 0.0500	< 0.0500	< 0.0500	< 0.0500	< 0.020	< 0.0046	< 0.0046	< 0.0046	< 0.0046	< 0.020	< 0.020	< 0.020	< 0.020	< 0.010	< 0.010	<0.0500	--	< 0.05	< 0.05	0.05 U	0.01 U	0.01 U	0.01 U	0.01 U	0.01 U	0.01 U	0.01 U	0.01 U	0.01 U	0.01 U
Barium	mg/L	**0.0374**	**0.033**	**0.0359**	**0.0337**	**0.0284**	**0.0404**	**0.0347**	**0.0349**	**0.0300**	< 0.0200	**0.0322**	**0.0322**	**0.031**	**0.038**	**0.050**	**0.049**	**0.052**	**0.044**	**0.042**	**0.039**	**0.051**	**0.042**	**0.05**	**0.0712**	--	**0.0767**	**0.0505**	**0.0563**	0.2 U	**0.0656**	**0.065**	**0.065**	**0.05**	**0.056**	**0.058**	**0.061**	**0.053**	**0.056**
Beryllium	mg/L	< 0.004	< 0.004	< 0.004	< 0.004	< 0.004	< 0.004	< 0.004	< 0.01	< 0.0100	< 0.0100	< 0.0100	< 0.0100	< 0.0040	< 0.00020	< 0.00020	< 0.00020	< 0.00020	< 0.0040	< 0.0040	< 0.0040	< 0.0040	< 0.0040	< 0.0040	< 0.0100	--	< 0.010	< 0.010	0.01 U	0.005 U	0.004 U	0.004 U	0.004 U	0.004 U	0.004 U	0.004 U	0.004 U	0.004 U	0.004 U
Cadmium	mg/L	< 0.005	< 0.005	< 0.005	< 0.005	< 0.005	< 0.005	< 0.005	< 0.005	< 0.0050	**0.0156**	< 0.0050	< 0.0050	< 0.0050	< 0.0020	< 0.0020	< 0.0020	< 0.0020	< 0.0050	< 0.0050	< 0.0050	< 0.0050	< 0.0050	< 0.0050	< 0.0050	--	< 0.005	< 0.005	0.005 U	0.002 U	0.005 U	0.005 U	0.005 U	0.005 UJ	0.005 U	0.005 U	0.005 U	0.005 U	0.005 U
Calcium metal	mg/L	--	--	--	--	--	--	--	--	--	--	--	--	--	--	--	--	--	--	--	--	--	--	--	--	--	--	--	--	**22**	**26.8**	**27**	**27**	**21**	**22**	**22**	**23**	**23**	**22**
Chromium	mg/L	< 0.01	< 0.01	< 0.01	< 0.01	< 0.01	< 0.01	< 0.01	< 0.01	< 0.0100	< 0.0100	< 0.0100	< 0.0100	< 0.010	< 0.0012	< 0.0012	**0.0028 J**	**0.0027 J**	< 0.010	< 0.010	< 0.010	< 0.010	< 0.010	< 0.010	< 0.0100	--	< 0.010	< 0.010	0.01 U	0.005 U	0.01 U	0.01 U	0.01 U	0.01 UJ	0.01 U	0.01 U	0.01 U	0.01 U	**0.0054 B**
Cobalt	mg/L	--	--	--	--	--	--	--	--	--	--	--	--	--	--	--	--	--	--	--	--	--	--	--	--	--	--	--	--	0.007 U	0.01 U	0.01 U	0.01 U	0.01 UJ	0.01 U	0.01 U	0.01 U	0.01 U	0.01 U
Copper	mg/L	< 0.01	< 0.01	< 0.01	< 0.01	< 0.01	< 0.01	< 0.01	< 0.01	< 0.0100	< 0.0100	< 0.0100	< 0.0100	< 0.020	< 0.0019	< 0.0019	< 0.0019	< 0.0019	< 0.020	< 0.020	< 0.020	< 0.020	< 0.020	< 0.020	< 0.0100	--	< 0.010	< 0.010	0.01 U	0.025 U	0.02 U	0.02 U	0.02 U	0.02 U	**0.0017 B**	**0.0014 B**	**0.00093 B**	0.02 U	**0.0013 B**
Cyanide	mg/L	< 0.01	< 0.01	< 0.01	< 0.01	< 0.01	< 0.01	< 0.01	< 0.01	< 0.010	< 0.010	< 0.010	< 0.010	< 0.010	< 0.0050	< 0.0050	**0.015**	< 0.0050	< 0.010	< 0.010	< 0.010	< 0.010	< 0.010	< 0.010	< 0.010	--	< 0.010	< 0.010	0.01 U	0.01 U	0.01 U	0.01 U	0.01 U	0.015 U	0.01 U	0.01 U	0.01 U	0.01 U	0.01 U
Lead	mg/L	< 0.01	< 0.01	< 0.01	< 0.01	< 0.01	< 0.01	< 0.01	< 0.01	< 0.0100	< 0.0100	< 0.0100	< 0.0100	< 0.010	< 0.0040	< 0.0040	< 0.0040	< 0.0040	< 0.010	< 0.010	< 0.010	< 0.010	< 0.0050	< 0.0050	< 0.0100	--	< 0.010	< 0.010	0.01 U	0.003 U	0.005 U	0.005 U	0.005 U	0.005 UJ	**0.0025 B**	0.005 U	0.005 U	0.005 U	0.005 U
Magnesium	mg/L	--	--	--	--	--	--	--	--	--	--	--	--	--	--	--	--	--	--	--	--	--	--	--	--	--	--	--	--	**25.7**	**32.4**	**32**	**33**	**27**	**28**	**30**	**30**	**30**	**29**
Mercury	mg/L	< 0.0002	< 0.0002	< 0.0002	< 0.0002	< 0.0002	< 0.0002	< 0.0002	< 0.0002	< 0.00020	< 0.00020	< 0.00020	< 0.00020	< 0.00020	< 0.000091	< 0.000091	< 0.000091	< 0.000091	< 0.00020	< 0.00020	< 0.00020	< 0.00020	< 0.00020	< 0.00020	< 0.00020	--	< 0.0002	< 0.0002	0.0002 U	0.0002 U	0.0002 U	0.0002 U	0.0002 U	0.0002 U	**0.00013 B**	0.0002 U	0.0002 U	0.00020 U	0.00020 U
Nickel	mg/L	< 0.02	< 0.02	< 0.02	< 0.02	< 0.02	< 0.02	< 0.02	< 0.02	< 0.0200	< 0.0200	< 0.0200	< 0.0200	< 0.040	**0.0023 J**	< 0.0023	< 0.0023	< 0.0023	< 0.040	< 0.040	< 0.040	< 0.040	< 0.040	< 0.040	< 0.0200	--	< 0.02	< 0.02	0.02 U	0.04 U	0.04 U	0.04 U	0.04 U	0.04 UJ	0.04 U	0.04 U	0.04 U	0.04 U	0.04 U
Potassium	mg/L	--	--	--	--	--	--	--	--	--	--	--	--	--	--	--	--	--	--	--	--	--	--	--	--	--	--	--	--	5 U	1 U	1 U	1 U	1 U	**0.5**	**0.24 B**	**0.24 B**	**0.28 B**	**0.27 B**	**0.29 B**
Selenium	mg/L	< 0.02	< 0.02	< 0.02	< 0.02	< 0.02	< 0.02	< 0.02	< 0.02	< 0.0200	< 0.0200	< 0.0200	< 0.0200	< 0.020	< 0.0064	< 0.0064	< 0.0064	< 0.0064	< 0.020	< 0.020	< 0.020	< 0.020	< 0.010	< 0.010	< 0.0200	--	< 0.02	< 0.02	0.02 U	0.005 U	0.01 U	0.01 U	0.01 U	0.01 U	**0.0063 B**	0.01 U	0.01 U	**0.0063 B**	0.01 U
Sodium	mg/L	--	--	--	--	--	--	--	--	--	--	--	--	--	--	--	--	--	--	--	--	--	--	--	--	--	--	--	--	**31**	**45.5**	**41**	**40**	**47**	**40**	**42**	**39**	**41**	**43**
Thallium	mg/L	< 0.002	< 0.002	< 0.002	< 0.002	< 0.002	< 0.002	< 0.002	< 0.02	< 0.0200	< 0.0200	< 0.0200	< 0.0200	< 0.0010	< 0.00025	< 0.00025	**0.00026 J**	**0.00028 J**	< 0.0010	< 0.0010	< 0.0010	< 0.0010	< 0.0010	< 0.0010	< 1.00	--	< 1.00	< 1	0.001 U	0.001 U	0.001 U	0.001 U	0.001 U	0.002 U	0.002 UWN	0.002 UWN	0.002 U	.002 U	0.002 U
Vanadium (fume or dust)	mg/L	< 0.01	< 0.01	< 0.01	< 0.01	< 0.01	< 0.01	< 0.01	< 0.01	< 0.0100	< 0.0100	< 0.0100	< 0.0100	< 0.010	< 0.0024	< 0.0024	**0.0046 J**	**0.0038 J**	< 0.010	< 0.010	< 0.010	< 0.010	< 0.010	< 0.010	< 0.0100	--	**0.0140**	< 0.010	0.01 U	0.007 U	0.01 U	0.01 U	0.01 U	0.01 UJ	0.01 U	0.01 U	0.01 U	0.01 U	0.01 U
Zinc	mg/L	< 0.02	< 0.02	< 0.02	< 0.02	< 0.02	< 0.02	< 0.02	< 0.02	< 0.0200	**0.144**	< 0.0200	< 0.0200	< 0.020	< 0.0087	< 0.0087	**0.010 J**	**0.014 J**	< 0.020	< 0.020	< 0.020	< 0.

Appendix E-1
Summary of Historical Groundwater Sampling Data - Alluvium, Galliard, and Saprolite Monitoring Wells
January 2001 through January 2019
Atlanta Gas Light Company
Former Manufactured Gas Plant Site
Augusta, Georgia

Chemical Name	Location ID	MW-24	MW-24	MW-25	MW-25	MW-25	MW-25	MW-25	MW-25	MW-25	MW-25	MW-25	MW-25	MW-25	MW-25	MW-25	MW-25	MW-25	MW-25	MW-25	MW-25	MW-25
	Sample Date	7/15/2010	10/4/2006	7/22/2009	1/13/2009	7/16/2008	1/8/2008	7/10/2007	2/14/2007	7/13/2006	1/11/2006	7/19/2005	1/19/2005	7/14/2004	1/21/2004	7/17/2003	1/20/2003	7/17/2002	1/22/2002	7/13/2001	7/13/2001	1/23/2001
	Unit	Post-ISCO		Post-ISCO								Pre-ISCO										
Field Parameters																						
Conductivity	mS/cm	0.501	0.52	0.820	4.52	0.848	0.839	0.731	0.89	0.83	--	--	--	--	--	--	--	--	--	--	--	--
Dissolved Oxygen (YSI)	mg/L	3.82	0.13	1.31	5.82	0.45	0.39	0.32	1.48	0.18	--	--	--	--	--	--	--	--	--	--	--	--
Oxidation Reduction Potential	mV	169	25.2	-274.1	130.7	6.9	42.1	69.3	54.3	51.8	--	--	--	--	--	--	--	--	--	--	--	--
pH	SU	6.36	6.34	5.84	0.437	5.71	5.79	5.64	5.71	5.80	--	--	--	--	--	--	--	--	--	--	--	--
Temperature	Celsius	23.48	24.05	22.61	17.94	22.26	22.04	22.45	18.14	22.14	--	--	--	--	--	--	--	--	--	--	--	--
Turbidity	NTU	8.79	0.47	1.64	1.7	2.79	0.95	0.00	0.73	3.16	--	--	--	--	--	--	--	--	--	--	--	--
Monitored Natural Attenuation Parameters																						
Carbon Dioxide	µg/L	850 JB	--	1,700 *	1,100	1,700	< 1000	< 1000	--	1,,500	--	--	--	--	--	--	--	--	--	--	--	--
Iron	mg/L	--	--	--	--	--	--	--	--	2.97	1.82	2.65	2.4	2.4	4.9	2.1	2.6	2.6	3.9	3.0	3.0	2.9
Iron, as Ferrous (Fe+2)	mg/L	< 0.10 HF	--	2.3 HF	0.62 HF	3.9	4.84	4.22	2.78	2.46	--	--	--	--	--	--	--	--	--	--	--	--
Manganese, Total	mg/L	--	--	--	--	--	--	--	--	1.13	0.756	0.825	0.77	0.94	0.99	1.1	0.94	1.1	1.1	0.97	0.98	0.83
Manganese, Dissolved	mg/L	--	--	--	--	--	--	--	--	0.965	--	--	--	--	--	--	--	--	--	--	--	--
Methane	µg/L	< 0.19	--	3.1	0.87	1.2	1.6	2.5	1.9	2	--	--	--	--	--	--	--	--	--	--	--	--
Nitrate	mg/L	5.8	--	< 1.1	0.077	< 0.50	< 0.25	0.37	< 0.25	0.25 U	--	--	--	--	--	--	--	--	--	--	--	--
Nitrogen	mg/L	--	--	--	--	--	--	--	--	12	--	--	--	--	--	--	--	--	--	--	--	--
Nitrogen, ammonia (as N)	mg/L	--	--	--	--	--	--	--	--	0.2 U	--	--	--	--	--	--	--	--	--	--	--	--
Oxygen	mg/L	1.6	--	1.1	1.1	1.1	1.9	2.5	2.1	3	--	--	--	--	--	--	--	--	--	--	--	--
Sulfate	mg/L	83	--	100	38	110	140	120	120	170	--	--	--	--	--	--	--	--	--	--	--	--
Sulfide	mg/L	--	--	--	--	--	--	--	--	2 U	--	--	--	--	--	--	--	--	--	--	--	--
Volatile Organic Compounds																						
Acetone	µg/L	< 100	50	< 100	< 100	< 100	< 50	< 50	< 50 U	50 U	10 U	25 U	25 U	25 U	25 U	25 U	25 U	25 U	25 U	25 U	25 U	25 U
Benzene	µg/L	< 5.0	5	< 5.0	< 5.0	< 5.0	< 5.0	< 5	< 5	5 U	1.0 U	1.0 U	1.0 U	1.0 U	1.0 U	1.0 U	**0.15 J**	1.0 U	1.0 U	1.0 U	1.0 U	**0.14 J**
Carbon Disulfide	µg/L	< 5.0	5	< 5.0	< 5.0	< 5.0	< 5.0	< 5	< 5	5 U	1.0 U	1.0 U	1.0 U	1.0 U	1.0 U	1.0 U	1.0 U	1.0 U	1.0 U	1.0 U	1.0 U	1.0 U
Ethylbenzene	µg/L	< 5.0	5	< 5.0	< 5.0	**0.5 J**	< 5.0	< 5	< 5	5 U	1.0 U	1.0 U	1.0 U	1.0 U	1.0 U	1.0 U	**0.66 J**	1.0 U	1.0 U	1.0 U	1.0 U	1.0 U
Methylene Chloride	µg/L	< 5.0	5	< 5.0	< 5.0	< 5.0	< 5.0	< 5	< 5	5 U	1.0 U	5.0 U	5.0 U	5.0 U	5.0 U	5.0 U	**0.37 J**	5.0 U	5.0 U	5.0 U	5.0 U	5.0 U
Toluene	µg/L	< 5.0	5	< 5.0	< 5.0	< 5.0	< 5.0	< 5	< 5	5 U	1.0 U	1.0 U	1.0 U	1.0 U	1.0 U	1.0 U	1.0 U	1.0 U	1.0 U	1.0 U	1.0 U	1.0 U
Trichloroethylene	µg/L	< 5.0	5	< 5.0	< 5.0	< 5.0	< 5.0	< 5	< 5	5 U	1.0 U	1.0 U	1.0 U	1.0 U	1.0 U	1.0 U	1.0 U	1.0 U	1.0 U	1.0 U	1.0 U	1.0 U
Xylenes, total	µg/L	< 5.0	5	< 5.0	< 5.0	< 5.0	< 5.0	< 5	< 5	5 U	2.0 U	2.0 U	2.0 U	2.0 U	2.0 U	2.0 U	2.0 U	2.0 U	2.0 U	2.0 U	2.0 U	2.0 U
Semivolatile Organic Compounds																						
2-Methylnaphthalene	µg/L	--	--	--	--	--	--	--	--	--	0.2 U	0.2 U	0.2 U	0.2 U	0.2 U	10 U	10 U	10 U	10 U	10 U	10 U	**1,500**
Acenaphthene	µg/L	< 0.20	10	< 0.19	< 0.19	**0.062 J**	< 10	< 10	< 10	10 U	0.2 U	0.2 U	0.2 U	0.2 U	0.2 U	10 U	10 U	10 U	10 U	10 U	10 U	**140**
Acenaphthylene	µg/L	< 0.20	10	< 0.19	< 0.19	< 0.19	< 10	< 10	< 10	10 U	**0.28**	0.2 U	0.2 U	0.2 U	0.2 U	10 U	10 U	10 U	10 U	10 U	10 U	**6.2 J**
Anthracene	µg/L	< 0.20	10	< 0.19	< 0.19	< 0.19	< 10	< 10	< 10	10 U	0.2 U	0.2 U	0.2 U	0.2 U	0.2 U	10 U	10 U	10 U	10 U	10 U	10 U	**23 J**
Benz(a)anthracene	µg/L	< 0.20	0.05	< 0.19	< 0.19	< 0.19	<0.050	< 0.05	< 0.05	0.05 U	0.2 U	0.2 U	0.2 U	0.2 U	0.2 U	10 U	10 U	10 U	10 U	10 U	10 U	50 U
Benzo(a)pyrene	µg/L	< 0.20	0.05	< 0.19	< 0.19	< 0.19	<0.050	< 0.05	< 0.05	0.05 U	0.2 U	0.2 U	0.2 U	0.2 U	0.2 U	10 U	10 U	10 U	10 U	10 U	10 U	50 U
Benzo(b)fluoranthene	µg/L	< 0.20	0.1	< 0.19	< 0.19	< 0.19	<0.10	< 0.1	< 0.1	0.1 U	0.2 U	0.2 U	0.2 U	0.2 U	0.2 U	10 U	10 U	10 U	10 U	10 U	10 U	50 U
Benzo(g,h,i)perylene	µg/L	< 0.20	10	< 0.19	< 0.19	< 0.19	< 10	< 10	< 10	10 U	0.2 U	0.2 U	0.2 U	0.2 U	0.2 U	10 U	10 U	10 U	10 U	10 U	10 U	50 U
Benzo(k)fluoranthene	µg/L	< 0.20	10	< 0.19	< 0.19	< 0.19	< 10	< 10	< 10	10 U	0.2 U	0.2 U	0.2 U	0.2 U	0.2 U	10 U	10 U	10 U	10 U	10 U	10 U	50 U
Chrysene	µg/L	< 0.20	0.05	< 0.19	< 0.19	< 0.19	<0.050	< 0.05	< 0.05	0.05 U	0.2 U	0.2 U	0.2 U	0.2 U	0.2 U	10 U	10 U	10 U	10 U	10 U	10 U	50 U
Dibenzo(a,h)anthracene	µg/L	< 0.20	0.1	< 0.19	< 0.19	< 0.19	<0.10	< 0.1	< 0.1	0.1 U	0.2 U	0.2 U	0.2 U	0.2 U	0.2 U	10 U	10 U	10 U	10 U	10 U	10 U	50 U
Dibenzofuran	µg/L	--	--	--	--	--	--	--	--	--	0.001 U	0.2 U	0.2 U	0.2 U	0.2 U	10 U	10 U	10 U	10 U	10 U	10 U	**40 J**
Fluoranthene	µg/L	< 0.20	10	< 0.19	< 0.19	< 0.19	< 10	< 10	< 10	10 U	0.2 U	0.2 U	0.2 U	0.2 U	0.2 U	10 U	10 U	10 U	10 U	10 U	10 U	**13 J**
Fluorene	µg/L	< 0.20	10	< 0.19	< 0.19	< 0.19	< 10	< 10	< 10	10 U	0.2 U	0.2 U	0.2 U	0.2 U	0.2 U	10 U	10 U	10 U	10 U	10 U	10 U	**76**
Indeno(1,2,3-cd)pyrene	µg/L	< 0.20	0.05	< 0.19	< 0.19	< 0.19	<0.050	< 0.05	< 0.05	0.05 U	0.2 U	0.2 U	0.2 U	0.2 U	0.2 U	10 U	10 U	10 U	10 U	10 U	10 U	50 U
Naphthalene	µg/L	< 0.20	10	< 0.19	**0.089 J**	**3.1**	< 10	< 10	< 10	10 U	**0.24**	**1.3**	0.2 U	0.2 U	0.2 U	10 U	10 U	10 U	10 U	10 U	10 U	**10,000 D**
Phenanthrene	µg/L	< 0.20	10	< 0.19	**0.031 J**	< 0.19	< 10	< 10	< 10	10 U	0.2 U	0.2 U	0.2 U	0.2 U	0.2 U	10 U	10 U	10 U	10 U	10 U	10 U	**67**
Pyrene	µg/L	< 0.20	10	< 0.19	< 0.19	< 0.19	< 10	< 10	< 10	10 U	0.2 U	0.2 U	0.2 U	0.2 U	0.2 U	10 U	10 U	10 U	10 U	10 U	10 U	**14 J**
Inorganic Compounds																						
Aluminum (fume or dust)	mg/L	--	--	--	--	--	--	--	--	--	0.2 U	**0.266**	0.2 U	0.2 U	**0.66**	0.2 U	0.2 U	**0.04 B**	0.2 U	**0.047 B**	**0.048 B**	**0.039 B**
Antimony	mg/L	< 0.020	0.02	< 0.020	< 0.020	< 0.020	< 0.0200	< 0.02	< 0.02	0.02 U	0.01 U	0.006 U	0.02 U	0.006 U	0.02 U	0.02 U	0.02 U	0.02 U	0.02 U	0.02 U	0.02 U	0.02 U
Arsenic	mg/L	< 0.020	0.05	< 0.020	< 0.010	< 0.010	<0.0500	< 0.05	< 0.05	0.05 U	0.01 U	0.01 U	0.01 U	0.01 U	0.01 U	0.01 U	0.01 U	**0.0036 B**	0.01 U	0.01 U	0.01 U	0.01 U
Barium	mg/L	**0.073**	**0.0821**	**0.18**	**0.16**	**0.21**	**0.166**	**0.214**	**0.224**	**0.198**	**0.231**	**0.238**	**0.23**	**0.26**	**0.26**	**0.29**	**0.32**	**0.33**	**0.35**	**0.32**	**0.33**	**0.31**
Beryllium	mg/L	< 0.0040	0.01	< 0.0040	< 0.0040	< 0.0040	< 0.0100	< 0.010	< 0.01	0.01 U	0.005 U	0.004 U	0.004 U	0.004 U	0.004 U	0.004 U	0.004 U	0.004 U	0.004 U	0.004 U	0.004 U	0.004 U
Cadmium	mg/L	< 0.0050	0.005	< 0.0050	< 0.0050	< 0.0050	< 0.0050	< 0.005	< 0.005	0.005 U	0.002 U	0.005 U	0.005 U	0.005 U	0.005 U	0.005 U	0.005 U	0.005 U	0.005 U	0.005 U	0.005 U	0.005 U
Calcium metal	mg/L	--	--	--	--	--	--	--	--	--	**40.1**	**45.5**	**38**	**44**	**47**	**51**	**50**	**56**	**56**	**53**	**53**	**47**
Chromium	mg/L	< 0.010	0.01	< 0.010	< 0.010	< 0.010	< 0.0100	< 0.010	< 0.01	0.01 U	0.005 U	0.01 U	0.01 U	0.01 U	0.01 U	0.01 U	0.01 U	0.01 U	0.01 U	0.01 U	0.01 U	0.01 U
Cobalt	mg/L	--	--	--	--	--	--	--	--	--	**0.0107**	0.01 U	**0.011**	**0.013**	**0.015**	0.01 U	**0.014**	**0.017**	**0.016**	**0.016**	**0.016**	**0.015**
Copper	mg/L	< 0.020	0.01	< 0.020	< 0.020	< 0.020	< 0.0100	< 0.010	< 0.01	0.01 U	0.025 U	0.02 U	0.02 U	0.02 U	0.02 U	0.02 U	**0.0016 B**	**0.0015 B**	0.02 U	0.02 U	0.02 U	0.02 U
Cyanide	mg/L	< 0.010	0.01	< 0.010	< 0.010	< 0.010	< 0.010	< 0.010	< 0.01	0.01 U	0.01 U	0.01 U	0.01 U	0.01 U	0.01 U	0.015 U	0.01 U	0.01 U	0.01 U	0.01 U	0.01 U	0.01 U
Lead	mg/L	< 0.010	0.01	< 0.010	< 0.0050	< 0.0050	< 0.0100	< 0.010	< 0.01	0.01 U	0.003 U	0.005 U	0.005 U	0.005 U	0.005 U	0.005 U	0.005 U	0.005 U	0.005 U	0.005 U	0.005 U	0.005 U
Magnesium	mg/L	--	--	--	--	--	--	--	--	--	**36.1**	**40.1**	**34**	**40**	**42**	**52**	**45**	**50**	**51**	**48**	**48**	**43**
Mercury	mg/L	< 0.00020	0.0002	< 0.00020	< 0.00020	< 0.00020	< 0.00020	< 0.0002	< 0.0002	0.0002 U	0.0002 U	0.0002 U	0.0002 U	0.0002 U	0.0002 U	0.0002 UJ	0.0002 U	0.0002 U	0.0002 U	0.0002 U	0.0002 U	0.00020 U
Nickel	mg/L	< 0.040	0.02	< 0.040	**0.0016 J**	**0.0120 J**	< 0.0200	< 0.02	< 0.02	0.02 U	0.04 U	0.04 U	0.04 U	0.04 U	0.04 U	0.04 U	**0.0063 B**	**0.0082 B**	**0.0074 B**	**0.0061 B**	**0.0068 B**	**0.0066 B**
Potassium	mg/L	--	--	--	--	--	--	--	--	--	5 U	**1.68**	**1.7**	**2**	**2.1**	**2.4**	**2.6**	**2.9**	**2.8**	**2.6**	**2.7**	**2.3**
Selenium	mg/L	< 0.020	0.02	< 0.020	< 0.010	< 0.010	< 0.0200	< 0.02	< 0.02	0.02 U	0.005 U	0.01 U	0.01 U	0.01 U	0.01 U	**0.02**	0.01 U	0.01 U	0.01 U	0.01 U	0.01 U	0.01 U
Sodium	mg/L	--	--	--	--	--	--	--	--	--	**90.2**	**114**	**85**	**96**	**86**	**95**	**110**	**110**	**89**	**89**	**89**	**78**
Thallium	mg/L	< 0.0010	0.001	< 0.0010	< 0.0010	< 0.0010	< 1.00	< 1.00	< 0.001	0.001 U	0.001 U	0.001 U	0.002 U	0.001 U	0.001 U	0.002 U	0.002 UWN	0.002 UWN	0.002 U	0.002 U	0.002 U	0.002 U
Vanadium (fume or dust)	mg/L	< 0.010	0.01	< 0.010	< 0.010	< 0.010	< 0.0100	< 0.010	< 0.01	0.01 U	0.007 U	0.01 U	0.01 U	0.01 U	0.01 U	**0.01**	0.01 U	0.01 U	0.01 U	0.01 U	0.01 U	0.01 U
Zinc	mg/L	< 0.020	0.02	< 0.020	**0.012 J**	**0.0100 J**	< 0.0200	< 0.02	< 0.02	0.02 U	0.02 U	0.02 U	0.02 U	0.02 U	0.02 U	**0.08**	0.02 U	**0.0064 B**	**0.0089 B**	**0.0092 B**	**0.01 B**	**0.0079 B**

Notes:
ISCO - *in-situ* chemical oxidation

Data Qualifier Defintions:
-- - Not analyzed
B (Inorganics) - Estimated analyte concentration
D - Analyte concentration reported from secondary dilution
DB - Analyte concentration reported from secondary dilution; analyte detected in method blank
H - Holding time exceeded for sample
J - Estimated analyte concentration
JB (Organic) - Estimated analyte concentration; analyte detected in method blank
Bold = Exceeds the laboratory detection limit
JM (Organic) - Estimated analyte concentration; spike sample recovery outside control limits
M (Organic) - Spike sample recovery outside control limits
N - Spike sample recovery outside of control limits
R - Sample data results rejected due to deficiencies in the ability to meet quality control standards
< - Analyte not detected at referenced detection limit
U - Analyte not detected at referenced detection limit
UJ - Analyte not detected; low method bias and/or matrix interference
UN - Analyte not detected; spiked sample recovery outside of control limits
UR - Analyte not detected; data rejected
UWN - Analyte not detected; post digestion spike and spike sample recovery outside control limits

Appendix E-1
Summary of Historical Groundwater Sampling Data - Alluvium, Galliard, and Saprolite Monitoring Wells
January 2001 through January 2019
Atlanta Gas Light Company
Former Manufactured Gas Plant Site
Augusta, Georgia

Chemical Name	Location ID	MW-203	MW-203	MW-203	MW-203	MW-203	MW-203	MW-203	MW-203	MW-203	MW-203	MW-203	MW-203	MW-203	MW-203	MW-203	MW-203	MW-203	MW-203	MW-203	MW-203	MW-203	MW-203	MW-203	MW-203	MW-203	MW-203	MW-203	MW-203	MW-203
	Sample Date	7/20/2018	1/25/2018	7/26/2017	1/25/2017	7/28/2016	1/20/2016	7/29/2015	1/14/2015	7/15/2014	1/14/2014	7/10/2013	1/10/2013	7/24/2012	1/23/2012	7/5/2011	1/18/2011	7/13/2010	1/12/2010	7/22/2009	1/13/2009	7/23/2008	1/10/2008	8/21/2007**	7/12/2007	2/14/2007	7/13/2006	1/16/2006	7/22/2005	7/16/2004	1/24/2004	7/16/2003	7/17/2002	1/21/2002	1/17/2001
	Unit	Post-ISCO																										Pre-ISCO						
Field Parameters																																		
Conductivity	mS/cm	0.451	0.455	0.445	0.483	0.46	0.443	469.1	0.224	0.454	0.339	0.475	0.343	0.570	0.505	0.550	1.55	0.475	0.564	0.882	16.94	0.871	0.517	0.759	0.818	0.94	0.863	--	--	--	--	--	--	--	--
Dissolved Oxygen (YSI)	mg/L	0.29	2.97	0.15	0.3	0.07	0.48	0.22	1.72	0.57	0.58	0.41	5.39	0.51	3.42	1.67	6.20	1.98	15.27	19.69	5.68	0.97	3.20	3.9	10.34	11.99	21.49	--	--	--	--	--	--	--	--
Oxidation Reduction Potential	mV	267	185.4	93.6	118.1	58.8	-91.3	82	69.3	-99.8	144.9	-80.2	87.9	81.6	13.9	102.0	7.0	111.1	35.7	189	377.4	140.1	59.2	161.3	152.6	137.2	149	--	--	--	--	--	--	--	--
pH	SU	6.32	6.38	6.17	6.19	6.22	6.84	6.3	6.28	6.23	6.64	6.07	6.43	5.45	6.20	6.18	0.58	6.23	7.07	5.98	0.799	5.82	6.10	5.77	5.77	5.93	5.66	--	--	--	--	--	--	--	--
Temperature	Celsius	21.66	18.04	21.41	20.06	20.81	19.93	24.4	15.6	22.92	19.11	20.21	18.30	26.92	16.54	21.85	19.41	23.63	16.1	23.18	19.61	22.18	20.90	23.34	21.77	19.01	21.35	--	--	--	--	--	--	--	--
Turbidity	NTU	0.78	1.67	1.76	0.36	0.62	0.53	4.23	1.70	5.97	0.77	0.54	7.22	0.98	1.96	4.75	2.19	6.67	7.18	3.01	3.2	1.54	0.58	1.12	1.48	1.09	0.58	--	--	--	--	--	--	--	--
Monitored Natural Attenuation Parameters																																			
Carbon Dioxide	µg/L	--	--	**--**	**--**	--	--	--	81.2	147	219	146	110	92	2,000 B	1,200 B	1,300	960	1,500	2,300 *	1,700	2,300	< 1000	--	< 1000	--	2,900	--	--	--	--	--	--	--	--
Iron	mg/L	--	--	--	--	--	--	--	--	--	--	--	--	--	--	--	--	--	--	--	--	--	--	--	--	--	0.1 U	0.361	0.903	0.068	0.087	0.09	0.13	0.039 B	0.089
Iron, as Ferrous (Fe+2)	mg/L	--	--	**--**	**--**	--	--	--	< 0.100	< 0.100	<0.100	0.802	0.28 HF	< 0.10 HF	0.45 HF	< 0.025 HF	0.73 HF	0.098 JHF	< 0.10 HF	< 0.10 HF	< 0.10 HF	< 0.10	< 0.10	--	< 0.10	< 0.1	0.1 U	--	--	--	--	--	--	--	--
Manganese, Total	mg/L	--	--	--	--	--	--	--	--	--	--	--	--	--	--	--	--	--	--	--	--	--	--	--	--	--	1.39	1.52	1.55	0.57	0.54	0.54	1.7	1.7	1.5
Manganese, Dissolved	mg/L	--	--	**--**	**--**	--	--	--	--	--	--	--	--	--	--	--	--	--	--	--	--	--	--	--	--	--	1.15	--	--	--	--	--	--	--	--
Methane	µg/L	--	--	**--**	**--**	--	--	--	< 4	270	<4	9	5.8	4.2	10	0.57 J	19	0.47	2.1	0.31	1.1	0.54	2.6	--	2.9	4.5	5.8	--	--	--	--	--	--	--	--
Nitrate	mg/L	--	--	**--**	**--**	--	--	--	0.51	< 0.25	0.32	0.49	< 0.25	< 0.25	0.10 J	0.30	0.81 J	5.6	3	4.7	2.3	5.7	2.9	--	2.9	3	3.1	--	--	--	--	--	--	--	--
Nitrogen	mg/L	--	--	**--**	**--**	--	--	--	--	--	--	--	--	--	--	--	--	--	--	--	--	--	--	--	--	--	6.9	--	--	--	--	--	--	--	--
Nitrogen, ammonia (as N)	mg/L	--	--	**--**	**--**	--	--	--	--	--	--	--	--	--	--	--	--	--	--	--	--	--	--	--	--	--	1.45	--	--	--	--	--	--	--	--
Oxygen	mg/L	--	--	**--**	**--**	--	--	--	9.08 H	7.17 H	6.34 H	7.55 H	6.9	6.9	1.2	2.0	1.4	1.2	1.8	1.6	1.5	1.0	2.0	--	12	11	18	--	--	--	--	--	--	--	--
Sulfate	mg/L	--	--	**--**	**--**	--	--	--	13	58	59	62	80	61	69	67	67	57	86	120	120	90	140	--	95	96	120	--	--	--	--	--	--	--	--
Sulfide	mg/L	--	--	**--**	**--**	--	--	--	--	--	--	--	--	--	--	--	--	--	--	--	--	--	--	--	--	--	2 U	--	--	--	--	--	--	--	--
Volatile Organic Compounds																																			
Acetone	µg/L	< 50	< 50	< 50	< 50	< 50	< 50	< 50	< 50	< 50	< 50	< 50	< 100	< 100	< 5.0	< 5.0	< 5.0	< 100	< 100	< 100	< 100	< 100	< 50	< 50	--	< 50	50 U	10 U	**420**	25 U	25 U	25 U	25 U	25 U	25 U
Benzene	µg/L	< 5.0	< 5.0	< 5.0	< 5.0	< 5.0	< 5.0	< 5.0	< 5.0	< 5.0	< 5.0	< 5.0	< 5.0	< 5.0	< 0.25	< 0.25	< 0.25	< 5.0	< 5.0	< 5.0	< 5.0	< 5.0	< 5.0	< 5.0	--	< 5	5 U	**2.7**	**62**	1.0 U	1.0 U	1.0 U	1.0 U	1.0 U	**0.19 J**
Carbon Disulfide	µg/L	< 5.0	< 5.0	< 5.0	< 5.0	< 5.0	< 5.0	< 5.0	< 5.0	< 5.0	< 5.0	< 5.0	< 5.0	< 5.0	< 0.60	< 0.60 *	< 0.60	< 5.0	< 5.0	< 5.0	< 5.0	< 5.0	< 5.0	< 5.0	--	< 5	5 U	1.0 U	1.0 U	1.0 U	1.0 U	1.0 U	1.0 U	1.0 U	1.0 U
Ethylbenzene	µg/L	< 5.0	< 5.0	< 5.0	< 5.0	< 5.0	< 5.0	< 5.0	< 5.0	< 5.0	< 5.0	< 5.0	< 5.0	< 5.0	< 0.11	< 0.11	< 0.11	< 5.0	< 5.0	< 5.0	< 5.0	< 5.0	< 5.0	< 5.0	--	< 5	5 U	1.0 U	**1.6**	1.0 U	1.0 U	1.0 U	1.0 U	1.0 U	1.0 U
Methylene Chloride	µg/L	< 5.0	< 5.0	< 5.0	< 5.0	< 5.0	< 5.0	< 5.0	< 5.0	< 5.0	< 5.0	< 5.0	< 5.0	< 5.0	< 1.0	**3.3 J B ***	< 1.0	< 5.0	< 5.0	< 5.0	< 5.0	< 5.0	< 5.0	< 5.0	--	< 5	5 U	1.0 U	5.0 U	5.0 U	5.0 U	5.0 U	5.0 U	5.0 U	**0.49 JB**
Toluene	µg/L	< 5.0	< 5.0	< 5.0	< 5.0	< 5.0	< 5.0	< 5.0	< 5.0	< 5.0	< 5.0	< 5.0	< 5.0	< 5.0	< 0.33	< 0.33	< 0.33	< 5.0	< 5.0	< 5.0	< 5.0	< 5.0	< 5.0	< 5.0	--	< 5	5 U	1.0 U	**44**	1.0 U	**1.1**	1.0 U	1.0 U	1.0 U	1.0 U
Trichloroethylene	µg/L	< 5.0	< 5.0	< 5.0	< 5.0	< 5.0	< 5.0	< 5.0	< 5.0	< 5.0	< 5.0	< 5.0	< 5.0	< 5.0	< 0.13	< 0.13	< 0.13	< 5.0	< 5.0	< 5.0	< 5.0	< 5.0	< 5.0	< 5.0	--	< 5	5 U	1.0 U	1.0 U	1.0 U	1.0 U	1.0 U	1.0 U	1.0 U	1.0 U
Xylenes, total	µg/L	< 5.0	< 5.0	< 5.0	< 5.0	< 5.0	< 5.0	< 5.0	< 5.0	< 5.0	< 5.0	< 5.0	< 5.0	< 5.0	< 0.20	< 0.20	< 0.20	< 5.0	< 5.0	< 5.0	< 5.0	< 5.0	< 5.0	< 5.0	--	< 5	5 U	2.0 U	**15**	2.0 U	2.0 U	2.0 U	2.0 U	2.0 U	2.0 U
Semivolatile Organic Compounds																																			
2-Methylnaphthalene	µg/L	--	--	--	--	--	--	--	--	--	--	--	--	--	--	--	--	--	--	--	--	**--**	--	--	--	--	2.0 U	**0.44**	2.0 U	**0.24**	10 U	10 U	10 U	10 U	10 U
Acenaphthene	µg/L	< 0.5	< 0.5	< 0.5	< 0.5	< 0.5	< 0.5	< 0.5	< 0.50	< 0.50	< 0.50	< 0.50	<0.19	< 0.22	< 0.10	< 0.12	< 0.11	< 0.19	< 0.19	< 0.19	< 0.19	< 0.19	< 10	--	< 10	< 10	10 U	2.0 U	2.0 U	2.0 U	2.0 U	10 U	10 U	10 U	10 U
Acenaphthylene	µg/L	< 1.0	< 1.0	< 1.0	< 1.0	< 1.0	< 1.0	< 1.0	< 1.0	< 1.0	< 1.0	< 1.0	<0.19	< 0.22	< 0.10	< 0.12	< 0.11	< 0.19	< 0.19	< 0.19	< 0.19	< 0.19	< 10	--	< 10	< 10	10 U	2.0 U	2.0 U	2.0 U	2.0 U	10 U	10 U	10 U	10 U
Anthracene	µg/L	< 0.05	< 0.05	< 0.05	< 0.05	< 0.05	< 0.05	< 0.05	< 0.050	< 0.050	< 0.050	< 0.050	<0.19	< 0.22	< 0.10	< 0.12	< 0.11	< 0.19	< 0.19	< 0.19	< 0.19	< 0.19	< 10	--	< 10	< 10	10 U	2.0 U	2.0 U	2.0 U	2.0 U	10 U	10 U	10 U	10 U
Benz(a)anthracene	µg/L	< 0.05	< 0.05	< 0.05	< 0.05	< 0.05	< 0.05	< 0.05	< 0.050	< 0.050	< 0.050	< 0.050	<0.19	< 0.22	< 0.10	< 0.12	< 0.11	< 0.19	< 0.19	< 0.19	< 0.19	< 0.19	< 0.05	--	< 0.05	< 0.05	0.05 U	2.0 U	2.0 U	2.0 U	2.0 U	10 U	10 U	10 U	10 U
Benzo(a)pyrene	µg/L	< 0.05	< 0.05	< 0.05	**0.073**	< 0.05	< 0.05	< 0.05	**0.075**	< 0.050	< 0.050	< 0.050	<0.19	< 0.22	< 0.10	< 0.12	< 0.11	< 0.19	< 0.19	< 0.19	< 0.19	< 0.19	< 0.05	--	< 0.05	< 0.05	0.05 U	2.0 U	2.0 U	2.0 U	2.0 U	10 U	10 U	10 U	10 U
Benzo(b)fluoranthene	µg/L	< 0.1	< 0.1	< 0.1	< 0.1	< 0.1	< 0.1	< 0.1	< 0.10	< 0.10	< 0.10	< 0.10	<0.19	< 0.22	< 0.10	< 0.12	< 0.11	< 0.19	< 0.19	< 0.19	< 0.19	< 0.19	< 0.1	--	< 0.1	< 0.1	0.1 U	2.0 U	2.0 U	2.0 U	2.0 U	10 U	10 U	10 U	10 U
Benzo(g,h,i)perylene	µg/L	< 0.1	< 0.1	< 0.1	**0.16**	< 0.1	< 0.1	< 0.1	**0.12**	< 0.10	< 0.10	< 0.10	<0.19	< 0.22	< 0.10	< 0.12	< 0.11	< 0.19	< 0.19	< 0.19	< 0.19	< 0.19	< 10	--	< 10	< 10	10 U	2.0 U	2.0 U	2.0 U	2.0 U	10 U	10 U	10 U	10 U
Benzo(k)fluoranthene	µg/L	< 0.05	< 0.05	< 0.05	**0.092**	< 0.05	< 0.05	< 0.05	**0.068**	< 0.050	< 0.050	< 0.050	<0.19	< 0.22	< 0.10	< 0.12	< 0.11	< 0.19	< 0.19	< 0.19	< 0.19	< 0.19	< 10	--	< 10	< 10	10 U	2.0 U	2.0 U	2.0 U	2.0 U	10 U	10 U	10 U	10 U
Chrysene	µg/L	< 0.05	< 0.05	< 0.05	**0.055**	< 0.05	< 0.05	< 0.05	< 0.050	< 0.050	< 0.050	< 0.050	<0.19	< 0.22	< 0.046	< 0.055	< 0.049	< 0.19	< 0.19	< 0.19	< 0.19	< 0.19	< 0.05	--	< 0.05	< 0.05	0.05 U	2.0 U	2.0 U	2.0 U	2.0 U	10 U	10 U	10 U	10 U
Dibenzo(a,h)anthracene	µg/L	< 0.1	< 0.1	< 0.1	**0.13**	< 0.1	< 0.1	< 0.1	**0.13**	< 0.10	< 0.10	< 0.10	<0.19	< 0.22	< 0.10	< 0.12	< 0.11	< 0.19	< 0.19	< 0.19	< 0.19	< 0.19	< 0.1	--	< 0.1	< 0.1	0.1 U	2.0 U	2.0 U	2.0 U	2.0 U	10 U	10 U	10 U	10 U
Dibenzofuran	µg/L	--	--	--	**--**	--	--	--	--	--	--	--	--	--	--	--	--	--	--	--	--	--	--	--	--	--	1.0 U	2.0 U	2.0 U	2.0 U	2.0 U	10 U	10 U	10 U	10 U
Fluoranthene	µg/L	< 0.1	< 0.1	< 0.1	< 0.1	< 0.1	< 0.1	< 0.1	< 0.10	< 0.10	< 0.10	< 0.10	<0.19	< 0.22	< 0.10	< 0.12	< 0.11	< 0.19	< 0.19	< 0.19	< 0.19	< 0.19	< 10	--	< 10	< 10	10 U	2.0 U	2.0 U	2.0 U	2.0 U	10 U	10 U	10 U	10 U
Fluorene	µg/L	< 0.1	< 0.1	< 0.1	< 0.1	< 0.1	< 0.1	< 0.1	< 0.10	< 0.10	< 0.10	< 0.10	<0.19	< 0.22	< 0.10	< 0.12	< 0.11	< 0.19	< 0.19	< 0.19	< 0.19	< 0.19	< 10	--	< 10	< 10	10 U	2.0 U	2.0 U	2.0 U	2.0 U	10 U	10 U	10 U	10 U
Indeno(1,2,3-cd)pyrene	µg/L	< 0.05	< 0.05	< 0.05	**0.17**	< 0.05	< 0.05	< 0.05	**0.13**	< 0.050	< 0.050	< 0.050	<0.19	< 0.22	< 0.10	< 0.12	< 0.11	< 0.19	< 0.19	< 0.19	< 0.19	< 0.19	< 0.05	--	< 0.05	< 0.05	0.05 U	2.0 U	2.0 U	2.0 U	2.0 U	10 U	10 U	10 U	10 U
Naphthalene	µg/L	< 0.5	< 0.5	< 0.5	< 0.5	< 0.5	< 0.5	< 0.5	< 0.050	< 0.50	< 0.50	< 0.50	<0.19	**2.5**	**0.58**	**0.52**	< 0.11	< 0.19	**0.21**	< 0.19	< 0.19	**0.09 J**	< 10	--	< 10	< 10	10 U	**1.1**	**6.7**	2.0 U	**1.4**	10 U	10 U	10 U	10 U
Phenanthrene	µg/L	< 0.05	< 0.05	< 0.05	< 0.05	< 0.05	< 0.05	< 0.05	< 0.050	< 0.050	< 0.050	< 0.050	<0.19	< 0.22	< 0.10	< 0.12	< 0.11	< 0.19	< 0.19	< 0.19	< 0.19	< 0.19	< 10	--	< 10	< 10	10 U	2.0 U	2.0 U	2.0 U	2.0 U	10 U	10 U	10 U	10 U
Pyrene	µg/L	< 0.05	< 0.05	< 0.05	**0.051**	< 0.05	< 0.05	< 0.05	< 0.050	< 0.050	< 0.050	< 0.050	<0.19	< 0.22	< 0.10	< 0.12	< 0.11	< 0.19	< 0.19	< 0.19	< 0.19	< 0.19	< 10	--	< 10	< 10	10 U	2.0 U	2.0 U	2.0 U	2.0 U	10 UJ	10 U	10 U	10 U
Inorganic Compounds																																			
Aluminum (fume or dust)	mg/L	--	--	--	**--**	--	--	--	--	--	--	--	--	--	--	--	--	--	--	--	--	**--**	--	--	--	**--**	--	**0.631**	**4.81**	0.2 U	0.2 U	0.2 U	**0.032 B**	0.2 U	0.2 U
Antimony	mg/L	< 0.006	< 0.006	< 0.006	< 0.006	< 0.006	< 0.006	< 0.02	< 0.0200	< 0.0200	< 0.0200	< 0.0200	< 0.020	< 0.020	< 0.0053	< 0.0053	< 0.0053	< 0.020	< 0.020	< 0.020	< 0.020	< 0.020	< 0.0200	--	< 0.02	< 0.02	0.02 U	0.01 U	0.006 U	0.02 U	0.02 U	0.02 U	0.02 U	**0.0060 B**
Arsenic	mg/L	< 0.05	< 0.05	< 0.05	< 0.05	< 0.05	< 0.05	< 0.05	< 0.0500	< 0.0500	< 0.0500	< 0.0500	< 0.020	< 0.020	**0.0046 J**	**0.0047 J**	**0.0047 J**	< 0.020	< 0.020	< 0.020	< 0.010	< 0.010	<0.0500	--	< 0.05	< 0.05	0.05 U	0.01 U	0.01 U	0.01 U	0.01 U	0.01 U	0.01 U	0.01 U	0.01 U
Barium	mg/L	**0.0592**	**0.0755**	**0.0528**	**0.0504**	**0.0471**	**0.0485**	**0.0545**	**0.0758**	**0.0499**	**0.0602**	**0.0757**	**0.13**	**0.068**	**0.047**	**0.059**	**0.078**	**0.066**	**0.066**	**0.072**	**0.056**	**0.083**	**0.0542**	--	**0.0516**	**0.0311**	**0.0415**	0.2 U	**0.0139**	**0.14**	**0.14**	**0.14**	**0.18**	**0.17**	**0.17**
Beryllium	mg/L	< 0.004	< 0.004	< 0.004	< 0.004	< 0.004	< 0.004	< 0.01	< 0.0100	< 0.0100	< 0.0100	< 0.0100	< 0.0040	< 0.0040	< 0.00020	< 0.00020	**0.00025 J**	< 0.0040	< 0.0040	< 0.0040	< 0.0040	< 0.0040	< 0.0100	--	< 0.010	< 0.010	0.01 U	0.005 U	0.004 U	0.004 U	0.004 U	0.004 U	0.004 U	0.004 U	**0.0019 B**
Cadmium	mg/L	< 0.005	< 0.005	< 0.005	< 0.005	< 0.005	< 0.005	< 0.005	< 0.0050	< 0.0050	< 0.0050	< 0.0050	< 0.0050	< 0.0050	< 0.0020	< 0.0020	**0.0045 J**	< 0.0050	< 0.0050	< 0.0050	< 0.0050	< 0.0050	< 0.0050	--	< 0.005	< 0.005	0.005 U	0.002 U	0.005 U	0.005 U	0.005 U	0.005 UJ	0.005 U	0.005 U	0.005 U
Calcium metal	mg/L	--	--	--	--	--	--	--	--	--	--	--	--	--	--	--	--	--	--	--	--	--	--	--	--	--	--	**40.5**	**41.7**	**50**	**52**	**48**	**63**	**59**	**56**
Chromium	mg/L	< 0.01	< 0.01	< 0.01	< 0.01	< 0.01	< 0.01	< 0.01	< 0.0100	< 0.0100	< 0.0100	< 0.0100	< 0.010	< 0.010	**0.0040 J**	**0.013**	**0.0079 J**	**0.0042 J**	< 0.010	< 0.010	0.013	**0.0055 J**	< 0.0100	--	**0.0117**	< 0.010	0.01 U	0.005 U	**0.101**	0.01 U	0.01 U	0.01 UJ	0.01 U	0.01 U	0.01 U
Cobalt	mg/L	--	--	--	--	--	--	--	--	--	--	--	--	--	--	--	--	--	--	--	--	--	--	--	--	--	--	**0.0626**	**0.0917**	0.01 U	0.01 U	0.01 UJ	**0.015**	**0.014**	**0.013**
Copper	mg/L	< 0.01	< 0.01	< 0.01	< 0.01	< 0.01	< 0.01	< 0.01	< 0.0100	< 0.0100	< 0.0100	< 0.0100	< 0.020	< 0.020	< 0.0019	< 0.0019	< 0.0019	**0.0022 J**	< 0.020	< 0.020	< 0.020	< 0.020	< 0.0100	--	< 0.010	< 0.010	0.01 U	0.025 U	0.02 U	0.02 U	0.02 U	0.02 U	**0.0016 B**	0.02 U	0.02 U
Cyanide	mg/L	< 0.01	< 0.01	< 0.01	< 0.01	< 0.01	< 0.01	< 0.01	< 0.010	< 0.010	< 0.010	< 0.010	< 0.010	< 0.010	< 0.0050	**0.0090 J**	< 0.0050	< 0.010	< 0.010	< 0.010	< 0.010	< 0.010	< 0.010	--	< 0.010	< 0.010	0.01 U	0.01 U	0.01 U	0.01 U	0.01 U	0.015 U	0.01 U	0.01 U	0.01 U
Lead	mg/L	< 0.01	< 0.01	< 0.01	< 0.01	< 0.01	< 0.01	< 0.01	< 0.0100	< 0.0100	< 0.0100	< 0.0100	< 0.010	< 0.010	< 0.0040	< 0.0040	< 0.0040	< 0.010	< 0.010	< 0.010	**0.0029 J**	< 0.0050	< 0.0100	--	< 0.010	< 0.010	0.01 U	0.003 U	0.005 U	0.005 U	0.005 U	0.005 UJ	0.005 U	0.005 U	**0.0016 B**
Magnesium	mg/L	--	--	--	--	--	--	--	--	--	--	--	--	--	--	--	--	--	--	--	--	--	--	--	--	--	--	**34.3**	**34.2**	**43**	**43**	**43**	**53**	**51**	**49**
Mercury	mg/L	< 0.0002	< 0.0002	< 0.0002	< 0.0002	< 0.0002	< 0.0002	< 0.0002	< 0.00020	< 0.00020	< 0.00020	< 0.00020	< 0.00020	< 0.00020	< 0.000091	< 0.000091	< 0.000091	< 0.00020	< 0.00020	< 0.00020	< 0.00020	< 0.00020	< 0.00020	--	< 0.0002	< 0.0002	0.0002 U	0.0002 U	0.0002 U	0.0002 U	0.0002 U	0.0002 U	0.0002 U	0.0002 U	0.00020 U
Nickel	mg/L	< 0.02	< 0.02	< 0.02	< 0.02	< 0.02	< 0.02	< 0.02	< 0.0200	< 0.0200	< 0.0200	< 0.0200	< 0.040	< 0.040	**0.0070 J**	**0.0036 J**	**0.0068 J**	**0.0092 J**	< 0.040	< 0.040	**0.0021 J**	**0.0071 J**	< 0.0200	--	< 0.02	< 0.02	0.02 U	0.04 U	0.04 U	0.04 U	0.04 U	0.04 UJ	**0.0066 B**	**0.0054 B**	**0.0063 B**
Potassium	mg/L	--	--	--	--	--	--	--	--	--	--	--	--	--	--	--	--	--	--	--	--	--	--	--	--	--	--	5 U	**5.34**	**1.3**	**1.2**	**1.3**	**1.6**	**1.5**	**1.5**
Selenium	mg/L	< 0.02	< 0.02	< 0.02	< 0.02	< 0.02	< 0.02	< 0.02	< 0.0200	< 0.0200	< 0.0200	< 0.0200	< 0.020	< 0.020	< 0.0064	**0.0099 J**	< 0.0064	< 0.020	< 0.020	< 0.020	**0.0066 J**	**0.0097 J**	< 0.0200	--	< 0.02	< 0.02	0.02 U	**0.0097**	**0.019**	0.01 U	0.01 U	0.01 U	0.01 U	0.01 U	0.01 U
Sodium	mg/L	--	--	--	--	--	--	--	--	--	--	--	--	--	--	--	--	--	--	--	--	--	--	--	--	--	--	**81.8**	**75.5**	**150**	**140**	**130**	**160**	**130**	**130**
Thallium	mg/L	< 0.002	< 0.002	< 0.002	< 0.002	< 0.002	< 0.002	< 0.02	< 0.0200	< 0.0200	< 0.0200	< 0.0200	< 0.0010	< 0.0010	< 0.00025	< 0.00025	< 0.00025	< 0.0010	< 0.0010	< 0.0010	< 0.0010	< 0.0010	< 1.00	--	< 1.00	< 1	0.001 U	0.001 U	0.001 U	0.002 U	0.001 U	0.002 U	0.002 UWN	0.002 U	0.002 U
Vanadium (fume or dust)	mg/L	**0.0199**	**0.0228**	**0.015**	**0.0112**	**0.0157**	**0.0196**	**0.0176**	**0.0607**	**0.0135**	**0.0374**	**0.0155**	**0.016**	< 0.010	**0.0075 J**	**0.019**	**0.012**	**0.019**	**0.028**	**0.023**	**0.017**	**0.0110 J**	**0.0194**	--	**0.0163**	**0.0246**	**0.0319**	**0.0601**	**0.484**	0.01 U	0.01 U	0.01 UJ	**0.0052 B**	**0.0034 B**	**0.0034 B**
Zinc	mg/L	< 0.02	< 0.02	< 0.02	< 0.02	< 0.02	**0.0232**	< 0.02	**0.0312**	< 0.0200	< 0.0200	< 0.0200	< 0.020	< 0.020	**0.016 J**	**0.019 J**	**0.029**	**0.011 J**	< 0.020	< 0.020	**0.011 J**	0.011	< 0.0200	--	< 0.02	< 0.02	0.02 U	**0.0475**	**0.079**	0.02 U	0.02 U	**0.03**	**0.015 B**	**0.017 B**	**0.015 B**

Notes:
ISCO - *in-situ* chemical oxidation

Data Qualifier Defintions:
-- - Not analyzed
B (Inorganics) - Estimated analyte concentration
D - Analyte concentration reported from secondary dilution
DB - Analyte concentration reported from secondary dilution; analyte detected in method blank
H - Holding time exceeded for sample
J - Estimated analyte concentration
JB (Organic) - Estimated analyte concentration; analyte detected in method blank
Bold = Exceeds the laboratory detection limit
JM (Organic) - Estimated analyte concentration; spike sample recovery outside control limits
M (Organic) - Spike sample recovery outside control limits
N - Spike sample recovery outside of control limits
R - Sample data results rejected due to deficiencies in the ability to meet quality control standards
< - Analyte not detected at referenced detection limit
U - Analyte not detected at referenced detection limit
UJ - Analyte not detected; low method bias and/or matrix interference
UN - Analyte not detected; spiked sample recovery outside of control limits
UR - Analyte not detected; data rejected
UWN - Analyte not detected; post digestion spike and spike sample recovery outside control limits

Appendix E-1
Summary of Historical Groundwater Sampling Data - Alluvium, Galliard, and Saprolite Monitoring Wells
January 2001 through January 2019
Atlanta Gas Light Company
Former Manufactured Gas Plant Site
Augusta, Georgia

Chemical Name	Location ID	MW-206	MW-206	MW-206	MW-206	MW-206	MW-206	MW-206	MW-206	MW-206	MW-206	MW-206	MW-206	MW-206	MW-206	MW-206	MW-206	MW-206	MW-206	MW-206	MW-206	MW-206	MW-206	MW-206	MW-206	MW-206	MW-206	MW-206	MW-206	MW-206	MW-206	MW-206	MW-206	MW-206	MW-206	MW-206	MW-206
	Sample Date	1/23/2019	7/19/2018	1/24/2018	7/25/2017	1/24/2017	7/26/2016	1/19/2016	7/30/2015	1/14/2015	7/16/2014	1/14/2014	7/10/2013	1/10/2013	7/26/2012	1/23/2012	7/6/2011	1/19/2011	7/14/2010	1/6/2010	7/28/2009	7/28/2009 DUP	1/15/2009	7/22/2008	1/8/2008	8/21/2007**	8/21/2007 DUP	7/11/2007	2/15/2007	7/13/2006	1/14/2006	7/21/2005	1/19/2005	7/14/2004	1/24/2004	1/17/2003	7/10/2002	4/3/2002	1/21/2002	7/12/2001	1/19/2001
	Unit	Post-ISCO																									Pre-ISCO											
Field Parameters																																							
Conductivity	mS/cm	0.625	0.6	0.683	0.593	0.545	0.579	0.508	680	0.711	0.66	0.637	0.583	0.536	5.810	0.585	0.607	14.56	0.696	0.664	0.755	0.755	5.16	0.602	0.568	0.342	--	--	0.497	0.456	0.377	--	--	--	--	--	--	--	--	--
Dissolved Oxygen (YSI)	mg/L	1.23	0.25	0.99	0.19	1.38	0.29	2.06	1.93	7.73	3.29	3.82	1.91	3.17	2.48	9.59	5.80	9.05	4.27	21.57	9.57	9.57	6.5	2.67	3.05	5.44	--	--	5.42	0.99	0.19	--	--	--	--	--	--	--	--	--
Oxidation Reduction Potential	mV	-41.2	47.9	-52.3	-38.2	-46.1	-43.6	-44.9	242.6	42.6	-45.7	-46.2	-39.1	-39.2	-9.0	13.2	-21.1	175	132	12.7	145.1	145.1	-30.3	-158.4	-89.2	-50.7	--	--	15.1	-31.9	-20.4	--	--	--	--	--	--	--	--	--
pH	SU	7.09	7.25	6.8	6.95	6.84	6.8	6.79	6.92	8.29	7.09	7.59	6.58	6.55	6.43	9.37	6.98	0.643	7.25	10.24	7.37	7.37	0.78	8.41	7.61	9.79	--	--	8.42	6.13	6.14	--	--	--	--	--	--	--	--	--
Temperature	Celsius	20.31	22.88	18.97	22.62	21.98	21.56	20.04	28	12.40	24.26	19.70	20.61	23.55	30.20	16.03	22.39	19.63	24.18	16.34	30.78	30.78	19.9	25.03	21.72	23.36	--	--	22.18	17.79	23.35	--	--	--	--	--	--	--	--	--
Turbidity	NTU	0.56	0.98	4.57	1.32	1.05	4.01	7.5	17.1	8.75	249	23.20	9.72	9.96	7	1.68	5.97	15.6	4.93	3.85	18	18	9.9	10.8	14.5	29.8	--	--	72.3	0.62	3.23	--	--	--	--	--	--	--	--	--
Monitored Natural Attenuation Parameters																																							
Carbon Dioxide	µg/L	--	--	--	--	--	--	--	--	319	296	317	268	76	62	73 B	720 B	33 J	710 B	< 50	400 *	380 *	87	32 J	< 1000	--	--	< 1000	--	120	--	--	--	--	--	--	--	--	--	--
Iron	mg/L	--	--	--	--	--	--	--	--	--	--	--	--	--	--	--	--	--	--	--	--	--	--	--	--	--	--	--	8.64	11.2	7.35	9.9	7.5	11	23	11	--	12	9.4	11 N
Iron, as Ferrous (Fe+2)	mg/L	--	--	--	--	--	--	--	--	< 0.100	0.923	1.96	0.352	0.83 HF	0.56 HF	0.037 J HF	< 0.025 HF	0.044 JHF	0.081 JHF	< 0.10 HF	< 0.10 HF	< 0.10 HF	< 0.10 HF	< 0.10	< 0.10	--	--	0.59	24.8	8.6	--	--	--	--	--	--	--	--	--	--	--
Manganese, Total	mg/L	--	--	--	--	--	--	--	--	--	--	--	--	--	--	--	--	--	--	--	--	--	--	--	--	--	--	--	--	0.402	0.382	0.416	0.39	0.47	0.39	0.49	0.52	--	0.49	0.56	0.51
Manganese, Dissolved	mg/L	--	--	--	--	--	--	--	--	--	--	--	--	--	--	--	--	--	--	--	--	--	--	--	--	--	--	--	--	0.354	--	--	--	--	--	--	--	--	--	--
Methane	µg/L	--	--	--	--	--	--	--	--	7	330	340	580	150	82	47	140	41	75	49	370	< 0.19	700	380	1,300	--	--	680	1,000	450	--	--	--	--	--	--	--	--	--	--	--
Nitrate	mg/L	--	--	--	--	--	--	--	--	< 0.25	< 0.25	<0.25	<0.25	< 0.25	< 0.25	0.14 J	0.085 J	1.2	0.87 J	4.2	3.4	3.7	1.1	< 0.50	< 12	--	--	< 0.25	< 0.25	0.25 U	--	--	--	--	--	--	--	--	--	--	--
Nitrogen	mg/L	--	--	--	--	--	--	--	--	--	--	--	--	--	--	--	--	--	--	--	--	--	--	--	--	--	--	--	18	--	--	--	--	--	--	--	--	--	--
Nitrogen, ammonia (as N)	mg/L	--	--	--	--	--	--	--	--	--	--	--	--	--	--	--	--	--	--	--	--	--	--	--	--	--	--	--	0.36	--	--	--	--	--	--	--	--	--	--
Oxygen	mg/L	--	--	--	--	--	--	--	--	9.41 H	6.32 H	7.02 H	7.91 H	7.0	6.8	1.7	1.7	1.9	1.6	2.0	1.6	1.6	2.1	1.3	3.8	--	--	7.0	1.7	2.7	--	--	--	--	--	--	--	--	--	--	--
Sulfate	mg/L	--	--	--	--	--	--	--	--	6.8	4.6	7.2	4.8	5.6	5.6	7.6	9.2	14	12	17	23	22	24	7.1	< 50	--	--	6.5	4.8	5.3	--	--	--	--	--	--	--	--	--	--	--
Sulfide	mg/L	--	--	--	--	--	--	--	--	--	--	--	--	--	--	--	--	--	--	--	--	--	--	--	--	--	--	--	--	2 U	--	--	--	--	--	--	--	--	--	--
Volatile Organic Compounds																																								
Acetone	µg/L	< 50	< 50	< 50	< 50	< 50	< 50	< 50	< 50	< 50	< 50	< 50	< 50	< 100	< 100	< 5.0	< 5.0	< 5.0	**9.7 J**	< 100	< 100	< 100	**57 J**	**15.0 J**	< 50	< 50	< 50	--	< 50	< 50	10 U	25 U	25 U	25 U	25 U	25 U	25 U	--	25 U	25 U	25 U
Benzene	µg/L	< 5.0	< 5.0	< 5.0	< 5.0	< 5.0	**120**	< 5.0	< 5.0	< 50	< 5.0	< 5.0	< 5.0	**6.9**	< 5.0	< 0.25	< 0.25	< 0.25	< 5.0	< 5.0	< 5.0	< 5.0	**9.6**	**7.5**	**240**	**220**	**210**	--	**120**	< 5	**29**	**48**	1.0 U	1.0 U	1.0 U	1.0 U	1.0 U	1.0 U	**0.16 J**	1.0 U
Carbon Disulfide	µg/L	< 5.0	< 5.0	< 5.0	< 5.0	< 5.0	< 5.0	< 5.0	< 5.0	< 250	< 5.0	< 5.0	< 5.0	< 5.0	< 5.0	< 0.60	< 0.60 *	< 0.60	< 5.0	< 5.0	< 5.0	< 5.0	< 5.0	< 5.0	< 5.0	< 5.0	< 5.0	--	< 5	< 5	1.0 U	1.0 U	1.0 U	1.0 U	1.0 U	1.0 U	1.0 U	--	1.0 U	1.0 U	1.0 U
Ethylbenzene	µg/L	< 5.0	< 5.0	< 5.0	< 5.0	< 5.0	< 5.0	< 5.0	< 5.0	< 250	< 5.0	< 5.0	< 5.0	< 5.0	< 5.0	< 0.11	< 0.11	< 0.11	< 5.0	< 5.0	< 5.0	< 5.0	< 5.0	< 5.0	< 5.0	< 5.0	< 5.0	--	< 5	< 5	1.0 U	1.0 U	1.0 U	1.0 U	1.0 U	1.0 U	1.0 U	1.0 U	1.0 U	1.0 U	1.0 U
Methylene Chloride	µg/L	< 5.0	< 5.0	< 5.0	< 5.0	< 5.0	< 5.0	< 5.0	< 5.0	< 5.0	< 5.0	< 5.0	< 5.0	< 5.0	< 5.0	< 1.0	**3.2 J B** *	< 1.0	< 5.0	< 5.0	< 5.0	< 5.0	< 5.0	< 5.0	< 5.0	< 5.0	< 5.0	--	< 5	< 5	1.0 U	5.0 U	5.0 U	5.0 U	5.0 U	5.0 U	**0.29 J**	5.0 U	5.0 U	5.0 U	5.0 U
Toluene	µg/L	< 5.0	< 5.0	< 5.0	< 5.0	< 5.0	< 5.0	< 5.0	< 5.0	< 250	< 5.0	< 5.0	< 5.0	< 5.0	< 5.0	< 0.33	< 0.33	**1.0 J**	< 5.0	< 5.0	< 5.0	< 5.0	< 5.0	**0.37 J**	< 5.0	< 5.0	< 5.0	--	< 5	< 5	1.0 U	1.0 U	1.0 U	1.0 U	1.0 U	1.0 U	**0.5 J**	1.0 U	1.0 U	1.0 U	1.0 U
Trichloroethylene	µg/L	< 5.0	< 5.0	< 5.0	< 5.0	< 5.0	< 5.0	< 5.0	< 5.0	< 5.0	< 5.0	< 5.0	< 5.0	< 5.0	< 5.0	< 0.13	< 0.13	< 0.13	< 5.0	< 5.0	< 5.0	< 5.0	< 5.0	< 5.0	< 5.0	< 5.0	< 5.0	--	< 5	< 5	1.0 U	1.0 U	1.0 U	1.0 U	1.0 U	1.0 U	**0.47 J**	1.0 U	1.0 U	1.0 U	1.0 U
Xylenes, total	µg/L	< 5.0	< 5.0	< 5.0	< 5.0	< 5.0	< 5.0	< 5.0	< 5.0	< 5.0	< 5.0	< 5.0	< 5.0	< 5.0	< 5.0	< 0.20	< 0.20	< 0.20	< 5.0	< 5.0	< 5.0	< 5.0	< 5.0	< 5.0	< 5.0	< 5.0	< 5.0	--	< 5	< 5	2.0 U	2.0 U	2.0 U	2.0 U	2.0 U	2.0 U	2.0 U	--	2.0 U	2.0 U	2.0 U
Semivolatile Organic Compounds																																								
2-Methylnaphthalene	µg/L	--	--	--	--	--	--	--	--	--	--	--	--	--	--	--	--	--	--	--	--	--	--	--	--	--	--	--	--	< 0.2	< 0.2	< 0.2	< 0.2	< 0.2	< 0.2	< 1.0	< 1.0	--	< 1.0	< 1.0	< 1.0
Acenaphthene	µg/L	< 0.5	< 0.5	< 0.5	< 0.5	< 0.5	< 0.5	< 0.5	< 0.5	< 5.0	< 0.50	< 0.50	< 0.50	< 0.19	< 0.19	< 0.11	< 0.13	< 0.10	< 0.19	< 0.19	< 0.19	< 0.19	< 0.19	< 0.19	< 10	--	--	< 10	< 10	< 10	< 0.2	< 0.2	< 0.2	< 0.2	< 0.2	< 1.0	< 1.0	< 1.0	< 1.0	< 1.0	< 1.0
Acenaphthylene	µg/L	< 1.0	< 1.0	< 1.0	< 1.0	< 1.0	< 1.0	< 1.0	< 1.0	< 1.0	< 1.0	< 1.0	< 1.0	< 0.19	< 0.19	< 0.11	< 0.13	< 0.10	< 0.19	< 0.19	< 0.19	< 0.19	< 0.19	< 0.19	< 10	--	--	< 10	< 10	< 10	< 0.2	< 0.2	< 0.2	< 0.2	< 0.2	< 1.0	< 1.0	< 1.0	< 1.0	< 1.0	< 1.0
Anthracene	µg/L	< 0.05	< 0.05	< 0.05	< 0.05	< 0.05	< 0.05	< 0.05	< 0.05	< 0.050	< 0.050	< 0.050	< 0.050	< 0.19	< 0.19	< 0.11	< 0.13	< 0.10	< 0.19	< 0.19	< 0.19	**< 0.19**	< 0.19	< 0.19	< 10	--	--	< 10	< 10	< 10	< 0.2	< 0.2	< 0.2	< 0.2	< 0.2	< 1.0	< 1.0	< 1.0	< 1.0	< 1.0	< 1.0
Benz(a)anthracene	µg/L	< 0.05	< 0.05	< 0.05	< 0.05	< 0.05	< 0.05	< 0.05	< 0.05	< 0.050	< 0.050	< 0.050	< 0.050	< 0.19	< 0.19	< 0.11	< 0.13	< 0.10	< 0.19	< 0.19	< 0.19	< 0.19	< 0.19	< 0.19	< 0.050	--	--	< 0.05	< 0.05	< 0.05	< 0.2	< 0.2	< 0.2	< 0.2	< 0.2	< 1.0	< 1.0	< 1.0	< 1.0	< 1.0	**0.75 J**
Benzo(a)pyrene	µg/L	< 0.05	< 0.05	< 0.05	< 0.05	< 0.05	< 0.05	< 0.05	< 0.05	< 0.050	< 0.050	< 0.050	< 0.050	< 0.19	< 0.19	< 0.11	< 0.13	< 0.10	< 0.19	< 0.19	< 0.19	< 0.19	< 0.19	< 0.19	< 0.050	--	--	< 0.05	< 0.05	< 0.05	< 0.2	< 0.2	< 0.2	< 0.2	< 0.2	< 1.0	< 1.0	< 1.0	< 1.0	< 1.0	< 1.0
Benzo(b)fluoranthene	µg/L	< 0.1	< 0.1	< 0.1	< 0.1	< 0.1	< 0.1	< 0.1	< 0.1	< 0.10	< 0.10	< 0.10	< 0.10	< 0.19	< 0.19	< 0.11	< 0.13	< 0.10	< 0.19	< 0.19	< 0.19	< 0.19	< 0.19	< 0.19	< 0.10	--	--	< 0.1	< 0.1	< 0.1	< 0.2	< 0.2	< 0.2	< 0.2	< 0.2	< 1.0	< 1.0	< 1.0	< 1.0	< 1.0	< 1.0
Benzo(g,h,i)perylene	µg/L	< 0.1	< 0.1	< 0.1	< 0.1	< 0.1	< 0.1	< 0.1	< 0.1	< 0.10	< 0.10	< 0.10	< 0.10	< 0.19	< 0.19	< 0.11	< 0.13	< 0.10	< 0.19	< 0.19	< 0.19	< 0.19	< 0.19	< 0.19	< 10	--	--	< 10	< 10	< 10	< 0.2	< 0.2	< 0.2	< 0.2	< 0.2	< 1.0	< 1.0	< 1.0	< 1.0	< 1.0	< 1.0
Benzo(k)fluoranthene	µg/L	< 0.05	< 0.05	< 0.05	< 0.05	< 0.05	< 0.05	< 0.05	< 0.05	< 0.050	< 0.050	< 0.050	< 0.050	< 0.19	< 0.19	< 0.11	< 0.13	< 0.10	< 0.19	< 0.19	< 0.19	< 0.19	< 0.19	< 0.19	< 10	--	--	< 10	< 10	< 10	< 0.2	< 0.2	< 0.2	< 0.2	< 0.2	< 1.0	< 1.0	< 1.0	< 1.0	< 1.0	< 1.0
Chrysene	µg/L	< 0.05	< 0.05	< 0.05	< 0.05	< 0.05	< 0.05	< 0.05	< 0.05	< 0.050	< 0.050	< 0.050	< 0.050	< 0.19	< 0.19	< 0.048	< 0.057	< 0.045	< 0.19	< 0.19	< 0.19	< 0.19	< 0.19	< 0.19	< 0.050	--	--	< 0.05	< 0.05	< 0.05	< 0.2	< 0.2	< 0.2	< 0.2	< 0.2	< 1.0	< 1.0	< 1.0	< 1.0	< 1.0	**0.93 J**
Dibenz(a,h)anthracene	µg/L	< 0.1	< 0.1	< 0.1	< 0.1	< 0.1	< 0.1	< 0.1	< 0.1	< 0.10	< 0.10	< 0.10	< 0.10	< 0.19	< 0.19	< 0.11	< 0.13	< 0.10	< 0.19	< 0.19	< 0.19	< 0.19	< 0.19	< 0.19	< 0.10	--	--	< 0.1	< 0.1	< 0.1	< 0.2	< 0.2	< 0.2	< 0.2	< 0.2	< 1.0	< 1.0	< 1.0	< 1.0	< 1.0	< 1.0
Dibenzofuran	µg/L	--	--	--	--	--	--	--	--	--	--	--	--	--	--	--	--	--	--	--	--	--	--	--	--	--	--	--	--	< 0.2	< 0.2	< 0.2	< 0.2	< 0.2	< 0.2	< 1.0	< 1.0	--	< 1.0	< 1.0	< 1.0
Fluoranthene	µg/L	< 0.1	< 0.1	< 0.1	< 0.1	< 0.1	< 0.1	< 0.1	< 0.1	< 0.10	< 0.10	< 0.10	< 0.10	< 0.19	< 0.19	< 0.11	< 0.13	< 0.10	< 0.19	< 0.19	< 0.19	< 0.19	< 0.19	< 0.19	< 10	--	--	< 10	< 10	< 10	< 0.2	< 0.2	< 0.2	< 0.2	< 0.2	< 1.0	< 1.0	< 1.0	< 1.0	< 1.0	< 1.0
Fluorene	µg/L	< 0.1	< 0.1	< 0.1	< 0.1	< 0.1	< 0.1	< 0.1	< 0.1	< 0.10	< 0.10	< 0.10	< 0.10	< 0.19	< 0.19	< 0.11	< 0.13	< 0.10	< 0.19	< 0.19	< 0.19	< 0.19	< 0.19	< 0.19	< 10	--	--	< 10	< 10	< 10	< 0.2	< 0.2	< 0.2	< 0.2	< 0.2	< 1.0	< 1.0	< 1.0	< 1.0	< 1.0	< 1.0
Indeno(1,2,3-cd)pyrene	µg/L	< 0.05	< 0.05	< 0.05	< 0.05	< 0.05	< 0.05	< 0.05	< 0.05	< 0.050	< 0.050	< 0.050	< 0.050	< 0.19	< 0.19	< 0.11	< 0.13	< 0.10	< 0.19	< 0.19	< 0.19	< 0.19	< 0.19	< 0.19	< 0.050	--	--	< 0.05	< 0.05	< 0.05	< 0.2	< 0.2	< 0.2	< 0.2	< 0.2	< 1.0	< 1.0	< 1.0	< 1.0	< 1.0	< 1.0
Naphthalene	µg/L	< 0.5	< 0.5	< 0.5	< 0.5	< 0.5	< 0.5	< 0.5	< 0.5	**1.8**	**0.94**	< 0.50	< 0.50	**0.97**	< 0.19	**0.27**	**0.57**	**0.25**	< 0.19	<0.19	**0.24**	**0.32**	**0.18 J**	**0.42**	< 10	--	--	< 10	< 10	< 10	< 0.2	< 0.2	< 0.2	< 0.2	< 0.2	< 1.0	< 1.0	< 1.0	< 1.0	< 1.0	< 1.0
Phenanthrene	µg/L	< 0.05	< 0.05	< 0.05	< 0.05	< 0.05	< 0.05	**0.067**	< 0.05	< 0.50	< 0.050	< 0.050	< 0.050	< 0.19	< 0.19	< 0.11	< 0.13	< 0.10	< 0.19	< 0.19	< 0.19	< 0.19	< 0.19	< 0.19	< 10	--	--	< 10	< 10	< 10	< 0.2	< 0.2	< 0.2	< 0.2	< 0.2	< 1.0	< 1.0	< 1.0	< 1.0	< 1.0	< 1.0
Pyrene	µg/L	< 0.05	< 0.05	< 0.05	< 0.05	< 0.05	< 0.05	< 0.05	< 0.05	< 0.050	< 0.050	< 0.050	< 0.050	< 0.19	< 0.19	< 0.11	< 0.13	< 0.10	< 0.19	< 0.19	< 0.19	< 0.19	**0.022 J**	< 0.19	< 10	--	--	< 10	< 10	< 10	< 0.2	< 0.2	< 0.0002	< 0.2	< 0.2	< 1.0	< 1.0	< 1.0	< 1.0	< 1.0	< 1.0
Inorganic Compounds																																								
Aluminum (fume or dust)	mg/L	--	--	--	--	--	--	--	--	--	--	--	--	--	--	--	--	--	--	--	--	--	--	--	--	--	--	--	--	0.2 U	0.2 U	0.2 U	0.2 U	0.2 U	0.2 U	**2.6**	**0.084 B**	--	0.2 U	**0.082 B**	0.2 U
Antimony	mg/L	< 0.006	< 0.006	< 0.006	< 0.006	< 0.006	< 0.006	< 0.006	< 0.02	< 0.0200	< 0.0200	< 0.0200	< 0.0200	< 0.020	< 0.020	< 0.0053	< 0.0053	< 0.0053	< 0.020	< 0.020	< 0.020	< 0.020	< 0.020	< 0.020	< 0.0200	--	--	< 0.02	< 0.02	< 0.02	0.01 U	0.006 U	0.02 U	0.006 U	0.02 U	0.02 U	0.02 U	--	0.02 U	0.02 U	0.02 U
Arsenic	mg/L	< 0.05	< 0.05	< 0.05	< 0.05	< 0.05	< 0.05	< 0.05	< 0.05	< 0.0500	< 0.0500	< 0.0500	< 0.0500	< 0.020	< 0.020	< 0.0046	< 0.0046	< 0.0046	< 0.020	< 0.020	< 0.020	< 0.020	< 0.020	< 0.010	< 0.0500	--	--	< 0.05	< 0.05	< 0.05	0.01 U	0.01 U	0.01 U	0.01 U	0.01 U	**0.0063 B**	0.01 U	--	0.01 U	0.01 U	0.01 U
Barium	mg/L	**0.384**	**0.369**	**0.451**	**0.337**	**0.262**	**0.291**	**0.312**	**0.276**	**0.201**	**0.269**	**0.270**	**0.315**	**0.25**	**0.28**	**0.14**	**0.24**	**0.16**	**0.23**	**0.10**	**0.21**	**0.22**	**0.3**	**0.28**	**0.183**	--	--	**0.255**	**0.329**	**0.344**	**0.343**	**0.314**	**0.33**	**0.35**	**0.33**	**0.41**	**0.33**	--	**0.35**	**0.34**	**0.33**
Beryllium	mg/L	< 0.004	< 0.004	< 0.004	< 0.004	< 0.004	< 0.004	< 0.004	< 0.01	< 0.0100	< 0.0100	< 0.0100	< 0.0100	< 0.0040	< 0.0040	< 0.00020	< 0.00020	**0.00028 J**	< 0.0040	< 0.0040	< 0.0040	< 0.0040	< 0.0040	< 0.0040	< 0.0100	--	--	< 0.010	< 0.010	< 0.01	0.005 U	0.004 U	0.004 U	0.004 U	0.004 U	0.004 U	0.004 U	--	0.004 U	0.004 U	0.004 U
Cadmium	mg/L	< 0.005	< 0.005	< 0.005	< 0.005	< 0.005	< 0.005	< 0.005	< 0.005	< 0.0050	< 0.0050	< 0.0050	< 0.0050	< 0.0050	< 0.0050	< 0.0020	< 0.0020	**0.0025 J**	< 0.0050	< 0.0050	< 0.0050	< 0.0050	< 0.0050	< 0.0050	< 0.0050	--	--	< 0.005	< 0.005	< 0.005	0.002 U	0.005 U	0.005 U	0.005 U	0.005 U	**0.0011 B**	**0.00084 B**	--	0.005 U	0.005 U	0.005 U
Calcium metal	mg/L	--	--	--	--	--	--	--	--	--	--	--	--	--	--	--	--	--	--	--	--	--	--	--	--	--	--	--	--	**21.7**	**18.3**	**21**	**23**	**23**	**22**	**21**	--	**22**	**23**	**21**
Chromium	mg/L	< 0.01	< 0.01	< 0.01	< 0.01	< 0.01	< 0.01	< 0.01	< 0.01	< 0.0100	< 0.0100	< 0.0100	< 0.0100	< 0.010	< 0.010	< 0.0012	< 0.0012	**0.0029 J**	**0.0012 J**	< 0.010	< 0.010	< 0.010	**0.016**	**0.0066 J**	< 0.0100	--	--	< 0.010	< 0.010	< 0.01	0.005 U	0.01 U	0.01 U	0.01 U	0.01 U	**0.0073 B**	0.01 U	--	0.01 U	0.01 U	0.01 U
Cobalt	mg/L	--	--	--	--	--	--	--	--	--	--	--	--	--	--	--	--	--	--	--	--	--	--	--	--	--	--	--	--	0.007 U	0.01 U	0.01 U	0.01 U	0.01 U	0.01 U	**0.0077 B**	**0.0045 B**	--	**0.0048 B**	**0.0064 B**	**0.0046 B**
Copper	mg/L	< 0.01	< 0.01	< 0.01	< 0.01	< 0.01	< 0.01	< 0.01	< 0.01	< 0.0100	< 0.0100	< 0.0100	< 0.0100	< 0.020	< 0.020	< 0.0019	< 0.0019	**0.0037 JB**	< 0.020	< 0.020	< 0.020	< 0.020	**0.0042 J**	< 0.020	< 0.0100	--	--	< 0.010	< 0.010	< 0.01	0.025 U	0.02 U	0.02 U	0.02 U	0.02 U	**0.0089 B**	**0.00092 B**	--	**0.0012 B**	0.02 U	0.02 U
Cyanide	mg/L	< 0.01	< 0.01	< 0.01	< 0.01	< 0.01	< 0.01	< 0.01	< 0.01	< 0.010	< 0.010	< 0.010	< 0.010	< 0.010	< 0.010	< 0.0050	**0.011**	< 0.0050	< 0.010	< 0.010	< 0.010	< 0.010	< 0.010	< 0.010	< 0.010	--	--	< 0.010	< 0.010	< 0.01	0.01 U	0.01 U	0.01 U	0.01 U	0.01 U	0.01 U	0.01 U	--	0.01 U	0.01 U	0.01 U
Lead	mg/L	< 0.01	< 0.01	< 0.01	< 0.01	< 0.01	< 0.01	< 0.01	< 0.01	< 0.0100	< 0.0100	< 0.0100	< 0.0100	< 0.010	< 0.010	< 0.0040	< 0.0040	< 0.0040	< 0.010	< 0.010	< 0.010	< 0.010	< 0.0050	< 0.0050	< 0.0100	--	--	< 0.010	< 0.010	< 0.01	0.003 U	0.005 U	0.005 U	0.005 U	0.005 U	**0.0038 B**	0.005 U	--	0.005 U	0.005 U	0.005 U
Magnesium	mg/L	--	--	--	--	--	--	--	--	--	--	--	--	--	--	--	--	--	--	--	--	--	--	--	--	--	--	--	--	**16.4**	**12.8**	**15**	**17**	**16**	**16**	**15**	--	**16**	**17**	**15**
Mercury	mg/L	< 0.0002	< 0.0002	< 0.0002	< 0.0002	< 0.0002	< 0.0002	< 0.0002	< 0.0002	< 0.00020	< 0.00020	< 0.00020	< 0.00020	< 0.00020	< 0.00020	< 0.000091	< 0.000091	< 0.000091	< 0.00020	< 0.00020	< 0.00020	< 0.00020	< 0.00020	< 0.00020	< 0.00020	--	--	< 0.0002	< 0.0002	< 0.0002	0.0002 U	0.0002 U	0.0002 U	**0.00024**	0.0002 U	0.0002 U	0.0002 U	--	0.0002 U	0.0002 U	0.00020 U
Nickel	mg/L	< 0.02	< 0.02	< 0.02	< 0.02	< 0.02	< 0.02	< 0.02	< 0.02	< 0.0200	< 0.0200	< 0.0200	< 0.0200	< 0.040	< 0.040	< 0.0023	**0.0025 J**	< 0.0023	< 0.040	< 0.040	< 0.040	< 0.040	**0.0039 J**	< 0.040	< 0.0200	--	--	< 0.02	< 0.02	< 0.02	0.04 U	0.04 U	0.04 U	0.04 U	0.04 U	**0.0075 B**	**0.0048 B**	--	0.04 U	**0.006 B**	0.04 U
Potassium	mg/L	--	--	--	--	--	--	--	--	--	--	--	--	--	--	--	--	--	--	--	--	--	--	--	--	--	--	--	--	5 U	1 U	**1.2**	**1.2**	**1.1**	**1.4**	**1.4**	--	**1.3**	**1.2**	**1.3**
Selenium	mg/L	< 0.02	< 0.02	< 0.02	< 0.02	< 0.02	< 0.02	< 0.02	< 0.02	< 0.0200	< 0.0200	< 0.0200	< 0.0200	< 0.020	< 0.020	< 0.0064	< 0.0064	< 0.0064	< 0.020	< 0.020	< 0.020	< 0.020	< 0.010	< 0.010	< 0.0200	--	--	< 0.02	< 0.02	< 0.02	0.005 U	0.01 U	0.01 U	0.01 U	0.01 U	0.01 U	0.01 U	--	**0.0055 B**	0.01 U	0.01 U
Sodium	mg/L	--	--	--	--	--	--	--	--	--	--	--	--	--	--	--	--	--	--	--	--	--	--	--	--	--	--	--	--	**26.5**	**23.7**	**26**	**30**	**28**	**28**	**26**	--	**28**	**29**	**26**
Thallium	mg/L	< 0.002	< 0.002	< 0.002	< 0.002	< 0.002	< 0.002	<

Appendix E-1
Summary of Historical Groundwater Sampling Data - Alluvium, Galliard, and Saprolite Monitoring Wells
January 2001 through January 2019
Atlanta Gas Light Company
Former Manufactured Gas Plant Site
Augusta, Georgia

Chemical Name	Location ID	MW-207	MW-207	MW-207	MW-207	MW-207	MW-207	MW-207	MW-207	MW-207	MW-207	MW-207	MW-207	MW-207	MW-207	MW-207	MW-207	MW-207	MW-207	MW-207	MW-207	MW-207	MW-207	MW-207	MW-207	MW-207	MW-207	MW-207	MW-207	MW-207	MW-207	MW-207	MW-207	MW-207	MW-207	MW-207
	Sample Date	1/23/2019	7/18/2018	1/23/2018	7/25/2017	1/24/2017	7/26/2016	1/19/2016	7/27/2015	1/12/2015	7/17/2014	1/6/2014	7/8/2013	1/7/2013	7/24/2012	1/16/2012	7/5/2011	1/17/2011	7/14/2010	1/6/2010	7/27/2009	1/15/2009	7/15/2008	1/9/2009	7/10/2007	2/15/2007	7/11/2006	1/11/2006	7/21/2005	1/19/2005	7/16/2004	1/23/2004	7/20/2003	1/20/2003	7/9/2002	1/17/2002	7/11/2001	1/18/2001
	Unit	Post-ISCO																										Pre-ISCO								
Field Parameters																																				
Conductivity	mS/cm	0.534	0.538	0.506	0.508	0.406	0.333	0.546	504	0.513	0.492	0.492	0.532	0.524	0.628	0.523	0.616	0.13	0.603	0.586	0.672	1.01	0.635	0.709	0.531	0.709	0.646	--	--	--	--	--	--	--	--	--	--
Dissolved Oxygen (YSI)	mg/L	0.89	0.17	0.13	0.26	0.49	0.11	0.14	4	0.30	0.86	0.22	0.06	0.14	0.10	4.79	1.43	5.54	0.66	4.48	3.56	5.85	0.39	0.31	0.30	0.78	0.28	--	--	--	--	--	--	--	--	--	--
Oxidation Reduction Potential	mV	-60.8	-29.9	-32.3	-13.1	-17.7	-36.9	-69.5	-50	-56.9	75.6	-57.9	-46.0	2.1	-39.4	170.6	-55.4	-14.8	-71.1	-48.9	-36.9	-35.4	-58	-61.8	-41.9	-47.9	-70.7	--	--	--	--	--	--	--	--	--	--
pH	SU	6.57	7.26	5.46	6.15	6.13	6.02	6.88	6.25	6.05	6.2	6.12	6.28	6.32	5.47	2.48	5.65	0.5	6.02	5.98	6.18	0.589	6.03	6.03	6.10	6.05	6.04	--	--	--	--	--	--	--	--	--	--
Temperature	Celsius	20.23	23.11	21	24.76	20.66	24.27	20.82	32.4	16.15	22.19	18.88	21.67	18.83	24.67	18.81	23.62	17.85	25.44	15.33	26.85	16.77	22.56	21.04	23.31	17.71	23.39	--	--	--	--	--	--	--	--	--	--
Turbidity	NTU	3.34	1.09	8.88	2.67	2.19	3.01	3.09	12.4	2.17	0.57	1.59	7.78	0.53	2.13	2.41	9.6	NA	5.73	9.5	30	3.3	4.83	0.99	4.14	4.47	3.21	--	--	--	--	--	--	--	--	--	--
Monitored Natural Attenuation Parameters																																				
Carbon Dioxide	µg/L	--	--	--	--	--	--	--	--	--	--	--	--	--	--	--	--	--	--	--	--	--	--	--	--	--	--	--	--	--	--	--	--	--	--	--
Iron	mg/L	--	--	--	--	--	--	--	--	--	--	--	--	--	--	--	--	--	--	--	--	--	--	--	--	--	--	65.3	68.7	71	70	75	80	69	78	75	82	75
Iron, as Ferrous (Fe+2)	mg/L	--	--	--	--	--	--	--	--	--	--	--	--	--	--	--	--	--	--	--	--	--	--	--	--	--	--	--	--	--	--	--	--	--	--	--
Manganese, Total	mg/L	--	--	--	--	--	--	--	--	--	--	--	--	--	--	--	--	--	--	--	--	--	--	--	--	--	--	0.94	0.981	1.1	1.2	1.3	1.1	1.2	1.3	1.3 N	1.1 N	1.2
Manganese, Dissolved	mg/L	--	--	--	--	--	--	--	--	--	--	--	--	--	--	--	--	--	--	--	--	--	--	--	--	--	--	--	--	--	--	--	--	--	--	--	--
Methane	µg/L	--	--	--	--	--	--	--	--	--	--	--	--	--	--	--	--	--	--	--	--	--	--	--	--	--	--	--	--	--	--	--	--	--	--	--	--
Nitrate	mg/L	--	--	--	--	--	--	--	--	--	--	--	--	--	--	--	--	--	--	--	--	--	--	--	--	--	--	--	--	--	--	--	--	--	--	--	--
Nitrogen	mg/L	--	--	--	--	--	--	--	--	--	--	--	--	--	--	--	--	--	--	--	--	--	--	--	--	--	--	--	--	--	--	--	--	--	--	--	--
Nitrogen, ammonia (as N)	mg/L	--	--	--	--	--	--	--	--	--	--	--	--	--	--	--	--	--	--	--	--	--	--	--	--	--	--	--	--	--	--	--	--	--	--	--	--
Oxygen	mg/L	--	--	--	--	--	--	--	--	--	--	--	--	--	--	--	--	--	--	--	--	--	--	--	--	--	--	--	--	--	--	--	--	--	--	--	--
Sulfate	mg/L	--	--	--	--	--	--	--	--	--	--	--	--	--	--	--	--	--	--	--	--	--	--	--	--	--	--	--	--	--	--	--	--	--	--	--	--
Sulfide	mg/L	--	--	--	--	--	--	--	--	--	--	--	--	--	--	--	--	--	--	--	--	--	--	--	--	--	--	--	--	--	--	--	--	--	--	--	--
Volatile Organic Compounds																																				
Acetone	µg/L	< 50	< 50	< 50	< 50	< 50	< 50	< 50	< 50	< 50	< 50	< 50	< 50	< 100	< 100	< 5.0	< 5.0	< 5.0	**14 J**	< 100	< 100	< 100	**13 J**	< 50	< 50	< 50	< 50	< 10	< 25	< 25	< 25	< 25	< 25	**26**	< 25	**120**	< 25	< 25
Benzene	µg/L	< 5.0	< 5.0	< 5.0	< 5.0	< 5.0	< 5.0	< 5.0	< 5.0	< 5.0	< 5.0	< 5.0	< 5.0	< 5.0	< 5.0	< 0.25	< 0.25	< 0.25	< 0.25	< 5.0	< 5.0	< 5.0	< 5.0	< 5.0	< 5.0	< 5	< 5	< 5	< 1.0	< 1.0	< 1.0	< 1.0	< 1.0	< 1.0	< 1.0	< 1.0	< 1.0	< 1.0
Carbon Disulfide	µg/L	< 5.0	< 5.0	< 5.0	< 5.0	< 5.0	**11**	< 5.0	< 5.0	< 5.0	< 5.0	< 5.0	< 5.0	< 5.0	< 5.0	< 0.60	< 0.60 *	< 0.60	< 5.0	< 5.0	< 5.0	< 5.0	< 5.0	< 5.0	< 5.0	< 5	< 5	< 5	< 1.0	< 1.0	< 1.0	< 1.0	< 1.0	< 1.0	< 1.0	< 1.0	< 1.0	< 1.0
Ethylbenzene	µg/L	< 5.0	< 5.0	< 5.0	< 5.0	< 5.0	< 5.0	< 5.0	< 5.0	< 5.0	< 5.0	< 5.0	< 5.0	< 5.0	< 5.0	< 0.11	< 0.11	< 0.11	< 0.11	< 5.0	< 5.0	< 5.0	< 5.0	< 5.0	< 5.0	< 5	< 5	< 5	< 1.0	< 1.0	< 1.0	< 1.0	< 1.0	**0.23 J**	< 1.0	< 1.0	< 1.0	< 1.0
Methylene Chloride	µg/L	< 5.0	< 5.0	< 5.0	< 5.0	< 5.0	< 5.0	< 5.0	< 5.0	< 5.0	< 5.0	< 5.0	< 5.0	< 5.0	< 5.0	< 1.0	**3.3 JB ***	< 1.0	< 5.0	< 5.0	< 5.0	< 5.0	< 5.0	< 5.0	< 5.0	< 5	< 5	< 5	< 1.0	< 5.0	< 5.0	< 5.0	< 5.0	< 5.0	< 5.0	< 5.0	< 5.0	< 5.0
Toluene	µg/L	< 5.0	< 5.0	< 5.0	< 5.0	< 5.0	< 5.0	< 5.0	< 5.0	< 5.0	< 5.0	< 5.0	< 5.0	< 5.0	< 5.0	< 0.33	< 0.33	< 0.33	< 5.0	< 5.0	< 5.0	< 5.0	< 5.0	< 5.0	< 5.0	< 5	< 5	< 5	< 1.0	< 1.0	< 1.0	< 1.0	< 1.0	**0.65 J**	< 1.0	< 1.0	< 1.0	< 1.0
Trichloroethylene	µg/L	< 5.0	< 5.0	< 5.0	< 5.0	< 5.0	< 5.0	< 5.0	< 5.0	< 5.0	< 5.0	< 5.0	< 5.0	< 5.0	< 5.0	< 0.13	< 0.13	< 0.13	< 5.0	< 5.0	< 5.0	< 5.0	< 5.0	< 5.0	< 5.0	< 5	< 5	< 5	< 1.0	< 1.0	< 1.0	< 1.0	< 1.0	< 1.0	< 1.0	< 1.0	< 1.0	< 1.0
Xylenes, total	µg/L	< 5.0	< 5.0	< 5.0	< 5.0	< 5.0	< 5.0	< 5.0	< 5.0	< 5.0	< 5.0	< 5.0	< 5.0	< 5.0	< 5.0	< 0.20	< 0.20	< 0.20	< 5.0	< 5.0	< 5.0	< 5.0	< 5.0	< 5.0	< 5.0	< 5	< 5	< 5	< 2.0	< 2.0	< 2.0	< 2.0	< 2.0	**0.17 JB**	< 2.0	< 2.0	< 2.0	< 2.0
Semivolatile Organic Compounds																																				
2-Methylnaphthalene	µg/L	--	--	--	--	--	--	--	--	--	--	--	--	--	--	--	--	--	--	--	--	--	--	--	--	--	--	< 0.2	< 0.2	< 0.2	< 0.2	< 0.2	< 0.2	< 10	< 10	< 10	< 10	< 10
Acenaphthene	µg/L	< 0.5	< 0.5	< 0.5	< 0.5	< 0.5	< 0.5	< 0.5	< 0.5	< 0.50	< 0.50	< 0.50	< 0.50	< 0.20	< 0.21	< 0.10	< 0.11	< 0.099	< 0.19	< 0.19	< 0.20	< 0.19	< 0.20	< 10	< 10	< 10	< 10	< 0.2	< 0.2	< 0.2	< 0.2	< 0.2	< 0.2	< 10	< 10	< 10	< 10	< 10
Acenaphthylene	µg/L	< 1.0	< 1.0	< 1.0	< 1.0	< 1.0	< 1.0	< 1.0	< 1.0	< 1.0	< 1.0	< 1.0	< 1.0	< 0.20	< 0.21	< 0.10	< 0.11	< 0.099	< 0.19	< 0.19	< 0.20	< 0.19	< 0.20	< 10	< 10	< 10	< 10	< 0.2	< 0.2	< 0.2	< 0.2	< 0.2	< 0.2	< 10	< 10	< 10	< 10	< 10
Anthracene	µg/L	< 0.05	< 0.05	< 0.05	< 0.05	< 0.05	< 0.05	< 0.05	< 0.05	< 0.050	< 0.050	< 0.050	< 0.050	< 0.20	< 0.21	< 0.10	< 0.11	< 0.099	< 0.19	< 0.19	< 0.20	< 0.19	< 0.20	< 10	< 10	< 10	< 10	< 0.2	< 0.2	< 0.2	< 0.2	< 0.2	< 0.2	< 10	< 10	< 10	< 10	< 10
Benz(a)anthracene	µg/L	< 0.05	< 0.05	< 0.05	< 0.05	< 0.05	< 0.05	< 0.05	< 0.05	< 0.050	< 0.050	< 0.050	< 0.050	< 0.20	< 0.21	< 0.10	< 0.11	< 0.099	< 0.19	< 0.19	< 0.20	< 0.19	< 0.20	<0.050	< 0.05	< 0.05	< 0.05	< 0.2	< 0.2	< 0.2	< 0.2	< 0.2	< 0.2	< 10	< 10	< 10	< 10	< 10
Benzo(a)pyrene	µg/L	< 0.05	< 0.05	< 0.05	< 0.05	< 0.05	< 0.05	< 0.05	< 0.05	< 0.050	< 0.050	< 0.050	< 0.050	< 0.20	< 0.21	< 0.10	< 0.11	< 0.099	< 0.19	< 0.19	< 0.20	< 0.19	< 0.20	<0.050	< 0.05	< 0.05	< 0.05	< 0.2	< 0.2	< 0.2	< 0.2	< 0.2	< 0.2	< 10	< 10	< 10	< 10	< 10
Benzo(b)fluoranthene	µg/L	< 0.1	< 0.1	< 0.1	< 0.1	< 0.1	< 0.1	< 0.1	< 0.1	< 0.10	< 0.10	< 0.10	< 0.10	< 0.20	< 0.21	< 0.10	< 0.11	< 0.099	< 0.19	< 0.19	< 0.20	< 0.19	< 0.20	<0.10	< 0.1	< 0.1	< 0.1	< 0.2	< 0.2	< 0.2	< 0.2	< 0.2	< 0.2	< 10	< 10	< 10	< 10	< 10
Benzo(g,h,i)perylene	µg/L	< 0.1	< 0.1	< 0.1	< 0.1	< 0.1	< 0.1	< 0.1	< 0.1	< 0.10	< 0.10	< 0.10	< 0.10	< 0.20	< 0.21	< 0.10	< 0.11	< 0.099	< 0.19	< 0.19	< 0.20	< 0.19	< 0.20	< 10	< 10	< 10	< 10	< 0.2	< 0.2	< 0.2	< 0.2	< 0.2	< 0.2	< 10	< 10	< 10	< 10	< 10
Benzo(k)fluoranthene	µg/L	< 0.05	< 0.05	< 0.05	< 0.05	< 0.05	< 0.05	< 0.05	< 0.05	< 0.050	< 0.050	< 0.050	< 0.050	< 0.20	< 0.21	< 0.10	< 0.11	< 0.099	< 0.19	< 0.19	< 0.20	< 0.19	< 0.20	< 10	< 10	< 10	< 10	< 0.2	< 0.2	< 0.2	< 0.2	< 0.2	< 0.2	< 10	< 10	< 10	< 10	< 10
Chrysene	µg/L	< 0.05	< 0.05	< 0.05	< 0.05	< 0.05	< 0.05	< 0.05	< 0.05	< 0.050	< 0.050	< 0.050	< 0.050	< 0.20	< 0.21	< 0.046	< 0.049	< 0.045	< 0.19	< 0.19	< 0.20	< 0.19	< 0.20	<0.050	< 0.05	< 0.05	< 0.05	< 0.2	< 0.2	< 0.2	< 0.2	< 0.2	< 0.2	< 10	< 10	< 10	< 10	< 10
Dibenzo(a,h)anthracene	µg/L	< 0.1	< 0.1	< 0.1	< 0.1	< 0.1	< 0.1	< 0.1	< 0.1	< 0.10	< 0.10	< 0.10	< 0.10	< 0.20	< 0.21	< 0.10	< 0.11	< 0.099	< 0.19	< 0.19	< 0.20	< 0.19	< 0.20	<0.10	< 0.1	< 0.1	< 0.1	< 0.2	< 0.2	< 0.2	< 0.2	< 0.2	< 0.2	< 10	< 10	< 10	< 10	< 10
Dibenzofuran	µg/L	--	--	--	--	--	--	--	--	--	--	--	--	--	--	--	--	--	--	--	--	--	--	--	--	--	--	< 1.0	< 0.2	< 0.2	< 0.2	< 0.2	< 0.2	< 10	< 10	< 10	< 10	< 10
Fluoranthene	µg/L	< 0.1	< 0.1	< 0.1	< 0.1	< 0.1	< 0.1	< 0.1	< 0.1	< 0.10	< 0.10	< 0.10	< 0.10	< 0.20	< 0.21	< 0.10	< 0.11	< 0.099	< 0.19	< 0.19	< 0.20	< 0.19	< 0.20	< 10	< 10	< 10	< 10	< 0.2	< 0.2	< 0.2	< 0.2	< 0.2	< 0.2	< 10	< 10	< 10	< 10	< 10
Fluorene	µg/L	< 0.1	< 0.1	< 0.1	< 0.1	< 0.1	< 0.1	< 0.1	< 0.1	< 0.10	< 0.10	< 0.10	< 0.10	< 0.20	< 0.21	< 0.10	< 0.11	< 0.099	< 0.19	< 0.19	< 0.20	< 0.19	< 0.20	< 10	< 10	< 10	< 10	< 0.2	< 0.2	< 0.2	< 0.2	< 0.2	< 0.2	< 10	< 10	< 10	< 10	< 10
Indeno(1,2,3-cd)pyrene	µg/L	< 0.05	< 0.05	< 0.05	< 0.05	< 0.05	< 0.05	< 0.05	< 0.05	**0.058**	< 0.050	< 0.050	< 0.050	< 0.20	< 0.21	< 0.10	< 0.11	< 0.099	< 0.19	< 0.19	< 0.20	< 0.19	< 0.20	<0.050	< 0.05	< 0.05	< 0.05	< 0.2	< 0.2	< 0.2	< 0.2	< 0.2	< 0.2	< 10	< 10	< 10	< 10	< 10
Naphthalene	µg/L	< 0.5	< 0.5	< 0.5	< 0.5	< 0.5	< 0.5	< 0.5	< 0.5	< 0.50	< 0.50	< 0.50	< 0.50	< 0.20	< 0.21	< 0.10	< 0.11	< 0.099	< 0.19	< 0.19	< 0.20	< 0.19	**0.12 J**	< 10	< 10	< 10	< 10	< 0.2	< 0.2	< 0.2	< 0.2	< 0.2	< 0.2	< 10	< 10	< 10	< 10	< 10
Phenanthrene	µg/L	< 0.05	< 0.05	< 0.05	< 0.05	< 0.05	< 0.05	< 0.05	< 0.05	< 0.050	< 0.050	< 0.050	< 0.050	< 0.20	< 0.21	< 0.10	< 0.11	< 0.099	< 0.19	< 0.19	< 0.20	< 0.19	< 0.20	< 10	< 10	< 10	< 10	< 0.2	< 0.2	< 0.2	< 0.2	< 0.2	< 0.2	< 10	< 10	< 10	< 10	< 10
Pyrene	µg/L	< 0.05	< 0.05	< 0.05	< 0.05	< 0.05	< 0.05	< 0.05	< 0.05	< 0.050	< 0.050	< 0.050	< 0.050	< 0.20	< 0.21	< 0.10	< 0.11	< 0.099	< 0.19	< 0.19	< 0.20	< 0.19	< 0.20	< 10	< 10	< 10	< 10	< 0.2	< 0.2	< 0.2	< 0.2	< 0.2	< 0.2	< 10	< 10	< 10	< 10	< 10
Inorganic Compounds																																				
Aluminum (fume or dust)	mg/L	--	--	--	--	--	--	--	--	--	--	--	--	--	--	--	--	--	--	--	--	--	--	--	--	--	--	< 0.2	< 0.2	< 0.2	< 0.2	< 0.2	< 0.2	< 0.2	< 0.2	< 0.2	< 0.2	**0.11 B**
Antimony	mg/L	< 0.006	< 0.006	< 0.006	< 0.006	< 0.006	< 0.006	< 0.006	< 0.02	< 0.0200	< 0.0200	< 0.0200	< 0.0200	< 0.020	< 0.020	< 0.0053	< 0.0053	< 0.0053	< 0.020	< 0.020	< 0.020	< 0.020	< 0.020	< 0.0200	< 0.02	< 0.02	< 0.02	< 0.01	< 0.006	< 0.02	< 0.006	< 0.02	< 0.02	< 0.02	< 0.02	< 0.02	< 0.02	< 0.02
Arsenic	mg/L	< 0.05	< 0.05	< 0.05	< 0.05	< 0.05	< 0.05	< 0.05	< 0.05	< 0.0500	< 0.0500	< 0.0500	< 0.0500	< 0.020	< 0.020	**0.013 J**	**0.0095 J**	**0.0046 J**	**0.0082 JB**	< 0.020	< 0.020	**0.0063 J**	**0.0100 J**	<0.0500	< 0.05	< 0.05	< 0.05	< 0.01	< 0.01	< 0.01	< 0.01	< 0.01	< 0.01	**0.0048 B**	**0.0075 J**	**0.0087 B**	**0.0064 B**	< 0.01
Barium	mg/L	**0.284**	**0.309**	**0.251**	**0.259**	**0.212**	**0.211**	**0.357**	**0.305**	**0.271**	**0.262**	**0.353**	**0.290**	**0.35**	**0.34**	**0.34**	**0.31**	**0.33**	**0.25**	**0.29**	**0.3**	**0.35**	**0.34**	**0.366**	**0.335**	**0.323**	**0.347**	**0.335**	**0.379**	**0.38**	**0.41**	**0.41**	**0.37**	**0.4**	**0.4**	**0.4**	**0.39**	**0.41**
Beryllium	mg/L	< 0.004	< 0.004	< 0.004	< 0.004	< 0.004	< 0.004	< 0.004	< 0.01	< 0.0100	< 0.0100	< 0.0100	< 0.0100	< 0.0040	< 0.0040	< 0.00020	< 0.00020	**0.00024 J**	< 0.0040	< 0.0040	< 0.0040	< 0.0040	< 0.0040	< 0.0100	< 0.010	< 0.010	< 0.010	< 0.005	< 0.004	< 0.004	< 0.004	< 0.004	< 0.004	< 0.004	< 0.004	**0.00079 B**	< 0.004	< 0.004
Cadmium	mg/L	< 0.005	< 0.005	< 0.005	< 0.005	< 0.005	< 0.005	< 0.005	< 0.005	< 0.0050	< 0.0050	< 0.0050	**0.0062**	< 0.0050	< 0.0050	< 0.0020	< 0.0020	< 0.0020	< 0.0050	< 0.0050	< 0.0050	< 0.0050	< 0.0050	< 0.0050	< 0.005	< 0.005	< 0.005	< 0.002	< 0.005	< 0.005	< 0.005	< 0.005	< 0.005	< 0.005	< 0.005	< 0.005	< 0.005	**0.0022 B**
Calcium metal	mg/L	--	--	--	--	--	--	--	--	--	--	--	--	--	--	--	--	--	--	--	--	--	--	--	--	--	--	**15.4**	**15.6**	**16**	**18**	**19**	**16**	**17**	**17**	**17**	**16**	**17**
Chromium	mg/L	< 0.01	< 0.01	< 0.01	< 0.01	< 0.01	< 0.01	< 0.01	< 0.01	< 0.0100	< 0.0100	< 0.0100	< 0.0100	< 0.010	< 0.010	**0.0016 J**	**0.0030 J**	**0.0022 J**	**0.0021 J**	< 0.010	< 0.010	**0.0020 J**	**0.0019 J**	< 0.0100	< 0.010	< 0.010	< 0.010	< 0.005	< 0.01	< 0.01	< 0.01	< 0.01	< 0.01	< 0.01	< 0.01	< 0.01	< 0.01N	< 0.01
Cobalt	mg/L	--	--	--	--	--	--	--	--	--	--	--	--	--	--	--	--	--	--	--	--	--	--	--	--	--	--	**0.0182**	**0.0178**	**0.019**	**0.018**	**0.017**	**0.02**	**0.018**	**0.02**	**0.019**	**0.018**	**0.02**
Copper	mg/L	< 0.01	< 0.01	< 0.01	< 0.01	< 0.01	< 0.01	< 0.01	< 0.01	< 0.0100	< 0.0100	< 0.0100	< 0.0100	< 0.020	< 0.020	< 0.0019	< 0.0019	< 0.0019	< 0.020	< 0.020	< 0.020	< 0.020	< 0.020	< 0.0100	< 0.010	< 0.010	< 0.010	0.0< 25	< 0.02	< 0.02	< 0.02	< 0.02	< 0.02	**0.0011 B**	< 0.02	< 0.02	< 0.02N	**0.0016 B**
Cyanide	mg/L	< 0.01	< 0.01	< 0.01	**0.029**	< 0.01	< 0.01	< 0.01	< 0.01	< 0.010	< 0.010	< 0.010	< 0.010	< 0.010	**0.012**	**0.0060 J**	**0.017**	< 0.0050	< 0.010	< 0.010	< 0.010	**0.0050 J**	< 0.010	< 0.010	< 0.010	< 0.010	< 0.010	< 0.01	< 0.01	< 0.01	< 0.01	< 0.01	< 0.015	**0.0051 B**	**0.0058 J**	**0.0059 B**	**0.0076 B**	< 0.01
Lead	mg/L	< 0.01	< 0.01	< 0.01	< 0.01	< 0.01	< 0.01	< 0.01	< 0.01	< 0.0100	< 0.0100	< 0.0100	< 0.0100	< 0.010	< 0.010	< 0.0040	< 0.0040	< 0.0040	< 0.010	< 0.010	< 0.010	< 0.0050	< 0.0050	< 0.0100	< 0.010	< 0.010	< 0.010	< 0.003	< 0.005	< 0.005	< 0.005	< 0.005	< 0.005	< 0.005	< 0.005	**0.0015 B**	< 0.005
Magnesium	mg/L	--	--	--	--	--	--	--	--	--	--	--	--	--	--	--	--	--	--	--	--	--	--	--	--	--	--	**18.6**	**17.4**	**18**	**18**	**18**	**16**	**17**	**18**	**18**	**18**	**17**
Mercury	mg/L	< 0.0002	< 0.0002	< 0.0002	< 0.0002	< 0.0002	< 0.0002	< 0.0002	< 0.0002	< 0.00020	< 0.00020	< 0.00020	< 0.00020	< 0.00020	< 0.00020	< 0.000091	< 0.000091	< 0.000091	< 0.00020	< 0.00020	< 0.00020	< 0.00020	< 0.00020	< 0.00020	< 0.0002	< 0.0002	< 0.0002	< 0.0002	< 0.0002	< 0.0002	< 0.0002	< 0.0002	< 0.0002	**0.00014 B**	< 0.0002	< 0.0002	< 0.0002	< 0.0002
Nickel	mg/L	< 0.02	< 0.02	< 0.02	< 0.02	< 0.02	< 0.02	< 0.02	< 0.02	< 0.0200	< 0.0200	< 0.0200	< 0.0200	< 0.040	< 0.040	**0.0076 J**	**0.0056 J**	**0.0074 J**	**0.0031 J**	< 0.040	< 0.040	**0.0070 J**	**0.0065 J**	< 0.0200	< 0.02	< 0.02	0.02 U	< 0.04	< 0.04	< 0.04	< 0.04	< 0.04	< 0.04	**0.0062 B**	**0.0096 J**	**0.0077 B**	**0.0058 B**	**0.0075 B**
Potassium	mg/L	--	--	--	--	--	--	--	--	--	--	--	--	--	--	--	--	--	--	--	--	--	--	--	--	--	--	5 U	**1.26**	**1.6**	**1.8**	**1.8**	**1.8**	**1.6**	**1.7**	**1.8 N**	**1.5**	**1.8**
Selenium	mg/L	< 0.02	< 0.02	< 0.02	< 0.02	< 0.02	< 0.02	< 0.02	< 0.02	< 0.0200	< 0.0200	< 0.0200	< 0.0200	< 0.020	< 0.020	< 0.0064	< 0.0064	< 0.0064	< 0.020	< 0.020	< 0.020	< 0.010	< 0.010	< 0.0200	< 0.02	< 0.02	0.02 U	< 0.005	< 0.01	< 0.01	< 0.01	< 0.01	< 0.01	**0.0061 B**	< 0.01	< 0.01	< 0.01	< 0.01
Sodium	mg/L	--	--	--	--	--	--	--	--	--	--	--	--	--	--	--	--	--	--	--	--	--	--	--	--	--	--	**53**	**51.9**	**49**	**52**	**43**	**50**	**53**	**44**	**40**	**51**	**44**
Thallium	mg/L	< 0.002	< 0.002	< 0.002	< 0.002	< 0.002	< 0.002	< 0.002	< 0.02	< 0.0200	< 0.0200	< 0.0200	< 0.0200	< 0.0010	< 0.0010	< 0.00025	< 0.00025	< 0.00025	< 0.0010	< 0.0010	< 0.0010	< 0.0010	< 0.0010	< 1.00	< 1.00	< 1	< 0.001	< 0.001	< 0.001	< 0.002	< 0.001	< 0.001	< 0.002	< 0.002WN	< 0.002J	< 0.002	< 0.002	< 0.002
Vanadium (fume or dust)	mg/L	< 0.01	< 0.01	< 0.01	< 0.01	< 0.01	< 0.01	< 0.01	< 0.01	< 0.0100	< 0.0100	< 0.0100	< 0.0100	< 0.010	< 0.010	**0.0051 J**	**0.0083 J**	**0.0048 J**	**0.0063**	< 0.010	< 0.010	**0.0045 J**	**0.0060 J**	< 0.0100	< 0.010	**0.103**	< 0.007	< 0.007	< 0.01	< 0.01	< 0.01	< 0.01	< 0.01	**0.0036 B**	< 0.004	**0.0044 B**	**0.0042 B**	< 0.01
Zinc	mg/L	< 0.02	< 0.02	< 0.02	< 0.02	< 0.02	< 0.02	< 0.02	< 0.02	< 0.0200	< 0.0200	< 0.0200	< 0.0200	< 0.020	< 0.020	< 0.0087	< 0.0087	< 0.0087	< 0.020	< 0.020	< 0.020	< 0.020	< 0.020	< 0.0200	< 0.02	< 0.02	< 0.02	< 0.02	< 0.02	< 0.02	< 0.02	< 0.02	**0.03**	< 0.02	< 0.02	**0.035**	< 0.02	**0.0069 B**

Notes:
ISCO - *in-situ* chemical oxidation

Data Qualifier Defintions:
-- - Not analyzed
B (Inorganics) - Estimated analyte concentration
D - Analyte concentration reported from secondary dilution
DB - Analyte concentration reported from secondary dilution; analyte detected in method blank
H - Holding time exceeded for sample
J - Estimated analyte concentration
JB (Organic) - Estimated analyte concentration; analyte detected in method blank
Bold = Exceeds the laboratory detection limit
JM (Organic) - Estimated analyte concentration; spike sample recovery outside control limits
M (Organic) - Spike sample recovery outside control limits
N - Spike sample recovery outside of control limits
R - Sample data results rejected due to deficiencies in the ability to meet quality control standards
< - Analyte not detected at referenced detection limit
UJ - Analyte not detected; low method bias and/or matrix interference
UN - Analyte not detected; spiked sample recovery outside of control limits
UR - Analyte not detected; data rejected
UWN - Analyte not detected; post digestion spike and spike sample recovery outside control limits

25th Semiannual CAER
Page 10 of 30

Appendix E-1
Summary of Historical Groundwater Sampling Data - Alluvium, Galliard, and Saprolite Monitoring Wells
January 2001 through January 2019
Atlanta Gas Light Company
Former Manufactured Gas Plant Site
Augusta, Georgia

Chemical Name	Location ID	MW-211	MW-211	MW-211	MW-211	MW-211	MW-211	MW-211	MW-211	MW-211	MW-211	MW-211	MW-211	MW-211	MW-211	MW-211	MW-211	MW-211	MW-211
	Sample Date	7/23/2009	1/15/2009	7/17/2008	1/9/2008	7/10/2007	2/13/2007	7/14/2006	1/17/2006	7/20/2005	1/19/2005	7/15/2004	1/24/2004	7/16/2003	1/16/2003	7/12/2002	1/21/2002	7/12/2001	1/16/2001
	Unit	Post-ISCO								Pre-ISCO									
Field Parameters																			
Conductivity	mS/cm	0.201	0.84	0.3	0.218	0.3	0.622	0.35	--	--	--	--	--	--	--	--	--	--	--
Dissolved Oxygen (YSI)	mg/L	0.11	5.92	0.37	0.22	0.27	0.14	0.67	--	--	--	--	--	--	--	--	--	--	--
Oxidation Reduction Potential	mV	-83.7	-16.5	-201	-91.0	-92.7	-28.5	-66.7	--	--	--	--	--	--	--	--	--	--	--
pH	SU	6.3	0.307	6.13	6.17	6.18	6.13	6.28	--	--	--	--	--	--	--	--	--	--	--
Temperature	Celsius	22.91	20.41	22.88	21.36	22.30	17.34	21.09	--	--	--	--	--	--	--	--	--	--	--
Turbidity	NTU	5.1	4.3	7.29	9.37	2.80	0.84	4.82	--	--	--	--	--	--	--	--	--	--	--
Monitored Natural Attenuation Parameters																			
Carbon Dioxide	µg/L	880	710	990	< 1000	< 1000	--	720	--	--	--	--	--	--	--	--	--	--	--
Iron	mg/L	--	--	--	--	--	--	14.4	15.9	2.31	0.05 U	0.05 U	3.6	0.04 U	0.050 U	0.028 B	0.05 U	0.13	0.031 B
Iron, as Ferrous (Fe+2)	mg/L	1.6 HF	1.2 HF	4.1	7.10	13.4	12.2	12.9	--	--	--	--	--	--	--	--	--	--	--
Manganese, Total	mg/L	--	--	--	--	--	--	2.98	2.72	0.399	0.82	0.49	2.1	0.77	0.91	0.55	0.92	1.2	0.72
Manganese, Dissolved	mg/L	--	--	--	--	--	--	2.23	--	--	--	--	--	--	--	--	--	--	--
Methane	µg/L	670	260	150	100	3,000	140	220	--	--	--	--	--	--	--	--	--	--	--
Nitrate	mg/L	< 1.1	0.26	0.66	0.32	< 0.25	0.64	1.1	--	--	--	--	--	--	--	--	--	--	--
Nitrogen	mg/L	--	--	--	--	--	--	17	--	--	--	--	--	--	--	--	--	--	--
Nitrogen, ammonia (as N)	mg/L	--	--	--	--	--	--	0.89	--	--	--	--	--	--	--	--	--	--	--
Oxygen	mg/L	0.98	1.2	1.1	3.3	1.7	1.1	1.2	--	--	--	--	--	--	--	--	--	--	--
Sulfate	mg/L	5.6	20	16	17	18	23	37	--	--	--	--	--	--	--	--	--	--	--
Sulfide	mg/L	--	--	--	--	--	--	2 U	--	--	--	--	--	--	--	--	--	--	--
Volatile Organic Compounds																			
Acetone	µg/L	< 100	< 100	< 100	< 50	< 50	< 50	50 U	10 U	25 U	25 U	25 U	25 U	25 U	25 U	25 U	25 U	25 U	25 U
Benzene	µg/L	< 5.0	< 5.0	< 5.0	< 5.0	< 5	< 5	5 U	1.0 U	1.0 U	1.0 U	1.0 U	1.0 U	1.0 U	1.0 U	1.0 U	1.0 U	1.0 U	**0.79 J**
Carbon Disulfide	µg/L	< 5.0	< 5.0	< 5.0	< 5.0	< 5	< 5	5 U	1.0 U	1.0 U	1.0 U	1.0 U	1.0 U	**1.0**	1.0 U	1.0 U	1.0 U	**0.58 J**	1.0 U
Ethylbenzene	µg/L	< 5.0	< 5.0	< 5.0	< 5.0	< 5	< 5	5 U	1.0 U	1.0 U	1.0 U	1.0 U	1.0 U	1.0 U	1.0 U	1.0 U	1.0 U	1.0 U	**0.17 J**
Methylene Chloride	µg/L	< 5.0	< 5.0	< 5.0	< 5.0	< 5	< 5	5 U	1.0 U	5.0 U	5.0 U	5.0 U	5.0 U	5.0 U	5.0 U	**0.32 J**	5.0 U	5.0 U	5.0 U
Toluene	µg/L	< 5.0	< 5.0	< 5.0	< 5.0	< 5	< 5	5 U	1.0 U	1.0 U	1.0 U	1.0 U	1.0 U	1.0 U	1.0 U	1.0 U	1.0 U	1.0 U	1.0 U
Trichloroethylene	µg/L	**5.7**	**1.4 J**	**2.5 J**	< 5.0	**5.8**	< 5	**8.2**	**3.3**	1.0 U	**3.2**	**2.2**	**2.4**	**5**	**4.4**	**4.7**	**5.4**	**7.3**	**0.74**
Xylenes, total	µg/L	< 5.0	< 5.0	< 5.0	< 5.0	< 5	< 5	5 U	2.0 U	2.0 U	2.0 U	2.0 U	2.0 U	2.0 U	2.0 U	2.0 U	2.0 U	2.0 U	2.0 U
Semivolatile Organic Compounds																			
2-Methylnaphthalene	µg/L	--	--	**--**	--	--	--	--	0.2 U	0.2 U	0.2 U	0.2 U	0.2 U	10 U	10 U	10 U	10 U	10 U	10 U
Acenaphthene	µg/L	< 0.19	< 0.19	< 0.19	< 10	< 10	< 10	10 U	0.2 U	0.2 U	0.2 U	0.2 U	0.2 U	10 U	10 U	10 U	10 U	10 U	10 U
Acenaphthylene	µg/L	< 0.19	< 0.19	< 0.19	< 10	< 10	< 10	10 U	0.2 U	0.2 U	0.2 U	0.2 U	0.2 U	10 U	10 U	10 U	10 U	10 U	10 U
Anthracene	µg/L	< 0.19	< 0.19	< 0.19	< 10	< 10	< 10	10 U	0.2 U	0.2 U	0.2 U	0.2 U	0.2 U	10 U	10 U	10 U	10 U	10 U	10 U
Benz(a)anthracene	µg/L	< 0.19	< 0.19	< 0.19	< 0.050	< 0.05	< 0.05	0.05 U	0.2 U	0.2 U	0.2 U	0.2 U	0.2 U	10 U	10 U	10 U	10 U	10 U	10 U
Benzo(a)pyrene	µg/L	< 0.19	< 0.19	< 0.19	< 0.050	< 0.05	< 0.05	0.05 U	0.2 U	0.2 U	0.2 U	0.2 U	0.2 U	10 U	10 U	10 U	10 U	10 U	10 U
Benzo(b)fluoranthene	µg/L	< 0.19	< 0.19	< 0.19	< 0.10	< 0.1	< 0.1	0.1 U	0.2 U	0.2 U	0.2 U	0.2 U	0.2 U	10 U	10 U	10 U	10 U	10 U	10 U
Benzo(g,h,i)perylene	µg/L	< 0.19	< 0.19	< 0.19	< 10	< 10	< 10	10 U	0.2 U	0.2 U	0.2 U	0.2 U	0.2 U	10 U	10 U	10 U	10 U	10 U	10 U
Benzo(k)fluoranthene	µg/L	< 0.19	< 0.19	< 0.19	< 10	< 10	< 10	10 U	0.2 U	0.2 U	0.2 U	0.2 U	0.2 U	10 U	10 U	10 U	10 U	10 U	10 U
Chrysene	µg/L	< 0.19	< 0.19	< 0.19	< 0.050	< 0.05	< 0.05	0.05 U	0.2 U	0.2 U	0.2 U	0.2 U	0.2 U	10 U	10 U	10 U	10 U	10 U	10 U
Dibenzo(a,h)anthracene	µg/L	< 0.19	< 0.19	< 0.19	< 0.10	< 0.1	< 0.1	0.1 U	0.2 U	0.2 U	0.2 U	0.2 U	0.2 U	10 U	10 U	10 U	10 U	10 U	10 U
Dibenzofuran	µg/L	--	--	--	--	--	--	--	1.0 U	0.2 U	0.2 U	0.2 U	0.2 U	10 U	10 U	10 U	10 U	10 U	10 U
Fluoranthene	µg/L	< 0.19	< 0.19	< 0.19	< 10	< 10	< 10	10 U	0.2 U	0.2 U	0.2 U	0.2 U	0.2 U	10 U	10 U	10 U	10 U	10 U	10 U
Fluorene	µg/L	< 0.19	< 0.19	< 0.19	< 10	< 10	< 10	10 U	0.2 U	0.2 U	0.2 U	0.2 U	0.2 U	10 U	10 U	10 U	10 U	10 U	10 U
Indeno(1,2,3-cd)pyrene	µg/L	< 0.19	< 0.19	< 0.19	< 0.050	< 0.05	< 0.05	0.05 U	0.2 U	0.2 U	0.2 U	0.2 U	0.2 U	10 U	10 U	10 U	10 U	10 U	10 U
Naphthalene	µg/L	< 0.19	**0.027 JB**	< 0.19	< 10	< 10	< 10	10 U	0.2 U	0.2 U	0.2 U	0.2 U	**0.25**	10 U	10 U	10 U	10 U	10 U	10 U
Phenanthrene	µg/L	< 0.19	< 0.19	< 0.19	< 10	< 10	< 10	10 U	0.2 U	0.2 U	0.2 U	0.2 U	0.2 U	10 U	10 U	10 U	10 U	10 U	10 U
Pyrene	µg/L	< 0.19	< 0.19	< 0.19	< 10	< 10	< 10	10 U	0.2 U	0.2 U	0.2 U	0.2 U	0.2 U	10 UJ	10 U	10 U	10 U	10 U	10 U
Inorganic Compounds																			
Aluminum (fume or dust)	mg/L	--	--	**--**	--	--	--	--	**0.364**	**3.02**	0.2 U	0.2 U	**6.4**	0.2 U	**0.068 B**	**0.028 B**	**0.03 B**	**0.13 B**	0.2 U
Antimony	mg/L	< 0.020	< 0.020	< 0.020	< 0.0200	< 0.02	< 0.02	0.02 U	0.01 U	0.006 U	0.02 U	0.006 U	0.02 U	0.02 U	0.020 U	0.02 U	0.02 U	0.02 U	**0.0076 B**
Arsenic	mg/L	< 0.020	< 0.010	< 0.010	<0.0500	< 0.05	< 0.05	0.05 U	0.01 U	**0.0126**	0.01 U	0.01 U	0.01 U	0.01 U	0.010 U	0.01 U	0.01 U	0.01 U	0.01 U
Barium	mg/L	**0.069**	**0.099**	**0.075**	**0.0714**	**0.0763**	**0.0763**	**0.0577**	0.2 U	**0.0623**	**0.066**	**0.065**	**0.094**	**0.05**	**0.052**	**0.059**	**0.064**	**0.06**	**0.047**
Beryllium	mg/L	< 0.0040	< 0.0040	< 0.0040	< 0.0100	< 0.010	< 0.010	0.01 U	0.005 U	0.004 U	0.004 U	0.004 U	0.004 U	0.004 U	0.0040 U	0.004 U	0.004 U	0.004 U	**0.0022 B**
Cadmium	mg/L	**0.01**	**0.01**	**0.009**	< 0.0050	< 0.005	< 0.005	0.005 U	0.002 U	0.005 U	0.005 U	0.005 U	0.005 U	0.005 UJ	0.0050 U	0.005 U	0.005 U	0.005 U	0.005 U
Calcium metal	mg/L	**--**	**--**	**--**	--	--	--	--	**27.8**	**24.1**	**17**	**21**	**20**	**22**	**22**	**22**	**23**	**22**	**20**
Chromium	mg/L	< 0.010	**0.0015 J**	< 0.010	< 0.0100	< 0.010	< 0.010	0.01 U	0.005 U	0.01 U	0.01 U	0.01 U	0.01 U	0.01 UJ	0.010 U	0.01 U	0.01 U	0.01 U	0.01 U
Cobalt	mg/L	**--**	--	--	--	--	--	--	0.007 U	0.01 U	0.01 U	0.01 U	0.01 U	0.01 UJ	0.010 U	0.01 U	0.01 U	0.01 U	0.01 U
Copper	mg/L	< 0.020	**0.0064 J**	**0.0055 J**	< 0.0100	< 0.010	< 0.010	0.01 U	0.025 U	0.02 U	0.02 U	0.02 U	0.02 U	0.02 U	0.020 U	**0.0009 B**	0.02 U	0.02 U	0.02 U
Cyanide	mg/L	< 0.010	< 0.010	**0.0070 J**	< 0.010	< 0.010	< 0.010	0.01 U	0.01 U	0.01 U	0.01 U	0.01 U	0.01 U	0.015 U	0.010 U	0.01 U	0.01 U	0.01 U	0.01 U
Lead	mg/L	< 0.010	< 0.0050	< 0.0050	< 0.0100	< 0.010	< 0.010	0.01 U	**0.0042**	**0.0158**	0.005 U	0.005 U	**0.0054**	0.005 UJ	0.0050 U	0.005 U	0.005 U	0.005 U	**0.0034 B**
Magnesium	mg/L	**--**	--	--	--	--	--	--	**6**	**4.2**	**9.2**	**12**	**9.9**	**9.9**	**11**	**12**	**12**	**12**	**11**
Mercury	mg/L	< 0.00020	< 0.00020	< 0.00020	< 0.00020	< 0.0002	< 0.0002	0.0002 U	0.0002 U	0.0002 U	0.0002 U	0.0002 U	0.0002 U	0.0002 U	**0.00016 B**	**0.00014 B**	**0.00016 B**	**0.00021**	**0.00025**
Nickel	mg/L	< 0.040	< 0.040	**0.0044 J**	< 0.0200	< 0.02	< 0.02	0.02 U	0.04 U	0.04 U	0.04 U	0.04 U	0.04 U	0.04 UJ	0.040 U	0.04 U	0.04 U	0.04 U	0.04 U
Potassium	mg/L	**--**	--	--	--	--	--	--	**27.9**	**103**	**5.4**	**5.8**	**6**	**4.7**	**5.7**	**5.5**	**5.4**	**5.0**	**5.5**
Selenium	mg/L	< 0.020	< 0.010	< 0.010	< 0.0200	< 0.02	< 0.02	0.02 U	0.005 U	0.01 U	0.01 U	0.01 U	0.01 U	0.01 U	0.010 U	0.01 U	0.01 U	0.01 U	0.01 U
Sodium	mg/L	**--**	--	--	--	--	--	--	**41.6**	**5.68**	**59**	**74**	**64**	**55**	**46**	**47**	**43**	**37**	**45**
Thallium	mg/L	< 0.0010	< 0.0010	< 0.0010	< 1.00	< 1.00	< 1	0.001 U	0.001 U	0.001 U	0.002 U	0.001 U	0.001 U	0.002 U	0.0020 UWN	0.002 UWN	0.002 U	0.002 UW	0.002 UW
Vanadium (fume or dust)	mg/L	< 0.010	**0.0026 J**	**0.0040 J**	< 0.0100	< 0.010	< 0.010	0.01 U	0.007 U	**0.0453**	0.01 U	0.01 U	**0.013**	0.01 UJ	0.010 U	0.01 U	0.01 U	0.01 U	0.01 U
Zinc	mg/L	**0.042**	**0.034**	**0.023**	**0.0320**	< 0.02	**0.0703**	0.02 U	**0.0392**	**0.291**	**0.061**	0.02 U	**0.025**	**0.04**	0.020 U	0.02 U	0.02 U	0.02 U	0.02 U

Notes:
ISCO - *in-situ* chemical oxidation

Data Qualifier Defintions:
-- - Not analyzed
B (Inorganics) - Estimated analyte concentration
D - Analyte concentration reported from secondary dilution
DB - Analyte concentration reported from secondary dilution; analyte detected in method blank
H - Holding time exceeded for sample
J - Estimated analyte concentration
JB (Organic) - Estimated analyte concentration; analyte detected in method blank
Bold = Exceeds the laboratory detection limit
JM (Organic) - Estimated analyte concentration; spike sample recovery outside control limits
M (Organic) - Spike sample recovery outside control limits
N - Spike sample recovery outside of control limits
R - Sample data results rejected due to deficiencies in the ability to meet quality control standards
< - Analyte not detected at referenced detection limit
U - Analyte not detected at referenced detection limit
UJ - Analyte not detected; low method bias and/or matrix interference
UN - Analyte not detected; spiked sample recovery outside of control limits
UR - Analyte not detected; data rejected
UWN - Analyte not detected; post digestion spike and spike sample recovery outside control limits

Appendix E-1
Summary of Historical Groundwater Sampling Data - Alluvium, Galliard, and Saprolite Monitoring Wells
January 2001 through January 2019
Atlanta Gas Light Company
Former Manufactured Gas Plant Site
Augusta, Georgia

Chemical Name	Location ID	MW-214	MW-214	MW-214	MW-214	MW-214	MW-214	MW-214	MW-214	MW-214	MW-214	MW-214	MW-214	MW-214	MW-214	MW-214	MW-214	MW-214	MW-214	MW-214	MW-214	MW-214	MW-214	MW-214	MW-214	MW-214	MW-214	MW-214	MW-214	MW-214	MW-214	MW-214	MW-214	MW-214
	Sample Date	1/24/2019	7/19/2018	1/24/2018	7/26/2017	1/25/2017	7/27/2016	1/20/2016	7/28/2015	1/13/2015	7/15/2014	1/9/2014	7/8/2013	1/8/2013	7/24/2012	1/16/2012	7/5/2011	1/17/2011	7/15/2010	1/5/2010	7/22/2009	1/14/2009	7/18/2008	1/8/2008	7/11/2007	2/15/2007	7/11/2006	1/15/2006	7/19/2005	7/13/2004	1/21/2004	7/15/2003	1/20/2003	7/11/2002	1/21/2002
	Unit	Post-ISCO																										Pre-ISCO						
Field Parameters																																		
Conductivity	mS/cm	0.300	0.284	0.287	0.198	0.292	0.291	0.261	300	0.226	0.203	0.171	0.206	0.308	0.305	0.327	0.206	2.24	0.243	0.214	0.249	0.65	0.252	0.230	0.229	0.237	0.214	--	--	--	--	--	--	--	--
Dissolved Oxygen (YSI)	mg/L	0.87	0.18	0.13	3.6	0.27	0.29	0.32	0.45	0.45	0.89	0.37	0.44	0.53	0.14	0.74	0.73	6.88	0.41	3.38	2.59	6.75	0.49	0.62	0.28	0.46	0.13	--	--	--	--	--	--	--	--
Oxidation Reduction Potential	mV	-76.4	-4.9	-82.9	150.8	-62	-30.2	-113.6	277.8	-73.5	-49.8	-74.0	-144.8	-61.5	-106.2	-144.2	-48.9	-62	-78	-44.6	-253.5	-76.8	-118	-90.9	-69.2	-85.3	-71	--	--	--	--	--	--	--	--
pH	SU	7.17	7.4	6.77	6.51	6.75	6.37	7.89	6.85	6.51	6.34	6.76	6.79	6.65	6.45	6.81	6.36	0.254	6.68	6.9	12.81	0.24	6.66	6.71	6.80	6.8	6.85	--	--	--	--	--	--	--	--
Temperature	Celsius	19.4	23.46	20.31	23.73	20	23.09	19.67	27.6	16.6	21.45	20.82	22.67	17.32	25.62	17.77	24.38	16.97	23.8	16.51	26.37	19.15	24.23	20.72	24.61	18.94	22.99	--	--	--	--	--	--	--	--
Turbidity	NTU	2.91	1.9	0.98	5.36	0.56	1.55	0.71	5.74	2.19	2.51	3.21	1.37	3.60	7.22	6.42	9.3	2.18	1.25	7.63	3.2	5.3	1.23	0.09	0.69	2.55	0.29	--	--	--	--	--	--	--	--
Monitored Natural Attenuation Parameters																																		
Carbon Dioxide	µg/L	--	--	--	--	--	--	--	--	108	101	125	107	28	40	380 B	300 B	220 *	310 JB	260	270 *	250	270	< 1000	< 1000	--	240	--	--	--	--	--	--	--	--
Iron	mg/L	--	--	--	--	--	--	--	--	--	--	--	--	--	--	--	--	--	--	--	--	--	--	--	--	--	2.09	2.04	1.55	1.4	2.6	4.5	0.46	0.99	2	1.8	1.8	1.7
Iron, as Ferrous (Fe+2)	mg/L	--	--	--	--	--	--	--	--	2.56	< 0.100	0.149 H	0.518 H	0.43 HF	2.0 HF	1.3 HF	0.41 HF	0.59 HF	1.1 HF	1.0 HF	1.0 HF	0.12 HF	1.4	2.48	2.41	2.17	1.87 H	--	--	--	--	--	--	--	--	--	--
Manganese, Total	mg/L	--	--	--	--	--	--	--	--	--	--	--	--	--	--	--	--	--	--	--	--	--	--	--	--	--	0.722	0.644	0.655	0.73	0.74	0.95	0.49	0.6	0.7	0.68	0.69	0.72
Manganese, Dissolved	mg/L	--	--	--	--	--	--	--	--	--	--	--	--	--	--	--	--	--	--	--	--	--	--	--	--	--	0.604	--	--	--	--	--	--	--	--	--	--
Methane	µg/L	--	--	--	--	--	--	--	--	410	< 4	650	680	2,400	3,600	1,600	24	37	46	230	190	100	32	140	160	140	100	--	--	--	--	--	--	--	--	--	--
Nitrate	mg/L	--	--	--	--	--	--	--	--	< 0.25	0.42	<0.25	<0.25	< 0.25	< 0.25	< 0.075	< 0.075	< 0.36	<1.1	< 1.1	< 1.1	< 0.050	<0.50	< 0.25	< 0.25	< 0.25	0.25 U	--	--	--	--	--	--	--	--	--	--
Nitrogen	mg/L	--	--	--	--	--	--	--	--	--	--	--	--	--	--	--	--	--	--	--	--	--	--	--	--	--	18	--	--	--	--	--	--	--	--	--	--
Nitrogen, ammonia (as N)	mg/L	--	--	--	--	--	--	--	--	--	--	--	--	--	--	--	--	--	--	--	--	--	--	--	--	--	0.2 U	--	--	--	--	--	--	--	--	--	--
Oxygen	mg/L	--	--	--	--	--	--	--	--	7.17 H	7.95 H	5.55 H	6.75 H	5.0	3.7	1.2	1.7	2.2	1.5	1.4	1.4	1.3	1.3	2.0	1.8	1.8	2.8	--	--	--	--	--	--	--	--	--	--
Sulfate	mg/L	--	--	--	--	--	--	--	--	< 1.0	26	<1.0	<1.0	< 5.0	< 5.0	< 2.6	< 2.6	< 2.6	< 5.0	< 5.0	< 5.0	< 5.0	< 5.0	< 1.0	< 1.0	1.1	1 U	--	--	--	--	--	--	--	--	--	--
Sulfide	mg/L	--	--	--	--	--	--	--	--	--	--	--	--	--	--	--	--	--	--	--	--	--	--	--	--	--	2 U	--	--	--	--	--	--	--	--	--	--
Volatile Organic Compounds																																		
Acetone	µg/L	< 50	< 50	< 50	< 50	< 50	< 50	< 50	< 50	< 50	< 50	< 50	< 50	< 100	< 100	< 5.0	< 5.0	< 5.0	< 100	< 100	< 100	< 100	< 100	< 50	< 50	< 50	50 U	10 U	25 U	25 U	25 U	25 U	25 U	25 U	25 U	25 U	25 U	25 UJ
Benzene	µg/L	< 5.0	< 5.0	< 5.0	< 5.0	< 5.0	< 5.0	< 5.0	< 5.0	< 5.0	< 5.0	< 5.0	< 5.0	< 5.0	< 5.0	< 0.25	< 0.25	**0.49 J**	< 5.0	< 5.0	< 5.0	< 5.0	< 5.0	< 5.0	< 5	< 5	5 U	1.0 U	1.0 U	1.0 U	1.0 U	1.0 U	1.0 U	1.0 U	**0.15 J**	**0.2 J**	**0.21 J**	**0.29 J**
Carbon Disulfide	µg/L	< 5.0	< 5.0	< 5.0	< 5.0	< 5.0	< 5.0	< 5.0	< 5.0	< 5.0	< 5.0	< 5.0	< 5.0	< 5.0	< 5.0	< 0.60	< 0.60 *	< 0.60	< 5.0	< 5.0	< 5.0	< 5.0	< 5.0	< 5.0	< 5	< 5	5 U	1.0 U	1.0 U	1.0 U	1.0 U	1.0 U	1.0 U	1.0 U	1.0 U	1.0 U	1.0 U
Ethylbenzene	µg/L	< 5.0	< 5.0	< 5.0	< 5.0	< 5.0	< 5.0	< 5.0	< 5.0	< 5.0	< 5.0	< 5.0	< 5.0	< 5.0	< 5.0	< 0.11	< 0.11	0.12J	< 5.0	< 5.0	< 5.0	< 5.0	< 5.0	< 5.0	< 5	< 5	5 U	1.0 U	1.0 U	1.0 U	1.0 U	1.0 U	1.0 U	1.0 U	**0.15 J**	1.0 U	1.0 U	0.12 U
Methylene Chloride	µg/L	< 5.0	< 5.0	< 5.0	< 5.0	< 5.0	< 5.0	< 5.0	< 5.0	< 5.0	< 5.0	< 5.0	< 5.0	< 5.0	< 5.0	< 1.0	**3.3 J B ***	< 1.0	< 5.0	< 5.0	< 5.0	< 5.0	< 5.0	< 5.0	< 5	< 5	5 U	1.0 U	5.0 U	5.0 U	5.0 U	5.0 U	5.0 U	5.0 U	5.0 U	5.0 U	5.0 U	5.0 U
Toluene	µg/L	< 5.0	< 5.0	< 5.0	< 5.0	< 5.0	< 5.0	< 5.0	< 5.0	< 5.0	< 5.0	< 5.0	< 5.0	< 5.0	< 5.0	**0.61 J**	< 0.33	< 0.33	< 5.0	< 5.0	< 5.0	< 5.0	< 5.0	< 5.0	< 5	< 5	5 U	1.0 U	1.0 U	1.0 U	1.0 U	1.0 U	1.0 U	1.0 U	1.0 U	1.0 U	1.0 U	1.0 U
Trichloroethylene	µg/L	< 5.0	< 5.0	< 5.0	< 5.0	< 5.0	< 5.0	< 5.0	< 5.0	< 5.0	< 5.0	< 5.0	< 5.0	< 5.0	< 5.0	< 0.13	< 0.13	< 0.13	< 5.0	< 5.0	< 5.0	< 5.0	< 5.0	< 5.0	< 5	< 5	5 U	1.0 U	1.0 U	1.0 U	1.0 U	1.0 U	1.0 U	1.0 U	1.0 U	1.0 U	1.0 U	1.0 U
Xylenes, total	µg/L	< 5.0	< 5.0	< 5.0	< 5.0	< 5.0	< 5.0	< 5.0	< 5.0	< 5.0	< 5.0	< 5.0	< 5.0	< 5.0	< 5.0	< 0.20	< 0.20	< 0.20	< 5.0	< 5.0	< 5.0	< 5.0	< 5.0	< 5.0	< 5	< 5	5 U	2.0 U	2.0 U	2.0 U	2.0 U	2.0 U	2.0 U	2.0 U	**0.32 J**	2.0 U	2.0 U	2.0 U
Semivolatile Organic Compounds																																		
2-Methylnaphthalene	µg/L	--	--	--	--	--	--	--	--	--	--	--	--	--	--	--	--	--	--	--	--	--	--	--	--	--	--	0.2 U	0.2 U	0.2 U	0.2 U	0.2 U	10 U	10 U	10 U	10 U	10 U	10 U
Acenaphthene	µg/L	< 0.5	< 0.5	< 0.5	< 0.5	< 0.5	< 0.5	< 0.5	< 0.5	< 0.50	< 0.50	< 0.50	< 0.50	< 0.23	< 0.19	< 0.095	< 0.11	< 0.10	< 0.19	< 0.19	< 0.19	< 0.20	< 0.19	< 10	< 10	< 10	10 U	0.2 U	0.2 U	0.2 U	0.2 U	0.2 U	10 U	10 U	10 U	10 U	10 U	10 U
Acenaphthylene	µg/L	< 1.0	< 1.0	< 1.0	< 1.0	< 1.0	< 1.0	< 1.0	< 1.0	< 1.0	< 1.0	< 1.0	< 1.0	< 0.23	< 0.19	< 0.095	< 0.11	< 0.10	< 0.19	< 0.19	< 0.19	< 0.20	< 0.19	< 10	< 10	< 10	10 U	0.2 U	0.2 U	0.2 U	0.2 U	0.2 U	10 U	10 U	10 U	10 U	10 U	10 U
Anthracene	µg/L	< 0.05	< 0.05	< 0.05	< 0.05	< 0.05	< 0.05	< 0.05	< 0.05	< 0.050	< 0.050	< 0.050	< 0.050	< 0.23	< 0.19	< 0.095	< 0.11	< 0.10	< 0.19	< 0.19	< 0.19	< 0.20	< 0.19	< 10	< 10	< 10	10 U	0.2 U	0.2 U	0.2 U	0.2 U	0.2 U	10 U	10 U	10 U	10 U	10 U	10 U
Benz(a)anthracene	µg/L	< 0.05	< 0.05	< 0.05	< 0.05	< 0.05	< 0.05	< 0.05	< 0.05	< 0.050	< 0.050	< 0.050	< 0.050	< 0.23	< 0.19	< 0.095	< 0.11	< 0.10	< 0.19	< 0.19	< 0.19	< 0.20	< 0.19	< 0.050	< 0.05	< 0.05	0.05 U	0.2 U	0.2 U	0.2 U	0.2 U	0.2 U	10 U	10 U	10 U	10 U	10 U	10 U
Benzo(a)pyrene	µg/L	< 0.05	< 0.05	< 0.05	< 0.05	< 0.05	< 0.05	< 0.05	< 0.05	< 0.050	< 0.050	< 0.050	< 0.050	< 0.23	< 0.19	< 0.095	< 0.11	< 0.10	< 0.19	< 0.19	< 0.19	< 0.20	< 0.19	< 0.050	< 0.05	< 0.05	0.05 U	0.2 U	0.2 U	0.2 U	0.2 U	0.2 U	10 U	10 U	10 U	10 U	10 U	10 U
Benzo(b)fluoranthene	µg/L	< 0.1	< 0.1	< 0.1	< 0.1	< 0.1	< 0.1	< 0.1	< 0.1	< 0.10	< 0.10	< 0.10	< 0.10	< 0.23	< 0.19	< 0.095	< 0.11	< 0.10	< 0.19	< 0.19	< 0.19	< 0.20	< 0.19	< 0.10	< 0.1	< 0.1	0.1 U	0.2 U	0.2 U	0.2 U	0.2 U	0.2 U	10 U	10 U	10 U	10 U	10 U	10 U
Benzo(g,h,i)perylene	µg/L	< 0.1	< 0.1	< 0.1	< 0.1	< 0.1	< 0.1	< 0.1	< 0.1	< 0.10	< 0.10	< 0.10	< 0.10	< 0.23	< 0.19	< 0.095	< 0.11	< 0.10	< 0.19	< 0.19	< 0.19	< 0.20	< 0.19	< 10	< 10	< 10	10 U	0.2 U	0.2 U	0.2 U	0.2 U	0.2 U	10 U	10 U	10 U	10 U	10 U	10 U
Benzo(k)fluoranthene	µg/L	< 0.05	< 0.05	< 0.05	< 0.05	< 0.05	< 0.05	< 0.05	< 0.05	< 0.050	< 0.050	< 0.050	< 0.050	< 0.23	< 0.19	< 0.095	< 0.11	< 0.10	< 0.19	< 0.19	< 0.19	< 0.20	< 0.19	< 10	< 10	< 10	10 U	0.2 U	0.2 U	0.2 U	0.2 U	0.2 U	10 U	10 U	10 U	10 U	10 U	10 U
Chrysene	µg/L	< 0.05	< 0.05	< 0.05	< 0.05	< 0.05	< 0.05	< 0.05	< 0.05	< 0.050	< 0.050	< 0.050	< 0.050	< 0.23	< 0.19	< 0.043	< 0.049	< 0.046	< 0.19	< 0.19	< 0.19	< 0.20	< 0.19	< 0.050	< 0.05	< 0.05	0.05 U	0.2 U	0.2 U	0.2 U	0.2 U	0.2 U	10 U	10 U	10 U	10 U	10 U	10 U
Dibenz(a,h)anthracene	µg/L	< 0.1	< 0.1	< 0.1	< 0.1	< 0.1	< 0.1	< 0.1	< 0.1	< 0.10	< 0.10	< 0.10	< 0.10	< 0.23	< 0.19	< 0.095	< 0.11	< 0.10	< 0.19	< 0.19	< 0.19	< 0.20	< 0.19	< 0.10	< 0.1	< 0.1	0.1 U	0.2 U	0.2 U	0.2 U	0.2 U	0.2 U	10 U	10 U	10 U	10 U	10 U	10 U
Dibenzofuran	µg/L	--	--	--	--	--	--	--	--	--	--	--	--	< 0.23	< 0.19	--	--	--	--	--	--	--	--	--	--	--	--	1.0 U	0.2 U	0.2 U	0.2 U	0.2 U	10 U	10 U	10 U	10 U	10 U	10 U
Fluoranthene	µg/L	< 0.1	< 0.1	< 0.1	< 0.1	< 0.1	< 0.1	< 0.1	< 0.1	< 0.10	< 0.10	< 0.10	< 0.10	< 0.23	< 0.19	< 0.095	< 0.11	< 0.10	< 0.19	< 0.19	< 0.19	< 0.20	< 0.19	< 10	< 10	< 10	10 U	0.2 U	0.2 U	0.2 U	0.2 U	0.2 U	10 U	10 U	10 U	10 U	10 U	10 U
Fluorene	µg/L	< 0.1	< 0.1	< 0.1	< 0.1	< 0.1	< 0.1	< 0.1	< 0.1	< 0.10	< 0.10	< 0.10	< 0.10	--	--	< 0.095	< 0.11	< 0.10	< 0.19	< 0.19	< 0.19	< 0.20	< 0.19	< 10	< 10	< 10	10 U	0.2 U	0.2 U	0.2 U	0.2 U	0.2 U	10 U	10 U	10 U	10 U	10 U	10 U
Indeno(1,2,3-cd)pyrene	µg/L	< 0.05	< 0.05	< 0.05	< 0.05	< 0.05	< 0.05	< 0.05	< 0.05	< 0.050	< 0.050	< 0.050	< 0.050	< 0.23	< 0.19	< 0.095	< 0.11	< 0.10	< 0.19	< 0.19	< 0.19	< 0.20	< 0.19	< 0.050	< 0.05	< 0.05	0.05 U	0.2 U	0.2 U	0.2 U	0.2 U	0.2 U	10 U	10 U	10 U	10 U	10 U	10 U
Naphthalene	µg/L	< 0.5	< 0.5	< 0.5	< 0.5	< 0.5	< 0.5	< 0.5	< 0.5	< 500	< 0.50	< 0.50	< 0.50	< 0.23	< 0.19	**1.0**	< 0.11	**1.1**	< 0.19	< 0.19	< 0.19	**0.037 J**	< 0.19	< 10	< 10	< 10	10 U	0.2 U	0.2 U	0.2 U	0.2 U	0.2 U	10 U	10 U	10 U	10 U	10 U	10 U
Phenanthrene	µg/L	< 0.05	< 0.05	< 0.05	**0.073**	< 0.05	< 0.05	< 0.05	< 0.05	<0.50	< 0.050	< 0.050	< 0.050	< 0.23	< 0.19	< 0.095	< 0.11	< 0.10	< 0.19	< 0.19	< 0.19	< 0.20	< 0.19	< 10	< 10	< 10	10 U	0.2 U	0.2 U	0.2 U	0.2 U	0.2 U	10 U	10 U	10 U	10 U	10 U	10 U
Pyrene	µg/L	< 0.05	< 0.05	< 0.05	< 0.05	< 0.05	< 0.05	< 0.05	< 0.05	< 0.050	< 0.050	< 0.050	< 0.050	< 0.23	< 0.19	< 0.095	< 0.11	< 0.10	< 0.19	< 0.19	< 0.19	< 0.20	< 0.19	< 10	< 10	< 10	10 U	0.2 U	0.2 U	0.2 U	0.2 U	10 UJ	10 U	10 U	10 U	10 U	10 U	10 U
Inorganic Compounds																																		
Aluminum (fume or dust)	mg/L	--	--	--	--	--	--	--	--	--	--	--	--	--	--	--	--	--	--	--	--	--	--	--	--	--	**0.234**	0.2 U	0.2 U	0.2 U	0.2 U	0.2 U	0.2 U	**0.032 B**	**0.047 B**	**0.046 B**	**0.043 B**	0.2 U
Antimony	mg/L	< 0.006	< 0.006	< 0.006	< 0.006	< 0.006	< 0.006	< 0.006	< 0.02	< 0.0200	< 0.0200	< 0.0200	< 0.0200	< 0.020	< 0.020	< 0.0053	< 0.0053	< 0.0053	< 0.020	< 0.020	< 0.020	< 0.020	< 0.020	< 0.0200	< 0.02	< 0.02	0.02 U	0.01 U	0.006 U	0.006 U	0.02 U	0.02 U	0.02 U	0.02 U	0.02 U	0.02 U	0.02 U	**0.0071 J**
Arsenic	mg/L	< 0.05	< 0.05	< 0.05	< 0.05	< 0.05	< 0.05	< 0.05	< 0.05	< 0.0500	< 0.0500	< 0.0500	< 0.0500	< 0.020	< 0.020	< 0.0046	< 0.0046	< 0.0046	< 0.020	< 0.020	< 0.020	< 0.010	< 0.010	<0.0500	< 0.05	< 0.05	0.05 U	0.01 U	0.01 U	0.01 U	0.01 U	0.01 U	0.01 U	0.01 U	0.01 U	0.01 U	**0.0053 B**	0.01 U
Barium	mg/L	**0.388**	**0.358**	**0.4**	**0.0938**	**0.338**	**0.397**	**0.388**	**0.379**	**0.338**	**0.0362**	**0.324**	**0.241**	**0.28**	**0.15**	**0.22**	**0.34**	**0.12**	**0.82**	**0.33**	**0.35**	**0.33**	**0.33**	**0.350**	**0.315**	**0.284**	**0.306**	**0.264**	**0.251**	**0.25**	**0.29**	**0.17**	**0.27**	**0.3**	**0.33**	**0.3**	**0.31**	**0.31**
Beryllium	mg/L	< 0.004	< 0.004	< 0.004	< 0.004	< 0.004	< 0.004	< 0.004	< 0.01	< 0.0100	< 0.0100	< 0.0100	< 0.0100	< 0.0040	< 0.0040	< 0.00020	< 0.00020	< 0.00020	**0.00020 J**	< 0.0040	< 0.0040	< 0.0040	< 0.0040	< 0.0100	< 0.010	< 0.010	0.01 U	0.005 U	0.004 U	0.004 U	0.004 U	0.004 U	0.004 U	0.004 U	0.004 U	0.004 U	0.004 U	0.00098 U
Cadmium	mg/L	< 0.005	< 0.005	< 0.005	**0.00641**	< 0.005	< 0.005	< 0.005	**0.0076**	< 0.0050	< 0.0050	**0.0213**	< 0.0050	**0.025**	**0.016**	< 0.0020	< 0.0020	< 0.0020	< 0.0050	< 0.0050	< 0.0050	< 0.0050	< 0.0050	< 0.005	< 0.005	< 0.005	0.005 U	0.002 U	0.005 U	0.005 U	0.005 U	**0.008**	**0.00077 B**	**0.00084 B**	0.005 U	0.005 U	0.005 U	**0.0012 J**
Calcium metal	mg/L	--	--	--	--	--	--	--	--	--	--	--	--	--	--	--	--	--	--	--	--	--	--	--	--	--	**18.8**	**20.8**	**22**	**19**	**22**	**18**	**18**	**18**	**17**	**18**	**17**
Chromium	mg/L	< 0.01	< 0.01	< 0.01	< 0.01	< 0.01	< 0.01	< 0.01	< 0.01	< 0.0100	< 0.0100	< 0.0100	< 0.0100	< 0.010	< 0.010	< 0.0012	**0.0012 J**	< 0.0012	< 0.010	< 0.010	< 0.010	< 0.010	< 0.010	< 0.0100	< 0.010	< 0.010	0.01 U	0.005 U	0.01 U	0.01 U	0.01 U	0.01 UJ	0.01 U	0.01 U	**0.0032 B**	0.01 U	0.01 U	0.01 U
Cobalt	mg/L	--	--	--	--	--	--	--	--	--	--	--	--	--	--	--	--	--	--	--	--	--	--	--	--	--	--	0.007 U	0.01 U	0.01 U	0.01 U	0.01 UJ	**0.0019 B**	**0.0028 B**	**0.003 B**	**0.0035 B**	**0.0027 B**	**0.0032 J**
Copper	mg/L	< 0.01	< 0.01	< 0.01	< 0.01	< 0.01	< 0.01	< 0.01	< 0.01	< 0.0100	< 0.0100	< 0.0100	< 0.0100	< 0.020	< 0.020	< 0.0019	< 0.0019	< 0.0019	< 0.020	< 0.020	< 0.020	**0.0025 J**	< 0.020	< 0.0100	< 0.010	< 0.010	0.01 U	0.025 U	0.02 U	0.02 U	0.02 U	0.02 U	**0.0022 B**	**0.0015 B**	**0.0016 B**	0.02 U	0.02 U	0.02 U
Cyanide	mg/L	< 0.01	< 0.01	< 0.01	< 0.01	< 0.01	< 0.01	< 0.01	< 0.01	< 0.010	< 0.010	< 0.010	< 0.010	< 0.010	< 0.010	< 0.0050	**0.015**	< 0.0050	< 0.010	< 0.010	< 0.010	< 0.010	< 0.010	< 0.010	< 0.010	< 0.010	0.01 U	0.01 U	0.01 U	0.01 U	0.01 U	0.015 U	0.01 U	0.01 U	0.01 U	0.01 U	0.01 U	0.01 U
Lead	mg/L	< 0.01	< 0.01	< 0.01	< 0.01	< 0.01	< 0.01	< 0.01	< 0.01	< 0.0100	< 0.0100	< 0.0100	< 0.0100	< 0.010	< 0.010	< 0.0040	< 0.0040	< 0.0040	< 0.010	< 0.010	< 0.010	**0.0030 J**	**0.0031 J**	< 0.0100	< 0.010	< 0.010	0.01 U	0.003 U	0.005 U	0.005 U	0.005 U	0.005 UJ	0.005 U	0.005 U	0.005 U	0.005 U	0.005 U	0.0026 U
Magnesium	mg/L	--	--	--	--	--	--	--	--	--	--	--	--	--	--	--	--	--	--	--	--	--	--	--	--	--	**9.31**	**9.3**	**8.6**	**9.2**	**5.2**	**8.9**	**9**	**9.7**	**9.1**	**9.2**	**8.9**
Mercury	mg/L	< 0.0002	< 0.0002	< 0.0002	< 0.0002	< 0.0002	< 0.0002	< 0.0002	< 0.0002	< 0.00020	< 0.00020	< 0.00020	< 0.00020	< 0.00020	< 0.00020	< 0.000091	< 0.000091	< 0.000091	< 0.00020	< 0.00020	< 0.00020	< 0.00020	0.000084	< 0.00020	< 0.0002	< 0.0002	0.0002 U	0.0002 U	0.0002 U	0.0002 U	0.0002 U	0.0002 U	**0.00011 B**	0.0002 U	0.0002 U	0.0002 U	0.0002 U	0.00020 U
Nickel	mg/L	< 0.02	< 0.02	< 0.02	< 0.02	< 0.02	< 0.02	< 0.02	< 0.02	< 0.0200	< 0.0200	< 0.0200	< 0.0200	< 0.040	< 0.040	**0.0036 J**	**0.0028 J**	< 0.0023	< 0.040	< 0.040	< 0.040	**0.0025 J**	< 0.040	< 0.0200	< 0.02	< 0.02	0.02 U	0.04 U	0.04 U	0.04 U	0.04 U	0.04 UJ	0.04 U	0.04 U	0.04 U	0.04 U	0.04 U	0.04 U
Potassium	mg/L	--	--	--	--	--	--	--	--	--	--	--	--	--	--	--	--	--	--	--	--	--	--	--	--	--	5 U	**2.99**	**3.3**	**4.2**	**33**	**5**	**3.6**	**2.6**	**2.6**	**2.6**	**2.9**
Selenium	mg/L	< 0.02	< 0.02	< 0.02	< 0.02	< 0.02	< 0.02	< 0.02	< 0.02	< 0.0200	< 0.0200	< 0.0200	< 0.0200	< 0.020	< 0.020	< 0.0064	< 0.0064	< 0.0064	< 0.020	< 0.020	< 0.020	< 0.010	< 0.010	< 0.0200	< 0.02	< 0.02	0.02 U	0.005 U	0.01 U	0.01 U	0.01 U	0.01 U	0.01 U	0.01 U	0.01 U	0.01 U	0.01 U	0.01 U
Sodium	mg/L	--	--	--	--	--	--	--	--	--	--	--	--	--	--	--	--	--	--	--	--	--	--	--	--	--	--	**12.8**	**14.4**	**13**	**13**	**5.5**	**13**	**13**	**14**	**13**	**13**	**13**
Thallium	mg/L	< 0.002	< 0.002	< 0.002	< 0.002	< 0.002	< 0.002	< 0.002	< 0.02	< 0.0200	< 0.0200	< 0.0200	< 0.0200	< 0.0010	< 0.0010	< 0.00025	< 0.00025	**0.00037 J**	< 0.0010	< 0.0010	< 0.0010	< 0.0010	< 0.0010	< 1.00	< 1.00	< 1	0.001 U	0.001 U	0.001 U	0.001 U	0.001 U	0.002 U	0.002 UWN	0.002 UWN	0.002 U	0.002 UW	0.002 U	0.002 U
Vanadium (fume or dust)	mg/L	< 0.01	< 0.01	< 0.01	< 0.01	< 0.01	< 0.01	< 0.01	< 0.01	< 0.0100	< 0.0100	< 0.0100	< 0.0100	< 0.010	< 0.010	**0.0061 J**	< 0.0024	< 0.0024	< 0.010	< 0.010	< 0.010	< 0.010	< 0.010	< 0.0100	< 0.010	< 0.010	0.01 U	0.007 U	0.01 U	0.01 U	0.01 U	0.01 UJ	0.01 U	0.01 U	0.01 U	0.01 U	0.01 U	0.01 U
Zinc	mg/L	< 0.02	< 0.02	< 0.02	**0.0448**	< 0.02	< 0.02	**0.023**	**0.0323**	< 0.0200	< 0.0200	**0.110**	< 0.0200	<0.020	**0.064**	**0.018 J**	**0.022**	< 0.0087	<0.020	<0.020	**0.032**	**0.013 J**	< 0.020	< 0.0200	< 0.02	< 0.02	0.02 U	0.02 U	0.02 U	0.02 U	**0.066**	**1.2**	**0.032**	**0.025**	0.02 U	0.02 U	**0.015 B**	**0.052**

Notes:
ISCO - *in-situ* chemical oxidation

Data Qualifier Defintions:
-- - Not analyzed
B (Inorganics) - Estimated analyte concentration
D - Analyte concentration reported from secondary dilution
DB - Analyte concentration reported from secondary dilution; analyte detected in method blank
H - Holding time exceeded for sample
J - Estimated analyte concentration
JB (Organic) - Estimated analyte concentration; analyte detected in method blank
Bold = Exceeds the laboratory detection limit
JM (Organic) - Estimated analyte concentration; spike sample recovery outside control limits
M (Organic) - Spike sample recov

Appendix E-1
Summary of Historical Groundwater Sampling Data - Alluvium, Galliard, and Saprolite Monitoring Wells
January 2001 through January 2019
Atlanta Gas Light Company
Former Manufactured Gas Plant Site
Augusta, Georgia

Chemical Name	Location ID	MW-303	MW-303	MW-303	MW-303	MW-303	MW-303	MW-303	MW-303	MW-303	MW-303	MW-303	MW-303	MW-303	MW-303	MW-303	MW-303	MW-303	MW-303	MW-303	MW-303	MW-303	MW-303	MW-303	MW-303	MW-303	MW-303	MW-303	MW-303	MW-303	MW-303	MW-303	MW-303	MW-303	MW-303	MW-303	MW-303	MW-303
	Sample Date	1/22/2019	7/18/2018	1/23/2018	7/25/2017	1/24/2017	7/26/2016	1/19/2016	7/28/2015	1/13/2015	7/15/2014	1/8/2014	7/9/2013	1/7/2013	7/23/2012	1/17/2012	7/5/2011	1/17/2011	7/15/2010	1/5/2010	7/22/2009	1/14/2009	7/17/2008	1/9/2008	7/11/2007	2/15/2007	7/12/2006	2/8/2006	1/11/2006	7/22/2005	1/20/2005	7/14/2004	1/20/2004	7/17/2003	1/15/2003	7/10/2002	1/22/2002	7/10/2001	1/18/2001
	Unit	Post-ISCO																											Pre-ISCO									
Field Parameters																																						
Conductivity	mS/cm	0.545	0.524	0.468	0.457	0.518	0.533	0.52	471	0.545	0.553	0.563	0.671	0.680	0.767	0.649	0.687	2.16	0.668	0.632	0.713	0.76	0.842	0.799	0.805	0.874	0.846	--	--	--	--	--	--	--	--	--	--	--	--
Dissolved Oxygen (YSI)	mg/L	0.73	0.21	0.12	0.17	0.14	0.06	0.13	0.34	0.57	0.24	0.20	0.14	0.58	0.57	3.50	1.16	5.96	0.43	0.36	0.19	5.45	0.39	7.99	0.42	0.26	0.15	--	--	--	--	--	--	--	--	--	--	--	--
Oxidation Reduction Potential	mV	-72.8	-1.5	-55.1	3.7	-14.6	10.9	-5.2	5.4	-4.2	-26.9	-12.3	43.5	13.6	46.6	138.0	36.7	-13.1	-132.5	21	68.6	84.8	66.7	103.7	118.9	86.3	124.6	--	--	--	--	--	--	--	--	--	--	--	--
pH	SU	6.63	6.25	6.08	5.89	6.04	5.83	6.38	6.25	5.69	6.04	5.97	5.96	5.99	5.11	5.80	5.03	0.696	5.88	6.23	5.53	0.84	5.45	5.81	5.57	5.73	5.93	--	--	--	--	--	--	--	--	--	--	--	--
Temperature	Celsius	21.28	23.86	23.18	23.37	22.96	22.73	22.17	26.9	15.5	23.36	21.66	24.28	22.32	26.96	23.35	24.18	19.83	25.41	17.36	25.16	21.65	26.29	22.84	23.60	21.37	24.43	--	--	--	--	--	--	--	--	--	--	--	--
Turbidity	NTU	2.52	2.77	0.36	1.55	0.36	2.68	0.99	9.76	1.24	6.03	2.35	1.72	1.78	9.05	6.8	5.42	0.79	8.6	2.81	2.1	1.2	6.26	0.08	0.00	0.82	0.24	--	--	--	--	--	--	--	--	--	--	--	--
Monitored Natural Attenuation Parameters																																						
Carbon Dioxide	µg/L	--	--	--	--	--	--	--	--	168	207	388	314	240	240	3,400 B	3,400 B	2,700 *	3,500 JB	3,000	3,600 *	3,900	3,800	< 1000	< 1000	--	1,700	--	--	--	--	--	--	--	--	--	--	--	--
Iron	mg/L	--	--	--	--	--	--	--	--	--	--	--	--	--	--	--	--	--	--	--	--	--	--	--	--	--	0.1 U	--	0.463	0.397	0.67	0.69	0.98	1	1.9	2.5	1.8	1.5	1.1
Iron, as Ferrous (Fe+2)	mg/L	--	--	--	--	--	--	--	--	6.83	10	9.78	8.34	8.6 HF	10 HF	2.5 HF	12 HF	13 HF	10 HF	9.6 HF	7.1 HF	9.6 HF	6.6	2.41	0.87	0.1	0.1 U	--	--	--	--	--	--	--	--	--	--	--	--
Manganese, Total	mg/L	--	--	--	--	--	--	--	--	--	--	--	--	--	--	--	--	--	--	--	--	--	--	--	--	--	0.417	--	0.845	0.792	0.83	0.69	0.59	0.54	0.59	0.69	0.54	0.54	0.43
Manganese, Dissolved	mg/L	--	--	--	--	--	--	--	--	--	--	--	--	--	--	--	--	--	--	--	--	--	--	--	--	--	0.368	--	--	--	--	--	--	--	--	--	--	--	--
Methane	µg/L	--	--	--	--	--	--	--	--	150	170	100	100	21	38	23	53	52	54	25	13	6.7	0.49	10	18	9	0.94	--	--	--	--	--	--	--	--	--	--	--	--
Nitrate	mg/L	--	--	--	--	--	--	--	--	< 0.25	< 0.25	<0.25	<0.25	< 0.25	< 0.075	0.19 J	< 0.075	< 0.36	<1.1	< 1.1	< 1.1	< 0.050	< 0.50	< 0.25	< 0.25	< 0.25	0.49	--	--	--	--	--	--	--	--	--	--	--	--
Nitrogen	mg/L	--	--	--	--	--	--	--	--	--	--	--	--	--	--	--	--	--	--	--	--	--	--	--	--	--	14	--	--	--	--	--	--	--	--	--	--	--
Nitrogen, ammonia (as N)	mg/L	--	--	--	--	--	--	--	--	--	--	--	--	--	--	--	--	--	--	--	--	--	--	--	--	--	0.2 U	--	--	--	--	--	--	--	--	--	--	--
Oxygen	mg/L	--	--	--	--	--	--	--	--	7.89 H	7.08 H	8.16 H	6.96 H	5.2	5.6	1.1	1.2	1.3	1.2	1.2	0.84	0.86	0.89	1.8	1.9	1.5	1.6	--	--	--	--	--	--	--	--	--	--	--	--
Sulfate	mg/L	--	--	--	--	--	--	--	--	< 1.0	77	76	120	140	140	120	150	120	110	150	160	170	210	210	200	210	150	--	--	--	--	--	--	--	--	--	--	--	--
Sulfide	mg/L	--	--	--	--	--	--	--	--	--	--	--	--	--	--	--	--	--	--	--	--	--	--	--	--	--	2 U	--	--	--	--	--	--	--	--	--	--	--	--
Volatile Organic Compounds																																						
Acetone	µg/L	< 50	< 50	< 50	< 50	< 50	< 50	< 50	< 50	< 50	< 50	< 50	< 50	< 100	< 5.0	< 5.0	< 5.0	< 5.0	< 100	< 100	< 100	< 100	< 100	< 50	< 50	< 50	50 U	10 U	**67**	25 U	25 U	25 U	25 U	25 U	25 U	25 U	25 U	25 U	25 U
Benzene	µg/L	< 5.0	< 5.0	< 5.0	< 5.0	< 5.0	< 5.0	< 5.0	< 5.0	< 5.0	< 5.0	< 5.0	< 5.0	< 5.0	< 0.25	< 0.25	< 0.25	< 0.25	< 5.0	**9.0**	< 5.0	< 5.0	< 5.0	< 5.0	< 5	< 5	5 U	--	1.0 U	1.0 U	1.0 U	1.0 U	1.0 U	1.0 U	1.0 U	**3.9**	1.0 U	1.0 U
Carbon Disulfide	µg/L	< 5.0	< 5.0	< 5.0	< 5.0	< 5.0	< 5.0	< 5.0	< 5.0	< 5.0	< 5.0	< 5.0	< 5.0	< 5.0	< 0.60	< 0.60	< 0.60 *	< 0.60	< 5.0	< 5.0	< 5.0	< 5.0	< 5.0	< 5.0	< 5	< 5	5 U	--	1.0 U	1.0 U	1.0 U	1.0 U	1.0 U	1.0 U	1.0 UJ	1.0 U	1.0 U	1.0 U
Ethylbenzene	µg/L	< 5.0	< 5.0	< 5.0	< 5.0	< 5.0	< 5.0	< 5.0	< 5.0	< 5.0	< 5.0	< 5.0	< 5.0	< 5.0	< 0.11	< 0.11	< 0.11	< 0.11	< 5.0	< 5.0	< 5.0	< 5.0	< 5.0	< 5.0	< 5	< 5	5 U	--	1.0 U	1.0 U	1.0 U	1.0 U	1.0 U	1.0 U	1.0 U	**0.13 J**	**3.5**	1.0 U	1.0 U
Methylene Chloride	µg/L	< 5.0	< 5.0	< 5.0	< 5.0	< 5.0	< 5.0	< 5.0	< 5.0	< 5.0	< 5.0	< 5.0	< 5.0	< 5.0	< 1.0	< 1.0	**3.4 J B ***	< 1.0	< 5.0	< 5.0	< 5.0	< 5.0	< 5.0	< 5.0	< 5	< 5	5 U	--	1.0 U	5.0 U	5.0 U	5.0 U	5.0 U	5.0 U	5.0 UJ	**0.34 J**	5.0 U	5.0 U
Toluene	µg/L	< 5.0	< 5.0	< 5.0	< 5.0	< 5.0	< 5.0	< 5.0	< 5.0	< 5.0	< 5.0	< 5.0	< 5.0	< 5.0	< 0.33	< 0.33	< 0.33	< 0.33	< 5.0	< 5.0	< 5.0	< 5.0	< 5.0	< 5.0	< 5	< 5	5 U	--	1.0 U	1.0 U	1.0 U	1.0 U	1.0 U	1.0 U	1.0 U	**0.41 J**	1.0 U	1.0 U
Trichloroethylene	µg/L	< 5.0	< 5.0	< 5.0	< 5.0	< 5.0	< 5.0	< 5.0	< 5.0	< 5.0	< 5.0	< 5.0	< 5.0	< 5.0	< 0.13	< 0.13	< 0.13	< 0.13	< 5.0	< 5.0	< 5.0	< 5.0	< 5.0	< 5.0	< 5	< 5	5 U	--	1.0 U	1.0 U	1.0 U	1.0 U	1.0 U	1.0 U	1.0 U	1.0 U	1.0 U	1.0 U
Xylenes, total	µg/L	< 5.0	< 5.0	< 5.0	< 5.0	< 5.0	< 5.0	< 5.0	< 5.0	< 5.0	< 5.0	< 5.0	< 5.0	< 5.0	**0.26 J**	< 0.20	< 0.20	< 0.20	< 5.0	< 5.0	< 5.0	< 5.0	< 5.0	< 5.0	< 5	< 5	5 U	--	2.0 U	2.0 U	2.0 U	2.0 U	2.0 U	2.0 U	2.0 U	**0.49 J**	**0.93 J**	2.0 U	2.0 U
Semivolatile Organic Compounds																																						
2-Methylnaphthalene	µg/L	--	--	--	--	--	--	--	--	--	--	--	--	--	--	--	--	--	--	--	--	--	--	--	--	--	--	--	0.2 U	0.2 U	0.2 U	0.2 U	0.2 U	0.2 U	10 U	10 U	10 U	10 U
Acenaphthene	µg/L	**2.6**	< 0.5	< 0.5	**0.54**	< 0.5	< 0.5	< 0.5	< 0.5	< 0.50	< 0.50	< 0.50	< 0.50	< 0.20	< 0.11	< 0.095	< 0.12	**0.64**	**1.3**	< 0.94	**0.61**	**0.23**	**0.024 J**	< 10	< 10	< 10	10 U	--	0.2 U	0.2 U	0.2 U	0.2 U	0.2 U	0.2 U	10 U	10 U	**0.33 J**	**30**	10 U	10 U
Acenaphthylene	µg/L	**1.1**	< 1.0	< 1.0	< 1.0	< 1.0	< 1.0	< 1.0	< 1.0	< 1.0	< 1.0	< 1.0	< 1.0	< 0.20	< 0.11	< 0.095	**0.21 J**	**0.31**	**0.56**	< 0.94	**0.36**	**0.22**	**0.076 J**	< 10	< 10	< 10	10 U	--	0.2 U	0.2 U	0.2 U	0.2 U	0.2 U	0.2 U	10 U	10 U	10 U	10 U	10 U	10 U
Anthracene	µg/L	**0.45**	**0.31**	**0.43**	**0.16**	**0.12**	**0.076**	< 0.05	< 0.05	**0.087**	**0.18**	**0.14**	**0.13**	< 0.20	< 0.11	**0.12 J**	**0.25**	**0.23**	**0.26**	< 0.94	< 0.19	**0.14 J**	**0.095 J**	< 10	< 10	< 10	10 U	--	0.2 U	0.2 U	0.2 U	0.2 U	0.2 U	0.2 U	10 U	10 U	10 U	10 U	10 U	10 U
Benz(a)anthracene	µg/L	< 0.05	< 0.05	< 0.05	< 0.05	< 0.05	< 0.05	< 0.05	< 0.05	< 0.050	< 0.050	< 0.050	< 0.050	< 0.20	< 0.11	< 0.095	< 0.12	< 0.10	< 0.19	< 0.94	< 0.19	< 0.19	< 0.19	< 0.050	< 0.05	< 0.05	0.05 U	--	0.2 U	0.2 U	0.2 U	0.2 U	0.2 U	0.2 U	10 U	10 U	10 U	10 U	10 U	10 U
Benzo(a)pyrene	µg/L	< 0.05	< 0.05	< 0.05	< 0.05	< 0.05	< 0.05	< 0.05	< 0.05	< 0.050	< 0.050	< 0.050	< 0.050	< 0.20	< 0.11	< 0.095	< 0.12	< 0.10	< 0.19	< 0.94	< 0.19	< 0.19	< 0.19	< 0.050	< 0.05	< 0.05	0.05 U	--	0.2 U	0.2 U	0.2 U	0.2 U	0.2 U	0.2 U	10 U	10 U	10 U	10 U	10 U	10 U
Benzo(b)fluoranthene	µg/L	< 0.1	< 0.1	< 0.1	< 0.1	< 0.1	< 0.1	< 0.1	< 0.1	< 0.10	< 0.10	< 0.10	< 0.10	< 0.20	< 0.11	< 0.095	< 0.12	< 0.10	< 0.19	< 0.94	< 0.19	< 0.19	< 0.19	< 0.10	< 0.1	< 0.1	0.1 U	--	0.2 U	0.2 U	0.2 U	0.2 U	0.2 U	0.2 U	10 U	10 U	10 U	10 U	10 U	10 U
Benzo(g,h,i)perylene	µg/L	< 0.1	< 0.1	< 0.1	< 0.1	< 0.1	< 0.1	< 0.1	< 0.1	< 0.10	< 0.10	< 0.10	< 0.10	< 0.20	< 0.11	< 0.095	< 0.12	< 0.10	< 0.19	< 0.94	< 0.19	< 0.19	< 0.19	< 10	< 10	< 10	10 U	--	0.2 U	0.2 U	0.2 U	0.2 U	0.2 U	0.2 U	10 U	10 U	10 U	10 U	10 U	10 U
Benzo(k)fluoranthene	µg/L	< 0.05	< 0.05	< 0.05	< 0.05	< 0.05	< 0.05	< 0.05	< 0.05	< 0.050	< 0.050	< 0.050	< 0.050	< 0.20	< 0.11	< 0.095	< 0.12	< 0.10	< 0.19	< 0.94	< 0.19	< 0.19	< 0.19	< 10	< 10	< 10	10 U	--	0.2 U	0.2 U	0.2 U	0.2 U	0.2 U	0.2 U	10 U	10 U	10 U	10 U	10 U	10 U
Chrysene	µg/L	< 0.05	< 0.05	< 0.05	< 0.05	< 0.05	< 0.05	< 0.05	< 0.05	< 0.050	< 0.050	< 0.050	< 0.050	< 0.20	< 0.048	< 0.043	< 0.056	< 0.047	< 0.19	< 0.94	< 0.19	< 0.19	< 0.19	< 0.050	< 0.05	< 0.05	0.05 U	--	0.2 U	0.2 U	0.2 U	0.2 U	0.2 U	0.2 U	10 U	10 U	10 U	10 U	10 U	10 U
Dibenzo(a,h)anthracene	µg/L	< 0.1	< 0.1	< 0.1	< 0.1	< 0.1	< 0.1	< 0.1	< 0.1	< 0.10	< 0.10	< 0.10	< 0.10	< 0.20	< 0.11	< 0.095	< 0.12	< 0.10	< 0.19	< 0.94	< 0.19	< 0.19	< 0.19	< 0.10	< 0.1	< 0.1	0.1 U	--	0.2 U	0.2 U	0.2 U	0.2 U	0.2 U	0.2 U	10 U	10 U	10 U	10 U	10 U	10 U
Dibenzofuran	µg/L	--	--	--	--	--	--	--	--	--	--	--	--	--	--	--	--	--	--	--	--	--	--	--	--	--	--	--	1.0 U	0.2 U	0.2 U	0.2 U	0.2 U	0.2 U	10 U	10 U	**0.8 J**	10 U	10 U
Fluoranthene	µg/L	**0.41**	**0.59**	**0.46**	**0.16**	**0.18**	**0.16**	**0.15**	< 0.1	**0.11**	**0.14**	**0.10**	< 0.10	< 0.20	< 0.11	< 0.095	< 0.12	< 0.10	< 0.19	< 0.94	< 0.19	< 0.19	< 0.19	< 10	< 10	< 10	10 U	--	0.2 U	0.2 U	0.2 U	0.2 U	0.2 U	0.2 U	10 U	10 U	10 U	10 U	10 U	10 U
Fluorene	µg/L	**0.68**	**0.22**	< 0.1	**0.28**	**0.13**	**0.11**	< 0.1	< 0.1	< 0.10	< 0.10	< 0.10	< 0.10	< 0.20	< 0.11	< 0.095	**0.15 J**	**0.36**	**0.44**	< 0.94	< 0.19	**0.11 J**	< 0.19	< 10	< 10	< 10	10 U	--	0.2 U	0.2 U	0.2 U	0.2 U	0.2 U	0.2 U	10 U	10 U	10 U	10 U	10 U	10 U
Indeno(1,2,3-cd)pyrene	µg/L	< 0.05	< 0.05	< 0.05	< 0.05	< 0.05	< 0.05	< 0.05	< 0.05	< 0.050	< 0.050	< 0.050	< 0.050	< 0.20	< 0.11	< 0.095	< 0.12	< 0.10	< 0.19	< 0.94	< 0.19	< 0.19	< 0.19	< 0.050	< 0.05	< 0.05	0.05 U	--	0.2 U	0.2 U	0.2 U	0.2 U	0.2 U	0.2 U	10 U	10 U	10 U	10 U	10 U	10 U
Naphthalene	µg/L	< 0.5	< 0.5	< 0.5	< 0.5	< 0.5	< 0.5	< 0.5	< 0.5	< 500	< 0.50	< 0.50	< 0.50	< 0.20	< 0.11	**0.80**	< 0.12	**0.25**	**2**	**46 B**	**1.2**	**0.63**	**0.049 J**	< 10	< 10	< 10	10 U	--	0.2 U	0.2 U	0.2 U	0.2 U	0.2 U	0.2 U	10 U	10 U	10 U	10 U	10 U	10 U
Phenanthrene	µg/L	< 0.05	< 0.05	< 0.05	< 0.05	< 0.05	< 0.05	< 0.05	**0.06**	< 0.50	< 0.050	< 0.050	< 0.050	< 0.20	< 0.11	< 0.095	< 0.12	< 0.10	< 0.19	**1**	< 0.19	**0.088 J**	**0.043 J**	< 10	< 10	< 10	10 U	--	0.2 U	0.2 U	0.2 U	0.2 U	0.2 U	0.2 U	10 U	10 U	**1.2 J**	10 U	10 U	10 U
Pyrene	µg/L	**2.4**	**2.6**	**1.3**	**0.44**	**0.38**	**0.33**	**0.30**	**0.11**	**0.11**	**0.11**	**0.072**	< 0.050	< 0.20	< 0.11	< 0.095	< 0.12	< 0.10	< 0.19	< 0.94	< 0.19	**0.076 J**	**0.061 J**	< 10	< 10	< 10	10 U	--	0.2 U	0.2 U	0.2 U	0.2 U	0.2 U	0.2 U	10 U	10 U	10 U	10 U	10 U	10 U
Inorganic Compounds																																						
Aluminum (fume or dust)	mg/L	--	--	--	--	--	--	--	--	--	--	--	--	--	--	--	--	--	--	--	--	--	--	--	--	--	--	--	**0.209**	0.2 U	0.2 U	0.2 U	0.2 U	0.2 U	0.20 U	0.2 U	0.2 U	0.2 U	**0.04 B**
Antimony	mg/L	< 0.006	< 0.006	< 0.006	< 0.006	< 0.006	< 0.006	< 0.006	< 0.02	< 0.0200	< 0.0200	< 0.0200	< 0.0200	< 0.020	< 0.0053	< 0.0053	< 0.0053	< 0.0053	< 0.020	< 0.020	< 0.020	< 0.020	< 0.020	< 0.0200	< 0.02	< 0.02	0.02 U	--	0.01 U	0.006 U	0.02 U	0.006 U	0.02 U	0.02 U	0.020 U	0.02 U	0.02 U	0.02 U
Arsenic	mg/L	< 0.05	< 0.05	< 0.05	< 0.05	< 0.05	< 0.05	< 0.05	< 0.05	< 0.0500	< 0.0500	< 0.0500	< 0.0500	< 0.020	< 0.0046	< 0.0046	< 0.0046	< 0.0046	< 0.020	< 0.020	< 0.020	< 0.010	< 0.010	<0.0500	< 0.05	< 0.05	0.05 U	--	0.01 U	0.01 U	0.01 U	0.01 U	0.01 U	0.01 U	0.010 U	0.01 U	0.01 U	0.01 U	0.01 U
Barium	mg/L	**0.0822**	**0.0781**	**0.0625**	**0.083**	**0.0794**	**0.0899**	**0.0866**	**0.0916**	**0.0888**	**0.0945**	**0.0943**	**0.113**	**0.14**	**0.14**	**0.14**	**0.14**	**0.14**	**0.12**	**0.12**	**0.14**	**0.16**	**0.24**	**0.230**	**0.193**	**0.226**	**0.22**	--	0.2 U	**0.178**	**0.25**	**0.24**	**0.22**	**0.22**	**0.25**	**0.24**	**0.23**	**0.24**	**0.23**
Beryllium	mg/L	< 0.004	< 0.004	< 0.004	< 0.004	< 0.004	< 0.004	< 0.004	< 0.01	< 0.0100	< 0.0100	< 0.0100	< 0.0100	< 0.0040	**0.00041 J**	**0.00025 J**	**0.00056 J**	**0.00053 J**	**0.00044 J**	< 0.0040	< 0.0040	**0.00069 J**	**0.00085 J**	< 0.0100	< 0.010	< 0.010	0.01 U	--	0.005 U	0.004 U	0.004 U	0.004 U	0.004 U	0.004 U	0.0040 U	0.004 U	0.004 U	0.004 U	0.004 U
Cadmium	mg/L	< 0.005	< 0.005	< 0.005	< 0.005	< 0.005	< 0.005	< 0.005	< 0.005	< 0.0050	< 0.0050	< 0.0050	< 0.0050	< 0.0050	< 0.0020	**0.0051**	< 0.0020	**0.0029 J**	< 0.0050	< 0.0050	< 0.0050	**0.00064 J**	**0.00096 J**	< 0.0050	< 0.005	< 0.005	0.005 U	--	0.002 U	0.005 U	0.005 U	0.005 U	0.005 U	0.005 U	0.0050 U	0.005 U	0.005 U	0.005 U	0.005 U
Calcium metal	mg/L	--	--	--	--	--	--	--	--	--	--	--	--	--	--	--	--	--	--	--	--	--	--	--	--	--	--	--	**43.8**	**43.2**	**48**	**46**	**41**	**37**	**40**	**39**	**41**	**41**	**37**
Chromium	mg/L	< 0.01	< 0.01	< 0.01	< 0.01	< 0.01	< 0.01	< 0.01	< 0.01	< 0.0100	< 0.0100	< 0.0100	< 0.0100	< 0.010	< 0.0012	< 0.0012	< 0.0012	**0.0013 J**	< 0.010	< 0.010	< 0.010	**0.0015 J**	< 0.010	< 0.0100	< 0.010	< 0.010	0.01 U	--	0.005 U	0.01 U	0.01 U	0.01 U	0.01 U	0.01 UJ	0.010 U	0.01 U	0.01 U	0.01 U	0.01 U
Cobalt	mg/L	--	--	--	--	--	--	--	--	--	--	--	--	--	--	--	--	--	--	--	--	--	--	--	--	--	--	--	0.007 U	0.01 U	0.01 U	0.01 U	0.01 U	0.01 U	**0.0022 B**	0.01 U	**0.0023 B**	**0.002 B**	**0.0017 B**
Copper	mg/L	< 0.01	< 0.01	< 0.01	< 0.01	< 0.01	< 0.01	< 0.01	< 0.01	< 0.0100	< 0.0100	< 0.0100	< 0.0100	< 0.020	< 0.0019	**0.0025 J**	< 0.0019	< 0.0019	< 0.020	< 0.020	< 0.020	< 0.020	< 0.020	< 0.0100	< 0.010	< 0.010	0.01 U	--	0.025 U	0.02 U	0.02 U	0.02 U	0.02 U	0.02 U	0.020 U	0.02 U	0.02 U	0.02 U	**0.00091 B**
Cyanide	mg/L	< 0.01	< 0.01	< 0.01	< 0.01	< 0.01	< 0.01	< 0.01	< 0.01	< 0.010	< 0.010	< 0.010	< 0.010	< 0.010	< 0.0050	< 0.0050	**0.017**	< 0.0050	< 0.010	**0.013**	< 0.010	< 0.010	< 0.010	< 0.010	< 0.010	< 0.010	0.01 U	--	0.01 U	0.01 U	0.01 U	0.01 U	0.01 U	0.015 U	0.010 UJ	0.01 U	0.01 U	0.01 U	0.01 U
Lead	mg/L	< 0.01	< 0.01	< 0.01	< 0.01	< 0.01	< 0.01	< 0.01	< 0.01	< 0.0100	< 0.0100	< 0.0100	< 0.0100	< 0.010	< 0.0040	< 0.0040	< 0.0040	< 0.0040	< 0.010	< 0.010	< 0.010	< 0.0050	< 0.0050	< 0.0100	< 0.010	< 0.010	0.01 U	--	0.003 U	0.005 U	0.005 U	0.005 U	0.005 U	0.005 U	0.0050 U	0.005 U	0.005 U	0.005 U	0.005 U
Magnesium	mg/L	--	--	--	--	--	--	--	--	--	--	--	--	--	--	--	--	--	--	--	--	--	--	--	--	--	--	--	**40.7**	**39.6**	**45**	**43**	**39**	**37**	**37**	**34**	**38**	**39**	**35**
Mercury	mg/L	< 0.0002	< 0.0002	< 0.0002	< 0.0002	< 0.0002	< 0.0002	< 0.0002	< 0.0002	< 0.00020	< 0.00020	< 0.00020	< 0.00020	< 0.00020	< 0.000091	< 0.000091	< 0.000091	< 0.000091	< 0.00020	< 0.00020	< 0.00020	< 0.00020	< 0.00020	< 0.00020	< 0.0002	< 0.0002	0.0002 U	--	0.0002 U	0.0002 U	0.0002 U	0.0002 U	0.0002 U	0.0002 U	0.00020 U	0.0002 U	0.0002 U	0.00020 U	0.00020 U
Nickel	mg/L	< 0.02	< 0.02	< 0.02	< 0.02	< 0.02	< 0.02	< 0.02	< 0.02	< 0.0200	< 0.0200	< 0.0200	< 0.0200	< 0.040	**0.0073 J**	**0.0065 J**	**0.0064 J**	**0.0060 J**	**0.0046 J**	< 0.040	< 0.040	**0.0070 J**	**0.0079 J**	< 0.0200	**0.0291**	< 0.02	0.02 U	--	0.04 U	0.04 U	0.04 U	0.04 U	0.04 U	0.04 U	0.040 U	0.04 U	0.04 U	**0.0052 B**	0.04 U
Potassium	mg/L	--	--	--	--	--	--	--	--	< 0.0100	--	--	--	--	--	--	--	--	--	--	--	--	--	--	--	--	--	--	5 U	1 U	**1.4**	**1.3**	**1.3**	**1.4**	**1.4**	**1.5**	**1.9**	**1.3**	**4.2**
Selenium	mg/L	< 0.02	< 0.02	< 0.02	< 0.02	< 0.02	< 0.02	< 0.02	< 0.02	< 0.0200	< 0.0200	< 0.0200	< 0.0200	< 0.020	< 0.0064	< 0.0064	< 0.0064	< 0.0064	< 0.020	< 0.020	< 0.020	< 0.010	< 0.010	< 0.0200	< 0.02	< 0.02	0.02 U	--	0.005 U	0.01 U	0.01 U	0.01 U	0.01 U	**0.02**	0.010 U	0.01 U	0.01 U	0.01 U	0.01 U
Sodium	mg/L	--	--	--	--	--	--	--	--	--	--	--	--	--	--	--	--	--	--	--	--	--	--	--	--	--	--	--	**56.1**	**66.6**	**75**	**61**	**49**	**51**	**51**	**42**	**42**	**50**	**49**
Thallium	mg/L	< 0.002	< 0.002	< 0.002	< 0.002	< 0.002	< 0.002	< 0.002	< 0.02	< 0.0200	< 0.0200	< 0.0200	< 0.0200	< 0.0010	< 0.00025	< 0.00025	< 0.00025	**0.00029 J**	< 0.0010	< 0.0010	< 0.0010	< 0.0010	< 0.0010	< 1.00	< 1.00	< 1	0.001 U	--	0.001 U	0.001 U	0.002 U	0.001 U	0.001 U	0.002 U	0.0020 UJ	0.002 UWN	0.002 U	0.002 U	0.002 U
Vanadium (fume or dust)	mg/L	< 0.01	< 0.01	< 0.01	< 0.01	< 0.01	< 0.01	< 0.01	< 0.01	< 0.0100	< 0.0100	< 0.0100	< 0.0100	< 0.010	< 0.0024	< 0.0024	< 0.0024	< 0.0024	< 0.010	< 0.010	< 0.010	**0.0021 J**	**0.0032 J**	< 0.0100	< 0.010	**0.0779**	**0.109**	--	0.007 U	0.01 U	0.01 U	0.01 U	0.01 U	0.01 U	0.010 U	0.01 U	0.01 U	0.01 U	0.01 U
Zinc	mg/L	< 0.02	< 0.02	< 0.02	< 0.02	< 0.02	< 0.02	< 0.02	< 0.02	< 0.0200	< 0.0200	< 0.0200	< 0.0200	<0.020	**0.0088 J**	**0.061**	< 0

Appendix E-1
Summary of Historical Groundwater Sampling Data - Alluvium, Galliard, and Saprolite Monitoring Wells
January 2001 through January 2019
Atlanta Gas Light Company
Former Manufactured Gas Plant Site
Augusta, Georgia

Chemical Name	Location ID	MW-304	MW-304	MW-304	MW-304	MW-304	MW-304	MW-304	MW-304	MW-304	MW-304	MW-304	MW-304	MW-304	MW-304	MW-304	MW-304	MW-304	MW-304	MW-304	MW-304	MW-304	MW-304	MW-304	MW-304	MW-304	MW-304	MW-304	MW-304	MW-304	MW-304	MW-304	MW-304	MW-304	MW-304	MW-304
	Sample Date	1/22/2019	7/18/2018	1/23/2018	7/25/2017	1/24/2017	7/26/2016	1/19/2016	7/30/2015	1/15/2015	7/15/2014	1/8/2014	7/11/2013	1/8/2013	7/25/2012	1/18/2012 Post-ISCO	7/5/2011	1/18/2011	7/14/2010	1/6/2010	7/23/2009	1/20/2009	7/15/2008	1/9/2008	7/12/2007	2/15/2007	02/07 DUP	7/12/2006	07/06 DUP	1/16/2006	7/22/2005	1/21/2005	7/14/2004	7/14/2004	1/24/2004	1/24/2004	7/20/2003 Pre-ISCO	1/20/2003	7/17/2002	4/4/2002	1/22/2002	7/16/2001	1/17/2001
	Unit																																									
Field Parameters																																										
Conductivity	mS/cm	0.579	0.57	0.546	0.329	0.476	0.501	0.43	590	0.448	0.576	0.461	0.561	0.417	0.470	0.470	0.530	0.466	0.533	0.451	0.581	0.366	0.494	0.619	0.547	0.622	0.622	0.474	0.474	--	--	--	--	--	--	--	--	--	--	--	--	--	--
Dissolved Oxygen (YSI)	mg/L	0.79	0.21	0.19	0.15	0.27	0.1	0.36	0.32	0.32	0.18	1.08	0.32	0.66	0.45	0.45	0.16	1.22	0.62	10.14	0.27	0.56	0.6	0.29	0.31	0.14	0.14	0.25	0.25	--	--	--	--	--	--	--	--	--	--	--	--	--	--
Oxidation Reduction Potential	mV	-37.2	-13.5	-39	77.5	-36.3	-17.2	-37.1	240.9	-47.1	-54.7	-44.1	-31.4	6.9	-56.1	-56.1	-32.3	-42.6	-106.7	-36.4	-1.2	-8	-89.7	-46.9	-35.8	-28.5	-28.5	-34.3	-34.3	--	--	--	--	--	--	--	--	--	--	--	--	--	--
pH	SU	6.59	6.25	6.07	6.21	6.17	6.25	6.05	6.03	6.04	6.1	6.30	6.02	6.35	6.11	6.11	6.11	6.36	6.15	7.06	6.04	5.96	5.86	5.96	6.05	6.13	6.13	6.02	6.02	--	--	--	--	--	--	--	--	--	--	--	--	--	--
Temperature	Celsius	18.22	19.62	18.56	19.67	18.23	18.79	17.11	26	14.6	24.25	16.89	20.51	16.64	16.26	16.26	25.14	16.43	21.47	12.77	20.34	15.39	14.44	18.28	20.01	17.34	17.34	20.11	20.11	--	--	--	--	--	--	--	--	--	--	--	--	--	--
Turbidity	NTU	1.6	2.14	1.23	3.27	2.13	4.63	4.83	8.18	0.94	0.69	8.31	0.95	2.09	9.93	9.93	1.74	9.19	9.1	8.09	4.8	3	1.42	0.00	4.5	0.84	0.84	3.39	3.39	--	--	--	--	--	--	--	--	--	--	--	--	--	--
Monitored Natural Attenuation Parameters																																										
Carbon Dioxide	µg/L	--	--	--	--	--	--	--	--	305	202	560	352	120	240	3,100 B	2,800 B	2,800	2,500 JB	1,500	2,600	1,400	2,700	< 1000	< 1000	--	--	2,700	2,600	--	--	--	--	--	--	--	--	--	--	--	--	--	--
Iron	mg/L	--	--	--	--	--	--	--	--	--	--	--	--	--	--	--	--	--	--	--	--	--	--	--	--	--	--	40.1	41.1	42.2	41.1	43	42	43	39	42	40	40	43	--	40	40	41
Iron, as Ferrous (Fe+2)	mg/L	--	--	--	--	--	--	--	--	32.7	32.7	41.9	42.8 H	40 HF	37 HF	16 HF	25 HF	38 HF	--	32 HF	32 HF	2.2 HF	36	43.5	39.1	43.8	43.5	42.2	42.3	--	--	--	--	--	--	--	--	--	--	--	--	--	--
Manganese, Total	mg/L	--	--	--	--	--	--	--	--	--	--	--	--	--	--	--	--	--	--	--	--	--	--	--	--	--	7,000	1.67	1.64	1.6	1.4	1.6	1.6	1.4	1.5	1.4	1.4	1.5	--	1.4	1.4	1.4
Manganese, Dissolved	mg/L	--	--	--	--	--	--	--	--	--	--	--	--	--	--	--	--	--	--	--	--	--	--	--	--	--	< 0.25	1.41	1.37	--	--	--	--	--	--	--	--	--	--	--	--	--
Methane	µg/L	--	--	--	--	--	--	--	6,700	3700	7,400	6,400	1,900	6,000	5,800	3,100	--	5,000	1,100	6,200	1,800	3,300	6,800	7,600	7,200	7,000	5,700	6,900	--	--	--	--	--	--	--	--	--	--	--	--	--	--	--
Nitrate	mg/L	--	--	--	--	--	--	--	--	< 0.25	<0.25	<0.25	< 0.25	< 0.25	< 0.25	< 0.075	< 0.075	< 0.36	< 1.1	< 1.1	< 1.1	0.048 J	< 0.50	< 0.25	< 0.25	< 0.25	< 0.25	< 0.25	< 0.25	--	--	--	--	--	--	--	--	--	--	--	--	--	--
Nitrogen	mg/L	--	--	--	--	--	--	--	--	--	--	--	--	--	--	--	--	--	--	--	--	--	--	--	--	--	13	12	--	--	--	--	--	--	--	--	--	--	--	--	--	--
Nitrogen, ammonia (as N)	mg/L	--	--	--	--	--	--	--	--	--	--	--	--	--	--	--	--	--	--	--	--	--	--	--	--	--	3.74	3.63	--	--	--	--	--	--	--	--	--	--	--	--	--	--
Oxygen	mg/L	--	--	--	--	--	--	--	7.48 H	5.52 H	6.33 H	5.28 H	5.2	3.5	1.1	1.4	1.2	1.2	1.3	1.4	0.87	1.2	0.85	1.7	0.81	1.7	3.4	1	0.64	--	--	--	--	--	--	--	--	--	--	--	--	--	--
Sulfate	mg/L	--	--	--	--	--	--	--	--	< 1.0	<1.0	<1.0	< 5.0	< 5.0	< 2.6	< 2.6	< 2.6	< 5.0	< 5.0	< 5.0	< 5.0	< 5.0	< 5.0	< 1.0	< 1.0	< 1	< 1	< 1	< 1	--	--	--	--	--	--	--	--	--	--	--	--	--	--
Sulfide	mg/L	--	--	--	--	--	--	--	--	--	--	--	--	--	--	--	--	--	--	--	--	--	--	--	--	--	< 2	< 2	--	--	--	--	--	--	--	--	--	--	--	--	--	--
Volatile Organic Compounds																																										
Acetone	µg/L	< 50	< 50	< 50	< 50	< 50	< 50	< 50	< 50	< 50	< 50	< 50	< 50	< 100	< 100	< 5.0	< 25	< 25	**45 J**	< 500	< 100	< 100	< 100	< 50	< 50	< 50 R	< 50	50 R	50 R	80 U	25 U	25 U	25 U	25 U	25 U	25 U	25 U	25 U	25 U	--	25 U	25 U	25 U
Benzene	µg/L	**360**	**280**	**300**	**770**	**290**	**160**	**45**	**22**	**27**	**91**	**27**	**76**	**10**	**43**	**140**	**620**	**410**	**480**	**800**	**340**	**31**	**160**	**130**	**580**	**470**	**460**	**430**	**440**	**0.2**	**4.6**	**24**	**22**	**26**	**18**	**2**	**1.6**	**25**	1.0 U	**32**	**46**	**34**	**34**
Carbon Disulfide	µg/L	< 5.0	< 5.0	< 5.0	< 5.0	< 5.0	< 5.0	< 5.0	< 5.0	< 5.0	< 5.0	< 5.0	< 5.0	< 5.0	< 5.0	< 0.60	< 3.0	< 3.0	< 25	< 25	< 5.0	< 5.0	< 5.0	< 5.0	< 5	< 5	< 5	< 5	< 5	8.0 U	1.0 U	1.0 U	1.0 U	1.0 U	1.0 U	1.0 U	1.0 U	1.0 U	1.0 U	--	1.0 U	1.0 U	1.0 U
Ethylbenzene	µg/L	< 5.0	< 5.0	< 5.0	< 5.0	< 5.0	< 5.0	< 5.0	< 5.0	< 250	< 5.0	**12**	**28**	<5.0	**36**	**0.97 J**	**2.5 J**	< 0.55	**1.3 J**	< 25	< 5.0	< 5.0	**1.8 J**	< 5.0	< 5	< 5	**8.8**	**7.7**	**5.4**	**10**	**8.0**	**36**	**67**	**76**	**94**	**75**	**79**	**59**	**110**	1.0 U	**120**	**250 D**	**150**	**140**
Methylene Chloride	µg/L	< 5.0	< 5.0	< 5.0	< 5.0	< 5.0	< 5.0	< 5.0	< 5.0	< 5.0	< 5.0	< 5.0	< 5.0	< 5.0	< 5.0	< 1.0	< 5.0	< 5.0	< 25	< 25	< 5.0	< 5.0	< 5.0	< 5.0	< 5	< 5	< 5	< 5	< 5	8.0 U	5.0 U	5.0 U	5.0 U	5.0 U	5.0 U	5.0 U	5.0 U	**0.36 J**	5.0 U	5.0 U	5.0 U	5.0 U	**0.67 JB**
Toluene	µg/L	< 5.0	< 5.0	< 5.0	< 5.0	< 5.0	< 5.0	< 5.0	< 5.0	< 5.0	< 5.0	< 5.0	< 5.0	< 5.0	< 5.0	< 0.33	< 1.7	< 1.6	< 25	< 25	< 5.0	< 5.0	< 5.0	< 5.0	< 5	< 5	< 5	< 5	< 5	8.0 U	1.0 U	**12**	1.0 U	**13**	1.0 U	1.0 U	1.0 U	**11**	1.0 U	**26**	**62**	**33**	**36**
Trichloroethylene	µg/L	< 5.0	< 5.0	< 5.0	< 5.0	< 5.0	< 5.0	< 5.0	< 5.0	< 5.0	< 5.0	< 5.0	< 5.0	< 5.0	< 5.0	< 0.13	< 0.65	< 0.65	< 25	< 25	< 5.0	< 5.0	< 5.0	< 5.0	< 5	< 5	< 5	< 5	< 5	8.0 U	1.0 U	1.0 U	1.0 U	1.0 U	1.0 U	1.0 U	1.0 U	1.0 U	1.0 U	1.0 U	**0.23 J**	**0.41 J**
Xylenes, total	µg/L	< 5.0	< 5.0	**5.3**	**16**	**9.7**	**8.1**	< 5.0	**7.9**	**9.6**	< 5.0	**26**	**29**	<5.0	**43**	**14**	**10 J**	**9.5 J**	**15 J**	**34**	**8.8**	**5.8**	**17**	**19**	**8.4**	**38**	**37**	**12 J**	**21 J**	16 U	**43**	**66**	**50**	**56**	**43**	**43**	**36**	**50 B**	2.0 U	--	**110**	**94**	**83**
Semivolatile Organic Compounds																																										
2-Methylnaphthalene	µg/L	--	--	--	--	--	--	--	--	--	--	--	--	--	--	--	--	--	--	--	--	--	--	--	--	--	--	--	--	**19**	**2.1**	**87**	**73**	**76**	**59**	**65**	**56**	**82**	**74**	--	**100**	**96**	**150**
Acenaphthene	µg/L	< 50	**11**	**250**	**15**	**32**	**33**	**28**	**27**	**31**	**34**	**32**	**53**	**31**	**58**	**71**	**4.2**	**28**	**25**	**48**	**29**	**23**	**18**	**44**	< 10	**47**	**47**	**37**	**44**	**38**	**3.6**	**80**	**75**	**78**	**47**	**50**	**68**	**58**	**52**	**98**	**59**	**70**	**120**
Acenaphthylene	µg/L	< 1.0	< 1.0	< 1.0	< 1.0	< 1.0	< 1.0	< 1.0	< 1.0	< 1.0	< 1.0	< 1.0	< 1.0	<20	< 4.3	< 0.11	< 0.10	**0.21**	**0.16 J**	< 4.0	< 0.39	**0.27**	**0.28**	< 10	< 10	< 10	< 10	< 10	< 10	0.2 U	0.2 U	10 U	10 U	10 U	**0.29**	0.2 U	10 U	**0.57 J**	10 U	40 U	50 U	**1.0 J**	**1.8 J**
Anthracene	µg/L	**0.17**	**0.17**	**0.28**	**0.16**	**0.48**	**0.58**	**0.37**	**0.56**	**0.54**	**0.46**	**0.93**	**1.1**	<20	< 4.3	**0.50**	< 0.10	**0.27**	**0.24**	< 4.0	**0.47**	**0.33**	**0.51**	< 10	< 10	< 10	< 10	< 10	< 10	**0.59**	0.2 U	10 U	10 U	10 U	**1.6**	**16**	10 U	**0.18 J**	**2**	**2.7 J**	50 U	**2.2 J**	**3 J**
Benz(a)anthracene	µg/L	< 0.05	< 0.05	< 0.05	< 0.05	< 0.05	< 0.05	< 0.05	< 0.05	< 0.050	< 0.050	< 0.050	< 0.050	<20	< 4.3	< 0.11	< 0.10	< 0.10	< 0.19	< 4.0	< 0.39	< 0.19	< 0.19	< 0.050	< 0.05	< 0.05	< 0.05	< 0.05	< 0.05	0.2 U	0.2 U	10 U	10 U	10 U	0.2 U	0.2 U	10 U	10 U	10 U	40 U	50 U	10 U	10 U
Benzo(a)pyrene	µg/L	< 0.05	< 0.05	< 0.05	< 0.05	< 0.05	< 0.05	< 0.05	< 0.05	< 0.050	< 0.050	< 0.050	< 0.050	<20	< 4.3	< 0.11	< 0.10	< 0.10	< 0.19	< 4.0	< 0.39	< 0.19	< 0.19	< 0.050	< 0.05	< 0.05	< 0.05	< 0.05	< 0.05	0.2 U	0.2 U	10 U	10 U	10 U	0.2 U	0.2 U	10 U	10 U	10 U	40 U	50 U	10 U	10 U
Benzo(b)fluoranthene	µg/L	< 0.1	< 0.1	< 0.1	< 0.1	< 0.1	< 0.1	< 0.1	< 0.1	< 0.10	< 0.10	< 0.10	< 0.10	<20	< 4.3	< 0.11	< 0.10	< 0.10	< 0.19	< 4.0	< 0.39	< 0.19	< 0.19	< 0.10	< 0.1	< 0.1	< 0.1	< 0.1	< 0.1	0.2 U	0.2 U	10 U	10 U	10 U	0.2 U	0.2 U	10 U	10 U	10 U	40 U	50 U	10 U	10 U
Benzo(g,h,i)perylene	µg/L	< 0.1	< 0.1	< 0.1	< 0.1	< 0.1	< 0.1	< 0.1	< 0.1	< 0.10	< 0.10	< 0.10	< 0.10	<20	< 4.3	< 0.11	< 0.10	< 0.10	< 0.19	< 4.0	< 0.39	< 0.19	< 0.19	< 10	< 10	< 10	< 10	< 10	< 10	0.2 U	0.2 U	10 U	10 U	10 U	0.2 U	0.2 U	10 U	10 U	10 U	40 U	50 U	**0.95 JB**	10 U
Benzo(k)fluoranthene	µg/L	< 0.05	< 0.05	< 0.05	< 0.05	< 0.05	< 0.05	< 0.05	< 0.05	< 0.050	< 0.050	< 0.050	< 0.050	<20	< 4.3	< 0.11	< 0.10	< 0.10	< 0.19	< 4.0	< 0.39	< 0.19	< 0.19	< 10	< 10	< 10	< 10	< 10	< 10	0.2 U	0.2 U	10 U	10 U	10 U	0.2 U	0.2 U	10 U	10 U	10 U	40 U	50 U	10 U	10 U
Chrysene	µg/L	< 0.05	< 0.05	< 0.05	< 0.05	< 0.05	< 0.05	< 0.05	< 0.05	< 0.050	< 0.050	< 0.050	< 0.050	<20	< 4.3	< 0.048	< 0.046	< 0.045	< 0.19	< 4.0	< 0.39	< 0.19	< 0.19	< 0.050	< 0.05	< 0.05	< 0.05	< 0.05	< 0.05	0.2 U	0.2 U	10 U	10 U	10 U	0.2 U	0.2 U	10 U	10 U	10 U	40 U	50 U	10 U	10 U
Dibenz(a,h)anthracene	µg/L	< 0.1	< 0.1	< 0.1	< 0.1	< 0.1	< 0.1	< 0.1	< 0.1	< 0.10	< 0.10	< 0.10	< 0.10	<20	< 4.3	< 0.11	< 0.10	< 0.10	< 0.19	< 4.0	< 0.39	< 0.19	< 0.19	< 0.10	< 0.1	< 0.1	< 0.1	< 0.1	< 0.1	0.2 U	0.2 U	10 U	10 U	10 U	0.2 U	0.2 U	10 U	10 U	10 U	40 U	50 U	**0.86 JB**	10 U
Dibenzofuran	µg/L	--	--	--	--	--	--	--	--	--	--	--	--	--	--	--	--	--	--	--	--	--	--	--	--	--	--	--	--	1.0 U	0.2 U	10 U	10 U	10 U	**1.7**	**2.0**	10 U	**2.1 J**	**21 J**	--	**2.3 J**	**2.6 J**	**4.3 J**
Fluoranthene	µg/L	**0.23**	**0.27**	**0.29**	**0.19**	**0.51**	**0.57**	**0.44**	**0.38**	**0.40**	**0.43**	**0.54**	**0.62**	<20	< 4.3	**0.39**	< 0.10	**0.20**	**0.21**	< 4.0	< 0.39	**0.24**	**0.29**	< 10	< 10	< 10	< 10	< 10	< 10	**0.45**	0.2 U	10 U	10 U	10 U	**0.76**	**0.76**	10 U	**0.84 J**	**0.95 J**	40 U	50 U	**0.78 J**	10 U
Fluorene	µg/L	**1.9**	**1.5**	**2.9**	**1.8**	**4.0**	**4.9**	**3.6**	**4**	**4.4**	**3.5**	**5.8**	**6.6**	<20	**8.4**	**5.0**	**0.50**	**3.0**	**2.3**	**6.4**	**2.6**	**2.7**	**3.9**	< 10	< 10	< 10	< 10	< 10	< 10	**4.3**	**0.42**	**13**	**11**	**12**	**11**	**12**	**13**	**11**	**11**	**18 J**	**9.3 J**	**13**	**21**
Indeno(1,2,3-cd)pyrene	µg/L	< 0.05	< 0.05	< 0.05	< 0.05	< 0.05	< 0.05	< 0.05	< 0.05	**0.064**	< 0.050	< 0.050	< 0.050	<20	< 4.3	< 0.11	< 0.10	< 0.10	< 0.19	< 4.0	< 0.39	< 0.19	< 0.19	< 0.050	< 0.05	< 0.05	< 0.05	< 0.05	< 0.05	0.2 U	0.2 U	10 U	10 U	10 U	0.2 U	0.2 U	10 U	10 U	10 U	40 U	50 U	**0.77 JB**	10 U
Naphthalene	µg/L	< 50	**7.6**	**220**	**150**	**21**	**11**	**3.6**	**18**	**27**	**12**	**65**	**280**	**300**	**430**	**98**	**20**	**50**	**110**	**190**	**21**	**17**	**76**	**110**	< 10	**190**	**180**	**160**	**210**	**87**	**35**	**700**	**560**	**580**	**450**	**500**	**400**	**620**	**570 D**	**1,300 D**	**980**	**880 D**	**1,200 D**
Phenanthrene	µg/L	**0.89**	**0.92**	**1.4**	**0.95**	**2.3**	**3.1**	**2.2**	**2.9**	**3.2**	**2.1**	**5**	**5.7**	<20	**7.2**	**3.0**	**0.18 J**	**1.5**	**1.2**	**5.5**	**1.6**	**1.7**	**2.4**	< 10	< 10	< 10	< 10	< 10	< 10	**3.0**	**0.24**	**10**	**10**	**11**	**9.4**	**9.3**	**11**	**11**	**16 J**	**11 J**	**12**	**19**
Pyrene	µg/L	**0.27**	**0.32**	**0.36**	**0.24**	**0.61**	**0.65**	**0.51**	**0.39**	**0.42**	**0.45**	**0.52**	**0.54**	<20	< 4.3	**0.40**	< 0.10	**0.28**	**0.25**	< 4.0	< 0.39	**0.24**	**0.37**	< 10	< 10	< 10	< 10	< 10	< 10	**0.51**	0.2 U	10 U	10 U	10 U	**0.76**	**0.83**	10 U	**0.95 J**	**0.81 J**	40 U	50 U	**0.92 J**	**1.2 J**
Inorganic Compounds																																										
Aluminum (fume or dust)	mg/L	--	--	--	--	--	--	--	--	--	--	--	--	--	--	--	--	--	--	--	--	--	--	--	--	--	--	--	--	0.2 U	0.2 U	0.2 U	0.2 U	0.2 U	0.2 U	0.2 U	0.2 U	0.2 U	**0.084 B**	--	0.2 U	**0.1 B**	**0.2 B**
Antimony	mg/L	< 0.006	< 0.006	< 0.006	< 0.006	< 0.006	< 0.006	< 0.006	< 0.02	< 0.0200	< 0.0200	< 0.0200	< 0.0200	< 0.020	< 0.020	< 0.0053	< 0.0053	< 0.0053	< 0.020	< 0.020	< 0.020	< 0.020	< 0.020	< 0.0200	< 0.02	< 0.02	< 0.02	< 0.02	< 0.02	0.01 U	0.006 U	0.02 U	0.006 U	0.006 U	0.02 U	0.02 U	0.02 U	0.02 U	0.02 U	--	0.02 U	0.02 U	0.02 U
Arsenic	mg/L	< 0.05	< 0.05	< 0.05	< 0.05	< 0.05	< 0.05	< 0.05	< 0.05	< 0.0500	< 0.0500	< 0.0500	< 0.0500	< 0.020	< 0.020	< 0.0046	< 0.0046	< 0.0046	< 0.020	< 0.020	< 0.020	< 0.010	< 0.010	<0.0500	< 0.05	< 0.05	< 0.05	< 0.05	< 0.05	0.01 U	0.01 U	0.01 U	0.01 U	0.01 U	0.01 U	0.01 U	0.01 U	0.01 U	0.01 U	--	0.01 U	0.01 U	0.01 U
Barium	mg/L	**0.379**	**0.403**	**0.326**	**0.362**	**0.354**	**0.4**	**0.402**	**0.384**	**0.324**	**0.367**	**0.395**	**0.407**	**0.37**	**0.38**	**0.38**	**0.35**	**0.34**	**0.38**	**0.34**	**0.36**	**0.32**	**0.35**	**0.346**	**0.348**	**0.372**	**0.363**	**0.382**	**0.39**	**0.382**	**0.354**	**0.38**	**0.4**	**0.4**	**0.36**	**0.38**	**0.33**	**0.39**	**0.4**	--	**0.38**	**0.37**	**0.39**
Beryllium	mg/L	< 0.004	< 0.004	< 0.004	< 0.004	< 0.004	< 0.004	< 0.004	< 0.01	< 0.0100	< 0.0100	< 0.0100	< 0.0100	< 0.0040	< 0.0040	< 0.00020	< 0.00020	< 0.00020	< 0.0040	< 0.0040	< 0.0040	< 0.0040	< 0.0040	< 0.0100	< 0.010	< 0.010	< 0.010	< 0.010	< 0.010	0.005 U	0.004 U	0.004 U	0.004 U	0.004 U	0.004 U	0.004 U	0.004 U	0.004 U	0.004 U	--	0.004 U	0.004 U	**0.0017 B**
Cadmium	mg/L	< 0.005	< 0.005	< 0.005	< 0.005	< 0.005	< 0.005	< 0.005	< 0.005	< 0.0050	< 0.0050	< 0.0050	< 0.0050	< 0.0050	< 0.0050	< 0.0020	< 0.0020	< 0.0020	< 0.0050	< 0.0050	< 0.0050	< 0.0050	< 0.0050	< 0.0050	< 0.005	< 0.005	< 0.005	< 0.005	< 0.005	0.002 U	0.005 U	0.005 U	0.005 U	0.005 U	0.005 U	0.005 U	0.005 U	0.005 U	0.005 U	--	0.005 U	0.005 U	0.005 U
Calcium metal	mg/L	--	--	--	--	--	--	--	--	--	--	--	--	--	--	--	--	--	--	--	--	--	--	--	--	--	--	--	--	**25.4**	**24.1**	**25**	**24**	**25**	**25**	**26**	**24**	**25**	**26**	--	**24**	**24**	**22**
Chromium	mg/L	< 0.01	< 0.01	< 0.01	< 0.01	< 0.01	< 0.01	< 0.01	< 0.01	< 0.0100	< 0.0100	< 0.0100	< 0.0100	< 0.010	< 0.010	< 0.0012	< 0.0012	< 0.0012	**0.0026 J**	< 0.010	< 0.010	< 0.010	< 0.010	< 0.0100	< 0.010	< 0.010	< 0.010	< 0.010	< 0.010	0.005 U	0.01 U	0.01 U	0.01 U	0.01 U	0.01 U	0.01 U	0.01 U	0.01 U	0.01 U	--	0.01 U	0.01 U	0.01 U
Cobalt	mg/L	--	--	--	--	--	--	--	--	--	--	--	--	--	--	--	--	--	--	--	--	--	--	--	--	--	--	--	--	0.007 U	0.01 U	0.01 U	0.01 U	0.01 U	0.01 U	0.01 U	0.01 U	0.01 U	**0.0074 B**	**0.0085 B**	--	**0.0085 B**	**0.0087 B**
Copper	mg/L	< 0.01	< 0.01	< 0.01	< 0.01	< 0.01	< 0.01	< 0.01	< 0.01	< 0.0100	< 0.0100	< 0.0100	< 0.0100	< 0.020	< 0.020	< 0.0019	< 0.0019	**0.0067 J**	**0.0036 J**	< 0.020	< 0.020	< 0.020	< 0.020	< 0.0100	< 0.010	< 0.010	< 0.010	< 0.010	< 0.010	0.025 U	0.02 U	0.02 U	0.02 U	0.02 U	0.02 U	0.02 U	0.02 U	0.02 U	**0.0016 B**	--	0.02 U	0.02 U	0.02 U
Cyanide	mg/L	< 0.01	< 0.01	< 0.01	< 0.01	< 0.01	< 0.01	< 0.01	< 0.01	**0.009 J**	< 0.010	< 0.010	< 0.010	< 0.010	< 0.010	< 0.0050	**0.013**	< 0.0050	< 0.010	< 0.010	< 0.010	< 0.010	< 0.010	< 0.010	< 0.010	< 0.010	< 0.010	< 0.010	< 0.010	0.01 U	0.01 U	0.01 U	0.01 U	0.01 U	0.01 U	0.01 U	0.01 U	0.015 U	0.01 U	--	0.01 U	0.01 U	0.01 U
Lead	mg/L	< 0.01	< 0.01	< 0.01	< 0.01	< 0.01	< 0.01	< 0.01	< 0.01	< 0.0100	< 0.0100	< 0.0100	< 0.0100	< 0.010	< 0.010	< 0.0040	< 0.0040	< 0.0040	< 0.010	< 0.010	< 0.010	< 0.0050	< 0.0050	< 0.0100	< 0.010	< 0.010	< 0.010	< 0.010	< 0.010	0.003 U	0.005 U	0.005 U	0.005 U	0.005 U	0.005 U	0.005 U	0.005 U	0.005 U	0.005 U	--	0.005 U	0.005 U	0.005 U
Magnesium	mg/L	--	--	--	--	--	--	--	--	--	--	--	--	--	--	--	--	--	--	--	--	--	--	--	--	--	--	--	--	**17.1**	**14.5**	**16**	**15**	**16**	**15**	**16**	**15**	**16**	**16**	--	**16**	**16**	**15**
Mercury	mg/L	< 0.0002	< 0.0002	< 0.0002	< 0.0002	< 0.0002	< 0.0002	< 0.0002	< 0.0002	< 0.00020	< 0.00020	< 0.00020	< 0.00020	< 0.00020	< 0.00020	< 0.000091	< 0.000091	< 0.000091	< 0.00020	< 0.00020	< 0.00020	< 0.00020	< 0.00020	< 0.00020	< 0.0002	< 0.0002	< 0.0002	< 0.0002	< 0.0002	0.0002 U	0.0002 U	0.0002 U	0.0002 U	0.0002 U	0.0002 U	0.0002 U	0.0002 U	0.0002 U	**0.00012 B**	0.0002 U	--	0.0002 U	0.0002 U	0.00020 U
Nickel	mg/L	< 0.02	< 0.02	< 0.02	< 0.02	< 0.02	< 0.02	< 0.02	< 0.02	< 0.0200	< 0.0200	< 0.0200	< 0.0200	< 0.040	< 0.040	< 0.0023	**0.0025 J**	< 0.0023	< 0.040	< 0.040	< 0.040	< 0.040	< 0.040	< 0.0200	< 0.02	< 0.02	< 0.02	< 0.02	< 0.02	0.04 U	0.04 U	0.04 U	0.04 U	0.04 U	0.04 U	0.04 U	0.04 U	0.04 U	0.04 U	--	0.04 U	0.04 U	0.04 U
Potassium	mg/L	--	--	--	--	--	--	--	--	--	--	--	--	--	--	--	--	--	--	--	--	--	--	--	--	--	--	--	--	5 U	**3.36**	**3.7**	**3.8**	**3.9**	**3.4**	**3.6**	**4**	**3.7**	**4**	--	**3.8**	**3.6**	**3.9**
Selenium	mg/L	< 0.02	< 0.02	< 0.02	< 0.02	< 0.02	< 0.02	< 0.02	< 0.02	< 0.0200	< 0.0200	< 0.0200	< 0.0200	< 0.020	< 0.020	< 0.0064	< 0.0064	< 0.0064	< 0.020	< 0.020	< 0.020	< 0.010	< 0.010	< 0.0200	< 0.02	< 0.02	< 0.02	< 0.02	< 0.02	0.005 U	0.01 U	0.01 U	0.01 U	0.01 U	0.01 U	0.01 U	0.01 U	**0.01**	0.01 U	--	0.01 U	0.01 U	0.01 U
Sodium	mg/L	--	--	--	--	--	--	--	--	--	--	--	--	--	--	--	--	--	--	--	--	--	--	--	--	--	--	-

Appendix E-1
Summary of Historical Groundwater Sampling Data - Alluvium, Galliard, and Saprolite Monitoring Wells
January 2001 through January 2019
Atlanta Gas Light Company
Former Manufactured Gas Plant Site
Augusta, Georgia

Chemical Name	Location ID	MW-306S	MW-306S	MW-306S	MW-306S	MW-306S	MW-306S	MW-306S	MW-306S	MW-306S	MW-306S	MW-306S	MW-306S	MW-306S	MW-306S	MW-306S	MW-306S	MW-306S	MW-306S	MW-306S
	Sample Date	2/14/2007	2/8/2006	1/12/2006	7/22/2005	7/22/2005 DUP	1/20/2005	1/20/2005 DUP	7/15/2004	7/15/2004 DUP	1/22/2004	1/22/2004 DUP	7/18/2003	7/18/2003 DUP	1/15/2003	1/15/2003 DUP	7/10/2002	1/15/2002	7/11/2001	1/22/2001
	Unit	Post-ISCO			Pre-ISCO															
Field Parameters																				
Conductivity	mS/cm	1.065	--	--	--	--	--	--	--	--	--	--	--	--	--	--	--	--	--	--
Dissolved Oxygen (YSI)	mg/L	2.24	--	--	--	--	--	--	--	--	--	--	--	--	--	--	--	--	--	--
pH	mV	6.53	--	--	--	--	--	--	--	--	--	--	--	--	--	--	--	--	--	--
Oxidation Reduction Potential	SU	96.8	--	--	--	--	--	--	--	--	--	--	--	--	--	--	--	--	--	--
Temperature	Celsius	18.32	--	--	--	--	--	--	--	--	--	--	--	--	--	--	--	--	--	--
Turbidity	NTU	1.29	--	--	--	--	--	--	--	--	--	--	--	--	--	--	--	--	--	--
Monitored Natural Attenuation Parameters																				
Carbon Dioxide	µg/L	--	--	--	--	--	--	--	--	--	--	--	--	--	--	--	--	--	--	--
Iron	mg/L	--	--	0.143	0.1 U	0.1 U	0.13	0.13	0.063	0.081	0.086	0.054	0.04 U	0.05	0.051	0.062	--	0.54 N	1.9	2.5 N
Iron, as Ferrous (Fe+2)	mg/L	--	--	--	--	--	--	--	--	--	--	--	--	--	--	--	--	--	--	--
Manganese, Total	mg/L	--	--	1.71	1.47	1.44	2	2.1	2.1	2.1	2.2	2.2	1.5	1.6	1.4	1.4	--	2.6	6.2 N	7.8
Manganese, Dissolved	mg/L	--	--	--	--	--	--	--	--	--	--	--	--	--	--	--	--	--	--	--
Methane	µg/L	--	--	--	--	--	--	--	--	--	--	--	--	--	--	--	--	--	--	--
Nitrate	mg/L	--	--	--	--	--	--	--	--	--	--	--	--	--	--	--	--	--	--	--
Nitrogen	mg/L	--	--	--	--	--	--	--	--	--	--	--	--	--	--	--	--	--	--	--
Nitrogen, ammonia (as N)	mg/L	--	--	--	--	--	--	--	--	--	--	--	--	--	--	--	--	--	--	--
Oxygen	mg/L	--	--	--	--	--	--	--	--	--	--	--	--	--	--	--	--	--	--	--
Sulfate	mg/L	--	--	--	--	--	--	--	--	--	--	--	--	--	--	--	--	--	--	--
Sulfide	mg/L	--	--	--	--	--	--	--	--	--	--	--	--	--	--	--	--	--	--	--
Volatile Organic Compounds																				
Acetone	µg/L	< 50	--	140 U	50 U	50 U	120 U	25 U	25 U	25 U	25 U	25 U	25 U	25 U	25 U	25 U	25 U	25 U	25 U	25 U
Benzene	µg/L	< 5	--	14 U	2.0 U	2.0 U	5.0 U	1.0 U	1.0 U	1.0 U	1.0 U	1.0 U	1.0 U	1.0 U	1.0 U	1.0 U	1.0 U	**0.11 J**	1.0 U	1.0 U
Carbon Disulfide	µg/L	< 5	--	14 U	2.0 U	2.0 U	5.0 U	1.0 U	1.0 U	1.0 U	1.0 U	1.0 U	1.0 U	1.0 U	1.0 U	1.0 U	1.0 U	1.0 U	1.0 U	1.0 U
Ethylbenzene	µg/L	< 5	--	14 U	2.0 U	2.0 U	5.0 U	1.0 U	1.0 U	1.0 U	1.0 U	1.0 U	1.0 U	1.0 U	1.0 U	1.0 U	1.0 U	1.0 U	1.0 U	1.0 U
Methylene Chloride	µg/L	< 5	9.1 U	25 U	10 U	10 U	25 U	5.0 U	5.0 U	5.0 U	50 U	50 U	5.0 U	5.0 U	5.0 UJ	5.0 U	5.0 U	5.0 U	5.0 U	5.0 U
Toluene	µg/L	< 5	--	14 U	2.0 U	2.0 U	5.0 U	1.0 U	1.0 U	1.0 U	1.0 U	1.0 U	1.0 U	1.0 U	1.0 U	1.0 U	1.0 U	1.0 U	1.0 U	1.0 U
Trichloroethylene	µg/L	< 5	--	14 U	2.0 U	2.0 U	5.0 U	1.0 U	1.0 U	1.0 U	1.0 U	1.0 U	1.0 U	1.0 U	1.0 U	1.0 U	**0.82 J**	1.0 U	1.0 U	1.0 U
Xylenes, total	µg/L	< 5	--	29 U	4.0 U	4.0 U	10 U	2.0 U	2.0 U	2.0 U	20 U	20 U	2.0 U	2.0 U	2.0 U	2.0 U	2.0 U	2.0 U	2.0 U	2.0 U
Semivolatile Organic Compounds																				
2-Methylnaphthalene	µg/L	--	--	0.2 U	0.2 U	0.2 U	0.2 U	0.2 U	0.2 U	0.2 U	0.2 U	0.2 U	10 U	10 U	10 U	10 U	10 U	10 U	10 U	10 U
Acenaphthene	µg/L	< 10	--	0.2 U	0.2 U	0.2 U	0.2 U	0.2 U	0.2 U	0.2 U	0.2 U	0.2 U	10 U	10 U	10 U	10 U	10 U	10 U	10 U	10 U
Acenaphthylene	µg/L	< 10	--	0.2 U	0.2 U	0.2 U	0.2 U	0.2 U	0.2 U	0.2 U	0.2 U	0.2 U	10 U	10 U	10 U	10 U	10 U	10 U	10 U	10 U
Anthracene	µg/L	< 10	--	0.2 U	0.2 U	0.2 U	0.2 U	0.2 U	0.2 U	0.2 U	0.2 U	0.2 U	10 U	10 U	10 U	10 U	10 U	10 U	**0.36 J**	**0.53 J**
Benz(a)anthracene	µg/L	< 0.05	--	0.2 U	0.2 U	0.2 U	0.2 U	0.2 U	0.2 U	0.2 U	0.2 U	0.2 U	10 U	10 U	10 U	10 U	10 U	10 U	10 U	10 U
Benzo(a)pyrene	µg/L	< 0.05	--	0.2 U	0.2 U	0.2 U	0.2 U	0.2 U	0.2 U	0.2 U	0.2 U	0.2 U	10 U	10 U	10 U	10 U	10 U	10 U	10 U	10 U
Benzo(b)fluoranthene	µg/L	< 0.1	--	0.2 U	0.2 U	0.2 U	0.2 U	0.2 U	0.2 U	0.2 U	0.2 U	0.2 U	10 U	10 U	10 U	10 U	10 U	10 U	10 U	10 U
Benzo(g,h,i)perylene	µg/L	< 10	--	0.2 U	0.2 U	0.2 U	0.2 U	0.2 U	0.2 U	0.2 U	0.2 U	0.2 U	10 U	10 U	10 U	10 U	10 U	10 U	10 U	10 U
Benzo(k)fluoranthene	µg/L	< 10	--	0.2 U	0.2 U	0.2 U	0.2 U	0.2 U	0.2 U	0.2 U	0.2 U	0.2 U	10 U	10 U	10 U	10 U	10 U	10 U	10 U	10 U
Chrysene	µg/L	< 0.05	--	0.2 U	0.2 U	0.2 U	0.2 U	0.2 U	0.2 U	0.2 U	0.2 U	0.2 U	10 U	10 U	10 U	10 U	10 U	10 U	10 U	10 U
Dibenzo(a,h)anthracene	µg/L	< 0.1	--	0.2 U	0.2 U	0.2 U	0.2 U	0.2 U	0.2 U	0.2 U	0.2 U	0.2 U	10 U	10 U	10 U	10 U	10 U	10 U	10 U	10 U
Dibenzofuran	µg/L	--	--	1.0 U	0.2 U	0.2 U	0.2 U	0.2 U	0.2 U	0.2 U	0.2 U	0.2 U	10 U	10 U	10 U	10 U	10 U	10 U	10 U	10 U
Fluoranthene	µg/L	< 10	--	0.2 U	0.2 U	0.2 U	0.2 U	0.2 U	0.2 U	0.2 U	0.2 U	0.2 U	10 U	10 U	10 U	10 U	10 U	10 U	**0.61 J**	**0.84 J**
Fluorene	µg/L	< 10	--	0.2 U	0.2 U	0.2 U	0.2 U	0.2 U	0.2 U	0.2 U	0.2 U	0.2 U	10 U	10 U	10 U	10 U	10 U	10 U	10 U	10 U
Indeno(1,2,3-cd)pyrene	µg/L	< 0.05	--	0.2 U	0.2 U	0.2 U	0.2 U	0.2 U	0.2 U	0.2 U	0.2 U	0.2 U	10 U	10 U	10 U	10 U	10 U	10 U	10 U	10 U
Naphthalene	µg/L	< 10	--	0.2 U	0.2 U	0.2 U	0.2 U	0.2 U	0.2 U	0.2 U	0.2 U	0.2 U	10 U	10 U	10 U	10 U	10 U	10 U	10 U	10 U
Phenanthrene	µg/L	< 10	--	0.2 U	0.2 U	0.2 U	0.2 U	0.2 U	0.2 U	0.2 U	0.2 U	0.2 U	10 U	10 U	10 U	10 U	10 U	10 U	**1.4 J**	**2.5 J**
Pyrene	µg/L	< 10	--	0.2 U	0.2 U	0.2 U	0.2 U	0.2 U	0.2 U	0.2 U	0.2 U	0.2 U	10 U	10 U	10 U	10 U	10 U	10 U	10 U	10 U
Inorganic Compounds																				
Aluminum (fume or dust)	mg/L	--	--	**1.99**	0.2 U	0.2 U	0.2 U	0.2 U	0.2 U	0.2 U	0.2 U	0.2 U	0.2 U	0.2 U	0.20 U	0.20 U	--	**0.061 BN**	0.2 U	**0.033 B**
Antimony	mg/L	< 0.02	--	0.01 U	0.006 U	0.006 U	0.02 U	0.02 U	0.006 U	0.006 U	0.02 U	0.02 U	0.02 U	0.02 U	0.020 U	0.020 U	--	0.020 U	0.02 U	0.02 U
Arsenic	mg/L	< 0.05	--	0.01 U	0.01 U	0.01 U	0.01 U	0.01 U	0.01 U	0.01 U	0.01 U	0.01 U	0.01 U	0.01 U	0.010 U	0.010 U	--	0.010 U	0.01 U	0.01 U
Barium	mg/L	**0.119**	--	0.2 U	**0.129**	**0.133**	**0.13**	**0.13**	**0.17**	**0.16**	**0.17**	**0.17**	**0.17**	**0.17**	**0.23**	**0.23**	--	**0.20**	**0.22**	**0.23**
Beryllium	mg/L	< 0.010	--	0.005 U	0.004 U	0.004 U	0.004 U	0.004 U	0.004 U	0.004 U	0.004 U	0.004 U	0.004 U	0.004 U	0.0040 U	0.0040 U	--	0.0040 U	0.004 U	0.004 U
Cadmium	mg/L	< 0.005	--	0.002 U	0.005 U	0.005 U	0.005 U	0.005 U	0.005 U	0.005 U	0.005 U	0.005 U	0.005 U	0.005 U	0.0050 U	0.0050 U	--	0.0050 U	0.005 U	0.005 U
Calcium metal	mg/L	--	--	**124**	**136**	**141**	**130**	**130**	**160**	**150**	**170**	**170**	**190**	**160**	**160**	**160**	--	**140**	**150**	**160**
Chromium	mg/L	< 0.010	--	0.005 UJ	0.01 U	0.01 U	0.01 U	0.01 U	0.01 U	0.01 U	0.01 U	0.01 U	0.01 UJ	0.01 UJ	0.010 U	0.010 U	--	0.010 U	0.01 UN	0.01 U
Cobalt	mg/L	--	--	0.007 UJ	0.01 U	0.01 U	0.01 U	0.01 U	0.01 U	0.01 U	0.01 U	0.01 U	0.01 U	0.01 U	**0.0023 B**	**0.0025 B**	--	**0.0036 B**	**0.0063 B**	**0.0067 B**
Copper	mg/L	< 0.010	--	0.025 U	0.02 U	0.02 U	0.02 U	0.02 U	0.02 U	0.02 U	0.02 U	0.02 U	0.02 U	0.02 U	0.0018 U	**0.0026 B**	--	**0.0013 B**	0.02 UN	**0.0014 B**
Cyanide	mg/L	< 0.010	--	0.01 UJ	0.01 U	0.01 U	0.01 U	0.01 U	0.01 U	0.01 U	0.01 U	0.01 U	0.015 U	0.015 U	0.010 U	0.010 U	--	0.010 U	0.01 U	0.01 U
Lead	mg/L	< 0.010	--	0.003 U	0.005 U	0.005 U	0.005 U	0.005 U	0.005 U	0.005 U	0.005 U	0.005 U	0.005 U	0.005 U	0.0050 U	0.0050 U	--	0.0050 U	0.005 U	0.005 U
Magnesium	mg/L	--	--	**38.4**	**39.8**	**41.3**	**39**	**39**	**48**	**47**	**52**	**51**	**52**	**52**	**48**	**48**	--	**44**	**47**	**47**
Mercury	mg/L	< 0.0002	--	0.0002 UJ	0.0002 U	0.0002 U	0.0002 U	0.0002 U	0.0002 U	0.0002 U	0.0002 U	0.0002 U	0.0002 UJ	0.0002 UJ	**0.00011 B**	**0.000096 B**	--	0.00020 U	0.0002 U	0.00020 U
Nickel	mg/L	< 0.02	--	0.04 U	**0.0442**	0.04 U	0.04 U	0.04 U	0.04 U	0.04 U	0.04 U	0.04 U	0.04 U	0.04 U	**0.044**	**0.043**	--	**0.022 B**	0.04 U	**0.0061 B**
Potassium	mg/L	--	--	**20.9**	**21.8**	**22.9**	**20**	**20**	**25**	**24**	**25**	**25**	**34**	**34**	**22**	**22**	--	**20**	**23**	**21**
Selenium	mg/L	< 0.02	--	0.005 U	0.01 U	0.01 U	0.01 U	0.01 U	0.01 U	0.01 U	0.01 U	0.01 U	0.01 U	0.01 U	0.010 U	0.010 U	--	0.010 U	0.01 U	0.01 U
Sodium	mg/L	--	--	**64.3**	**74.3**	**76.7**	**75**	**77**	**90**	**89**	**83**	**80**	**90**	**88**	**48**	**48**	--	**63**	**52**	**54**
Thallium	mg/L	< 1	--	0.001 U	0.001 U	0.001 U	0.002 U	0.002 U	0.001 U	0.001 U	0.001 U	0.001 U	0.002 U	0.002 U	0.0020 UJ	0.0020 UWN	--	0.0020 U	0.002 U	0.002 UW
Vanadium (fume or dust)	mg/L	< 0.010	--	0.007 U	0.01 U	0.01 U	0.01 U	0.01 U	0.01 U	0.01 U	0.01 U	0.01 U	0.01 U	0.01 U	**0.0031 B**	**0.0030 B**	--	0.010 U	0.01 U	0.01 U
Zinc	mg/L	< 0.02	--	0.02 U	0.02 U	0.02 U	0.02 U	0.02 U	0.02 U	0.02 U	0.02 U	0.02 U	**0.03**	**0.03**	**0.0092 B**	**0.0088 B**	--	**0.0085 B**	**0.0097 B**	**0.013 B**

Notes:
ISCO - *in-situ* chemical oxidation

Data Qualifier Defintions:
-- - Not analyzed
B (Inorganics) - Estimated analyte concentration
D - Analyte concentration reported from secondary dilution
DB - Analyte concentration reported from secondary dilution; analyte detected in method blank
H - Holding time exceeded for sample
J - Estimated analyte concentration
JB (Organic) - Estimated analyte concentration; analyte detected in method blank
Bold = Exceeds the laboratory detection limit
JM (Organic) - Estimated analyte concentration; spike sample recovery outside control limits
M (Organic) - Spike sample recovery outside control limits
N - Spike sample recovery outside of control limits
R - Sample data results rejected due to deficiencies in the ability to meet quality control standards
< - Analyte not detected at referenced detection limit
U - Analyte not detected at referenced detection limit
UJ - Analyte not detected; low method bias and/or matrix interference
UN - Analyte not detected; spiked sample recovery outside of control limits
UR - Analyte not detected; data rejected
UWN - Analyte not detected; post digestion spike and spike sample recovery outside control limits

Appendix E-1
Summary of Historical Groundwater Sampling Data - Alluvium, Galliard, and Saprolite Monitoring Wells
January 2001 through January 2019
Atlanta Gas Light Company
Former Manufactured Gas Plant Site
Augusta, Georgia

Chemical Name	Location ID	MW-306D	MW-306D	MW-306D	MW-306D	MW-306D	MW-306D	MW-306D	MW-306D	MW-306D	MW-306D	MW-306D	MW-306D	MW-306D	MW-306D	MW-306D	MW-306D	MW-306D	MW-306D	MW-306D	MW-306D	MW-306D	MW-306D	MW-306D	MW-306D	MW-306D	MW-306D	MW-306D	MW-306D	MW-306D	MW-306D	MW-306D	MW-306D	MW-306D	MW-306D	MW-306D
	Sample Date	1/22/2019	7/17/2018	1/23/2018	7/25/2017	1/24/2017	7/26/2016	1/19/2016	7/28/2015	1/13/2015	7/14/2014	1/7/2014	7/9/2013	1/8/2013	7/24/2012	1/17/2012	7/5/2011	1/18/2011	7/20/2010	1/6/2010	7/21/2009	01/19/2009	07/22/2008	1/8/2008	7/10/2007	2/15/2007	02/07 DUP	7/11/2006	2/8/2006	1/12/2006	7/22/2005	1/20/2005	7/15/2004	1/22/2004	7/19/2003	1/15/2003	7/9/2002
	Unit	Post-ISCO																												Pre-ISCO						
Field Parameters																																				
Conductivity	mS/cm	0.962	1.341	1.401	0.902	1.36	0.812	1.555	693	0.635	0.653	0.804	1.480	1.429	1.521	1.215	1.107	0.656	0.678	1.572	1.395	1.430	0.925	0.798	0.620	0.685	0.685	0.543	--	--	--	--	--	--	--	--	--	--
Dissolved Oxygen (YSI)	mg/L	0.7	0.25	0.3	0.24	0.38	0.23	0.29	0.41	0.21	1.82	0.22	0.17	3.71	1.70	0.32	0.28	0.45	6.8	0.32	6.18	0.27	0.73	0.28	0.24	0.28	0.28	2.63	--	--	--	--	--	--	--	--	--	--
Oxidation Reduction Potential	mV	-3.8	11.4	-8.2	24.2	-42.5	57.2	1.9	16	10.7	28	-7.7	-14.3	-51.0	-5.9	97.0	-11.5	226	-6.7	-29.2	-53.4	-43.6	-14.8	10.6	36.2	-8.9	-8.9	45	--	--	--	--	--	--	--	--	--	--
pH	SU	6.34	6.23	6.09	6.07	6.22	5.7	6.22	6.14	5.94	6.06	6.24	6.07	6.41	5.76	4.07	6.15	5.71	6.89	6.15	8.12	6.11	6.19	6.00	6.13	6.15	6.15	5.98	--	--	--	--	--	--	--	--	--	--
Temperature	Celsius	20.69	22.62	21.4	22.28	19.5	22.55	19.58	26	19.1	21.37	20.04	22.36	20.71	21.64	20.15	25.84	19.24	25.41	18.62	21.99	19.78	22.07	21.81	22.03	19.62	19.62	21.34	--	--	--	--	--	--	--	--	--	--
Turbidity	NTU	0.84	0.21	0.28	0.39	1.13	0.9	0.78	2.19	3.61	2.85	1.24	3.15	1.90	1.66	0.92	0.62	8	4.17	0.88	0.62	0	1.2	2.10	0.00	0.21	0.21	0.01	--	--	--	--	--	--	--	--	--	--
Monitored Natural Attenuation Parameters																																				
Carbon Dioxide	µg/L	--	--	--	--	--	--	--	--	--	--	--	--	--	--	--	--	--	--	--	--	--	--	--	--	--	--	--	--	--	--	--	--	--	--	--
Iron	mg/L	--	--	--	--	--	--	--	--	--	--	--	--	--	--	--	--	--	--	--	--	--	--	--	--	--	--	--	8.59	8.94	7.3	4.3	7.2	6.7	28	28
Iron, as Ferrous (Fe+2)	mg/L	--	--	--	--	--	--	--	--	--	--	--	--	--	--	--	--	--	--	--	--	--	--	--	--	--	--	--	--	--	--	--	--	--	--	--
Manganese, Total	mg/L	--	--	--	--	--	--	--	--	--	--	--	--	--	--	--	--	--	--	--	--	--	--	--	--	--	--	0.0002 U	--	1.56	1.52	1.6	1.5	1.6	1.2	2.5
Manganese, Dissolved	mg/L	--	--	--	--	--	--	--	--	--	--	--	--	--	--	--	--	--	--	--	--	--	--	--	--	--	--	--	--	--	--	--	--	--	--	--
Methane	µg/L	--	--	--	--	--	--	--	--	--	--	--	--	--	--	--	--	--	--	--	--	--	--	--	--	--	--	--	--	--	--	--	--	--	--	--
Nitrate	mg/L	--	--	--	--	--	--	--	--	--	--	--	--	--	--	--	--	--	--	--	--	--	--	--	--	--	--	--	--	--	--	--	--	--	--	--
Nitrogen	mg/L	--	--	--	--	--	--	--	--	--	--	--	--	--	--	--	--	--	--	--	--	--	--	--	--	--	--	--	--	--	--	--	--	--	--	--
Nitrogen, ammonia (as N)	mg/L	--	--	--	--	--	--	--	--	--	--	--	--	--	--	--	--	--	--	--	--	--	--	--	--	--	--	--	--	--	--	--	--	--	--	--
Oxygen	mg/L	--	--	--	--	--	--	--	--	--	--	--	--	--	--	--	--	--	--	--	--	--	--	--	--	--	--	--	--	--	--	--	--	--	--	--
Sulfate	mg/L	--	--	--	--	--	--	--	--	--	--	--	--	--	--	--	--	--	--	--	--	--	--	--	--	--	--	--	--	--	--	--	--	--	--	--
Sulfide	mg/L	--	--	--	--	--	--	--	--	--	--	--	--	--	--	--	--	--	--	--	--	--	--	--	--	--	--	--	--	--	--	--	--	--	--	--
Volatile Organic Compounds																																				
Acetone	µg/L	< 50	< 50	< 50	< 50	< 50	< 50	< 50	< 50	< 50	< 50	< 50	< 50	< 100	< 100	< 5.0	< 5.0	< 5.0	< 100	< 100	< 100	< 100	< 100	< 50	< 50	< 50 R	< 50	50 U	--	20 U	25 U	25 U	25 U	25 U	25 U	25 U	25 U	25 U
Benzene	µg/L	< 5.0	< 5.0	< 5.0	< 5.0	< 5.0	< 5.0	< 5.0	< 5.0	< 5.0	< 5.0	< 5.0	< 5.0	< 5.0	< 5.0	< 0.25	< 0.25	**0.56 J**	< 5.0	< 5.0	< 5.0	< 5.0	< 5.0	< 5.0	< 5	< 5	< 5	5 U	--	2.0 U	1.0 U	1.0 U	1.0 U	1.0 U	1.0 U	1.0 U	1.0 U	1.0 U
Carbon Disulfide	µg/L	< 5.0	< 5.0	< 5.0	< 5.0	< 5.0	< 5.0	< 5.0	< 5.0	< 5.0	< 5.0	< 5.0	< 5.0	< 5.0	< 5.0	< 0.60	< 0.60	< 0.60	< 5.0	< 5.0	< 5.0	< 5.0	< 5.0	< 5.0	< 5	< 5	< 5	5 U	--	2.0 U	1.0 U	1.0 U	1.0 U	1.0 U	1.0 U	1.0 U	1.0 U	1.0 U
Ethylbenzene	µg/L	< 5.0	< 5.0	< 5.0	< 5.0	< 5.0	< 5.0	< 5.0	< 5.0	< 5.0	< 5.0	< 5.0	< 5.0	< 5.0	< 5.0	< 0.11	< 0.11	< 0.11	< 5.0	< 5.0	< 5.0	< 5.0	< 5.0	< 5.0	< 5	< 5	< 5	5 U	--	2.0 U	1.0 U	1.0 U	1.0 U	1.0 U	1.0 U	1.0 U	1.0 U	1.0 U
Methylene Chloride	µg/L	< 5.0	< 5.0	< 5.0	< 5.0	< 5.0	< 5.0	< 5.0	< 5.0	< 5.0	< 5.0	< 5.0	< 5.0	< 5.0	< 5.0	< 1.0	< 1.0	< 1.0	< 5.0	< 5.0	< 5.0	< 5.0	< 5.0	< 5.0	< 5	< 5 UJ	< 5	5 U	1.0 U	5.4 U	5.0 U	5.0 U	5.0 U	5.0 U	5.0 U	5.0 U	5.0 U	5.0 U
Toluene	µg/L	< 5.0	< 5.0	< 5.0	< 5.0	< 5.0	< 5.0	< 5.0	< 5.0	< 5.0	< 5.0	< 5.0	< 5.0	< 5.0	< 5.0	< 0.33	< 0.33	< 0.33	< 5.0	< 5.0	< 5.0	< 5.0	< 5.0	< 5.0	< 5	< 5	< 5	5 U	--	2.0 U	1.0 U	1.0 U	1.0 U	1.0 U	1.0 U	1.0 U	1.0 U	1.0 U
Trichloroethylene	µg/L	< 5.0	< 5.0	< 5.0	< 5.0	< 5.0	< 5.0	< 5.0	< 5.0	< 5.0	< 5.0	< 5.0	< 5.0	< 5.0	< 5.0	< 0.13	< 0.13	< 0.13	< 5.0	< 5.0	< 5.0	< 5.0	< 5.0	< 5.0	< 5	< 5	< 5	5 U	--	2.0 U	1.0 U	1.0 U	1.0 U	1.0 U	1.0 U	1.0 U	1.0 U	1.0 U
Xylenes, total	µg/L	< 5.0	< 5.0	< 5.0	< 5.0	< 5.0	< 5.0	< 5.0	< 5.0	< 5.0	< 5.0	< 5.0	< 5.0	< 5.0	< 5.0	< 0.20	< 0.20	< 0.20	< 5.0	< 5.0	< 5.0	< 5.0	< 5.0	< 5.0	< 5	< 5	< 5	5 U	--	4.0 U	2.0 U	2.0 U	2.0 U	2.0 U	2.0 U	2.0 U	2.0 U	2.0 U
Semivolatile Organic Compounds																																				
2-Methylnaphthalene	µg/L	--	--	--	--	--	--	--	--	--	--	--	--	--	--	--	--	--	--	--	--	--	--	--	--	--	--	--	--	0.2 U	0.2 U	0.2 U	0.2 U	0.2 U	0.2 U	10 U	10 U	10 U
Acenaphthene	µg/L	< 0.5	< 0.5	< 0.5	< 0.5	< 0.5	< 0.5	< 0.5	< 0.5	< 0.50	< 0.50	< 0.50	< 0.50	< 0.19	< 0.23	< 0.10	< 0.14	< 0.096	< 0.19	< 0.19	< 0.19	< 0.21 *	< 0.19	< 10	< 10	< 10	< 10	10 U	--	0.2 U	0.2 U	0.2 U	0.2 U	0.2 U	10 U	**0.36 J**	**0.43 J**	**0.36 J**
Acenaphthylene	µg/L	< 1.0	< 1.0	< 1.0	< 1.0	< 1.0	< 1.0	< 1.0	< 1.0	< 1.0	< 1.0	< 1.0	< 1.0	< 0.19	< 0.23	< 0.10	< 0.14	< 0.096	< 0.19	< 0.19	< 0.19	< 0.21 *	< 0.19	< 10	< 10	< 10	< 10	10 U	--	0.2 U	0.2 U	0.2 U	0.2 U	0.2 U	10 U	10 U	10 U	10 U
Anthracene	µg/L	< 0.05	< 0.05	< 0.05	< 0.05	< 0.05	< 0.05	< 0.05	< 0.05	< 0.050	< 0.050	< 0.050	< 0.050	< 0.19	< 0.23	< 0.10	< 0.14	< 0.096	< 0.19	< 0.19	< 0.19	< 0.21 *	**0.032 J**	< 10	< 10	< 10	< 10	10 U	--	0.2 U	0.2 U	0.2 U	0.2 U	0.2 U	10 U	10 U	10 U	**0.38 J**
Benz(a)anthracene	µg/L	< 0.05	< 0.05	< 0.05	< 0.05	< 0.05	< 0.05	< 0.05	< 0.05	< 0.050	< 0.050	< 0.050	< 0.050	< 0.19	< 0.23	< 0.10	< 0.14	< 0.096	< 0.19	< 0.19	< 0.19	< 0.21	< 0.19	< 0.050	< 0.05	< 0.05	< 0.05	0.05 U	--	0.2 U	0.2 U	0.2 U	0.2 U	0.2 U	10 U	10 U	10 U	10 U
Benzo(a)pyrene	µg/L	< 0.05	< 0.05	< 0.05	< 0.05	< 0.05	< 0.05	< 0.05	< 0.05	< 0.050	< 0.050	< 0.050	< 0.050	< 0.19	< 0.23	< 0.10	< 0.14	< 0.096	< 0.19	< 0.19	< 0.19	< 0.21	< 0.19	< 0.050	< 0.05	< 0.05	< 0.05	0.05 U	--	0.2 U	0.2 U	0.2 U	0.2 U	0.2 U	10 U	10 U	10 U	10 U
Benzo(b)fluoranthene	µg/L	< 0.1	< 0.1	< 0.1	< 0.1	< 0.1	< 0.1	< 0.1	< 0.1	< 0.10	< 0.10	< 0.10	< 0.10	< 0.19	< 0.23	< 0.10	< 0.14	< 0.096	< 0.19	< 0.19	< 0.19	< 0.21	< 0.19	< 0.10	< 0.1	< 0.1	< 0.1	0.1 U	--	0.2 U	0.2 U	0.2 U	0.2 U	0.2 U	10 U	10 U	10 U	10 U
Benzo(g,h,i)perylene	µg/L	< 0.1	< 0.1	< 0.1	< 0.1	< 0.1	< 0.1	< 0.1	< 0.1	< 0.10	< 0.10	< 0.10	< 0.10	< 0.19	< 0.23	< 0.10	< 0.14	< 0.096	< 0.19	< 0.19	< 0.19	< 0.21	< 0.19	< 10	< 10	< 10	< 10	10 U	--	0.2 U	0.2 U	0.2 U	0.2 U	0.2 U	10 U	10 U	10 U	10 U
Benzo(k)fluoranthene	µg/L	< 0.05	< 0.05	< 0.05	< 0.05	< 0.05	< 0.05	< 0.05	< 0.05	< 0.050	< 0.050	< 0.050	< 0.050	< 0.19	< 0.23	< 0.10	< 0.14	< 0.096	< 0.19	< 0.19	< 0.19	< 0.21 *	< 0.19	< 10	< 10	< 10	< 10	10 U	--	0.2 U	0.2 U	0.2 U	0.2 U	0.2 U	10 U	10 U	10 U	10 U
Chrysene	µg/L	< 0.05	< 0.05	< 0.05	< 0.05	< 0.05	< 0.05	< 0.05	< 0.05	< 0.050	< 0.050	< 0.050	< 0.050	< 0.19	< 0.23	< 0.047	< 0.062	< 0.043	< 0.19	< 0.19	< 0.19	< 0.21	< 0.19	< 0.050	< 0.05	< 0.05	< 0.05	0.05 U	--	0.2 U	0.2 U	0.2 U	0.2 U	0.2 U	10 U	10 U	10 U	10 U
Dibenzo(a,h)anthracene	µg/L	< 0.1	< 0.1	< 0.1	< 0.1	< 0.1	< 0.1	< 0.1	< 0.1	< 0.10	< 0.10	< 0.10	< 0.10	< 0.19	< 0.23	< 0.10	< 0.14	< 0.096	< 0.19	< 0.19	< 0.19	< 0.21	< 0.19	< 0.10	< 0.1	< 0.1	< 0.1	0.1 U	--	0.2 U	0.2 U	0.2 U	0.2 U	0.2 U	10 U	10 U	10 U	10 U
Dibenzofuran	µg/L	--	--	--	--	--	--	--	--	--	--	--	--	--	--	--	--	--	--	--	--	--	--	--	--	--	--	--	--	1.0 U	0.2 U	0.2 U	0.2 U	0.2 U	10 U	10 U	**0.3 J**	10 U
Fluoranthene	µg/L	< 0.1	< 0.1	< 0.1	< 0.1	< 0.1	< 0.1	< 0.1	< 0.1	< 0.10	< 0.10	< 0.10	< 0.10	< 0.19	< 0.23	< 0.10	< 0.14	< 0.096	< 0.19	< 0.19	< 0.19	**0.044 J***	< 0.19	< 10	< 10	< 10	< 10	10 U	--	0.2 U	0.2 U	0.2 U	0.2 U	0.2 U	10 U	10 U	10 U	10 U
Fluorene	µg/L	< 0.1	< 0.1	< 0.1	< 0.1	< 0.1	< 0.1	< 0.1	< 0.1	< 0.10	< 0.10	< 0.10	< 0.10	< 0.19	< 0.23	< 0.10	< 0.14	< 0.096	< 0.19	< 0.19	< 0.19	< 0.21 *	< 0.19	< 10	< 10	< 10	< 10	10 U	--	0.2 U	0.2 U	0.2 U	0.2 U	0.2 U	10 U	10 U	10 U	**0.81 J**
Indeno(1,2,3-cd)pyrene	µg/L	< 0.05	< 0.05	< 0.05	< 0.05	< 0.05	< 0.05	< 0.05	< 0.05	< 0.050	< 0.050	< 0.050	< 0.050	< 0.19	< 0.23	< 0.10	< 0.14	< 0.096	< 0.19	< 0.19	< 0.19	< 0.21	< 0.19	< 0.050	< 0.05	< 0.05	< 0.05	0.05 U	--	0.2 U	0.2 U	0.2 U	0.2 U	0.2 U	10 U	10 U	10 U	10 U
Naphthalene	µg/L	< 0.5	< 0.5	< 0.5	< 0.5	< 0.5	< 0.5	< 0.5	< 0.5	< 0.50	< 0.50	< 0.50	< 0.50	< 0.19	**4.1**	< 0.10	< 0.14	< 0.096	< 0.19	< 0.19	< 0.19	**0.034 J**	< 0.19	< 10	< 10	< 10	< 10	10 U	--	0.2 U	0.2 U	0.2 U	0.2 U	0.2 U	10 U	10 U	10 U	10 U
Phenanthrene	µg/L	< 0.05	< 0.05	< 0.05	< 0.05	< 0.05	< 0.05	< 0.05	< 0.05	< 0.50	< 0.050	< 0.050	< 0.050	< 0.19	< 0.23	< 0.10	< 0.14	< 0.096	< 0.19	< 0.19	< 0.19	< 0.21 *	< 0.19	< 10	< 10	< 10	< 10	10 U	--	0.2 U	0.2 U	0.2 U	0.2 U	0.2 U	10 U	10 U	10 U	**1.2 J**
Pyrene	µg/L	**0.058**	< 0.05	**0.076**	**0.054**	**0.066**	< 0.05	< 0.05	< 0.05	< 0.050	< 0.050	**0.075**	**0.060**	< 0.19	< 0.23	< 0.10	< 0.14	< 0.096	< 0.19	< 0.19	< 0.19	**0.043 J**	**0.035 J**	< 10	< 10	< 10	< 10	10 U	--	0.2 U	0.2 U	0.2 U	0.2 U	0.2 U	10 U	10 U	10 U	10 U
Inorganic Compounds																																				
Aluminum (fume or dust)	mg/L	--	--	--	--	--	--	--	--	--	--	--	--	--	--	--	--	--	--	--	--	--	--	--	--	--	--	--	--	0.2 U	0.2 U	0.2 U	0.2 U	0.2 U	0.2 U	0.20 U	0.2 U	**0.043 BN**
Antimony	mg/L	< 0.006	< 0.006	< 0.006	< 0.006	< 0.006	< 0.006	< 0.006	< 0.02	< 0.0200	< 0.0200	< 0.0200	< 0.0200	< 0.020	< 0.020	< 0.0053	< 0.0053	< 0.0053	< 0.020	< 0.020	< 0.020	< 0.020	< 0.020	< 0.0200	< 0.02	< 0.02	< 0.02	0.02 U	--	0.01 U	0.006 U	0.02 U	0.006 U	0.02 U	0.02 U	0.020 U	0.02 U	0.020 U
Arsenic	mg/L	< 0.05	< 0.05	< 0.05	< 0.05	< 0.05	< 0.05	< 0.05	< 0.05	< 0.0500	< 0.0500	< 0.0500	< 0.0500	< 0.020	< 0.020	< 0.0046	< 0.0046	< 0.0046	< 0.020	< 0.020	< 0.020	< 0.010	< 0.010	<0.0500	< 0.05	< 0.05	< 0.05	0.05 U	--	0.01 U	0.01 U	0.01 U	0.01 U	0.01 U	0.01 U	**0.0034 B**	0.01 U	0.010 U
Barium	mg/L	**0.507**	**0.684**	**0.67**	**0.471**	**0.654**	**0.481**	**0.887**	**0.403**	**0.377**	**0.435**	**0.424**	**0.785**	**0.69**	**0.71**	**0.61**	**0.53**	**0.37**	**0.39**	**0.73**	**0.63**	**0.74**	**0.46**	**0.464**	**0.370**	**0.363**	**0.363**	**0.373**	--	**0.372**	**0.363**	**0.41**	**0.39**	**0.36**	**0.25**	**0.42**	**0.37**	**0.36**
Beryllium	mg/L	< 0.004	< 0.004	< 0.004	< 0.004	< 0.004	< 0.004	< 0.004	< 0.01	< 0.0100	< 0.0100	< 0.0100	< 0.0100	< 0.0040	< 0.0040	< 0.00020	< 0.00020	< 0.00020	< 0.0040	< 0.0040	< 0.0040	< 0.0040	< 0.0040	< 0.0100	< 0.010	< 0.010	< 0.010	0.01 U	--	0.005 U	0.004 U	0.004 U	0.004 U	0.004 U	0.004 U	0.0040 U	0.004 U	0.0040 U
Cadmium	mg/L	< 0.005	< 0.005	< 0.005	< 0.005	< 0.005	< 0.005	< 0.005	< 0.005	< 0.0050	< 0.0050	< 0.0050	< 0.0050	< 0.0050	< 0.0050	< 0.0020	< 0.0020	< 0.0020	< 0.0050	< 0.0050	< 0.0050	< 0.0050	< 0.0050	< 0.0050	< 0.005	< 0.005	< 0.005	0.005 U	--	0.002 U	0.005 U	0.005 U	0.005 U	0.005 U	0.005 U	0.0050 U	0.005 U	0.0050 U
Calcium metal	mg/L	--	--	--	--	--	--	--	--	--	--	--	--	--	--	--	--	--	--	--	--	--	--	--	--	--	--	--	--	**37.4**	**41.6**	**39**	**37**	**39**	**30**	**51**	**50**	**46**
Chromium	mg/L	< 0.01	< 0.01	< 0.01	< 0.01	< 0.01	< 0.01	< 0.01	< 0.01	< 0.0100	< 0.0100	< 0.0100	< 0.0100	< 0.010	< 0.010	**0.0016 J**	< 0.0012	< 0.0012	< 0.010	< 0.010	< 0.010	< 0.010	< 0.010	< 0.0100	< 0.010	< 0.010	< 0.010	0.01 U	--	0.005 UJ	0.01 U	0.01 U	0.01 U	0.01 U	0.01 U	0.010 U	0.01 U	0.010 U
Cobalt	mg/L	--	--	--	--	--	--	--	--	--	--	--	--	--	--	--	--	--	--	--	--	--	--	--	--	--	--	--	--	0.007 UJ	0.01 U	0.01 U	0.01 U	0.01 U	0.01 U	**0.0018 B**	0.01 U	0.010 U
Copper	mg/L	< 0.01	< 0.01	< 0.01	< 0.01	< 0.01	< 0.01	< 0.01	< 0.01	< 0.0100	< 0.0100	< 0.0100	< 0.0100	< 0.020	< 0.020	**0.0023 J**	< 0.0019	< 0.0019	< 0.020	< 0.020	< 0.020	< 0.020	< 0.020	< 0.0100	< 0.010	< 0.010	< 0.010	0.01 U	--	0.025 U	0.02 U	0.02 U	0.02 U	0.02 U	0.02 U	0.020 U	0.02 U	0.020 U
Cyanide	mg/L	< 0.01	< 0.01	< 0.01	< 0.01	< 0.01	< 0.01	< 0.01	< 0.01	< 0.010	< 0.010	< 0.010	< 0.010	< 0.010	< 0.010	< 0.0050	**0.0083 J**	< 0.0050	< 0.010	< 0.010	< 0.010	< 0.010	< 0.010	< 0.010	< 0.010	< 0.010	< 0.010	0.01 U	--	0.01 UJ	0.01 U	0.01 U	0.01 U	0.01 U	0.01 U	0.0115 U	0.010 U	0.01 U
Lead	mg/L	< 0.01	< 0.01	< 0.01	< 0.01	< 0.01	< 0.01	< 0.01	< 0.01	< 0.0100	< 0.0100	< 0.0100	< 0.0100	< 0.010	< 0.010	< 0.0040	< 0.0040	< 0.0040	< 0.010	< 0.010	< 0.010	< 0.010	< 0.0050	< 0.0050	< 0.0100	< 0.010	< 0.010	0.01 U	--	0.003 U	0.005 U	0.005 U	0.005 U	0.005 U	0.005 U	0.0050 U	0.005 U	0.0050 U
Magnesium	mg/L	--	--	--	--	--	--	--	--	--	--	--	--	--	--	--	--	--	--	--	--	--	--	--	--	--	--	--	--	**37.8**	**37.3**	**36**	**34**	**35**	**27**	**38**	**37**	**34**
Mercury	mg/L	< 0.0002	< 0.0002	< 0.0002	< 0.0002	< 0.0002	< 0.0002	< 0.0002	< 0.0002	< 0.00020	< 0.00020	< 0.00020	< 0.00020	< 0.00020	< 0.00020	< 0.00020	< 0.000091	< 0.000091	< 0.00020	< 0.00020	< 0.00020	< 0.00020	< 0.00020	< 0.00020	< 0.0002	< 0.0002	< 0.0002	--	--	0.0002 UJ	0.0002 U	0.0002 U	0.0002 U	0.0002 U	0.0002 U	0.00020 U	0.0002 U	0.00020 U
Nickel	mg/L	< 0.02	< 0.02	< 0.02	< 0.02	< 0.02	< 0.02	< 0.02	< 0.02	< 0.0200	< 0.0200	< 0.0200	< 0.0200	< 0.040	< 0.040	**0.0029 J**	**0.0029 J**	**0.0029 J**	< 0.040	< 0.040	< 0.040	< 0.040	**0.0026 J**	< 0.0200	< 0.02	< 0.02	< 0.02	0.02 U	--	0.04 U	0.04 U	0.04 U	0.04 U	0.04 U	0.04 U	0.040 U	**0.0065 B**	0.040 U
Potassium	mg/L	--	--	--	--	--	--	--	--	--	--	--	--	--	--	--	--	--	--	--	--	--	--	--	--	--	--	--	--	5 U	**3.27**	**3.8**	**2.8**	**3.4**	**3**	**3.8**	**4**	**4.0**
Selenium	mg/L	< 0.02	< 0.02	< 0.02	< 0.02	< 0.02	< 0.02	< 0.02	< 0.02	< 0.0200	< 0.0200	< 0.0200	< 0.0200	< 0.020	< 0.020	< 0.0064	< 0.0064	< 0.0064	< 0.020	< 0.020	< 0.020	< 0.010	< 0.010	< 0.0200	< 0.02	< 0.02	< 0.02	0.02 U	--	0.005 U	0.01 U	0.01 U	0.01 U	0.01 U	0.01 U	0.010 U	0.01 U	0.010 U
Sodium	mg/L	--	--	--	--	--	--	--	--	--	--	--	--	--	--	--	--	--	--	--	--	--	--	--	--	--	--	--	--	**45.5**	**47.1**	**42**	**34**	**34**	**30**	**77**	**72**	**79**
Thallium	mg/L	< 0.002	< 0.002	< 0.002	< 0.002	< 0.002	< 0.002	< 0.002	< 0.02	< 0.0200	< 0.0200	< 0.0200	< 0.0200	< 0.0010	< 0.0010	< 0.00025	< 0.00025	< 0.00025	< 0.0010	< 0.0010	< 0.0010	< 0.0010	< 0.0010	< 1.00	< 1.00	< 1	< 1	0.001 U	--	0.001 U	0.001 U	0.002 U	0.001 U	0.001 U	0.002 U	0.0020 UWN	0.002 UWN	0.0020 U
Vanadium (fume or dust)	mg/L	< 0.01	< 0.01	< 0.01	< 0.01	< 0.01	< 0.01	< 0.01	< 0.01	< 0.0100	< 0.0100	< 0.0100	< 0.0100	< 0.010	< 0.010	< 0.0024	< 0.0024	< 0.0024	< 0.010	< 0.010	< 0.010	< 0.010	< 0.010	< 0.0100	< 0.010	< 0.010	< 0.010	0.01 U	--	0.007 U	0.01 U	0.01 U	0.01 U	0.01 U	0.01 U	0.010 U	0.01 U	0.010 U
Zinc	mg/L	< 0.02	< 0.02	< 0.02	< 0.02	< 0.02	< 0.02	< 0.02	**0.0323**	< 0.0200	< 0.0200	< 0.0200	< 0.0200	< 0.020	< 0.020	**0.011 J**	< 0.0087	< 0.0087	**0.0096 J**	< 0.020	< 0.020	**0.012 J**	< 0.020	< 0.0200	< 0.02	< 0.02	< 0.02	0.02 U	--	0.02 U	0.02 U	0.02 U	0.02 U	0.02 U	0.03	0.020 U	**0.0076 B**	0.020 U

Notes:
ISCO - *in-situ* chemical oxidation

Data Qualifier Defintions:
-- - Not analyzed
B (Inorganics) - Estimated analyte concentration
D - Analyte concentration reported from secondary dilution
DB - Analyte concentration reported from secondary dilution; analyte detected in method blank
H - Holding time exceeded for sample
J - Estimated analyte concentration
JB (Organic) - Estimated analyte concentration; analyte detected in method blank
Bold = Exceeds the laboratory detection limit
JM (Organic) - Estimated analyte concentration; spike sample recovery outside control limits
M (Organic) - Spike sample recovery outside control limits
N - Spike sample recovery outside of control limits
R - Sample data results rejected due to deficiencies in the ability to meet quality control standards
< - Analyte not detected at referenced detection limit
U - Analyte not detected at referenced detection limit
UJ - Analyte not detected; low method bias and/or matrix interference
UN - Analyte not detected; spiked sample recovery outside of control limits
UR - Analyte not detected; data rejected
UWN - Analyte not detected; post digestion spike and spike sample recovery outside control limits

Appendix E-1
Summary of Historical Groundwater Sampling Data - Alluvium, Galliard, and Saprolite Monitoring Wells
January 2001 through January 2019
Atlanta Gas Light Company
Former Manufactured Gas Plant Site
Augusta, Georgia

Chemical Name	Location ID	MW-306SAP	MW-306SAP	MW-306SAP	MW-306SAP	MW-306SAP	MW-306SAP	MW-306SAP	MW-306SAP	MW-306SAP	MW-306SAP	MW-306SAP	MW-306SAP	MW-306SAP	MW-306SAP	MW-306SAP	MW-306SAP	MW-306SAP	MW-306SAP	MW-306SAP	MW-306SAP	MW-306SAP	MW-306SAP	MW-306SAP	MW-306SAP	MW-306SAP	MW-306SAP
	Sample Date	1/22/2019	7/17/2018	1/23/2018	7/25/2017	1/24/2017	7/26/2016	1/19/2016	7/28/2015	1/14/2015	7/15/2014	1/7/2014	7/9/2013	1/8/2013	7/24/2012	1/17/2012	7/6/2011	1/18-19/2011	1/6/2010	7/21/2009	1/19/2009	7/22/2008	1/22/2004	1/16/2003	7/10/2002	1/16/2002	7/11/2001	1/24/2001
	Unit	Post-ISCO																					Pre-ISCO				
Field Parameters																											
Conductivity	mS/cm	1.470	1.403	1.453	1.458	1.521	1.503	1.614	1459	1.390	1.375	1.493	1.431	1.330	1.268	1.268	1.497	1.172	0.899	1.617	1.319	1.62	--	--	--	--	--	--
Dissolved Oxygen (YSI)	mg/L	5.79	1.77	3.41	2.25	2.2	1.54	3.51	0.65	1.21	4.87	5.23	5.53	--	4.75	4.75	4.20	5.69	9.89	6.26	2.5	0.78	--	--	--	--	--	--
Oxidation Reduction Potential	mV	15.1	20.2	37.4	17.5	-9.9	29.9	8.1	-28.1	-23.2	-3.6	-38.8	25.3	-34.0	128.7	128.7	2.0	5.31	-12.1	-71.9	6.03	1.5	--	--	--	--	--	--
pH	SU	6.44	6.14	6.07	6.07	6.1	5.88	6.17	6.06	6.06	6.43	6.47	6.10	6.44	3.84	3.84	6.34	220.0	6.29	6.6	11.7	6.15	--	--	--	--	--	--
Temperature	Celsius	18.2	24.57	19.93	24.92	19.15	23.76	18.37	25.9	15.40	25.72	16.77	21.87	19.92	15.83	15.83	24.26	15.19	13.66	30.52	16.04	25.77	--	--	--	--	--	--
Turbidity	NTU	5.7	2.23	4.67	5.53	8.49	2.85	56.2	8.55	12.80	33.3	28.6	90.4	18.00	20.9	20.9	22.9	21	NM	9.8	9.83	9.39	--	--	--	--	--	--
Monitored Natural Attenuation Parameters																												
Carbon Dioxide	mg/L	--	--	--	--	--	--	--	--	--	--	--	--	--	--	--	--	--	--	--	--	--	--	--	--	--	--	--
Iron	mg/L	--	--	--	--	--	--	--	--	--	--	--	--	--	--	--	--	--	--	--	--	--	1.1	18	16	10	17	16
Iron, as Ferrous (Fe+2)	mg/L	--	--	--	--	--	--	--	--	--	--	--	--	--	--	--	--	--	--	--	--	--	--	--	--	--	--	--
Manganese, Total	mg/L	--	--	--	--	--	--	--	--	--	--	--	--	--	--	--	--	--	--	--	--	--	1	3.9	3.8	4.9	4.0 N	4.0
Manganese, Dissolved	mg/L	--	--	--	--	--	--	--	--	--	--	--	--	--	--	--	--	--	--	--	--	--	--	--	--	--	--	--
Methane	µg/L	--	--	--	--	--	--	--	--	--	--	--	--	--	--	--	--	--	--	--	--	--	--	--	--	--	--	--
Nitrate	mg/L	--	--	--	--	--	--	--	--	--	--	--	--	--	--	--	--	--	--	--	--	--	--	--	--	--	--	--
Nitrogen	mg/L	--	--	--	--	--	--	--	--	--	--	--	--	--	--	--	--	--	--	--	--	--	--	--	--	--	--	--
Nitrogen, ammonia (as N)	mg/L	--	--	--	--	--	--	--	--	--	--	--	--	--	--	--	--	--	--	--	--	--	--	--	--	--	--	--
Oxygen	mg/L	--	--	--	--	--	--	--	--	--	--	--	--	--	--	--	--	--	--	--	--	--	--	--	--	--	--	--
Sulfate	mg/L	--	--	--	--	--	--	--	--	--	--	--	--	--	--	--	--	--	--	--	--	--	--	--	--	--	--	--
Sulfide	mg/L	--	--	--	--	--	--	--	--	--	--	--	--	--	--	--	--	--	--	--	--	--	--	--	--	--	--	--
Volatile Organic Compounds																												
Acetone	µg/L	< 50	< 50	< 50	< 50	< 50	< 50	< 50	< 50	< 50	< 50	< 50	< 50	< 100	< 100	< 5.0	< 5.0	< 5.0	< 100	< 100	< 100	< 100	2,500 U	**25**	25 U	25 U	**18 J**	25 U
Benzene	µg/L	< 5.0	< 5.0	< 5.0	< 5.0	< 5.0	< 5.0	< 5.0	< 5.0	< 5.0	< 5.0	< 5.0	< 5.0	< 5.0	< 5.0	< 0.25	< 0.25	0.57 J	< 5.0	< 5.0	< 5.0	< 5.0	**2,100**	**0.16 J**	1.0 U	1.0 U	**0.17 J**	**0.22 J**
Carbon Disulfide	µg/L	< 5.0	< 5.0	< 5.0	< 5.0	< 5.0	< 5.0	< 5.0	< 5.0	< 5.0	< 5.0	< 5.0	< 5.0	< 5.0	< 5.0	< 0.60	< 0.60	< 0.60	< 5.0	< 5.0	< 5.0	< 5.0	100 U	1.0 U	1.0 U	1.0 U	1.0 U	1.0 U
Ethylbenzene	µg/L	< 5.0	< 5.0	< 5.0	< 5.0	< 5.0	< 5.0	< 5.0	< 5.0	< 5.0	< 5.0	< 5.0	< 5.0	< 5.0	< 5.0	< 0.11	< 0.11	< 0.11	< 5.0	< 5.0	< 5.0	< 5.0	**290**	**0.11 J**	**0.29 J**	1.0 U	1.0 U	1.0 U
Methylene Chloride	µg/L	< 5.0	< 5.0	< 5.0	< 5.0	< 5.0	< 5.0	< 5.0	< 5.0	< 5.0	< 5.0	< 5.0	< 5.0	< 5.0	< 5.0	< 1.0	**2.8 J B**	< 1.0	< 5.0	< 5.0	< 5.0	< 5.0	500 U	5.0 U	5.0 U	5.0 U	5.0 U	5.0 U
Toluene	µg/L	< 5.0	< 5.0	< 5.0	< 5.0	< 5.0	< 5.0	< 5.0	< 5.0	< 5.0	< 5.0	< 5.0	< 5.0	< 5.0	< 5.0	< 0.33	< 0.33	< 0.33	< 5.0	< 5.0	< 5.0	< 5.0	100 U	**4.0 J**	1.0 U	1.0 U	**0.29 J**	1.0 U
Trichloroethylene	µg/L	< 5.0	< 5.0	< 5.0	< 5.0	< 5.0	< 5.0	< 5.0	< 5.0	< 5.0	< 5.0	< 5.0	< 5.0	< 5.0	< 5.0	< 0.13	< 0.13	< 0.13	< 5.0	< 5.0	< 5.0	< 5.0	100 U	**0.2 J**	1.0 U	1.0 U	1.0 U	1.0 U
Xylenes, total	µg/L	< 5.0	< 5.0	< 5.0	< 5.0	< 5.0	< 5.0	< 5.0	< 5.0	< 5.0	< 5.0	< 5.0	< 5.0	< 5.0	< 5.0	< 0.20	< 0.20	< 0.20	< 5.0	< 5.0	< 5.0	< 5.0	200 U	**0.13 J**	2.0 U	2.0 U	2.0 U	2.0 U
Semivolatile Organic Compounds																												
2-Methylnaphthalene	µg/L	--	--	--	--	--	--	--	--	--	--	--	--	--	--	--	--	--	--	--	--	--	**44**	10 U	10 U	14 U	10 U	10 U
Acenaphthene	µg/L	< 0.5	< 0.5	< 0.5	< 0.5	< 0.5	< 0.5	< 0.5	< 0.5	< 0.50	< 0.50	< 0.50	< 0.50	< 0.22	< 0.20	< 0.096	< 0.099	< 0.10	< 0.19	< 0.20	**0.041 J***	**0.038 J**	**19**	10 U	**0.32 J**	14 U	10 U	**0.27 J**
Acenaphthylene	µg/L	< 1.0	< 1.0	< 1.0	< 1.0	< 1.0	< 1.0	< 1.0	< 1.0	< 1.0	< 1.0	< 1.0	< 1.0	< 0.22	< 0.20	< 0.096	< 0.099	< 0.10	< 0.19	< 0.20	< 0.19 *	< 0.19	**0.21**	10 U	10 U	14 U	10 U	10 U
Anthracene	µg/L	< 0.05	< 0.05	< 0.05	< 0.05	**0.055**	< 0.05	< 0.05	< 0.05	< 0.050	< 0.050	< 0.050	< 0.050	< 0.22	< 0.20	< 0.096	< 0.099	< 0.10	< 0.19	< 0.20	< 0.19 *	< 0.19	**0.28**	10 U	10 U	14 U	10 U	10 U
Benz(a)anthracene	µg/L	< 0.05	< 0.05	< 0.05	< 0.05	< 0.05	< 0.05	< 0.05	< 0.05	< 0.050	< 0.050	< 0.050	< 0.050	< 0.22	< 0.20	< 0.096	< 0.099	< 0.10	< 0.19	< 0.20	< 0.19	< 0.19	0.2 U	10 U	10 U	14 U	10 U	10 U
Benzo(a)pyrene	µg/L	< 0.05	< 0.05	< 0.05	< 0.05	< 0.05	< 0.05	< 0.05	< 0.05	< 0.050	< 0.050	< 0.050	< 0.050	< 0.22	< 0.20	< 0.096	< 0.099	< 0.10	< 0.19	< 0.20	< 0.19	< 0.19	0.2 U	10 U	10 U	14 U	10 U	10 U
Benzo(b)fluoranthene	µg/L	< 0.1	< 0.1	< 0.1	< 0.1	< 0.1	< 0.1	< 0.1	< 0.1	< 0.10	< 0.10	< 0.10	< 0.10	< 0.22	< 0.20	< 0.096	< 0.099	< 0.10	< 0.19	< 0.20	< 0.19	< 0.19	0.2 U	10 U	10 U	14 U	10 U	10 U
Benzo(g,h,i)perylene	µg/L	< 0.1	< 0.1	< 0.1	< 0.1	< 0.1	< 0.1	< 0.1	< 0.1	< 0.10	< 0.10	< 0.10	< 0.10	< 0.22	< 0.20	< 0.096	**0.38**	< 0.10	< 0.19	< 0.20	< 0.19	< 0.19	0.2 U	10 U	10 U	14 U	10 U	10 U
Benzo(k)fluoranthene	µg/L	< 0.05	< 0.05	< 0.05	< 0.05	< 0.05	< 0.05	< 0.05	< 0.05	< 0.050	< 0.050	< 0.050	< 0.050	< 0.22	< 0.20	< 0.096	< 0.099	< 0.10	< 0.19	< 0.20	< 0.19 *	< 0.19	0.2 U	10 U	10 U	14 U	10 U	10 U
Chrysene	µg/L	< 0.05	< 0.05	< 0.05	< 0.05	< 0.05	< 0.05	< 0.05	< 0.05	< 0.050	< 0.050	< 0.050	< 0.050	< 0.22	< 0.20	< 0.043	< 0.045	< 0.045	< 0.19	< 0.20	< 0.19	< 0.19	0.2 U	10 U	10 U	14 U	10 U	10 U
Dibenzo(a,h)anthracene	µg/L	< 0.1	< 0.1	< 0.1	< 0.1	< 0.1	< 0.1	< 0.1	< 0.1	< 0.10	< 0.10	< 0.10	< 0.10	< 0.22	< 0.20	< 0.096	< 0.099	< 0.10	< 0.19	< 0.20	< 0.19	< 0.19	0.2 U	10 U	10 U	14 U	10 U	10 U
Dibenzofuran	µg/L	--	--	--	--	--	--	--	--	--	--	--	--	--	--	--	--	--	--	--	--	--	**2.5**	10 U	10 U	14 U	10 U	10 U
Fluoranthene	µg/L	< 0.1	< 0.1	< 0.1	< 0.1	< 0.1	< 0.1	< 0.1	< 0.1	< 0.10	< 0.10	< 0.10	< 0.10	< 0.22	< 0.20	< 0.096	< 0.099	< 0.10	< 0.19	< 0.20	**0.023 J***	< 0.19	0.2 U	10 U	10 U	14 U	10 U	10 U
Fluorene	µg/L	< 0.1	< 0.1	< 0.1	< 0.1	**0.2**	< 0.1	< 0.1	< 0.1	< 0.10	< 0.10	< 0.10	< 0.10	< 0.22	< 0.20	< 0.096	< 0.099	< 0.10	< 0.19	< 0.20	< 0.19 *	< 0.19	**2.3**	10 U	10 U	14 U	10 U	10 U
Indeno(1,2,3-cd)pyrene	µg/L	< 0.05	< 0.05	< 0.05	< 0.05	< 0.05	< 0.05	< 0.05	< 0.05	< 0.050	< 0.050	< 0.050	< 0.050	< 0.22	< 0.20	< 0.096	**0.23**	< 0.10	< 0.19	< 0.20	< 0.19	< 0.19	0.2 U	10 U	10 U	14 U	10 U	10 U
Naphthalene	µg/L	< 0.5	< 0.5	< 0.5	< 0.5	**0.73**	< 0.5	< 0.5	< 0.5	**0.66**	< 0.50	< 0.50	< 0.50	< 0.22	< 0.20	**0.18 J**	< 0.099	**0.14 J**	< 0.19	< 0.20	**0.099 J**	**0.083 J**	**390**	10 U	10 U	14 U	10 U	10 U
Phenanthrene	µg/L	< 0.05	< 0.05	< 0.05	< 0.05	**0.14**	< 0.05	< 0.05	< 0.05	< 0.50	< 0.050	< 0.050	< 0.050	< 0.22	< 0.20	< 0.096	< 0.099	< 0.10	< 0.19	< 0.20	< 0.19 *	< 0.19	**2.2**	10 U	10 U	14 U	10 U	10 U
Pyrene	µg/L	**0.058**	< 0.05	**0.058**	< 0.05	**0.067**	< 0.05	< 0.05	< 0.05	< 0.050	< 0.050	< 0.050	< 0.050	< 0.22	< 0.20	< 0.096	< 0.099	< 0.10	< 0.19	< 0.20	< 0.19	< 0.19	0.2 U	10 U	10 U	14 U	10 U	10 U
Inorganic Compounds																												
Aluminum (fume or dust)	mg/L	--	--	--	--	--	--	--	--	--	--	--	--	--	--	--	--	--	--	--	--	--	0.2 U	**3.1**	**0.1 B**	**0.029 B**	0.2 U	**0.71**
Antimony	mg/L	< 0.006	< 0.006	< 0.006	< 0.006	< 0.006	< 0.006	< 0.006	< 0.02	< 0.0200	< 0.0200	< 0.0200	< 0.0200	< 0.020	< 0.020	< 0.0053	< 0.0053	< 0.0053	< 0.020	< 0.020	< 0.020	< 0.020	0.02 U	0.020 U	0.02 U	0.02 U	0.02 U	0.02 U
Arsenic	mg/L	< 0.05	< 0.05	< 0.05	< 0.05	< 0.05	< 0.05	< 0.05	< 0.05	< 0.0500	< 0.0500	< 0.0500	< 0.0500	< 0.020	< 0.020	< 0.0046	< 0.0046	< 0.0046	< 0.020	< 0.020	< 0.010	< 0.010	0.01 U	0.010 U	0.01 U	0.01 U	0.01 U	0.01 U
Barium	mg/L	**0.773**	**0.679**	**0.676**	**0.685**	**0.621**	**0.704**	**0.756**	**0.682**	**0.648**	**0.657**	**0.666**	**0.654**	**0.63**	**0.78**	**0.68**	**0.63**	**0.68**	**0.63**	**0.65**	**0.67**	**0.71**	**0.32**	**0.59**	**0.56**	**0.61**	**0.52**	**0.53**
Beryllium	mg/L	< 0.004	< 0.004	< 0.004	< 0.004	< 0.004	< 0.004	< 0.004	< 0.01	< 0.0100	< 0.0100	< 0.0100	< 0.0100	< 0.0040	< 0.0040	< 0.00020	< 0.00020	**0.00029 J**	< 0.0040	< 0.0040	< 0.0040	< 0.0040	0.004 U	0.0040 U	**0.00054 B**	0.004 U	0.004 U	0.004 U
Cadmium	mg/L	< 0.005	< 0.005	< 0.005	< 0.005	< 0.005	< 0.005	< 0.005	< 0.005	< 0.0050	< 0.0050	< 0.0050	< 0.0050	< 0.0050	< 0.0050	< 0.0020	< 0.0020	< 0.0020	< 0.0050	< 0.0050	< 0.0050	< 0.0050	0.005 U	0.0050 U	0.005 U	0.005 U	0.005 U	0.005 U
Calcium metal	mg/L	--	--	--	--	--	--	--	--	--	--	--	--	--	--	--	--	--	--	--	--	--	**27**	**61**	**57**	**69**	**59**	**56**
Chromium	mg/L	< 0.01	**0.0142**	< 0.01	**0.0178**	< 0.01	< 0.01	< 0.01	< 0.01	< 0.0100	< 0.0100	< 0.0100	< 0.0100	< 0.010	**0.42**	**0.0024 J**	**0.0013 J**	**0.0091 J**	< 0.010	< 0.010	**0.0056 J**	< 0.010	0.01 U	**0.034**	0.01 U	0.01 U	0.01 UN	**0.0039 B**
Cobalt	mg/L	--	--	--	--	--	--	--	--	--	--	--	--	--	--	--	--	--	--	--	--	--	0.01 U	**0.0060 B**	**0.0042 B**	**0.0035 B**	**0.0044 B**	**0.0025 B**
Copper	mg/L	< 0.01	< 0.01	< 0.01	< 0.01	< 0.01	< 0.01	< 0.01	< 0.01	< 0.0100	< 0.0100	< 0.0100	< 0.0100	< 0.020	< 0.020	< 0.0019	< 0.0019	**0.0026 JB**	< 0.020	< 0.020	< 0.020	< 0.020	0.02 U	**0.0054 B**	0.02 U	0.02 U	0.02 UN	**0.0014 B**
Cyanide	mg/L	< 0.01	< 0.01	< 0.01	< 0.01	< 0.01	< 0.01 UJ	< 0.01	< 0.01	0.010	< 0.010	< 0.010	< 0.010	< 0.010	< 0.010	< 0.0050	< 0.0050	< 0.0050	< 0.010	< 0.010	< 0.010	< 0.010	0.01 U	0.010 U	0.01 U	0.01 U	0.01 U	0.01 U
Lead	mg/L	< 0.01	< 0.01	< 0.01	< 0.01	< 0.01	< 0.01	< 0.01	< 0.01	< 0.0100	< 0.0100	< 0.0100	< 0.0100	< 0.010	< 0.010	< 0.0040	< 0.0040	< 0.0040	< 0.010	< 0.010	< 0.0050	< 0.0050	0.005 U	0.0050 U	0.005 U	0.005 U	0.005 U	0.005 U
Magnesium	mg/L	--	--	--	--	--	--	--	--	--	--	--	--	--	--	--	--	--	--	--	--	--	**14**	**35**	**33**	**40**	**34**	**33**
Mercury	mg/L	< 0.0002	< 0.0002	< 0.0002	< 0.0002	< 0.0002	< 0.0002	< 0.0002	< 0.0002	< 0.00020	< 0.00020	< 0.00020	< 0.00020	< 0.00020	< 0.00020	< 0.000091	< 0.000091	< 0.000091	< 0.00020	< 0.00020	< 0.00020	< 0.00020	0.0002 U	0.00020 U	0.0002 U	0.0002 U	0.0002 U	0.00020 U
Nickel	mg/L	**0.585**	**0.456**	**0.396**	**0.38**	**0.351**	**0.422**	**0.300**	**0.306**	**0.151**	**0.378**	**0.315**	**0.305**	**0.59**	**0.59**	**0.30**	**0.27**	**0.38**	**0.36**	**0.20**	**0.027 J**	**0.034 J**	0.04 U	**0.024 B**	**0.018 B**	**0.032 B**	**0.026 B**	**0.029 B**
Potassium	mg/L	--	--	--	--	--	--	--	--	--	--	--	--	--	--	--	--	--	--	--	--	--	**3.0**	**3.8**	**3.9**	**3.5**	**3.7**	**3.7**
Selenium	mg/L	< 0.02	< 0.02	< 0.02	< 0.02	< 0.02	< 0.02	< 0.02	< 0.02	< 0.0200	< 0.0200	< 0.0200	< 0.0200	< 0.020	< 0.020	< 0.0064	< 0.0064	< 0.0064	< 0.020	< 0.020	< 0.010	< 0.010	0.01 U	0.010 U	0.01 U	0.01 U	0.01 U	0.01 U
Sodium	mg/L	--	--	--	--	--	--	--	--	--	--	--	--	--	--	--	--	--	--	--	--	--	**25**	**210**	**140**	**120**	**160**	**150**
Thallium	mg/L	< 0.002	< 0.002	< 0.002	< 0.002	< 0.002	< 0.002	< 0.002	< 0.02	< 0.0200	< 0.0200	< 0.0200	< 0.0200	< 0.0010	< 0.0010	< 0.00025	< 0.00025	< 0.00025	< 0.0010	< 0.0010	< 0.0010	< 0.0010	0.001 U	0.0020 UWN	0.002 UWN	0.002 U	0.002 UW	0.002 UW
Vanadium (fume or dust)	mg/L	< 0.01	< 0.01	< 0.01	< 0.01	< 0.01	< 0.01	< 0.01	< 0.01	< 0.0100	< 0.0100	< 0.0100	< 0.0100	< 0.010	**0.010**	< 0.0024	< 0.0024	< 0.0024	< 0.010	< 0.010	< 0.010	< 0.010	0.01 U	**0.0055 B**	0.01 U	0.01 U	0.01 U	0.01 U
Zinc	mg/L	< 0.02	< 0.02	< 0.02	< 0.02	< 0.02	< 0.02	**0.0616**	< 0.02	< 0.0200	< 0.0200	< 0.0200	< 0.0200	< 0.020	**0.099**	< 0.0087	**0.0087 J**	**0.0099 J**	< 0.020	< 0.020	**0.011 J**	< 0.020	**0.051**	**0.0067 B**	**0.009 B**	0.02 U	0.02 U	**0.0076 B**

Notes:
ISCO - *in-situ* chemical oxidation

Data Qualifier Defintions:
-- - Not analyzed
B (Inorganics) - Estimated analyte concentration
D - Analyte concentration reported from secondary dilution
DB - Analyte concentration reported from secondary dilution; analyte detected in method blank
H - Holding time exceeded for sample
J - Estimated analyte concentration
JB (Organic) - Estimated analyte concentration; analyte detected in method blank
Bold = Exceeds the laboratory detection limit
JM (Organic) - Estimated analyte concentration; spike sample recovery outside control limits
M (Organic) - Spike sample recovery outside control limits
N - Spike sample recovery outside of control limits
R - Sample data results rejected due to deficiencies in the ability to meet quality control standards
< - Analyte not detected at referenced detection limit
U - Analyte not detected at referenced detection limit
UJ - Analyte not detected; low method bias and/or matrix interference
UN - Analyte not detected; spiked sample recovery outside of control limits
UR - Analyte not detected; data rejected
UWN - Analyte not detected; post digestion spike and spike sample recovery outside control limits

Appendix E-1
Summary of Historical Groundwater Sampling Data - Alluvium, Galliard, and Saprolite Monitoring Wells
January 2001 through January 2019
Atlanta Gas Light Company
Former Manufactured Gas Plant Site
Augusta, Georgia

Chemical Name	Location ID	MW-309D	MW-309D	MW-309D	MW-309D	MW-309D	MW-309D	MW-309D	MW-309D	MW-309D	MW-309D	MW-309D	MW-309D	MW-309D	MW-309D	MW-309D	MW-309D	MW-309D	MW-309D
	Sample Date	7/21/2009	1/20/2009	7/17/2008	1/9/2008	7/12/2007	2/14/2007	7/12/2006	1/11/2006	7/21/2005	1/20/2005	7/15/2004	1/20/2004	7/16/2003	1/16/2003	7/10/2002	1/15/2002	7/12/2001	1/24/2001
	Unit	Post-ISCO								Pre-ISCO									
Field Parameters																			
Conductivity	mS/cm	1.088	0.952	1.254	1.118	1.145	1.187	1.143	--	--	--	--	--	--	--	--	--	--	--
Dissolved Oxygen (YSI)	mg/L	0.78	1.36	0.27	0.47	0.41	0.26	0.24	--	--	--	--	--	--	--	--	--	--	--
Oxidation Reduction Potential	mV	-173.9	35.7	-6.0	-21.0	18.5	-16.0	-8.2	--	--	--	--	--	--	--	--	--	--	--
pH	SU	6.05	5.26	5.97	6.07	5.99	6.15	6.10	--	--	--	--	--	--	--	--	--	--	--
Temperature	Celsius	22.34	14.82	23.69	21.92	22.20	20.96	22.57	--	--	--	--	--	--	--	--	--	--	--
Turbidity	NTU	--	4.2	1.17	0.81	0.00	0.73	0.63	--	--	--	--	--	--	--	--	--	--	--
Monitored Natural Attenuation Parameters																			
Carbon Dioxide	µg/L	--	--	--	--	--	--	--	--	--	--	--	--	--	--	--	--	--	--
Iron	mg/L	--	--	--	--	--	--	--	12.4	11.4	15	15	16	15	18	18	16 N	17	15
Iron, as Ferrous (Fe+2)	mg/L	--	--	--	--	--	--	--	--	--	--	--	--	--	--	--	--	--	--
Manganese, Total	mg/L	--	--	--	--	--	--	--	1.08	0.985	1.1	1.1	1.1	1	1.2	1.1	1.1	1.2	1.1
Manganese, Dissolved	mg/L	--	--	--	--	--	--	--	--	--	--	--	--	--	--	--	--	--	--
Methane	µg/L	--	--	--	--	--	--	--	--	--	--	--	--	--	--	--	--	--	--
Nitrate	mg/L	--	--	--	--	--	--	--	--	--	--	--	--	--	--	--	--	--	--
Nitrogen	mg/L	--	--	--	--	--	--	--	--	--	--	--	--	--	--	--	--	--	--
Nitrogen, ammonia (as N)	mg/L	--	--	--	--	--	--	--	--	--	--	--	--	--	--	--	--	--	--
Oxygen	mg/L	--	--	--	--	--	--	--	--	--	--	--	--	--	--	--	--	--	--
Sulfate	mg/L	--	--	--	--	--	--	--	--	--	--	--	--	--	--	--	--	--	--
Sulfide	mg/L	--	--	--	--	--	--	--	--	--	--	--	--	--	--	--	--	--	--
Volatile Organic Compounds																			
Acetone	µg/L	< 100	< 100	< 100	< 50	< 50	< 50	50 U	10 U	25 U	25 U	25 U	25 U	25 U	25 U	25 U	25 U	25 U	25 U
Benzene	µg/L	< 5.0	**0.37 J**	**0.42 J**	< 5.0	< 5	< 5	**22**	**6.6**	1.0 U	1.0 U	1.0 U	1.0 U	1.0 U	1.0 U	1.0 U	1.0 U	**0.14 J**	1.0 U
Carbon Disulfide	µg/L	< 5.0	< 5.0	< 5.0	< 5.0	< 5	< 5	5 U	1.0 U	1.0 U	1.0 U	1.0 U	1.0 U	1.0 U	1.0 U	1.0 U	1.0 U	1.0 U	1.0 U
Ethylbenzene	µg/L	< 5.0	< 5.0	< 5.0	< 5.0	< 5	< 5	5 U	1.0 U	1.0 U	1.0 U	1.0 U	1.0 U	1.0 U	1.0 U	1.0 U	1.0 U	1.0 U	1.0 U
Methylene Chloride	µg/L	< 5.0	< 5.0	< 5.0	< 5.0	< 5	< 5	5 U	1.0 U	5.0 U	5.0 U	5.0 U	5.0 U	5.0 U	5.0 U	5.0 U	5.0 U	5.0 U	5.0 U
Toluene	µg/L	< 5.0	< 5.0	< 5.0	< 5.0	< 5	< 5	5 U	1.0 U	1.0 U	1.0 U	**1.2**	1.0 U	1.0 U	1.0 U	1.0 U	1.0 U	1.0 U	**0.36 J**
Trichloroethylene	µg/L	< 5.0	< 5.0	< 5.0	< 5.0	< 5	< 5	5 U	1.0 U	1.0 U	1.0 U	1.0 U	1.0 U	1.0 U	1.0 U	1.0 U	1.0 U	1.0 U	1.0 U
Xylenes, total	µg/L	< 5.0	< 5.0	< 5.0	< 5.0	< 5	< 5	5 U	2.0 U	2.0 U	2.0 U	2.0 U	2.0 U	2.0 U	2.0 U	2.0 U	2.0 U	2.0 U	2.0 U
Semivolatile Organic Compounds																			
2-Methylnaphthalene	µg/L	--	--	--	--	--	--	--	0.2 U	0.2 U	0.2 U	0.2 U	0.2 U	10 U	10 U	10 U	10 U	10 U	10 U
Acenaphthene	µg/L	**0.69**	**0.4**	**0.8**	< 10	< 10	< 10	10 U	0.2 U	0.2 U	0.2 U	0.2 U	0.2 U	10 U	10 U	10 U	10 U	10 U	10 U
Acenaphthylene	µg/L	**0.27**	**0.14 J**	**0.26**	< 10	< 10	< 10	10 U	0.2 U	0.2 U	0.2 U	0.2 U	0.2 U	10 U	10 U	10 U	10 U	10 U	10 U
Anthracene	µg/L	< 0.19	< 0.19	**0.022 J**	< 10	< 10	< 10	10 U	0.2 U	0.2 U	0.2 U	0.2 U	0.2 U	10 U	10 U	10 U	10 U	10 U	10 U
Benz(a)anthracene	µg/L	< 0.19	< 0.19	< 0.19	< 0.050	< 0.05	< 0.05	0.05 U	0.2 U	0.2 U	0.2 U	0.2 U	0.2 U	10 U	10 U	10 U	10 U	10 U	10 U
Benzo(a)pyrene	µg/L	< 0.19	< 0.19	< 0.19	< 0.050	< 0.05	< 0.05	0.05 U	0.2 U	0.2 U	0.2 U	0.2 U	0.2 U	10 U	10 U	10 U	10 U	10 U	10 U
Benzo(b)fluoranthene	µg/L	< 0.19	< 0.19	< 0.19	< 0.10	< 0.1	< 0.1	0.1 U	0.2 U	0.2 U	0.2 U	0.2 U	0.2 U	10 U	10 U	10 U	10 U	10 U	10 U
Benzo(g,h,i)perylene	µg/L	< 0.19	< 0.19	< 0.19	< 10	< 10	< 10	10 U	0.2 U	0.2 U	0.2 U	0.2 U	0.2 U	10 U	10 U	10 U	10 U	10 U	10 U
Benzo(k)fluoranthene	µg/L	< 0.19	< 0.19	< 0.19	< 10	< 10	< 10	10 U	0.2 U	0.2 U	0.2 U	0.2 U	0.2 U	10 U	10 U	10 U	10 U	10 U	10 U
Chrysene	µg/L	< 0.19	< 0.19	< 0.19	< 0.050	< 0.05	< 0.05	0.05 U	0.2 U	0.2 U	0.2 U	0.2 U	0.2 U	10 U	10 U	10 U	10 U	10 U	10 U
Dibenzo(a,h)anthracene	µg/L	< 0.19	< 0.19	< 0.19	< 0.10	< 0.1	< 0.1	0.1 U	0.2 U	0.2 U	0.2 U	0.2 U	0.2 U	10 U	10 U	10 U	10 U	10 U	10 U
Dibenzofuran	µg/L	--	--	--	--	--	--	--	1.0 U	0.2 U	0.2 U	0.2 U	0.2 U	10 U	10 U	10 U	10 U	10 U	10 U
Fluoranthene	µg/L	< 0.19	< 0.19	< 0.19	< 10	< 10	< 10	10 U	0.2 U	0.2 U	0.2 U	0.2 U	0.2 U	10 U	10 U	10 U	10 U	10 U	10 U
Fluorene	µg/L	< 0.19	**0.034 J**	**0.023 J**	< 10	< 10	< 10	10 U	0.2 U	0.2 U	0.2 U	0.2 U	0.2 U	10 U	10 U	10 U	10 U	10 U	10 U
Indeno(1,2,3-cd)pyrene	µg/L	< 0.19	< 0.19	< 0.19	< 0.050	< 0.05	< 0.05	0.05 U	0.2 U	0.2 U	0.2 U	0.2 U	0.2 U	10 U	10 U	10 U	10 U	10 U	10 U
Naphthalene	µg/L	**0.29**	**0.14 J**	**0.21**	< 10	< 10	< 10	10 U	**4.2**	0.2 U	0.2 U	0.2 U	0.2 U	10 U	10 U	10 U	10 U	10 U	10 U
Phenanthrene	µg/L	< 0.19	< 0.19	**0.023 J**	< 10	< 10	< 10	10 U	0.2 U	0.2 U	0.2 U	0.2 U	0.2 U	10 U	10 U	10 U	10 U	10 U	10 U
Pyrene	µg/L	< 0.19	< 0.19	< 0.19	< 10	< 10	< 10	10 U	0.2 U	0.2 U	0.2 U	0.2 U	0.2 U	10 U	10 U	10 U	10 U	10 U	10 U
Inorganic Compounds																			
Aluminum (fume or dust)	mg/L	--	--	--	--	--	--	--	0.2 U	0.2 U	0.2 U	0.2 U	0.2 U	0.2 U	**0.062 B**	0.2 U	**0.041 BN**	**0.11 B**	**0.048 B**
Antimony	mg/L	< 0.020	< 0.020	< 0.020	< 0.0200	< 0.02	< 0.02	0.02 U	0.01 U	0.006 U	0.02 U	0.006 U	0.02 U	0.02 U	0.020 U	0.02 U	0.020 U	0.02 U	0.02 U
Arsenic	mg/L	< 0.020	< 0.010	< 0.010	<0.0500	< 0.05	< 0.05	0.05 U	0.01 U	0.01 U	0.01 U	0.01 U	0.01 U	0.01 U	0.010 U	0.01 U	0.010 U	0.01 U	0.01 U
Barium	mg/L	**0.28**	**0.27**	**0.29**	**0.324**	**0.333**	**0.363**	**0.345**	**0.366**	**0.375**	**0.4**	**0.4**	**0.38**	**0.34**	**0.34**	**0.3**	**0.30**	**0.29**	**0.26**
Beryllium	mg/L	< 0.0040	< 0.0040	< 0.0040	< 0.0100	< 0.010	< 0.010	0.01 U	0.005 U	0.004 U	0.004 U	0.004 U	0.004 U	0.004 U	0.0040 U	0.004 U	0.0040 U	0.004 U	0.004 U
Cadmium	mg/L	< 0.0050	< 0.0050	< 0.0050	< 0.0050	< 0.005	< 0.005	0.005 U	0.002 U	0.005 U	0.005 U	0.005 U	0.005 U	0.005 U	0.0050 U	0.005 U	0.0050 U	0.005 U	0.005 U
Calcium metal	mg/L	--	--	--	--	--	--	--	**44.7**	**42.1**	**47**	**44**	**43**	**38**	**41**	**37**	**33**	**37**	**33**
Chromium	mg/L	< 0.010	< 0.010	< 0.010	< 0.0100	< 0.010	< 0.010	0.01 U	0.005 U	0.01 U	0.01 U	0.01 U	0.01 U	0.01 UJ	0.010 U	0.01 U	0.010 U	0.01 U	0.01 U
Cobalt	mg/L	--	--	--	--	--	--	--	0.007 U	0.01 U	0.01 U	0.01 U	0.01 U	0.01 U	0.010 U	0.01 U	0.010 U	0.01 U	0.01 U
Copper	mg/L	< 0.020	< 0.020	< 0.020	< 0.0100	< 0.010	< 0.010	0.01 U	0.025 U	0.02 U	0.02 U	0.02 U	0.02 U	0.02 U	0.020 U	0.02 U	0.020 U	0.02 U	0.02 U
Cyanide	mg/L	< 0.010	< 0.010	< 0.010	< 0.010	< 0.010	< 0.010	0.01 U	0.01 U	0.01 U	0.01 U	0.01 U	0.01 U	0.015 U	0.010 U	0.01 U	0.010 U	0.01 U	0.01 U
Lead	mg/L	< 0.010	< 0.0050	< 0.0050	< 0.0100	< 0.010	< 0.010	0.01 U	0.003 U	0.005 U	0.005 U	0.005 U	0.005 U	0.005 U	0.0050 U	0.005 U	**0.0017 B**	0.005 U	0.005 U
Magnesium	mg/L	--	--	--	--	--	--	--	**38.7**	**35.5**	**40**	**37**	**36**	**34**	**34**	**29**	**27**	**30**	**25**
Mercury	mg/L	< 0.00020	< 0.00020	**0.0001 J**	< 0.00020	< 0.0002	< 0.0002	0.0002 U	0.0002 U	0.0002 U	0.0002 U	0.0002 U	0.0002 U	0.0002 U	0.00020 U	0.0002 U	0.00020 U	0.0002 U	0.00020 U
Nickel	mg/L	< 0.040	< 0.040	< 0.040	< 0.0200	< 0.02	< 0.02	0.02 U	0.04 U	0.04 U	0.04 U	0.04 U	0.04 U	0.04 U	0.040 U	0.04 U	0.040 U	0.04 U	0.04 U
Potassium	mg/L	--	--	--	--	--	--	--	5 U	**2.89**	**3.9**	**3.5**	**3.4**	**2.6**	**3.3**	**3.3**	**3.0**	**3.2**	**3.2**
Selenium	mg/L	< 0.020	< 0.010	< 0.010	< 0.0200	< 0.02	< 0.02	0.02 U	0.005 U	0.01 U	0.01 U	0.01 U	0.01 U	0.01 U	0.010 U	0.01 U	0.010 U	0.01 U	0.01 U
Sodium	mg/L	--	--	--	--	--	--	--	**116**	**108**	**110**	**100**	**91**	**86**	**86**	**76**	**80**	**77**	**79**
Thallium	mg/L	< 0.0010	< 0.0010	< 0.0010	< 1.00	< 1.00	< 1	0.001 U	0.001 U	0.001 U	0.002 U	0.001 U	0.001 U	0.002 U	0.0020 UWN	0.002 UWN	0.0020 U	0.002 UW	0.002 U
Vanadium (fume or dust)	mg/L	< 0.010	< 0.010	< 0.010	< 0.0100	< 0.010	< 0.010	0.01 U	0.007 U	0.01 U	0.01 U	0.01 U	0.01 U	0.01 U	0.010 U	0.01 U	0.010 U	0.01 U	0.01 U
Zinc	mg/L	< 0.020	**0.0088 J**	**0.0089 J**	< 0.0200	< 0.02	< 0.02	0.02 U	0.02 U	0.02 U	0.02 U	0.02 U	0.02 U	0.02 U	0.020 U	0.02 U	0.020 U	0.02 U	0.02 U

Notes:
ISCO - *in-situ* chemical oxidation

Data Qualifier Defintions:
-- - Not analyzed
B (Inorganics) - Estimated analyte concentration
D - Analyte concentration reported from secondary dilution
DB - Analyte concentration reported from secondary dilution; analyte detected in method blank
H - Holding time exceeded for sample
J - Estimated analyte concentration
JB (Organic) - Estimated analyte concentration; analyte detected in method blank
Bold = Exceeds the laboratory detection limit
JM (Organic) - Estimated analyte concentration; spike sample recovery outside control limits
M (Organic) - Spike sample recovery outside control limits
N - Spike sample recovery outside of control limits
R - Sample data results rejected due to deficiencies in the ability to meet quality control standards
< - Analyte not detected at referenced detection limit
U - Analyte not detected at referenced detection limit
UJ - Analyte not detected; low method bias and/or matrix interference
UN - Analyte not detected; spiked sample recovery outside of control limits
UR - Analyte not detected; data rejected
UWN - Analyte not detected; post digestion spike and spike sample recovery outside control limits

Appendix E-1
Summary of Historical Groundwater Sampling Data - Alluvium, Galliard, and Saprolite Monitoring Wells
January 2001 through January 2019
Atlanta Gas Light Company
Former Manufactured Gas Plant Site
Augusta, Georgia

Chemical Name	Location ID	MW-309SAP	MW-309SAP	MW-309SAP	MW-309SAP	MW-309SAP
	Sample Date	1/16/2003	7/10/2002	1/16/2002	7/12/2001	1/24/2001
	Unit	Pre-ISCO				
Field Parameters						
Conductivity	mS/cm	--	--	--	--	--
Dissolved Oxygen (YSI)	mg/L	--	--	--	--	--
pH	SU	--	--	--	--	--
Oxidation Reduction Potential	mV	--	--	--	--	--
Temperature	Celsius	--	--	--	--	--
Turbidity	NTU	--	--	--	--	--
Monitored Natural Attenuation Parameters						
Carbon Dioxide	µg/L	--	--	--	--	--
Iron	mg/L	6.0	7.2	3.6	8.5	9.7
Iron, as Ferrous (Fe+2)	mg/L	--	--	--	--	--
Manganese, Total	mg/L	1.1	1.1	1.5	1.2	1.2
Manganese, Dissolved	mg/L	--	--	--	--	--
Methane	µg/L	--	--	--	--	--
Nitrate	mg/L	--	--	--	--	--
Nitrogen	mg/L	--	--	--	--	--
Nitrogen, ammonia (as N)	mg/L	--	--	--	--	--
Oxygen	mg/L	--	--	--	--	--
Sulfate	mg/L	--	--	--	--	--
Sulfide	mg/L	--	--	--	--	--
Volatile Organic Compounds						
Acetone	µg/L	**32**	< 25	< 25	**53**	< 25
Benzene	µg/L	**0.17 J**	< 1.0	< 1.0	< 1.0	**0.21 J**
Carbon Disulfide	µg/L	< 1.0	< 1.0	< 1.0	< 1.0	< 1.0
Ethylbenzene	µg/L	< 1.0	< 1.0	< 1.0	< 1.0	< 1.0
Methylene Chloride	µg/L	< 5.0	< 5.0	< 5.0	< 5.0	**0.38 J**
Toluene	µg/L	**0.36 J**	**0.37 J**	< 1.0	**0.65 J**	**3.2**
Trichloroethylene	µg/L	**0.22 J**	< 1.0	< 1.0	< 1.0	< 1.0
Xylenes, total	µg/L	< 2.0	< 2.0	< 2.0	< 2.0	**0.57 J**
Semivolatile Organic Compounds						
2-Methylnaphthalene	µg/L	< 10	**0.36 J**	< 13	< 10	< 10
Acenaphthene	µg/L	< 10	< 10	< 13	< 10	< 10
Acenaphthylene	µg/L	< 10	< 10	< 13	< 10	< 10
Anthracene	µg/L	< 10	< 10	< 13	< 10	< 10
Benz(a)anthracene	µg/L	< 10	< 10	< 13	< 10	< 10
Benzo(a)pyrene	µg/L	< 10	< 10	< 13	< 10	< 10
Benzo(b)fluoranthene	µg/L	< 10	< 10	< 13	< 10	< 10
Benzo(g,h,i)perylene	µg/L	< 10	< 10	< 13	< 10	< 10
Benzo(k)fluoranthene	µg/L	< 10	< 10	< 13	< 10	< 10
Chrysene	µg/L	< 10	< 10	< 13	< 10	< 10
Dibenzo(a,h)anthracene	µg/L	< 10	< 10	< 13	< 10	< 10
Dibenzofuran	µg/L	< 10	< 10	< 13	< 10	< 10
Fluoranthene	µg/L	< 10	< 10	< 13	< 10	< 10
Fluorene	µg/L	< 10	< 10	< 13	< 10	< 10
Indeno(1,2,3-cd)pyrene	µg/L	< 10	< 10	< 13	< 10	< 10
Naphthalene	µg/L	< 10	**5.3 J**	< 13	< 10	< 10
Phenanthrene	µg/L	< 10	< 10	< 13	< 10	< 10
Pyrene	µg/L	< 10	< 10	< 13	< 10	< 10
Inorganic Compounds						
Aluminum (fume or dust)	mg/L	**0.15 B**	**0.032 B**	**0.03 B**	**0.11 B**	**0.54**
Antimony	mg/L	< 0.020	< 0.02	< 0.02	< 0.02	< 0.02
Arsenic	mg/L	< 0.010	< 0.01	< 0.01	< 0.01	< 0.01
Barium	mg/L	**0.20**	**0.19**	**0.23**	**0.2**	**0.2**
Beryllium	mg/L	< 0.0040	< 0.004	< 0.004	< 0.004	< 0.004
Cadmium	mg/L	< 0.0050	< 0.005	< 0.005	< 0.005	< 0.005
Calcium metal	mg/L	**17**	**17**	**19**	**19**	**19**
Chromium	mg/L	< 0.010	< 0.01	< 0.01	< 0.01	**0.0025 B**
Cobalt	mg/L	< 0.010	< 0.01	< 0.01	< 0.01	< 0.01
Copper	mg/L	< 0.020	< 0.02	< 0.02	< 0.02	**0.002 B**
Cyanide	mg/L	< 0.010	< 0.01	< 0.01	< 0.01	--
Lead	mg/L	< 0.0050	**0.0038 B**	< 0.005	< 0.005	< 0.005
Magnesium	mg/L	**8.4**	**8.5**	**9.6**	**9.6**	**9.2**
Mercury	mg/L	< 0.00020	< 0.0002	< 0.0002	< 0.0002	< 0.00020
Nickel	mg/L	**0.020 B**	**0.021 B**	**0.035 B**	**0.031 B**	**0.031 B**
Potassium	mg/L	**2.0**	**2.2**	**2.2**	**2.2**	**2.2**
Selenium	mg/L	< 0.010	< 0.01	< 0.01	< 0.01	< 0.01
Sodium	mg/L	**39**	**37**	**42**	**40**	**36**
Thallium	mg/L	< 0.0020 WN	< 0.002WN	< 0.002	< 0.002W	< 0.002
Vanadium (fume or dust)	mg/L	< 0.010	< 0.01	< 0.01	< 0.01	< 0.01
Zinc	mg/L	**0.0071 B**	**0.011 B**	**0.0085 B**	< 0.02	**0.0094 B**

Notes:
ISCO - *in-situ* chemical oxidation

Data Qualifier Defintions:
-- - Not analyzed
B (Inorganics) - Estimated analyte concentration
D - Analyte concentration reported from secondary dilution
DB - Analyte concentration reported from secondary dilution; analyte detected in method blank
H - Holding time exceeded for sample
J - Estimated analyte concentration
JB (Organic) - Estimated analyte concentration; analyte detected in method blank
Bold = Exceeds the laboratory detection limit
JM (Organic) - Estimated analyte concentration; spike sample recovery outside control limits
M (Organic) - Spike sample recovery outside control limits
N - Spike sample recovery outside of control limits
R - Sample data results rejected due to deficiencies in the ability to meet quality control standards
< - Analyte not detected at referenced detection limit
UJ - Analyte not detected; low method bias and/or matrix interference
UN - Analyte not detected; spiked sample recovery outside of control limits
UR - Analyte not detected; data rejected
UWN - Analyte not detected; post digestion spike and spike sample recovery outside control limits

Appendix E-1
Summary of Historical Groundwater Sampling Data - Alluvium, Galliard, and Saprolite Monitoring Wells
January 2001 through January 2019
Atlanta Gas Light Company
Former Manufactured Gas Plant Site
Augusta, Georgia

Chemical Name	Location ID	MW-310SAP	MW-310SAP	MW-310SAP	MW-310SAP	MW-310SAP	MW-310SAP	MW-310SAP	MW-310SAP	MW-310SAP	MW-310SAP	MW-310SAP	MW-310SAP	MW-310SAP	MW-310SAP	MW-310SAP	MW-310SAP	MW-310SAP	MW-310SAP	MW-310SAP	MW-310SAP	MW-310SAP	MW-310SAP	MW-310SAP	MW-310SAP	MW-310SAP	MW-310SAP	MW-310SAP	MW-310SAP	MW-310SAP	MW-310SAP	MW-310SAP	MW-310SAP
	Sample Date	1/23/2019	7/18/2018	1/24/2018	7/27/2017	1/26/2017	7/27/2016	1/20/2016	7/28/2015	1/13/2015	7/16/2014	1/14/2014	7/9/2013	1/9/2013	7/24/2012	1/24/2012	7/6/2011	1/17/2011	7/15/2010	1/6/2010	7/21/2009	1/14/2009	7/22/2008	1/10/2008	7/10/2007	2/15/2007	7/11/2006	2/8/2006	1/14/2006	7/20/2005	1/20/2005	7/15/2004	1/22/2004	7/16/2003	1/15/2002	7/12/2001	1/23/2001
	Unit	Post-ISCO																											Pre-ISCO							
Field Parameters																																				
Conductivity	mS/cm	0.413	0.457	0.445	0.41	0.411	0.424	0.489	453.9	0.458	0.464	0.432	0.517	--	0.533	0.451	0.509	0.366	0.427	0.319	0.423	0.402	0.496	0.516	0.417	0.426	0.47	--	--	--	--	--	--	--	--	--	--
Dissolved Oxygen (YSI)	mg/L	0.73	0.1	0.34	0.43	0.6	0.34	0.45	0.44	0.33	1.78	1.34	1.96	--	2.94	5.81	1.07	1.99	3.05	2.92	1.45	1.32	1.85	0.59	0.64	0.81	0.22	--	--	--	--	--	--	--	--	--	--
Oxidation Reduction Potential	mV	107.1	116.6	-33.2	119.3	132.4	95.1	202.2	162.7	174.7	166.1	182.7	-12.8	--	140.0	115.4	145.6	213.4	-48.4	43.3	133.9	143.1	110.2	188.9	194.7	162.1	163.4	--	--	--	--	--	--	--	--	--	--
pH	SU	5.84	5.81	7.2	5.58	5.65	6.38	5.88	5.85	5.61	5.69	5.93	6.00	--	5.80	6.01	5.79	5.8	6.24	5.84	5.83	5.98	6.3	5.87	5.67	6.13	6.14	--	--	--	--	--	--	--	--	--	--
Temperature	Celsius	20.05	26	17.83	22.86	19.95	24.25	16.39	28	16.5	23.29	17.45	20.61	--	26.80	21.16	28.94	13.38	25.06	13.62	24.02	18.89	24.04	19.17	24.49	15.24	24.08	--	--	--	--	--	--	--	--	--	--
Turbidity	NTU	0.32	0.58	0.25	0.36	0.29	0.31	0.48	1.41	0.77	0.69	4.65	7.61	--	1	1.54	1.71	1.42	9.3	1.62	4	3.83	2.12	3.00	1.57	1.61	2.09	--	--	--	--	--	--	--	--	--	--
Monitored Natural Attenuation Parameters																																				
Carbon Dioxide	µg/L	--	--	--	--	--	--	--	--	61.1	132	122	118	70	73	1,200 B *	940 * B	740 *	730 B	800	940 *	570	--	< 1000	< 1000	--	770	--	--	--	--	--	--	--	--	--	--
Iron	mg/L	--	--	--	--	--	--	--	--	--	--	--	--	--	--	--	--	--	--	--	--	--	--	--	--	--	0.637	--	1.02	0.1 U	0.074	0.05 U	0.058	0.04 U	0.043 BN	0.04 B	0.15
Iron, as Ferrous (Fe+2)	mg/L	--	--	--	--	--	--	--	--	< 1.0	< 0.100	<0.100	<0.100	< 0.10 HF	< 0.10 HF	< 0.025 HF	< 0.025 HF	< 0.025 HF	< 0.10 HF	< 0.10 HF	< 0.10 HF	< 0.10 HF	--	< 0.10	< 0.1	< 0.1	0.1 U	--	--	--	--	--	--	--	--	--	--
Manganese, Total	mg/L	--	--	--	--	--	--	--	--	--	--	--	--	--	--	--	--	--	--	--	--	--	--	--	--	--	0.286	--	0.247	0.254	0.23	0.21	0.19	0.19	0.25	0.31	0.39
Manganese, Dissolved	mg/L	--	--	--	--	--	--	--	--	--	--	--	--	--	--	--	--	--	--	--	--	--	--	--	--	--	0.244	--	--	--	--	--	--	--	--	--	--
Methane	µg/L	--	--	--	--	--	--	--	--	< 4	< 4	<4	< 4	0.62	< 0.58	< 0.29	0.36 J	0.28	0.26	0.43	0.37	0.38	--	0.34	1.1	0.77	0.99	--	--	--	--	--	--	--	--	--	--
Nitrate	mg/L	--	--	--	--	--	--	--	--	9.8	10	10	10.0	10 H	11 E	9.9	11	46	44	48	41	10	--	13	9.8	9.3	8	--	--	--	--	--	--	--	--	--	--
Nitrogen	mg/L	--	--	--	--	--	--	--	--	--	--	--	--	--	--	--	--	--	--	--	--	--	--	--	--	--	16	--	--	--	--	--	--	--	--	--	--
Nitrogen, ammonia (as N)	mg/L	--	--	--	--	--	--	--	--	--	--	--	--	--	--	--	--	--	--	--	--	--	--	--	--	--	0.2 U	--	--	--	--	--	--	--	--	--	--
Oxygen	mg/L	--	--	--	--	--	--	--	--	7.96 H	8.26 H	6.99 H	8.68 H	5.2	7.0	2.1	1.6	1.5	1.6	1.4	1.2	1.3	--	2.1	6.4	3.3	2.6	--	--	--	--	--	--	--	--	--	--
Sulfate	mg/L	--	--	--	--	--	--	--	--	24	19	25	23	19	22	20	21	20	21	15	17	17	--	29	22	19	17	--	--	--	--	--	--	--	--	--	--
Sulfide	mg/L	--	--	--	--	--	--	--	--	--	--	--	--	--	--	--	--	--	--	--	--	--	--	--	--	--	2 U	--	--	--	--	--	--	--	--	--	--
Volatile Organic Compounds																																					
Acetone	µg/L	< 50	< 50	< 50	< 50	< 50	< 50	< 50	< 50	< 50	< 50	< 50	< 50	< 100	< 100	< 5.0	< 5.0	< 5.0	**16 J**	< 100	< 100	< 100	< 100	< 50	< 50	< 50	50 U	--	10 U	25 U	25 U	25 U	25 U	25 U	25 U	25 U	**22 J**
Benzene	µg/L	< 5.0	< 5.0	< 5.0	< 5.0	< 5.0	< 5.0	< 5.0	< 5.0	< 5.0	< 5.0	< 5.0	< 5.0	< 5.0	< 5.0	**0.58 J**	< 0.25	< 0.25	< 5.0	< 5.0	< 5.0	< 5.0	< 5.0	< 5.0	< 5	< 5	5 U	--	1.0 U	1.0 U	1.0 U	1.0 U	1.0 U	1.0 U	**0.12 J**	1.0 U
Carbon Disulfide	µg/L	< 5.0	< 5.0	< 5.0	< 5.0	< 5.0	< 5.0	< 5.0	< 5.0	< 5.0	< 5.0	< 5.0	< 5.0	< 5.0	< 5.0	< 0.60	< 0.60	< 0.60	< 5.0	< 5.0	< 5.0	< 5.0	< 5.0	< 5.0	< 5	< 5	5 U	--	1.0 U	1.0 U	1.0 U	1.0 U	1.0 U	1.0 U	**0.35 J**	1.0 U
Ethylbenzene	µg/L	< 5.0	< 5.0	< 5.0	< 5.0	< 5.0	< 5.0	< 5.0	< 5.0	< 5.0	< 5.0	< 5.0	< 5.0	< 5.0	< 5.0	< 0.11	< 0.11	< 0.11	**0.13 J**	< 5.0	< 5.0	< 5.0	< 5.0	< 5.0	< 5	< 5	5 U	--	1.0 U	1.0 U	1.0 U	1.0 U	1.0 U	1.0 U	1.0 U	1.0 U
Methylene Chloride	µg/L	< 5.0	< 5.0	< 5.0	< 5.0	< 5.0	< 5.0	< 5.0	< 5.0	< 5.0	< 5.0	< 5.0	< 5.0	< 5.0	< 5.0	< 1.0	**3.0 J**	< 1.0	< 5.0	< 5.0	< 5.0	< 5.0	< 5.0	< 5.0	< 5	< 5	5 U	--	1.0 U	5.0 U	5.0 U	5.0 U	5.0 U	5.0 U	5.0 U	5.0 U
Toluene	µg/L	< 5.0	< 5.0	< 5.0	< 5.0	< 5.0	< 5.0	< 5.0	< 5.0	< 5.0	< 5.0	< 5.0	< 5.0	< 5.0	< 5.0	< 0.33	< 0.33	< 0.33	< 5.0	< 5.0	< 5.0	< 5.0	< 5.0	< 5.0	< 5	< 5	5 U	--	1.0 U	**1.6**	1.0 U	1.0 U	1.0 U	1.0 U	1.0 U	1.0 U
Trichloroethylene	µg/L	< 5.0	< 5.0	< 5.0	< 5.0	< 5.0	< 5.0	< 5.0	< 5.0	< 5.0	< 5.0	< 5.0	< 5.0	< 5.0	< 5.0	< 0.13	< 0.13	< 0.13	< 5.0	< 5.0	< 5.0	< 5.0	< 5.0	< 5.0	< 5	< 5	5 U	--	1.0 U	1.0 U	1.0 U	1.0 U	1.0 U	1.0 U	1.0 U	1.0 U
Xylenes, total	µg/L	< 5.0	< 5.0	< 5.0	< 5.0	< 5.0	< 5.0	< 5.0	< 5.0	< 5.0	< 5.0	< 5.0	< 5.0	< 5.0	< 5.0	< 0.20	< 0.20	< 0.20	< 5.0	< 5.0	< 5.0	< 5.0	< 5.0	< 5.0	< 5	< 5	5 U	--	2.0 U	2.0 U	2.0 U	2.0 U	2.0 U	2.0 U	2.0 U	2.0 U
Semivolatile Organic Compounds																																					
2-Methylnaphthalene	µg/L	--	--	--	--	--	--	--	--	--	--	--	--	--	--	--	--	--	--	--	--	--	--	--	--	--	--	--	0.2 U	0.2 U	0.2 U	0.2 U	0.2 U	0.2 U	10 U	10 U	--
Acenaphthene	µg/L	< 0.5	< 0.5	< 0.5	< 0.5	< 0.5	< 0.5	< 0.5	< 0.5	< 0.50	< 0.50	< 0.50	< 0.50	<0.23	< 0.19	< 0.098	< 0.098	< 0.10	< 0.19	< 0.20	< 0.19	< 0.19	< 0.19	< 10	< 10	< 10	10 U	--	0.2 U	0.2 U	0.2 U	0.2 U	0.2 U	0.2 U	10 U	10 U	--
Acenaphthylene	µg/L	< 1.0	< 1.0	< 1.0	< 1.0	< 1.0	< 1.0	< 1.0	< 1.0	< 1.0	< 1.0	< 1.0	< 1.0	<0.23	< 0.19	< 0.098	< 0.098	< 0.10	< 0.19	< 0.20	< 0.19	< 0.19	< 0.19	< 10	< 10	< 10	10 U	--	0.2 U	0.2 U	0.2 U	0.2 U	0.2 U	0.2 U	10 U	10 U	--
Anthracene	µg/L	< 0.05	< 0.05	< 0.05	< 0.05	< 0.05	< 0.05	< 0.05	< 0.05	< 0.050	< 0.050	< 0.050	< 0.050	<0.23	< 0.19	< 0.098	< 0.098	< 0.10	< 0.19	< 0.20	< 0.19	< 0.19	< 0.19	< 10	< 10	< 10	10 U	--	0.2 U	0.2 U	0.2 U	0.2 U	0.2 U	0.2 U	10 U	10 U	--
Benz(a)anthracene	µg/L	< 0.05	< 0.05	< 0.05	< 0.05	< 0.05	< 0.05	< 0.05	< 0.05	< 0.050	< 0.050	< 0.050	< 0.050	<0.23	< 0.19	< 0.098	< 0.098	< 0.10	< 0.19	< 0.20	< 0.19	< 0.19	< 0.19	< 0.050	< 0.05	< 0.05	0.05 U	--	0.2 U	0.2 U	0.2 U	0.2 U	0.2 U	0.2 U	10 U	10 U	--
Benzo(a)pyrene	µg/L	< 0.05	< 0.05	< 0.05	< 0.05	< 0.05	< 0.05	< 0.05	< 0.05	< 0.050	< 0.050	< 0.050	< 0.050	<0.23	< 0.19	< 0.098	< 0.098	< 0.10	< 0.19	< 0.20	< 0.19	< 0.19	< 0.19	< 0.050	< 0.05	< 0.05	0.05 U	--	0.2 U	0.2 U	0.2 U	0.2 U	0.2 U	0.2 U	10 U	10 U	--
Benzo(b)fluoranthene	µg/L	< 0.1	< 0.1	< 0.1	< 0.1	< 0.1	< 0.1	< 0.1	< 0.1	< 0.10	< 0.10	< 0.10	< 0.10	<0.23	< 0.19	< 0.098	< 0.098	< 0.10	< 0.19	< 0.20	< 0.19	< 0.19	< 0.19	< 0.10	< 0.1	< 0.1	0.1 U	--	0.2 U	0.2 U	0.2 U	0.2 U	0.2 U	0.2 U	10 U	10 U	--
Benzo(g,h,i)perylene	µg/L	< 0.1	< 0.1	< 0.1	< 0.1	< 0.1	< 0.1	< 0.1	< 0.1	< 0.10	< 0.10	< 0.10	< 0.10	<0.23	< 0.19	< 0.098	< 0.098	< 0.10	< 0.19	< 0.20	< 0.19	< 0.19	< 0.19	< 10	< 10	< 10	10 U	--	0.2 U	0.2 U	0.2 U	0.2 U	0.2 U	0.2 U	10 U	10 U	--
Benzo(k)fluoranthene	µg/L	< 0.05	< 0.05	< 0.05	< 0.05	< 0.05	< 0.05	< 0.05	< 0.05	< 0.050	< 0.050	< 0.050	< 0.050	<0.23	< 0.19	< 0.098	< 0.098	< 0.10	< 0.19	< 0.20	< 0.19	< 0.19	< 0.19	< 10	< 10	< 10	10 U	--	0.2 U	0.2 U	0.2 U	0.2 U	0.2 U	0.2 U	10 U	10 U	--
Chrysene	µg/L	< 0.05	< 0.05	< 0.05	< 0.05	< 0.05	< 0.05	< 0.05	< 0.05	< 0.050	< 0.050	< 0.050	< 0.050	<0.23	< 0.19	< 0.044	< 0.044	< 0.047	< 0.19	< 0.20	< 0.19	< 0.19	< 0.19	< 0.050	< 0.05	< 0.05	0.05 U	--	0.2 U	0.2 U	0.2 U	0.2 U	0.2 U	0.2 U	10 U	10 U	--
Dibenzo(a,h)anthracene	µg/L	< 0.1	< 0.1	< 0.1	< 0.1	< 0.1	< 0.1	< 0.1	< 0.1	< 0.10	< 0.10	< 0.10	< 0.10	<0.23	< 0.19	< 0.098	< 0.098	< 0.10	< 0.19	< 0.20	< 0.19	< 0.19	< 0.19	< 0.10	< 0.1	< 0.1	0.1 U	--	0.2 U	0.2 U	0.2 U	0.2 U	0.2 U	0.2 U	10 U	10 U	--
Dibenzofuran	µg/L	--	--	--	--	--	--	--	--	--	--	--	--	--	--	--	--	--	--	--	--	--	--	--	--	--	--	--	1.0 U	0.2 U	0.2 U	0.2 U	0.2 U	0.2 U	10 U	10 U	--
Fluoranthene	µg/L	< 0.1	< 0.1	< 0.1	< 0.1	< 0.1	< 0.1	< 0.1	< 0.1	< 0.10	< 0.10	< 0.10	< 0.10	<0.23	< 0.19	< 0.098	< 0.098	< 0.10	< 0.19	< 0.20	< 0.19	< 0.19	< 0.19	< 10	< 10	< 10	10 U	--	0.2 U	0.2 U	0.2 U	0.2 U	0.2 U	0.2 U	10 U	10 U	--
Fluorene	µg/L	< 0.1	< 0.1	< 0.1	< 0.1	< 0.1	< 0.1	< 0.1	< 0.1	< 0.10	< 0.10	< 0.10	< 0.10	<0.23	< 0.19	< 0.098	< 0.098	< 0.10	< 0.19	< 0.20	< 0.19	< 0.19	< 0.19	< 10	< 10	< 10	10 U	--	0.2 U	0.2 U	0.2 U	0.2 U	0.2 U	0.2 U	10 U	10 U	--
Indeno(1,2,3-cd)pyrene	µg/L	< 0.05	< 0.05	< 0.05	< 0.05	< 0.05	< 0.05	< 0.05	< 0.05	< 0.050	< 0.050	< 0.050	< 0.050	<0.23	< 0.19	< 0.098	< 0.098	< 0.10	< 0.19	< 0.20	< 0.19	< 0.19	< 0.19	< 0.050	< 0.05	< 0.05	0.05 U	--	0.2 U	0.2 U	0.2 U	0.2 U	0.2 U	0.2 U	10 U	10 U	--
Naphthalene	µg/L	< 0.5	< 0.5	< 0.5	< 0.5	< 0.5	< 0.5	< 0.5	< 0.5	< 500	**0.53**	**0.68**	< 0.50	<0.23	< 0.19	**0.11 J**	< 0.098	< 0.10	**1.1**	< 0.20	< 0.19	< 0.19	**0.050 J**	< 10	< 10	< 10	10 U	0.0002 U	**0.25**	0.2 U	0.2 U	0.2 U	0.2 U	0.2 U	10 U	10 U	--
Phenanthrene	µg/L	< 0.05	< 0.05	< 0.05	< 0.05	< 0.05	< 0.05	< 0.05	< 0.05	< 0.050	**0.05**	<0.50	< 0.050	<0.23	< 0.19	< 0.098	< 0.098	< 0.10	< 0.19	< 0.20	< 0.19	< 0.19	< 0.19	< 10	< 10	< 10	10 U	--	0.2 U	0.2 U	0.2 U	0.2 U	0.2 U	0.2 U	10 U	10 U	--
Pyrene	µg/L	**0.07**	< 0.05	< 0.05	< 0.05	< 0.05	< 0.05	< 0.05	< 0.05	< 0.050	< 0.050	< 0.050	< 0.050	<0.23	< 0.19	< 0.098	< 0.098	< 0.10	< 0.19	< 0.20	< 0.19	< 0.19	< 0.19	< 10	< 10	< 10	10 U	--	0.2 U	0.2 U	0.2 U	0.2 U	0.2 U	0.2 U	10 U	10 U	--
Inorganic Compounds																																					
Aluminum (fume or dust)	mg/L	--	--	--	--	--	--	--	--	--	--	--	--	--	--	--	--	--	--	--	--	--	--	--	--	--	--	--	**0.451**	0.2 U	0.2 U	0.2 U	0.2 U	0.2 U	**0.070 BN**	**0.035 B**	**0.047 BN**
Antimony	mg/L	< 0.006	< 0.006	< 0.006	< 0.006	< 0.006	< 0.006	< 0.006	< 0.02	< 0.0200	< 0.0200	< 0.0200	< 0.0200	< 0.020	< 0.020	**0.0055 J**	< 0.0053	< 0.0053	< 0.020	< 0.020	< 0.020	< 0.020	< 0.020	< 0.0200	< 0.02	< 0.02	0.02 U	--	0.01 U	0.006 U	0.02 U	0.02 U	0.006 U	0.02 U	0.02 U	0.02 U
Arsenic	mg/L	< 0.05	< 0.05	< 0.05	< 0.05	< 0.05	< 0.05	< 0.05	< 0.05	< 0.0500	< 0.0500	< 0.0500	< 0.0500	< 0.020	< 0.020	< 0.0046	< 0.0046	< 0.0046	< 0.020	< 0.020	< 0.020	**0.0063 J**	< 0.010	<0.0500	< 0.05	< 0.05	0.05 U	--	0.01 U	0.01 U	0.01 U	0.01 U	0.01 U	0.01 U	0.010 U	0.01 U	0.01 U
Barium	mg/L	**0.0805**	**0.0878**	**0.089**	**0.0724**	**0.0639**	**0.0773**	**0.0817**	**0.0801**	**0.0749**	**0.0696**	**0.0747**	**0.0823**	**0.078**	**0.081**	**0.074**	**0.074**	**0.080**	**0.065**	**0.072**	**0.065**	**0.07**	**0.074**	**0.0759**	**0.0761**	**0.0656**	**0.0699**	--	0.2 U	**0.0583**	**0.066**	**0.061**	**0.059**	**0.05**	**0.051**	**0.054**	**0.05**
Beryllium	mg/L	< 0.004	< 0.004	< 0.004	< 0.004	< 0.004	< 0.004	< 0.004	< 0.01	< 0.0100	< 0.0100	< 0.0100	< 0.0100	< 0.0040	< 0.0040	< 0.00020	< 0.00020	< 0.00020	< 0.0040	< 0.0040	< 0.0040	< 0.0040	< 0.0040	< 0.0100	< 0.010	< 0.010	0.01 U	--	0.005 U	0.004 U	0.004 U	0.004 U	0.004 U	0.004 U	0.004 U	0.0040 U	0.004 U	0.004 U
Cadmium	mg/L	< 0.005	< 0.005	< 0.005	< 0.005	< 0.005	< 0.005	< 0.005	< 0.005	< 0.0050	< 0.0050	< 0.0050	< 0.0050	< 0.0050	< 0.0050	< 0.0020	< 0.0020	< 0.0020	< 0.0050	< 0.0050	< 0.0050	< 0.0050	< 0.0050	< 0.005	< 0.005	< 0.005	0.005 U	--	0.002 U	0.005 U	0.005 U	0.005 U	0.005 U	0.005 U	0.0050 U	0.005 U	0.005 U
Calcium metal	mg/L	--	--	--	--	--	--	--	--	--	--	--	--	--	--	--	--	--	--	--	--	--	--	--	--	--	--	--	**11.8**	**12.4**	**12**	**12**	**12**	**11**	**11**	**12**	**13**
Chromium	mg/L	< 0.01	< 0.01	< 0.01	< 0.01	< 0.01	**0.0112**	< 0.01	< 0.01	**0.0117**	< 0.0100	< 0.0100	< 0.0100	< 0.010	< 0.010	< 0.0012	< 0.0012	**0.0014 J**	< 0.010	< 0.010	< 0.010	< 0.010	< 0.010	< 0.0100	< 0.010	< 0.010	0.01 U	--	**0.006**	0.01 U	0.01 U	0.01 U	0.01 U	0.01 U	0.010 U	0.01 U	0.01 U
Cobalt	mg/L	--	--	--	--	--	--	--	--	--	--	--	--	--	--	--	--	--	--	--	--	--	--	--	--	--	--	--	0.007 U	0.01 U	0.01 U	0.01 U	0.01 U	0.01 U	0.010 U	0.01 U	0.01 U
Copper	mg/L	< 0.01	< 0.01	< 0.01	< 0.01	< 0.01	< 0.01	< 0.01	< 0.01	< 0.0100	< 0.0100	< 0.0100	< 0.0100	< 0.020	< 0.020	**0.0030 J**	< 0.0019	< 0.0019	**0.024 J**	< 0.020	< 0.020	< 0.020	< 0.020	< 0.0100	**0.0149**	< 0.010	0.01 U	--	0.025 U	0.02 U	0.02 U	0.02 U	0.02 U	0.02 U	**0.0019 B**	**0.0015 B**	**0.0029 B**
Cyanide	mg/L	< 0.01	< 0.01	< 0.01	< 0.01	< 0.01	< 0.01	< 0.01	< 0.01	< 0.010	< 0.010	< 0.010	< 0.010	< 0.010	< 0.010	< 0.0050	**0.0065 J**	< 0.0050	< 0.010	< 0.010	< 0.010	< 0.010	< 0.010	< 0.010	< 0.010	< 0.010	0.01 U	--	0.01 U	0.01 U	0.01 U	0.01 U	0.01 U	0.015 U	0.010 U	0.01 U	--
Lead	mg/L	< 0.01	< 0.01	< 0.01	< 0.01	< 0.01	< 0.01	< 0.01	< 0.01	< 0.0100	< 0.0100	< 0.0100	< 0.0100	< 0.010	< 0.010	< 0.0040	< 0.0040	< 0.0040	< 0.010	< 0.010	< 0.010	**0.0024 J**	< 0.0050	< 0.0100	< 0.010	< 0.010	0.01 U	--	0.003 U	0.005 U	0.005 U	0.005 U	0.005 U	0.005 U	0.0050 U	0.005 U	0.005 U
Magnesium	mg/L	--	--	--	--	--	--	--	--	--	--	--	--	--	--	--	--	--	--	--	--	--	--	--	--	--	--	--	**8.03**	**7.97**	**7.5**	**7.7**	**7.6**	**6.9**	**6.6**	**7.3**	**7.5**
Mercury	mg/L	< 0.0002	< 0.0002	< 0.0002	< 0.0002	< 0.0002	< 0.0002	< 0.0002	< 0.0002	< 0.00020	< 0.00020	< 0.00020	< 0.00020	< 0.00020	< 0.00020	< 0.000091	< 0.000091	< 0.000091	< 0.00020	< 0.00020	< 0.00020	< 0.00020	< 0.00020	< 0.00020	< 0.0002	< 0.0002	0.0002 U	--	0.0002 U	0.0002 U	0.0002 U	0.0002 U	0.0002 U	0.0002 U	0.00020 U	0.0002 U	0.00020 U
Nickel	mg/L	**0.544**	**0.453**	**0.431**	**0.386**	**0.437**	**0.572**	**0.199**	**0.287**	**0.336**	**0.0756**	**0.0628**	**0.0621**	**0.082**	**0.066**	**0.099**	**0.11**	**0.13**	**0.15**	**0.19**	**0.22**	**0.17**	**0.16**	**0.132**	**0.214**	**0.270**	**0.356**	--	**0.211**	**0.179**	**0.091**	0.04 U	0.04 U	0.04 U	**0.029 B**	**0.038 B**	**0.083**
Potassium	mg/L	--	--	--	--	--	--	--	--	--	--	--	--	--	--	--	--	--	--	--	--	--	--	--	--	--	--	--	5 U	**3.76**	**4.2**	**3.6**	**3.7**	**4**	**3.2**	**3.6**	**3.7**
Selenium	mg/L	< 0.02	< 0.02	< 0.02	< 0.02	< 0.02	< 0.02	< 0.02	< 0.02	< 0.0200	< 0.0200	< 0.0200	< 0.0200	< 0.020	< 0.020	< 0.0064	< 0.0064	< 0.0064	< 0.020	< 0.020	< 0.020	**0.0039 J**	< 0.010	< 0.0200	< 0.02	< 0.02	0.02 U	--	0.005 U	0.01 U	0.01 U	0.01 U	0.01 U	0.01 U	0.010 U	**0.0042 B**	0.01 U
Sodium	mg/L	--	--	--	--	--	--	--	--	--	--	--	--	--	--	--	--	--	--	--	--	--	--	--	--	--	--	--	**65.2**	**59.7**	**68**	**68**	**83**	**80**	**89**	**94**	**86**
Thallium	mg/L	< 0.002	< 0.002	< 0.002	< 0.002	< 0.002	< 0.002	< 0.002	< 0.02	< 0.0200	< 0.0200	< 0.0200	< 0.0200	< 0.0010	< 0.0010	< 0.00025	< 0.00025	< 0.00025	< 0.0010	< 0.0010	< 0.0010	< 0.0010	< 0.0010	< 1.00	< 1.00	< 1	0.001 U	--	0.001 U	0.001 U	0.002 U	0.001 U	0.001 U	0.002 U	0.0020 U	0.002 UW	0.002 U
Vanadium (fume or dust)	mg/L	< 0.01	< 0.01	< 0.01	< 0.01	< 0.01	< 0.01	< 0.01	< 0.01	< 0.0100	< 0.0100	< 0.0100	< 0.0100	< 0.010	< 0.010	< 0.0024	< 0.0024	< 0.0024	< 0.010	< 0.010	< 0.010	< 0.010	< 0.010	< 0.0100	< 0.010	< 0.010	0.01 U	--	0.007 U	0.01 U	0.01 U	0.01 U	0.01 U	0.01 U	0.010 U	0.01 U	0.01 U
Zinc	mg/L	< 0.02	< 0.02	< 0.02	< 0.02	< 0.02	< 0.02	**0.0682**	< 0.02	< 0.0200	< 0.0200	< 0.0200	< 0.0200	**0.020**	< 0.020	**0.011 J**	**0.013 J**	**0.014 J**	**0.014 J**		**0.026**	**0.023**	**0.010 J**	< 0.0200	**0.132**	< 0.02	0.02 U	--	0.02 U	**0.0265**	0.02 U	0.02 U	0.02 U	**0.03**	0.020 U	**0.0073 B**	**0.0075 B**

Notes:
ISCO - *in-situ* chemical oxidation

Data Qualifier Defintions:
-- - Not analyzed
B (Inorganics) - Estimated analyte concentration
D - Analyte concentration reported from secondary dilution
DB - Analyte concentration reported from secondary dilution; analyte detected in method blank
H - Holding time exceeded for sample
J - Estimated analyte concentration
JB (Organic) - Estimated analyte concentration; analyte detected in method blank
Bold = Exceeds the laboratory detection limit
JM (Organic) - Estimated analyte concentration; spike sample recovery outside control limits
M (Organic) - Spike sample recovery outside control limits
N - Spike sample recovery outside of control limits
R - Sample data results rejected due to deficiencies in the ability to meet quality control standards
< - Analyte not detected at referenced detection limit
U - Analyte not detected at referenced detection limit
UJ - Analyte not detected; low method bias and/or matrix interference
UN - Analyte not detected; spiked sample recovery outside of control limits
UR - Analyte not detected; data rejected
UWN - Analyte not detected; post digestion spike and spike sample recovery outside control limits

Appendix E-1
Summary of Historical Groundwater Sampling Data - Alluvium, Galliard, and Saprolite Monitoring Wells
January 2001 through January 2019
Atlanta Gas Light Company
Former Manufactured Gas Plant Site
Augusta, Georgia

Chemical Name	Location ID	MW-311	MW-311	MW-311	MW-311	MW-311	MW-311	MW-311	MW-311	MW-311	MW-311	MW-311	MW-311	MW-311	MW-311	MW-311	MW-311	MW-311	MW-311	MW-311	MW-311	MW-311	MW-311	MW-311	MW-311	MW-311	MW-311	MW-311	MW-311	MW-311
	Sample Date	1/24/2019	7/17/2018	1/24/2018	7/25/2017	1/24/2017	7/26/2016	1/20/2016	7/29/2015	1/15/2015	7/17/2014	1/9/2014	7/11/2013	1/9/2013	7/26/2012	1/18/2012	7/7/2011	1/19/2011	7/14/2010	1/6/2010	7/23/2009	1/14/2009	7/16/2008	1/8/2008	7/11/2007	2/15/2007	2/07 DUP	7/11/2006	7/21/2005	7/21/2005	7/10/2002	1/16/2002	7/18/2001	1/24/2001
	Unit	Post-ISCO																										Pre-ISCO					
Field Parameters																																	
Conductivity	mS/cm	0.279	0.308	0.256	0.165	0.102	0.274	0.382	457.7	0.426	0.311	0.265	0.343	0.454	0.406	0.309	0.376	0.54	0.251	0.232	0.857	0.83	0.647	0.539	1.041	1.013	1.013	1.101	--	--	--	--	--	--
Dissolved Oxygen (YSI)	mg/L	1.92	0.27	0.54	0.2	0.12	0.17	0.31	0.58	0.43	0.43	1.50	2.30	0.48	2.22	6.80	0.94	5.71	0.84	0.21	5.25	6.15	0.27	0.42	0.08	2.49	2.49	0.19	--	--	--	--	--	--
Oxidation Reduction Potential	mV	-32.5	-59.9	171.2	20.7	11.9	-69.8	-64.3	-42.6	-111.5	-142.3	-80.5	-104.0	-15.7	-22	-32.8	-11.7	132	18	11.1	-155.5	-27.3	-176.4	-50.1	-212.4	-65.3	-65.3	-102.9	--	--	--	--	--	--
pH	SU	6.71	6.9	6.54	6.35	6.44	6.61	3.42	6.08	6.24	6.42	6.54	6.36	6.29	5.89	6.73	6.45	0.475	6.09	6.99	6.79	0.751	6.27	6.52	6.79	6.92	6.92	6.59	--	--	--	--	--	--
Temperature	Celsius	17.64	24.63	17.93	26.19	20.73	24.89	18.38	24.3	13.9	22.24	19.58	22.64	22.84	26.49	18.61	23.51	18.5	23.5	12.54	32.34	19	23.39	21.73	23.42	16.93	16.93	26.12	--	--	--	--	--	--
Turbidity	NTU	6.29	3.53	4.58	9.71	8.06	7.32	1.16	5.39	8.61	23.2	9.89	115	2.47	6.23	11.0	--	11	4.48	3.55	9.66	2.1	6.43	5.56	3.6	4.93	4.93	3.14	--	--	--	--	--	--
Monitored Natural Attenuation Parameters																																		
Carbon Dioxide	µg/L	--	--	--	--	--	--	--	--	329	325	179	282	69	110	560 B	1,600 B	1,800	580 B	350	750	1,800	1,100	< 1000	< 1000	--	--	750	--	--	--	--	--	--
Iron	mg/L	--	--	--	--	--	--	--	--	--	--	--	--	--	--	--	--	--	--	--	--	--	--	--	--	--	--	6.92	4.67	4.45	13	110	57	23
Iron, as Ferrous (Fe+2)	mg/L	--	--	--	--	--	--	--	--	4.15	6.29	0.761 H	9.08 H	0.67 HF	0.60 HF	0.49 HF	1.0 HF	3.6 HF	0.033 JHF	0.17 HF	< 0.10 HF	1.6 HF	0.15	1.33	2.19	5.09	5.2	5.79 H	--	--	--	--	--	--
Manganese, Total	mg/L	--	--	--	--	--	--	--	--	--	--	--	--	--	--	--	--	--	--	--	--	--	--	--	--	--	--	1.07	1.21	1.14	1.5	1.8	2.0	1.7
Manganese, Dissolved	mg/L	--	--	--	--	--	--	--	--	--	--	--	--	--	--	--	--	--	--	--	--	--	--	--	--	--	--	0.886	--	--	--	--	--	--
Methane	µg/L	--	--	--	--	--	--	--	--	410	380	190	240	7.8	230	17	330	400	1.9	15	75	500	65	1,500	1,400	1,300	1,100	1.6	--	--	--	--	--	--
Nitrate	mg/L	--	--	--	--	--	--	--	--	< 0.25	< 0.25	<0.25	< 0.25	1.0	< 0.25	0.37	< 0.075	< 0.36	0.49 J	< 1.1	< 1.1	0.069	<0.50	< 0.25	< 0.25	< 0.25	< 0.25	0.25 U	--	--	--	--	--	--
Nitrogen	mg/L	--	--	--	--	--	--	--	--	--	--	--	--	--	--	--	--	--	--	--	--	--	--	--	--	--	--	11	--	--	--	--	--	--
Nitrogen, ammonia (as N)	mg/L	--	--	--	--	--	--	--	--	--	--	--	--	--	--	--	--	--	--	--	--	--	--	--	--	--	--	2.57	--	--	--	--	--	--
Oxygen	mg/L	--	--	--	--	--	--	--	--	7.20 H	7.29 H	7.91 H	6.31 H	5.6	4.8	1.4	1.3	1.3	1.6	1.5	1.1	1.1	1.1	1.2	1.2	2	2.5	5.3	--	--	--	--	--	--
Sulfate	mg/L	--	--	--	--	--	--	--	--	< 1.0	6.1	4.5	14	18	5.1	5.4	5.6	38	35	14	73	94	45	50	84	5.7	4.3	1 U	--	--	--	--	--	--
Sulfide	mg/L	--	--	--	--	--	--	--	--	--	--	--	--	--	--	--	--	--	--	--	--	--	--	--	--	--	--	2 U	--	--	--	--	--	--
Volatile Organic Compounds																																		
Acetone	µg/L	< 50	< 50	< 50	< 50	< 50	< 50	< 50	< 50	< 50	< 50	< 50	< 50	< 100	< 100	< 5.0	< 25	< 5.0	**11 J**	< 100	< 100	< 200	< 100	< 50	< 50	< 50 R	< 50	50 U	310 U	180 U	250 U	500 U	2,500 U	2,500 U
Benzene	µg/L	**130**	**170**	< 5.0	< 5.0	< 5.0	**44**	**58**	**480**	**370**	**21**	**14**	< 5.0	**72**	**46**	**26**	**420**	**71**	**3.6 J**	**9.5**	**19**	**84**	**130**	**730**	**9,600**	**4,100**	**3,800**	**11,000**	**870**	**880**	**35**	**150**	**30,000 D**	**34,000 D**
Carbon Disulfide	µg/L	< 5.0	< 5.0	< 5.0	< 5.0	< 5.0	< 5.0	< 5.0	< 5.0	< 5.0	< 5.0	< 5.0	< 5.0	< 5.0	< 5.0	< 0.60	< 3.0	< 0.60	< 5.0	< 5.0	< 5.0	< 10	< 5.0	< 5.0	< 5	< 5	< 5	5 U	120 U	7.1 U	10 U	20 U	100 U	100 U
Ethylbenzene	µg/L	**20**	**27**	< 5.0	< 5.0	< 5.0	**7.5**	**11**	**61**	**94**	< 5.0	< 5.0	< 5.0	**13**	**9.4**	**12**	**64**	**6.3**	**0.44 J**	< 5.0	< 5.0	**71**	**290**	**2,500**	**1,700**	**750**	**710**	**1,800**	**530**	**520**	**740**	**2,300**	**1,900**	**2,900**
Methylene Chloride	µg/L	< 5.0	< 5.0	< 5.0	< 5.0	< 5.0	< 5.0	< 5.0	< 5.0	< 5.0	< 5.0	< 5.0	< 5.0	< 5.0	< 5.0	< 1.0	< 5.0	< 1.0	< 5.0	< 5.0	< 5.0	< 10	< 5.0	< 5.0	< 5	< 5	< 5	5 U	62 U	36 U	50 U	100 U	500 U	500 U
Toluene	µg/L	< 5.0	< 5.0	< 5.0	< 5.0	< 5.0	< 5.0	< 5.0	< 5.0	**9.6**	< 5.0	< 5.0	< 5.0	< 5.0	< 5.0	**0.45 J**	**11 J**	**1.5 J**	< 5.0	< 5.0	< 5.0	**0.68 J**	**1.2 J**	**190**	**200**	**35**	**32**	**70**	**23**	**22**	**21**	**22**	**47 J**	**310**
Trichloroethylene	µg/L	< 5.0	< 5.0	< 5.0	< 5.0	< 5.0	< 5.0	< 5.0	< 5.0	< 5.0	< 5.0	< 5.0	< 5.0	< 5.0	< 5.0	< 0.13	< 0.65	< 0.13	< 5.0	< 5.0	< 5.0	< 10	< 5.0	< 5.0	< 5	< 5	< 5	5 U	120 U	7.1 U	10 U	20 U	100 U	100 U
Xylenes, total	µg/L	< 5.0	< 5.0	< 5.0	< 5.0	< 5.0	< 5.0	< 5.0	**16**	**41**	< 5.0	< 5.0	< 5.0	**9.2**	**7.5**	**4.8 J**	**59**	**4.9 J**	< 5.0	< 5.0	< 5.0	**10**	**9.6**	**550**	**320**	**230**	**220**	--	**96**	**96**	**54**	**69**	**210**	**420**
Semivolatile Organic Compounds																																		
2-Methylnaphthalene	µg/L	--	--	--	--	--	--	--	--	--	--	--	--	--	--	--	--	--	--	--	--	--	--	--	--	--	--	--	**63**	**51**	**71**	**280**	**270**	**470**
Acenaphthene	µg/L	**3.1**	**2.1**	< 0.5	< 0.5	< 0.5	< 0.5	**1.5**	**14**	**13**	**3.2**	**7.2**	**6.9**	**4.4**	**4.2**	**35**	**14**	**15**	< 0.19	**2.0**	**7.7**	**20 J**	**0.49**	< 10	**51**	**22**	**23**	**79**	**45**	**38**	**24**	**68**	**72**	**100**
Acenaphthylene	µg/L	< 1.0	< 1.0	< 1.0	< 1.0	< 1.0	< 1.0	< 1.0	**1.0**	**3.2**	< 1.0	**1.2**	**1.2**	< 2.2	**0.55**	**3.1**	**3.7**	**2.9**	< 0.19	**0.33**	**1.5**	< 39	**0.82**	< 10	< 10	< 10	< 10	10 U	10 U	16 U	**3.2 J**	20 U	50 U	**25 J**
Anthracene	µg/L	**0.086**	**0.054**	< 0.05	< 0.05	< 0.05	< 0.05	< 0.05	**0.64**	**0.56**	**0.32**	**0.51**	**0.49**	< 2.2	< 0.22	**1.1 J**	**0.77**	**0.34**	< 0.19	< 0.19	< 0.19	< 39	< 0.19	< 10	< 10	< 10	< 10	10 U	10 U	16 U	10 U	20 U	50 U	50 U
Benz(a)anthracene	µg/L	< 0.05	< 0.05	< 0.05	< 0.05	< 0.05	< 0.05	< 0.05	< 0.05	< 0.050	0.067	< 0.050	< 0.050	< 2.2	< 0.22	< 1.1	< 0.11	< 0.095	< 0.19	< 0.19	< 0.19	< 39	< 0.19	< 0.050	< 0.05	< 0.05	< 0.05	0.05 U	10 U	16 U	10 U	20 U	50 U	50 U
Benzo(a)pyrene	µg/L	< 0.05	< 0.05	< 0.05	< 0.05	< 0.05	< 0.05	< 0.05	< 0.05	< 0.050	< 0.050	< 0.050	< 0.050	< 2.2	< 0.22	< 1.1	< 0.11	< 0.095	< 0.19	< 0.19	< 0.19	< 39	< 0.19	< 0.050	< 0.05	< 0.05	< 0.05	0.05 U	10 U	16 U	10 U	20 U	50 U	50 U
Benzo(b)fluoranthene	µg/L	< 0.1	< 0.1	< 0.1	< 0.1	< 0.1	< 0.1	< 0.1	< 0.1	< 0.10	< 0.10	< 0.10	< 0.10	< 2.2	< 0.22	< 1.1	< 0.11	< 0.095	< 0.19	< 0.19	< 0.19	< 39	< 0.19	< 0.10	< 0.1	< 0.1	< 0.1	0.1 U	10 U	16 U	10 U	20 U	50 U	50 U
Benzo(g,h,i)perylene	µg/L	< 0.1	< 0.1	< 0.1	< 0.1	< 0.1	< 0.1	< 0.1	< 0.1	< 0.10	< 0.10	< 0.10	< 0.10	< 2.2	< 0.22	< 1.1	< 0.11	< 0.095	< 0.19	< 0.19	< 0.19	< 39	< 0.19	< 10	< 10	< 10	< 10	10 U	10 U	16 U	10 U	20 U	50 U	50 U
Benzo(k)fluoranthene	µg/L	< 0.05	< 0.05	< 0.05	< 0.05	< 0.05	< 0.05	< 0.05	< 0.05	< 0.050	< 0.050	< 0.050	< 0.050	< 2.2	< 0.22	< 1.1	< 0.11	< 0.095	< 0.19	< 0.19	< 0.19	< 39	< 0.19	< 10	< 10	< 10	< 10	10 U	10 U	16 U	10 U	20 U	50 U	50 U
Chrysene	µg/L	< 0.05	< 0.05	< 0.05	< 0.05	< 0.05	< 0.05	< 0.05	< 0.05	< 0.050	< 0.050	< 0.050	< 0.050	< 2.2	< 0.22	< 0.48	< 0.050	< 0.043	< 0.19	< 0.19	< 0.19	< 39	< 0.19	< 0.050	< 0.05	< 0.05	< 0.05	0.05 U	10 U	16 U	10 U	20 U	50 U	50 U
Dibenzo(a,h)anthracene	µg/L	< 0.1	< 0.1	< 0.1	< 0.1	< 0.1	< 0.1	< 0.1	< 0.1	< 0.10	< 0.10	< 0.10	< 0.10	< 2.2	< 0.22	< 1.1	< 0.11	< 0.095	< 0.19	< 0.19	< 0.19	< 39	< 0.19	< 0.10	< 0.1	< 0.1	< 0.1	0.1 U	10 U	16 U	10 U	20 U	50 U	50 U
Dibenzofuran	µg/L	--	--	--	--	--	--	--	--	--	--	--	--	--	--	--	--	--	--	--	--	--	--	--	--	--	--	--	10 U	16 U	**0.81 J**	**2.8 J**	**2.6 J**	**5.1 J**
Fluoranthene	µg/L	< 0.1	< 0.1	< 0.1	< 0.1	< 0.1	< 0.1	< 0.1	< 0.1	< 0.10	< 0.10	< 0.10	< 0.10	< 2.2	< 0.22	< 1.1	< 0.11	< 0.095	< 0.19	< 0.19	< 0.19	< 39	< 0.19	< 10	< 10	< 10	< 10	10 U	10 U	16 U	10 U	20 U	50 U	50 U
Fluorene	µg/L	**0.67**	**0.74**	< 0.1	< 0.1	< 0.1	**0.4**	**6.2**	**5.5**	**1.5**	**4.1**	**3.9**	< 2.2	**2.0**	**13**	**13**	**5.2**	< 0.19	**0.57**	**1.5**	**5.5 J**	< 0.19	**10**	< 10	< 10	< 10	< 10	**12**	10 U	16 U	**3.3 J**	**8.2 J**	**9.2 J**	**13 J**
Indeno(1,2,3-cd)pyrene	µg/L	< 0.05	< 0.05	< 0.05	< 0.05	< 0.05	< 0.05	< 0.05	< 0.05	< 0.050	< 0.050	< 0.050	< 0.050	< 2.2	< 0.22	< 1.1	< 0.11	< 0.095	< 0.19	< 0.19	< 0.19	< 39	< 0.19	< 0.050	< 0.05	< 0.05	< 0.05	0.05 U	10 U	16 U	10 U	20 U	50 U	50 U
Naphthalene	µg/L	< 0.5	**4.2**	< 0.5	< 0.5	**0.79**	< 0.5	**52**	**250**	**560**	**12**	**12**	**5.5**	**55**	< 0.22	**1,200 D**	**1.1**	**71**	**0.13 J**	**5.1**	**2.3**	**1,400**	**0.75**	**5,100**	**2,200**	< 10	< 10	**2,000**	**2,100**	**1,700**	**1,300 D**	**3,500 D**	**4,800 D**	**6,700 D**
Phenanthrene	µg/L	**0.098**	**0.1**	< 0.05	< 0.05	< 0.05	< 0.05	**0.15**	**4.1**	**3.3**	**1.1**	**3.1**	**2.7**	< 2.2	**0.82**	**10**	**5.4**	**3.5**	< 0.19	**0.26**	< 0.19	< 39	< 0.19	< 10	< 10	< 10	< 10	10 U	10 U	16 U	**1.1 J**	**3.8 J**	50 U	**4.1 J**
Pyrene	µg/L	< 0.05	< 0.05	< 0.05	< 0.05	< 0.05	< 0.05	< 0.05	< 0.05	< 0.050	**0.07**	< 0.050	< 0.050	< 2.2	< 0.22	< 1.1	< 0.11	< 0.095	< 0.19	< 0.19	< 0.19	< 39	< 0.19	< 10	< 10	< 10	< 10	10 U	10 U	16 U	10 U	20 U	50 U	50 U
Inorganic Compounds																																		
Aluminum (fume or dust)	mg/L	--	--	--	--	--	--	--	--	--	--	--	--	--	--	--	--	--	--	--	--	--	--	--	--	--	--	--	0.2 U	0.2 U	**0.13 B**	**63**	**20**	**4.0**
Antimony	mg/L	< 0.006	< 0.006	< 0.006	< 0.006	< 0.006	< 0.006	< 0.006	< 0.02	< 0.0200	< 0.0200	< 0.0200	< 0.0200	< 0.020	< 0.020	< 0.0053	< 0.0053	< 0.0053	< 0.020	< 0.020	< 0.020	< 0.020	< 0.020	< 0.0200	< 0.02	< 0.02	< 0.02	0.02 U	0.006 U	0.006 U	0.02 U	0.02 U	0.02 U	0.02 U
Arsenic	mg/L	< 0.05	< 0.05	< 0.05	< 0.05	< 0.05	< 0.05	< 0.05	< 0.05	< 0.0500	< 0.0500	< 0.0500	< 0.0500	< 0.020	< 0.020	**0.0049 J**	< 0.0046	--	< 0.020	< 0.020	< 0.020	< 0.010	< 0.010	<0.0500	< 0.05	< 0.05	< 0.05	0.05 U	0.01 U	0.01 U	0.01 U	**0.0089 B**	**0.0039 J**	0.01 U
Barium	mg/L	**0.0572**	**0.0865**	**0.0112**	**0.0187**	**0.00914**	**0.044**	**0.0478**	**0.218**	**0.185**	**0.304**	**0.0281**	**0.145**	**0.048**	**0.059**	**0.060**	**0.11**	**0.21**	**0.020**	**0.031**	**0.20**	**0.26**	**0.12**	**0.343**	**0.306**	**0.288**	**0.294**	**0.314**	**0.343**	**0.323**	**0.077**	**0.34**	**0.22**	**0.17**
Beryllium	mg/L	< 0.004	< 0.004	< 0.004	< 0.004	< 0.004	< 0.004	< 0.004	< 0.01	< 0.0100	< 0.0100	< 0.0100	< 0.0100	< 0.0040	< 0.0040	< 0.00020	< 0.00020	**0.00026 J**	< 0.0040	< 0.0040	< 0.0040	< 0.0040	< 0.0040	< 0.0100	< 0.010	< 0.010	< 0.010	0.01 U	0.004 U	0.004 U	0.004 U	**0.005**	**0.0012 J**	0.004 U
Cadmium	mg/L	**0.0236**	**0.0256**	**0.0423**	**0.0312**	**0.0601**	**0.0248**	**0.0338**	< 0.005	< 0.005	**0.0133**	**0.0600**	**0.0240**	**0.034**	**0.023**	**0.028**	**0.017**	**0.0053**	**0.0076**	**0.043**	**0.018**	**0.0076**	**0.042**	< 0.0050	**0.0073**	**0.0051**	< 0.005	0.005 U	0.005 U	0.005 U	0.005 U	**0.0018 B**	0.005 U	0.005 U
Calcium metal	mg/L	--	--	--	--	--	--	--	--	--	--	--	--	--	--	--	--	--	--	--	--	--	--	--	--	--	--	--	**38.3**	**35.9**	**44**	**48**	**57**	**53**
Chromium	mg/L	< 0.01	< 0.01	< 0.01	< 0.01	< 0.01	< 0.01	< 0.01	< 0.01	< 0.0100	< 0.0100	< 0.0100	< 0.0100	< 0.010	< 0.010	< 0.0012	< 0.0012	< 0.0012	< 0.010	< 0.010	< 0.010	< 0.010	< 0.010	< 0.0100	< 0.010	< 0.010	< 0.010	0.01 U	0.01 U	0.01 U	0.01 U	**0.084**	**0.038**	**0.0042 B**
Cobalt	mg/L	--	--	--	--	--	--	--	--	--	--	--	--	--	--	--	--	--	--	--	--	--	--	--	--	--	--	--	0.01 U	0.01 U	0.01 U	**0.028**	**0.0092 J**	**0.0039 B**
Copper	mg/L	< 0.01	< 0.01	< 0.01	< 0.01	< 0.01	< 0.01	**0.0543**	< 0.01	< 0.0100	< 0.0100	< 0.0100	< 0.0100	< 0.020	< 0.020	< 0.0019	< 0.0019	0.0030 JB	< 0.020	< 0.020	< 0.020	< 0.020	< 0.020	< 0.0100	< 0.010	< 0.010	< 0.010	0.01 U	0.02 U	0.02 U	0.02 U	**0.29**	**0.088**	**0.013 B**
Cyanide	mg/L	< 0.01	< 0.01	< 0.01	< 0.01	< 0.01	< 0.01	< 0.01	**0.018**	< 0.010	< 0.010	< 0.010	< 0.010	< 0.010	< 0.010	< 0.0050	**0.0082 J**	< 0.0050	< 0.010	< 0.010	< 0.010	**0.0088 J**	**0.006 J**	**0.049**	**0.054**	**0.022**	**0.012**	**0.019**	**0.0136**	0.01 U	**0.022**	**0.015**	**0.016**	0.01 U
Lead	mg/L	< 0.01	< 0.01	< 0.01	< 0.01	< 0.01	< 0.01	< 0.01	< 0.01	< 0.0100	< 0.0100	< 0.0100	< 0.0100	< 0.010	< 0.010	< 0.0040	< 0.0040	< 0.0040	< 0.010	< 0.010	< 0.010	**0.0023 J**	< 0.0050	< 0.0100	< 0.010	< 0.010	< 0.010	0.01 U	0.005 U	0.005 U	**0.0017 B**	**0.044**	0.015 U	**0.0032 B**
Magnesium	mg/L	--	--	--	--	--	--	--	--	--	--	--	--	--	--	--	--	--	--	--	--	--	--	--	--	--	--	--	**20.2**	**19**	**24**	**28**	**31**	**28**
Mercury	mg/L	< 0.0002	< 0.0002	< 0.0002	< 0.0002	< 0.0002	< 0.0002	< 0.0002	< 0.0002	< 0.00020	< 0.00020	< 0.00020	< 0.00020	< 0.00020	< 0.00020	< 0.000091	< 0.000091	< 0.000091	< 0.00020	< 0.00020	< 0.00020	< 0.00020	< 0.00020	< 0.00020	< 0.0002	< 0.0002	< 0.0002	0.0002 U	0.0002 U	0.0002 U	0.0002 U	**0.00017 B**	0.0002 U	0.00020 U
Nickel	mg/L	**0.0348**	< 0.02	**0.0368**	< 0.02	< 0.02	< 0.02	**0.0671**	< 0.02	< 0.0200	< 0.0200	< 0.0200	< 0.0200	< 0.040	< 0.040	**0.018 J**	**0.011 J**	< 0.0023	**0.0046 J**	< 0.040	< 0.040	**0.0027 J**	**0.0025 J**	< 0.0200	< 0.02	< 0.02	< 0.02	0.02 U	0.04 U	0.04 U	0.04 U	**0.047**	**0.026 J**	**0.0072 B**
Potassium	mg/L	--	--	--	--	--	--	--	--	--	--	--	--	--	--	--	--	--	--	--	--	--	--	--	--	--	--	--	**3.62**	**3.37**	**4.5**	**7.3**	**6.6**	**8.8**
Selenium	mg/L	< 0.02	< 0.02	< 0.02	< 0.02	< 0.02	< 0.02	< 0.02	< 0.02	< 0.0200	< 0.0200	< 0.0200	< 0.0200	< 0.020	< 0.020	< 0.0064	< 0.0064	< 0.0064	< 0.020	< 0.020	< 0.020	< 0.010	< 0.010	< 0.0200	< 0.02	< 0.02	< 0.02	0.02 U	0.01 U	0.01 U	0.01 U	0.01 U	0.01 U	0.01 U
Sodium	mg/L	--	--	--	--	--	--	--	--	--	--	--	--	--	--	--	--	--	--	--	--	--	--	--	--	--	--	--	**188**	**175**	**140**	**130**	**170**	**170**
Thallium	mg/L	< 0.002	< 0.002	< 0.002	< 0.002	< 0.002	< 0.002	< 0.002	< 0.02	< 0.0200	< 0.0200	< 0.0200	< 0.0200	< 0.0010	< 0.0010	< 0.00025	< 0.00025	< 0.00025	< 0.0010	< 0.0010	< 0.0010	< 0.0010	< 0.0010	< 1.00	< 1.00	< 1	< 1	0.001 U	0.001 U	0.001 U	0.002 UWN	0.002 U	**0.0017 B**	0.002 UW
Vanadium (fume or dust)	mg/L	< 0.01	< 0.01	< 0.01	< 0.01	< 0.01	< 0.01	< 0.01	< 0.01	< 0.0100	< 0.0100	< 0.0100	< 0.0100	< 0.010	< 0.010	**0.0027 J**	**0.0038 J**	< 0.0024	< 0.010	< 0.010	< 0.010	< 0.010	**0.0018 J**	< 0.0100	< 0.010	< 0.010	< 0.010	0.01 U	0.01 U	0.01 U	0.01 U	**0.36**	**0.097**	**0.013**
Zinc	mg/L	**0.121**	**0.0573**	**0.168**	**0.0682**	**0.0544**	**0.0252**	**0.0659**	< 0.02	< 0.0200	< 0.0200	< 0.0200	< 0.0200	**0.024**	< 0.020	**0.016 J**	**0.012 J**	< 0.0087	**0.020**	< 0.020	< 0.020	**0.021**	**0.011 J**	< 0.0200	**0.0385**	< 0.02	< 0.02	0.02 U	0.02 U	0.02 U	0.02 U	**0.26**	**0.096**	**0.038**

Notes:
ISCO - *in-situ* chemical oxidation

Data Qualifier Defintions:
-- - Not analyzed
B (Inorganics) - Estimated analyte concentration
D - Analyte concentration reported from secondary dilution
DB - Analyte concentration reported from secondary dilution; analyte detected in method blank
H - Holding time exceeded for sample
J - Estimated analyte concentration
JB (Organic) - Estimated analyte concentration; analyte detected in method blank
Bold = Exceeds the laboratory detection limit
JM (Organic) - Estimated analyte concentration; spike sample recovery outside control limits
M (Organic) - Spike sample recovery outside control limits
N - Spike sample recovery outside of control limits
R - Sample data results rejected due to deficiencies in the ability to meet quality control standards
< - Analyte not detected at referenced detection limit
U - Analyte not detected at referenced detection limit
UJ - Analyte not detected; low method bias and/or matrix interference
UN - Analyte not detected; spiked sample recovery outside of control limits
UR - Analyte not detected; data rejected
UWN - Analyte not detected; post digestion spike and spike sample recovery outside control limits

Appendix E-1
Summary of Historical Groundwater Sampling Data - Alluvium, Galliard, and Saprolite Monitoring Wells
January 2001 through January 2019
Atlanta Gas Light Company
Former Manufactured Gas Plant Site
Augusta, Georgia

Chemical Name	Location ID	MW-402S	MW-402S	MW-402S	MW-402S	MW-402S	MW-402S	MW-402S	MW-402S	MW-402S	MW-402S	MW-402S	MW-402S	MW-402S	MW-402S	MW-402S	MW-402S	MW-402S	MW-402S	MW-402S	MW-402S	MW-402S	MW-402S	MW-402S	MW-402S	MW-402S	MW-402S	MW-402S	MW-402S	MW-402S	MW-402S	MW-402S	MW-402S
	Sample Date	1/23/2019	7/17/2018	1/24/2018	7/26/2017	1/25/2017	7/27/2016	1/20/2016	7/28/2015	1/12/2015	7/15/2014	1/7/2014	7/9/2013	1/8/2013	1/17/2012	1/17/2012	7/6/2011	1/18/2011	7/15/2010	1/6/2010	1/14/2009	7/21/2008	1/9/2008	7/10/2007	2/15/2007	7/11/2006	1/16/2006	7/20/2005	2/7/2005	7/15/2004	1/22/2004	7/16/2003	1/20/2003	7/11/2002	1/15/2002	7/17/2001	1/23/2001
	Unit	Post-ISCO																									Pre-ISCO								
Field Parameters																																			
Conductivity	mS/cm	0.571	0.566	0.613	0.439	0.571	0.648	0.546	565	0.586	0.579	0.463	0.417	0.557	0.702	0.551	0.487	5.17	1.492	0.372	0.329	0.399	0.457	0.387	0.486	0.514	--	--	--	--	--	--	--	--	--	--
Dissolved Oxygen (YSI)	mg/L	0.42	0.12	0.7	1.74	0.71	0.24	0.42	0.95	0.46	1.19	2.02	2.61	2.39	3.79	8.00	4.23	6.26	5.75	6.16	2.28	1.64	0.69	0.86	0.45	0.65	--	--	--	--	--	--	--	--	--	--
Oxidation Reduction Potential	mV	75.5	126.3	-32.2	69.3	25.1	44.2	94	49.2	210.1	120.3	193.8	8.9	80.8	111.0	16	16.9	110.0	189.4	-71.1	117.9	282.5	165.2	192.9	139.4	153.9	237.6	--	--	--	--	--	--	--	--	--	--
pH	SU	5.91	6.15	6.12	6.09	6.29	6.44	6.12	6.12	5.90	6.13	6.24	6.11	6.18	6.16	6.89	5.70	0.509	6.41	5.92	6.25	5.75	5.93	5.97	6.35	6.36	--	--	--	--	--	--	--	--	--	--
Temperature	Celsius	20.94	23.71	20.94	25.87	20.73	22.75	18.77	26.4	17.7	22.66	15.57	22.18	18.53	26.40	24.03	22.40	19.18	22.23	17.87	18.35	22.06	20.82	22.29	18.00	20.61	--	--	--	--	--	--	--	--	--	--
Turbidity	NTU	4.21	2.2	0.84	8.11	7.92	4.2	7.9	1.31	1.70	1.64	1.56	2.81	1.07	1.5	4.54	9.9	8.00	7.5	8.7	3.09	6.75	0.63	4.88	6.53	0.66	--	--	--	--	--	--	--	--	--	--
Monitored Natural Attenuation Parameters																																			
Carbon Dioxide	µg/L	--	--	--	--	--	--	--	--	--	--	--	--	**	--	**	--	**	**	**	**	**	--	--	--	--	--	--	--	--	--	--	--	--	--
Iron	mg/L	--	--	--	--	--	--	--	--	--	--	--	--	--	--	--	--	--	--	--	--	--	--	--	--	--	0.123	0.1 U	0.05 U	0.08	0.05 U	0.06	120	0.23	130 N	190	0.11
Iron, as Ferrous (Fe+2)	mg/L	--	--	--	--	--	--	--	--	--	--	--	--	--	--	--	--	--	--	--	--	--	--	--	--	--	--	--	--	--	--	--	--	--	--
Manganese, Total	mg/L	--	--	--	--	--	--	--	--	--	--	--	--	--	--	--	--	--	--	--	--	--	--	--	--	--	0.9	0.071	0.57	1.1	1.4	1.2	4.2	1.2	4.4	5.2	1.9
Manganese, Dissolved	mg/L	--	--	--	--	--	--	--	--	--	--	--	--	--	--	--	--	--	--	--	--	--	--	--	--	--	--	--	--	--	--	--	--	--	--
Methane	µg/L	--	--	--	--	--	--	--	--	--	--	--	--	--	--	--	--	--	--	--	--	--	--	--	--	--	--	--	--	--	--	--	--	--	--
Nitrate	mg/L	--	--	--	--	--	--	--	--	--	--	--	--	--	--	--	--	--	--	--	--	--	--	--	--	--	--	--	--	--	--	--	--	--	--
Nitrogen	mg/L	--	--	--	--	--	--	--	--	--	--	--	--	--	--	--	--	--	--	--	--	--	--	--	--	--	--	--	--	--	--	--	--	--	--
Nitrogen, ammonia (as N)	mg/L	--	--	--	--	--	--	--	--	--	--	--	--	--	--	--	--	--	--	--	--	--	--	--	--	--	--	--	--	--	--	--	--	--	--
Oxygen	mg/L	--	--	--	--	--	--	--	--	--	--	--	--	--	--	--	--	--	--	--	--	--	--	--	--	--	--	--	--	--	--	--	--	--	--
Sulfate	mg/L	--	--	--	--	--	--	--	--	--	--	--	--	--	--	--	--	--	--	--	--	--	--	--	--	--	--	--	--	--	--	--	--	--	--
Sulfide	mg/L	--	--	--	--	--	--	--	--	--	--	--	--	--	--	--	--	--	--	--	--	--	--	--	--	--	--	--	--	--	--	--	--	--	--
Volatile Organic Compounds																																			
Acetone	µg/L	< 50	< 50	< 50	< 50	< 50	< 50	< 50	< 50	< 50	< 50	< 50	< 50	< 100	< 100	< 5.0	< 5.0	< 5.0	**9.5 J**	< 100	< 100	< 100	< 50	< 50	< 50	50 U	10 U	25 U	25 U	25 U	25 U	25 U	25 U	25 U	25 U	25 U
Benzene	µg/L	< 5.0	< 5.0	< 5.0	< 5.0	< 5.0	< 5.0	< 5.0	< 5.0	< 5.0	< 5.0	< 5.0	< 5.0	< 5.0	< 5.0	< 0.25	< 0.25	**0.28 J**	< 5.0	< 5.0	< 5.0	< 5.0	<5.0	<5.0	< 5	5 U	1.0 U	1.0 U	1.0 U	1.0 U	1.0 U	1.0 U	1.0 U	1.0 U	**0.16 J**	**0.18 JB**
Carbon Disulfide	µg/L	< 5.0	< 5.0	< 5.0	< 5.0	< 5.0	< 5.0	< 5.0	< 5.0	< 5.0	< 5.0	< 5.0	< 5.0	< 5.0	< 5.0	< 0.60	< 0.60	< 0.60	< 5.0	< 5.0	< 5.0	< 5.0	<5.0	<5.0	< 5	5 U	1.0 U	1.0 U	1.0 U	1.0 U	1.0 U	1.0 U	1.0 U	1.0 U	1.0 U	1.0 U
Ethylbenzene	µg/L	< 5.0	< 5.0	< 5.0	< 5.0	< 5.0	< 5.0	< 5.0	< 5.0	< 5.0	< 5.0	< 5.0	< 5.0	< 5.0	< 5.0	< 0.11	< 0.11	< 0.11	< 5.0	< 5.0	< 5.0	< 5.0	<5.0	<5.0	< 5	5 U	1.0 U	1.0 U	1.0 U	1.0 U	1.0 U	1.0 U	**1.5 J**	1.0 U	1.0 U	1.0 U
Methylene Chloride	µg/L	< 5.0	< 5.0	< 5.0	< 5.0	< 5.0	< 5.0	< 5.0	< 5.0	< 5.0	< 5.0	< 5.0	< 5.0	< 5.0	< 5.0	< 1.0	< 1.0	< 1.0	< 5.0	< 5.0	< 5.0	< 5.0	<5.0	<5.0	< 5	5 U	1.0 U	5.0 U	5.0 U	5.0 U	5.0 U	5.0 U	5.0 U	**0.28 J**	5.0 U	5.0 U
Toluene	µg/L	< 5.0	< 5.0	< 5.0	< 5.0	< 5.0	< 5.0	< 5.0	< 5.0	< 5.0	< 5.0	< 5.0	< 5.0	< 5.0	< 5.0	< 0.33	< 0.33	< 0.33	< 5.0	< 5.0	< 5.0	< 5.0	<5.0	<5.0	< 5	5 U	1.0 U	1.0 U	1.0 U	1.0 U	1.0 U	1.0 U	**0.48 J**	1.0 U	1.0 U	1.0 U
Trichloroethylene	µg/L	< 5.0	< 5.0	< 5.0	< 5.0	< 5.0	< 5.0	< 5.0	< 5.0	< 5.0	< 5.0	< 5.0	< 5.0	< 5.0	< 5.0	< 0.13	< 0.13	< 0.13	< 5.0	< 5.0	< 5.0	< 5.0	<5.0	<5.0	< 5	5 U	1.0 U	1.0 U	1.0 U	1.0 U	1.0 U	1.0 U	1.0 U	1.0 U	1.0 U	1.0 U
Xylenes, total	µg/L	< 5.0	< 5.0	< 5.0	< 5.0	< 5.0	< 5.0	< 5.0	< 5.0	< 5.0	< 5.0	< 5.0	< 5.0	< 5.0	< 5.0	< 0.20	< 0.20	< 0.20	< 5.0	< 5.0	< 5.0	< 5.0	<5.0	<5.0	< 5	5 U	2.0 U	2.0 U	2.0 U	2.0 U	2.0 U	2.0 U	**0.33 J**	2.0 U	2.0 U	2.0 U
Semivolatile Organic Compounds																																			
2-Methylnaphthalene	µg/L	--	--	--	--	--	**	--	--	--	--	--	--	--	--	--	--	--	--	--	--	--	**	--	--	--	0.2 U	0.2 U	0.2 U	0.2 U	0.2 U	10 U	10 U	10 U	10 U	**860 D**
Acenaphthene	µg/L	< 0.5	< 0.5	< 0.5	< 0.5	< 0.5	< 0.5	< 0.5	< 0.5	< 0.50	< 0.50	< 0.50	< 0.50	< 0.21	< 0.19	< 0.11	< 0.13	< 0.11	< 0.20	< 0.19	< 0.19	< 0.19	< 10	< 10	< 10	10 U	0.2 U	0.2 U	0.2 U	0.2 U	0.2 U	10 U	10 U	10 U	10 U	**100**
Acenaphthylene	µg/L	< 1.0	< 1.0	< 1.0	< 1.0	< 1.0	< 1.0	< 1.0	< 1.0	< 1.0	< 1.0	< 1.0	< 1.0	< 0.21	< 0.19	< 0.11	< 0.13	< 0.11	< 0.20	< 0.19	< 0.19	< 0.19	< 10	< 10	< 10	10 U	0.2 U	0.2 U	0.2 U	0.2 U	0.2 U	10 U	10 U	10 U	10 U	10 U
Anthracene	µg/L	< 0.05	< 0.05	< 0.05	< 0.05	< 0.05	< 0.05	< 0.05	< 0.05	< 0.050	< 0.050	< 0.050	< 0.050	< 0.21	< 0.19	< 0.11	< 0.13	< 0.11	< 0.20	< 0.19	< 0.19	< 0.19	< 10	< 10	< 10	10 U	0.2 U	0.2 U	0.2 U	0.2 U	0.2 U	10 U	10 U	10 U	10 U	**13**
Benz(a)anthracene	µg/L	< 0.05	< 0.05	< 0.05	< 0.05	< 0.05	< 0.05	< 0.05	< 0.05	< 0.050	< 0.050	< 0.050	< 0.050	< 0.21	< 0.19	< 0.11	< 0.13	< 0.11	< 0.20	< 0.19	< 0.19	< 0.19	<0.050	<0.050	< 0.05	0.05 U	0.2 U	0.2 U	0.2 U	0.2 U	0.2 U	10 U	10 U	10 U	10 U	10 U
Benzo(a)pyrene	µg/L	< 0.05	< 0.05	< 0.05	< 0.05	< 0.05	< 0.05	< 0.05	< 0.05	< 0.050	< 0.050	< 0.050	< 0.050	< 0.21	< 0.19	< 0.11	< 0.13	< 0.11	< 0.20	< 0.19	< 0.19	< 0.19	<0.050	<0.050	< 0.05	0.05 U	0.2 U	0.2 U	0.2 U	0.2 U	0.2 U	10 U	10 U	10 U	10 U	10 U
Benzo(b)fluoranthene	µg/L	< 0.1	< 0.1	< 0.1	< 0.1	< 0.1	< 0.1	< 0.1	< 0.1	< 0.10	< 0.10	< 0.10	< 0.10	< 0.21	< 0.19	< 0.11	< 0.13	< 0.11	< 0.20	< 0.19	< 0.19	< 0.19	<0.10	<0.10	< 0.1	0.1 U	0.2 U	0.2 U	0.2 U	0.2 U	0.2 U	10 U	10 U	10 U	10 U	10 U
Benzo(g,h,i)perylene	µg/L	< 0.1	**0.15**	< 0.1	< 0.1	< 0.1	< 0.1	< 0.1	< 0.1	< 0.10	< 0.10	< 0.10	< 0.10	< 0.21	< 0.19	< 0.11	< 0.13	< 0.11	< 0.20	< 0.19	< 0.19	< 0.19	< 10	< 10	< 10	10 U	0.2 U	0.2 U	0.2 U	0.2 U	0.2 U	10 U	10 U	10 U	10 U	10 U
Benzo(k)fluoranthene	µg/L	< 0.05	< 0.05	< 0.05	< 0.05	< 0.05	**0.051**	< 0.05	< 0.05	< 0.050	< 0.050	< 0.050	< 0.050	< 0.21	< 0.19	< 0.11	< 0.13	< 0.11	< 0.20	< 0.19	< 0.19	< 0.19	< 10	< 10	< 10	10 U	0.2 U	0.2 U	0.2 U	0.2 U	0.2 U	10 U	10 U	10 U	10 U	10 U
Chrysene	µg/L	< 0.05	< 0.05	< 0.05	< 0.05	< 0.05	< 0.05	< 0.05	< 0.05	< 0.050	< 0.050	< 0.050	< 0.050	< 0.21	< 0.19	< 0.048	< 0.057	< 0.049	< 0.20	< 0.19	< 0.19	< 0.19	<0.050	<0.050	< 0.05	0.05 U	0.2 U	0.2 U	0.2 U	0.2 U	0.2 U	10 U	10 U	10 U	10 U	10 U
Dibenzo(a,h)anthracene	µg/L	< 0.1	< 0.1	< 0.1	< 0.1	< 0.1	< 0.1	< 0.1	< 0.1	< 0.10	< 0.10	< 0.10	< 0.10	< 0.21	< 0.19	< 0.11	< 0.13	< 0.11	< 0.20	< 0.19	< 0.19	< 0.19	<0.10	<0.10	< 0.1	0.1 U	0.2 U	0.2 U	0.2 U	0.2 U	0.2 U	10 U	10 U	10 U	10 U	10 U
Dibenzofuran	µg/L	--	--	--	--	--	**	--	--	--	--	--	--	--	--	--	--	--	--	--	--	--	--	--	--	--	1.0 U	0.2 U	0.2 U	0.2 U	0.2 U	10 U	10 U	10 U	10 U	**24**
Fluoranthene	µg/L	< 0.1	< 0.1	< 0.1	< 0.1	< 0.1	< 0.1	< 0.1	< 0.1	< 0.10	< 0.10	< 0.10	< 0.10	< 0.21	< 0.19	< 0.11	< 0.13	< 0.11	< 0.20	< 0.19	< 0.19	< 0.19	< 10	< 10	< 10	10 U	0.2 U	0.2 U	0.2 U	0.2 U	0.2 U	10 U	10 U	10 U	10 U	**5.9 J**
Fluorene	µg/L	< 0.1	< 0.1	< 0.1	< 0.1	< 0.1	< 0.1	< 0.1	< 0.1	< 0.10	< 0.10	< 0.10	< 0.10	< 0.21	< 0.19	< 0.11	< 0.13	< 0.11	< 0.20	< 0.19	< 0.19	< 0.19	< 10	< 10	< 10	10 U	0.2 U	0.2 U	0.2 U	0.2 U	0.2 U	10 U	10 U	10 U	10 U	**43**
Indeno(1,2,3-cd)pyrene	µg/L	< 0.05	**0.11**	< 0.05	< 0.05	< 0.05	**0.053**	< 0.05	< 0.05	< 0.050	< 0.050	< 0.050	< 0.050	< 0.21	< 0.19	< 0.11	< 0.13	< 0.11	**0.33**	< 0.19	< 0.19	< 0.19	<0.050	<0.050	< 0.05	0.05 U	0.2 U	0.2 U	0.2 U	0.2 U	0.2 U	10 U	10 U	10 U	10 U	10 U
Naphthalene	µg/L	< 0.5	< 0.5	< 0.5	< 0.5	< 0.5	< 0.5	< 0.5	< 0.5	< 0.50	< 0.50	< 0.50	< 0.50	< 0.21	< 0.19	**0.56**	< 0.13	**0.27**	< 0.20	< 0.19	< 0.19	0.060 J	< 10	< 10	< 10	10 U	0.2 U	0.2 U	0.2 U	0.2 U	0.2 U	10 U	10 U	10 U	**0.54 J**	**12,000 D**
Phenanthrene	µg/L	< 0.05	< 0.05	< 0.05	< 0.05	< 0.05	< 0.05	< 0.05	< 0.05	< 0.050	< 0.050	< 0.050	< 0.050	< 0.21	< 0.19	< 0.11	< 0.13	< 0.11	< 0.20	< 0.19	< 0.19	< 0.19	< 10	< 10	< 10	10 U	0.2 U	0.2 U	0.2 U	0.2 U	0.2 U	10 U	10 U	10 U	10 U	**42**
Pyrene	µg/L	< 0.05	< 0.05	< 0.05	< 0.05	< 0.05	< 0.05	< 0.05	< 0.05	< 0.050	< 0.050	< 0.050	< 0.050	< 0.21	< 0.19	< 0.11	< 0.13	< 0.11	< 0.20	< 0.19	< 0.19	< 0.19	< 10	< 10	< 10	10 U	0.2 U	0.2 U	0.2 U	0.2 U	0.2 U	10 U	10 U	10 U	10 U	**7.0 J**
Inorganic Compounds																																			
Aluminum (fume or dust)	mg/L	--	--	--	--	--	**	--	--	--	--	--	--	--	--	--	--	--	--	--	--	--	--	--	--	--	200 U	200 U	200 U	200 U	200 U	200 U	**270,000**	**540**	**250,000 N**	**410,000 N**	**230 N**
Antimony	mg/L	< 0.006	< 0.006	< 0.006	< 0.006	< 0.006	< 0.006	< 0.006	< 0.02	< 0.0200	< 0.0200	< 0.0200	< 0.0200	< 0.020	< 0.020	< 0.0053	< 0.0053	< 0.0053	< 0.020	< 0.020	< 0.020	< 0.020	< 0.0200	< 0.020	< 0.02	0.02 U	0.01 U	0.006 U	0.02 U	0.006 U	0.02 U	0.02 U	0.02 U	0.02 U	0.020 U	0.02 U	0.02 U
Arsenic	mg/L	< 0.05	< 0.05	< 0.05	< 0.05	< 0.05	< 0.05	< 0.05	< 0.05	< 0.0500	< 0.0500	< 0.0500	< 0.0500	< 0.020	< 0.020	< 0.0046	< 0.0046	< 0.0046	< 0.020	**0.22**	< 0.010	< 0.010	<0.0500	<0.050	< 0.05	0.05 U	0.01 U	0.01 U	0.01 U	0.01 U	0.01 U	0.01 U	**0.011**	0.01 U	**0.0050 B**	**0.021**	0.01 U
Barium	mg/L	**0.084**	**0.0735**	**0.0936**	**0.0526**	**0.0766**	**0.125**	**0.0881**	**0.0857**	**0.0777**	**0.0864**	**0.0802**	**0.0447**	**0.066**	**0.047**	**0.078**	**0.086**	**0.072**	**0.061**	**0.58**	**0.048**	**0.059**	**0.0505**	**0.0511**	**0.0602**	**0.051**	0.2 U	**0.0423**	**0.049**	**0.055**	**0.053**	**0.05**	**0.64**	**0.049**	**0.68**	**0.92**	**0.061**
Beryllium	mg/L	< 0.004	< 0.004	< 0.004	< 0.004	< 0.004	< 0.004	< 0.004	< 0.01	< 0.0100	< 0.0100	< 0.0100	< 0.0100	< 0.0040	< 0.0040	< 0.00020	**0.00029 J**	< 0.00020	< 0.0040	< 0.0040	< 0.0040	< 0.0040	< 0.0100	< 0.010	< 0.010	0.01 U	0.005 U	0.004 U	0.004 U	0.004 U	0.004 U	0.004 U	**0.01**	0.004 U	**0.011**	**0.016**	0.004 U
Cadmium	mg/L	< 0.005	< 0.005	< 0.005	< 0.005	< 0.005	< 0.005	< 0.005	< 0.005	< 0.0050	< 0.0050	< 0.0050	< 0.0050	< 0.0050	< 0.0050	< 0.0020	< 0.0020	< 0.0020	< 0.0050	< 0.0050	< 0.0050	< 0.0050	< 0.0050	< 0.0050	< 0.005	0.005 U	0.002 U	0.005 U	0.005 U	0.005 U	0.005 U	0.005 U	0.005 U	0.005 U	0.0050 U	**0.0027 B**	0.005 U
Calcium metal	mg/L	--	--	--	--	--	**	--	--	--	--	--	--	--	--	--	--	--	--	--	--	--	--	--	--	--	**25**	**28.8**	**28**	**36**	**36**	**31**	**38**	**32**	**37**	**39**	**43**
Chromium	mg/L	< 0.01	< 0.01	< 0.01	< 0.01	< 0.01	< 0.01	< 0.01	< 0.01	< 0.0100	< 0.0100	< 0.0100	< 0.0100	< 0.010	< 0.010	< 0.0012	**0.0089 J**	**0.0024 J**	**0.0016 J**	< 0.010	< 0.010	**0.0014 J**	< 0.0100	< 0.010	< 0.010	0.01 U	0.005 U	0.01 U	0.01 U	0.01 U	0.01 U	0.01 UJ	**0.19**	0.01 U	**0.2**	**0.31**	0.01 U
Cobalt	mg/L	--	--	--	--	--	**	--	--	--	--	--	--	--	--	--	--	--	--	--	--	--	--	--	--	--	0.007 U	0.01 U	0.01 U	0.01 U	0.01 U	0.01 U	**0.09**	**0.0026 B**	**0.096**	**0.14**	**0.0065 B**
Copper	mg/L	< 0.01	< 0.01	< 0.01	< 0.01	< 0.01	< 0.01	< 0.01	< 0.01	< 0.0100	< 0.0100	< 0.0100	< 0.0100	< 0.020	< 0.020	< 0.0019	**0.0036 J**	< 0.0019	< 0.020	< 0.020	< 0.020	**0.0023 J**	< 0.0100	< 0.010	< 0.010	0.01 U	0.025 U	0.02 U	0.02 U	0.02 U	0.02 U	0.02 U	**0.12**	**0.0012 B**	**0.12**	**0.18**	**0.0023 B**
Cyanide	mg/L	< 0.01	< 0.01	< 0.01	< 0.01	< 0.01	< 0.01	< 0.01	< 0.01	< 0.010	< 0.010	< 0.010	< 0.010	< 0.010	< 0.010	< 0.0050	< 0.0050	< 0.0050	< 0.010	< 0.010	< 0.010	**0.0052 J**	< 0.010	< 0.010	< 0.010	0.01 U	0.01 U	0.01 U	0.01 U	0.01 U	0.01 U	0.015 U	0.01 U	0.01 U	0.010 U	0.01 U	0.01 U
Lead	mg/L	< 0.01	< 0.01	< 0.01	< 0.01	< 0.01	< 0.01	< 0.01	< 0.01	< 0.0100	< 0.0100	< 0.0100	< 0.0100	< 0.010	< 0.010	< 0.0040	**0.0049 J**	< 0.0040	< 0.010	< 0.010	**0.0025 J**	< 0.0050	< 0.0100	< 0.010	< 0.010	0.01 U	0.003 U	0.005 U	0.005 U	0.005 U	0.005 U	0.005 U	**0.071**	0.005 U	**0.073**	**0.1**	**0.0018 B**
Magnesium	mg/L	--	--	--	--	--	**	--	--	--	--	--	--	--	--	--	--	--	--	--	--	--	--	--	--	--	**14.6**	**16**	**16**	**20**	**20**	**18**	**29**	**19**	**30**	**37**	**26**
Mercury	mg/L	< 0.0002	< 0.0002	< 0.0002	< 0.0002	< 0.0002	< 0.0002	< 0.0002	< 0.0002	< 0.00020	< 0.00020	< 0.00020	< 0.00020	< 0.00020	< 0.00020	< 0.000091	< 0.000091	< 0.000091	< 0.00020	< 0.00020	< 0.00020	< 0.00020	< 0.00020	< 0.00020	< 0.0002	0.0002 U	0.0002 U	0.0002 U	0.0002 U	0.0002 U	0.0002 U	0.0002 U	**0.00074 S**	0.0002 U	**0.00070**	**0.00093**	0.00020 U
Nickel	mg/L	< 0.02	< 0.02	< 0.02	< 0.02	< 0.02	< 0.02	< 0.02	< 0.02	< 0.0200	< 0.0200	< 0.0200	< 0.0200	< 0.040	< 0.040	< 0.0023	**0.0043 J**	< 0.0023	< 0.040	< 0.040	< 0.040	**0.0020 J**	< 0.0200	< 0.020	< 0.02	0.02 U	0.04 U	0.04 U	0.04 U	0.04 U	0.04 U	0.04 U	**0.094**	0.04 U	**0.092**	**0.14**	0.04 U
Potassium	mg/L	--	--	--	--	--	**	--	--	--	--	--	--	--	--	--	--	--	--	--	--	--	--	--	--	--	**6.76**	**5.18**	**6.1**	**7.6**	**9**	**6.9**	**16**	**7.3**	**16**	**21**	**7.0**
Selenium	mg/L	< 0.02	< 0.02	< 0.02	< 0.02	< 0.02	< 0.02	< 0.02	< 0.02	< 0.0200	< 0.0200	< 0.0200	< 0.0200	< 0.020	< 0.020	< 0.0064	< 0.0064	< 0.0064	< 0.010	< 0.010	< 0.010	< 0.010	< 0.0200	< 0.020	< 0.02	0.02 U	0.005 U	0.01 U	0.01 U	0.01 U	0.01 U	0.01 U	0.01 U	0.01 U	0.010 U	0.01 U	0.01 U
Sodium	mg/L	--	--	--	--	--	**	--	--	--	--	--	--	--	--	--	--	--	--	--	--	--	--	--	--	--	**42.7**	**46.8**	**42**	**42**	**21**	**39**	**36**	**37**	**36**	**38**	**49**
Thallium	mg/L	< 0.002	< 0.002	< 0.002	< 0.002	< 0.002	< 0.002	< 0.002	< 0.002	< 0.0200	< 0.0200	< 0.0200	< 0.0200	< 0.0010	< 0.0010	< 0.00025	**0.00030 J**	< 0.00025	< 0.0010	< 0.0010	< 0.0010	< 0.0010	< 0.0010	< 1.00	< 1.00	< 1	0.001 U	0.001 U	0.001 U	0.002 U	0.001 U	0.002 U	0.002 UWN	0.002 UWN	**0.0013 B**	0.002 UN	0.002 U
Vanadium (fume or dust)	mg/L	< 0.01	< 0.01	< 0.01	< 0.01	< 0.01	< 0.01	< 0.01	< 0.01	< 0.0100	< 0.0100	< 0.0100	< 0.0100	< 0.010	< 0.010	< 0.0024	**0.014**	< 0.0024	< 0.010	< 0.010	< 0.010	< 0.010	< 0.0100	< 0.010	< 0.010	0.01 U	0.007 U	0.01 U	0.01 U	0.01 U	0.01 U	0.01 U	**0.38**	0.01 U	**0.41**	**0.6**	0.01 U
Zinc	mg/L	< 0.02	< 0.02	< 0.02	< 0.02	< 0.02	< 0.02	**0.0211**	< 0.02	< 0.0200	< 0.0200	< 0.0200	< 0.0200	< 0.020	< 0.020	< 0.0087	**0.017 J**	< 0.0087	<0.020	< 0.020	**0.017 J**	< 0.020	< 0.0200	< 0.020	< 0.02	0.02 U	0.02 U	0.02 U	0.02 U	0.02 U	0.02 U	0.02 U	**0.35**	0.02 U	**0.34**	**0.51**	0.02 U

Notes:
ISCO - *in-situ* chemical oxidation

Data Qualifier Defintions:
-- - Not analyzed
B (Inorganics) - Estimated analyte concentration
D - Analyte concentration reported from secondary dilution
DB - Analyte concentration reported from secondary dilution; analyte detected in method blank
H - Holding time exceeded for sample
J - Estimated analyte concentration
JB (Organic) - Estimated analyte concentration; analyte detected in method blank
Bold = Exceeds the laboratory detection limit
JM (Organic) - Estimated analyte concentration; spike sample recovery outside control limits
M (Organic) - Spike sample recovery outside control limits
N - Spike sample recovery outside of control limits
R - Sample data results rejected due to deficiencies in the ability to meet quality control standards
< - Analyte not detected at referenced detection limit
U - Analyte not detected at referenced detection limit
UJ - Analyte not detected; low method bias and/or matrix interference
UN - Analyte not detected; spiked sample recovery outside of control limits
UR - Analyte not detected; data rejected
UWN - Analyte not detected; post digestion spike and spike sample recovery outside control limits

Appendix E-1
Summary of Historical Groundwater Sampling Data - Alluvium, Galliard, and Saprolite Monitoring Wells
January 2001 through January 2019
Atlanta Gas Light Company
Former Manufactured Gas Plant Site
Augusta, Georgia

Chemical Name	Location ID	MW-402D	MW-402D	MW-402D	MW-402D	MW-402D	MW-402D	MW-402D	MW-402D	MW-402D	MW-402D	MW-402D	MW-402D	MW-402D	MW-402D	MW-402D	MW-402D	MW-402D	MW-402D	MW-402D	MW-402D	MW-402D	MW-402D	MW-402D	MW-402D	MW-402D	MW-402D	MW-402D	MW-402D	MW-402D	MW-402D	MW-402D	MW-402D	MW-402D	MW-402D	MW-402D
	Sample Date	1/23/2019	7/17/2018	1/24/2018	7/26/2017	1/25/2017	7/27/2016	1/20/2016	7/28/2015	1/13/2015	7/15/2014	1/7/2014	7/9/2013	1/9/2013	7/24/2012	1/17/2012	7/6/2011	1/17/2011	7/15/2010	1/5/2010	7/22/2009	1/13/2009	7/22/2008	1/9/2008	7/11/2007	2/15/2007	7/13/2006	1/15/2006	7/20/2005	2/7/2005	7/15/2004	1/22/2004	7/16/2003	1/20/2003	7/12/2002	1/15/2002	7/17/2001	7/01 DUP	1/24/2001
	Unit	Post-ISCO																										Pre-ISCO									
Field Parameters																																				
Conductivity	mS/cm	0.676	0.619	0.705	0.657	0.689	0.675	0.658	658	0.615	0.671	0.516	0.660	0.727	0.657	0.759	0.702	2.6	0.583	0.515	0.531	0.487	0.62	0.690	0.644	0.668	0.608	--	--	--	--	--	--	--	--	--	--	--
Dissolved Oxygen (YSI)	mg/L	0.52	0.04	0.15	0.12	0.52	0.47	0.33	0.75	0.44	1.5	3.57	0.44	0.59	4.06	7.92	2.20	6.48	2.12	4.66	0.23	0.66	0.31	0.31	0.19	0.58	0.37	--	--	--	--	--	--	--	--	--	--	--
Oxidation Reduction Potential	mV	80.9	133.9	-33.2	44.7	32.4	203.4	19.5	26.3	193.1	135.6	82.5	-27.1	67.7	107.0	29.3	101.4	129.3	-74.6	159.9	181.9	165.5	119.5	180.8	120.1	147.8	78.5	--	--	--	--	--	--	--	--	--	--	--
pH	SU	6.01	6.19	6.18	6.09	6.4	6.61	6.2	6.21	6.00	6.17	6.43	6.18	6.23	6.13	6.80	5.79	0.552	6.19	6.47	6.11	6.24	6.34	6.05	6.16	6.49	6.18	--	--	--	--	--	--	--	--	--	--	--
Temperature	Celsius	21.23	22.72	20.79	22.8	20.31	22.33	17.22	26.9	16.2	21.17	14.74	23.48	17.67	25.80	21.07	21.58	17.61	21.84	15.92	21.31	18.89	22.82	20.77	22.97	19.07	22.21	--	--	--	--	--	--	--	--	--	--	--
Turbidity	NTU	4.64	3.04	1.03	10.3	6.89	4.46	6.6	2.95	6.44	2.34	2.06	0.89	0.78	2.00	3.34	6.87	9.50	6.80	0.82	4.3	4.13	5.74	0.49	1.42	1.57	2.10	--	--	--	--	--	--	--	--	--	--	--
Monitored Natural Attenuation Parameters																																				
Carbon Dioxide	µg/L	--	--	--	--	--	--	--	--	144	140	266	156	72	51	850 B	930 * B	770 *	780	730	910 *	760	860	< 1000	< 1000	--	860	--	--	--	--	--	--	--	--	--	--	--
Iron	mg/L	--	--	--	--	--	--	--	--	--	--	--	--	--	--	--	--	--	--	--	--	--	--	--	--	--	0.1 U	4.49	2.29	54	0.31	0.35	0.9	0.49	2.9	3.8 N	0.21	0.19	4.3
Iron, as Ferrous (Fe+2)	mg/L	--	--	--	--	--	--	--	--	< 0.100	< 0.100	<0.100	<0.100	< 0.10 HF	< 0.10 HF	< 0.10 HF	< 0.025 HF	< 0.025 HF	< 0.10 HF	< 0.10 HF	< 0.10 HF	< 0.10 HF	< 0.10	< 0.10	< 0.10	< 0.1	0.1 U	--	--	--	--	--	--	--	--	--	--	--
Manganese, Total	mg/L	--	--	--	--	--	--	--	--	--	--	--	--	--	--	--	--	--	--	--	--	--	--	--	--	--	1.8	2.67	1.89	4.3	2.9	2.4	2.5	2.5	2.5	2.6	2.4	2.4	2.4
Manganese, Dissolved	mg/L	--	--	--	--	--	--	--	--	--	--	--	--	--	--	--	--	--	--	--	--	--	--	--	--	--	1.64	--	--	--	--	--	--	--	--	--	--	--
Methane	µg/L	--	--	--	--	--	--	--	--	< 4	< 4	<4	<4	< 0.58	2.4	< 0.29	< 0.29	< 0.19	< 0.19	0.22	0.23	0.5	0.26	0.49	1.8	2.3	2.7	--	--	--	--	--	--	--	--	--	--	--	--
Nitrate	mg/L	--	--	--	--	--	--	--	--	--	1.5	1.7	2.2	3.6	3.6	4.9	4.6	14	13	9.4	6.0	1.9	8.9	2.3	2.0	2.2	2.5	--	--	--	--	--	--	--	--	--	--	--	--
Nitrogen	mg/L	--	--	--	--	--	--	--	--	--	--	--	--	--	--	1.6	--	--	--	--	--	--	--	--	--	--	15	--	--	--	--	--	--	--	--	--	--	--
Nitrogen, ammonia (as N)	mg/L	--	--	--	--	--	--	--	--	--	--	--	--	--	--	--	--	--	--	--	--	--	--	--	--	--	0.2 U	--	--	--	--	--	--	--	--	--	--	--
Oxygen	mg/L	--	--	--	--	--	--	--	--	7.79 H	7.78 H	7.28 H	8.18 H	6.4	7.5	--	1.5	1.6	1.4	1.4	1.1	1.3	1.1	1.9	1.6	2.3	1.9	--	--	--	--	--	--	--	--	--	--	--	--
Sulfate	mg/L	--	--	--	--	--	--	--	--	56	54	78	63	35	33	39	39	36	39	26	33	32	29	44	40	45	44	--	--	--	--	--	--	--	--	--	--	--	--
Sulfide	mg/L	--	--	--	--	--	--	--	--	--	--	--	--	--	--	--	--	--	--	--	--	--	--	--	--	--	2 U	--	--	--	--	--	--	--	--	--	--	--
Volatile Organic Compounds																																				
Acetone	µg/L	< 50	< 50	< 50	< 50	< 50	< 50	< 50	< 50	< 50	< 50	< 50	< 50	< 100	< 100	< 5.0	< 5.0	< 5.0	< 100	< 100	< 100	< 100	< 100	< 50	< 50	< 50	50 U	10 U	25 U	25 U	25 U	25 U	25 U	25 U	25 U	25 U	25 U	25 U
Benzene	µg/L	< 5.0	< 5.0	< 5.0	< 5.0	< 5.0	< 5.0	< 5.0	< 5.0	< 5.0	< 5.0	< 5.0	< 5.0	< 5.0	< 5.0	< 0.25	< 0.25	< 0.25	< 5.0	< 5.0	< 5.0	< 5.0	< 5.0	< 5.0	< 5	< 5	5 U	1.0 U	1.0 U	1.0 U	1.0 U	1.0 U	1.0 U	1.0 U	1.0 U	**0.19 J**	1.0 U	1.0 U
Carbon Disulfide	µg/L	< 5.0	< 5.0	< 5.0	< 5.0	< 5.0	< 5.0	< 5.0	< 5.0	< 5.0	< 5.0	< 5.0	< 5.0	< 5.0	< 5.0	< 0.60	< 0.60	< 0.60	< 5.0	< 5.0	< 5.0	< 5.0	< 5.0	< 5.0	< 5	< 5	5 U	1.0 U	1.0 U	1.0 U	1.0 U	1.0 U	1.0 U	1.0 U	1.0 U	1.0 U	1.0 U	1.0 U
Ethylbenzene	µg/L	< 5.0	< 5.0	< 5.0	< 5.0	< 5.0	< 5.0	< 5.0	< 5.0	< 5.0	< 5.0	< 5.0	< 5.0	< 5.0	< 5.0	< 0.11	< 0.11	< 0.11	< 5.0	< 5.0	< 5.0	< 5.0	< 5.0	< 5.0	< 5	< 5	5 U	1.0 U	1.0 U	1.0 U	1.0 U	1.0 U	1.0 U	1.0 U	1.0 U	1.0 U	1.0 U	1.0 U
Methylene Chloride	µg/L	< 5.0	< 5.0	< 5.0	< 5.0	< 5.0	< 5.0	< 5.0	< 5.0	< 5.0	< 5.0	< 5.0	< 5.0	< 5.0	< 5.0	< 1.0	< 1.0	< 1.0	< 5.0	< 5.0	< 5.0	< 5.0	< 5.0	< 5.0	< 5	< 5	5 U	1.0 U	5.0 U	5.0 U	5.0 U	5.0 U	5.0 U	5.0 U	5.0 U	5.0 U	5.0 U	**0.4 J**
Toluene	µg/L	< 5.0	< 5.0	< 5.0	< 5.0	< 5.0	< 5.0	< 5.0	< 5.0	< 5.0	< 5.0	< 5.0	< 5.0	< 5.0	< 5.0	< 0.33	< 0.33	< 0.33	< 5.0	< 5.0	< 5.0	< 5.0	< 5.0	< 5.0	< 5	< 5	5 U	1.0 U	1.0 U	1.0 U	1.0 U	1.0 U	1.0 U	**0.29 J**	1.0 U	1.0 U	1.0 U	1.0 U
Trichloroethylene	µg/L	< 5.0	< 5.0	< 5.0	< 5.0	< 5.0	< 5.0	< 5.0	< 5.0	< 5.0	< 5.0	< 5.0	< 5.0	< 5.0	< 5.0	**0.16 J**	**0.23 J**	**0.15 J**	**0.19 J**	< 5.0	< 5.0	< 5.0	< 5.0	< 5.0	< 5	< 5	5 U	**2.2**	**1.6**	1.0 U	1.0 U	1.0 U	1.0 U	1.0 U	1.0 U	1.0 U	1.0 U	1.0 U
Xylenes, total	µg/L	< 5.0	< 5.0	< 5.0	< 5.0	< 5.0	< 5.0	< 5.0	< 5.0	< 5.0	< 5.0	< 5.0	< 5.0	< 5.0	< 5.0	< 0.20	< 0.20	< 0.20	< 5.0	< 5.0	< 5.0	< 5.0	< 5.0	< 5.0	< 5	< 5	5 U	2.0 U	2.0 U	2.0 U	2.0 U	2.0 U	2.0 U	2.0 U	2.0 U	2.0 U	2.0 U	2.0 U
Semivolatile Organic Compounds																																				
2-Methylnaphthalene	µg/L	--	--	--	--	--	--	--	--	--	--	--	--	--	--	--	--	--	--	--	--	--	--	--	--	--	--	0.2 U	0.2 U	0.2 U	0.2 U	0.2 U	10 U	10 U	10 U	10 U	10 U	10 U
Acenaphthene	µg/L	< 0.5	< 0.5	< 0.5	< 0.5	< 0.5	< 0.5	< 0.5	< 0.5	< 0.50	< 0.50	< 0.50	< 0.50	< 0.22	< 0.19	< 0.10	< 0.10	< 0.11	< 0.19	< 0.19	< 0.19	< 0.19	< 0.19	< 10	< 10	< 10	10 U	0.2 U	0.2 U	0.2 U	0.2 U	0.2 U	10 U	10 U	**0.37 J**	10 U	10 U	10 U
Acenaphthylene	µg/L	< 1.0	< 1.0	< 1.0	< 1.0	< 1.0	< 1.0	< 1.0	< 1.0	< 1.0	< 1.0	< 1.0	< 1.0	<0.22	< 0.19	< 0.10	< 0.10	< 0.11	< 0.19	< 0.19	< 0.19	< 0.19	< 0.19	< 10	< 10	< 10	10 U	0.2 U	0.2 U	0.2 U	0.2 U	0.2 U	10 U	10 U	10 U	10 U	10 U	10 U
Anthracene	µg/L	< 0.05	< 0.05	< 0.05	< 0.05	< 0.05	< 0.05	< 0.05 UJ	< 0.05	< 0.050	< 0.050	< 0.050	< 0.050	<0.22	< 0.19	< 0.10	< 0.10	< 0.11	< 0.19	< 0.19	< 0.19	< 0.19	< 0.19	< 10	< 10	< 10	10 U	0.2 U	0.2 U	0.2 U	0.2 U	0.2 U	10 U	10 U	10 U	10 U	10 U	10 U
Benz(a)anthracene	µg/L	< 0.05	< 0.05	< 0.05	< 0.05	< 0.05	< 0.05	< 0.05	< 0.05	< 0.050	< 0.050	< 0.050	< 0.050	<0.22	< 0.19	< 0.10	< 0.10	< 0.11	< 0.19	< 0.19	< 0.19	< 0.19	< 0.19	< 0.050	< 0.05	< 0.05	0.05 U	0.2 U	0.2 U	0.2 U	0.2 U	0.2 U	10 U	10 U	10 U	10 U	10 U	10 U
Benzo(a)pyrene	µg/L	< 0.05	< 0.05	< 0.05	< 0.05	< 0.05	< 0.05	< 0.05 UJ	< 0.05	< 0.050	< 0.050	< 0.050	< 0.050	<0.22	< 0.19	< 0.10	< 0.10	< 0.11	< 0.19	< 0.19	< 0.19	< 0.19	< 0.19	< 0.050	< 0.05	< 0.05	0.05 U	0.2 U	0.2 U	0.2 U	0.2 U	0.2 U	10 U	10 U	10 U	10 U	10 U	10 U
Benzo(b)fluoranthene	µg/L	< 0.1	< 0.1	< 0.1	< 0.1	< 0.1	< 0.1	< 0.1	< 0.1	< 0.10	< 0.10	< 0.10	< 0.10	<0.22	< 0.19	< 0.10	< 0.10	< 0.11	< 0.19	< 0.19	< 0.19	< 0.19	< 0.19	< 0.10	< 0.1	< 0.1	0.1 U	0.2 U	0.2 U	0.2 U	0.2 U	0.2 U	10 U	10 U	10 U	10 U	10 U	10 U
Benzo(g,h,i)perylene	µg/L	< 0.1	< 0.1	< 0.1	< 0.1	< 0.1	< 0.1	< 0.1 UJ	< 0.1	< 0.10	< 0.10	< 0.10	< 0.10	<0.22	< 0.19	< 0.10	< 0.10	< 0.11	< 0.19	< 0.19	< 0.19	< 0.19	< 0.19	< 10	< 10	< 10	10 U	0.2 U	0.2 U	0.2 U	0.2 U	0.2 U	10 U	10 U	10 U	10 U	10 U	10 U
Benzo(k)fluoranthene	µg/L	< 0.05	< 0.05	< 0.05	< 0.05	< 0.05	< 0.05	< 0.05	< 0.05	< 0.050	< 0.050	< 0.050	< 0.050	<0.22	< 0.19	< 0.10	< 0.10	< 0.11	< 0.19	< 0.19	< 0.19	< 0.19	< 0.19	< 10	< 10	< 10	10 U	0.2 U	0.2 U	0.2 U	0.2 U	0.2 U	10 U	10 U	10 U	10 U	10 U	10 U
Chrysene	µg/L	< 0.05	< 0.05	< 0.05	< 0.05	< 0.05	< 0.05	< 0.05	< 0.05	< 0.050	< 0.050	< 0.050	< 0.050	<0.22	< 0.19	< 0.046	< 0.045	< 0.049	< 0.19	< 0.19	< 0.19	< 0.19	< 0.19	< 0.050	< 0.05	< 0.05	0.05 U	0.2 U	0.2 U	0.2 U	0.2 U	0.2 U	10 U	10 U	10 U	10 U	10 U	10 U
Dibenzo(a,h)anthracene	µg/L	< 0.1	< 0.1	< 0.1	< 0.1	< 0.1	< 0.1	< 0.1	< 0.1	< 0.10	< 0.10	< 0.10	< 0.10	<0.22	< 0.19	< 0.10	< 0.10	< 0.11	< 0.19	< 0.19	< 0.19	< 0.19	< 0.19	< 0.10	< 0.1	< 0.1	0.1 U	0.2 U	0.2 U	0.2 U	0.2 U	0.2 U	10 U	10 U	10 U	10 U	10 U	10 U
Dibenzofuran	µg/L	--	--	--	--	--	--	--	--	--	--	--	--	--	--	--	--	--	--	--	--	--	--	--	--	--	1.0 U	0.2 U	0.2 U	0.2 U	0.2 U	0.2 U	10 U	10 U	10 U	10 U	10 U	10 U
Fluoranthene	µg/L	< 0.1	< 0.1	< 0.1	< 0.1	< 0.1	< 0.1	< 0.1	< 0.1	< 0.10	< 0.10	< 0.10	< 0.10	<0.22	< 0.19	< 0.10	< 0.10	< 0.11	< 0.19	< 0.19	< 0.19	< 0.19	< 0.19	< 10	< 10	< 10	10 U	0.2 U	0.2 U	0.2 U	0.2 U	0.2 U	10 U	10 U	10 U	10 U	10 U	10 U
Fluorene	µg/L	< 0.1	< 0.1	< 0.1	< 0.1	< 0.1	< 0.1	< 0.1	< 0.1	< 0.10	< 0.10	< 0.10	< 0.10	<0.22	< 0.19	< 0.10	< 0.10	< 0.11	< 0.19	< 0.19	< 0.19	< 0.19	< 0.19	< 10	< 10	< 10	10 U	0.2 U	0.2 U	0.2 U	0.2 U	0.2 U	10 U	10 U	10 U	10 U	10 U	10 U
Indeno(1,2,3-cd)pyrene	µg/L	< 0.05	< 0.05	< 0.05	< 0.05	< 0.05	< 0.05	< 0.05	< 0.05	< 0.050	< 0.050	< 0.050	< 0.050	<0.22	< 0.19	< 0.10	< 0.10	< 0.11	< 0.19	< 0.19	< 0.19	< 0.19	< 0.19	< 0.050	< 0.05	< 0.05	0.05 U	0.2 U	0.2 U	0.2 U	0.2 U	0.2 U	10 U	10 U	10 U	10 U	10 U	10 U
Naphthalene	µg/L	< 0.5	< 0.5	< 0.5	< 0.5	< 0.5	< 0.5	< 0.5	< 0.5	< 500	< 0.50	< 0.50	< 0.50	<0.22	< 0.19	< 0.10	< 0.10	< 0.11	**0.30**	< 0.19	< 0.19	< 0.19	< 0.19	< 10	< 10	< 10	10 U	**0.24**	0.2 U	0.2 U	0.2 U	0.2 U	10 U	10 U	10 U	10 U	10 U	10 U
Phenanthrene	µg/L	< 0.05	< 0.05	< 0.05	< 0.05	< 0.05	< 0.05	< 0.05	< 0.05	< 0.50	< 0.050	< 0.050	< 0.050	<0.22	< 0.19	< 0.10	< 0.10	< 0.11	< 0.19	< 0.19	< 0.19	< 0.19	< 0.19	< 10	< 10	< 10	10 U	0.2 U	0.2 U	0.2 U	0.2 U	0.2 U	10 U	10 U	10 U	10 U	10 U	10 U
Pyrene	µg/L	< 0.05	< 0.05	< 0.05	< 0.05	< 0.05	< 0.05	< 0.05 UJ	< 0.05	< 0.050	< 0.050	< 0.050	< 0.050	<0.22	< 0.19	< 0.10	< 0.10	< 0.11	< 0.19	< 0.19	< 0.19	< 0.19	< 0.19	< 10	< 10	< 10	10 U	0.2 U	0.2 U	0.2 U	0.2 U	0.2 U	10 U	10 U	10 U	10 U	10 U	10 U
Inorganic Compounds																																				
Aluminum (fume or dust)	mg/L	--	--	--	--	--	--	--	--	--	--	--	--	--	--	--	--	--	--	--	--	--	--	--	--	--	--	**9.91**	**5.48**	**130**	**0.68**	**0.35**	**1.3**	**0.83**	**6.7**	**8.8 N**	**0.52 N**	**0.44 N**	**12**
Antimony	mg/L	< 0.006	< 0.006	< 0.006	< 0.006	< 0.006	< 0.006	< 0.006	< 0.02	< 0.0200	< 0.0200	< 0.0200	< 0.0200	< 0.020	< 0.020	< 0.0053	< 0.0053	< 0.0053	< 0.020	< 0.020	< 0.020	< 0.020	< 0.020	< 0.0200	< 0.02	< 0.02	0.02 U	0.01 U	0.006 U	0.02 U	0.006 U	0.02 U	0.02 U	0.02 U	0.02 U	0.020 U	0.02 U	0.02 U
Arsenic	mg/L	< 0.05	< 0.05	< 0.05	< 0.05	< 0.05	< 0.05	< 0.05	< 0.05	< 0.0500	< 0.0500	< 0.0500	< 0.0500	< 0.020	< 0.020	< 0.0046	< 0.0046	< 0.0046	< 0.020	< 0.020	< 0.020	< 0.010	< 0.010	<0.0500	< 0.05	< 0.05	0.05 U	0.01 U	0.01 U	0.01 U	0.01 U	0.01 U	0.01 U	0.01 U	0.01 U	0.010 U	0.01 U	0.01 U	0.01 U
Barium	mg/L	**0.0966**	**0.0803**	**0.108**	**0.0882**	**0.0845**	**0.0964**	**0.0865**	**0.079**	**0.0768**	**0.0771**	**0.0874**	**0.0950**	**0.10**	**0.083**	**0.12**	**0.10**	**0.10**	**0.24**	**0.082**	**0.078**	**0.08**	**0.083**	**0.0699**	**0.0662**	**0.0529**	**0.0615**	0.2 U	**0.0472**	**0.22**	**0.053**	**0.045**	**0.04**	**0.045**	**0.052**	**0.058**	**0.039**	**0.037**	**0.055**
Beryllium	mg/L	< 0.004	< 0.004	< 0.004	< 0.004	< 0.004	< 0.004	< 0.004	< 0.01	< 0.0100	< 0.0100	< 0.0100	< 0.0100	< 0.0040	< 0.0040	< 0.00020	< 0.00020	< 0.00020	< 0.0040	< 0.0040	< 0.0040	< 0.0040	< 0.0040	< 0.0100	< 0.010	< 0.010	0.01 U	0.005 U	0.004 U	**0.0065**	0.004 U	0.004 U	0.004 U	0.004 U	0.004 U	0.0040 U	0.004 U	0.004 U	**0.00067 B**
Cadmium	mg/L	< 0.005	< 0.005	< 0.005	< 0.005	< 0.005	< 0.005	< 0.005	< 0.005	< 0.0050	< 0.0050	< 0.0050	< 0.0050	< 0.0050	< 0.0050	< 0.0020	< 0.0020	< 0.0020	< 0.0050	< 0.0050	< 0.0050	< 0.0050	< 0.0050	< 0.0050	< 0.005	< 0.005	0.005 U	0.002 U	0.005 U	0.005 U	0.005 U	0.005 U	0.005 U	0.005 U	0.005 U	0.0050 U	0.005 U	0.005 U	0.005 U
Calcium metal	mg/L	--	--	--	--	--	--	--	--	--	--	--	--	--	--	--	--	--	--	--	--	--	--	--	--	--	--	**26.5**	**28**	**40**	**55**	**47**	**43**	**54**	**50**	**50**	**49**	**49**	**47**
Chromium	mg/L	< 0.01	< 0.01	< 0.01	< 0.01	< 0.01	< 0.01	< 0.01	< 0.01	< 0.0100	< 0.0100	< 0.0100	< 0.0100	< 0.010	< 0.010	**0.0012 J**	< 0.0012	**0.0018 J**	< 0.010	< 0.010	< 0.010	< 0.010	< 0.010	< 0.0100	< 0.010	< 0.010	0.01 U	**0.0079**	0.01 U	**0.097**	0.01 U	0.01 U	0.01 UJ	0.01 U	**0.0049 B**	**0.0061 B**	0.01 U	0.01 U	**0.0086 B**
Cobalt	mg/L	--	--	--	--	--	--	--	--	--	--	--	--	--	--	--	--	--	--	--	--	--	--	--	--	--	--	0.007 U	0.01 U	**0.046**	0.01 U	0.01 U	0.01 U	**0.0017 B**	**0.0075 B**	**0.0057 B**	**0.0019 B**	**0.0015 B**	**0.0058 B**
Copper	mg/L	< 0.01	< 0.01	< 0.01	< 0.01	< 0.01	< 0.01	< 0.01	< 0.01	< 0.0100	< 0.0100	< 0.0100	< 0.0100	< 0.020	< 0.020	< 0.0019	< 0.0019	< 0.0019	< 0.020	< 0.020	< 0.020	< 0.020	< 0.020	< 0.0100	< 0.010	< 0.010	0.01 U	0.025 U	0.02 U	**0.076**	0.02 U	0.02 U	0.02 U	**0.0037 B**	**0.0051 B**	**0.0054 B**	0.02 U	0.02 U	**0.011 B**
Cyanide	mg/L	< 0.01	< 0.01	< 0.01	< 0.01	< 0.01	< 0.01	< 0.01	< 0.01	< 0.010	< 0.010	< 0.010	< 0.010	< 0.010	< 0.010	< 0.0050	< 0.0050	< 0.0050	< 0.010	< 0.010	< 0.010	< 0.010	< 0.010	< 0.010	< 0.010	< 0.010	0.01 U	0.01 U	0.01 U	0.01 U	0.01 U	0.01 U	0.015 U	0.01 U	0.01 U	0.010 U	0.01 U	0.01 U	0.01 U
Lead	mg/L	< 0.01	< 0.01	< 0.01	< 0.01	< 0.01	< 0.01	< 0.01	< 0.01	< 0.0100	< 0.0100	< 0.0100	< 0.0100	< 0.010	< 0.010	< 0.0040	< 0.0040	< 0.0040	< 0.010	< 0.010	< 0.010	< 0.0050	< 0.0050	< 0.0100	< 0.010	< 0.010	0.01 U	**0.0033**	0.005 U	**0.029**	0.005 U	0.005 U	0.005 U	**0.0024 B**	0.005 U	0.0050 U	0.005 U	0.005 U	**0.0019 B**
Magnesium	mg/L	--	--	--	--	--	--	--	--	--	--	--	--	--	--	--	--	--	--	--	--	--	--	--	--	--	--	**11.9**	**11.2**	**18**	**21**	**18**	**18**	**22**	**21**	**21**	**21**	**21**	**21**
Mercury	mg/L	< 0.0002	< 0.0002	< 0.0002	< 0.0002	< 0.0002	< 0.0002	< 0.0002	< 0.0002	< 0.00020	< 0.00020	**0.00042**	< 0.00020	< 0.00020	< 0.00020	< 0.000091	< 0.000091	< 0.000091	< 0.00020	< 0.00020	< 0.00020	< 0.00020	< 0.00020	< 0.00020	< 0.0002	< 0.0002	0.0002 U	0.0002 U	0.0002 U	**0.00022**	0.0002 U	0.0002 U	0.0002 U	**0.00015 B**	0.0002 U	0.00020 U	0.0002 U	0.0002 U	0.00020 U
Nickel	mg/L	< 0.02	< 0.02	< 0.02	< 0.02	< 0.02	< 0.02	< 0.02	< 0.02	< 0.0200	< 0.0200	< 0.0200	< 0.0200	< 0.040	< 0.040	< 0.0023	< 0.0023	< 0.0023	< 0.040	**< 0.040**	< 0.040	< 0.040	< 0.040	< 0.0200	< 0.02	< 0.02	0.02 U	0.04 U	0.04 U	**0.06**	0.04 U	0.04 U	0.04 U	0.04 U	0.04 U	**0.0063 B**	0.04 U	0.04 U	**0.007 B**
Potassium	mg/L	--	--	--	--	--	--	--	--	--	--	--	--	--	--	--	--	--	--	--	--	--	--	--	--	--	--	**13.7**	**14.6**	**22**	**19**	**19**	**22**	**19**	**18**	**18**	**17**	**17**	**18**
Selenium	mg/L	< 0.02	< 0.02	< 0.02	< 0.02	< 0.02	< 0.02	< 0.02	< 0.02	< 0.0200	< 0.0200	< 0.0200	< 0.0200	< 0.020	< 0.020	< 0.0064	< 0.0064	< 0.0064	< 0.020	< 0.020	< 0.020	< 0.010	< 0.010	< 0.0200	< 0.02	< 0.02	0.02 U	0.005 U	0.01 U	0.01 U	0.01 U	0.01 U	0.01 U	**0.0043 B**	0.01 U	0.010 U	0.01 U	0.01 U	0.01 U
Sodium	mg/L	--	--	--	--	--	--	--	--	--	--	--	--	--	--	--	--	--	--	--	--	--	--	--	--	--	--	**72.8**	**69.7**	**76**	**73**	**40**	**77**	**79**	**72**	**77**	**78**	**77**	**88**
Thallium	mg/L	< 0.002	< 0.002	< 0.002	< 0.002	< 0.002	< 0.002	< 0.002	< 0.02	< 0.0200	< 0.0200	< 0.0200	< 0.0200	< 0.0010	< 0.0010	< 0.00025	< 0.00025	< 0.00025	< 0.0010	< 0.0010	< 0.0010	< 0.0010	< 0.0010	< 1.00	< 1.00	< 1	0.001 U	0.001 U	0.001 U	**0.0023**	0.001 U	0.001 U	0.002 U	0.002 UWN	0.002 UWN	0.0020 U	0.002 UWN	0.002 UWN	0.002 U
Vanadium (fume or dust)	mg/L	< 0.01	< 0.01	< 0.01	< 0.01	< 0.01	< 0.01	< 0.01	< 0.01	< 0.0100	< 0.0100	< 0.0100	< 0.0100	< 0.010	< 0.010	< 0.0024	< 0.0024	< 0.0024	< 0.010	< 0.010	< 0.010	< 0.010	< 0.010	< 0.0100	< 0.010	< 0.010	0.01 U	**0.0166**	0.01 U	**0.22**	0.01 U	0.01 U	0.01 U	**0.0026 B**	**0.011**	**0.015**	0.01 U	0.01 U	**0.019**
Zinc	mg/L	< 0.02	< 0.02	< 0.02	< 0.02	< 0.02	< 0.02	< 0.02	< 0.02	< 0.0200	< 0.0200	< 0.0200	< 0.0200	< 0.020	< 0.020	< 0.0087	< 0.0087	< 0.0087	**0.015 J**	< 0.020	< 0.020	< 0.020	< 0.020	< 0.0200	< 0.02	< 0.02	0.02 U	**0.0203**	0.02 U	**0.14**	0.02 U	0.02 U	**0.03**	**0.008 B

Appendix E-1
Summary of Historical Groundwater Sampling Data - Alluvium, Galliard, and Saprolite Monitoring Wells
January 2001 through January 2019
Atlanta Gas Light Company
Former Manufactured Gas Plant Site
Augusta, Georgia

Chemical Name	Location ID	MW-404DR	MW-404DR	MW-404DR	MW-404DR	MW-404DR	MW-404DR	MW-404DR	MW-404DR	MW-404DR	MW-404DR	MW-404DR	MW-404DR	MW-404DR	MW-404DR	MW-404DR	MW-404DR	MW-404DR	MW-404DR	MW-404DR	MW-404DR	MW-404DR	MW-404DR	MW-404DR	MW-404DR	MW-404DR	MW-404DR	MW-404DR	MW-404DR	MW-404DR	MW-404DR	MW-404DR	MW-404DR	MW-404DR	MW-404DR
	Sample Date	1/24/2019	7/18/2018	1/25/2018	7/27/2017	1/26/2017	7/28/2016	1/20/2016	7/30/2015	1/14/2015	7/17/2014	1/13/2014	7/10/2013	1/9/2013	7/26/2012	1/19/2012	7/7/2011	1/19/2011	7/19/2010	1/5/2010	7/23/2009	1/14/2009	7/15/2008	1/8/2008	7/10/2007	2/14/2007	7/12/2006	7/21/2005	1/20/2005	7/16/2004	1/24/2004	7/19/2003	1/17/2003	7/15/2002	4/4/2002	4/3/2002	1/16/2002	7/16/2001	1/23/2001	1/23/2001 DUP
	Unit	Post-ISCO																									Pre-ISCO											
Field Parameters																																						
Conductivity	mS/cm	0.153	0.485	0.313	0.768	0.847	0.769	0.815	752	0.450	0.288	0.740	0.800	0.732	0.841	0.680	0.786	2.95	0.779	0.696	0.739	1.91	0.67	0.664	0.571	0.397	0.205	--	--	--	--	--	--	--	--	--	--	--	--
Dissolved Oxygen (YSI)	mg/L	1.07	0.21	1.63	0.73	0.31	0.48	0.59	0.45	3.19	0.71	0.52	0.31	0.83	0.48	1.13	3.38	6.29	1.3	5.56	0.25	6.24	0.87	1.41	0.36	5.43	4.89	--	--	--	--	--	--	--	--	--	--	--	--
Oxidation Reduction Potential	mV	-5.8	62.9	-15.6	66.6	33.3	231.9	34.3	118.6	-41.7	-14.6	291.8	112.9	23.5	89.0	232.6	112.2	510.2	3.2	304	437.2	478.3	124.1	528.9	273.4	14.7	-82	--	--	--	--	--	--	--	--	--	--	--	--
pH	SU	5.97	6.13	6.3	6.02	6.15	6.25	6.1	6.47	6.06	6.18	6.32	6.03	6.36	6.11	6.19	6.38	0.814	6.32	5.94	5.81	0.664	5.94	5.91	5.88	6.32	6.98	--	--	--	--	--	--	--	--	--	--	--	--
Temperature	Celsius	19.89	21.99	18.29	22.51	20.11	23.65	20.17	25.5	15.3	22.25	19.60	22.27	20.71	30.00	17.35	23.78	19.81	25.7	11.17	22.72	18.02	22.65	19.39	23.39	18.13	22.89	--	--	--	--	--	--	--	--	--	--	--	--
Turbidity	NTU	2.73	0.73	4.09	1.86	0.88	4.71	0.68	5.74	2.84	0.71	0.73	3.66	1.11	0.5	1.43	1.09	0.59	4.2	1.01	4.8	3.45	1.36	4.10	3.98	9.97	48.4	--	--	--	--	--	--	--	--	--	--	--	--
Monitored Natural Attenuation Parameters																																						
Carbon Dioxide	µg/L	--	--	--	--	--	--	--	--	253	410	443	467	170	220	3,200 B	2,600 B	2,400	780 JB	1,400	2,500	1,200	4,200	< 1,000	< 1,000	--	--	--	--	--	--	--	--	--	--	--	--	--	--
Iron	mg/L	--	--	--	--	--	--	--	--	--	--	--	--	--	--	--	--	--	--	--	--	--	--	--	--	--	--	3.72	2.5	1.2	0.05 U	0.11	0.17	6.7 N	--	--	0.14	0.27	1.2	0.61
Iron, as Ferrous (Fe+2)	mg/L	--	--	--	--	--	--	--	--	< 1.00	< 0.100	<0.100	<0.100	< 0.10 HF	< 0.10 HF	< 0.025 HF	< 0.025 HF	< 0.076 JHF	< 0.10 HF	< 0.10 HF	< 0.10 HF	< 0.10 HF	< 0.10	< 0.10	< 0.10	< 0.1	--	--	--	--	--	--	--	--	--	--	--	--	--	--
Manganese, Total	mg/L	--	--	--	--	--	--	--	--	--	--	--	--	--	--	--	--	--	--	--	--	--	--	--	--	--	--	0.416	0.3	0.15	0.11	0.16	0.16	0.24	--	--	0.21	0.18	0.22	0.21
Manganese, Dissolved	mg/L	--	--	--	--	--	--	--	--	--	--	--	--	--	--	--	--	--	--	--	--	--	--	--	--	--	--	--	--	--	--	--	--	--	--	--	--	--	--
Methane	µg/L	--	--	--	--	--	--	--	--	< 4	< 4	<4	11	0.95	5.5	0.52 J	8.1	2.1	< 0.19	1.3	3.2	1.4	0.59	2.3	2.6	6.6	--	--	--	--	--	--	--	--	--	--	--	--	--	--
Nitrate	mg/L	--	--	--	--	--	--	--	--	< 0.25	< 0.25	<0.25	<0.25	< 0.25	< 0.25	< 0.075	< 0.075	< 0.36	13	< 1.1	< 1.1	0.22	< 0.50	< 0.25	< 0.25	< 0.25	--	--	--	--	--	--	--	--	--	--	--	--	--	--
Nitrogen	mg/L	--	--	--	--	--	--	--	--	--	--	--	--	--	--	1.1	--	--	--	--	--	--	--	--	--	--	--	--	--	--	--	--	--	--	--	--	--	--	--
Nitrogen, ammonia (as N)	mg/L	--	--	--	--	--	--	--	--	--	--	--	--	--	--	--	--	--	--	--	--	--	--	--	--	--	--	--	--	--	--	--	--	--	--	--	--	--	--
Oxygen	mg/L	--	--	--	--	--	--	--	--	8.96 H	7.79 H	7.10 H	6.22 H	5.2	5.8	--	1.3	1.4	1.4	1.4	1.0	1.1	0.77	3.2	3.3	5.7	--	--	--	--	--	--	--	--	--	--	--	--	--	--
Sulfate	mg/L	--	--	--	--	--	--	--	--	78	140	140	140	120	120	120	140	130	39	120	120	120	100	120	72	68	--	--	--	--	--	--	--	--	--	--	--	--	--	--
Sulfide	mg/L	--	--	--	--	--	--	--	--	--	--	--	--	--	--	--	--	--	--	--	--	--	--	--	--	--	--	--	--	--	--	--	--	--	--	--	--	--	--
Volatile Organic Compounds																																							
Acetone	µg/L	< 50	< 50	< 50	< 50	< 50	< 50	< 50	< 50	< 50	< 50	< 50	< 50	< 100	< 100	< 5.0	< 5.0	< 5.0	< 100	< 100	< 100	< 100	< 100	< 50	< 50	< 50	50 U	**47**	25 U	25 U	25 U	25 U	25 U	25 U	--	--	25 U	25 U	25 U	25 U
Benzene	µg/L	< 5.0	< 5.0	< 5.0	< 5.0	< 5.0	< 5.0	< 5.0	< 5.0	< 5.0	< 5.0	< 5.0	< 5.0	< 5.0	< 5.0	< 0.25	< 0.25	< 0.25	< 5.0	< 5.0	< 5.0	< 5.0	< 5.0	< 5.0	< 5	< 5	5 U	1.0 U	1.0 U	1.0 U	1.0 U	1.0 U	1.0 U	1.0 U	1.0 U	**2.8**	1.0 U	**0.18 J**	1.0 U	1.0 U
Carbon Disulfide	µg/L	< 5.0	< 5.0	< 5.0	< 5.0	< 5.0	< 5.0	< 5.0	< 5.0	< 5.0	< 5.0	< 5.0	< 5.0	< 5.0	< 5.0	< 0.60	< 0.60	< 0.60	< 5.0	< 5.0	< 5.0	< 5.0	< 5.0	< 5.0	< 5	< 5	5 U	1.0 U	1.0 U	1.0 U	1.0 U	**1.0**	1.0 U	1.0 U	--	--	1.0 U	1.0 U	1.0 U	1.0 U
Ethylbenzene	µg/L	< 5.0	< 5.0	< 5.0	< 5.0	< 5.0	< 5.0	< 5.0	< 5.0	< 5.0	< 5.0	< 5.0	< 5.0	< 5.0	< 5.0	< 0.11	< 0.11	< 0.11	**0.17 J**	< 5.0	< 5.0	< 5.0	< 5.0	< 5.0	< 5	< 5	5 U	1.0 U	1.0 U	1.0 U	1.0 U	1.0 U	1.0 U	1.0 U	1.0 U	1.0 U	1.0 U	**0.37 J**	1.0 U	1.0 U
Methylene Chloride	µg/L	< 5.0	< 5.0	< 5.0	< 5.0	< 5.0	< 5.0	< 5.0	< 5.0	< 5.0	< 5.0	< 5.0	< 5.0	< 5.0	< 5.0	< 1.0	< 1.0	< 1.0	< 5.0	< 5.0	< 5.0	< 5.0	< 5.0	< 5.0	< 5	< 5	5 U	5.0 U	5.0 U	5.0 U	5.0 U	5.0 U	5.0 U	**0.44 J**	5.0 U	5.0 U	5.0 U	5.0 U	5.0 U	5.0 U
Toluene	µg/L	< 5.0	< 5.0	< 5.0	< 5.0	< 5.0	< 5.0	< 5.0	< 5.0	< 5.0	< 5.0	< 5.0	< 5.0	< 5.0	< 5.0	< 0.33	< 0.33	**0.89 J**	< 5.0	< 5.0	< 5.0	< 5.0	< 5.0	< 5.0	< 5	< 5	5 U	1.0 U	1.0 U	1.0 U	1.0 U	1.0 U	1.0 U	1.0 U	1.0 U	1.0 U	1.0 U	1.0 U	1.0 U	1.0 U
Trichloroethylene	µg/L	< 5.0	< 5.0	< 5.0	< 5.0	< 5.0	< 5.0	< 5.0	< 5.0	< 5.0	< 5.0	< 5.0	< 5.0	< 5.0	< 5.0	< 0.13	< 0.13	< 0.13	< 5.0	< 5.0	< 5.0	< 5.0	< 5.0	< 5.0	< 5	< 5	5 U	1.0 U	1.0 U	1.0 U	1.0 U	1.0 U	1.0 U	1.0 U	1.0 U	1.0 U	1.0 U	1.0 U	1.0 U	1.0 U
Xylenes, total	µg/L	< 5.0	< 5.0	< 5.0	< 5.0	< 5.0	< 5.0	< 5.0	< 5.0	< 5.0	< 5.0	< 5.0	< 5.0	< 5.0	< 5.0	< 0.20	< 0.20	< 0.20	< 5.0	< 5.0	< 5.0	< 5.0	< 5.0	< 5.0	< 5	< 5	5 U	2.0 U	2.0 U	2.0 U	2.0 U	2.0 U	2.0 U	2.0 U	--	--	2.0 U	2.0 U	2.0 U	2.0 U
Semivolatile Organic Compounds																																							
2-Methylnaphthalene	µg/L	--	--	--	--	--	--	--	--	--	--	--	--	--	--	--	--	--	--	--	--	--	**--**	--	--	--	--	0.2 U	0.2 U	0.2 U	0.2 U	10 U	10 U	10 U	--	--	10 U	10 U	10 U	10 U
Acenaphthene	µg/L	< 0.5	< 0.5	< 0.5	< 0.5	< 0.5	< 0.5	< 0.5	< 0.5	< 0.50	< 0.50	< 0.50	< 0.50	<0.21	< 0.19	< 0.11	< 0.10	< 0.11	< 0.19	< 0.19	< 0.19	< 0.19	< 0.19	< 10	< 10	< 10	--	0.2 U	0.2 U	0.2 U	0.2 U	10 U	10 U	10 U	10 U	**16**	10 U	10 U	10 U	10 U
Acenaphthylene	µg/L	< 1.0	< 1.0	< 1.0	< 1.0	< 1.0	< 1.0	< 1.0	< 1.0	< 1.0	< 1.0	< 1.0	< 1.0	<0.21	< 0.19	< 0.11	< 0.10	< 0.11	< 0.19	< 0.19	< 0.19	< 0.19	< 0.19	< 10	< 10	< 10	--	0.2 U	0.2 U	0.2 U	0.2 U	10 U	10 U	10 U	10 U	10 U	10 U	10 U	10 U	10 U
Anthracene	µg/L	< 0.05	< 0.05	< 0.05	< 0.05	< 0.05	< 0.05	< 0.05	< 0.05	< 0.050	**0.082**	< 0.050	< 0.050	<0.21	< 0.19	< 0.11	< 0.10	< 0.11	< 0.19	< 0.19	< 0.19	< 0.19	< 0.19	< 10	< 10	< 10	--	0.2 U	0.2 U	0.2 U	0.2 U	10 U	10 U	10 U	10 U	10 U	10 U	10 U	10 U	10 U
Benz(a)anthracene	µg/L	< 0.05	< 0.05	< 0.05	< 0.05	< 0.05	< 0.05	< 0.05	< 0.05	< 0.050	**0.074**	< 0.050	< 0.050	<0.21	< 0.19	< 0.11	< 0.10	< 0.11	< 0.19	< 0.19	< 0.19	< 0.19	< 0.19	< 0.050	< 0.05	< 0.05	--	0.2 U	0.2 U	**0.6**	0.2 U	10 U	10 U	10 U	10 U	10 U	10 U	10 U	10 U	10 U
Benzo(a)pyrene	µg/L	< 0.05	< 0.05	< 0.05	< 0.05	< 0.05	< 0.05	< 0.05	< 0.05	< 0.050	**0.065**	< 0.050	< 0.050	<0.21	< 0.19	< 0.11	< 0.10	< 0.11	< 0.19	< 0.19	< 0.19	< 0.19	< 0.19	< 0.050	< 0.05	< 0.05	--	0.2 U	0.2 U	**0.68**	0.2 U	10 U	10 U	10 U	10 U	10 U	10 U	10 U	10 U	10 U
Benzo(b)fluoranthene	µg/L	< 0.1	< 0.1	< 0.1	< 0.1	< 0.1	< 0.1	< 0.1	< 0.1	< 0.10	< 0.10	< 0.10	< 0.10	<0.21	< 0.19	< 0.11	< 0.10	< 0.11	< 0.19	< 0.19	< 0.19	< 0.19	< 0.19	< 0.10	< 0.1	< 0.1	--	0.2 U	0.2 U	**0.66**	0.2 U	10 U	10 U	10 U	10 U	10 U	10 U	10 U	10 U	10 U
Benzo(g,h,i)perylene	µg/L	< 0.1	< 0.1	< 0.1	< 0.1	< 0.1	< 0.1	< 0.1	< 0.1	< 0.10	< 0.10	< 0.10	< 0.10	<0.21	< 0.19	< 0.11	< 0.10	< 0.11	< 0.19	< 0.19	< 0.19	< 0.19	< 0.19	< 10	< 10	< 10	--	0.2 U	0.2 U	**0.58**	0.2 U	10 U	10 U	10 U	**0.7 J**	10 U	10 U	10 U	10 U	10 U
Benzo(k)fluoranthene	µg/L	< 0.05	< 0.05	< 0.05	< 0.05	< 0.05	< 0.05	< 0.05	< 0.05	< 0.050	**0.065**	< 0.050	< 0.050	<0.21	< 0.19	< 0.11	< 0.10	< 0.11	< 0.19	< 0.19	< 0.19	< 0.19	< 0.19	< 10	< 10	< 10	--	0.2 U	0.2 U	**0.5**	0.2 U	10 U	10 U	10 U	10 U	10 U	10 U	10 U	10 U	10 U
Chrysene	µg/L	< 0.05	< 0.05	< 0.05	< 0.05	< 0.05	< 0.05	< 0.05	< 0.05	< 0.050	**0.067**	< 0.050	< 0.050	<0.21	< 0.19	< 0.049	< 0.045	< 0.048	< 0.19	< 0.19	< 0.19	< 0.19	< 0.19	< 0.050	< 0.05	< 0.05	--	0.2 U	0.2 U	**0.62**	0.2 U	10 U	10 U	10 U	10 U	10 U	10 U	10 U	10 U	10 U
Dibenzo(a,h)anthracene	µg/L	< 0.1	< 0.1	< 0.1	< 0.1	< 0.1	< 0.1	< 0.1	< 0.1	< 0.10	< 0.10	< 0.10	< 0.10	<0.21	< 0.19	< 0.11	< 0.10	< 0.11	< 0.19	< 0.19	< 0.19	< 0.19	< 0.19	< 0.10	< 0.1	< 0.1	--	0.2 U	0.2 U	0.2 U	0.2 U	10 U	10 U	10 U	10 U	10 U	10 U	10 U	10 U	10 U
Dibenzofuran	µg/L	--	--	--	--	--	--	--	--	--	--	--	--	--	--	--	--	--	--	--	--	--	--	--	--	--	--	0.2 U	0.2 U	0.2 U	0.2 U	10 U	10 U	10 U	--	--	10 U	10 U	10 U	10 U
Fluoranthene	µg/L	< 0.1	< 0.1	< 0.1	< 0.1	< 0.1	< 0.1	< 0.1	< 0.1	< 0.10	< 0.10	< 0.10	< 0.10	<0.21	< 0.19	< 0.11	< 0.10	< 0.11	< 0.19	< 0.19	< 0.19	< 0.19	< 0.19	< 10	< 10	< 10	--	0.2 U	0.2 U	**0.94**	0.2 U	10 U	10 U	10 U	10 U	10 U	10 U	10 U	10 U	10 U
Fluorene	µg/L	< 0.1	< 0.1	< 0.1	< 0.1	< 0.1	< 0.1	< 0.1	< 0.1	< 0.10	< 0.10	< 0.10	< 0.10	<0.21	< 0.19	< 0.11	< 0.10	< 0.11	< 0.19	< 0.19	< 0.19	< 0.19	< 0.19	< 10	< 10	< 10	--	0.2 U	0.2 U	0.2 U	0.2 U	10 U	10 U	10 U	10 U	**1.6 J**	10 U	10 U	10 U	10 U
Indeno(1,2,3-cd)pyrene	µg/L	< 0.05	< 0.05	< 0.05	< 0.05	< 0.05	< 0.05	< 0.05	< 0.05	< 0.050	**0.064**	< 0.050	< 0.050	<0.21	< 0.19	< 0.11	< 0.10	< 0.11	< 0.19	< 0.19	< 0.19	< 0.19	< 0.19	< 0.050	< 0.05	< 0.05	--	0.2 U	0.2 U	**0.56**	0.2 U	10 U	10 U	10 U	10 U	10 U	10 U	10 U	10 U	10 U
Naphthalene	µg/L	< 0.5	< 0.5	< 0.5	< 0.5	< 0.5	< 0.5	< 0.5	< 0.5	**3.3**	< 0.50	**0.55**	**1.1**	<0.21	< 0.19	< 0.11	< 0.10	**0.17 J**	**0.75**	< 0.19	< 0.19	< 0.19	**0.33**	< 10	< 10	< 10	--	0.2 U	0.2 U	**0.26**	0.2 U	10 U	10 U	10 U	10 U	**24**	10 U	10 U	10 U	10 U
Phenanthrene	µg/L	< 0.05	< 0.05	< 0.05	< 0.05	< 0.05	< 0.05	< 0.05	< 0.05	< 0.050	**0.083**	< 0.050	< 0.050	<0.21	< 0.19	< 0.11	< 0.10	< 0.11	< 0.19	< 0.19	< 0.19	< 0.19	< 0.19	< 10	< 10	< 10	--	0.2 U	0.2 U	**0.36**	0.2 U	10 U	10 U	10 U	10 U	**0.99 J**	10 U	10 U	10 U	10 U
Pyrene	µg/L	< 0.05	< 0.05	< 0.05	< 0.05	< 0.05	< 0.05	< 0.05	< 0.05	< 0.050	**0.084**	< 0.050	< 0.050	<0.21	< 0.19	< 0.11	< 0.10	< 0.11	< 0.19	< 0.19	< 0.19	< 0.19	< 0.19	< 10	< 10	< 10	--	0.2 U	0.2 U	**1.2**	0.2 U	10 U	10 U	10 U	10 U	10 U	10 U	10 U	10 U	10 U
Inorganic Compounds																																							
Aluminum (fume or dust)	mg/L	--	--	--	--	--	--	--	--	--	--	--	--	--	--	--	--	--	--	--	--	--	--	--	--	--	--	**2.44**	**4.1**	**1.8**	0.2 U	**0.3**	**0.15 B**	**15**	--	--	**0.15 B**	**0.32**	**2.3 N**	**1.0 N**
Antimony	mg/L	< 0.006	< 0.006	< 0.006	< 0.006	< 0.006	< 0.006	< 0.006	< 0.02	< 0.0200	< 0.0200	< 0.0200	< 0.0200	< 0.020	< 0.020	< 0.0053	< 0.0053	< 0.0053	< 0.020	< 0.020	< 0.020	< 0.020	< 0.020	< 0.0200	< 0.02	< 0.02	--	0.006 U	0.02 U	0.02 U	0.02 U	0.02 U	0.02 U	0.02 U	--	--	0.02 U	0.02 U	0.02 U	0.02 U
Arsenic	mg/L	< 0.05	< 0.05	< 0.05	< 0.05	< 0.05	< 0.05	< 0.05	< 0.05	< 0.0500	< 0.0500	< 0.0500	< 0.0500	< 0.020	< 0.020	< 0.0046	< 0.0046	< 0.0046	< 0.020	< 0.020	< 0.020	< 0.010	< 0.010	<0.0500	< 0.05	< 0.05	--	0.01 U	0.01 U	0.01 U	0.01 U	0.01 U	0.01 U	0.01 U	--	--	0.01 U	0.01 U	0.01 U	0.01 U
Barium	mg/L	**0.0511**	**0.102**	**0.0832**	**0.147**	**0.139**	**0.162**	**0.136**	**0.118**	**0.0678**	**0.141**	**0.140**	**0.174**	**0.15**	**0.19**	**0.16**	**0.20**	**0.19**	**0.24**	**0.23**	**0.26**	**0.28**	**0.31**	**0.331**	**0.306**	**0.178**	--	**0.31**	**0.15**	**0.078**	**0.058**	**0.06**	**0.059**	**0.23**	--	--	**0.048**	**0.042**	**0.088**	**0.069**
Beryllium	mg/L	< 0.004	< 0.004	< 0.004	< 0.004	< 0.004	< 0.004	< 0.004	< 0.01	< 0.0100	< 0.0100	< 0.0100	< 0.0100	< 0.0040	< 0.0040	< 0.00020	< 0.00020	**0.00030 J**	< 0.0040	< 0.0040	< 0.0040	< 0.0040	< 0.0040	< 0.0100	< 0.010	< 0.010	--	0.004 U	0.004 U	0.004 U	0.004 U	0.004 U	0.004 U	**0.00061 B**	--	--	0.004 U	0.004 U	0.004 U	0.004 U
Cadmium	mg/L	< 0.005	< 0.005	< 0.005	< 0.005	< 0.005	< 0.005	< 0.005	< 0.005	< 0.0050	< 0.0050	< 0.0050	< 0.0050	< 0.0050	< 0.0050	< 0.0020	< 0.0020	< 0.0020	< 0.0050	< 0.0050	< 0.0050	< 0.0050	< 0.0050	< 0.0050	< 0.005	< 0.005	--	0.005 U	0.005 U	0.005 U	0.005 U	0.005 U	0.005 U	0.005 U	--	--	0.005 U	**0.00082 B**	0.005 U	0.005 U
Calcium metal	mg/L	--	--	--	--	--	--	--	--	--	--	--	--	--	--	--	--	--	--	--	--	--	--	--	--	--	--	**9.66**	**9.1**	**8.2**	**8.6**	**7.8**	**8.1**	**8.9**	--	--	**8.3**	**7.9**	**9.6**	**9.2**
Chromium	mg/L	< 0.01	< 0.01	< 0.01	< 0.01	< 0.01	< 0.01	< 0.01	< 0.01	< 0.0100	< 0.0100	< 0.0100	< 0.0100	< 0.010	< 0.010	< 0.0012	< 0.0012	< 0.0012	< 0.010	< 0.010	< 0.010	< 0.010	< 0.010	< 0.0100	< 0.010	< 0.010	--	0.01 U	0.01 U	0.01 U	0.01 U	0.01 U	0.01 U	**0.02**	--	--	0.01 U	**0.0021 B**	0.01 U	0.01 U
Cobalt	mg/L	--	--	--	--	--	--	--	--	--	--	--	--	--	--	--	--	--	--	--	--	--	--	--	--	--	--	0.01 U	0.01 U	0.01 U	0.01 U	0.01 U	0.01 U	**0.0027 B**	--	--	0.01 U	0.01 U	0.01 U	0.01 U
Copper	mg/L	< 0.01	< 0.01	< 0.01	< 0.01	< 0.01	< 0.01	< 0.01	< 0.01	< 0.0100	< 0.0100	< 0.0100	< 0.0100	< 0.020	< 0.020	< 0.0019	< 0.0019	**0.0030 JB**	< 0.020	< 0.020	< 0.020	< 0.020	< 0.020	< 0.0100	< 0.010	< 0.010	--	0.02 U	0.02 U	0.02 U	0.02 U	0.02 U	**0.0045 B**	**0.017 B**	--	--	0.02 U	**0.0011 B**	**0.0041 B**	**0.0035 B**
Cyanide	mg/L	< 0.01	< 0.01	< 0.01	< 0.01	< 0.01	< 0.01	< 0.01	< 0.01	< 0.010	< 0.010	< 0.010	**0.012**	< 0.010	< 0.010	< 0.0050	< 0.0050	< 0.0050	< 0.010	**0.011**	< 0.010	< 0.010	**0.0089 J**	< 0.010	< 0.010	< 0.010	--	0.01 U	0.01 U	0.01 U	0.01 U	0.015 U	0.01 U	0.01 U	--	--	0.01 U	0.01 U	0.01 U	0.01 U
Lead	mg/L	< 0.01	< 0.01	< 0.01	< 0.01	< 0.01	< 0.01	< 0.01	< 0.01	< 0.0100	< 0.0100	< 0.0100	< 0.0100	< 0.010	< 0.010	< 0.0040	< 0.0040	< 0.0040	< 0.010	< 0.010	< 0.010	< 0.0050	< 0.0050	< 0.0100	< 0.010	< 0.010	--	0.005 U	**0.021**	**0.018**	0.005 U	0.005 U	0.005 U	**0.009**	--	--	0.005 U	0.005 U	**0.0016 B**	0.005 U
Magnesium	mg/L	--	--	--	--	--	--	--	--	--	--	--	--	--	--	--	--	--	--	--	--	--	--	--	--	--	--	**6.47**	**6.8**	**5.9**	**6**	**6.5**	**6**	**7**	--	--	**6.1**	**5.6**	**6.9**	**6.6**
Mercury	mg/L	< 0.0002	< 0.0002	< 0.0002	< 0.0002	< 0.0002	< 0.0002	< 0.0002	< 0.0002	< 0.00020	< 0.00020	< 0.00020	< 0.00020	< 0.00020	< 0.00020	< 0.000091	< 0.000091	< 0.000091	< 0.00020	< 0.00020	< 0.00020	< 0.00020	< 0.00020	< 0.00020	< 0.0002	< 0.0002	--	0.0002 U	0.0002 U	0.0002 U	0.0002 U	0.0002 U	0.0002 U	0.0002 U	--	--	0.0002 U	0.0002 U	0.00020 U	0.00020 U
Nickel	mg/L	< 0.02	< 0.02	< 0.02	< 0.02	< 0.02	< 0.02	< 0.02	< 0.02	< 0.0200	< 0.0200	< 0.0200	< 0.0200	< 0.040	< 0.040	< 0.0023	**0.0040 J**	< 0.0023	< 0.040	< 0.040	< 0.040	< 0.040	**0.0017 J**	< 0.0200	< 0.02	< 0.02	--	0.04 U	0.04 U	0.04 U	0.04 U	0.04 U	0.04 U	**0.0083 B**	--	--	0.04 U	0.04 U	0.04 U	0.04 U
Potassium	mg/L	--	--	--	--	--	--	--	--	--	--	--	--	--	--	--	--	--	--	--	--	--	--	--	--	--	--	**2.51**	**2.6**	**2.3**	**2.1**	**2**	**2.2**	**2.8**	--	--	**2.1**	**2.0**	**2.2**	**2.1**
Selenium	mg/L	< 0.02	< 0.02	< 0.02	< 0.02	< 0.02	< 0.02	< 0.02	< 0.02	< 0.0200	< 0.0200	< 0.0200	< 0.0200	< 0.020	< 0.020	< 0.0064	< 0.0064	< 0.0064	< 0.020	< 0.020	< 0.020	< 0.010	< 0.010	< 0.0200	< 0.02	< 0.02	--	0.01 U	0.01 U	0.01 U	0.01 U	0.01 U	0.01 U	**0.0056 B**	--	--	0.01 U	0.01 U	0.01 U	0.01 U
Sodium	mg/L	--	--	--	--	--	--	--	--	--	--	--	--	--	--	--	--	--	--	--	--	--	--	--	--	--	--	**21.8**	**20**	**17**	**17**	**18**	**18**	**17**	--	--	**18**	**17**	**20**	**19**
Thallium	mg/L	< 0.002	< 0.002	< 0.002	< 0.002	< 0.002	< 0.002	< 0.002	< 0.02	< 0.0200	< 0.0200	< 0.0200	< 0.0200	< 0.0010	< 0.0010	< 0.00025	< 0.00025	< 0.00025	< 0.0010	< 0.0010	< 0.0010	< 0.0010	< 0.0010	< 1.00	< 1.00	< 1	--	0.001 U	0.002 U	0.002 U	0.001 U	0.002 U	0.002 U	0.002 UWN	--	--	0.002 U	0.002 U	0.002 U	0.002 U
Vanadium (fume or dust)	mg/L	< 0.01	< 0.01	< 0.01	< 0.01	< 0.01	< 0.01	< 0.01	< 0.01	< 0.0100	< 0.0100	< 0.0100	< 0.0100	< 0.010	< 0.010	**0.0029 J**	< 0.0024	< 0.0024	< 0.010	< 0.010	< 0.010	**0.0039 J**	**0.0039 J**	< 0.0100	< 0.010	< 0.010	--	0.01 U	**0.021**	0.01 U	0.01 U	0.01 U	**0.0026 B**	**0.053**	--	--	**0.0025 B**	0.01 U	**0.0045 B**	**0.0029 B**
Zinc	mg/L	< 0.02	**0.0279**	**

Appendix E-1
Summary of Historical Groundwater Sampling Data - Alluvium, Galliard, and Saprolite Monitoring Wells
January 2001 through January 2019
Atlanta Gas Light Company
Former Manufactured Gas Plant Site
Augusta, Georgia

Chemical Name	Location ID	MW-408S	MW-408S	MW-408S	MW-408S	MW-408S	MW-408S	MW-408S	MW-408S	MW-408S	MW-408S	MW-408S	MW-408S	MW-408S	MW-408S	MW-408S	MW-408S	MW-408S	MW-408S	MW-408S	MW-408S	MW-408S	MW-408S	MW-408S	MW-408S	MW-408S	MW-408S	MW-408S	MW-408S	MW-408S	MW-408S	MW-408S	MW-408S	MW-408S
	Sample Date	1/24/2019	7/19/2018	1/25/2018	7/26/2017	1/26/2017	7/28/2016	1/21/2016	7/29/2015	1/15/2015	7/16/2014	1/9/2014	7/10/2013	1/8/2013	7/25/2012	1/18/2012	7/5/2011	1/20/2011	7/14/2010	1/12/2010	1/21/2009	1/21/2009 DUP	7/16/2008	1/8/2008	7/10/2007	7/13/2006	7/13/2006 DUP	1/15/2006	1/15/2006 DUP	7/20/2005	2/7/2005	7/13/2004	1/24/2004	7/19/2003	1/16/2003	7/11/2002
	Unit	Post-ISCO																											Pre-ISCO						
Field Parameters																																			
Conductivity	mS/cm	0.991	0.986	1.038	0.95	1.165	1.522	1.071	1517	1.6	1.541	1.241	1.299	1.059	0.797	0.662	1.509	1.51	1.492	1.676	0.3	1.214	1.235	1.210	0.991	1.112	1.112	--	--	--	--	--	--	--	--
Dissolved Oxygen (YSI)	mg/L	0.51	0.17	0.14	0.08	0.24	0.1	0.18	0.95	0.71	0.12	0.23	1.14	0.51	0.51	0.43	0.19	6.67	5.75	0.73	6.51	0.3	0.49	0.30	1.18	0.3	0.3	--	--	--	--	--	--	--	--
Oxidation Reduction Potential	mV	-134.8	-93.1	-87.4	-107.3	-105.5	-90	-93.2	-125.2	-153.6	-119.4	-121.7	9.5	-97.5	-76.9	-40.0	-106.9	-105.1	-106.4	-83.7	-106	-106	-125.7	-103.4	-95.3	-104.4	-104.4	--	--	--	--	--	--	--	--
pH	SU	6.24	6.66	6.55	6.65	6.77	6.73	6.62	6.37	7.36	6.46	6.92	6.83	6.62	6.64	6.19	6.32	1.321	6.41	7.48	1.214	6.51	6.44	6.49	6.60	6.58	6.58	--	--	--	--	--	--	--	--
Temperature	Celsius	19.07	24.53	19.22	25.42	20.52	23.88	20.03	26	11.8	22.64	18.55	24.01	17.52	26.40	19.97	23.54	18.65	23.94	20.21	18.13	18.13	23.87	20.65	22.57	23.37	23.37	--	--	--	--	--	--	--	--
Turbidity	NTU	8.31	3.75	9.68	6.97	3.07	2.82	2.17	9.64	22.1	9.92	3.72	1.11	1.72	2.84	8.8	9.62	14.0	102.8	1.28	3	3	6.24	1.80	7.28	4.33	4.33	--	--	--	--	--	--	--	--
Monitored Natural Attenuation Parameters																																			
Carbon Dioxide	µg/L	--	--	--	--	--	--	--	--	--	--	--	--	--	--	--	--	--	--	--	--	--	--	--	--	--	--	--	--	--	--	--	--	--	--
Iron	mg/L	--	--	--	--	--	--	--	--	--	--	--	--	--	--	--	--	--	--	--	--	--	--	--	--	--	--	19.8	19.6	18.3	98	22	32	19	35	28
Iron, as Ferrous (Fe+2)	mg/L	--	--	--	--	--	--	--	--	--	--	--	--	--	--	--	--	--	--	--	--	--	--	--	--	--	--	--	--	--	--	--	--	--	--
Manganese, Total	mg/L	--	--	--	--	--	--	--	--	--	--	--	--	--	--	--	--	--	--	--	--	--	--	--	--	--	--	0.711	0.606	0.638	1.6	0.62	0.66	0.52	0.70	0.72
Manganese, Dissolved	mg/L	--	--	--	--	--	--	--	--	--	--	--	--	--	--	--	--	--	--	--	--	--	--	--	--	--	--	--	--	--	--	--	--	--	--
Methane	µg/L	--	--	--	--	--	--	--	--	--	--	--	--	--	--	--	--	--	--	--	--	--	--	--	--	--	--	--	--	--	--	--	--	--	--
Nitrate	mg/L	--	--	--	--	--	--	--	--	--	--	--	--	--	--	--	--	--	--	--	--	--	--	--	--	--	--	--	--	--	--	--	--	--	--
Nitrogen	mg/L	--	--	--	--	--	--	--	--	--	--	--	--	--	--	--	--	--	--	--	--	--	--	--	--	--	--	--	--	--	--	--	--	--	--
Nitrogen, ammonia (as N)	mg/L	--	--	--	--	--	--	--	--	--	--	--	--	--	--	--	--	--	--	--	--	--	--	--	--	--	--	--	--	--	--	--	--	--	--
Oxygen	mg/L	--	--	--	--	--	--	--	--	--	--	--	--	--	--	--	--	--	--	--	--	--	--	--	--	--	--	--	--	--	--	--	--	--	--
Sulfate	mg/L	--	--	--	--	--	--	--	--	--	--	--	--	--	--	--	--	--	--	--	--	--	--	--	--	--	--	--	--	--	--	--	--	--	--
Sulfide	mg/L	--	--	--	--	--	--	--	--	--	--	--	--	--	--	--	--	--	--	--	--	--	--	--	--	--	--	--	--	--	--	--	--	--	--
Volatile Organic Compounds																																			
Acetone	µg/L	< 50	< 50	< 50	< 50	< 50	< 50	< 50	< 50	< 50	< 50	< 50	< 50	< 100	< 100	< 5.0	**5.9 J**	< 5.0	**14 J**	< 100	< 100	< 100	< 100	< 50	< 50	50 R	50 R	0.2 U	0.2 U	0.2 U	0.2 U	0.2 U	0.2 U	10 U	10 U	10 U
Benzene	µg/L	< 5.0	< 5.0	< 5.0	< 5.0	< 5.0	< 5.0	< 5.0	< 5.0	< 5.0	< 5.0	< 5.0	< 5.0	< 5.0	< 5.0	< 0.25	< 0.25	< 0.25	< 5.0	< 5.0	< 5.0	< 5.0	< 5.0	< 5.0	< 5.0	5 U	5 U	10 U	10 U	25 U	25 U	25 U	25 U	25 U	25 U
Carbon Disulfide	µg/L	< 5.0	< 5.0	< 5.0	< 5.0	< 5.0	< 5.0	< 5.0	< 5.0	< 5.0	< 5.0	< 5.0	< 5.0	< 5.0	< 5.0	< 0.60	< 0.60	< 0.60	< 5.0	< 5.0	< 5.0	< 5.0	< 5.0	< 5.0	< 5.0	5 U	5 U	10 U	10 U	10 U	10 U	10 U	10 U	10 U	10 U
Ethylbenzene	µg/L	< 5.0	< 5.0	< 5.0	< 5.0	< 5.0	< 5.0	< 5.0	< 5.0	< 5.0	< 5.0	< 5.0	< 5.0	< 5.0	< 5.0	**0.13 J**	< 0.11	< 0.11	< 5.0	< 5.0	< 5.0	< 5.0	< 5.0	< 5.0	< 5.0	5 U	5 U	10 U	10 U	5.0 U	5.0 U	5.0 U	5.0 U	5.0 U	**0.45 J**
Methylene Chloride	µg/L	< 5.0	< 5.0	< 5.0	< 5.0	< 5.0	< 5.0	< 5.0	< 5.0	< 5.0	< 5.0	< 5.0	< 5.0	< 5.0	< 5.0	< 1.0	**3.4 JB**	< 1.0	< 5.0	< 5.0	< 5.0	< 5.0	< 5.0	< 5.0	< 5.0	5 U	5 U	10 U	10 U	10 U	10 U	10 U	10 U	10 U	10 U
Toluene	µg/L	< 5.0	< 5.0	< 5.0	< 5.0	< 5.0	< 5.0	< 5.0	< 5.0	< 5.0	< 5.0	< 5.0	< 5.0	< 5.0	< 5.0	< 0.33	< 0.33	**0.90 J**	< 5.0	< 5.0	< 5.0	< 5.0	< 5.0	< 5.0	< 5.0	5 U	5 U	10 U	10 U	10 U	10 U	10 U	10 U	10 U	10 U
Trichloroethylene	µg/L	< 5.0	< 5.0	< 5.0	< 5.0	< 5.0	< 5.0	< 5.0	< 5.0	< 5.0	< 5.0	< 5.0	< 5.0	< 5.0	< 5.0	< 0.13	< 0.13	< 0.13	< 5.0	< 5.0	< 5.0	< 5.0	< 5.0	< 5.0	< 5.0	5 U	5 U	10 U	10 U	10 U	10 U	10 U	10 U	10 U	10 U
Xylenes, total	µg/L	< 5.0	< 5.0	< 5.0	< 5.0	< 5.0	< 5.0	< 5.0	< 5.0	< 5.0	< 5.0	< 5.0	< 5.0	< 5.0	< 5.0	**3.6 J**	< 0.20	< 0.20	< 5.0	< 5.0	< 5.0	< 5.0	< 5.0	< 5.0	< 5.0	5 U	5 U	10 U	10 U	10 U	10 U	10 U	10 U	10 U	10 U
Semivolatile Organic Compounds																																			
2-Methylnaphthalene	µg/L	--	--	--	--	--	--	--	--	--	--	--	--	--	--	--	--	--	--	--	--	--	--	--	--	--	--	0.02 U	0.02 U	0.02 U	**0.34**	0.02 U	**0.033**	**0.02**	**0.034**	0.02 U
Acenaphthene	µg/L	< 0.5	< 0.5	< 0.5	< 0.5	< 0.5	< 0.5	< 0.5	< 0.5	< 0.50	< 0.50	< 0.50	< 0.50	< 0.19	< 0.19	**65**	< 0.10	< 0.096	< 0.19	< 0.19	**0.086 J**	**0.089 J**	< 0.19	< 10	< 10	10 U	10 U	0.2 U	0.2 U	0.2 U	0.2 U	0.2 U	0.2 U	10 U	10 U	10 U
Acenaphthylene	µg/L	< 1.0	< 1.0	< 1.0	< 1.0	< 1.0	< 1.0	< 1.0	< 1.0	< 1.0	< 1.0	< 1.0	< 1.0	< 0.19	< 0.19	< 0.11	< 0.10	< 0.096	< 0.19	< 0.19	**0.031 J**	**0.031 J**	< 0.19	< 10	< 10	10 U	10 U	0.2 U	0.2 U	0.2 U	0.2 U	0.2 U	0.2 U	10 U	10 U	10 U
Anthracene	µg/L	< 0.05	< 0.05	< 0.05	< 0.05	< 0.05	< 0.05	< 0.05	< 0.05	< 0.050	**0.051**	< 0.050	< 0.050	< 0.19	< 0.19	**0.90**	< 0.10	< 0.096	< 0.19	< 0.19	< 0.19	< 0.19	< 0.19	< 10	< 10	10 U	10 U	0.2 U	0.2 U	0.2 U	0.2 U	0.2 U	0.2 U	10 U	10 U	10 U
Benz(a)anthracene	µg/L	< 0.05	< 0.05	< 0.05	< 0.05	< 0.05	< 0.05	< 0.05	< 0.05	< 0.050	< 0.050	< 0.050	**0.050**	< 0.19	< 0.19	< 0.11	< 0.10	< 0.096	< 0.19	< 0.19	< 0.19	< 0.19	< 0.19	<0.050	<0.050	0.05 U	0.05 U	0.2 U	0.2 U	0.2 U	0.2 U	0.2 U	0.2 U	10 U	10 U	10 U
Benzo(a)pyrene	µg/L	< 0.05	< 0.05	< 0.05	< 0.05	< 0.05	< 0.05	< 0.05	< 0.05	< 0.050	< 0.050	< 0.050	**0.055**	< 0.19	< 0.19	< 0.11	< 0.10	< 0.096	< 0.19	< 0.19	< 0.19	< 0.19	< 0.19	<0.050	<0.050	0.05 U	0.05 U	0.2 U	0.2 U	0.2 U	0.2 U	0.2 U	0.2 U	10 U	10 U	10 U
Benzo(b)fluoranthene	µg/L	< 0.1	< 0.1	< 0.1	< 0.1	< 0.1	< 0.1	< 0.1	< 0.1	< 0.10	< 0.10	< 0.10	< 0.10	< 0.19	< 0.19	< 0.11	< 0.10	< 0.096	< 0.19	< 0.19	< 0.19	< 0.19	< 0.19	<0.10	<0.10	0.1 U	0.1 U	0.2 U	0.2 U	0.2 U	0.2 U	0.2 U	0.2 U	10 U	10 U	10 U
Benzo(g,h,i)perylene	µg/L	< 0.1	< 0.1	< 0.1	< 0.1	< 0.1	< 0.1	< 0.1	< 0.1	< 0.10	< 0.10	< 0.10	< 0.10	< 0.19	< 0.19	< 0.11	< 0.10	< 0.096	< 0.19	< 0.19	< 0.19	< 0.19	< 0.19	< 10	< 10	10 U	10 U	0.2 U	0.2 U	0.2 U	0.2 U	0.2 U	0.2 U	10 U	10 U	10 U
Benzo(k)fluoranthene	µg/L	< 0.05	< 0.05	< 0.05	< 0.05	< 0.05	< 0.05	< 0.05	< 0.05	< 0.050	< 0.050	< 0.050	**0.057**	< 0.19	< 0.19	< 0.11	< 0.10	< 0.096	< 0.19	< 0.19	< 0.19	< 0.19	< 0.19	< 10	< 10	10 U	10 U	0.2 U	0.2 U	0.2 U	0.2 U	0.2 U	0.2 U	10 U	10 U	10 U
Chrysene	µg/L	< 0.05	< 0.05	< 0.05	< 0.05	< 0.05	< 0.05	< 0.05	< 0.05	< 0.050	< 0.050	< 0.050	< 0.050	< 0.19	< 0.19	< 0.048	< 0.046	< 0.043	< 0.19	< 0.19	< 0.19	< 0.19	< 0.19	<0.050	<0.050	0.05 U	0.05 U	0.2 U	0.2 U	0.2 U	0.2 U	0.2 U	0.2 U	10 U	10 U	10 U
Dibenzo(a,h)anthracene	µg/L	< 0.1	< 0.1	< 0.1	< 0.1	< 0.1	< 0.1	< 0.1	< 0.1	< 0.10	< 0.10	< 0.10	< 0.10	< 0.19	< 0.19	< 0.11	< 0.10	< 0.096	< 0.19	< 0.19	< 0.19	< 0.19	< 0.19	<0.10	<0.10	0.1 U	0.1 U	0.2 U	0.2 U	0.2 U	0.2 U	0.2 U	0.2 U	10 U	10 U	10 U
Dibenzofuran	µg/L	--	--	--	< 0.1	--	--	--	--	--	--	--	--	--	--	--	--	--	--	--	--	--	--	--	--	--	--	0.2 U	0.2 U	0.2 U	0.2 U	0.2 U	0.2 U	10 U	10 U	10 U
Fluoranthene	µg/L	< 0.1	< 0.1	< 0.1	< 0.1	< 0.1	< 0.1	< 0.1	< 0.1	**0.26**	< 0.10	< 0.10	< 0.10	< 0.19	< 0.19	**0.30**	< 0.10	< 0.096	< 0.19	< 0.19	< 0.19	< 0.19	< 0.19	< 10	< 10	10 U	10 U	1.0 U	0.2 U	0.2 U	0.2 U	0.2 U	0.2 U	10 U	10 U	10 U
Fluorene	µg/L	< 0.1	< 0.1	< 0.1	< 0.1	< 0.1	< 0.1	< 0.1	< 0.1	**0.40**	< 0.10	< 0.10	< 0.10	< 0.19	< 0.19	**3.3**	< 0.10	< 0.096	< 0.19	< 0.19	< 0.19	< 0.19	< 0.19	< 10	< 10	10 U	10 U	0.2 U	0.2 U	0.2 U	0.2 U	0.2 U	0.2 U	10 U	10 U	10 U
Indeno(1,2,3-cd)pyrene	µg/L	< 0.05	< 0.05	< 0.05	< 0.05	< 0.05	< 0.05	< 0.05	< 0.05	< 0.050	< 0.050	< 0.050	**0.059**	< 0.19	< 0.19	< 0.11	< 0.10	< 0.096	< 0.19	< 0.19	< 0.19	< 0.19	< 0.19	<0.050	<0.050	0.05 U	0.05 U	0.2 U	0.2 U	0.2 U	0.2 U	0.2 U	0.2 U	10 U	10 U	10 U
Naphthalene	µg/L	< 0.5	< 0.5	< 0.5	< 0.5	< 0.5	< 0.5 UJ	< 0.5	**1.2**	< 0.50	**44**	< 0.50	< 0.50	< 0.19	**3.6**	**0.59**	< 0.10	**0.12 J**	< 0.19	**0.35**	**1.3**	**1.4**	< 0.19	< 10	< 10	10 U	10 U	0.2 U	0.2 U	0.2 U	0.2 U	0.2 U	0.2 U	10 U	10 U	10 U
Phenanthrene	µg/L	< 0.05	< 0.05	< 0.05	< 0.05	< 0.05	< 0.05	< 0.05	< 0.05	<0.050	**0.088**	< 0.050	< 0.050	< 0.19	< 0.19	**5.8**	< 0.10	< 0.096 *	< 0.19	< 0.19	< 0.19	< 0.19	< 0.19	< 10	< 10	10 U	10 U	0.2 U	0.2 U	0.2 U	0.2 U	0.2 U	0.2 U	10 U	10 U	10 U
Pyrene	µg/L	< 0.05	< 0.05	< 0.05	< 0.05	< 0.05	< 0.05	< 0.05	< 0.05	**0.096**	< 0.050	< 0.050	< 0.050	< 0.19	< 0.19	**0.23**	< 0.10	< 0.096	< 0.19	< 0.19	< 0.19	< 0.19	< 0.19	< 10	< 10	10 U	10 U	0.2 U	0.2 U	0.2 U	0.2 U	0.2 U	0.2 U	10 U	10 U	10 U
Inorganic Compounds																																			
Aluminum (fume or dust)	mg/L	--	--	--	--	--	--	--	--	--	--	--	--	--	--	--	--	--	--	--	--	--	--	--	--	--	--	**2.29**	**2.2**	**1.1**	**120**	**3.8**	**12**	**0.7**	**12**	**0.032 B**
Antimony	mg/L	< 0.006	< 0.006	< 0.006	< 0.006	< 0.006	< 0.006	< 0.006	< 0.02	< 0.0200	< 0.0200	< 0.0200	< 0.0200	< 0.020	< 0.020	< 0.0053	< 0.0053	< 0.0053	< 0.020	< 0.020	< 0.020	< 0.020	< 0.020	< 0.0200	< 0.020	0.02 U	0.02 U	0.01 U	0.01 U	0.006 U	0.02 U	0.006 U	0.02 U	0.020 U	0.02 U
Arsenic	mg/L	< 0.05	< 0.05	**0.0651**	**0.111**	**0.148**	< 0.05	**0.253**	< 0.05	**0.222**	**0.143**	**0.210**	< 0.0500	**0.39**	**0.21**	< 0.0046	**0.031**	**0.018 J**	**0.017 JB**	**0.22**	**0.043**	**0.043**	**0.041**	**0.0509**	**0.0439**	**0.126**	**0.123**	**0.0697**	**0.0723**	**0.142**	**0.069**	**0.056**	**0.058**	**0.02**	**0.079**	**0.044**
Barium	mg/L	**0.516**	**0.456**	**0.441**	**0.311**	**0.33**	**0.645**	**0.517**	**0.599**	**0.444**	**0.451**	**0.289**	**0.201**	**0.38**	**0.45**	**0.54**	**0.62**	**0.60**	**0.55**	**0.58**	**0.44**	**0.45**	**0.35**	**0.341**	**0.302**	**0.447**	**0.438**	**0.467**	**0.453**	**0.397**	**1.7**	**0.56**	**0.58**	**0.44**	**0.72**	**0.58**
Beryllium	mg/L	< 0.004	< 0.004	< 0.004	< 0.004	< 0.004	< 0.004	< 0.004	< 0.01	< 0.0100	< 0.0100	< 0.0100	< 0.0100	< 0.0040	< 0.0040	< 0.00020	< 0.00020	**0.00030 JB**	< 0.0040	< 0.0040	< 0.0040	< 0.0040	< 0.0040	< 0.0100	< 0.010	0.01 U	0.01 U	0.005 U	0.005 U	0.004 U	**0.0054**	0.004 U	0.004 U	0.004 U	**0.00073 B**	0.004 U
Cadmium	mg/L	< 0.005	< 0.005	< 0.005	< 0.005	< 0.005	< 0.005	< 0.005	< 0.005	< 0.0050	< 0.0050	< 0.0050	< 0.0050	< 0.0050	< 0.0050	< 0.0020	< 0.0020	< 0.0020	< 0.0050	< 0.0050	< 0.0050	< 0.0050	< 0.0050	< 0.0050	< 0.0050	0.005 U	0.005 U	0.002 U	0.002 U	0.005 U	0.005 U	0.005 U	0.005 U	0.005 U	0.0050 U	0.005 U
Calcium metal	mg/L	--	--	--	--	--	--	--	--	--	--	--	--	--	--	--	--	--	--	--	--	--	--	--	--	--	--	**71.7**	**75.6**	**89.2**	**89**	**79**	**80**	**78**	**88**	**79**
Chromium	mg/L	< 0.01	< 0.01	< 0.01	< 0.01	< 0.01	< 0.01	< 0.01	< 0.01	< 0.0100	< 0.0100	< 0.0100	< 0.0100	< 0.010	< 0.010	< 0.0012	< 0.0012	**0.0015 J**	**0.0012 J**	< 0.010	< 0.010	< 0.010	< 0.010	< 0.0100	< 0.010	0.01 U	0.01 U	0.005 U	0.005 U	0.01 U	**0.14**	0.01 U	**0.013**	0.01 U	**0.013**	0.01 U
Cobalt	mg/L	--	--	--	--	--	--	--	--	--	--	--	--	--	--	--	--	--	--	--	--	--	--	--	--	--	--	0.007 U	0.007 U	0.01 U	**0.035**	0.01 U	0.01 U	0.01 U	**0.0032 B**	0.01 U
Copper	mg/L	< 0.01	< 0.01	< 0.01	< 0.01	< 0.01	< 0.01	< 0.01	< 0.01	< 0.0100	< 0.0100	< 0.0100	< 0.0100	< 0.020	< 0.020	< 0.0019	< 0.0019	**0.0028 JB**	< 0.020	< 0.020	< 0.020	< 0.020	< 0.020	< 0.0100	< 0.010	0.01 U	0.01 U	0.025 U	0.025 U	0.02 U	**0.11**	0.02 U	0.02 U	0.02 U	**0.014 B**	**0.0011 B**
Cyanide	mg/L	< 0.01	< 0.01	< 0.01	< 0.01	< 0.01	< 0.01	< 0.01	< 0.01	< 0.010	< 0.010	< 0.010	< 0.010	< 0.010	< 0.010	< 0.0050	**0.013**	< 0.0050	< 0.010	< 0.010	< 0.010	< 0.010	**0.0051 J**	< 0.010	< 0.010	0.01 U	0.01 U	--	--	0.01 U	0.01 U	0.01 U	0.01 U	0.015 U	0.010 U	0.01 U
Lead	mg/L	< 0.01	< 0.01	< 0.01	< 0.01	< 0.01	< 0.01	< 0.01	< 0.01	< 0.0100	< 0.0100	< 0.0100	< 0.0100	< 0.010	< 0.010	< 0.0040	< 0.0040	< 0.0040	< 0.010	< 0.010	< 0.0050	< 0.0050	< 0.0050	< 0.0100	< 0.010	0.01 U	0.01 U	**0.0041**	**0.0057**	0.005 U	**0.23**	**0.0063**	**0.034**	0.005 U	**0.032**	0.005 U
Magnesium	mg/L	--	--	--	--	--	--	--	--	--	--	--	--	--	--	--	--	--	--	--	--	--	--	--	--	--	--	**71.9**	**78**	**77.5**	**89**	**82**	**83**	**79**	**97**	**91**
Mercury	mg/L	< 0.0002	< 0.0002	< 0.0002	< 0.0002	< 0.0002	< 0.0002	< 0.0002	< 0.0002	< 0.00020	< 0.00020	< 0.00020	< 0.00020	< 0.00020	< 0.00020	< 0.000091	< 0.000091	< 0.000091	< 0.00020	< 0.00020	< 0.00020	< 0.00020	< 0.00020	< 0.00020	< 0.00020	0.0002 U	0.0002 U	0.0002 U	0.0002 U	0.0002 U	**0.0013**	0.0002 U	0.0002 U	0.0002 U	**0.00016 B**	0.0002 U
Nickel	mg/L	< 0.02	< 0.02	< 0.02	< 0.02	< 0.02	< 0.02	< 0.02	< 0.02	< 0.0200	< 0.0200	< 0.0200	< 0.0200	< 0.040	< 0.040	**0.0025 J**	< 0.0023	< 0.0023	< 0.040	< 0.040	< 0.040	< 0.040	< 0.040	< 0.0200	< 0.020	0.02 U	0.02 U	0.04 U	0.04 U	0.04 U	**0.051**	0.04 U	0.04 U	0.04 U	**0.0058 B**	0.04 U
Potassium	mg/L	--	--	--	--	--	--	--	--	--	--	--	--	--	--	--	--	--	--	--	--	--	--	--	--	--	--	**22.8**	**23.3**	**20.5**	**27**	**25**	**26**	**29**	**28**	**27**
Selenium	mg/L	< 0.02	< 0.02	< 0.02	< 0.02	< 0.02	< 0.02	< 0.02	< 0.02	< 0.0200	< 0.0200	< 0.0200	< 0.0200	< 0.020	< 0.020	< 0.0064	< 0.0064	< 0.0064	< 0.010	< 0.010	< 0.010	< 0.010	< 0.010	< 0.0200	< 0.020	0.02 U	0.02 U	0.005 U	0.005 U	0.01 U	0.01 U	0.01 U	0.01 U	**0.01**	0.010 U	0.01 U
Sodium	mg/L	--	--	--	--	--	--	--	--	--	--	--	--	--	--	--	--	--	--	--	--	--	--	--	--	--	--	**69.5**	**70.5**	**59.1**	**60**	**86**	**86**	**70**	**100**	**100**
Thallium	mg/L	< 0.002	< 0.002	< 0.002	< 0.002	< 0.002	< 0.002	< 0.002	< 0.02	< 0.0200	< 0.0200	< 0.0200	< 0.0200	< 0.0010	< 0.0010	< 0.00025	< 0.00025	< 0.00025	< 0.0010	< 0.0010	< 0.0010	< 0.0010	< 0.0010	< 1.00	< 1.00	0.001 U	0.001 U	0.001 U	0.001 U	0.001 U	0.002 U	0.001 U	0.001 U	0.002 U	0.0020 UWN	0.004 UN
Vanadium (fume or dust)	mg/L	< 0.01	< 0.01	< 0.01	< 0.01	< 0.01	< 0.01	< 0.01	< 0.01	< 0.0100	< 0.0100	< 0.0100	< 0.0100	< 0.010	< 0.010	< 0.0024	< 0.0024	< 0.0024	< 0.010	< 0.010	< 0.010	< 0.010	< 0.010	0.01 U	0.01 U	**0.0075**	**0.0088**	0.01 U	**0.22**	**0.012**	**0.025**	0.01 U	**0.026**	**0.0034 B**	--	--
Zinc	mg/L	< 0.02	< 0.02	< 0.02	< 0.02	< 0.02	< 0.02	< 0.02	< 0.02	< 0.0200	< 0.0200	< 0.0200	< 0.0200	< 0.020	< 0.020	**0.069**	< 0.0087	< 0.0087	< 0.020	< 0.020	< 0.020	< 0.020	< 0.020	0.02 U	0.02 U	0.002 U	0.002 U	0.002 U	0.002 U	0.002 U	0.002 U	0.002 U	0.002 U	0.002 U	--	--

Notes:
ISCO - *in-situ* chemical oxidation

Data Qualifier Defintions:
-- - Not analyzed
B (Inorganics) - Estimated analyte concentration
D - Analyte concentration reported from secondary dilution
DB - Analyte concentration reported from secondary dilution; analyte detected in method blank
H - Holding time exceeded for sample
J - Estimated analyte concentration
JB (Organic) - Estimated analyte concentration; analyte detected in method blank
Bold = Exceeds the laboratory detection limit
JM (Organic) - Estimated analyte concentration; spike sample recovery outside control limits
M (Organic) - Spike sample recovery outside control limits
N - Spike sample recovery outside of control limits
R - Sample data results rejected due to deficiencies in the ability to meet quality control standards
< - Analyte not detected at referenced detection limit
U - Analyte not detected at referenced detection limit
UJ - Analyte not detected; low method bias and/or matrix interference
UN - Analyte not detected; spiked sample recovery outside of control limits
UR - Analyte not detected; data rejected
UWN - Analyte not detected; post digestion spike and spike sample recovery outside control limits

Appendix E-1
Summary of Historical Groundwater Sampling Data - Alluvium, Galliard, and Saprolite Monitoring Wells
January 2001 through January 2019
Atlanta Gas Light Company
Former Manufactured Gas Plant Site
Augusta, Georgia

Chemical Name	Location ID	MW-408D	MW-408D	MW-408D	MW-408D	MW-408D	MW-408D	MW-408D	MW-408D	MW-408D	MW-408D	MW-408D	MW-408D	MW-408D	MW-408D	MW-408D	MW-408D	MW-408D	MW-408D	MW-408D	MW-408D	MW-408D	MW-408D	MW-408D	MW-408D
	Sample Date	7/14/2010	1/5/2010	7/22/2009	1/15/2009	7/16/2008	1/8/2008	7/10/2007	2/13/2007	2/13/2007 DUP	7/13/2006	7/13/2006 DUP	1/15/2006	7/20/2005	2/7/2005	7/13/2004	1/24/2004	7/19/2003	1/16/2003	7/12/2002	1/15/2002	1/15/2002	7/17/2001	1/17/2001	1/17/2001 DUP
	Unit	Post-ISCO												Pre-ISCO											
Field Parameters																									
Conductivity	mS/cm	0.784	0.640	0.841	0.230	0.838	0.928	0.785	0.822	0.822	0.718	0.718	--	--	--	--	--	--	--	--	--	--	--	--	--
Dissolved Oxygen (YSI)	mg/L	2.61	2.07	2.11	6.26	0.37	0.31	0.68	0.52	0.52	0.7	0.7	--	--	--	--	--	--	--	--	--	--	--	--	--
Oxidation Reduction Potential	mV	-65.2	-19.3	-60.6	-74.2	-67	-89.8	-70.3	-71.4	-71.4	-65.8	-65.8	--	--	--	--	--	--	--	--	--	--	--	--	--
pH	SU	6.48	5.94	6.49	0.772	6.33	6.47	6.42	6.59	6.59	6.41	6.41	--	--	--	--	--	--	--	--	--	--	--	--	--
Temperature	Celsius	24.1	16.76	25.75	18.39	23.05	19.70	21.75	19.19	19.19	22.77	22.77	--	--	--	--	--	--	--	--	--	--	--	--	--
Turbidity	NTU	21.7	8.91	4.81	8.3	9.68	1.35	6.25	1.63	1.63	3.13	3.13	--	--	--	--	--	--	--	--	--	--	--	--	--
Monitored Natural Attenuation Parameters																									
Carbon Dioxide	µg/L	660 JB	540	590 *	510	580	< 1,000	< 1,000	--	--	410	420	--	--	--	--	--	--	--	--	--	--	--	--	--
Iron	mg/L	--	--	--	--	--	--	--	--	--	37.9	36.1	38.2	36.2	36	35	33	35	37	54	57 N	58 N	45	41	40
Iron, as Ferrous (Fe+2)	mg/L	15 HF	26 HF	25 HF	13 HF	26	39.6	38.7	36.5	37.4	36.8	37	--	--	--	--	--	--	--	--	--	--	--	--	--
Manganese, Total	mg/L	--	--	--	--	--	--	--	--	--	4.42	4.36	4.4	4.15	4.5	4.7	4.7	4.2	4.8	4.6	4.8	4.8	4.4	4.8	4.8
Manganese, Dissolved	mg/L	--	--	--	--	--	--	--	--	--	3.65 J	3.58 J	--	--	--	--	--	--	--	--	--	--	--	--	--
Methane	µg/L	1,600	1,900	2,200	2,200	600	2,100	2,000	2,000	1,800	1,700	1,700	--	--	--	--	--	--	--	--	--	--	--	--	--
Nitrate	mg/L	< 1.1	< 1.1	< 1.1	< 0.050	< 0.50	< 0.25	< 0.25	< 0.25	< 0.25	0.25 U	0.25 U	--	--	--	--	--	--	--	--	--	--	--	--	--
Nitrogen	mg/L	--	--	--	--	--	--	--	--	--	18	18	--	--	--	--	--	--	--	--	--	--	--	--	--
Nitrogen, ammonia (as N)	mg/L	--	--	--	--	--	--	--	--	--	0.74	0.74	--	--	--	--	--	--	--	--	--	--	--	--	--
Oxygen	mg/L	1.3	1.3	1.1	1.3	1.6	2.1	1.9	1.5	2.6	1.2	1.1	--	--	--	--	--	--	--	--	--	--	--	--	--
Sulfate	mg/L	< 5.0	< 5.0	< 5.0	< 5.0	< 5.0	< 1.0	< 1.0	< 1	< 1	1 U	1 U	--	--	--	--	--	--	--	--	--	--	--	--	--
Sulfide	mg/L	--	--	--	--	--	--	--	--	--	2 U	2 U	--	--	--	--	--	--	--	--	--	--	--	--	--
Volatile Organic Compounds																									
Acetone	µg/L	**8.1 J**	< 100	< 100	< 100	< 100	< 50	< 50	< 50 R	< 50	50 R	50 R	10 U	25 U	25 U	25 U	25 U	25 U	25 U	25 U	25 U	25 U	25 U	25 U	25 U
Benzene	µg/L	< 5.0	< 5.0	< 5.0	**0.47 J**	< 5.0	< 5.0	< 5	< 5	< 5	5 U	5 U	**1.8**	**4.2**	**13**	**2.3**	**1.9**	**3.0**	**2.4**	**2.8**	**4.6**	**4.0**	**6.2**	**2.3**	**2.4**
Carbon Disulfide	µg/L	< 5.0	< 5.0	< 5.0	< 5.0	< 5.0	< 5.0	< 5	< 5	< 5	5 U	5 U	1.0 U	1.0 U	1.0 U	1.0 U	1.0 U	1.0 U	1.0 U	1.0 U	1.0 U	1.0 U	1.0 U	1.0 U	1.0 U
Methylene Chloride	µg/L	< 5.0	< 5.0	< 5.0	< 5.0	< 5.0	< 5.0	< 5	< 5 J	< 5	5 U	5 U	1.0 U	5.0 U	5.0 U	5.0 U	5.0 U	5.0 U	5.0 U	5.0 U	5.0 U	5.0 U	5.0 U	**0.48 JB**	**0.54 JB**
Ethylbenzene	µg/L	< 5.0	< 5.0	< 5.0	< 5.0	< 5.0	< 5.0	< 5	< 5	< 5	5 U	5 U	1.0 U	1.0 U	**8.6**	1.0 U	1.0 U	1.0 U	**0.2 J**	**2.7**	**9.3**	**8.3**	**12**	**1.1**	**1.7**
Toluene	µg/L	< 5.0	< 5.0	< 5.0	< 5.0	< 5.0	< 5.0	< 5	< 5	< 5	5 U	5 U	1.0 U	1.0 U	**1.1**	1.0 U	1.0 U	1.0 U	1.0 U	1.0 U	1.0 U	1.0 U	**3.9**	**0.32 J**	**0.35 J**
Trichloroethylene	µg/L	< 5.0	< 5.0	< 5.0	< 5.0	< 5.0	< 5.0	< 5	< 5	< 5	5 U	5 U	1.0 U	1.0 U	1.0 U	1.0 U	1.0 U	1.0 U	1.0 U	1.0 U	1.0 U	1.0 U	1.0 U	1.0 U	1.0 U
Xylenes, total	µg/L	**8.8**	**11**	**8.2**	**12**	**8.4**	**9.3**	< 5	**8.1**	**8.3**	5 U	5 U	**4.7**	**7.7**	**14**	**7.0**	**6.8**	**13**	**8.9**	**18**	**34**	**32**	**36**	**6.3**	**6.9**
Semivolatile Organic Compounds																									
2-Methylnaphthalene	µg/L	--	--	--	--	--	--	--	--	--	--	--	**26**	**27**	**36**	**26**	**26**	**30**	**37**	**12**	**60**	**59**	**38**	**25**	**24**
Acenaphthene	µg/L	**58**	**80**	**79**	**48**	**43**	**54**	**52**	**52**	**54**	**40**	**43**	**41**	**25**	**25**	**46**	**31**	**30**	**34**	**37**	**44**	**45**	**33**	**41**	**38**
Acenaphthylene	µg/L	**0.66**	< 1.9	< 0.21	< 3.8	< 0.19	< 10	< 10	< 10	< 10	10 U	10 U	2.0 U	2.0 U	0.8 U	1.0 U	2.0 U	10 U	10 U	10 U	**0.61 J**	10 U	**10**	10 U	10 U
Anthracene	µg/L	**1.6**	**2.4**	**2.8**	**1.5 J**	**2**	< 10	< 10	< 10	< 10	10 U	10 U	**1.7**	**1.1**	**0.84**	**1.3**	**1.2**	10 U	**1.2 J**	**0.97 J**	**0.96 J**	**1.4 J**	**0.79 J**	**1.2 J**	**1.4 J**
Benz(a)anthracene	µg/L	< 0.20	< 1.9	< 0.21	< 3.8	**0.053 J**	< 0.050	< 0.05	< 0.05	< 0.05	0.05 U	0.05 U	2.0 U	2.0 U	0.8 U	1.0 U	2.0 U	10 U	10 U	10 U	10 U	10 U	10 U	10 U	10 U
Benzo(a)pyrene	µg/L	< 0.20	< 1.9	< 0.21	< 3.8	**0.037 J**	< 0.050	< 0.05	< 0.05	< 0.05	0.05 U	0.05 U	2.0 U	2.0 U	0.8 U	1.0 U	2.0 U	10 U	10 U	10 U	10 U	10 U	10 U	10 U	10 U
Benzo(b)fluoranthene	µg/L	< 0.20	< 1.9	< 0.21	< 3.8	**0.1**	< 0.10	< 0.1	< 0.1	< 0.1	0.1 U	0.1 U	2.0 U	2.0 U	0.8 U	1.0 U	2.0 U	10 U	10 U	10 U	10 U	10 U	10 U	10 U	10 U
Benzo(g,h,i)perylene	µg/L	< 0.20	< 1.9	< 0.21	< 3.8	< 0.19	< 10	< 10	< 10	< 10	10 U	10 U	2.0 U	2.0 U	0.8 U	1.0 U	2.0 U	10 U	10 U	10 U	10 U	10 U	10 U	10 U	10 U
Benzo(k)fluoranthene	µg/L	< 0.20	< 1.9	< 0.21	< 3.8	< 0.19	< 10	< 10	< 10	< 10	10 U	10 U	2.0 U	2.0 U	0.8 U	1.0 U	2.0 U	10 U	10 U	10 U	10 U	10 U	10 U	10 U	10 U
Chrysene	µg/L	< 0.20	< 1.9	< 0.21	< 3.8	**0.064 J**	< 0.050	< 0.05	< 0.05	< 0.05	0.05 U	0.05 U	2.0 U	2.0 U	0.8 U	1.0 U	2.0 U	10 U	10 U	10 U	10 U	10 U	10 U	10 U	10 U
Dibenzo(a,h)anthracene	µg/L	< 0.20	< 1.9	< 0.21	< 3.8	< 0.19	< 0.10	< 0.1	< 0.1	< 0.1	0.1 U	0.1 U	2.0 U	2.0 U	0.8 U	1.0 U	2.0 U	10 U	10 U	10 U	10 U	10 U	10 U	10 U	10 U
Dibenzofuran	µg/L	--	--	--	--	--	--	--	--	--	--	--	**1.5**	**1.1**	0.8 U	1.0 U	**1.4**	10 U	**1.6 J**	**1.9 J**	**2.1 J**	**2.3 J**	**1.6 J**	**2.0 J**	**2.0 J**
Fluoranthene	µg/L	**0.57**	< 1.9	**0.82**	**0.44 J**	**0.72**	< 10	< 10	< 10	< 10	10 U	10 U	**0.57**	**0.37**	0.8 U	1.0 U	**0.4**	10 U	**0.41 J**	10 U	10 U	10 U	10 U	10 U	10 U
Fluorene	µg/L	**11**	**16**	**16**	**10**	**11**	**11**	**11**	**11**	**11**	10 U	10 U	**9.0**	**6.0**	**5.4**	**8.9**	**7.7**	10 U	**7.0 J**	**7.7 J**	**8.8 J**	**9.6 J**	**6.1 J**	**8.3 J**	**7.6 J**
Indeno(1,2,3-cd)pyrene	µg/L	< 0.20	< 1.9	< 0.21	< 3.8	**0.023 J**	< 0.050	< 0.05	< 0.05	< 0.05	0.05 U	0.05 U	2.0 U	2.0 U	0.8 U	1.0 U	2.0 U	10 U	10 U	10 U	10 U	10 U	10 U	10 U	10 U
Naphthalene	µg/L	**0.34**	< 1.9	< 0.21	**1.1 JB**	**0.31**	< 10	< 10	< 10	< 10	10 U	10 U	**1.0**	**7.3**	**52**	**1.7**	**4.2**	**15**	**15**	10 U	**41**	**39**	**33**	**5.8 J**	**5.4 J**
Phenanthrene	µg/L	**12**	**15**	**17**	**9.6**	**11**	**11**	**12**	**11**	**12**	10 U	10 U	**9.5**	**6.2**	**5**	**9.3**	**6.6**	10 U	**6.9 J**	**4.3 J**	**5.8 J**	**7.4 J**	**5.2 J**	**8.1 J**	**8.3 J**
Pyrene	µg/L	**0.5**	< 1.9	**0.84**	**0.52 J**	**0.64**	< 10	< 10	< 10	< 10	10 U	10 U	**0.56**	**0.36**	0.8 U	1.0 U	**0.37**	10 U	10 U	**0.57 J**	10 U	10 U	10 U	10 U	10 U
Inorganic Compounds																									
Aluminum (fume or dust)	mg/L	--	--	--	--	--	--	--	--	--	--	--	0.2 U	0.2 U	0.2 U	0.2 U	**0.32**	0.2 U	**0.056 B**	**10**	**11 N**	**11 N**	**4.9 N**	**1.6**	**1.1**
Antimony	mg/L	< 0.020	< 0.020	< 0.020	< 0.020	< 0.020	< 0.0200	< 0.02	< 0.02	< 0.02	0.02 U	0.02 U	0.01 U	0.006 U	0.02 U	0.006 U	0.02 U	0.02 U	0.020 U	0.02 U	0.020 U	0.020 U	0.02 U	**0.0062 B**	**0.0066 B**
Arsenic	mg/L	< 0.020	< 0.020	< 0.020	< 0.010	< 0.010	<0.0500	< 0.05	< 0.05	< 0.05	0.05 U	0.05 U	0.01 U	0.01 U	0.01 U	0.01 U	0.01 U	0.01 U	0.010 U	0.01 U	0.010 U	0.010 U	**0.0037 B**	0.01 U	0.01 U
Barium	mg/L	**0.64**	**0.62**	**0.64**	**0.66**	**0.63**	**0.627**	**0.628**	**0.667**	**0.671**	**0.696**	**0.687**	**0.684**	**0.628**	**0.7**	**0.74**	**0.72**	**0.6**	**0.72**	**0.72**	**0.76**	**0.77**	**0.68**	**0.69**	**0.7**
Beryllium	mg/L	**0.00023 J**	< 0.0040	< 0.0040	< 0.0040	< 0.0040	< 0.0100	< 0.010	< 0.010	< 0.010	0.01 U	0.01 U	0.005 U	0.004 U	0.004 U	0.004 U	0.004 U	0.004 U	0.0040 U	0.004 U	0.0040 U	0.0040 U	0.004 U	**0.0023 B**	**0.0017 B**
Cadmium	mg/L	< 0.0050	< 0.0050	< 0.0050	< 0.0050	< 0.0050	< 0.0050	< 0.005	< 0.005	< 0.005	0.005 U	0.005 U	0.002 U	0.005 U	0.005 U	0.005 U	0.005 U	0.005 U	0.0050 U	0.005 U	0.0050 U	0.0050 U	0.005 U	0.005 U	0.005 U
Calcium metal	mg/L	--	--	--	--	--	--	--	--	--	--	--	**55.2**	**54.1**	**53**	**56**	**61**	**50**	**56**	**53**	**52**	**53**	**50**	**53**	**52**
Chromium	mg/L	**0.0021 J**	< 0.010	< 0.010	**0.0013 J**	< 0.010	< 0.0100	< 0.010	< 0.010	< 0.010	0.01 U	0.01 U	0.005 U	0.01 U	0.01 U	0.01 U	0.01 U	0.01 U	0.010 U	**0.0035 B**	**0.0041 B**	**0.0038 B**	0.01 U	0.01 U	0.01 U
Cobalt	mg/L	--	--	--	--	--	--	--	--	-	--	--	0.007 U	0.01 U	0.01 U	0.01 U	0.01 U	0.01 U	**0.0056 B**	**0.013**	**0.013**	**0.013**	**0.0089 B**	**0.0053 B**	**0.005 B**
Copper	mg/L	**0.0033 J**	< 0.020	< 0.020	< 0.020	< 0.020	< 0.0100	< 0.010	< 0.010	< 0.010	0.01 U	0.01 U	0.025 U	0.02 U	0.02 U	0.02 U	0.02 U	0.02 U	0.020 U	**0.018 B**	**0.020 B**	**0.020**	**0.0076 B**	0.02 U	**0.0014 B**
Cyanide	mg/L	< 0.010	< 0.010	< 0.010	< 0.010	< 0.010	< 0.010	**0.017**	< 0.002	< 0.002	0.01 U	0.01 U	0.01 U	0.01 U	0.01 U	0.01 U	0.01 U	0.015 U	0.010 U	0.01 U	0.010 U	0.010 U	0.01 U	0.01 U	0.01 U
Lead	mg/L	< 0.010	< 0.010	< 0.010	< 0.0050	< 0.0050	< 0.0100	< 0.010	< 0.010	< 0.010	0.01 U	0.01 U	0.003 U	0.005 U	0.005 U	0.005 U	0.005 U	0.005 U	0.0050 U	**0.0026 B**	**0.0046 B**	**0.0046 B**	0.005 U	**0.0031 B**	**0.0028 B**
Magnesium	mg/L	--	--	--	--	--	--	--	--	--	--	--	**31.5**	**29.2**	**29**	**30**	**32**	**27**	**31**	**33**	**33**	**34**	**30**	**28**	**28**
Mercury	mg/L	< 0.00020	< 0.00020	< 0.00020	< 0.00020	< 0.00020	< 0.00020	< 0.0002	< 0.0002	< 0.0002	0.0002 U	0.0002 U	0.0002 U	0.0002 U	0.0002 U	0.0002 U	0.0002 U	0.0002 U	0.00020 U	0.0002 U	0.00020 U	0.00020 U	0.0002 U	0.00020 U	0.00020 U
Nickel	mg/L	< 0.040	< 0.040	< 0.040	**0.0018 J**	**0.0017 J**	< 0.0200	< 0.02	< 0.02	< 0.02	0.02 U	0.02 U	0.04 U	0.04 U	0.04 U	0.04 U	0.04 U	0.04 U	0.040 U	**0.0069 B**	**0.0069 B**	**0.0076 B**	0.04 U	0.04 U	0.04 U
Potassium	mg/L	--	--	--	--	--	--	--	--	--	--	--	5 U	**3.64**	**4.8**	**4**	**6.5**	**3.8**	**5.0**	**4.1**	**4.0**	**3.9**	**3.7**	**4.2**	**4.2**
Selenium	mg/L	< 0.020	< 0.020	< 0.020	< 0.010	< 0.010	< 0.0200	< 0.02	< 0.02	< 0.02	0.02 U	0.02 U	0.005 U	0.01 U	0.01 U	0.01 U	0.01 U	0.01 U	0.010 U	0.01 U	0.010 U	0.010 U	0.01 U	0.01 U	0.01 U
Sodium	mg/L	--	--	--	--	--	--	--	--	--	--	--	**23**	**23.5**	**22**	**23**	**24**	**22**	**22**	**21**	**22**	**22**	**21**	**21**	**21**
Thallium	mg/L	< 0.0010	< 0.0010	< 0.0010	< 0.0010	< 0.0010	< 1.00	< 1.00	< 1	< 1	0.001 U	0.001 U	0.001 U	0.001 U	0.002 U	0.001 U	0.001 U	0.002 U	0.0020 UWN	0.002 UWN	0.0020 U	0.0020 U	0.002 UN	0.002 UW	0.002 U
Vanadium (fume or dust)	mg/L	**0.0097 J**	< 0.010	< 0.010	< 0.010	< 0.010	< 0.0100	< 0.010	< 0.010	< 0.010	0.01 U	0.01 U	0.007 U	0.01 U	0.01 U	0.01 U	0.01 U	0.01 U	0.010 U	**0.045**	**0.050**	**0.052**	**0.022**	**0.0072 B**	**0.0059 B**
Zinc	mg/L	**0.013 J**	< 0.020	< 0.020	< 0.020	< 0.020	< 0.0200	< 0.02	< 0.02	< 0.02	**0.0224**	0.02 U	0.02 U	0.02 U	0.02 U	0.02 U	0.02 U	**0.03**	0.020 U	**0.052**	**0.075**	**0.066**	**0.031**	**0.011 B**	**0.0082 B**

Notes:
ISCO - *in-situ* chemical oxidation

Data Qualifier Defintions:
-- - Not analyzed
B (Inorganics) - Estimated analyte concentration
D - Analyte concentration reported from secondary dilution
DB - Analyte concentration reported from secondary dilution; analyte detected in method blank
H - Holding time exceeded for sample
J - Estimated analyte concentration
JB (Organic) - Estimated analyte concentration; analyte detected in method blank
Bold = Exceeds the laboratory detection limit
JM (Organic) - Estimated analyte concentration; spike sample recovery outside control limits
M (Organic) - Spike sample recovery outside control limits
N - Spike sample recovery outside of control limits
R - Sample data results rejected due to deficiencies in the ability to meet quality control standards
< - Analyte not detected at referenced detection limit
U - Analyte not detected at referenced detection limit
UJ - Analyte not detected; low method bias and/or matrix interference
UN - Analyte not detected; spiked sample recovery outside of control limits
UR - Analyte not detected; data rejected
UWN - Analyte not detected; post digestion spike and spike sample recovery outside control limits

Appendix E-1
Summary of Historical Groundwater Sampling Data - Alluvium, Galliard, and Saprolite Monitoring Wells
January 2001 through January 2019
Atlanta Gas Light Company
Former Manufactured Gas Plant Site
Augusta, Georgia

Chemical Name	Location ID	MW-408DR	MW-408DR	MW-408DR	MW-408DR	MW-408DR	MW-408DR	MW-408DR	MW-408DR	MW-408DR	MW-408DR	MW-408DR	MW-408DR	MW-408DR	MW-408DR	MW-408DR	MW-408DR	MW-408DR
	Sample Date	1/24/2019	7/19/2018	1/25/2018	7/26/2017	1/26/2017	7/29/2016	1/21/2016	7/29/2015	1/15/2015	7/16/2014	1/8/2014	7/10/2013	1/8/2013	7/25/2012	1/25/2012	7/5/2011	2/23/2011
	Unit	Post-ISCO																
Field Parameters																		
Conductivity	mS/cm	0.681	0.723	0.602	0.689	0.681	0.703	0.595	786	1.310	0.645	0.630	0.755	0.597	0.390	0.170	0.619	3.360
Dissolved Oxygen (YSI)	mg/L	0.37	0.19	0.19	0.19	0.22	0.19	0.19	1.1	0.84	0.10	0.22	0.05	0.53	4.20	0.31	0.08	5.68
Oxidation Reduction Potential	mV	-23.4	-30.2	15.8	-34.9	-39.8	-12.1	-57	-60.1	-103.5	-83.8	-55.5	-53.7	-61.8	-13.5	-136.0	-50.9	89.2
pH	SU	5.78	6.04	5.79	6.07	6.07	5.83	6.01	5.89	6.29	6.12	6.21	5.98	6.08	6.03	6.71	6.03	0.682
Temperature	Celsius	16.46	25.21	18.71	24.52	20.88	25.57	20.03	24.7	13.70	21.10	18.61	21.17	18.05	24.35	19.98	21.79	20.79
Turbidity	NTU	5.77	7.15	21.1	34	7.54	10.3	3.04	23.3	20.1	20.0	35.2	23.4	9.00	21.2	8.53	23.2	9.92
Monitored Natural Attenuation Parameters																		
Carbon Dioxide	µg/L	--	--	--	--	--	--	--	--	137	192	272	235	130	140	2,200 B	1,500 B	1,600
Iron, as Ferrous (Fe+2)	mg/L	--	--	--	--	--	--	--	--	3.85	39.7	45.1	51.8	46 HF	25 HF	0.79 HF	19 HF	13 HF
Methane	µg/L	--	--	--	--	--	--	--	--	6,600	6800	6,700	6,800	7,500	3,000 *	860	2,400	3,700
Nitrate	mg/L	--	--	--	--	--	--	--	--	< 0.25	< 0.25	<0.25	<0.25	< 0.25	< 0.25	< 0.25	< 0.075	< 0.36
Oxygen	mg/L	--	--	--	--	--	--	--	--	7.78 H	4.68 H	4.12 H	4.34 H	4.5	5	--	1.4	1.5
Sulfate	mg/L	--	--	--	--	--	--	--	--	< 1.0	< 1.0	<1.0	<1.0	< 5.0	< 5.0	250	< 2.6	< 2.6
Volatile Organic Compounds																		
Acetone	µg/L	< 50	< 50	< 50	< 50	< 50	< 50	< 50	< 50	< 50	< 50	< 50	< 50	< 100	< 100	< 5.0	< 5.0	**19 J**
Benzene	µg/L	< 5.0	< 5.0	< 5.0	< 5.0	< 5.0	< 5.0	< 5.0	< 5.0	< 250	< 5.0	< 5.0	< 5.0	< 5.0	< 5.0	< 0.25	**0.80 J**	< 0.25
Carbon Disulfide	µg/L	< 5.0	< 5.0	< 5.0	< 5.0	< 5.0	< 5.0	< 5.0	< 5.0	< 5.0	< 5.0	< 5.0	< 5.0	< 5.0	< 5.0	< 0.60	< 0.60	< 0.60
Methylene Chloride	µg/L	< 5.0	< 5.0	< 5.0	< 5.0	< 5.0	< 5.0	< 5.0	< 5.0	< 5.0	< 5.0	< 5.0	< 5.0	< 5.0	< 5.0	< 0.11	< 0.11	< 0.11
Ethylbenzene	µg/L	< 5.0	< 5.0	< 5.0	< 5.0	< 5.0	< 5.0	< 5.0	< 5.0	< 5.0	< 5.0	< 5.0	< 5.0	< 5.0	< 5.0	< 1.0	**3.3 J B**	< 1.0
Toluene	µg/L	< 5.0	< 5.0	< 5.0	< 5.0	< 5.0	< 5.0	< 5.0	< 5.0	< 5.0	< 5.0	< 5.0	< 5.0	< 5.0	< 5.0	< 0.33	< 0.33	**0.38 J**
Trichloroethylene	µg/L	< 5.0	< 5.0	< 5.0	< 5.0	< 5.0	< 5.0	< 5.0	< 5.0	< 5.0	< 5.0	< 5.0	< 5.0	< 5.0	< 5.0	< 0.13	< 0.13	< 0.13
Xylenes, total	µg/L	< 5.0	< 5.0	< 5.0	< 5.0	< 5.0	< 5.0	< 5.0	< 5.0	< 250	< 5.0	< 5.0	< 5.0	< 5.0	< 5.0	< 0.20	**2.2 J**	**2.8 J**
Semivolatile Organic Compounds																		
Acenaphthene	µg/L	< 50	**18**	**20**	**37**	**36**	**24**	**29**	**22**	< 0.50	**41**	**32**	**17**	**32**	**30**	< 0.11	**32**	**16**
Acenaphthylene	µg/L	< 1.0	< 1.0	< 1.0	< 1.0	< 1.0	< 1.0	< 1.0	< 1.0	< 1.0	< 1.0	< 1.0	< 1.0	**0.40**	< 1.9	< 0.11	< 0.15	**0.22**
Anthracene	µg/L	**0.74**	**0.52**	**0.48**	**0.94**	**0.92**	**0.59**	**0.74**	**0.69**	< 0.050	**0.9**	**0.83**	**0.39**	**0.87**	< 1.9	< 0.11	**1.0**	**0.21**
Benz(a)anthracene	µg/L	< 0.05	< 0.05	< 0.05	< 0.05	< 0.05	< 0.05	< 0.05	< 0.05	< 0.050	< 0.050	< 0.050	< 0.050	<0.22	< 1.9	< 0.11	< 0.15	< 0.094
Benzo(a)pyrene	µg/L	< 0.05	< 0.05	< 0.05	< 0.05	< 0.05	< 0.05	< 0.05	< 0.05	< 0.050	< 0.050	< 0.050	< 0.050	<0.22	< 1.9	< 0.11	< 0.15	< 0.094
Benzo(b)fluoranthene	µg/L	< 0.1	< 0.1	< 0.1	< 0.1	< 0.1	< 0.1	< 0.1	< 0.1	< 0.10	< 0.10	< 0.10	< 0.10	<0.22	< 1.9	< 0.11	< 0.15	< 0.094
Benzo(g,h,i)perylene	µg/L	< 0.1	< 0.1	< 0.1	< 0.1	< 0.1	< 0.1	< 0.1	< 0.1	< 0.10	< 0.10	< 0.10	< 0.10	<0.22	< 1.9	< 0.11	< 0.15	< 0.094
Benzo(k)fluoranthene	µg/L	< 0.05	< 0.05	< 0.05	< 0.05	< 0.05	< 0.05	< 0.05	< 0.05	< 0.050	< 0.050	< 0.050	< 0.050	<0.22	< 1.9	< 0.11	< 0.15	< 0.094
Chrysene	µg/L	< 0.05	< 0.05	< 0.05	< 0.05	< 0.05	< 0.05	< 0.05	< 0.05	< 0.050	< 0.050	< 0.050	< 0.050	<0.22	< 1.9	< 0.050	< 0.066	< 0.042
Dibenzo(a,h)anthracene	µg/L	< 0.1	< 0.1	< 0.1	< 0.1	< 0.1	< 0.1	< 0.1	< 0.1	< 0.10	< 0.10	< 0.10	< 0.10	<0.22	< 1.9	< 0.11	< 0.15	< 0.094
Fluoranthene	µg/L	**0.18**	**0.18**	**0.14**	**0.3**	**0.24**	**0.14**	**0.22**	**0.16**	< 0.10	**0.23**	**0.23**	**0.10**	**0.23**	< 1.9	< 0.11	**0.29**	< 0.094
Fluorene	µg/L	**0.99**	**0.77**	**0.73**	**1.5**	**1.5**	**0.87**	**1.3**	**1.2**	< 0.10	**1.9**	**2**	**1.3**	**2.7**	**2.2**	< 0.11	**4.0**	**2.0**
Indeno(1,2,3-cd)pyrene	µg/L	< 0.05	< 0.05	< 0.05	< 0.05	< 0.05	< 0.05	< 0.05	< 0.05	< 0.050	< 0.050	< 0.050	< 0.050	<0.22	< 1.9	< 0.11	< 0.15	< 0.094
Naphthalene	µg/L	< 50	< 0.5	< 0.5	**0.76**	< 0.5	< 0.5	< 0.5	**0.63**	< 500	**31**	**0.57**	< 0.50	**0.27**	< 1.9	**0.57**	**0.24 J**	**0.23**
Phenanthrene	µg/L	**5.2**	**3.6**	**2.8**	**7.1**	**5.5**	**3.5 J**	**4.4**	**4.2**	< 0.50	**3.7**	**5.3**	**2.5**	**5.8**	**5.1**	< 0.11	**7.3**	**1.5**
Pyrene	µg/L	**0.13**	**0.14**	**0.11**	**0.24**	**0.19**	**0.12**	**0.16**	**0.15**	< 0.050	**0.15**	**0.16**	**0.065**	<0.22	< 1.9	< 0.11	**0.21 J**	< 0.094
Inorganic Compounds																		
Antimony	mg/L	< 0.006	< 0.006	< 0.006	< 0.006	< 0.006	< 0.006	< 0.006	< 0.02	< 0.0200	< 0.0200	< 0.0200	< 0.0200	< 0.020	< 0.020	< 0.0053	< 0.0053	< 0.0053
Arsenic	mg/L	< 0.05	< 0.05	< 0.05	< 0.05	< 0.05	< 0.05	< 0.05	< 0.05	**0.429**	< 0.0500	< 0.0500	< 0.0500	< 0.020	< 0.020	**0.045**	< 0.0046	< 0.0046
Barium	mg/L	**0.471**	**0.509**	**0.508**	**0.553**	**0.555**	**0.589**	**0.572 JH**	**0.551**	**0.448**	**0.496**	**0.575**	**0.569**	**0.56**	**0.58**	**0.26**	**0.52**	**0.50**
Beryllium	mg/L	< 0.004	< 0.004	< 0.004	< 0.004	< 0.004	< 0.004	< 0.004	< 0.01	< 0.0100	< 0.0100	< 0.0100	< 0.0100	< 0.0040	< 0.0040	< 0.00020	< 0.00020	< 0.00020
Cadmium	mg/L	< 0.005	< 0.005	< 0.005	< 0.005	< 0.005	< 0.005	< 0.005	< 0.005	< 0.0050	< 0.0050	< 0.0050	< 0.0050	< 0.0050	< 0.0050	< 0.0020	< 0.0020	< 0.0020
Chromium	mg/L	< 0.01	< 0.01	< 0.01	< 0.01	< 0.01	< 0.01	< 0.01	< 0.01	< 0.0100	< 0.0100	< 0.0100	< 0.0100	< 0.010	< 0.010	< 0.0012	**0.0018 J**	**0.0013 J**
Copper	mg/L	< 0.01	< 0.01	< 0.01	< 0.01	< 0.01	< 0.01	< 0.01	< 0.01	< 0.0100	< 0.0100	< 0.0100	< 0.0100	< 0.020	< 0.020	< 0.0019	< 0.0019	< 0.0019
Cyanide	mg/L	< 0.01	< 0.01	< 0.01	< 0.01	< 0.01	< 0.01	< 0.01	< 0.01	< 0.010	< 0.010	< 0.010	< 0.010	< 0.010	< 0.010	**0.0063 J**	**0.024**	< 0.0050
Lead	mg/L	< 0.01	< 0.01	< 0.01	< 0.01	< 0.01	< 0.01	< 0.01	< 0.01	< 0.0100	< 0.0100	< 0.0100	< 0.0100	< 0.010	< 0.010	< 0.0040	< 0.0040	< 0.0040
Mercury	mg/L	< 0.0002	< 0.0002	< 0.0002	< 0.0002	< 0.0002	< 0.0002	< 0.0002	< 0.0002	< 0.00020	< 0.00020	< 0.00020	< 0.00020	< 0.00020	< 0.00020	< 0.000091	< 0.000091	**0.000092 J**
Nickel	mg/L	< 0.02	< 0.02	< 0.02	< 0.02	< 0.02	< 0.02	< 0.02	< 0.02	< 0.0200	< 0.0200	< 0.0200	< 0.0200	< 0.040	< 0.040	< 0.0023	**0.0024 J**	**0.0030 J**
Selenium	mg/L	< 0.02	< 0.02	< 0.02	< 0.02	< 0.02	< 0.02	< 0.02	< 0.02	< 0.0200	< 0.0200	< 0.0200	< 0.0200	< 0.020	< 0.020	< 0.0064	< 0.0064	< 0.0064
Thallium	mg/L	< 0.002	< 0.002	< 0.002	< 0.002	< 0.002	< 0.002	< 0.002	< 0.02	< 0.0200	< 0.0200	< 0.0200	< 0.0200	< 0.0010	< 0.0010	< 0.00025	< 0.00025	< 0.00025
Vanadium (fume or dust)	mg/L	< 0.01	< 0.01	< 0.01	< 0.01	< 0.01	< 0.01	< 0.01	< 0.01	< 0.0100	< 0.0100	< 0.0100	< 0.0100	< 0.010	< 0.010	< 0.0024	< 0.0024	< 0.0024
Zinc	mg/L	< 0.02	< 0.02	**0.023**	< 0.02	< 0.02	< 0.02	< 0.02	< 0.02	< 0.0200	**0.132**	< 0.0200	< 0.0200	**0.038**	< 0.020	< 0.0087	< 0.0087	**0.018 J**

Notes:
ISCO - *in-situ* chemical oxidation

Data Qualifier Defintions:
-- - Not analyzed
B (Inorganics) - Estimated analyte concentration
D - Analyte concentration reported from secondary dilution
DB - Analyte concentration reported from secondary dilution; analyte detected in method blank
H - Holding time exceeded for sample
J - Estimated analyte concentration
JB (Organic) - Estimated analyte concentration; analyte detected in method blank
Bold = Exceeds the laboratory detection limit
JM (Organic) - Estimated analyte concentration; spike sample recovery outside control limits
M (Organic) - Spike sample recovery outside control limits
N - Spike sample recovery outside of control limits
R - Sample data results rejected due to deficiencies in the ability to meet quality control standards
< - Analyte not detected at referenced detection limit
UJ - Analyte not detected; low method bias and/or matrix interference
UN - Analyte not detected; spiked sample recovery outside of control limits
UR - Analyte not detected; data rejected
UWN - Analyte not detected; post digestion spike and spike sample recovery outside control limits

Appendix E-1
Summary of Historical Groundwater Sampling Data - Alluvium, Galliard, and Saprolite Monitoring Wells
January 2001 through January 2019
Atlanta Gas Light Company
Former Manufactured Gas Plant Site
Augusta, Georgia

Chemical Name	Location ID	MW-501S	MW-501S	MW-501S	MW-501S	MW-501S	MW-501S	MW-501S	MW-501S	MW-501S	MW-501S	MW-501S	MW-501S	MW-501S	MW-501S	MW-501S	MW-501S	MW-501S	MW-501S	MW-501S	MW-501S	MW-501S	MW-501S	MW-501S	MW-501S	MW-501S	MW-501S	MW-501S	MW-501S	MW-501S
	Sample Date	1/24/2019	1/24/2019 DUP	7/18/2018	7/18/2018 DUP	1/25/2018	1/25/2018 DUP	7/27/2017	7/27/2017 DUP	1/26/2017	1/26/2017 DUP	7/28/2016	7/28/2016 DUP	1/21/2016	1/21/2016 DUP	7/30/2015	1/15/2015	7/17/2014	1/13/2014	7/10/2013	1/9/2013	7/26/2012	1/19/2012	7/7/2011	1/19/2011	7/19/2010	1/5/2010	1/14/2009	7/15/2008	1/8/2008	2/14/2007
	Unit	Post-ISCO																												
Field Parameters																														
Conductivity	mS/cm	0.058	0.058	0.226	0.226	0.554	0.554	0.424	0.424	0.416	0.416	0.579	0.579	0.598	0.598	739	0.642	0.510	0.546	0.840	0.693	0.782	0.748	0.730	6.080	0.903	0.832	0.869	0.971	1.101	1.058
Dissolved Oxygen (YSI)	mg/L	7.93	7.93	0.12	0.12	0.43	0.43	0.15	0.15	0.35	0.35	0.18	0.18	0.56	0.56	0.22	0.90	0.21	1.27	0.23	0.30	0.52	0.35	0.27	6.76	0.76	4.45	0.91	1.25	0.33	2.58
Oxidation Reduction Potential	mV	104.2	104.2	-36.1	-36.1	2.5	2.5	-62.5	-62.5	29	29	-42.2	-42.2	21.3	21.3	-34.7	65.4	-165.2	142.8	-53.3	19.6	52.0	-56.3	-55.8	309.7	-58.2	-20.5	24.4	24	67.4	14.6
pH	SU	6.13	6.13	6.31	6.31	6.8	6.8	6.54	6.54	6.68	6.68	6.46	6.46	6.59	6.59	6.76	6.35	6.45	6.65	6.29	6.57	6.29	6.46	6.50	0.142	6.53	6.15	6.55	6.41	6.31	6.49
Temperature	Celsius	15.08	15.08	25.78	25.78	14.92	14.92	25.94	25.94	17.52	17.52	25.8	25.8	16.72	16.72	27.7	12.4	23.98	17.47	23.38	19.34	28.30	18.89	24.02	16.39	26.56	12.01	16.37	23.88	19.16	16.44
Turbidity	NTU	97.8	97.8	8.65	8.65	1.38	1.38	1.45	1.45	6.13	6.13	7.01	7.01	8.7	8.7	0.86	8.60	7.06	6.46	1.52	0.61	1.0	68.0	1.25	8.93	5.0	3.77	4.78	1.8	2.95	4.52
Monitored Natural Attenuation Parameters																														
Carbon Dioxide	µg/L	--	--	--	--	--	--	--	--	--	--	--	--	--	--	--	323	406	393	425	110	96	2,200	1,400 B	120	940 B	1,100	1,700	4,200	< 1000	< 1000
Iron, as Ferrous (Fe+2)	mg/L	--	--	--	--	--	--	--	--	--	--	--	--	--	--	--	< 4	170	28	97	9.8	1.7	21	7.0	< 0.19	3.6	31	16	2.2	9.9	19
Methane	µg/L	--	--	--	--	--	--	--	--	--	--	--	--	--	--	--	< 4	170	28	97	9.8	1.7	21	7.0	< 0.19	3.6	31	16	2.2	9.9	19
Nitrate	mg/L	--	--	--	--	--	--	--	--	--	--	--	--	--	--	--	< 0.25	< 0.25	< 0.25	< 0.25	< 0.25	< 0.25	< 0.075	< 0.075	< 0.36	<1.1	<1.1	0.030 J	<0.50	< 0.25	0.63
Oxygen	mg/L	--	--	--	--	--	--	--	--	--	--	--	--	--	--	--	8.62 H	7.4 H	7.39 H	6.71 H	6.1	7.9	1.2	2.1	1.6	1.1	1.4	1.1	0.80	2.1	5.7
Sulfate	mg/L	--	--	--	--	--	--	--	--	--	--	--	--	--	--	--	61	62	89	81	75	82	80	81	11	140	160	150	150	160	150
Volatile Organic Compounds																														
Acetone	µg/L	< 50	< 1000	< 50	< 50	< 50	< 50	< 50	< 50	< 50	< 50	< 50	< 50	< 50	< 50	< 50	< 50	< 50	< 50	< 50	< 100	< 100	< 5.0	< 5.0	< 5.0	< 100	< 100	< 100	**7.6 J**	< 50	< 50
Benzene	µg/L	< 5.0	< 100	< 5.0	< 5.0	< 5.0	< 5.0	< 5.0	< 5.0	< 5.0	< 5.0	< 5.0	< 5.0	< 50	< 50	< 5.0	**35**	< 5.0	< 5.0	< 5.0	< 5.0	< 5.0	< 0.25	< 0.25	< 0.25	**0.37 J**	< 5.0	< 5.0	< 5.0	< 5.0	< 5.0
Carbon Disulfide	µg/L	< 5.0	< 100	< 5.0	< 5.0	< 5.0	< 5.0	< 5.0	< 5.0	< 5.0	< 5.0	< 5.0	< 5.0	< 50	< 50	< 5.0	< 5.0	< 5.0	< 5.0	< 5.0	< 5.0	< 5.0	< 0.60	< 0.60	**1.9 J**	< 5.0	< 5.0	< 5.0	< 5.0	< 5.0	< 5.0
Ethylbenzene	µg/L	< 5.0	< 100	< 5.0	< 5.0	< 5.0	< 5.0	< 5.0	< 5.0	< 5.0	< 5.0	< 5.0	< 5.0	< 50	< 50	< 5.0	5.3	< 5.0	< 5.0	< 5.0	< 5.0	< 5.0	< 0.11	< 0.11	< 0.11	**0.20 J**	< 5.0	< 5.0	< 5.0	< 5.0	< 5.0
Methylene Chloride	µg/L	< 5.0	< 100	< 5.0	< 5.0	< 5.0	< 5.0	< 5.0	< 5.0	< 5.0	< 5.0	< 5.0	< 5.0	< 50	< 50	< 5.0	< 5.0	< 5.0	< 5.0	< 5.0	< 5.0	< 5.0	< 1.0	< 1.0	< 1.0	< 5.0	< 5.0	< 5.0	< 5.0	< 5.0	< 5.0
Toluene	µg/L	< 5.0	< 100	< 5.0	< 5.0	< 5.0	< 5.0	< 5.0	< 5.0	< 5.0	< 5.0	< 5.0	< 5.0	< 50	< 50	< 5.0	**7.4**	< 5.0	< 5.0	< 5.0	< 5.0	< 5.0	< 0.33	< 0.33	**0.91 J**	< 5.0	< 5.0	< 5.0	**0.4 J**	< 5.0	< 5.0
Trichloroethylene	µg/L	< 5.0	< 100	< 5.0	< 5.0	< 5.0	< 5.0	< 5.0	< 5.0	< 5.0	< 5.0	< 5.0	< 5.0	< 50	< 50	< 5.0	< 5.0	< 5.0	< 5.0	< 5.0	< 5.0	< 5.0	< 0.13	< 0.13	< 0.13	< 5.0	< 5.0	< 5.0	< 5.0	< 5.0	< 5.0
Xylenes, total	µg/L	< 5.0	< 100	< 5.0	< 5.0	< 5.0	< 5.0	< 5.0	< 5.0	< 5.0	< 5.0	< 5.0	< 5.0	< 50	< 50	< 5.0	< 250	< 5.0	< 5.0	< 5.0	< 5.0	< 5.0	< 0.20	< 0.20	< 0.20	< 5.0	< 5.0	< 5.0	< 5.0	< 5.0	< 5.0
Semivolatile Organic Compounds																														
Acenaphthene	µg/L	< 0.5	< 0.5	< 0.5	< 0.5	< 0.5	< 0.5	< 0.5	< 0.5	< 0.5	< 0.5	< 0.5	< 0.5	< 0.5	< 0.5	< 0.5	< 0.50	< 0.50	< 0.50	< 0.50	<0.20	< 0.19	< 0.094	< 0.097	< 0.095	< 0.20	< 0.19	< 0.19	< 0.19	< 10	< 10
Acenaphthylene	µg/L	< 1.0	< 1.0	< 1.0	< 1.0	< 1.0	< 1.0	< 1.0	< 1.0	< 1.0	< 1.0	< 1.0	< 1.0	< 1.0	< 1.0	< 1.0	< 1.0	< 1.0	< 1.0	< 1.0	<0.20	< 0.19	< 0.094	< 0.097	< 0.095	< 0.20	< 0.19	< 0.19	< 0.19	< 10	< 10
Anthracene	µg/L	< 0.05	< 0.05	< 0.05	< 0.05	< 0.05	< 0.05	< 0.05	< 0.05	< 0.05	< 0.05	< 0.05	< 0.05	< 0.05	< 0.05	< 0.05	< 0.050	< 0.050	< 0.050	< 0.050	<0.20	< 0.19	< 0.094	< 0.097	< 0.095	< 0.20	< 0.19	< 0.19	< 0.19	< 10	< 10
Benz(a)anthracene	µg/L	< 0.05	< 0.05	< 0.05	< 0.05	< 0.05	< 0.05	< 0.05	< 0.05	< 0.05	< 0.05	< 0.05	< 0.05	< 0.05	< 0.05	< 0.05	< 0.050	< 0.050	< 0.050	< 0.050	<0.20	< 0.19	< 0.094	< 0.097	< 0.095	< 0.20	< 0.19	< 0.19	**0.031 J**	<0.050	<0.050
Benzo(a)pyrene	µg/L	< 0.05	< 0.05	< 0.05	< 0.05	< 0.05	< 0.05	< 0.05	< 0.05	< 0.05	< 0.05	< 0.05	< 0.05	< 0.05	< 0.05	< 0.05	< 0.050	< 0.050	< 0.050	< 0.050	<0.20	< 0.19	< 0.094	< 0.097	< 0.095	< 0.20	< 0.19	< 0.19	< 0.19	<0.050	<0.050
Benzo(b)fluoranthene	µg/L	< 0.1	< 0.1	< 0.1	< 0.1	< 0.1	< 0.1	< 0.1	< 0.1	< 0.1	< 0.1	< 0.1	< 0.1	< 0.1	< 0.1	< 0.1	< 0.10	< 0.10	< 0.10	< 0.10	<0.20	< 0.19	< 0.094	< 0.097	< 0.095	< 0.20	< 0.19	< 0.19	< 0.19	<0.10	<0.10
Benzo(g,h,i)perylene	µg/L	< 0.1	< 0.1	< 0.1	< 0.1	< 0.1	< 0.1	< 0.1	< 0.1	< 0.1	< 0.1	< 0.1	< 0.1	< 0.1	< 0.1	< 0.1	< 0.10	< 0.10	< 0.10	< 0.10	<0.20	< 0.19	< 0.094	< 0.097	< 0.095	< 0.20	< 0.19	< 0.19	< 0.19	< 10	< 10
Benzo(k)fluoranthene	µg/L	< 0.05	< 0.05	< 0.05	< 0.05	< 0.05	< 0.05	< 0.05	< 0.05	< 0.05	< 0.05	< 0.05	< 0.05	< 0.05	< 0.05	< 0.05	< 0.050	< 0.050	< 0.050	< 0.050	<0.20	**0.20**	< 0.094	< 0.097	< 0.095	< 0.20	< 0.19	< 0.19	< 0.19	< 10	< 10
Chrysene	µg/L	< 0.05	< 0.05	< 0.05	< 0.05	< 0.05	< 0.05	< 0.05	< 0.05	< 0.05	< 0.05	< 0.05	< 0.05	< 0.05	< 0.05	< 0.05	< 0.050	< 0.050	< 0.050	< 0.050	<0.20	< 0.19	< 0.042	< 0.044	< 0.043	< 0.20	< 0.19	< 0.19	< 0.19	<0.050	<0.050
Dibenzo(a,h)anthracene	µg/L	< 0.1	< 0.1	< 0.1	< 0.1	< 0.1	< 0.1	< 0.1	< 0.1	< 0.1	< 0.1	< 0.1	< 0.1	< 0.1	< 0.1	< 0.1	< 0.10	< 0.10	< 0.10	< 0.10	<0.20	< 0.19	< 0.094	< 0.097	< 0.095	< 0.20	< 0.19	< 0.19	< 0.19	<0.10	<0.10
Fluoranthene	µg/L	< 0.1	< 0.1	< 0.1	< 0.1	< 0.1	< 0.1	< 0.1	< 0.1	< 0.1	< 0.1	< 0.1	< 0.1	< 0.1	< 0.1	< 0.1	< 0.10	< 0.10	< 0.10	< 0.10	<0.20	< 0.19	< 0.094	< 0.097	< 0.095	< 0.20	< 0.19	< 0.19	**0.050 J**	< 10	< 10
Fluorene	µg/L	< 0.1	< 0.1	< 0.1	< 0.1	< 0.1	< 0.1	< 0.1	< 0.1	< 0.1	< 0.1	< 0.1	< 0.1	< 0.1	< 0.1	< 0.1	< 0.10	< 0.10	< 0.10	< 0.10	<0.20	< 0.19	< 0.094	< 0.097	< 0.095	< 0.20	< 0.19	< 0.19	< 0.19	< 10	< 10
Indeno(1,2,3-cd)pyrene	µg/L	< 0.05	< 0.05	< 0.05	< 0.05	< 0.05	< 0.05	< 0.05	< 0.05	< 0.05	< 0.05	< 0.05	< 0.05	< 0.05	< 0.05	< 0.05	< 0.050	< 0.050	< 0.050	< 0.050	<0.20	< 0.19	< 0.094	< 0.097	< 0.095	< 0.20	< 0.19	< 0.19	< 0.19	<0.050	<0.050
Naphthalene	µg/L	< 0.5	< 0.5	< 0.5	< 0.5	< 0.5	< 0.5	< 0.5	< 0.5	< 0.5	< 0.5	< 0.5	< 0.5	< 0.5	< 0.5	< 0.5	**5.0**	< 0.50	< 0.50	< 0.50	<0.20	< 0.19	**0.21**	< 0.097	< 0.095	< 0.20	< 0.19	< 0.19	**0.21**	< 10	< 10
Phenanthrene	µg/L	< 0.05	< 0.05	< 0.05	< 0.05	< 0.05	< 0.05	< 0.05	< 0.05	< 0.05	< 0.05	< 0.05	< 0.05	< 0.05	< 0.05	< 0.05	< 0.50	< 0.050	< 0.050	< 0.050	<0.20	< 0.19	< 0.094	< 0.097	< 0.095	< 0.20	< 0.19	< 0.19	< 0.19	< 10	< 10
Pyrene	µg/L	< 0.05	< 0.05	< 0.05	< 0.05	< 0.05	< 0.05	< 0.05	< 0.05	< 0.05	< 0.05	< 0.05	**0.055**	< 0.05	< 0.05	< 0.05	< 0.050	< 0.050	< 0.050	< 0.050	<0.20	< 0.19	< 0.094	< 0.097	< 0.095	< 0.20	<0.19	**0.023 J**	**0.063 J**	< 10	< 10
Inorganic Compounds																														
Antimony	mg/L	< 0.006	< 0.006	< 0.006	< 0.006	< 0.006	< 0.006	< 0.006	< 0.006	< 0.006	< 0.006	< 0.006	< 0.006	< 0.006	< 0.006	< 0.02	< 0.0200	< 0.0200	< 0.0200	< 0.0200	< 0.020	< 0.020	< 0.0053	< 0.0053	< 0.0053	**0.0053 J**	< 0.020	< 0.020	< 0.020	< 0.0200	< 0.0200
Arsenic	mg/L	< 0.05	< 0.05	< 0.05	< 0.05	< 0.05	< 0.05	< 0.05	< 0.05	< 0.05	< 0.05	< 0.05	< 0.05	< 0.05	< 0.05	< 0.05	< 0.0500	< 0.0500	< 0.0500	< 0.0500	< 0.020	< 0.020	**0.0073 J**	< 0.0046	< 0.0046	< 0.020	< 0.010	< 0.010	< 0.010	< 0.0500	< 0.0500
Barium	mg/L	**0.0122 J**	**0.0119 J**	**0.0363**	**0.035**	**0.093**	**0.0813**	**0.0796**	**0.0804**	**0.0453**	**0.0516**	**0.15**	**0.173**	**0.106**	**0.105**	**0.152**	**0.103**	**0.165**	**0.117**	**0.184**	**0.17**	**0.15**	**0.25**	**0.17**	**0.015**	**0.14**	**0.19**	**0.12**	**0.13**	**0.0754**	**0.290**
Beryllium	mg/L	< 0.004	< 0.004	< 0.004	< 0.004	< 0.004	< 0.004	< 0.004	< 0.004	< 0.004	< 0.004	< 0.004	< 0.004	< 0.004	< 0.004	< 0.01	< 0.0100	< 0.0100	< 0.0100	< 0.0100	< 0.0040	< 0.0040	< 0.00020	< 0.00020	**0.00028 J**	< 0.0040	< 0.0040	< 0.0040	< 0.0040	< 0.0100	< 0.0100
Cadmium	mg/L	**0.00731 J**	**0.0079 J**	< 0.005	< 0.005	< 0.005	< 0.005	< 0.005	< 0.005	< 0.005	< 0.005	< 0.005	< 0.005	< 0.005	< 0.005	< 0.005	**0.0153**	< 0.0050	**0.0375**	< 0.0050	<0.0050	**0.0083**	**0.0085**	< 0.0020	**0.012**	< 0.0050	< 0.0050	< 0.0050	< 0.0050	< 0.0050	< 0.0050
Chromium	mg/L	< 0.01	< 0.01	< 0.01	< 0.01	< 0.01	< 0.01	< 0.01	< 0.01	< 0.01	< 0.01	< 0.01	< 0.01	< 0.01	< 0.01	< 0.01	< 0.0100	< 0.0100	< 0.0100	< 0.0100	< 0.010	< 0.010	**0.0023 J**	**0.0015 J**	**0.0026 J**	**0.0016 J**	<0.010	**0.0016 J**	**0.0020 J**	< 0.0100	**0.0296**
Copper	mg/L	< 0.01	< 0.01	< 0.01	< 0.01	< 0.01	< 0.01	< 0.01	< 0.01	< 0.01	< 0.01	< 0.01	< 0.01	< 0.01	< 0.01	< 0.01	< 0.0100	< 0.0100	< 0.0100	< 0.0100	< 0.020	< 0.020	< 0.0019	< 0.0019	**0.014 JB**	**0.0022 J**	< 0.020	< 0.020	< 0.020	< 0.0100	**0.0403**
Cyanide	mg/L	< 0.01	< 0.01	**0.016**	< 0.01	< 0.01	< 0.01	< 0.01	< 0.01	< 0.01	< 0.01	< 0.01	< 0.01	< 0.01	< 0.01	< 0.01	< 0.010	< 0.010	< 0.010	< 0.010	< 0.010	< 0.010	< 0.0050	< 0.0050	< 0.0050	< 0.010	**0.018**	< 0.010	**0.0070 J**	< 0.010	< 0.010
Lead	mg/L	< 0.01	< 0.01	< 0.01	< 0.01	< 0.01	< 0.01	< 0.01	< 0.01	< 0.01	< 0.01	< 0.01	< 0.01	< 0.01	< 0.01	< 0.01	< 0.0100	< 0.0100	< 0.0100	< 0.0100	< 0.010	< 0.010	< 0.0040	< 0.0040	< 0.0040	< 0.010	< 0.010	< 0.0050	< 0.0050	< 0.0100	**0.0342**
Mercury	mg/L	< 0.0002	< 0.0002	< 0.0002	< 0.0002	< 0.0002	< 0.0002	< 0.0002	< 0.0002	< 0.0002	< 0.0002	< 0.0002	< 0.0002	< 0.0002	< 0.0002	< 0.0002	< 0.00020	< 0.00020	< 0.00020	< 0.00020	< 0.00020	< 0.00020	< 0.000091	< 0.000091	< 0.000091	< 0.00020	< 0.00020	< 0.00020	< 0.00020	< 0.00020	< 0.00020
Nickel	mg/L	< 0.02	< 0.02	< 0.02	< 0.02	< 0.02	< 0.02	< 0.02	< 0.02	< 0.02	< 0.02	< 0.02	< 0.02	< 0.02	< 0.02	< 0.02	< 0.0200	< 0.0200	< 0.0200	< 0.0200	< 0.040	< 0.040	< 0.0023	< 0.0023	< 0.0023	< 0.040	< 0.040	< 0.040	< 0.040	< 0.0200	< 0.0200
Selenium	mg/L	< 0.02	< 0.02	< 0.02	< 0.02	< 0.02	< 0.02	< 0.02	< 0.02	< 0.02	< 0.02	< 0.02	< 0.02	< 0.02	< 0.02	< 0.02	< 0.0200	< 0.0200	< 0.0200	< 0.0200	< 0.020	< 0.020	< 0.0064	< 0.0064	< 0.0064	< 0.010	< 0.010	< 0.010	**0.0045 J**	< 0.0200	< 0.0200
Thallium	mg/L	< 0.002	< 0.002	< 0.002	< 0.002	< 0.002	< 0.002	< 0.002	< 0.002	< 0.002	< 0.002	< 0.002	< 0.002	< 0.002	< 0.002	< 0.02	< 0.0200	< 0.0200	< 0.0200	< 0.0200	< 0.0010	< 0.0010	< 0.00025	< 0.00025	< 0.00025	< 0.0010	< 0.0010	< 0.0010	< 0.0010	< 1.00	< 1.00
Vanadium (fume or dust)	mg/L	< 0.01	< 0.01	< 0.01	< 0.01	< 0.01	< 0.01	< 0.01	< 0.01	< 0.01	< 0.01	< 0.01	< 0.01	< 0.01	< 0.01	< 0.01	< 0.0100	< 0.0100	< 0.0100	< 0.0100	< 0.010	< 0.010	**0.0045 J**	< 0.0024	**0.0029 J**	< 0.010	< 0.010	< 0.010	**0.0020 J**	< 0.0100	**0.0387**
Zinc	mg/L	< 0.02	< 0.02	< 0.02	< 0.02	< 0.02	< 0.02	< 0.02	< 0.02	< 0.02	< 0.02	< 0.02	< 0.02	**0.0308 J**	**0.0221 J**	**0.0276**	< 0.0200	< 0.0200	**0.043**	**0.0265**	< 0.020	< 0.020	**0.033**	< 0.0087	**0.026**	**0.010 J**	<0.020	**0.032**	< 0.020	< 0.0200	**0.0939**

Notes:
ISCO - *in-situ* chemical oxidation

Data Qualifier Defintions:
-- - Not analyzed
B (Inorganics) - Estimated analyte concentration
D - Analyte concentration reported from secondary dilution
DB - Analyte concentration reported from secondary dilution; analyte detected in method blank
H - Holding time exceeded for sample
J - Estimated analyte concentration
JB (Organic) - Estimated analyte concentration; analyte detected in method blank
Bold = Exceeds the laboratory detection limit
JM (Organic) - Estimated analyte concentration; spike sample recovery outside control limits
M (Organic) - Spike sample recovery outside control limits
N - Spike sample recovery outside of control limits
R - Sample data results rejected due to deficiencies in the ability to meet quality control standards
< - Analyte not detected at referenced detection limit
UJ - Analyte not detected; low method bias and/or matrix interference
UN - Analyte not detected; spiked sample recovery outside of control limits
UR - Analyte not detected; data rejected
UWN - Analyte not detected; post digestion spike and spike sample recovery outside control limits

Appendix E-1
Summary of Historical Groundwater Sampling Data - Alluvium, Galliard, and Saprolite Monitoring Wells
January 2001 through January 2019
Atlanta Gas Light Company
Former Manufactured Gas Plant Site
Augusta, Georgia

Chemical Name	Location ID	MW-505D	MW-505D	MW-505D	MW-505D	MW-505D	MW-505D	MW-505D	MW-505D	MW-505D	MW-505D	MW-505D	MW-505D	MW-505D	MW-505D	MW-505D	MW-505D	MW-505D	MW-505D	MW-505D	MW-505D	MW-505D	MW-505D	MW-505D	MW-505D	MW-505D	MW-505D	MW-505D
	Sample Date	1/22/2019	7/19/2018	1/23/2018	7/25/2017	1/24/2017	7/26/2016	1/19/2016	7/29/2015	1/15/2015	7/15/2014	1/8/2014	7/11/2013	1/8/2013	7/26/2012	1/24/2012	7/5/2011	07/11/11 DUP	1/18/2011	7/14/2010	1/6/2010	7/28/2009	07/09/09 DUP	1/20/2009	01/09/09 DUP	7/15/2008	1/9/2008	7/11/2007	2/15/2007
	Unit	Post-ISCO																										
Field Parameters																												
Conductivity	mS/cm	0.672	0.634	0.632	0.53	0.58	0.611	0.535	654	0.434	0.660	0.591	0.631	0.523	0.565	0.307	0.558	0.558	2.240	0.540	0.432	0.538	0.538	4.420	4.420	0.514	0.607	0.554	0.649
Dissolved Oxygen (YSI)	mg/L	0.43	0.24	0.24	0.19	0.27	1.81	0.32	0.26	0.29	0.10	0.90	0.22	0.44	1.32	3.82	0.23	0.23	6.4	0.64	0.51	3.17	3.17	6.1	6.1	0.23	0.22	0.28	0.64
Oxidation Reduction Potential	mV	-30.5	19.6	-33.2	-5.2	-58.9	-35.4	-48.1	-44.2	-67	-67.3	-37.8	-44.8	8.7	-33.0	-18.2	-34.9	-34.9	-47.8	-167.7	2.9	-9.0	-9.0	100	100	-179.4	-59.0	-9.6	-35.0
pH	SU	6.51	6.92	6.11	5.71	6.25	6.71	6.09	6.1	6.07	6.15	6.15	6.14	6.05	6.26	6.29	6.15	6.15	0.484	6.18	6.82	6.28	6.28	0.422	0.422	6.08	6.11	6.08	6.15
Temperature	Celsius	19.12	22.47	19.53	20.89	19.46	19.93	18.88	29.7	15.7	22.37	18.21	21.77	17.92	22.01	20.25	23.87	23.87	17.63	22.14	14.21	22.53	22.53	15.99	15.99	22.56	19.12	22.09	17.49
Turbidity	NTU	2.13	0.44	1.37	2.7	1.37	2.43	2.22	8.59	9.8	6.69	7.15	4.40	0.70	3.01	8.71	5.77	5.77	22.9	6.7	5.23	5.8	5.8	2.9	2.9	9.63	5.28	4.2	6.87
Monitored Natural Attenuation Parameters																													
Carbon Dioxide	µg/L	--	--	--	--	--	--	--	--	499	285	632	375	240	140	2,600 B	2,400 B	2,200 J B	2,100	2,100 B	1,400	1,800 *	1,800 *	910	1,100	1,600	< 1,000	< 1,000	--
Iron, as Ferrous (Fe+2)	mg/L	--	--	--	--	--	--	--	--	23.4	38.1	30.6	31.6 H	27 HF	14 HF	5.8 HF	13 HF	13 HF	23 HF	21 HF	23 HF	6.2 HF	7.3 HF	< 0.10 HF	< 0.10 HF	19	23.4	29.0	28.5
Methane	µg/L	--	--	--	--	--	--	--	--	9,800	7,000	6,400	6,900	6,100	1,500	1,100	1,900	1,300	2,500	1700	1400	440	< 0.19	270	1000	350	1,000	2,900	2,400
Nitrate	mg/L	--	--	--	--	--	--	--	--	< 0.25	< 0.25	< 0.25	< 0.25	< 0.25	< 0.25	< 0.075	0.12 J	< 0.075	< 0.36	< 1.1	< 1.1	< 1.1	< 1.1	< 0.050	< 0.050	< 0.50	< 0.25	< 0.25	< 0.25
Oxygen	mg/L	--	--	--	--	--	--	--	--	7.58 H	4.81 H	6.54 H	5.10 H	4.6	6.3	1.6	1.4	1.5	1.2	1.3	2.0	1.1	1.1	1.4	1.4	1.0	1.6	0.99	1.5
Sulfate	mg/L	--	--	--	--	--	--	--	--	< 1.0	< 1.0	< 1.0	< 1.0	< 5.0	< 5.0	< 2.6	3.9 J	4.0 J	5.3	8.2	11	16	17	18	17	21	30	20	17
Volatile Organic Compounds																													
Acetone	µg/L	< 50	< 50	< 50	< 50	< 50	< 50	< 50	< 50	< 50	< 50	< 50	< 50	< 100	< 100	< 5.0	**5.5 J**	< 5.0	< 5.0	**7.8 J**	< 100	< 100	< 100	< 100	< 100	< 100	< 50	< 50	< 50
Benzene	µg/L	< 5.0	< 5.0	< 5.0	< 5.0	< 5.0	< 5.0	< 5.0	< 5.0	< 250	< 5.0	< 5.0	< 5.0	< 5.0	< 5.0	**2.2 J**	**2.2 J**	**2.5 J**	**2.5 J**	**1.8 J**	< 5.0	< 5.0	< 5.0	**1.8 J**	**2.6 J**	**3.1 J**	< 5.0	< 5	< 5
Carbon Disulfide	µg/L	< 5.0	< 5.0	< 5.0	< 5.0	< 5.0	< 5.0	< 5.0	< 5.0	< 5.0	< 5.0	< 5.0	< 5.0	< 5.0	< 5.0	< 0.60	< 0.60 *	< 0.60	< 0.60	< 5.0	< 5.0	< 5.0	< 5.0	< 5.0	< 5.0	< 5.0	< 5.0	< 5	< 5
Ethylbenzene	µg/L	< 5.0	< 5.0	< 5.0	< 5.0	< 5.0	< 5.0	< 5.0	**5.9**	**13**	**34**	**67**	**64**	**79**	< 5.0	**0.35 J**	**0.17 J**	**0.21 J**	**0.25 J**	< 5.0	< 5.0	< 5.0	< 5.0	< 5.0	< 5.0	< 5.0	< 5.0	< 5	< 5
Methylene Chloride	µg/L	< 5.0	< 5.0	< 5.0	< 5.0	< 5.0	< 5.0	< 5.0	< 5.0	< 5.0	< 5.0	< 5.0	< 5.0	< 5.0	< 5.0	< 1.0	**3.4 J B ***	**2.8 J B**	< 1.0	< 5.0	< 5.0	< 5.0	< 5.0	< 5.0	**0.58 J**	**0.53 J**	< 5.0	< 5.0	< 5
Toluene	µg/L	< 5.0	< 5.0	< 5.0	< 5.0	< 5.0	< 5.0	< 5.0	< 5.0	< 5.0	< 5.0	< 5.0	< 5.0	**11**	< 5.0	< 0.33	< 0.33	< 0.33	< 0.33	< 5.0	< 5.0	< 5.0	< 5.0	< 5.0	< 5.0	< 5.0	< 5.0	< 5	< 5
Trichloroethylene	µg/L	< 5.0	< 5.0	< 5.0	< 5.0	< 5.0	< 5.0	< 5.0	< 5.0	< 5.0	< 5.0	< 5.0	< 5.0	< 5.0	< 5.0	< 0.13	< 0.13	< 0.13	< 0.13	< 5.0	< 5.0	< 5.0	< 5.0	< 5.0	< 5.0	< 5.0	< 5.0	< 5	< 5
Xylenes, total	µg/L	< 5.0	< 5.0	< 5.0	< 5.0	< 5.0	< 5.0	< 5.0	< 5.0	**6.8**	**14**	**59**	**43**	**61**	< 5.0	**0.96 J**	**0.31 J**	**0.55 J**	**0.91 J**	**0.27 J**	< 5.0	< 5.0	< 5.0	< 5.0	< 5.0	< 5.0	< 5.0	< 5	< 5
Semivolatile Organic Compounds																													
Acenaphthene	µg/L	**7.4**	**8.8 J**	**93**	**16**	**16**	**14**	**11**	**9.5**	< 0.50	**47**	**55**	**56**	**6.6**	**36**	**87**	**51**	**71**	**63**	**36**	**48**	**51 D**	**52 D**	**29**	**34**	**54**	**53**	**37**	**33**
Acenaphthylene	µg/L	< 1.0	< 1.0	< 1.0	< 1.0	< 1.0	< 1.0	< 1.0	< 1.0	< 1.0	< 1.0	**1.1**	**2.5**	< 2.0	**7.7**	**7.6**	**14**	**18**	**17**	**14**	**23**	**26 D**	**25 D**	**16**	**17**	**14**	**40**	**20**	**20**
Anthracene	µg/L	**0.13**	**0.2 J**	**0.28**	**0.22**	**0.32**	**0.25**	**0.28**	**0.31**	< 0.050	**0.8**	**1.3**	**1.0**	< 2.0	< 1.9	**0.54**	**0.16 J**	**0.26**	**0.14 J**	< 0.19	<0.99	< 0.19	< 0.20	**0.056 J**	**0.055 J**	**0.064 J**	< 10	< 10	< 10
Benz(a)anthracene	µg/L	< 0.05	< 0.05	< 0.05	< 0.05	< 0.05	< 0.05	< 0.05	< 0.05	< 0.050	**0.29**	< 0.050	< 0.050	< 2.0	< 1.9	< 0.11	< 0.15	< 0.10	< 0.096	< 0.19	<0.99	< 0.19	< 0.20	< 0.19	< 0.19	< 0.19	< 0.050	< 0.05	< 0.05
Benzo(a)pyrene	µg/L	< 0.05	< 0.05	< 0.05	< 0.05	< 0.05	< 0.05	< 0.05	< 0.05	**0.051**	**0.16**	< 0.050	< 0.050	< 2.0	< 1.9	< 0.11	< 0.15	< 0.10	< 0.096	< 0.19	<0.99	< 0.19	< 0.20	< 0.19	< 0.19	< 0.19	< 0.050	< 0.05	< 0.05
Benzo(b)fluoranthene	µg/L	< 0.1	< 0.1	< 0.1	< 0.1	< 0.1	< 0.1	< 0.1	< 0.1	< 0.10	**0.36**	< 0.10	< 0.10	< 2.0	< 1.9	< 0.11	< 0.15	< 0.10	< 0.096	< 0.19	<0.99	< 0.19	< 0.20	< 0.19	< 0.19	< 0.19	< 0.10	< 0.1	< 0.1
Benzo(g,h,i)perylene	µg/L	< 0.1	< 0.1	< 0.1	< 0.1	< 0.1	< 0.1	< 0.1	< 0.1	**0.11**	< 0.10	< 0.10	< 0.10	< 2.0	< 1.9	< 0.11	< 0.15	< 0.10	< 0.096	< 0.19	<0.99	< 0.19	< 0.20	< 0.19	< 0.19	< 0.19	< 10	< 10	< 10
Benzo(k)fluoranthene	µg/L	< 0.05	< 0.05	< 0.05	< 0.05	< 0.05	< 0.05	< 0.05	< 0.05	< 0.050	**0.3**	< 0.050	< 0.050	< 2.0	< 1.9	< 0.11	< 0.15	< 0.10	< 0.096	< 0.19	<0.99	< 0.19	< 0.20	< 0.19	< 0.19	< 0.19	< 10	< 10	< 10
Chrysene	µg/L	< 0.05	< 0.05	< 0.05	< 0.05	< 0.05	< 0.05	< 0.05	< 0.05	< 0.050	**0.38**	< 0.050	< 0.050	< 2.0	< 1.9	< 0.048	< 0.068	< 0.10	< 0.043	< 0.19	<0.99	< 0.19	< 0.20	< 0.19	< 0.19	< 0.19	< 0.050	< 0.05	< 0.05
Dibenzo(a,h)anthracene	µg/L	< 0.1	< 0.1	< 0.1	< 0.1	< 0.1	< 0.1	< 0.1	< 0.1	**0.11**	**0.31**	< 0.10	< 0.10	< 2.0	< 1.9	< 0.11	< 0.15	< 0.10	< 0.096	< 0.19	<0.99	< 0.19	< 0.20	< 0.19	< 0.19	< 0.19	< 0.10	< 0.1	< 0.1
Fluoranthene	µg/L	**0.28**	**0.42 J**	**0.45**	**0.41**	**0.53**	**0.4**	**0.39**	**0.27**	< 0.10	**0.8**	**1.1**	**1.3**	< 2.0	< 1.9	**0.92**	**0.70**	**0.90**	**0.78**	**0.59**	**1.1**	**0.87**	**0.8**	**0.3**	**0.37**	**0.31**	< 10	< 10	< 10
Fluorene	µg/L	**0.79**	**1.3 J**	**1.6**	**2.2**	**2.6**	**2.4**	**2.0**	**1.9**	< 0.10	**6.1**	**9.5**	**12**	< 2.0	**5.3**	**13**	**10**	**14**	**10**	**3.5**	**5.4**	**7.1**	**7.2**	**3.9**	**4.5**	**5.2**	< 10	< 10	< 10
Indeno(1,2,3-cd)pyrene	µg/L	< 0.05	< 0.05	< 0.05	< 0.05	< 0.05	< 0.05	< 0.05	< 0.05	**0.10**	**0.054**	< 0.050	< 0.050	< 2.0	< 1.9	< 0.11	< 0.15	< 0.10	< 0.096	< 0.19	<0.99	< 0.19	< 0.20	< 0.19	< 0.19	< 0.19	< 0.050	< 0.05	< 0.05
Naphthalene	µg/L	**2.3**	**33**	**130**	**59**	**17**	**78**	**51**	**70**	**4.2**	**590**	**840**	**870**	**83**	**49**	**15**	**5.0**	**6.3**	**4.5**	0.18 J	<0.99	< 0.19	< 0.20	**2.3**	**2.3**	**0.16 J**	< 10	< 10	< 10
Phenanthrene	µg/L	**0.66**	**1.1 J**	**1.4**	**1.4**	**1.8**	**1.5**	**1.7**	**1.6**	< 0.50	**4.1**	**8.1**	**7.1**	< 2.0	< 1.9	**2.7**	**0.70**	**1.2**	**0.49**	< 0.19	<0.99	< 0.19	< 0.20	**0.058 J**	**0.061 J**	**0.074 J**	< 10	< 10	< 10
Pyrene	µg/L	**0.4**	**0.61 J**	**0.69**	**0.65**	**0.83**	**0.58**	**0.58**	**0.38**	< 0.050	**0.99**	**1.2**	**1.1**	< 2.0	< 1.9	**0.87**	**0.67**	**0.93**	**0.84**	**0.66**	**1.1**	**0.98**	**0.92**	**0.3**	**0.33**	**0.35**	< 10	< 10	< 10
Inorganic Compounds																													
Antimony	mg/L	< 0.006	< 0.006	< 0.006	< 0.006	< 0.006	< 0.006	< 0.006	< 0.02	< 0.0200	< 0.0200	< 0.0200	< 0.0200	< 0.020	< 0.020	< 0.0053	< 0.0053	< 0.0053	< 0.0053	< 0.020	< 0.020	< 0.020	< 0.020	< 0.020	< 0.020	< 0.020	< 0.0200	< 0.02	< 0.02
Arsenic	mg/L	< 0.05	< 0.05	< 0.05	< 0.05	< 0.05	< 0.05	< 0.05	< 0.05	< 0.0500	< 0.0500	< 0.0500	< 0.0500	< 0.020	< 0.020	< 0.0046	< 0.0046	< 0.0046	< 0.0046	< 0.020	< 0.020	< 0.020	< 0.020	< 0.010	< 0.010	< 0.010	<0.0500	< 0.05	< 0.05
Barium	mg/L	**0.433**	**0.352**	**0.333**	**0.446**	**0.502**	**0.553**	**0.425**	**0.383**	**0.342**	**0.468**	**0.373**	**0.395**	**0.34**	**0.32**	**0.23**	**0.45**	**0.42**	**0.33**	**0.46**	**0.44**	**0.44**	**0.44**	**0.3**	**0.36**	**0.33**	**0.314**	**0.458**	**0.436**
Beryllium	mg/L	< 0.004	< 0.004	< 0.004	< 0.004	< 0.004	< 0.004	< 0.004	< 0.01	< 0.0100	< 0.0100	< 0.0100	< 0.0100	< 0.0040	< 0.0040	< 0.00020	< 0.00020	< 0.00020	< 0.00020	< 0.0040	< 0.0040	< 0.0040	< 0.0040	< 0.0040	< 0.0040	< 0.0040	< 0.0100	< 0.010	< 0.010
Cadmium	mg/L	< 0.005	< 0.005	< 0.005	< 0.005	< 0.005	< 0.005	< 0.005	< 0.005	< 0.0050	< 0.0050	< 0.0050	< 0.0050	< 0.0050	< 0.0050	< 0.0020	< 0.0020	< 0.0020	< 0.0020	< 0.0050	< 0.0050	< 0.0050	< 0.0050	< 0.0050	< 0.0050	< 0.0050	< 0.0050	< 0.005	< 0.005
Chromium	mg/L	< 0.01	< 0.01	< 0.01	< 0.01	< 0.01	< 0.01	< 0.01	< 0.01	< 0.0100	< 0.0100	< 0.0100	< 0.0100	< 0.010	< 0.010	< 0.0012	< 0.0012	< 0.0012	**0.0012 J**	**0.0012 J**	< 0.010	< 0.010	< 0.010	< 0.010	< 0.010	< 0.010	< 0.0100	< 0.010	< 0.010
Copper	mg/L	< 0.01	< 0.01	< 0.01	< 0.01	< 0.01	< 0.01	< 0.01	< 0.01	< 0.0100	< 0.0100	< 0.0100	< 0.0100	< 0.020	< 0.020	< 0.0019	< 0.0019	< 0.0019	< 0.0019	< 0.020	< 0.020	< 0.020	< 0.020	< 0.020	< 0.020	< 0.020	< 0.0100	< 0.010	< 0.010
Cyanide	mg/L	< 0.01	< 0.01	< 0.01	< 0.01	< 0.01	< 0.01	< 0.01	< 0.01	< 0.010	< 0.010	< 0.010	< 0.010	< 0.010	< 0.010	< 0.0050	**0.026**	**0.0057 J**	< 0.0050	< 0.010	< 0.010	< 0.010	< 0.010	< 0.010	**0.0051 J**	< 0.010	< 0.010	< 0.010	< 0.010
Lead	mg/L	< 0.01	< 0.01	< 0.01	< 0.01	< 0.01	< 0.01	< 0.01	< 0.01	< 0.0100	< 0.0100	< 0.0100	< 0.0100	< 0.010	< 0.010	< 0.0040	< 0.0040	< 0.0040	< 0.0040	< 0.010	< 0.010	< 0.010	< 0.010	< 0.0050	< 0.0050	< 0.0050	< 0.0100	< 0.010	< 0.010
Mercury	mg/L	< 0.0002	< 0.0002	< 0.0002	< 0.0002	< 0.0002	< 0.0002	< 0.0002	< 0.0002	< 0.00020	< 0.00020	< 0.00020	< 0.00020	< 0.00020	< 0.00020	< 0.000091	< 0.000091	< 0.000091	< 0.000091	< 0.00020	< 0.00020	< 0.00020	< 0.00020	< 0.00020	< 0.00020	< 0.00020	< 0.00020	< 0.0002	< 0.0002
Nickel	mg/L	< 0.02	< 0.02	< 0.02	< 0.02	< 0.02	< 0.02	< 0.02	< 0.02	< 0.0200	< 0.0200	< 0.0200	< 0.0200	< 0.040	< 0.040	< 0.0023	**0.0092 J**	**0.0033 J**	< 0.0023	**0.0035 J**	< 0.040	< 0.040	< 0.040	< 0.040	< 0.040	< 0.040	< 0.0200	< 0.02	< 0.02
Selenium	mg/L	< 0.02	< 0.02	< 0.02	< 0.02	< 0.02	< 0.02	< 0.02	< 0.02	< 0.0200	< 0.0200	< 0.0200	< 0.0200	< 0.020	< 0.020	< 0.0064	< 0.0064	< 0.0064	< 0.0064	< 0.020	< 0.020	< 0.020	< 0.020	< 0.010	< 0.010	< 0.010	< 0.0200	< 0.02	< 0.02
Thallium	mg/L	< 0.002	< 0.002	< 0.002	< 0.002	< 0.002	< 0.002	< 0.002	< 0.02	< 0.0200	< 0.0200	< 0.0200	< 0.0200	< 0.0010	< 0.0010	< 0.00025	< 0.00025	< 0.00025	< 0.00025	< 0.0010	< 0.0010	< 0.0010	< 0.0010	< 0.0010	< 0.0010	< 0.0010	< 1.00	< 1.00	< 1
Vanadium (fume or dust)	mg/L	< 0.01	< 0.01	< 0.01	< 0.01	< 0.01	< 0.01	< 0.01	< 0.01	< 0.0100	< 0.0100	< 0.0100	< 0.0100	< 0.010	< 0.010	**0.0046 J**	< 0.0024	< 0.0024	< 0.0024	< 0.010	< 0.010	< 0.010	< 0.010	< 0.010	< 0.010	< 0.010	< 0.0100	< 0.010	< 0.010
Zinc	mg/L	< 0.02	< 0.02	< 0.02	< 0.02	< 0.02	< 0.02	< 0.02	**0.0781**	**0.0202**	< 0.0200	< 0.0200	< 0.0200	< 0.020	< 0.020	**0.022**	< 0.0087	< 0.0087	< 0.0087	< 0.020	< 0.020	< 0.020	< 0.020	**0.013 J**	**0.010 J**	< 0.020	< 0.0200	< 0.02	< 0.02

Notes:
ISCO - *in-situ* chemical oxidation

Data Qualifier Defintions:
-- - Not analyzed
B (Inorganics) - Estimated analyte concentration
D - Analyte concentration reported from secondary dilution
DB - Analyte concentration reported from secondary dilution; analyte detected in method blank
H - Holding time exceeded for sample
J - Estimated analyte concentration
JB (Organic) - Estimated analyte concentration; analyte detected in method blank
Bold = Exceeds the laboratory detection limit
JM (Organic) - Estimated analyte concentration; spike sample recovery outside control limits
M (Organic) - Spike sample recovery outside control limits
N - Spike sample recovery outside of control limits
R - Sample data results rejected due to deficiencies in the ability to meet quality control standards
< - Analyte not detected at referenced detection limit
UJ - Analyte not detected; low method bias and/or matrix interference
UN - Analyte not detected; spiked sample recovery outside of control limits
UR - Analyte not detected; data rejected
UWN - Analyte not detected; post digestion spike and spike sample recovery outside control limits

Appendix E-1
Summary of Historical Groundwater Sampling Data - Alluvium, Galliard, and Saprolite Monitoring Wells
January 2001 through January 2019
Atlanta Gas Light Company
Former Manufactured Gas Plant Site
Augusta, Georgia

Chemical Name	Location ID	MW-602	MW-602	MW-602	MW-602	MW-602	MW-602	MW-602	MW-602	MW-602	MW-602	MW-602	MW-602	MW-602	MW-602	MW-602	MW-602	MW-602	MW-603	MW-603	MW-603	MW-603	MW-603	MW-603	MW-607	MW-607	MW-607	MW-607
	Sample Date	1/22/2019	7/18/2018	1/23/2018	7/25/2017	1/24/2017	7/26/2016	1/19/2016	7/28/2015	1/13/2015	7/15/2014	1/7/2014	7/9/2013	1/7/2013	7/23/212	1/17/2012	7/6/2011	1/18/2011	7/11/2013	1/9/2013	7/26/2012	1/17/2012	7/6/2011	1/18/2011	7/28/2017	1/26/2017	7/28/2016	1/21/2016
	Unit	Post-ISCO																	Post-ISCO						Post-ISCO			
Field Parameters																												
Conductivity	mS/cm	0.534	0.542	0.538	0.447	0.503	0.541	0.597	620	0.613	0.683	0.627	0.193	0.576	0.683	0.82	0.801	0.704	1.030	0.896	0.484	0.874	0.918	0.839	1.568	1.671	1.656	1.689
Dissolved Oxygen (YSI)	mg/L	0.6	0.22	0.13	0.3	0.21	0.06	0.19	0.7	0.62	0.12	0.47	0.12	0.37	0.23	0.76	0.35	0.42	0.17	0.61	0.93	7.19	0.11	0.51	0.02	0.07	0.12	0.18
Oxidation Reduction Potential	mV	-59.4	13.5	-49.9	2.2	-11.8	9.1	-65.6	-46.9	-33	-56.6	-30.5	-30.1	-7.1	-73.8	-49.3	-47.7	-81.7	-63.2	4.3	-34.8	-60.2	-57.5	-51.1	-65.7	-56.7	-80.6	-79.8
pH	SU	6.56	6.22	6.07	5.95	6.13	5.88	6.69	5.94	5.77	6.00	6.05	6.79	6.07	5.46	6.48	6.10	6.55	5.89	6.19	6.02	6.56	6.01	5.9	6.16	6.35	6.37	6.29
Temperature	Celsius	19.58	21.06	20.77	20.79	20.37	20.04	20.02	29.1	17.4	22.36	18.36	24.76	18.15	24.51	20.97	23.69	17.93	23.02	19.27	25.63	18.84	22.66	17.21	22.95	20.53	24.08	21.32
Turbidity	NTU	1.85	2.57	2.23	3.13	3.76	7.6	2.18	34.1	15.5	9.45	4.16	5.42	2.04	2.59	8.17	181	7.34	1.28	3.79	5.02	6.36	31.7	6.68	14.3	20.9	9.79	14.3
Monitored Natural Attenuation Parameters																												
Carbon Dioxide	µg/L	--	--	--	--	**--**	--	--	--	--	--	--	--	--	--	--	--	--	--	--	--	--	--	--	--	**--**	--	--
Iron, as Ferrous (Fe+2)	mg/L	--	--	--	--	**--**	--	--	--	--	--	--	--	--	--	--	--	--	--	--	--	--	--	--	--	**--**	--	--
Methane	µg/L	--	--	--	--	**--**	--	--	--	--	--	--	--	--	--	--	--	--	--	--	--	--	--	--	--	**--**	--	--
Nitrate	mg/L	--	--	--	--	**--**	--	--	--	--	--	--	--	--	--	--	--	--	--	--	--	--	--	--	--	**--**	--	--
Oxygen	mg/L	--	--	--	--	**--**	--	--	--	--	--	--	--	--	--	--	--	--	--	--	--	--	--	--	--	**--**	--	--
Sulfate	mg/L	--	--	--	--	**--**	--	--	--	--	--	--	--	--	--	--	--	--	--	--	--	--	--	--	--	**--**	--	--
Volatile Organic Compounds																												
Acetone	µg/L	< 50	< 50	< 50	< 50	< 50	< 50	< 50	< 50	< 50	< 50	< 50	< 50	< 100	< 5.0	< 5.0	< 5.0	< 50	< 50	< 100	< 100	< 5.0	< 5.0	< 5.0	< 50	< 50	< 50	< 50
Benzene	µg/L	< 5.0	< 5.0	< 5.0	< 5.0	< 5.0	< 5.0	< 5.0	< 5.0	< 5.0	< 5.0	< 5.0	< 5.0	< 5.0	**110**	**2.1 J**	< 0.25	**1,300**	< 5.0	< 5.0	< 5.0	**2.0 J**	**2.3 J**	**3.5 J**	< 5.0	< 5.0	< 5.0	< 5.0
Carbon Disulfide	µg/L	< 5.0	< 5.0	< 5.0	< 5.0	< 5.0	< 5.0	< 5.0	< 5.0	< 5.0	< 5.0	< 5.0	< 5.0	< 5.0	< 0.60	< 0.60	< 0.60	< 6.0	< 5.0	< 5.0	< 5.0	< 0.60	< 0.60	< 0.60	< 5.0	< 5.0	< 5.0	< 5.0
Ethylbenzene	µg/L	< 5.0	< 5.0	< 5.0	< 5.0	< 5.0	< 5.0	< 5.0	< 5.0	< 5.0	< 5.0	< 5.0	< 5.0	< 5.0	**3.0 J**	**0.11 J**	< 0.11	**38 J**	**74**	**82**	**88**	**120**	**98**	**110**	< 5.0	< 5.0	< 5.0	< 5.0
Methylene Chloride	µg/L	< 5.0	< 5.0	< 5.0	< 5.0	< 5.0	< 5.0	< 5.0	< 5.0	< 5.0	< 5.0	< 5.0	< 5.0	< 5.0	< 1.0	< 1.0	< 1.0	< 10	< 5.0	< 5.0	< 5.0	< 1.0	**2.9 J**	< 1.0	< 5.0	< 5.0	< 5.0	< 5.0
Toluene	µg/L	< 5.0	< 5.0	< 5.0	< 5.0	< 5.0	< 5.0	< 5.0	< 5.0	< 5.0	< 5.0	< 5.0	< 5.0	< 5.0	**0.34 J**	< 0.33	< 0.33	< 3.3	< 5.0	< 5.0	< 5.0	**3.0 J**	**2.4 J**	**2.7 J**	< 5.0	< 5.0	< 5.0	< 5.0
Trichloroethylene	µg/L	< 5.0	< 5.0	< 5.0	< 5.0	< 5.0	< 5.0	< 5.0	< 5.0	< 5.0	< 5.0	< 5.0	< 5.0	< 5.0	< 0.13	< 0.13	< 0.13	< 1.3	< 5.0	< 5.0	< 5.0	< 0.13	< 0.13	< 0.13	< 5.0	< 5.0	< 5.0	< 5.0
Xylenes, total	µg/L	< 5.0	< 5.0	< 5.0	< 5.0	< 5.0	< 5.0	< 5.0	< 5.0	< 5.0	< 5.0	< 5.0	< 5.0	< 5.0	**1.5 J**	**0.45 J**	< 0.20	**30 J**	**39**	**40**	**51**	**69**	**45**	**63**	< 5.0	< 5.0	< 5.0	< 5.0
Semivolatile Organic Compounds																												
Acenaphthene	µg/L	**1.5**	**0.95**	**1.6**	**1.7**	**1.7**	**1.9**	**1.8**	**1.6**	**1.6**	**1.9**	**3.5**	< 0.50	**4.3**	**11**	**6.7**	**4.3**	**0.5**	**40**	**100**	< 190	**85**	**64**	**64**	< 0.5	< 0.5	< 0.5	< 0.5
Acenaphthylene	µg/L	< 1.0	< 1.0	< 1.0	< 1.0	< 1.0	< 1.0	< 1.0	< 1.0	< 1.0	< 1.0	< 1.0	< 1.0	< 0.22	< 0.50	**0.18 J**	**0.23**	**34**	< 1.0	**31**	< 190	**4.1**	**1.9**	**1.3 J**	< 1.0	< 1.0	< 1.0	< 1.0
Anthracene	µg/L	**0.28**	**0.19**	**0.19**	**0.11**	**0.15**	**0.12**	**0.11**	**0.073**	**0.1**	**0.17**	**0.16**	< 0.050	< 0.22	< 0.50	< 0.10	**0.10 J**	**0.43**	**1.6**	<10	< 190	< 1.0	**3.3**	**3.8**	**0.097**	**0.1**	**0.1**	**0.15**
Benz(a)anthracene	µg/L	< 0.05	< 0.05	< 0.05	< 0.05	< 0.05	< 0.05	< 0.05	< 0.05	< 0.050	< 0.050	< 0.050	< 0.050	< 0.22	< 0.50	< 0.10	< 0.095	< 0.10	< 0.050	<10	< 190	< 1.0	**0.11 J**	< 0.99	**0.1**	**0.14**	**0.065**	**0.08**
Benzo(a)pyrene	µg/L	< 0.05	< 0.05	< 0.05	< 0.05	< 0.05	< 0.05	< 0.05	< 0.05	< 0.050	< 0.050	< 0.050	< 0.050	< 0.22	< 0.50	< 0.10	< 0.095	< 0.10	< 0.050	<10	< 190	< 1.0	< 0.095	< 0.99	< 0.05	**0.096**	< 0.05	< 0.05
Benzo(b)fluoranthene	µg/L	< 0.1	< 0.1	< 0.1	< 0.1	< 0.1	< 0.1	< 0.1	< 0.1	< 0.10	< 0.10	< 0.10	< 0.10	< 0.22	< 0.50	< 0.10	< 0.095	< 0.10	< 0.10	<10	< 190	< 1.0	< 0.095	< 0.99	< 0.1	**0.1**	< 0.1	< 0.1
Benzo(g,h,i)perylene	µg/L	< 0.1	< 0.1	< 0.1	< 0.1	< 0.1	< 0.1	< 0.1	< 0.1	< 0.10	< 0.10	< 0.10	< 0.10	< 0.22	< 0.50	< 0.10	< 0.095	< 0.10	< 0.10	<10	< 190	< 1.0	< 0.095	< 0.99	< 0.1	< 0.1	< 0.1	< 0.1
Benzo(k)fluoranthene	µg/L	< 0.05	< 0.05	< 0.05	< 0.05	< 0.05	< 0.05	< 0.05	< 0.05	< 0.050	< 0.050	< 0.050	< 0.050	< 0.22	< 0.50	< 0.10	< 0.095	< 0.10	< 0.050	<10	< 190	< 1.0	< 0.095	< 0.99	< 0.05	**0.056**	< 0.05	< 0.05
Chrysene	µg/L	< 0.05	< 0.05	< 0.05	< 0.05	< 0.05	< 0.05	< 0.05	< 0.05	< 0.050	< 0.050	< 0.050	< 0.050	< 0.22	< 0.23	< 0.046	< 0.045	< 0.045	< 0.050	<10	< 190	< 0.46	**0.078 J**	< 0.44	**0.075**	**0.11**	< 0.05	**0.054**
Dibenzo(a,h)anthracene	µg/L	< 0.1	< 0.1	< 0.1	< 0.1	< 0.1	< 0.1	< 0.1	< 0.1	< 0.10	< 0.10	< 0.10	< 0.10	< 0.22	< 0.50	< 0.10	< 0.095	< 0.10	< 0.10	<10	< 190	< 1.0	< 0.095	< 0.99	< 0.1	< 0.1	< 0.1	< 0.1
Fluoranthene	µg/L	< 0.1	< 0.1	< 0.1	< 0.1	< 0.1	< 0.1	< 0.1	< 0.1	< 0.10	< 0.10	< 0.10	< 0.10	< 0.22	< 0.50	**0.14 J**	< 0.095	**0.11 J**	**0.78**	<10	< 190	< 1.0	**1.1**	**1.0 J**	**0.71**	**0.75**	**0.72**	**1.0**
Fluorene	µg/L	**0.33**	**0.1**	**0.12**	< 0.1	**0.12**	**0.13**	**0.16**	**0.17**	0.22	**0.31**	**0.69**	< 0.10	**0.55**	**1.6**	**0.47**	**0.64**	**5.5**	**9.3**	**29**	< 190	**20**	**21**	**22**	< 0.1	< 0.1	< 0.1	**0.12**
Indeno(1,2,3-cd)pyrene	µg/L	< 0.05	< 0.05	< 0.05	< 0.05	< 0.05	< 0.05	< 0.05	< 0.05	< 0.050	< 0.050	< 0.050	< 0.050	< 0.22	< 0.50	< 0.10	< 0.095	< 0.10	< 0.050	<10	< 190	< 1.0	< 0.095	< 0.96	< 0.05	< 0.05	< 0.05	< 0.05
Naphthalene	µg/L	< 0.5	< 0.5	< 0.5	< 0.5	< 0.5	< 0.5	< 0.5	< 0.5	<500	< 0.50	< 0.50	< 0.50	< 0.22	**65**	**0.34**	**0.15 J**	**330**	**490**	**1,000**	**1,100**	**1,400 D**	**840**	**930**	< 0.5	< 0.5	< 0.5	< 0.5
Phenanthrene	µg/L	< 0.05	< 0.05	< 0.05	< 0.05	< 0.05	< 0.05	< 0.05	< 0.05	< 0.50	< 0.050	< 0.050	< 0.050	< 0.22	< 0.50	< 0.10	< 0.095	**1.2**	**8.4**	**22**	< 190	**13**	**16 J**	**18**	**0.62**	**0.49**	**0.61**	**0.97**
Pyrene	µg/L	**0.16**	**0.099**	**0.082**	**0.079**	**0.08**	**0.065**	**0.094**	**0.064**	< 0.050	**0.054**	**0.08**	< 0.050	< 0.22	< 0.50	**0.22**	**0.11 J**	**0.12 J**	**0.71**	<10	< 190	< 1.0	**1.4**	**1.3 J**	**0.59**	**1.7**	**0.58**	**0.81**
Inorganic Compounds																												
Antimony	mg/L	< 0.006	< 0.006	< 0.006	< 0.006	< 0.006	< 0.006	< 0.006	< 0.02	< 0.0200	< 0.0200	< 0.0200	< 0.0200	< 0.020	< 0.0053	< 0.0053	< 0.0053	< 0.0053	< 0.0200	< 0.020	< 0.020	< 0.0053	< 0.0053	< 0.0053	< 0.006	< 0.006	< 0.006	< 0.006
Arsenic	mg/L	< 0.05	< 0.05	< 0.05	< 0.05	< 0.05	< 0.05	< 0.05	< 0.05	< 0.0500	< 0.0500	< 0.0500	< 0.0500	< 0.020	< 0.0046	< 0.0046	< 0.0046	< 0.0046	< 0.0500	< 0.020	< 0.020	< 0.0046	< 0.0046	**0.0048 J**	< 0.05	< 0.05	< 0.05	< 0.05
Barium	mg/L	**0.39**	**0.405**	**0.343**	**0.421**	**0.381**	**0.46**	**0.488**	**0.51**	**0.491**	**0.553**	**0.583**	**0.137**	**0.38**	**0.4**	**0.57**	**0.61**	**0.36**	**0.808**	**0.67**	**0.74**	**0.84**	**0.82**	**0.75**	**0.738**	**0.472**	**0.679**	**0.579**
Beryllium	mg/L	< 0.004	< 0.004	< 0.004	< 0.004	< 0.004	< 0.004	< 0.004	< 0.01	< 0.0100	< 0.0100	< 0.0100	< 0.0100	< 0.0040	< 0.00020	< 0.00020	**0.00048 J**	< 0.00020	< 0.0100	< 0.0040	< 0.0040	< 0.00020	< 0.00020	< 0.00020	< 0.004	< 0.004	< 0.004	< 0.004
Cadmium	mg/L	< 0.005	< 0.005	< 0.005	< 0.005	< 0.005	< 0.005	< 0.005	< 0.005	< 0.0050	< 0.0050	< 0.0050	< 0.0050	< 0.0050	< 0.0020	< 0.0020	< 0.0020	< 0.0020	< 0.0050	< 0.0050	< 0.0050	< 0.0020	< 0.0020	< 0.0020	< 0.005	< 0.005	< 0.005	< 0.005
Chromium	mg/L	< 0.01	< 0.01	< 0.01	< 0.01	< 0.01	< 0.01	< 0.01	< 0.01	< 0.0100	< 0.0100	< 0.0100	< 0.0100	< 0.010	< 0.0012	**0.0031 J**	**0.0045 J**	< 0.0012	< 0.0100	< 0.010	< 0.010	**0.0016 J**	**0.0034 J**	**0.0022 J**	< 0.01	< 0.01	< 0.01	< 0.01
Copper	mg/L	< 0.01	< 0.01	< 0.01	< 0.01	< 0.01	< 0.01	< 0.01	< 0.01	**0.0221**	< 0.0100	< 0.0100	**0.0117**	< 0.020	**0.0049 J**	< 0.0019	**0.02**	< 0.0019	< 0.0100	< 0.020	< 0.020	< 0.0019	**0.0024 J**	< 0.0019	< 0.01	< 0.01	< 0.01	< 0.01
Cyanide	mg/L	< 0.01	< 0.01	< 0.01	< 0.01	< 0.01	< 0.01	< 0.01	< 0.01	< 0.010	< 0.010	< 0.010	< 0.010	< 0.010	< 0.0050	< 0.0050	< 0.0050	< 0.0050	< 0.010	< 0.010	< 0.010	< 0.0050	**0.01**	< 0.0050	< 0.01	< 0.01	< 0.01	< 0.01
Lead	mg/L	< 0.01	< 0.01	< 0.01	< 0.01	< 0.01	< 0.01	< 0.01	< 0.01	< 0.0100	< 0.0100	< 0.0100	< 0.0100	< 0.010	< 0.0040	< 0.0040	**0.0088 J**	< 0.0040	< 0.0100	< 0.010	< 0.010	< 0.0040	< 0.0040	< 0.0040	< 0.01	< 0.01	< 0.01	< 0.01
Mercury	mg/L	< 0.0002	< 0.0002	< 0.0002	< 0.0002	< 0.0002	< 0.0002	< 0.0002	< 0.0002	< 0.00020	< 0.00020	< 0.00020	< 0.00020	< 0.00020	< 0.000091	< 0.000091	< 0.000091	< 0.000091	< 0.00020	< 0.00020	< 0.00020	< 0.000091	< 0.000091	< 0.000091	< 0.0002	< 0.0002	< 0.0002	< 0.0002
Nickel	mg/L	< 0.02	< 0.02	< 0.02	< 0.02	< 0.02	< 0.02	< 0.02	< 0.02	< 0.0200	< 0.0200	< 0.0200	< 0.0200	< 0.040	**0.0024 J**	< 0.0023	**0.0027 J**	< 0.0023	< 0.0200	< 0.040	< 0.040	< 0.0023	< 0.0023	< 0.0023	< 0.02	< 0.02	< 0.02	< 0.02
Selenium	mg/L	< 0.02	< 0.02	< 0.02	< 0.02	< 0.02	< 0.02	< 0.02	< 0.02	< 0.0200	< 0.0200	< 0.0200	< 0.0200	< 0.020	< 0.0064	< 0.0064	< 0.0064	< 0.0064	< 0.0200	< 0.020	< 0.020	< 0.0064	< 0.0064	< 0.0064	< 0.02	< 0.02	< 0.02	< 0.02
Thallium	mg/L	< 0.002	< 0.002	< 0.002	< 0.002	< 0.002	< 0.002	< 0.002	< 0.02	< 0.0200	< 0.0200	< 0.0200	< 0.0200	< 0.0010	< 0.00025	< 0.00025	< 0.00025	< 0.00025	< 0.0200	< 0.0010	< 0.0010	< 0.00025	< 0.00025	< 0.00025	< 0.002	< 0.002	< 0.002	< 0.002
Vanadium (fume or dust)	mg/L	< 0.01	< 0.01	< 0.01	< 0.01	< 0.01	< 0.01	< 0.01	< 0.01	< 0.0100	< 0.0100	< 0.0100	< 0.0100	< 0.010	**0.0044 J**	< 0.0024	**0.013**	< 0.0024	< 0.0100	< 0.010	< 0.010	**0.0024 J**	**0.0035 J**	< 0.0024	< 0.01	< 0.01	< 0.01	< 0.01
Zinc	mg/L	**0.0419**	< 0.02	< 0.02	< 0.02	**0.132**	< 0.02	< 0.02	**0.0407**	**0.165**	**0.0299**	**0.0432**	**0.583**	**0.4**	**0.17**	< 0.0087	**0.19**	< 0.0087	< 0.0200	**0.021**	< 0.020	< 0.0087	**0.02**	< 0.0087	< 0.02	< 0.02	< 0.02	< 0.02

Notes:
ISCO - *in-situ* chemical oxidation
** Monitoring well had NAPL detected

Data Qualifier Defintions:
-- - Not analyzed
B (Inorganics) - Estimated analyte concentration
D - Analyte concentration reported from secondary dilution
DB - Analyte concentration reported from secondary dilution; analyte detected in method blank
H - Holding time exceeded for sample
J - Estimated analyte concentration
JB (Organic) - Estimated analyte concentration; analyte detected in method blank
Bold = Exceeds the laboratory detection limit
JM (Organic) - Estimated analyte concentration; spike sample recovery outside control limits
M (Organic) - Spike sample recovery outside control limits
N - Spike sample recovery outside of control limits
R - Sample data results rejected due to deficiencies in the ability to meet quality control standards
< - Analyte not detected at referenced detection limit
UJ - Analyte not detected; low method bias and/or matrix interference
UN - Analyte not detected; spiked sample recovery outside of control limits
UR - Analyte not detected; data rejected
UWN - Analyte not detected; post digestion spike and spike sample recovery outside control limits

APPENDIX E-2

SUMMARY OF HISTORICAL GROUNDWATER SAMPLING DATA – TRANSITION ZONE AND BEDROCK MONITORING WELLS

Appendix E-2
Summary of Historical Groundwater Sampling Data - Transition Zone and Bedrock Monitoring Wells
January 2001 through January 2019
Atlanta Gas Light Company
Former Manufactured Gas Plant Site
Augusta, Georgia

Chemical Name	Location ID	MW-306BR	MW-306BR	MW-306BR	MW-306BR	MW-306BR	MW-306BR	MW-306BR	MW-306BR	MW-306BR	MW-306BR	MW-306BR	MW-306BR	MW-306BR	MW-306BR	MW-306BR	MW-306BR	MW-306BR	MW-306BR	MW-306BR	MW-306BR	MW-306BR	MW-306BR	MW-306BR	MW-306BR	MW-306BR	MW-306BR	MW-306BR	MW-306BR	MW-306BR	MW-306BR	MW-306BR
	Sample Date	1/23/2019	1/23/2019 DUP	7/17/2018	7/17/2018 DUP	1/23/2018	1/23/2018 DUP	7/25/2017	7/25/2017 DUP	1/24/2017	1/24/2017 DUP	7/26/2016	7/26/2016 DUP	1/20/2016	1/20/2016 DUP	7/29/2015	1/14/2015	7/15/2014	1/8/2014	7/9/2013	1/9/2013	7/25/2012	1/17/2012	7/5/2011	1/20/2011	7/20/2010	1/7/2010	7/22/2009	1/19/2009	7/16/2008	1/8/2008	7/10/2007	2/24/2007	2/24/2007 DUP
	Unit	Post-Extraction															During Extraction																
Volatile Organic Compounds																																
Acetone	µg/L	< 50	< 50	< 50	< 50	< 50	< 50	< 50	< 50	< 50	< 50	< 50	< 50	< 50	< 50	< 50	< 50	< 50	< 50	< 100	< 100	< 50	< 25	< 25	< 1000	< 1000	< 1000	< 1000	< 100	< 50	< 50	< 50 R
Benzene	µg/L	< 5.0	< 5.0	< 5.0	< 5.0	< 5.0	< 5.0	< 5.0	< 5.0	< 5.0	< 5.0	< 5.0	< 5.0	< 5.0	< 5.0	< 5.0	< 5.0	< 5.0	< 5.0	< 5.0	**68**	**720**	**390**	**480**	**730**	**1,000**	**1,500**	**1,400**	**810**	< 5.0	**3,200**	**7,300**
Carbon Disulfide	µg/L	< 5.0	< 5.0	< 5.0	< 5.0	< 5.0	< 5.0	< 5.0	< 5.0	< 5.0	< 5.0	< 5.0	< 5.0	< 5.0	< 5.0	< 5.0	< 5.0	< 5.0	< 5.0	< 5.0	< 5.0	< 6.0	< 3.0 *	< 3.0	< 50	< 50	< 50	< 50	< 5.0	< 5.0	< 5	< 5
Ethylbenzene	µg/L	< 5.0	< 5.0	< 5.0	< 5.0	< 5.0	< 5.0	< 5.0	< 5.0	< 5.0	< 5.0	< 5.0	< 5.0	< 5.0	< 5.0	< 5.0	< 5.0	< 5.0	< 5.0	< 5.0	< 5.0	**4.6 J**	**1.1 J**	**1.3 J**	**2.8 J**	< 50	< 50	< 50	**1.6 J**	< 5.0	**5.5**	**260**
Methylene Chloride	µg/L	< 5.0	< 5.0	< 5.0	< 5.0	< 5.0	< 5.0	< 5.0	< 5.0	< 5.0	< 5.0	< 5.0	< 5.0	< 5.0	< 5.0	< 5.0	< 5.0	< 5.0	< 5.0	< 5.0	< 5.0	< 10	< 5.0	< 5.0	< 50	< 50	< 50	< 50	< 5.0	< 5.0	< 5	< 5 UJ
Toluene	µg/L	< 5.0	< 5.0	< 5.0	< 5.0	< 5.0	< 5.0	< 5.0	< 5.0	< 5.0	< 5.0	< 5.0	< 5.0	< 5.0	< 5.0	< 5.0	< 5.0	< 5.0	< 5.0	< 5.0	< 5.0	< 3.3	< 1.7	< 1.6	< 50	< 50	< 50	**0.5 J**	< 5.0	< 5.0	< 5	**5.3**
Trichloroethylene	µg/L	< 5.0	< 5.0	< 5.0	< 5.0	< 5.0	< 5.0	< 5.0	< 5.0	< 5.0	< 5.0	< 5.0	< 5.0	< 5.0	< 5.0	< 5.0	< 5.0	< 5.0	< 5.0	< 5.0	< 5.0	< 1.3	< 0.65	< 0.65	< 50	< 50	< 50	< 50	< 5.0	< 5.0	< 5	< 5
Xylenes, total	µg/L	< 5.0	< 5.0	< 5.0	< 5.0	< 5.0	< 5.0	< 5.0	**5.7**	**6.0**	**5.7**	< 5.0	< 5.0	< 5.0	< 5.0	< 5.0	< 5.0	< 5.0	< 5.0	< 5.0	< 5.0	**5.6 J**	**3.0 J**	**7.9 J**	**17 J**	< 50	< 50	17 J	**11**	< 5.0	**66**	**210**
Semivolatile Organic Compounds																																
Acenaphthene	µg/L	< 50	< 50	< 50	< 50	**14**	**16**	**17**	**16**	**14**	**15**	**8.3**	**9.2**	**8.4**	**8.9**	**7.5**	**5.3**	**11**	< 0.50	< 0.50	**3.2**	**5.2**	**5.1**	**11**	**9.3**	**29**	**16**	**21**	**9.1 J***	**13**	< 10	**27**	**37**
Acenaphthylene	µg/L	< 1.0	< 1.0	< 1.0	< 1.0	< 1.0	< 1.0	< 1.0	< 1.0	< 1.0	< 1.0	< 1.0	< 1.0	< 1.0	< 1.0	< 1.0	< 1	< 1.0	**14**	< 1.0	<0.20	< 3.8	< 0.10	**0.17 J**	< 0.10	**38**	**0.21**	< 1.9	< 20 *	< 1.9	< 10	< 10
Anthracene	µg/L	**0.3**	**0.34**	**0.22**	**0.22**	**0.25**	**0.26**	**0.27**	**0.28**	**0.31**	**0.33**	**0.13**	**0.14**	**0.15**	**0.15**	**0.074**	**0.062**	**0.14**	**0.16**	< 0.05	<0.20	< 3.8	< 0.10	**0.22 J**	**0.14 J**	**1.1 J**	**0.27**	< 1.9	< 20 *	< 1.9	< 10	< 10
Benz(a)anthracene	µg/L	< 0.05	**0.08**	< 0.05	< 0.05	< 0.05	< 0.05	< 0.05	< 0.05	< 0.05	< 0.05	< 0.05	< 0.05	< 0.05	< 0.05	< 0.05	< 0.05	< 0.05	< 0.05	< 0.05	<0.20	< 3.8	< 0.10	< 0.13	< 0.10	< 1.9	< 1.9	< 20	< 1.9	< 0.05	< 0.05	< 0.05
Benzo(a)pyrene	µg/L	< 0.05	**0.062**	< 0.05	< 0.05	< 0.05	< 0.05	< 0.05	< 0.05	< 0.05	< 0.05	< 0.05	< 0.05	< 0.05	< 0.05	< 0.05	< 0.05	< 0.05	< 0.05	< 0.05	<0.20	< 3.8	< 0.10	< 0.13	< 0.10	< 1.9	< 1.9	< 20	< 1.9	< 0.05	< 0.05	< 0.05
Benzo(b)fluoranthene	µg/L	< 0.1	< 0.1	< 0.1	< 0.1	< 0.1	< 0.1	< 0.1	< 0.1	< 0.1	< 0.1	< 0.1	< 0.1	< 0.1	< 0.1	< 0.1	< 0.10	< 0.10	< 0.10	< 0.10	<0.20	< 3.8	< 0.10	< 0.13	< 0.10	< 1.9	< 1.9	< 20	< 1.9	< 0.10	< 0.1	< 0.1
Benzo(g,h,i)perylene	µg/L	< 0.1	< 0.1	< 0.1	< 0.1	< 0.1	< 0.1	< 0.1	< 0.1	< 0.1	< 0.1	< 0.1	< 0.1	< 0.1	< 0.1	< 0.1	< 0.10	< 0.10	< 0.10	< 0.10	<0.20	< 3.8	< 0.10	< 0.13	< 0.10	< 1.9	< 1.9	< 20	< 1.9	< 10	< 10	< 10
Benzo(k)fluoranthene	µg/L	< 0.05	**0.073**	< 0.05	< 0.05	< 0.05	< 0.05	< 0.05	< 0.05	< 0.05	< 0.05	< 0.05	< 0.05	< 0.05	< 0.05	< 0.05	< 0.05	< 0.05	< 0.05	< 0.05	<0.20	< 3.8	< 0.10	< 0.13	< 0.10	< 1.9	< 1.9	< 20 *	< 1.9	< 10	< 10	< 10
Chrysene	µg/L	< 0.05	**0.077**	< 0.05	< 0.05	< 0.05	< 0.05	< 0.05	< 0.05	< 0.05	< 0.05	< 0.05	< 0.05	< 0.05	< 0.05	< 0.05	< 0.05	< 0.05	< 0.05	< 0.05	<0.20	< 3.8	< 0.056	< 0.057	< 0.046	< 1.9	< 1.9	< 20	< 1.9	< 0.05	< 0.05	< 0.05
Dibenzo(a,h)anthracene	µg/L	< 0.1	< 0.1	< 0.1	< 0.1	< 0.1	< 0.1	< 0.1	< 0.1	< 0.1	< 0.1	< 0.1	< 0.1	< 0.1	< 0.1	< 0.1	< 0.10	< 0.10	< 0.10	< 0.10	<0.20	< 3.8	< 0.10	< 0.13	< 0.10	< 1.9	< 1.9	< 20	< 1.9	< 0.10	< 0.1	< 0.1
Fluoranthene	µg/L	< 0.1	**0.16**	< 0.1	< 0.1	< 0.1	< 0.1	< 0.1	< 0.1	**0.11**	**0.12**	< 0.1	< 0.1	< 0.1	< 0.1	< 0.1	< 0.1	< 0.10	< 0.10	< 0.10	< 3.8	< 3.8	< 0.10	< 0.13	< 0.10	< 1.9	< 1.9	< 20 *	< 1.9	< 10	< 10	< 10
Fluorene	µg/L	**2.7**	**2.9**	**1.8**	**2.1**	**2.3**	**2.5**	**2.8**	**2.6**	**2.7**	**2.9**	**1.4**	**1.5**	**1.5**	**1.6**	**0.89**	**0.59**	**1.4**	**1.7**	< 0.10	**0.39**	< 3.8	**0.59**	**2**	**1.4**	**9.4**	**2.5**	**2.2**	< 20 *	1.7 J	< 10	< 10
Indeno(1,2,3-cd)pyrene	µg/L	**0.058**	**0.063**	< 0.05	< 0.05	< 0.05	< 0.05	< 0.05	< 0.05	< 0.05	< 0.05	< 0.05	< 0.05	< 0.05	< 0.05	< 0.05	< 0.05	< 0.05	< 0.05	< 0.05	<0.20	< 3.8	< 0.10	< 0.13	< 0.10	< 1.9	< 1.9	< 20	< 1.9	< 0.05	< 0.05	< 0.05
Naphthalene	µg/L	**360**	**360**	**260**	**270**	**330**	**360**	**440**	**350**	**310**	**380**	**60**	**61**	**170**	**190**	**30**	< 0.5	**210**	**320**	< 0.50	**11 J**	**86**	**110**	**190**	**390**	**2,400**	**340**	**400**	**300**	**400**	< 10	**760**
Phenanthrene	µg/L	**1.4**	**1.7**	**1.1**	**1.0**	**1.2**	**1.3**	**1.4**	**1.5**	**1.4**	**1.5**	**0.3**	**0.29**	**0.78**	**0.81**	**0.18**	< 0.05	**0.49**	**1.1**	< 0.05	<0.20	< 3.8	**0.5**	**1.2**	**0.86 ***	**7.3**	**1.9**	**2.4**	< 20 *	1.2 J	< 10	< 10
Pyrene	µg/L	**0.22**	**0.19**	**0.092**	**0.089**	**0.11**	**0.12**	**0.11**	**0.11**	**0.14**	**0.15**	**0.064**	**0.06**	**0.077**	**0.073**	**0.052**	< 0.05	**0.057**	**0.58**	< 0.05	<0.20	< 3.8	< 0.10	< 0.13	< 0.10	< 1.9	< 1.9	< 20	< 1.9	< 10	< 10	< 10
Inorganic Compounds																																
Antimony	mg/L	< 0.006	< 0.006	< 0.006	< 0.006	< 0.006	< 0.006	< 0.006	< 0.006	< 0.006	< 0.006	< 0.006	< 0.006	< 0.006	< 0.006	< 0.02	< 0.02	< 0.02	< 0.02	< 0.02	< 0.02	< 0.02	< 0.0053	< 0.0053	< 0.0053	< 0.020	< 0.020	< 0.020	< 0.020	< 0.02	< 0.02	< 0.02	< 0.02
Arsenic	mg/L	< 0.05	< 0.05	< 0.05	< 0.05	< 0.05	< 0.05	< 0.05	< 0.05	< 0.05	< 0.05	< 0.05	< 0.05	< 0.05	< 0.05	< 0.05	< 0.05	< 0.05	< 0.05	< 0.05	< 0.02	< 0.02	< 0.0046	< 0.0046	< 0.0046	< 0.020	< 0.020	< 0.020	< 0.010	< 0.01	< 0.05	< 0.05	< 0.05
Barium	mg/L	**0.526**	**0.532**	**0.466**	**0.522**	**0.453**	**0.451**	**0.527**	**0.506**	**0.431**	**0.428**	**0.506**	**0.514**	**0.472**	**0.488**	**0.494**	**0.535**	**0.46**	**0.474**	**0.0436**	**0.45**	**0.49**	**0.52**	**0.46**	**0.46**	**0.79**	**0.44**	**0.47**	**0.45**	**0.47**	**0.141**	**0.421**	**0.355**
Beryllium	mg/L	< 0.004	< 0.004	< 0.004	< 0.004	< 0.004	< 0.004	< 0.004	< 0.004	< 0.004	< 0.004	< 0.004	< 0.004	< 0.004	< 0.004	< 0.01	< 0.01	< 0.01	< 0.01	< 0.01	< 0.0040	< 0.0040	< 0.00020	< 0.00020	**0.00028 JB**	< 0.0040	< 0.0040	< 0.0040	< 0.0040	< 0.004	< 0.01	< 0.01	< 0.01
Cadmium	mg/L	< 0.005	< 0.005	< 0.005	< 0.005	< 0.005	< 0.005	< 0.005	< 0.005	< 0.005	< 0.005	< 0.005	< 0.005	< 0.005	< 0.005	< 0.005	< 0.005	< 0.005	< 0.005	< 0.005	**0.0257**	< 0.0050	< 0.0050	< 0.0020	< 0.0020	< 0.0050	< 0.0050	< 0.0050	< 0.0050	< 0.005	< 0.005	< 0.005	< 0.005
Chromium	mg/L	< 0.01	< 0.01	< 0.01	< 0.01	< 0.01	< 0.01	< 0.01	< 0.01	< 0.01	< 0.01	< 0.01	< 0.01	< 0.01	< 0.01	< 0.01	< 0.01	< 0.01	< 0.01	< 0.01	< 0.010	< 0.010	< 0.0012	**0.0015 J**	< 0.0012	< 0.010	< 0.010	< 0.010	< 0.010	< 0.01	< 0.01	< 0.01	< 0.01
Copper	mg/L	< 0.01	< 0.01	< 0.01	< 0.01	< 0.01	< 0.01	< 0.01	< 0.01	< 0.01	< 0.01	< 0.01	< 0.01	< 0.01	< 0.01	< 0.01	< 0.01	< 0.01	< 0.01	< 0.01	< 0.02	< 0.02	< 0.0019	**0.0021 J**	**0.0027 JB**	< 0.020	< 0.020	< 0.020	< 0.020	< 0.02	< 0.01	< 0.01	< 0.01
Cyanide	mg/L	< 0.01	< 0.01	< 0.01	< 0.01	< 0.01	< 0.01	< 0.01	< 0.01	< 0.01	< 0.01	< 0.01	< 0.01	< 0.01	< 0.01	< 0.01	< 0.01	< 0.01	< 0.01	< 0.01	< 0.010	< 0.010	**0.011**	**0.016**	< 0.0050	**0.011**	< 0.010	< 0.010	< 0.010	< 0.01	< 0.01	< 0.01	< 0.01
Lead	mg/L	< 0.01	< 0.01	< 0.01	< 0.01	< 0.01	< 0.01	< 0.01	< 0.01	< 0.01	< 0.01	< 0.01	< 0.01	< 0.01	< 0.01	< 0.01	< 0.01	< 0.01	< 0.01	< 0.01	< 0.010	< 0.010	< 0.0040	< 0.0040	< 0.0040	< 0.010	< 0.010	< 0.010	< 0.0050	< 0.005	< 0.01	< 0.01	< 0.01
Mercury	mg/L	< 0.0002	< 0.0002	< 0.0002	< 0.0002	< 0.0002	< 0.0002	< 0.0002	< 0.0002	< 0.0002	< 0.0002	< 0.0002	< 0.0002	< 0.0002	< 0.0002	< 0.0002	< 0.00020	< 0.00020	< 0.00020	< 0.00020	< 0.00020	< 0.00020	< 0.000091	< 0.000091	< 0.000091	< 0.00020	< 0.00020	< 0.00020	< 0.00020	< 0.00020	< 0.00020	< 0.0002	< 0.0002
Nickel	mg/L	< 0.02	< 0.02	< 0.02	< 0.02	< 0.02	< 0.02	< 0.02	< 0.02	< 0.02	< 0.02	< 0.02	< 0.02	< 0.02	< 0.02	< 0.02	< 0.02	< 0.02	< 0.02	< 0.02	< 0.04	< 0.04	< 0.0023	< 0.0023	< 0.0023	< 0.040	< 0.040	< 0.040	< 0.040	< 0.04	< 0.02	< 0.02	< 0.02
Selenium	mg/L	< 0.02	< 0.02	< 0.02	< 0.02	< 0.02	< 0.02	< 0.02	< 0.02	< 0.02	< 0.02	< 0.02	< 0.02	< 0.02	< 0.02	< 0.02	< 0.02	< 0.02	< 0.02	< 0.02	< 0.020	< 0.020	< 0.0064	< 0.0064	< 0.0064	< 0.020	< 0.020	< 0.020	< 0.010	< 0.01	< 0.02	< 0.02	< 0.02
Thallium	mg/L	< 0.002	< 0.002	< 0.002	< 0.002	< 0.002	< 0.002	< 0.002	< 0.002	< 0.002	< 0.002	< 0.002	< 0.002	< 0.002	< 0.002	< 0.02	< 0.02	< 0.02	< 0.02	< 0.02	< 0.0010	< 0.0010	< 0.00025	< 0.00025	< 0.00025	< 0.0010	< 0.0010	< 0.0010	< 0.0010	< 0.001	< 1.00	< 1.00	< 1
Vanadium (fume or dust)	mg/L	< 0.01	< 0.01	< 0.01	< 0.01	< 0.01	< 0.01	< 0.01	< 0.01	< 0.01	< 0.01	< 0.01	< 0.01	< 0.01	< 0.01	< 0.01	< 0.01	< 0.01	< 0.01	< 0.01	< 0.010	< 0.010	< 0.0024	< 0.0024	< 0.0024	< 0.010	< 0.010	< 0.010	< 0.010	< 0.01	< 0.01	< 0.01	< 0.01
Zinc	mg/L	< 0.02	< 0.02	< 0.02	< 0.02	< 0.02	< 0.02	< 0.02	< 0.02	< 0.02	< 0.02	< 0.02	< 0.02	**0.0222**	< 0.02	< 0.02	< 0.02	< 0.02	< 0.02	**0.0217**	< 0.020	< 0.020	< 0.0087	< 0.0087	< 0.0087	< 0.02	<0.020	**0.02**	< 0.020	< 0.02	< 0.02	< 0.02	< 0.02

Notes:
ISCO - *in-situ* chemical oxidation
****** - Resampled in August 2007 for VOCs only

Data Qualifier Defintions:
-- - Not analyzed
B (Inorganics) - Estimated analyte concentration
D - Analyte concentration reported from secondary dilution
DB - Analyte concentration reported from secondary dilution; analyte detected in method blank
H - Holding time exceeded for sample
J - Estimated analyte concentration
JB (Organic) - Estimated analyte concentration; analyte detected in method blank
JM (Organic) - Estimated analyte concentration; spike sample recovery outside control limits
M (Organic) - Spike sample recovery outside control limits
N - Spike sample recovery outside of control limits
R - Sample data results rejected due to deficiencies in the ability to meet quality control standards
< - Analyte not detected at referenced detection limit
U - Analyte not detected at referenced detection limit
UJ - Analyte not detected; low method bias and/or matrix interference
UN - Analyte not detected; spiked sample recovery outside of control limits
UR - Analyte not detected; data rejected
UWN - Analyte not detected; post digestion spike and spike sample recovery outside control limits
Bold - Exceeds the laboratory detection limit

Appendix E-2
Summary of Historical Groundwater Sampling Data - Transition Zone and Bedrock Monitoring Wells
January 2001 through January 2019
Atlanta Gas Light Company
Former Manufactured Gas Plant Site
Augusta, Georgia

Chemical Name	Location ID	MW-306BR	MW-306BR	MW-306BR	MW-306BR	MW-306BR	MW-306BR	MW-306BR	MW-306BR	MW-306BR	MW-306BR	MW-306BR	MW-306BR	MW-306BR	MW-306BR	MW-306BR	MW-306BR	MW-306BR	MW-306BR	MW-306BR	MW-306BR	MW-306BR
	Sample Date	7/11/2006	1/13/2006	1/13/2006 DUP	7/22/2005	7/22/2005 DUP	1/20/2005	1/20/2005 DUP	7/15/2004	7/15/2004 DUP	1/22/2004	1/22/2004 DUP	7/18/2003	1/17/2003	1/17/2003 DUP	7/12/2002	4/28/2002	4/26/2002	1/22/2002	7/18/2001	7/18/2001 DUP	1/22/2001
	Unit	Pre-Extraction																				
Volatile Organic Compounds																						
Acetone	µg/L	50 U	2,500 U	2,000 U	620 U	620 U	2,500 U	2,500 U	2,500 U	2,500 U	12,000 U	6,200 U	2,500 U	25 U	0.025 U	1,200 U	1,200 U	1,200 U	1,200 U	**1,200 R**	**120 R**	1,200 U
Benzene	µg/L	**7,300**	**8,900**	**7,900**	**7,700**	**7,600**	**6,800**	**7,300**	**6,700**	**7,000**	**6,500**	**6,400**	**7,400**	**4,900 D**	**4,900 D**	**4,700**	**5,800**	**5,300**	**6,200**	**7,200**	**7,500 D**	**5,400 DB**
Carbon Disulfide	µg/L	5 U	250 U	200 U	25 U	25 U	100 U	100 U	100 U	100 U	500 U	250 U	10 U	1.0 U	1.0 U	50 U	50 U	50 U	50 U	50 U	5.0 U	5.0 U
Ethylbenzene	µg/L	**450**	**840**	**800**	**1,100**	**1,100**	**9,900**	**1,000**	**890**	**910**	**1,100**	**1,100**	**1,200**	**880 D**	**890 D**	**1,000**	**1,100**	**980**	**1,000**	**1,600**	**1,500 D**	--
Methylene Chloride	µg/L	5 U	250 U	200 U	120 U	120 U	500 U	500 U	500 U	500 U	2,500 U	1,200 U	50 U	5.0 U	5.0 U	250 U	250 U	250 U	250 U	250 U	25 U	25 U
Toluene	µg/L	**5.4**	250 U	200 U	25 U	25 U	100 U	100 U	100 U	100 U	500 U	250 U	100 U	**10**	**9.9**	**42 J**	**93**	**32 J**	**26 J**	**21 J**	**26**	**14**
Trichloroethylene	µg/L	5 U	250 U	200 U	25 U	25 U	100 U	100 U	100 U	100 U	500 U	250 U	100 U	1.0 U	1.0 U	50 U	50 U	50 U	50 U	50 U	5.0 U	5.0 U
Xylenes, total	µg/L	**180**	500 U	400 U	**270**	**260**	**200**	**210**	**240**	**250**	1,000 U	500 U	**690**	**550 D**	**560 D**	**630**	**780**	**640**	**500**	**920**	**1,000**	**550**
Semivolatile Organic Compounds																						
2-Methylnaphthalene	µg/L	--	**200**	**200**	**150**	**170**	**190**	**190**	**160**	**170**	**170**	**150**	**160**	**170**	**180**	**35**	--	--	**170**	--	**190**	**160**
Acenaphthene	µg/L	**57**	**60**	**60**	**22**	**56**	100 U	100 U	**58**	**60**	**54**	**50**	**61**	**52**	**54**	**52**	--	--	**56**	--	**65**	**54**
Acenaphthylene	µg/L	10 U	10 U	10 U	8.0 U	20 U	100 U	100 U	40 U	40 U	**0.78**	**0.72**	10 U	**0.91 J**	**0.95 J**	10 U	--	--	50 U	--	50 U	10 U
Anthracene	µg/L	10 U	10 U	10 U	8.0 U	20 U	100 U	100 U	40 U	40 U	**0.91**	**0.87**	10 U	**0.87 J**	**0.86 J**	**0.83 J**	--	--	50 U	--	50 U	**0.54 J**
Benz(a)anthracene	µg/L	0.05 U	10 U	10 U	8.0 U	20 U	100 U	100 U	40 U	40 U	0.2 U	0.2 U	10 U	10 U	10 U	10 U	--	--	50 U	--	50 U	10 U
Benzo(a)pyrene	µg/L	0.05 U	10 U	10 U	8.0 U	20 U	100 U	100 U	40 U	40 U	0.2 U	0.2 U	10 U	10 U	10 U	10 U	--	--	50 U	--	50 U	10 U
Benzo(b)fluoranthene	µg/L	0.1 U	10 U	10 U	8.0 U	20 U	100 U	100 U	40 U	40 U	0.2 U	0.2 U	10 U	10 U	10 U	10 U	--	--	50 U	--	50 U	10 U
Benzo(g,h,i)perylene	µg/L	10 U	10 U	10 U	8.0 U	20 U	100 U	100 U	40 U	40 U	0.2 U	0.2 U	10 U	10 U	10 U	10 U	--	--	50 U	--	50 UJ	10 U
Benzo(k)fluoranthene	µg/L	10 U	10 U	10 U	8.0 U	20 U	100 U	100 U	40 U	40 U	0.2 U	0.2 U	10 U	10 U	10 U	10 U	--	--	50 U	--	50 U	10 U
Chrysene	µg/L	0.05 U	10 U	10 U	8.0 U	20 U	100 U	100 U	40 U	40 U	0.2 U	0.2 U	10 U	10 U	10 U	10 U	--	--	50 U	--	50 U	10 U
Dibenzo(a,h)anthracene	µg/L	0.1 U	10 U	10 U	8.0 U	20 U	100 U	100 U	40 U	40 U	0.2 U	0.2 U	10 U	10 U	10 U	10 U	--	--	50 U	--	50 UJ	10 U
Dibenzofuran	µg/L	--	50 U	50 U	8.0 U	20 U	100 U	100 U	40 U	40 U	**6.1**	**5.8**	10 U	**1.8 J**	**1.8 J**	**1.6 J**	--	--	**1.8 J**	--	**2.1 J**	**1.8 J**
Fluoranthene	µg/L	10 U	10 U	10 U	8.0 U	20 U	100 U	100 U	40 U	40 U	**0.26**	**0.24**	10 U	10 U	10 U	10 U	--	--	50 U	--	50 U	10 U
Fluorene	µg/L	10 U	10 U	10 U	8.0 U	20 U	100 U	100 U	40 U	40 U	**9**	**8.4**	10 U	**8.3 J**	**11 J**	**8.2 J**	--	--	**6.2 J**	--	**8.1 J**	**6.2 J**
Indeno(1,2,3-cd)pyrene	µg/L	0.05 U	10 U	10 U	8.0 U	20 U	100 U	100 U	40 U	40 U	0.2 U	0.2 U	10 U	10 U	10 U	10 U	--	--	50 U	--	50 UJ	10 U
Naphthalene	µg/L	**1,600**	**1,700**	**1,700**	**1,500**	**1,800**	**1,900**	**1,800**	**1,600**	**1,700**	**1,600**	**1,400**	**1,500**	**2,200 D**	**2,500 D**	10 U	**580**	**520**	**1,700 D**	**2,000 D**	**1,800 D**	--
Phenanthrene	µg/L	10 U	10 U	10 U	8.0 U	20 U	100 U	100 U	40 U	40 U	**7**	**6.6**	10 U	**6.8 J**	**6.9 J**	**5.9 J**	--	--	**5.6 J**	--	**7.0 J**	**4.3 J**
Pyrene	µg/L	10 U	10 U	10 U	8.0 U	20 U	100 U	100 U	40 U	40 U	**0.31**	**0.3**	10 U	10 U	10 U	10 U	--	--	50 U	--	50 U	10 U
Inorganic Compounds																						
Aluminum (fume or dust)	mg/L	--	0.2 U	0.2 U	0.2 U	**0.727**	0.2 U	0.2 U	0.2 U	0.2 U	0.2 U	0.2 U	0.2 U	0.2 U	0.2 U	**0.029 B**	--	--	**0.03 B**	0.2 U	0.2 U	**0.033 BN**
Antimony	mg/L	0.02 U	0.01 U	0.01 U	0.006 U	0.006 U	0.02 U	0.02 U	0.006 U	0.006 U	0.02 U	0.02 U	0.02 U	0.02 U	0.02 U	0.02 U	--	--	0.02 U	0.02 U	0.02 U	0.02 U
Arsenic	mg/L	0.05 U	0.01 U	0.01 U	0.01 U	0.01 U	0.01 U	0.01 U	0.01 U	0.01 U	0.01 U	0.01 U	0.01 U	0.01 U	0.01 U	0.01 U	--	--	0.01 U	0.01 U	0.01 U	0.01 U
Barium	mg/L	**0.364**	**0.352**	**0.376**	**0.284**	**0.326**	**0.34**	**0.34**	**0.33**	**0.32**	**0.31**	**0.31**	**0.3**	**0.32**	**0.32**	**0.33**	--	--	**0.26**	**0.27**	**0.28**	**0.26**
Beryllium	mg/L	0.01 U	0.005 U	0.005 U	0.004 U	0.004 U	0.004 U	0.004 U	0.004 U	0.004 U	0.004 U	0.004 U	0.004 U	0.004 U	0.004 U	0.004 U	--	--	0.004 U	0.004 U	0.004 U	0.004 U
Cadmium	mg/L	0.005 U	0.002 U	0.002 U	0.005 U	0.005 U	0.005 U	0.005 U	0.005 U	0.005 U	0.005 U	0.005 U	0.005 U	0.005 U	0.005 U	0.005 U	--	--	0.005 U	0.005 U	0.005 U	0.005 U
Calcium metal	mg/L	--	**28.3**	**31.2**	**26.2**	**30.3**	**27**	**27**	**26**	**25**	**27**	**26**	**23**	**25**	**26**	**26**	--	--	**21**	**22**	**23**	**22**
Chromium	mg/L	0.01 U	0.005 U	0.005 U	0.01 U	0.01 U	0.01 U	0.01 U	0.01 U	0.01 U	0.01 U	0.01 U	0.01 UJ	0.01 U	0.01 U	0.01 U	--	--	0.01 U	0.01 U	0.01 U	**0.002 B**
Cobalt	mg/L	--	0.007 U	0.007 U	0.01 U	0.01 U	0.01 U	0.01 U	0.01 U	0.01 U	0.01 U	0.01 U	0.01 U	0.01 U	0.01 U	0.01 U	--	--	0.01 U	0.01 U	0.01 U	0.01 U
Copper	mg/L	0.01 U	0.025 U	0.025 U	0.02 U	0.02 U	0.02 U	0.02 U	0.02 U	0.02 U	0.02 U	0.02 U	0.02 U	**0.0046 B**	**0.0034 B**	0.02 U	--	--	0.02 U	**0.0026 J**	0.02 U	0.02 U
Cyanide	mg/L	0.01 U	0.01 U	0.01 U	0.01 U	0.01 U	0.01 U	0.01 U	0.01 U	0.01 U	0.01 U	0.01 U	0.015 U	0.01 U	0.01 U	0.01 U	0.01 U	0.01 U	0.01 U	0.01 U	0.01 U	0.01 U
Iron	mg/L	--	**1.73**	**1.76**	**1.48**	**2.32**	**1.5**	**1.5**	**1.4**	**1.4**	**1.4**	**1.4**	**1.4**	**1.4**	**1.4**	**1.4**	--	--	**1.2**	**1.1**	**1.2**	**1.1**
Lead	mg/L	0.01 U	0.003 U	0.003 U	0.005 U	0.005 U	0.005 U	0.005 U	0.005 U	0.005 U	0.005 U	0.005 U	0.005 U	**0.0015 B**	0.005 U	0.005 U	--	--	0.005 U	0.005 U	0.005 U	0.005 U
Magnesium	mg/L	--	**16.7**	**16.3**	**13.9**	**15.7**	**15**	**14**	**14**	**14**	**14**	**14**	**13**	**14**	**14**	**14**	--	--	**11**	**12**	**12**	**12**
Manganese	mg/L	--	**1**	**1.03**	**0.81**	**0.937**	**0.94**	**0.94**	**0.89**	**0.89**	**0.9**	**0.88**	**0.77**	**0.86**	**0.86**	**0.88**	--	--	**0.72**	**0.74**	**0.77**	**0.71**
Mercury	mg/L	0.0002 U	0.0002 U	0.0002 U	0.0002 U	0.0002 U	0.0002 U	0.0002 U	0.0002 U	0.0002 U	0.0002 U	0.0002 U	0.0002 UJ	0.0002 U	0.0002 U	0.0002 U	--	--	0.0002 U	0.0002 U	0.0002 U	0.00020 U
Nickel	mg/L	0.02 U	0.04 U	0.04 U	0.04 U	0.04 U	0.04 U	0.04 U	0.04 U	0.04 U	0.04 U	0.04 U	0.04 U	0.04 U	0.04 U	0.04 U	--	--	0.04 U	0.04 U	0.04 U	0.04 U
Potassium	mg/L	--	5 U	5 U	**2.82**	**3.42**	**3.3**	**3.3**	**3.1**	**3.1**	**3.1**	**3.1**	**2.9**	**3.1**	**3.1**	**3.1**	--	--	**2.7**	**3.1**	**3.2**	**2.7**
Selenium	mg/L	0.02 U	0.005 U	0.005 U	0.01 U	0.01 U	0.01 U	0.01 U	0.01 U	0.01 U	0.01 U	0.01 U	0.01 U	0.01 U	0.01 U	0.01 U	--	--	0.01 U	0.01 U	0.01 U	0.01 U
Sodium	mg/L	--	**16.7**	**17.1**	**15.6**	**17.3**	**15**	**15**	**15**	**15**	**16**	**15**	**16**	**15**	**15**	**15**	--	--	**13**	**14**	**15**	**14**
Thallium	mg/L	0.001 U	0.001 U	0.001 U	0.001 U	0.001 U	0.002 U	0.002 U	0.001 U	0.001 U	0.001 U	0.001 U	0.002 U	0.002 U	0.002 U	0.002 UWN	--	--	0.002 U	0.002 U	0.002 U	0.002 U
Vanadium (fume or dust)	mg/L	0.01 U	0.007 U	0.007 U	0.01 U	0.01 U	0.01 U	0.01 U	0.01 U	0.01 U	0.01 U	0.01 U	0.01 U	0.01 U	0.01 U	0.01 U	--	--	0.01 U	0.01 U	0.01 U	0.01 U
Zinc	mg/L	0.02 U	0.02 U	**0.0336**	0.02 U	0.02 U	0.02 U	0.02 U	0.02 U	0.02 U	0.02 U	0.02 U	0.02 U	**0.022**	**0.015 B**	0.02 U	--	--	0.02 U	0.02 U	**0.0078 J**	0.02 U

Notes:
ISCO - *in-situ* chemical oxidation
** - Resampled in August 2007 for VOCs only

Data Qualifier Defintions:
-- - Not analyzed
B (Inorganics) - Estimated analyte concentration
D - Analyte concentration reported from secondary dilution
DB - Analyte concentration reported from secondary dilution; analyte detected in method blank
H - Holding time exceeded for sample
J - Estimated analyte concentration
JB (Organic) - Estimated analyte concentration; analyte detected in method blank
JM (Organic) - Estimated analyte concentration; spike sample recovery outside control limits
M (Organic) - Spike sample recovery outside control limits
N - Spike sample recovery outside of control limits
R - Sample data results rejected due to deficiencies in the ability to meet quality control standards
< - Analyte not detected at referenced detection limit
U - Analyte not detected at referenced detection limit
UJ - Analyte not detected; low method bias and/or matrix interference
UN - Analyte not detected; spiked sample recovery outside of control limits
UR - Analyte not detected; data rejected
UWN - Analyte not detected; post digestion spike and spike sample recovery outside control limits
Bold - Exceeds the laboratory detection limit

Appendix E-2
Summary of Historical Groundwater Sampling Data - Transition Zone and Bedrock Monitoring Wells
January 2001 through January 2019
Atlanta Gas Light Company
Former Manufactured Gas Plant Site
Augusta, Georgia

Chemical Name	Location ID	MW-306TZ	MW-306TZ	MW-306TZ	MW-306TZ	MW-306TZ	MW-306TZ	MW-306TZ	MW-306TZ	MW-306TZ	MW-306TZ	MW-306TZ	MW-306TZ	MW-306TZ	MW-306TZ	MW-306TZ	MW-306TZ	MW-306TZ	MW-306TZ	MW-306TZ	MW-306TZ	MW-306TZ	MW-306TZ	MW-306TZ	MW-306TZ	MW-306TZ	MW-306TZ	MW-306TZ	MW-306TZ	MW-306TZ
	Sample Date	1/22/2019	7/17/2018	1/23/2018	7/25/2017	1/24/2017	7/26/2016	1/19/2016	7/30/2015	7/30/2015 DUP	1/13/2015	1/13/2015 DUP	7/14/2014	7/14/2014 DUP	1/27/2014	1/27/2014 DUP	7/9/2013	1/10/2013	1/10/2013 DUP	7/25/2012	7/25/2012 DUP	1/17/2012	1/17/2012 DUP	7/6/2011	7/6/2011 DUP	1/18/2011	1/18/2011 DUP	7/20/2010	1/12/2010	1/12/2010 DUP
	Unit	Post-Extraction									During Extraction																			
Volatile Organic Compounds																														
Acetone	µg/L	< 50	< 50	< 50	< 50	< 50	< 50	< 50	< 50	< 50	< 50	< 50	< 50	< 50	< 50	<50	< 50	< 100	< 100	< 100	< 100	< 50	< 5.0	< 50	< 25	< 5.0	< 5.0	< 100 U	< 5000	< 5000
Benzene	µg/L	< 5.0	< 5.0	< 5.0	< 5.0	< 5.0	< 5.0	< 5.0	< 5.0	< 5.0	< 5.0	< 5.0	< 5.0	< 5.0	**18**	**18**	**21**	**5.1**	**5.4**	**5.5**	**5.3**	**91**	**81**	**120**	**120**	**630**	**710**	**69**	**4700**	**4800**
Carbon Disulfide	µg/L	< 5.0	< 5.0	< 5.0	< 5.0	< 5.0	< 5.0	< 5.0	< 5.0	< 5.0	< 5.0	< 5.0	< 5.0	< 5.0	< 5.0	<5.0	< 5.0	< 5.0	< 5.0	< 5.0	< 5.0	< 6.0	**0.89 J**	< 6.0	< 3.0	< 0.60	< 0.60	< 5.0 U	<250	<250
Ethylbenzene	µg/L	< 5.0	< 5.0	< 5.0	< 5.0	< 5.0	< 5.0	< 5.0	< 5.0	< 5.0	< 5.0	< 5.0	< 5.0	< 5.0	< 5.0	<5.0	< 5.0	< 5.0	< 5.0	< 5.0	< 5.0	**2.3 J**	**1.8 J**	**2.6 J**	**2.0 J**	**2.3 J**	**2.9 J**	**1.1 J**	<250	<250
Methylene Chloride	µg/L	< 5.0	< 5.0	< 5.0	< 5.0	< 5.0	< 5.0	< 5.0	< 5.0	< 5.0	< 5.0	< 5.0	< 5.0	< 5.0	< 5.0	<5.0	< 5.0	< 5.0	< 5.0	< 5.0	< 5.0	< 10	< 1.0	< 10	< 5.0	< 1.0	< 1.0	< 5.0 U	<250	<250
Toluene	µg/L	< 5.0	< 5.0	< 5.0	< 5.0	< 5.0	< 5.0	< 5.0	< 5.0	< 5.0	< 5.0	< 5.0	< 5.0	< 5.0	< 5.0	<5.0	< 5.0	< 5.0	< 5.0	< 5.0	< 5.0	< 3.3	**0.77 J**	< 3.3	< 1.7	**0.63 J**	**0.67 J**	**0.63 J**	<250	<250
Trichloroethylene	µg/L	< 5.0	< 5.0	< 5.0	< 5.0	< 5.0	< 5.0	< 5.0	< 5.0	< 5.0	< 5.0	< 5.0	< 5.0	< 5.0	< 5.0	<5.0	< 5.0	< 5.0	< 5.0	< 5.0	< 5.0	< 1.3	< 0.13	< 1.3	< 0.65	< 0.13	< 0.13	< 5.0 U	<250	<250
Xylenes, total	µg/L	**13**	**5.4**	**6.9**	**6.4**	**7.9**	**7.6**	**5.3**	< 5.0	< 5.0	**6.8**	**6.3**	**7**	**8.6**	**7.5**	**8.6**	**7.5**	**8.5**	**8.8**	7.8	7.3	**12 J**	**14**	**11 J**	**11 J**	**17**	**22**	**19**	<250	<250
Semivolatile Organic Compounds																														
Acenaphthene	µg/L	< 50	< 50	**18**	**21**	**15**	**16**	**11**	**8.9**	< 50	**18**	**21**	**16**	**19**	**18**	**19**	**17**	**12**	**13**	**6.3**	**7.6**	**13**	**15**	**19**	**21**	**24**	**24**	**23**	<94	30
Acenaphthylene	µg/L	< 1.0	< 1.0	< 1.0	< 1.0	< 1.0	< 1.0	< 1.0	< 1.0	< 1.0	< 1.0	< 1.0	< 1.0	< 1.0	< 1.0	< 1.0	<1.0	**0.21**	<0.19	< 3.8	< 3.8	< 0.099	< 0.096	< 1.0	< 0.95	< 0.96	< 0.96	<0.19	<0.19	**0.34**
Anthracene	µg/L	**0.28**	**0.33**	**0.35 J**	**0.35**	**0.33**	**0.3**	**0.16**	**0.13**	**0.15**	**0.25**	**0.25**	**0.3**	**0.35**	**0.37**	**0.39**	**0.27**	**0.2**	**0.24**	< 3.8	< 3.8	**0.24**	**0.30**	< 1.0	< 0.95	< 0.96	< 0.96	**0.36**	**0.48**	**0.43**
Benz(a)anthracene	µg/L	< 0.05	< 0.05	< 0.05	< 0.05	< 0.05	< 0.05	< 0.05	< 0.05	< 0.05	< 0.05	< 0.05	< 0.05	< 0.05	< 0.05	< 0.05	<0.050	<0.19	<0.19	< 3.8	< 3.8	< 0.099	< 0.096	< 1.0	< 0.95	< 0.96	< 0.96	< 0.19	< 0.19	<0.20
Benzo(a)pyrene	µg/L	< 0.05	< 0.05	< 0.05	< 0.05	< 0.05	< 0.05	< 0.05	< 0.05	< 0.05	< 0.05	< 0.05	< 0.05	< 0.05	< 0.05	< 0.05	<0.050	<0.19	<0.19	< 3.8	< 3.8	< 0.099	< 0.096	< 1.0	< 0.95	< 0.96	< 0.96	< 0.19	< 0.19	<0.20
Benzo(b)fluoranthene	µg/L	< 0.1	< 0.1	< 0.1	< 0.1	< 0.1	< 0.1	< 0.1	< 0.1	< 0.1	< 0.1	< 0.1	< 0.10	< 0.10	< 0.10	< 0.10	<0.10	**0.19**	<0.19	< 3.8	< 3.8	< 0.099	< 0.096	< 1.0	< 0.95	< 0.96	< 0.96	< 0.19	< 0.19	<0.20
Benzo(g,h,i)perylene	µg/L	< 0.1	< 0.1	< 0.1	< 0.1	< 0.1	< 0.1	< 0.1	< 0.1	< 0.1	< 0.10	< 0.10	< 0.10	< 0.10	< 0.10	< 0.10	<0.10	<0.19	<0.19	< 3.8	< 3.8	< 0.099	< 0.096	< 1.0	< 0.95	< 0.96	< 0.96	< 0.19	< 0.19	<0.20
Benzo(k)fluoranthene	µg/L	< 0.05	< 0.05	< 0.05	< 0.05	< 0.05	< 0.05	< 0.05	< 0.05	< 0.05	< 0.05	< 0.05	< 0.05	< 0.05	< 0.05	< 0.05	<0.050	<0.19	<0.19	< 3.8	< 3.8	< 0.099	< 0.096	< 1.0	< 0.95	< 0.96	< 0.96	< 0.19	< 0.19	<0.20
Chrysene	µg/L	< 0.05	< 0.05	< 0.05	< 0.05	< 0.05	< 0.05	< 0.05	< 0.05	< 0.05	< 0.05	< 0.05	< 0.05	< 0.05	< 0.05	< 0.05	<0.050	<0.19	<0.19	< 3.8	< 3.8	< 0.045	< 0.043	< 0.46	< 0.43	< 0.43	< 0.43	< 0.19	< 0.19	<0.20
Dibenzo(a,h)anthracene	µg/L	< 0.1	< 0.1	< 0.1	< 0.1	< 0.1	< 0.1	< 0.1	< 0.1	< 0.1	< 0.10	< 0.10	< 0.10	< 0.10	< 0.10	< 0.10	<0.10	<0.19	<0.19	< 3.8	< 3.8	< 0.099	< 0.096	< 1.0	< 0.95	< 0.96	< 0.96	< 0.19	< 0.19	<0.20
Fluoranthene	µg/L	**0.14**	**0.18**	**0.18 J**	**0.18**	**0.15**	**0.15**	**0.11**	< 0.1	< 0.1	**0.12**	**0.13**	**0.14**	**0.16**	**0.17**	**0.18**	**0.15**	**0.25**	<0.19	< 3.8	< 3.8	**0.11 J**	**0.15 J**	< 1.0	< 0.95	< 0.96	< 0.96	**0.16 J**	**0.21**	**0.25**
Fluorene	µg/L	**2.5**	**2.6**	**2.9 J**	**3.2**	**2.4**	**2.5**	**1.4**	**0.93**	**1.2**	**2**	**2.2**	**2.1**	**2.3**	**2.5**	**2.7**	**2.1**	**1.6**	**1.7**	< 3.8	< 3.8	**1.3**	**1.6**	**3.0**	**3.4**	**3.2**	**3.5**	**2.0**	**4.3**	**3.4**
Indeno(1,2,3-cd)pyrene	µg/L	< 0.05	< 0.05	< 0.05	< 0.05	< 0.05	< 0.05	< 0.05	< 0.05	< 0.05	< 0.05	< 0.05	< 0.05	< 0.05	< 0.05	< 0.05	< 0.05	<0.19	<0.19	< 3.8	< 3.8	< 0.099	< 0.096	< 1.0	< 0.95	< 0.96	< 0.96	< 0.19 U	<0.20	< 0.19
Naphthalene	µg/L	**370**	**290**	**350**	**360**	**270**	**270**	**160**	**200**	**210**	**240**	**300**	**310**	**390**	**290**	**340**	**340**	**11 J**	**270**	**200**	**240**	**550 D**	**770**	**330**	**380**	**510**	**520**	**340**	**650**	**700**
Phenanthrene	µg/L	**1.4**	**1.5**	**1.6 J**	**1.8**	**1.3**	**1.3**	**0.32**	**0.45**	**0.57**	**0.95**	**1.1**	**1.3**	**1.5**	**1.6**	**1.8**	**1.5**	**1.4**	**1.3**	< 3.8	< 3.8	**1.5**	**1.9**	**2.2**	**2.3**	**2.6**	**2.5**	**2.0**	**3.2**	**3.1**
Pyrene	µg/L	**0.15**	**0.15**	**0.18 J**	**0.16**	**0.15**	**0.13**	**0.1**	**0.056**	**0.068**	**0.11**	**0.12**	**0.11**	**0.13**	**0.15**	**0.17**	**0.12**	**0.32**	<0.19	< 3.8	< 3.8	< 0.099	**0.11 J**	< 1.0	< 0.95	< 0.96	< 0.96	**0.16 J**	< 0.19	<0.20
Inorganic Compounds																														
Antimony	mg/L	< 0.006	< 0.006	< 0.006	< 0.006	< 0.006	< 0.006	< 0.006	< 0.02	< 0.02	< 0.02	< 0.02	< 0.02	< 0.02	< 0.02	< 0.02	< 0.02	< 0.02	< 0.02	< 0.02	< 0.02	< 0.02	< 0.0053	< 0.0053	< 0.0053	< 0.0053	< 0.0053	< 0.0053	< 0.020	< 0.020	< 0.020
Arsenic	mg/L	< 0.05	< 0.05	< 0.05	< 0.05	< 0.05	< 0.05	< 0.05	< 0.05	< 0.05	< 0.05	< 0.05	< 0.05	< 0.05	< 0.05	< 0.05	< 0.05	< 0.02	< 0.02	< 0.02	< 0.02	< 0.0046	< 0.0046	< 0.0046	< 0.0046	< 0.0046	< 0.0046	< 0.020	< 0.020	< 0.020
Barium	mg/L	**0.742**	**0.686**	**0.65**	**0.775**	**0.72**	**0.855**	**0.838**	**0.771**	**0.783**	**0.735**	**0.741**	**0.802**	**0.821**	**0.790**	**0.822**	**0.689**	**0.45**	**0.44**	**0.50**	**0.50**	**0.56**	**0.57**	**0.74**	**0.76**	**0.57**	**0.65**	**0.73**	**0.84**	**0.77**
Beryllium	mg/L	< 0.004	< 0.004	< 0.004	< 0.004	< 0.004	< 0.004	< 0.004	< 0.01	< 0.01	< 0.01	< 0.01	< 0.01	< 0.01	< 0.01	< 0.01	< 0.01	< 0.0040	< 0.0040	< 0.0040	< 0.0040	< 0.00020	< 0.00020	< 0.00020	< 0.00020	< 0.00020	< 0.00020	< 0.0040	< 0.0040	< 0.0040
Cadmium	mg/L	< 0.005	< 0.005	< 0.005	< 0.005	< 0.005	< 0.005	< 0.005	< 0.005	< 0.005	< 0.005	< 0.005	< 0.005	< 0.005	< 0.005	< 0.005	< 0.005	< 0.0050	< 0.0050	< 0.0050	< 0.0050	< 0.0020	< 0.0020	< 0.0020	< 0.0020	< 0.0020	< 0.0020	< 0.0050	< 0.0050	< 0.0050
Chromium	mg/L	< 0.01	< 0.01	< 0.01	< 0.01	< 0.01	< 0.01	< 0.01	< 0.01	< 0.01	< 0.01	< 0.01	< 0.01	< 0.01	< 0.01	< 0.01	< 0.01	< 0.010	< 0.010	< 0.010	< 0.010	< 0.0012	< 0.0012	< 0.0012	< 0.0012	< 0.0012	< 0.0012	< 0.010	< 0.010	< 0.010
Copper	mg/L	< 0.01	< 0.01	< 0.01	< 0.01	< 0.01	< 0.01	< 0.01	**0.0142**	< 0.01	< 0.01	< 0.01	< 0.01	< 0.01	< 0.01	< 0.01	< 0.01	< 0.02	< 0.02	< 0.02	< 0.02	< 0.0019	< 0.0019	< 0.0019	< 0.0019	< 0.0019	< 0.0019	**0.0042 J**	< 0.020	< 0.020
Cyanide	mg/L	< 0.01	< 0.01	< 0.01	< 0.01	< 0.01	< 0.01	< 0.01	< 0.01	< 0.01	< 0.01	< 0.01	< 0.01	< 0.01	< 0.01	< 0.01	< 0.01	< 0.010	< 0.010	< 0.010	< 0.010	< 0.0050	< 0.0050	**0.014**	**0.0083 J**	< 0.0050	< 0.0050	< 0.010	< 0.010	< 0.010
Lead	mg/L	< 0.01	< 0.01	< 0.01	< 0.01	< 0.01	< 0.01	< 0.01	< 0.01	< 0.01	< 0.01	< 0.01	< 0.01	< 0.01	< 0.01	< 0.01	< 0.01	< 0.010	< 0.010	< 0.010	< 0.010	< 0.0040	< 0.0040	< 0.0040	< 0.0040	< 0.0040	< 0.0040	< 0.010	< 0.010	< 0.010
Mercury	mg/L	< 0.0002	< 0.0002	< 0.0002	< 0.0002	< 0.0002	< 0.0002	< 0.0002	< 0.0002	< 0.0002	< 0.00020	< 0.00020	< 0.00020	< 0.00020	< 0.00020	< 0.00020	< 0.00020	< 0.00020	< 0.00020	< 0.00020	< 0.00020	< 0.000091	< 0.000091	< 0.000091	< 0.000091	< 0.000091	< 0.000091	< 0.00020	< 0.00020	< 0.00020
Nickel	mg/L	< 0.02	< 0.02	< 0.02	< 0.02	< 0.02	< 0.02	< 0.02	< 0.02	< 0.02	< 0.02	< 0.02	< 0.02	< 0.02	< 0.02	< 0.02	< 0.02	< 0.04	< 0.04	< 0.04	< 0.04	< 0.0023	< 0.0023	< 0.0023	< 0.0023	< 0.0023	< 0.0023	< 0.040	< 0.040	< 0.040
Selenium	mg/L	< 0.02	< 0.02	< 0.02	< 0.02	< 0.02	< 0.02	< 0.02	< 0.02	< 0.02	< 0.02	< 0.02	< 0.02	< 0.02	< 0.02	< 0.02	< 0.02	< 0.020	< 0.020	< 0.020	< 0.020	< 0.0064	< 0.0064	< 0.0064	< 0.0064	< 0.0064	< 0.0064	< 0.020	< 0.020	< 0.020
Thallium	mg/L	< 0.002	< 0.002	< 0.002	< 0.002	< 0.002	< 0.002	< 0.002	< 0.02	< 0.02	< 0.02	< 0.02	< 0.02	< 0.02	< 0.02	< 0.02	< 0.02	< 0.0010	< 0.0010	< 0.0010	< 0.0010	< 0.00025	< 0.00025	< 0.00025	< 0.00025	< 0.00025	< 0.00025	< 0.0010	< 0.0010	< 0.0010
Vanadium (fume or dust)	mg/L	< 0.01	< 0.01	< 0.01	< 0.01	< 0.01	< 0.01	< 0.01	< 0.01	< 0.01	< 0.01	< 0.01	< 0.01	< 0.01	< 0.01	< 0.01	< 0.01	< 0.010	< 0.010	< 0.010	< 0.010	< 0.0024	< 0.0024	< 0.0024	< 0.0024	< 0.0024	< 0.0024	< 0.010	< 0.010	< 0.010
Zinc	mg/L	< 0.02	< 0.02	< 0.02	< 0.02	< 0.02	< 0.02	< 0.02	< 0.02	< 0.02	< 0.02	< 0.02	< 0.02	< 0.02	< 0.02	< 0.02	< 0.02	< 0.020	< 0.020	< 0.020	< 0.020	< 0.0087	< 0.0087	< 0.0087	< 0.0087	< 0.0087	< 0.0087	< 0.020	< 0.020	< 0.020

Notes:
ISCO - *in-situ* chemical oxidation
** - Resampled in August 2007 for VOCs only

Data Qualifier Defintions:
-- - Not analyzed
B (Inorganics) - Estimated analyte concentration
D - Analyte concentration reported from secondary dilution
DB - Analyte concentration reported from secondary dilution; analyte detected in method blank
H - Holding time exceeded for sample
J - Estimated analyte concentration
JB (Organic) - Estimated analyte concentration; analyte detected in method blank
JM (Organic) - Estimated analyte concentration; spike sample recovery outside control limits
M (Organic) - Spike sample recovery outside control limits
N - Spike sample recovery outside of control limits
R - Sample data results rejected due to deficiencies in the ability to meet quality control standards
< - Analyte not detected at referenced detection limit
U - Analyte not detected at referenced detection limit
UJ - Analyte not detected; low method bias and/or matrix interference
UN - Analyte not detected; spiked sample recovery outside of control limits
UR - Analyte not detected; data rejected
UWN - Analyte not detected; post digestion spike and spike sample recovery outside control limits
Bold - Exceeds the laboratory detection limit

Appendix E-2
Summary of Historical Groundwater Sampling Data - Transition Zone and Bedrock Monitoring Wells
January 2001 through January 2019
Atlanta Gas Light Company
Former Manufactured Gas Plant Site
Augusta, Georgia

Chemical Name	Location ID	MW-306TZ	MW-306TZ	MW-306TZ	MW-306TZ	MW-306TZ	MW-306TZ	MW-306TZ	MW-306TZ	MW-306TZ	MW-306TZ	MW-306TZ	MW-306TZ	MW-306TZ	MW-306TZ	MW-306TZ	MW-306TZ	MW-306TZ	MW-306TZ	MW-306TZ	MW-306TZ	MW-306TZ
	Sample Date	7/21/2009	7/21/2009 DUP	1/19/2009	7/22/2008	7/22/2008 DUP	1/9/2008	7/10/2007	7/10/2007 DUP	2/15/2007	7/11/2006	2/8/2006	1/12/2006	1/12/2006 DUP	7/22/2005	1/20/2005	7/15/2004	7/18/2003	1/15/2003	7/9/2002	1/15/2002	7/11/2001	1/22/2001
	Unit	During Extraction									Pre-Extraction												
Volatile Organic Compounds																							
Acetone	µg/L	< 5000	< 2000	< 5000	< 1000	< 5000	< 50	< 50	< 50	< 50	50 U	--	2,000 U	2,000 U	620 U	1,200 U	1,200 U	630 U	120 U	120 U	120 U	120 U	120 U
Benzene	µg/L	**4200**	**3900**	**3500**	**3,500**	**3500**	**4,100**	**5,600**	**5,700**	**6,800**	**6,600**	--	**5,700**	**5,500**	**6,200**	**4,600**	**3,200**	**1,700**	**1,100 D**	**1,000 D**	**880**	**1,700 D**	**740 DB**
Carbon Disulfide	µg/L	< 250	< 100	64 J	< 50	< 250	< 5.0	< 5	< 5	< 5	5 U	--	200 U	200 U	25 U	50 U	50 U	25 U	5.0 U	5.0 U	5.0 U	**11**	1.0 U
Ethylbenzene	µg/L	< 250	< 100	< 250	**9.0 J**	< 250	**9.4**	**8.5**	**7.8**	**39**	**64**	--	200 U	200 U	**700**	**760**	**410**	**300**	**300**	**290**	**170**	**450**	**170 D**
Methylene Chloride	µg/L	< 250	< 100	21 J	< 50	< 250	< 5.0	< 5	< 5	< 5	5 U	100 U	840 U	880 U	120 U	250 U	250 U	130 U	25 U	25 U	25 U	**25 J**	5.0 U
Toluene	µg/L	< 250	< 100	< 250	< 50	< 250	< 5.0	< 5	< 5	< 5	5 U	--	200 U	200 U	25 U	50 U	50 U	50 U	**1.5 J**	**2.6 J**	**7.7**	**8.9**	**1.3**
Trichloroethylene	µg/L	< 250	< 100	< 250	< 50	< 250	< 5.0	< 5	< 5	< 5	5 U	--	200 U	200 U	25 U	50 U	50 U	50 U	5.0 U	**3.5 J**	5.0 U	**3.1 J**	1.0 U
Xylenes, total	µg/L	< 250	< 100	61 J	**84**	**55**	**100**	**95**	**85**	**160**	**130**	--	400 U	400 U	**210**	**290**	**200**	**110**	**82**	**130**	**66**	**230**	**94**
Semivolatile Organic Compounds																							
2-Methylnaphthalene	µg/L	--	--	--	--	--	--	--	--	--	--	--	**68**	**62**	**80**	**85**	**69**	**43**	**0.02**	**22**	**15**	**28**	**18**
Acenaphthene	µg/L	**41**	**43**	**14 J***	**19**	**25**	**27**	**32**	**30**	**32**	**35**	--	**24**	**23**	**29**	80 U	**26**	**19**	**0.011**	**9.7 J**	**7.2 J**	**13**	**9.3 J**
Acenaphthylene	µg/L	< 0.94	**0.29**	< 20 *	< 3.9	< 3.8	< 10	< 10	< 10	< 10	10 U	--	6.7 U	4.0 U	10 U	80 U	80 U	10 U	10 U	10 U	10 U	10 U	10 U
Anthracene	µg/L	< 0.94	**0.71**	< 20 *	**0.49 J**	**0.56 J**	< 10	< 10	< 10	< 10	10 U	--	6.7 U	4.0 U	10 U	80 U	80 U	10 U	10 U	10 U	10 U	**1.3 J**	10 U
Benz(a)anthracene	µg/L	< 0.94	< 0.19	< 20	< 3.9	< 3.8	< 0.05	< 0.05	< 0.05	< 0.05	0.05 U	--	6.7 U	4.0 U	10 U	80 U	80 U	10 U	10 U	10 U	10 U	10 U	10 U
Benzo(a)pyrene	µg/L	< 0.94	< 0.19	< 20	< 3.9	< 3.8	< 0.05	< 0.05	< 0.05	< 0.05	0.05 U	--	6.7 U	4.0 U	10 U	80 U	80 U	10 U	10 U	10 U	10 U	10 U	10 U
Benzo(b)fluoranthene	µg/L	< 0.94	< 0.19	< 20	< 3.9	< 3.8	< 0.10	< 0.1	< 0.1	< 0.1	0.1 U	--	6.7 U	4.0 U	10 U	80 U	80 U	10 U	10 U	10 U	10 U	10 U	10 U
Benzo(g,h,i)perylene	µg/L	< 0.94	< 0.19	< 20	< 3.9	< 3.8	< 10	< 10	< 10	< 10	10 U	--	6.7 U	4.0 U	10 U	80 U	80 U	10 U	10 U	10 U	10 U	10 U	10 U
Benzo(k)fluoranthene	µg/L	< 0.94	< 0.19	< 20 *	< 3.9	< 3.8	< 10	< 10	< 10	< 10	10 U	--	6.7 U	4.0 U	10 U	80 U	80 U	10 U	10 U	10 U	10 U	10 U	10 U
Chrysene	µg/L	< 0.94	< 0.19	< 20	< 3.9	< 3.8	< 0.05	< 0.05	< 0.05	< 0.05	0.05 U	--	6.7 U	4.0 U	10 U	80 U	80 U	10 U	10 U	10 U	10 U	10 U	10 U
Dibenzo(a,h)anthracene	µg/L	< 0.94	< 0.19	< 20	< 3.9	< 3.8	< 0.1	< 0.1	< 0.1	< 0.1	0.1 U	--	6.7 U	4.0 U	10 U	80 U	80 U	10 U	10 U	10 U	10 U	10 U	10 U
Dibenzofuran	µg/L	--	--	--	--	--	--	--	--	--	--	--	33 U	20 U	10 U	80 U	80 U	10 U	10 U	10 U	10 U	10 U	10 U
Fluoranthene	µg/L	< 0.94	**0.23**	< 20 *	< 3.9	< 3.8	< 10	< 10	< 10	< 10	10 U	--	6.7 U	4.0 U	10 U	80 U	80 U	10 U	10 U	10 U	10 U	10 U	10 U
Fluorene	µg/L	4.9	**5.2**	< 20 *	**2.3 J**	**3.3 J**	< 10	< 10	< 10	< 10	10 U	--	6.7 U	4.0 U	11 J	80 U	80 U	10 U	**0.00095 J**	**1.2 J**	**0.85 J**	**1.3 J**	**0.98 J**
Indeno(1,2,3-cd)pyrene	µg/L	< 0.94	< 0.19	< 20	< 3.9	< 3.8	< 0.05	< 0.05	< 0.05	< 0.05	0.05 U	--	6.7 U	4.0 U	10 U	80 U	80 U	10 U	10 U	10 U	10 U	10 U	10 U
Naphthalene	µg/L	**830**	**1100**	**340**	**560**	**650**	**680**	**780**	**860**	**780**	**850**	--	**710**	**670**	**910**	**820**	**660**	**490**	**0.26 D**	**210 D**	**140**	**330 D**	**180**
Phenanthrene	µg/L	**3.9**	**3.8**	< 20 *	**2.4 J**	**3.1 J**	< 10	< 10	< 10	< 10	10 U	--	6.7 U	4.0 U	10 U	80 U	80 U	10 U	**0.0014 J**	**0.95 J**	**0.72 J**	**1.3 J**	**1.0 J**
Pyrene	µg/L	< 0.94	**0.22**	< 20	< 3.9	< 3.8	<10	<10	<10	< 10	10 U	--	6.7 U	4.0 U	10 U	80 U	80 U	10 U	10 U	10 U	10 U	10 U	10 U
Inorganic Compounds																							
Aluminum (fume or dust)	mg/L	--	--	--	--	--	--	--	--	--	--	--	0.2 U	0.2 U	0.2 U	0.2 U	0.2 U	0.2 U	0.20 U	0.2 U	**0.043 BN**	0.2 U	**0.036 BN**
Antimony	mg/L	< 0.020	< 0.020	< 0.020	< 0.02	< 0.02	< 0.02	< 0.02	< 0.02	< 0.02	0.02 U	--	0.01 U	0.01 U	0.006 U	0.02 U	0.006 U	0.02 U	0.020 U	0.02 U	0.020 U	0.02 U	0.02 U
Arsenic	mg/L	< 0.020	< 0.020	< 0.010	< 0.01	< 0.01	< 0.05	< 0.05	< 0.05	< 0.05	0.05 U	--	0.01 U	0.01 U	0.01 U	0.01 U	0.01 U	0.01 U	0.010 U	0.01 U	0.010 U	0.01 U	0.01 U
Barium	mg/L	**0.67**	**0.71**	**0.54**	**0.5**	**0.5**	**0.513**	**0.592**	**0.580**	**0.590**	**0.624**	--	**0.594**	**0.609**	**0.581**	**0.46**	**0.32**	**0.31**	**0.33**	**0.33**	**0.36**	**0.31**	**0.36**
Beryllium	mg/L	< 0.0040	< 0.0040	< 0.0040	< 0.004	< 0.004	< 0.01	< 0.01	< 0.01	< 0.01	0.01 U	--	0.005 U	0.005 U	0.004 U	0.004 U	0.004 U	0.004 U	0.0040 U	0.004 U	0.0040 U	0.004 U	0.004 U
Cadmium	mg/L	< 0.0050	< 0.0050	< 0.0050	< 0.005	< 0.005	< 0.005	< 0.005	< 0.005	< 0.005	0.005 U	--	0.002 U	0.002 U	0.005 U	0.005 U	0.005 U	0.005 U	0.0050 U	0.005 U	0.0050 U	0.005 U	0.005 U
Calcium metal	mg/L	--	--	--	--	--	--	--	--	--	--	--	**52.7**	**51.2**	**52.2**	**36**	**25**	**24**	**26**	**28**	**27**	**25**	**29**
Chromium	mg/L	< 0.010	< 0.010	< 0.010	< 0.01	< 0.01	< 0.01	< 0.01	< 0.01	< 0.01	0.01 U	--	0.005 UJ	0.005 UJ	0.01 U	0.01 U	0.01 U	0.01 U	0.010 U	0.01 U	0.010 U	0.01 UN	0.01 U
Cobalt	mg/L	--	--	--	--	--	--	--	--	--	--	--	0.007 UJ	0.007 UJ	0.01 U	0.01 U	0.01 U	0.01 U	0.010 U	0.01 U	0.010 U	0.01 U	0.01 U
Copper	mg/L	< 0.020	< 0.020	< 0.020	< 0.02	< 0.02	< 0.01	< 0.01	< 0.01	< 0.01	0.01 U	--	0.025 U	0.025 U	0.02 U	0.02 U	0.02 U	0.02 U	0.020 U	0.02 U	0.020 U	0.02 UN	**0.0012 B**
Cyanide	mg/L	< 0.010	< 0.010	< 0.010	< 0.01	**0.0062 J**	< 0.01	< 0.01	< 0.01	< 0.01	0.01 U	--	0.01 UJ	0.01 UJ	0.01 U	0.01 U	0.01 U	0.015 U	0.010 U	0.01 U	0.010 U	0.01 U	0.01 U
Iron	mg/L	--	--	--	--	**--**	--	--	--	--	--	--	**3.55**	**3.56**	**2.37**	**1.5**	**0.99**	**1**	**1.2**	**1.2**	**1.3 N**	**1.1**	**1.3**
Lead	mg/L	< 0.010	< 0.010	< 0.0050	< 0.005	< 0.005	< 0.01	< 0.01	< 0.01	< 0.01	0.01 U	--	0.003 U	0.003 U	0.005 U	0.005 U	0.005 U	0.005 U	0.0050 U	0.005 U	0.0050 U	0.005 U	0.005 U
Magnesium	mg/L	--	--	--	--	--	--	--	--	--	--	--	**29.4**	**29.8**	**27.9**	**20**	**13**	**15**	**14**	**15**	**15**	**14**	**16**
Manganese	mg/L	--	--	--	--	--	--	--	--	--	--	--	**1.89**	**1.93**	**1.77**	**1.4**	**0.96**	**0.95**	**1.0**	**1.1**	**1.0**	**0.94 N**	**1.1**
Mercury	mg/L	< 0.00020	< 0.00020	< 0.00020	< 0.00020	< 0.00020	< 0.00020	< 0.0002	< 0.0002	< 0.0002	0.0002 U	--	0.0002 UJ	0.0002 UJ	0.0002 U	0.0002 U	0.0002 U	0.0002 U	0.00020 U	0.0002 U	0.00020 U	0.0002 U	0.00020 U
Nickel	mg/L	< 0.040	< 0.040	< 0.040	< 0.04	< 0.04	< 0.02	< 0.02	< 0.02	< 0.02	0.02 U	--	0.04 U	0.04 U	0.04 U	0.04 U	0.04 U	0.04 U	0.040 U	0.04 U	0.040 U	0.04 U	0.04 U
Potassium	mg/L	--	--	--	--	--	--	--	--	--	--	--	5 U	5 U	**3.94**	**3.7**	**3**	**2.7**	**2.9**	**2.9**	**3.0**	**3.0**	**3.1**
Selenium	mg/L	< 0.020	< 0.020	--	< 0.01	< 0.01	< 0.02	< 0.02	< 0.02	< 0.02	0.02 U	--	0.005 U	0.005 U	0.01 U	0.01 U	0.01 U	0.01 U	0.010 U	0.01 U	0.010 U	0.01 U	0.01 U
Sodium	mg/L	--	--	--	--	--	--	--	--	--	--	--	**24.8**	**24.9**	**26.2**	**23**	**24**	**21**	**23**	**18**	**17**	**23**	**19**
Thallium	mg/L	< 0.0010	< 0.0010	< 0.0010	< 0.001	< 0.001	< 1.00	< 1.00	< 1.00	< 1	0.001 U	--	0.001 U	0.001 U	0.001 U	0.002 U	0.001 U	0.002 U	0.0020 UWN	0.002 UJ	0.0020 U	0.002 U	0.002 U
Vanadium (fume or dust)	mg/L	< 0.010	< 0.010	< 0.010	< 0.01	< 0.01	< 0.01	< 0.01	< 0.01	< 0.01	0.01 U	--	0.007 U	0.007 U	0.01 U	0.01 U	0.01 U	0.01 U	0.010 U	0.01 U	0.010 U	0.01 U	0.01 U
Zinc	mg/L	< 0.020	< 0.020	< 0.020	< 0.02	< 0.02	< 0.02	< 0.02	< 0.02	< 0.02	0.02 U	--	0.02 U	0.02 U	0.02 U	0.02 U	0.02 U	**0.03**	0.020 U	0.02 U	0.020 U	0.02 U	0.02 U

Notes:
ISCO - *in-situ* chemical oxidation
** - Resampled in August 2007 for VOCs only

Data Qualifier Defintions:
-- - Not analyzed
B (Inorganics) - Estimated analyte concentration
D - Analyte concentration reported from secondary dilution
DB - Analyte concentration reported from secondary dilution; analyte detected in method blank
H - Holding time exceeded for sample
J - Estimated analyte concentration
JB (Organic) - Estimated analyte concentration; analyte detected in method blank
JM (Organic) - Estimated analyte concentration; spike sample recovery outside control limits
M (Organic) - Spike sample recovery outside control limits
N - Spike sample recovery outside of control limits
R - Sample data results rejected due to deficiencies in the ability to meet quality control standards
< - Analyte not detected at referenced detection limit
U - Analyte not detected at referenced detection limit
UJ - Analyte not detected; low method bias and/or matrix interference
UN - Analyte not detected; spiked sample recovery outside of control limits
UR - Analyte not detected; data rejected
UWN - Analyte not detected; post digestion spike and spike sample recovery outside control limits
Bold - Exceeds the laboratory detection limit

Appendix E-2
Summary of Historical Groundwater Sampling Data - Transition Zone and Bedrock Monitoring Wells
January 2001 through January 2019
Atlanta Gas Light Company
Former Manufactured Gas Plant Site
Augusta, Georgia

Chemical Name	Location ID	MW-309BR	MW-309BR	MW-309BR	MW-309BR	MW-309BR	MW-309BR	MW-309BR	MW-309BR	MW-309BR	MW-309BR	MW-309BR	MW-309BR	MW-309BR	MW-309BR	MW-309BR	MW-309BR	MW-309BR	MW-309BR	MW-309BR	MW-309BR	MW-309BR	MW-309BR	MW-309BR	MW-309BR	MW-309BR	MW-309BR
	Sample Date	1/23/2019	7/18/2018	1/23/2018	7/25/2017	1/24/2017	7/26/2016	1/19/2016	7/28/2015	1/29/2015	7/17/2014	1/9/2014	7/9/2013	1/9/2013	7/23/2012	1/17/2012	7/6/2011	1/17/2011	7/14/2010	1/5/2010	7/21/2009	1/21/2009	7/17/2008	1/8/2008	8/21/2007**	7/12/2007	2/14/2007
	Unit	Post-Extraction								During Extraction																	
Volatile Organic Compounds																											
Acetone	µg/L	< 50	< 50	< 50	< 50	< 50	< 50	< 50	< 50	< 50	< 50	< 50	< 50	<100	< 5.0	< 5.0	< 5.0	< 5.0	< 100	< 100	< 100	< 100	< 100	< 50	**69**	--	< 50
Benzene	µg/L	< 5.0	< 5.0	< 5.0	< 5.0	< 5.0	< 5.0	< 5.0	< 5.0	< 5.0	< 5.0	< 5.0	< 5.0	< 5.0	< 0.25	< 0.25	< 0.25	**0.60 J**	< 5.0	< 5.0	< 5.0	< 5.0	< 5.0	< 5.0	< 5.0	--	< 5
Carbon Disulfide	µg/L	< 5.0	< 5.0	< 5.0	< 5.0	< 5.0	< 5.0	< 5.0	< 5.0	< 5.0	< 5.0	< 5.0	< 5.0	< 5.0	< 0.60	< 0.60	< 0.60	< 0.60	< 5.0	< 5.0	< 5.0	< 5.0	< 5.0	< 5.0	< 5.0	--	< 5
Ethylbenzene	µg/L	< 5.0	< 5.0	< 5.0	< 5.0	< 5.0	< 5.0	< 5.0	< 5.0	< 5.0	< 5.0	< 5.0	< 5.0	< 5.0	< 0.11	< 0.11	< 0.11	**0.17 J**	< 5.0	< 5.0	< 5.0	< 5.0	< 5.0	< 5.0	< 5.0	--	< 5
Methylene Chloride	µg/L	< 5.0	< 5.0	< 5.0	< 5.0	< 5.0	< 5.0	< 5.0	< 5.0	< 5.0	< 5.0	< 5.0	< 5.0	< 5.0	< 1.0	< 1.0	< 1.0	< 1.0	< 5.0	< 5.0	< 5.0	< 5.0	< 5.0	< 5.0	< 5.0	--	< 5
Toluene	µg/L	< 5.0	< 5.0	< 5.0	< 5.0	< 5.0	< 5.0	< 5.0	< 5.0	< 5.0	< 5.0	< 5.0	< 5.0	< 5.0	0.38 J	< 0.33	< 0.33	< 0.33	< 5.0	< 5.0	< 5.0	< 5.0	< 5.0	< 5.0	< 5.0	--	< 5
Trichloroethylene	µg/L	< 5.0	< 5.0	< 5.0	< 5.0	< 5.0	< 5.0	< 5.0	< 5.0	< 5.0	< 5.0	< 5.0	< 5.0	< 5.0	< 0.13	< 0.13	< 0.13	< 0.13	< 5.0	< 5.0	< 5.0	< 5.0	< 5.0	< 5.0	< 5.0	--	< 5
Xylenes, total	µg/L	< 5.0	< 5.0	< 5.0	< 5.0	< 5.0	< 5.0	< 5.0	< 5.0	< 5.0	< 5.0	< 5.0	< 5.0	< 5.0	< 0.20	< 0.20	< 0.20	< 0.20	< 5.0	< 5.0	< 5.0	< 5.0	< 5.0	< 5.0	< 5.0	--	< 5
Semivolatile Organic Compounds																											
Acenaphthene	µg/L	< 0.5	< 0.5	< 0.5	< 0.5	< 0.5	< 0.5	< 0.5	< 0.5	< 0.50	< 0.50	< 0.50	< 0.50	< 0.19	< 0.11	< 0.11	< 0.096	< 0.10	< 0.19	< 0.19	< 0.19	< 0.20	< 0.19	< 10	--	< 10	< 10
Acenaphthylene	µg/L	< 1.0	< 1.0	< 1.0	< 1.0	< 1.0	< 1.0	< 1.0	< 1.0	< 1	< 1.0	< 1.0	< 1.0	< 0.19	< 0.11	< 0.11	< 0.096	< 0.10	< 0.19	< 0.19	< 0.19	< 0.20	< 0.19	< 10	--	< 10	< 10
Anthracene	µg/L	< 0.05	< 0.05	< 0.05	< 0.05	< 0.05	< 0.05	< 0.05	< 0.05	< 0.05	< 0.05	< 0.05	< 0.05	< 0.19	< 0.11	< 0.11	< 0.096	< 0.10	< 0.19	< 0.19	< 0.19	< 0.20	< 0.19	< 10	--	< 10	< 10
Benz(a)anthracene	µg/L	< 0.05	< 0.05	< 0.05	< 0.05	< 0.05	< 0.05	< 0.05	< 0.05	< 0.05	< 0.05	< 0.05	< 0.05	< 0.19	< 0.11	< 0.11	< 0.096	< 0.10	< 0.19	< 0.19	< 0.19	< 0.20	< 0.19	< 0.05	--	< 0.05	< 0.05
Benzo(a)pyrene	µg/L	< 0.05	< 0.05	< 0.05	< 0.05	< 0.05	< 0.05	< 0.05	< 0.05	< 0.05	< 0.05	< 0.05	< 0.05	< 0.19	< 0.11	< 0.11	< 0.096	< 0.10	< 0.19	< 0.19	< 0.19	< 0.20	< 0.19	< 0.05	--	< 0.05	< 0.05
Benzo(b)fluoranthene	µg/L	< 0.1	< 0.1	< 0.1	< 0.1	< 0.1	< 0.1	< 0.1	< 0.1	< 0.10	< 0.10	< 0.10	< 0.10	< 0.19	< 0.11	< 0.11	< 0.096	< 0.10	< 0.19	< 0.19	< 0.19	< 0.20	< 0.19	< 0.10	--	< 0.1	< 0.1
Benzo(g,h,i)perylene	µg/L	< 0.1	< 0.1	< 0.1	< 0.1	< 0.1	< 0.1	< 0.1	< 0.1	< 0.10	< 0.10	< 0.10	< 0.10	< 0.19	< 0.11	< 0.11	< 0.096	< 0.10	< 0.19	< 0.19	< 0.19	< 0.20	< 0.19	< 10	--	< 10	< 10
Benzo(k)fluoranthene	µg/L	< 0.05	< 0.05	< 0.05	< 0.05	< 0.05	< 0.05	< 0.05	< 0.05	< 0.05	< 0.05	< 0.05	< 0.05	< 0.19	< 0.11	< 0.11	< 0.096	< 0.10	< 0.19	< 0.19	< 0.19	< 0.20	< 0.19	< 10	--	< 10	< 10
Chrysene	µg/L	< 0.05	< 0.05	< 0.05	< 0.05	< 0.05	< 0.05	< 0.05	< 0.05	< 0.05	< 0.05	< 0.05	< 0.05	< 0.19	< 0.048	< 0.049	< 0.043	< 0.046	< 0.19	< 0.19	< 0.19	< 0.20	< 0.19	< 0.05	--	< 0.05	< 0.05
Dibenzo(a,h)anthracene	µg/L	< 0.1	< 0.1	< 0.1	< 0.1	< 0.1	< 0.1	< 0.1	< 0.1	< 0.10	< 0.10	< 0.10	< 0.10	< 0.19	< 0.11	< 0.11	< 0.096	< 0.10	< 0.19	< 0.19	< 0.19	< 0.20	< 0.19	< 0.10	--	< 0.1	< 0.1
Fluoranthene	µg/L	< 0.1	< 0.1	< 0.1	< 0.1	< 0.1	< 0.1	< 0.1	< 0.1	< 0.1	< 0.10	< 0.10	< 0.10	< 0.19	< 0.11	< 0.11	< 0.096	< 0.10	< 0.19	< 0.19	< 0.19	< 0.20	< 0.19	< 10	--	< 10	< 10
Fluorene	µg/L	< 0.1	< 0.1	< 0.1	< 0.1	< 0.1	< 0.1	< 0.1	< 0.1	< 0.10	< 0.10	< 0.10	< 0.10	< 0.19	< 0.11	< 0.11	< 0.096	< 0.10	< 0.19	< 0.19	< 0.19	< 0.20	< 0.19	< 10	--	< 10	< 10
Indeno(1,2,3-cd)pyrene	µg/L	< 0.05	< 0.05	< 0.05	< 0.05	< 0.05	< 0.05	< 0.05	< 0.05	< 0.05	< 0.05	< 0.05	< 0.05	< 0.19	< 0.11	< 0.11	< 0.096	< 0.10	< 0.19	< 0.19	< 0.19	< 0.20	< 0.19	< 0.05	--	< 0.05	< 0.05
Naphthalene	µg/L	< 0.5	< 0.5	< 0.5	< 0.5	< 0.5	< 0.5	< 0.5	< 0.5	< 0.5	< 0.50	< 0.50	< 0.50	< 0.19	< 0.11	< 0.11	< 0.096	**11 J**	**0.13 J**	< 0.19	< 0.19	**0.067 J**	**0.052 J**	< 10	--	< 10	< 10
Phenanthrene	µg/L	< 0.05	< 0.05	< 0.05	< 0.05	< 0.05	< 0.05	**0.063**	< 0.05	< 0.05	< 0.05	**0.055**	< 0.05	< 0.19	< 0.11	< 0.11	< 0.096	< 0.10	< 0.19	< 0.19	< 0.19	< 0.20	< 0.19	< 10	--	< 10	< 10
Pyrene	µg/L	< 0.05	< 0.05	< 0.05	< 0.05	< 0.05	< 0.05	**0.051**	< 0.05	< 0.05	< 0.05	< 0.05	< 0.05	< 0.19	< 0.11	< 0.11	< 0.096	< 0.10	< 0.19	< 0.19	< 0.19	< 0.20	< 0.19	< 10	--	< 10	< 10
Inorganic Compounds																											
Antimony	mg/L	< 0.006	< 0.006	< 0.006	< 0.006	< 0.006	< 0.006	< 0.006	< 0.02	< 0.02	< 0.02	< 0.02	< 0.02	< 0.020	< 0.0053	< 0.0053	< 0.0053	< 0.0053	< 0.020	< 0.020	< 0.020	< 0.020	< 0.02	< 0.02	--	< 0.02	< 0.02
Arsenic	mg/L	< 0.05	< 0.05	< 0.05	< 0.05	< 0.05	< 0.05	< 0.05	< 0.05	< 0.05	< 0.05	< 0.05	< 0.05	< 0.020	< 0.0046	< 0.0046	< 0.0046	< 0.0046	< 0.020	< 0.020	< 0.020	< 0.010	< 0.01	< 0.05	--	< 0.05	< 0.05
Barium	mg/L	**0.423**	**0.462**	**0.31**	**0.37**	**0.402**	**0.394**	**0.467**	**0.462**	**0.143**	**0.0398**	**0.245**	**0.148**	**0.20**	**0.47**	**0.20**	**0.39**	**0.46**	**0.092**	**0.069**	**0.22**	**0.22**	**0.22**	**0.221**	--	**0.230**	**0.249**
Beryllium	mg/L	< 0.004	< 0.004	< 0.004	< 0.004	< 0.004	< 0.004	< 0.004	< 0.01	< 0.01	< 0.01	< 0.01	< 0.01	< 0.0040	< 0.00020	< 0.00020	< 0.00020	< 0.00020	< 0.0040	< 0.0040	< 0.0040	< 0.0040	< 0.004	< 0.01	--	< 0.01	< 0.01
Cadmium	mg/L	< 0.005	< 0.005	< 0.005	< 0.005	< 0.005	< 0.005	< 0.005	**0.0072**	< 0.005	**0.0086**	< 0.005	**0.0113**	**0.0056**	< 0.0020	< 0.0020	< 0.0020	< 0.0020	< 0.0050	< 0.0050	< 0.0050	< 0.0050	< 0.005	< 0.005	--	< 0.005	< 0.005
Chromium	mg/L	< 0.01	< 0.01	< 0.01	< 0.01	< 0.01	< 0.01	< 0.01	< 0.01	< 0.01	< 0.01	< 0.01	< 0.01	< 0.010	< 0.0012	< 0.0012	< 0.0012	**0.0012 J**	< 0.010	< 0.010	< 0.010	< 0.010	< 0.01	< 0.01	--	< 0.01	< 0.01
Copper	mg/L	**0.0123**	< 0.01	< 0.01	**0.01**	< 0.01	**0.011**	**0.0112**	**0.0435**	**0.0348**	**0.0481**	**0.0105**	**0.0759**	**0.030**	< 0.0019	**0.028**	**0.0052 J**	< 0.0019	**0.0024 J**	< 0.020	< 0.020	**0.0073 J**	**0.0031 J**	< 0.01	--	< 0.01	< 0.01
Cyanide	mg/L	< 0.01	< 0.01	< 0.01	< 0.01	< 0.01	< 0.01	< 0.01	< 0.01	< 0.01	< 0.01	< 0.01	< 0.01	< 0.010	< 0.0050	< 0.0050	< 0.0050	< 0.0050	< 0.010	< 0.010	< 0.010	< 0.010	< 0.01	< 0.01	--	< 0.01	< 0.01
Lead	mg/L	< 0.01	< 0.01	< 0.01	< 0.01	< 0.01	< 0.01	< 0.01	< 0.01	< 0.01	< 0.01	< 0.01	< 0.01	< 0.010	< 0.0040	< 0.0040	< 0.0040	< 0.0040	< 0.010	< 0.010	< 0.010	< 0.0050	< 0.005	< 0.01	--	< 0.01	< 0.01
Mercury	mg/L	< 0.0002	< 0.0002	< 0.0002	< 0.0002	< 0.0002	< 0.0002	< 0.0002	< 0.0002	< 0.00020	< 0.00020	< 0.00020	< 0.00020	< 0.00020	< 0.0000091	< 0.000091	< 0.000091	< 0.000091	< 0.00020	< 0.00020	< 0.00020	< 0.00020	**0.000092**	< 0.00020	--	< 0.0002	< 0.0002
Nickel	mg/L	< 0.02	< 0.02	< 0.02	< 0.02	< 0.02	< 0.02	< 0.02	< 0.02	< 0.02	< 0.02	< 0.02	< 0.02	< 0.040	< 0.0023	< 0.0023	< 0.0023	< 0.0023	< 0.040	< 0.040	< 0.040	< 0.040	< 0.04	< 0.02	--	< 0.02	< 0.02
Selenium	mg/L	< 0.02	< 0.02	< 0.02	< 0.02	< 0.02	< 0.02	< 0.02	< 0.02	< 0.02	< 0.02	< 0.02	< 0.02	< 0.020	< 0.0064	< 0.0064	< 0.0064	< 0.0064	< 0.020	< 0.020	< 0.020	< 0.010	< 0.01	< 0.02	--	< 0.02	< 0.02
Thallium	mg/L	< 0.002	< 0.002	< 0.002	< 0.002	< 0.002	< 0.002	< 0.002	< 0.02	< 0.02	< 0.02	< 0.02	< 0.02	< 0.0010	< 0.00025	< 0.00025	< 0.00025	< 0.00025	< 0.0010	< 0.0010	< 0.0010	< 0.0010	< 0.001	< 1.00	--	< 1.00	< 1
Vanadium (fume or dust)	mg/L	< 0.01	< 0.01	< 0.01	< 0.01	< 0.01	< 0.01	< 0.01	< 0.01	< 0.01	< 0.01	< 0.01	< 0.01	< 0.010	< 0.0024	**0.0035 J**	< 0.0024	< 0.0024	< 0.010	< 0.010	< 0.010	**0.0049 J**	**0.0045 J**	< 0.01	--	< 0.01	< 0.01
Zinc	mg/L	< 0.02	< 0.02	< 0.02	< 0.02	< 0.02	< 0.02	< 0.02	**0.0331**	< 0.02	< 0.02	< 0.02	< 0.02	**0.021**	< 0.0087	< 0.0087	< 0.0087	< 0.0087	< 0.020	< 0.020	< 0.020	< 0.020	< 0.02	< 0.02	--	< 0.02	< 0.02

Notes:
ISCO - *in-situ* chemical oxidation
** - Resampled in August 2007 for VOCs only

Data Qualifier Defintions:
-- - Not analyzed
B (Inorganics) - Estimated analyte concentration
D - Analyte concentration reported from secondary dilution
DB - Analyte concentration reported from secondary dilution; analyte detected in method blank
H - Holding time exceeded for sample
J - Estimated analyte concentration
JB (Organic) - Estimated analyte concentration; analyte detected in method blank
JM (Organic) - Estimated analyte concentration; spike sample recovery outside control limits
M (Organic) - Spike sample recovery outside control limits
N - Spike sample recovery outside of control limits
R - Sample data results rejected due to deficiencies in the ability to meet quality control standards
< - Analyte not detected at referenced detection limit
U - Analyte not detected at referenced detection limit
UJ - Analyte not detected; low method bias and/or matrix interference
UN - Analyte not detected; spiked sample recovery outside of control limits
UR - Analyte not detected; data rejected
UWN - Analyte not detected; post digestion spike and spike sample recovery outside control limits
Bold - Exceeds the laboratory detection limit

Appendix E-2
Summary of Historical Groundwater Sampling Data - Transition Zone and Bedrock Monitoring Wells
January 2001 through January 2019
Atlanta Gas Light Company
Former Manufactured Gas Plant Site
Augusta, Georgia

Chemical Name	Location ID	MW-309BR	MW-309BR	MW-309BR	MW-309BR	MW-309BR	MW-309BR	MW-309BR	MW-309BR	MW-309BR	MW-309BR	MW-309BR	MW-309BR	MW-309BR
	Sample Date	7/12/2006	1/12/2006	7/21/2005	1/20/2005	7/15/2004	1/22/2004	7/16/2003	1/17/2003	7/11/2002	1/17/2002	1/17/2002	7/12/2001	1/23/2001
	Unit	Pre-Extraction												
Volatile Organic Compounds														
Acetone	µg/L	50 U	10 U	25 U	25 U	25 U	25 U	25 U	25 U	**15 J**	**25 R**	**25 R**	25 U	25 U
Benzene	µg/L	5 U	1.0 U	1.0 U	1.0 U	1.0 U	1.0 U	1.0 U	**0.12 J**	1.0 U	1.0 U	1.0 U	**0.16 J**	1.0 U
Carbon Disulfide	µg/L	5 U	1.0 U	1.0 U	1.0 U	1.0 U	1.0 U	1.0 U	1.0 U	1.0 U	1.0 U	1.0 U	1.0 U	1.0 U
Ethylbenzene	µg/L	5 U	1.0 U	1.0 U	1.0 U	1.0 U	1.0 U	1.0 U	1.0 U	1.0 U	1.0 U	1.0 U	1.0 U	1.0 U
Methylene Chloride	µg/L	5 U	1.0 U	5.0 U	5.0 U	5.0 U	5.0 U	5.0 U	5.0 U	5.0 U	5.0 U	5.0 U	5.0 U	5.0 U
Toluene	µg/L	5 U	1.0 U	1.0 U	1.0 U	1.0 U	1.0 U	1.0 U	1.0 U	1.0 U	1.0 U	1.0 U	1.0 U	1.0 U
Trichloroethylene	µg/L	5 U	1.0 U	1.0 U	1.0 U	1.0 U	1.0 U	1.0 U	1.0 U	1.0 U	1.0 U	1.0 U	1.0 U	1.0 U
Xylenes, total	µg/L	5 U	2.0 U	2.0 U	2.0 U	2.0 U	2.0 U	2.0 U	2.0 U	2.0 U	2.0 U	2.0 U	2.0 U	2.0 U
Semivolatile Organic Compounds														
2-Methylnaphthalene	µg/L	--	0.2 U	0.2 U	0.2 U	0.2 U	0.2 U	10 U	10 U	10 U	10 U	10 U	10 U	10 U
Acenaphthene	µg/L	10 U	0.2 U	0.2 U	0.2 U	0.2 U	0.2 U	10 U	10 U	10 U	10 U	10 U	10 U	10 U
Acenaphthylene	µg/L	10 U	0.2 U	0.2 U	0.2 U	0.2 U	0.2 U	10 U	10 U	10 U	10 U	10 U	10 U	10 U
Anthracene	µg/L	10 U	0.2 U	0.2 U	0.2 U	0.2 U	0.2 U	10 U	10 U	10 U	10 U	10 U	10 U	10 U
Benz(a)anthracene	µg/L	0.05 U	0.2 U	0.2 U	0.2 U	0.2 U	0.2 U	10 U	10 U	10 U	10 U	10 U	10 U	10 U
Benzo(a)pyrene	µg/L	0.05 U	0.2 U	0.2 U	0.2 U	0.2 U	0.2 U	10 U	10 U	10 U	10 U	10 U	10 U	10 U
Benzo(b)fluoranthene	µg/L	0.1 U	0.2 U	0.2 U	0.2 U	0.2 U	0.2 U	10 U	10 U	10 U	10 U	10 U	10 U	10 U
Benzo(g,h,i)perylene	µg/L	10 U	0.2 U	0.2 U	0.2 U	0.2 U	0.2 U	10 U	10 U	10 U	10 U	10 U	10 U	10 U
Benzo(k)fluoranthene	µg/L	10 U	0.2 U	0.2 U	0.2 U	0.2 U	0.2 U	10 U	10 U	10 U	10 U	10 U	10 U	10 U
Chrysene	µg/L	0.05 U	0.2 U	0.2 U	0.2 U	0.2 U	0.2 U	10 U	10 U	10 U	10 U	10 U	10 U	10 U
Dibenzo(a,h)anthracene	µg/L	0.1 U	0.2 U	0.2 U	0.2 U	0.2 U	0.2 U	10 U	10 U	10 U	10 U	10 U	10 U	10 U
Dibenzofuran	µg/L	--	1.0 U	0.2 U	0.2 U	0.2 U	0.2 U	10 U	10 U	10 U	10 U	10 U	10 U	10 U
Fluoranthene	µg/L	10 U	0.2 U	0.2 U	0.2 U	0.2 U	0.2 U	10 U	10 U	10 U	10 U	10 U	10 U	10 U
Fluorene	µg/L	10 U	0.2 U	0.2 U	0.2 U	0.2 U	0.2 U	10 U	10 U	10 U	10 U	10 U	10 U	10 U
Indeno(1,2,3-cd)pyrene	µg/L	0.05 U	0.2 U	0.2 U	0.2 U	0.2 U	0.2 U	10 U	10 U	10 U	10 U	10 U	10 U	10 U
Naphthalene	µg/L	10 U	0.2 U	0.2 U	0.2 U	0.2 U	0.2 U	10 U	10 U	10 U	10 U	10 U	10 U	10 U
Phenanthrene	µg/L	10 U	0.2 U	0.2 U	0.2 U	0.2 U	0.2 U	10 U	10 U	10 U	10 U	10 U	10 U	10 U
Pyrene	µg/L	10 U	0.2 U	0.2 U	0.2 U	0.2 U	0.2 U	10 UJ	10 U	10 U	10 U	10 U	10 U	10 U
Inorganic Compounds														
Aluminum (fume or dust)	mg/L	--	0.2 U	0.2 U	0.2 U	0.2 U	0.2 U	0.2 U	0.2 U	**0.38**	**0.13 B**	**0.13 B**	**15**	**2.4 N**
Antimony	mg/L	0.02 U	0.01 U	0.006 U	0.02 U	0.006 U	0.02 U	0.02 U	0.02 U	0.02 U	0.02 U	0.02 U	0.02 U	0.02 U
Arsenic	mg/L	0.05 U	0.01 U	0.01 U	0.01 U	0.01 U	0.01 U	0.01 U	0.01 U	0.01 U	0.0044 U	0.0036 U	0.01 U	0.01 U
Barium	mg/L	**0.22**	**0.381**	**0.375**	**0.38**	**0.38**	**0.38**	**0.33**	**0.39**	**0.38**	**0.39**	**0.39**	**0.53**	**0.4**
Beryllium	mg/L	0.01 U	0.005 U	0.004 U	0.004 U	0.004 U	0.004 U	0.004 U	0.004 U	0.004 U	0.00073 U	0.00068 U	0.004 U	0.004 U
Cadmium	mg/L	0.005 U	0.002 U	0.005 U	0.005 U	0.005 U	0.005 U	0.005 UJ	0.005 U	0.005 U	0.005 U	0.005 U	0.005 U	0.005 U
Calcium metal	mg/L	--	**26.4**	**24.4**	**26**	**25**	**28**	**25**	**27**	**25**	**26**	**27**	**40**	**27**
Chromium	mg/L	0.01 U	0.005 UJ	0.01 U	0.01 U	0.01 U	0.01 U	0.01 UJ	0.01 U	**0.0032 B**	0.01 U	0.002 U	**0.18 N**	**0.0063 B**
Cobalt	mg/L	--	0.007 UJ	0.01 U	0.01 U	0.01 U	0.01 U	0.01 UJ	**0.0025 B**	**0.006 B**	**0.0028 B**	**0.0036 B**	**0.14**	**0.021**
Copper	mg/L	0.01 U	0.025 U	0.02 U	0.02 U	0.02 U	0.02 U	0.02 U	**0.002 B**	**0.0062 B**	0.0015 U	0.0019 U	**0.21 N**	**0.027**
Cyanide	mg/L	0.01 U	0.01 UJ	0.01 U	0.01 U	0.01 U	0.01 U	0.015 U	0.01 U	0.01 U	0.01 U	0.01 U	0.01 U	0.01 U
Iron	mg/L	--	**1.42**	**1.2**	**1.5**	**1.2**	**1.3**	**1.3**	**1.3**	**1.8**	**1.6**	**1.6**	**28**	**5.0**
Lead	mg/L	0.01 U	0.003 U	0.005 U	0.005 U	0.005 U	0.005 U	0.005 UJ	0.005 U	0.005 U	0.005 U	0.005 U	**0.003 B**	0.005 U
Magnesium	mg/L	< 0.0002	--	**12.1**	**9.83**	**11**	**10**	**11**	**10**	**12**	**10**	**11**	**11**	**23**
Manganese	mg/L	< 0.02	--	**0.355**	**0.321**	**0.36**	**0.34**	**0.35**	**0.35**	**0.32**	**0.33**	**0.37 J**	**0.37 J**	**0.78 N**
Mercury	mg/L	0.0002 U	0.0002 UJ	0.0002 U	0.0002 U	0.0002 U	0.0002 U	0.0002 U	0.0002 U	**0.000077 B**	0.0002 U	0.0002 U	0.0002 U	0.00020 U
Nickel	mg/L	0.02 U	0.04 U	0.04 U	0.04 U	0.04 U	0.04 U	0.04 UJ	0.04 U	0.04 U	0.04 U	0.04 U	**0.1**	0.04 U
Potassium	mg/L	--	5 U	**2.98**	**3.6**	**3.5**	**3.6**	**3**	**3.5**	**3.7**	**3.6 J**	**3.6 J**	**5.3**	**3.6**
Selenium	mg/L	0.02 U	0.005 U	0.01 U	0.01 U	0.01 U	0.01 U	0.01 U	0.01 U	0.01 U	0.01 U	0.01 U	0.01 U	0.01 U
Sodium	mg/L	--	**13.1**	**12.3**	**12**	**12**	**13**	**13**	**13**	**13**	**12**	**12**	**14**	**13**
Thallium	mg/L	0.001 U	0.001 U	0.001 U	0.002 U	0.001 U	0.001 U	0.002 U	0.002 U	0.002 UN	0.002 U	0.002 U	0.002 U	0.002 U
Vanadium (fume or dust)	mg/L	0.01 U	0.007 U	0.01 U	0.01 U	0.01 U	0.01 U	0.01 UJ	0.01 U	0.01 U	0.01 U	0.01 U	**0.046**	**0.0072 B**
Zinc	mg/L	0.02 U	0.02 U	0.02 U	0.02 U	0.02 U	0.02 U	**0.03**	**0.051**	0.02 U	0.02 U	0.02 U	**0.054**	**0.0086 B**

Notes:
ISCO - *in-situ* chemical oxidation
** - Resampled in August 2007 for VOCs only

Data Qualifier Defintions:
-- - Not analyzed
B (Inorganics) - Estimated analyte concentration
D - Analyte concentration reported from secondary dilution
DB - Analyte concentration reported from secondary dilution; analyte detected in method blank
H - Holding time exceeded for sample
J - Estimated analyte concentration
JB (Organic) - Estimated analyte concentration; analyte detected in method blank
JM (Organic) - Estimated analyte concentration; spike sample recovery outside control limits
M (Organic) - Spike sample recovery outside control limits
N - Spike sample recovery outside of control limits
R - Sample data results rejected due to deficiencies in the ability to meet quality control standards
< - Analyte not detected at referenced detection limit
U - Analyte not detected at referenced detection limit
UJ - Analyte not detected; low method bias and/or matrix interference
UN - Analyte not detected; spiked sample recovery outside of control limits
UR - Analyte not detected; data rejected
UWN - Analyte not detected; post digestion spike and spike sample recovery outside control limits
Bold - Exceeds the laboratory detection limit

Appendix E-2
Summary of Historical Groundwater Sampling Data - Transition Zone and Bedrock Monitoring Wells
January 2001 through January 2019
Atlanta Gas Light Company
Former Manufactured Gas Plant Site
Augusta, Georgia

Chemical Name	Location ID	MW-309TZ	MW-309TZ	MW-309TZ	MW-309TZ	MW-309TZ	MW-309TZ	MW-309TZ	MW-309TZ	MW-309TZ	MW-309TZ	MW-309TZ	MW-309TZ	MW-309TZ	MW-309TZ	MW-309TZ	MW-309TZ	MW-309TZ	MW-309TZ
	Sample Date	7/21/2009	1/20/2009	07/23/2008	1/9/2008	7/12/2007	2/14/2007	7/12/2006	1/11/2006	7/21/2005	1/20/2005	7/14/2004	1/20/2004	7/16/2003	1/15/2003	7/10/2002	1/16/2002	7/12/2001	1/24/2001
	Unit	During Extraction						Pre-Extraction											
Volatile Organic Compounds																			
Acetone	µg/L	< 100	< 100	< 100	< 50	< 50	< 50	50 U	10 U	25 U	25 U	25 U	25 U	25 U	25 U	25 U	**72**	**65**	**17 J**
Benzene	µg/L	< 5.0	< 5.0	< 5.0	< 5.0	< 5	< 5	5 U	1.0 U	1.0 U	1.0 U	1.0 U	1.0 U	1.0 U	1.0 U	1.0 U	1.0 U	1.0 U	**0.12 J**
Carbon Disulfide	µg/L	< 5.0	< 5.0	< 5.0	< 5.0	< 5	< 5	5 U	1.0 U	1.0 U	1.0 U	1.0 U	1.0 U	**1.0**	**1.6**	**12**	**28**	**49**	**20**
Methylene Chloride	µg/L	< 5.0	< 5.0	< 5.0	< 5.0	< 5	< 5	5 U	1.0 U	5.0 U	5.0 U	5.0 U	5.0 U	5.0 U	5.0 U	**0.31 J**	5.0 U	5.0 U	**0.42 J**
Ethylbenzene	µg/L	< 5.0	< 5.0	< 5.0	< 5.0	< 5	< 5	5 U	1.0 U	1.0 U	1.0 U	1.0 U	1.0 U	1.0 U	1.0 U	1.0 U	1.0 U	1.0 U	1.0 U
Toluene	µg/L	< 5.0	< 5.0	< 5.0	< 5.0	< 5	< 5	5 U	1.0 U	**2.3**	1.0 U	**1.2**	**1.0**	1.0 U	**0.61 J**	**0.65 J**	**0.33 J**	**0.64 J**	**3.4**
Trichloroethylene	µg/L	< 5.0	< 5.0	< 5.0	< 5.0	< 5	< 5	5 U	1.0 U	1.0 U	1.0 U	1.0 U	1.0 U	1.0 U	1.0 U	1.0 U	1.0 U	1.0 U	1.0 U
Xylenes, total	µg/L	< 5.0	< 5.0	< 5.0	< 5.0	< 5	< 5	5 U	2.0 U	2.0 U	2.0 U	2.0 U	2.0 U	2.0 U	2.0 U	2.0 U	2.0 U	**0.37 J**	**0.55 J**
Semivolatile Organic Compounds																			
2-Methylnaphthalene	µg/L	--	--	**--**	--	--	--	--	0.2 U	0.2 U	0.2 U	0.2 U	0.2 U	10 U	10 U	10 U	10 U	10 U	10 U
Acenaphthene	µg/L	< 0.20	< 0.19	< 0.19	< 10	< 10	< 10	10 U	0.2 U	0.2 U	0.2 U	0.2 U	0.2 U	10 U	10 U	10 U	10 U	10 U	10 U
Acenaphthylene	µg/L	< 0.20	< 0.19	< 0.19	< 10	< 10	< 10	10 U	0.2 U	0.2 U	0.2 U	0.2 U	0.2 U	10 U	10 U	10 U	10 U	10 U	10 U
Anthracene	µg/L	< 0.20	< 0.19	< 0.19	< 10	< 10	< 10	10 U	0.2 U	0.2 U	0.2 U	0.2 U	0.2 U	10 U	10 U	10 U	10 U	10 U	10 U
Benz(a)anthracene	µg/L	< 0.20	< 0.19	< 0.19	< 0.05	< 0.05	< 0.05	0.05 U	0.2 U	0.2 U	0.2 U	0.2 U	0.2 U	10 U	10 U	10 U	10 U	10 U	**0.4 J**
Benzo(a)pyrene	µg/L	< 0.20	< 0.19	< 0.19	< 0.05	< 0.05	< 0.05	0.05 U	0.2 U	0.2 U	0.2 U	0.2 U	0.2 U	10 U	10 U	10 U	10 U	10 U	10 U
Benzo(b)fluoranthene	µg/L	< 0.20	< 0.19	< 0.19	< 0.10	< 0.1	< 0.1	0.1 U	0.2 U	0.2 U	0.2 U	0.2 U	0.2 U	10 U	10 U	10 U	10 U	10 U	10 U
Benzo(g,h,i)perylene	µg/L	< 0.20	< 0.19	< 0.19	< 10	< 10	< 10	10 U	0.2 U	0.2 U	0.2 U	0.2 U	0.2 U	10 U	10 U	10 U	10 U	10 U	10 U
Benzo(k)fluoranthene	µg/L	< 0.20	< 0.19	< 0.19	< 10	< 10	< 10	10 U	0.2 U	0.2 U	0.2 U	0.2 U	0.2 U	10 U	10 U	10 U	10 U	10 U	10 U
Chrysene	µg/L	< 0.20	< 0.19	< 0.19	< 0.05	< 0.05	< 0.05	0.05 U	0.2 U	0.2 U	0.2 U	0.2 U	0.2 U	10 U	10 U	10 U	10 U	10 U	10 U
Dibenzo(a,h)anthracene	µg/L	< 0.20	< 0.19	< 0.19	< 0.10	< 0.1	< 0.1	0.1 U	0.2 U	0.2 U	0.2 U	0.2 U	0.2 U	10 U	10 U	10 U	10 U	10 U	10 U
Dibenzofuran	µg/L	--	--	**--**	--	--	--	--	1.0 U	0.2 U	0.2 U	0.2 U	0.2 U	10 U	10 U	10 U	10 U	10 U	10 U
Fluoranthene	µg/L	< 0.20	< 0.19	< 0.19	< 10	< 10	< 10	10 U	0.2 U	0.2 U	0.2 U	0.2 U	0.2 U	10 U	10 U	10 U	10 U	10 U	10 U
Fluorene	µg/L	< 0.20	< 0.19	< 0.19	< 10	< 10	< 10	10 U	0.2 U	0.2 U	0.2 U	0.2 U	0.2 U	10 U	11 J	10 U	10 U	10 U	10 U
Indeno(1,2,3-cd)pyrene	µg/L	< 0.20	< 0.19	< 0.19	< 0.05	< 0.05	< 0.05	0.05 U	0.2 U	0.2 U	0.2 U	0.2 U	0.2 U	10 U	10 U	10 U	10 U	10 U	10 U
Naphthalene	µg/L	< 0.20	**0.036 J**	**0.10 J**	< 10	< 10	< 10	10 U	0.2 U	0.2 U	0.2 U	0.2 U	0.2 U	10 U	10 U	10 U	10 U	10 U	10 U
Phenanthrene	µg/L	< 0.20	< 0.19	< 0.19	< 10	< 10	< 10	10 U	0.2 U	0.2 U	0.2 U	0.2 U	0.2 U	10 U	10 U	10 U	10 U	10 U	10 U
Pyrene	µg/L	< 0.20	< 0.19	< 0.19	< 10	< 10	< 10	10 U	0.2 U	0.2 U	0.2 U	0.2 U	0.2 U	10 U	10 U	10 U	10 U	10 U	10 U
Inorganic Compounds																			
Aluminum (fume or dust)	mg/L	--	--	**--**	--	--	--	--	**0.306**	**0.358**	**0.48**	**0.39**	**0.51**	**0.7**	**0.85**	**2.9**	**29**	**4.7**	**22**
Antimony	mg/L	< 0.020	< 0.020	< 0.02	< 0.02	< 0.02	< 0.02	0.02 U	0.01 U	0.006 U	0.02 U	0.006 U	0.02 U	0.02 U	0.020 U	0.02 U	0.02 U	0.02 U	0.02 U
Arsenic	mg/L	< 0.020	< 0.010	< 0.01	< 0.05	< 0.05	< 0.05	0.05 U	0.01 U	0.01 U	0.01 U	0.01 U	0.01 U	0.01 U	0.010 U	0.01 U	**0.0039 B**	0.01 U	0.01 U
Barium	mg/L	**0.48**	**0.38**	**0.53**	**0.511**	**0.460**	**0.406**	**0.336**	**0.248**	**0.245**	**0.22**	**0.17**	**0.17**	**0.12**	**0.15**	**0.069**	**0.29**	**0.068**	**0.25**
Beryllium	mg/L	< 0.0040	< 0.0040	< 0.004	< 0.01	< 0.01	< 0.01	0.01 U	0.005 U	0.004 U	0.004 U	0.004 U	0.004 U	0.004 U	0.0040 U	0.004 U	**0.0015 B**	0.004 U	**0.0013 B**
Cadmium	mg/L	< 0.0050	< 0.0050	< 0.005	< 0.005	< 0.005	< 0.005	0.005 U	0.002 U	0.005 U	0.005 U	0.005 U	0.005 U	0.005 U	0.0050 U	0.005 U	**0.00092 B**	0.005 U	0.005 U
Calcium metal	mg/L	--	--	--	--	--	--	--	**23.5**	**37.2**	**26**	**25**	**31**	**24**	**46**	**41**	**71**	**82**	**120**
Chromium	mg/L	< 0.010	< 0.010	< 0.01	< 0.01	< 0.01	< 0.01	0.01 U	0.005 U	0.01 U	0.01 U	0.01 U	0.01 U	0.01 UJ	0.010 U	0.01 U	**0.034**	**0.0023 B**	**0.022**
Cobalt	mg/L	--	--	--	--	--	--	--	0.007 U	0.01 U	0.01 U	0.01 U	0.01 U	0.01 U	0.010 U	**0.0016 B**	**0.043**	**0.0027 B**	**0.029**
Copper	mg/L	< 0.020	< 0.020	< 0.02	< 0.01	< 0.01	< 0.01	0.01 U	0.025 U	0.02 U	0.02 U	0.02 U	0.02 U	0.02 U	0.020 U	**0.0027 B**	**0.082**	**0.0076 B**	**0.053**
Cyanide	mg/L	< 0.010	< 0.010	< 0.01	< 0.01	< 0.01	< 0.01	0.01 U	0.01 U	0.01 U	0.01 U	0.01 U	0.01 U	0.015 U	0.010 U	0.01 U	0.01 U	0.01 U	--
Iron	mg/L	--	--	--	--	--	--	--	**1.14**	0.1 U	**0.08**	**0.29**	**0.29**	**1.2**	**0.23**	**2**	**56**	**2.7**	**41**
Lead	mg/L	< 0.010	< 0.0050	< 0.005	< 0.01	< 0.01	< 0.01	0.01 U	0.003 U	0.005 U	0.005 U	0.005 U	0.005 U	0.005 U	0.0050 U	0.005 U	**0.015**	0.005 U	**0.01**
Magnesium	mg/L	--	--	--	--	--	--	--	**5.43**	**2.5**	**4.2**	**2.1**	**2.4**	**1.7**	**0.17 B**	**0.47 B**	**12**	**0.52**	**8.9**
Manganese	mg/L	--	--	--	--	--	--	--	**0.126**	0.01 U	**0.089**	**0.01**	**0.015**	0.04 U	**0.0037 B**	**0.027**	**0.59**	**0.027**	**0.47**
Mercury	mg/L	< 0.00020	< 0.00020	< 0.00020	< 0.00020	< 0.0002	< 0.0002	0.0002 U	0.0002 U	0.0002 U	0.0002 U	0.0002 U	0.0002 U	0.0002 U	0.00020 U	0.0002 U	0.0002 U	0.0002 U	0.00020 U
Nickel	mg/L	< 0.040	< 0.040	< 0.04	< 0.02	< 0.02	< 0.02	0.02 U	0.04 U	0.04 U	0.04 U	0.04 U	0.04 U	0.04 U	0.040 U	0.04 U	**0.035 B**	0.04 U	**0.024 B**
Potassium	mg/L	--	--	--	--	--	--	--	**5.58**	**5.66**	**5.6**	**5.8**	**5.8**	**6.2**	**7.0**	**5.6**	**13**	**9.1**	**15**
Selenium	mg/L	< 0.020	< 0.010	< 0.01	< 0.02	< 0.02	< 0.02	0.02 U	0.005 U	0.01 U	0.01 U	0.01 U	0.01 U	0.01 U	0.010 U	**0.0046 B**	0.01 U	0.01 U	0.01 U
Sodium	mg/L	--	--	--	--	--	--	--	**30.7**	**31.9**	**31**	**26**	**25**	**27**	**23**	**12**	**15**	**16**	**21**
Thallium	mg/L	< 0.0010	< 0.0010	< 0.001	< 1.00	< 1.00	< 1	0.001 U	0.001 U	0.001 U	0.002 U	0.001 U	0.001 U	0.002 U	0.0020 UWN	0.002 UWN	0.002 U	0.002 UW	0.002 U
Vanadium (fume or dust)	mg/L	< 0.010	< 0.010	< 0.01	< 0.01	< 0.01	< 0.01	0.01 U	0.007 U	0.01 U	0.01 U	0.01 U	0.01 U	0.01 U	0.010 U	**0.0051 B**	**0.095**	**0.011**	**0.068**
Zinc	mg/L	< 0.020	< 0.020	< 0.02	< 0.02	< 0.02	< 0.02	0.02 U	0.02 U	**0.027**	0.02 U	0.02 U	0.02 U	**0.02**	0.020 U	**0.011 B**	**0.13**	**0.0077 B**	**0.11**

Notes:
ISCO - *in-situ* chemical oxidation
** - Resampled in August 2007 for VOCs only

Data Qualifier Defintions:
-- - Not analyzed
B (Inorganics) - Estimated analyte concentration
D - Analyte concentration reported from secondary dilution
DB - Analyte concentration reported from secondary dilution; analyte detected in method blank
H - Holding time exceeded for sample
J - Estimated analyte concentration
JB (Organic) - Estimated analyte concentration; analyte detected in method blank
JM (Organic) - Estimated analyte concentration; spike sample recovery outside control limits
M (Organic) - Spike sample recovery outside control limits
N - Spike sample recovery outside of control limits
R - Sample data results rejected due to deficiencies in the ability to meet quality control standards
< - Analyte not detected at referenced detection limit
U - Analyte not detected at referenced detection limit
UJ - Analyte not detected; low method bias and/or matrix interference
UN - Analyte not detected; spiked sample recovery outside of control limits
UR - Analyte not detected; data rejected
UWN - Analyte not detected; post digestion spike and spike sample recovery outside control limits
Bold - Exceeds the laboratory detection limit

Appendix E-2
Summary of Historical Groundwater Sampling Data - Transition Zone and Bedrock Monitoring Wells
January 2001 through January 2019
Atlanta Gas Light Company
Former Manufactured Gas Plant Site
Augusta, Georgia

Chemical Name	Location ID	MW-310BR	MW-310BR	MW-310BR	MW-310BR	MW-310BR	MW-310BR	MW-310BR	MW-310BR	MW-310BR	MW-310BR	MW-310BR	MW-310BR	MW-310BR	MW-310BR	MW-310BR	MW-310BR	MW-310BR	MW-310BR	MW-310BR	MW-310BR	MW-310BR	MW-310BR	MW-310BR	MW-310BR	MW-310BR
	Sample Date	1/23/2019	7/18/2018	1/24/2018	7/26/2017	1/26/2017	7/27/2016	1/20/2016	7/27/2015	1/12/2015	7/15/2014	1/7/2014	7/9/2013	1/8/2013	7/24/2012	1/17/2012	7/5/2011	1/18/2011	7/15/2010	1/7/2010	7/27/2009	1/13/2009	7/22/2008	1/8/2008	7/12/2007	2/15/2007
	Unit	Post-Extraction								During Extraction																
Volatile Organic Compounds																										
Acetone	µg/L	< 50	< 50	< 50	< 50	< 50	< 50	< 50	< 50	< 50	< 50	< 50	< 50	< 100	< 100	< 5.0	< 5.0	< 5.0	< 100	< 100	< 100	< 100	< 100	< 50	< 50	< 50
Benzene	µg/L	< 5.0	< 5.0	< 5.0	< 5.0	< 5.0	< 5.0	< 5.0	< 5.0	< 5.0	< 5.0	< 5.0	< 5.0	< 5.0	< 5.0	< 0.25	< 0.25	< 0.25	< 5.0	< 5.0	< 5.0	< 5.0	< 5.0	< 5.0	< 5	< 5
Carbon Disulfide	µg/L	< 5.0	< 5.0	< 5.0	< 5.0	< 5.0	< 5.0	< 5.0	< 5.0	< 5.0	< 5.0	< 5.0	< 5.0	< 5.0	< 5.0	< 0.60	< 0.60 *	< 0.60	< 5.0	< 5.0	< 5.0	< 5.0	< 5.0	< 5.0	< 5	< 5
Ethylbenzene	µg/L	< 5.0	< 5.0	< 5.0	< 5.0	< 5.0	< 5.0	< 5.0	< 5.0	< 5.0	< 5.0	< 5.0	< 5.0	< 5.0	< 5.0	< 0.11	< 0.11	< 0.11	< 5.0	< 5.0	< 5.0	< 5.0	< 5.0	< 5.0	< 5	< 5
Methylene Chloride	µg/L	< 5.0	< 5.0	< 5.0	< 5.0	< 5.0	< 5.0	< 5.0	< 5.0	< 5.0	< 5.0	< 5.0	< 5.0	< 5.0	< 5.0	< 1.0	< 1.0	< 1.0	< 5.0	< 5.0	< 5.0	< 5.0	< 5.0	< 5.0	< 5	< 5
Toluene	µg/L	< 5.0	< 5.0	< 5.0	< 5.0	< 5.0	< 5.0	< 5.0	< 5.0	< 5.0	< 5.0	< 5.0	< 5.0	< 5.0	< 5.0	< 0.33	< 0.33	< 0.33	< 5.0	< 5.0	< 5.0	< 5.0	< 5.0	< 5.0	< 5	< 5
Trichloroethylene	µg/L	< 5.0	< 5.0	< 5.0	< 5.0	< 5.0	< 5.0	< 5.0	< 5.0	< 5.0	< 5.0	< 5.0	< 5.0	< 5.0	< 5.0	< 0.13	< 0.13	< 0.13	< 5.0	< 5.0	< 5.0	< 5.0	< 5.0	< 5.0	< 5	< 5
Xylenes, total	µg/L	< 5.0	< 5.0	< 5.0	< 5.0	< 5.0	< 5.0	< 5.0	< 5.0	< 5.0	< 5.0	< 5.0	< 5.0	< 5.0	< 5.0	< 0.20	< 0.20	< 0.20	< 5.0	< 5.0	< 5.0	< 5.0	< 5.0	< 5.0	< 5	< 5
Semivolatile Organic Compounds																										
Acenaphthene	µg/L	< 0.5	< 0.5	< 0.5	< 0.5	< 0.5	< 0.5	< 0.5	< 0.5	< 0.5	< 0.50	< 0.50	< 0.50	< 0.22	< 0.19	< 0.10	< 0.12	< 0.097	**1.1**	< 0.19	< 0.19	< 0.19	< 0.19	< 10	< 10	< 10
Acenaphthylene	µg/L	< 1.0	< 1.0	< 1.0	< 1.0	< 1.0	< 1.0	< 1.0	< 1.0	< 1	< 1.0	< 1.0	< 1.0	< 0.22	< 0.19	< 0.10	< 0.12	< 0.097	< 0.20	< 0.19	< 0.19	< 0.19	< 0.19	< 10	< 10	< 10
Anthracene	µg/L	**0.091**	**0.054**	< 0.05	< 0.05	**0.12**	**0.11**	**0.12**	< 0.05	< 0.05	< 0.05	< 0.05	< 0.05	< 0.22	< 0.19	< 0.10	< 0.12	< 0.097	< 0.20	< 0.19	< 0.19	< 0.19	< 0.19	< 10	< 10	< 10
Benz(a)anthracene	µg/L	< 0.05	< 0.05	< 0.05	< 0.05	< 0.05	< 0.05	< 0.05	< 0.05	< 0.05	< 0.05	< 0.05	< 0.05	< 0.22	< 0.19	< 0.10	< 0.12	< 0.097	**0.20**	< 0.19	< 0.19	< 0.19	< 0.19	< 0.05	< 0.05	< 0.05
Benzo(a)pyrene	µg/L	< 0.05	< 0.05	< 0.05	< 0.05	< 0.05	< 0.05	< 0.05	< 0.05	< 0.05	< 0.05	< 0.05	< 0.05	< 0.22	< 0.19	< 0.10	< 0.12	< 0.097	**0.35**	< 0.19	< 0.19	< 0.19	< 0.19	< 0.05	< 0.05	< 0.05
Benzo(b)fluoranthene	µg/L	< 0.1	< 0.1	< 0.1	< 0.1	< 0.1	< 0.1	< 0.1	< 0.1	< 0.10	< 0.10	< 0.10	< 0.10	< 0.22	< 0.19	< 0.10	< 0.12	< 0.097	**0.54**	< 0.19	< 0.19	< 0.19	< 0.19	< 0.10	< 0.1	< 0.1
Benzo(g,h,i)perylene	µg/L	< 0.1	< 0.1	< 0.1	< 0.1	< 0.1	< 0.1	< 0.1	< 0.1	< 0.1	< 0.10	< 0.10	< 0.10	< 0.22	< 0.19	< 0.10	< 0.12	< 0.097	**0.37**	< 0.19	< 0.19	< 0.19	< 0.19	< 10	< 10	< 10
Benzo(k)fluoranthene	µg/L	< 0.05	< 0.05	< 0.05	< 0.05	< 0.05	< 0.05	< 0.05	< 0.05	< 0.05	< 0.05	< 0.05	< 0.05	< 0.22	< 0.19	< 0.10	< 0.12	< 0.097	**0.44**	< 0.19	< 0.19	< 0.19	< 0.19	< 10	< 10	< 10
Chrysene	µg/L	< 0.05	< 0.05	< 0.05	< 0.05	< 0.05	< 0.05	< 0.05	< 0.05	< 0.05	< 0.05	< 0.05	< 0.05	< 0.22	< 0.19	< 0.047	< 0.056	< 0.043	**0.39**	< 0.19	< 0.19	< 0.19	< 0.19	< 0.05	< 0.05	< 0.05
Dibenzo(a,h)anthracene	µg/L	< 0.1	< 0.1	< 0.1	< 0.1	< 0.1	< 0.1	< 0.1	< 0.1	< 0.1	< 0.10	< 0.10	< 0.10	< 0.22	< 0.19	< 0.10	< 0.12	< 0.097	**0.11 J**	< 0.19	< 0.19	< 0.19	< 0.19	< 0.10	< 0.1	< 0.1
Fluoranthene	µg/L	< 0.1	< 0.1	< 0.1	< 0.1	< 0.1	< 0.1	< 0.1	< 0.1	< 0.10	< 0.10	< 0.10	< 0.10	< 0.22	< 0.19	< 0.10	< 0.12	< 0.097	**0.4**	< 0.19	< 0.19	< 0.19	< 0.19	< 10	< 10	< 10
Fluorene	µg/L	< 0.1	< 0.1	< 0.1	< 0.1	< 0.1	< 0.1	< 0.1	< 0.1	< 0.1	< 0.10	< 0.10	< 0.10	< 0.22	< 0.19	< 0.10	< 0.12	< 0.097	< 0.20	< 0.19	< 0.19	< 0.19	< 0.19	< 10	< 10	< 10
Indeno(1,2,3-cd)pyrene	µg/L	< 0.05	< 0.05	< 0.05	< 0.05	< 0.05	< 0.05	< 0.05	< 0.05	< 0.05	< 0.05	< 0.05	< 0.05	< 0.22	< 0.19	< 0.10	< 0.12	< 0.097	**0.39**	< 0.19	< 0.19	< 0.19	< 0.19	< 0.05	< 0.05	< 0.05
Naphthalene	µg/L	**1.2**	< 0.5	< 0.5	< 0.5	< 0.5	< 0.5	< 0.5	< 0.5	**7.6**	< 0.50	< 0.50	< 0.50	< 0.22	**0.25**	< 0.10	< 0.12	11 J	< 0.20	< 0.19	< 0.19	< 0.19	< 0.19	< 10	< 10	< 10
Phenanthrene	µg/L	< 0.05	< 0.05	< 0.05	< 0.05	< 0.05	< 0.05	< 0.05	< 0.05	< 0.05	< 0.05	< 0.05	< 0.05	< 0.22	< 0.19	< 0.10	< 0.12	< 0.097	< 0.20	< 0.19	< 0.19	< 0.19	< 0.19	< 10	< 10	< 10
Pyrene	µg/L	< 0.05	< 0.05	< 0.05	< 0.05	< 0.05	< 0.05	< 0.05	< 0.05	< 0.05	< 0.05	< 0.05	< 0.05	< 0.22	< 0.19	< 0.10	< 0.12	< 0.097	**0.39**	< 0.19	< 0.19	< 0.19	< 0.19	< 10	< 10	< 10
Inorganic Compounds																										
Antimony	mg/L	< 0.006	< 0.006	< 0.006	< 0.006	< 0.006	< 0.006	< 0.006	< 0.02	< 0.02	< 0.02	< 0.02	< 0.02	< 0.02	< 0.02	< 0.0053	< 0.0053	< 0.0053	< 0.020	< 0.020	< 0.020	< 0.020	< 0.02	< 0.02	< 0.02	< 0.02
Arsenic	mg/L	< 0.05	< 0.05	< 0.05	< 0.05	< 0.05	< 0.05	< 0.05	< 0.05	< 0.05	< 0.05	< 0.05	< 0.05	< 0.02	< 0.02	< 0.0046	< 0.0046	< 0.0046	< 0.020	< 0.020	< 0.020	< 0.010	< 0.01	< 0.05	< 0.05	< 0.05
Barium	mg/L	**0.246**	**0.317**	**0.286**	**0.262**	**0.299**	**0.566**	**0.397**	**0.479**	**0.142**	**0.192**	**0.261**	**0.209**	**0.23**	**0.20**	**0.21**	**0.22**	**0.53**	**0.27**	**0.19**	**0.13**	**0.21**	**0.228**	**0.221**	**0.243**
Beryllium	mg/L	< 0.004	< 0.004	< 0.004	< 0.004	< 0.004	< 0.004	< 0.004	< 0.01	< 0.01	< 0.01	< 0.01	< 0.01	< 0.0040	< 0.0040	< 0.00020	< 0.00020	< 0.00020	< 0.0040	< 0.0040	< 0.0040	< 0.0040	< 0.004	< 0.01	< 0.01	< 0.01
Cadmium	mg/L	< 0.005	< 0.005	< 0.005	< 0.005	< 0.005	< 0.005	< 0.005	< 0.005	< 0.005	< 0.005	< 0.005	< 0.005	< 0.0050	< 0.0050	< 0.0020	< 0.0020	< 0.0020	< 0.0050	< 0.0050	< 0.0050	< 0.0050	< 0.005	< 0.005	< 0.005	< 0.005
Chromium	mg/L	< 0.01	< 0.01	< 0.01	< 0.01	< 0.01	< 0.01	< 0.01	< 0.01	< 0.01	< 0.01	< 0.01	< 0.01	< 0.010	< 0.010	< 0.0012	< 0.0012	< 0.0012	**0.0012 J**	< 0.010	< 0.010	< 0.010	< 0.01	< 0.01	< 0.01	< 0.01
Copper	mg/L	< 0.01	< 0.01	< 0.01	< 0.01	< 0.01	< 0.01	**0.0127**	< 0.01	< 0.01	< 0.01	< 0.01	< 0.01	< 0.02	< 0.02	**0.0026 J**	< 0.0019	**0.0020 J**	< 0.020	< 0.020	< 0.020	**0.033**	**0.0068 J**	< 0.01	< 0.01	< 0.01
Cyanide	mg/L	< 0.01	< 0.01	< 0.01	< 0.01	< 0.01	< 0.01	< 0.01	< 0.01	< 0.01	< 0.01	< 0.01	< 0.01	< 0.010	< 0.010	< 0.0050	**0.016**	< 0.0050	< 0.010	< 0.010	< 0.010	< 0.010	< 0.01	< 0.01	< 0.01	< 0.01
Lead	mg/L	< 0.01	< 0.01	< 0.01	< 0.01	< 0.01	< 0.01	< 0.01	< 0.01	< 0.01	< 0.01	< 0.01	< 0.01	< 0.010	< 0.010	< 0.0040	< 0.0040	< 0.0040	< 0.010	< 0.010	< 0.010	< 0.0050	< 0.005	< 0.01	< 0.01	< 0.01
Mercury	mg/L	< 0.0002	< 0.0002	< 0.0002	< 0.0002	< 0.0002	< 0.0002	< 0.0002	< 0.0002	< 0.00020	< 0.00020	< 0.00020	< 0.00020	< 0.00020	< 0.00020	< 0.000091	< 0.000091	< 0.000091	< 0.00020	< 0.00020	< 0.00020	< 0.00020	< 0.00020	< 0.00020	< 0.0002	< 0.0002
Nickel	mg/L	< 0.02	< 0.02	< 0.02	< 0.02	< 0.02	< 0.02	< 0.02	< 0.02	< 0.02	< 0.02	< 0.02	< 0.02	< 0.04	< 0.04	**0.0030 J**	**0.0045 J**	< 0.0023	< 0.040	< 0.040	< 0.040	**0.027 J**	**0.0043 J**	< 0.02	< 0.02	< 0.02
Selenium	mg/L	< 0.02	< 0.02	< 0.02	< 0.02	< 0.02	< 0.02	< 0.02	< 0.02	< 0.02	< 0.02	< 0.02	< 0.02	< 0.020	< 0.020	< 0.0064	< 0.0064	< 0.0064	< 0.020	< 0.020	< 0.020	< 0.010	< 0.01	< 0.02	< 0.02	< 0.02
Thallium	mg/L	< 0.002	< 0.002	< 0.002	< 0.002	< 0.002	< 0.002	< 0.002	< 0.02	< 0.02	< 0.02	< 0.02	< 0.02	< 0.0010	< 0.0010	< 0.00025	< 0.00025	< 0.00025	< 0.0010	< 0.0010	< 0.0010	< 0.0010	< 0.001	< 1.00	< 1.00	< 1
Vanadium (fume or dust)	mg/L	< 0.01	< 0.01	< 0.01	< 0.01	< 0.01	< 0.01	< 0.01	< 0.01	< 0.01	< 0.01	< 0.01	< 0.01	< 0.010	< 0.010	< 0.0024	< 0.0024	< 0.0024	< 0.010	< 0.010	< 0.010	< 0.010	< 0.01	< 0.01	< 0.01	< 0.01
Zinc	mg/L	< 0.02	< 0.02	< 0.02	< 0.02	< 0.02	< 0.02	< 0.02	< 0.02	< 0.02	< 0.02	< 0.02	< 0.02	< 0.020	< 0.020	< 0.0087	< 0.0087	< 0.0087	< 0.020	< 0.020	< 0.020	**0.010 J**	< 0.02	< 0.02	< 0.02	< 0.02

Notes:
ISCO - *in-situ* chemical oxidation
** - Resampled in August 2007 for VOCs only

Data Qualifier Defintions:
-- - Not analyzed
B (Inorganics) - Estimated analyte concentration
D - Analyte concentration reported from secondary dilution
DB - Analyte concentration reported from secondary dilution; analyte detected in method blank
H - Holding time exceeded for sample
J - Estimated analyte concentration
JB (Organic) - Estimated analyte concentration; analyte detected in method blank
JM (Organic) - Estimated analyte concentration; spike sample recovery outside control limits
M (Organic) - Spike sample recovery outside control limits
N - Spike sample recovery outside of control limits
R - Sample data results rejected due to deficiencies in the ability to meet quality control standards
< - Analyte not detected at referenced detection limit
U - Analyte not detected at referenced detection limit
UJ - Analyte not detected; low method bias and/or matrix interference
UN - Analyte not detected; spiked sample recovery outside of control limits
UR - Analyte not detected; data rejected
UWN - Analyte not detected; post digestion spike and spike sample recovery outside control limits
Bold - Exceeds the laboratory detection limit

Appendix E-2
Summary of Historical Groundwater Sampling Data - Transition Zone and Bedrock Monitoring Wells
January 2001 through January 2019
Atlanta Gas Light Company
Former Manufactured Gas Plant Site
Augusta, Georgia

Chemical Name	Location ID	MW-310BR	MW-310BR	MW-310BR	MW-310BR	MW-310BR	MW-310BR	MW-310BR	MW-310BR	MW-310BR	MW-310BR	MW-310BR	MW-310BR	MW-310BR
	Sample Date	7/11/2006	1/13/2006	7/20/2005	1/20/2005	7/15/2004	1/22/2004	7/16/2003	1/21/2003	7/16/2002	7/02 DUP	1/21/2002	1/18/2001	7/17/2001
	Unit	Pre-Extraction												
Volatile Organic Compounds														
Acetone	µg/L	50 U	10 U	25 U	25 U	25 U	25 U	25 U	25 U	25 U	25 U	25 U	25 U	25 U
Benzene	µg/L	5 U	1.0 U	1.0 U	1.0 U	1.0 U	1.0 U	1.0 U	1.0 U	**2.0**	**2.4**	1.0 U	1.0 U	**0.23 J**
Carbon Disulfide	µg/L	5 U	1.0 U	1.0 U	1.0 U	1.0 U	1.0 U	1.0 U	1.0 U	1.0 U	1.0 U	1.0 U	1.0 U	1.0 U
Ethylbenzene	µg/L	5 U	1.0 U	1.0 U	1.0 U	1.0 U	1.0 U	1.0 U	1.0 U	**1.6**	**1.5**	1.0 U	1.0 U	1.0 U
Methylene Chloride	µg/L	5 U	1.0 U	5.0 U	5.0 U	5.0 U	5.0 U	5.0 U	5.0 U	5.0 U	5.0 U	5.0 U	5.0 U	5.0 U
Toluene	µg/L	5 U	1.0 U	1.0 U	1.0 U	1.0 U	1.0 U	1.0 U	1.0 U	1.0 U	**0.34 J**	1.0 U	1.0 U	**0.33 J**
Trichloroethylene	µg/L	5 U	1.0 U	1.0 U	1.0 U	1.0 U	1.0 U	1.0 U	1.0 U	1.0 U	1.0 U	1.0 U	1.0 U	1.0 U
Xylenes, total	µg/L	5 U	2.0 U	2.0 U	2.0 U	2.0 U	2.0 U	2.0 U	2.0 U	**0.7 J**	**0.7 J**	2.0 U	2.0 U	**1.2 J**
Semivolatile Organic Compounds														
2-Methylnaphthalene	µg/L	--	0.2 U	0.2 U	0.2 U	0.2 U	0.2 U	10 U	10 U	**0.58 J**	**0.78 J**	10 U	10 U	10 U
Acenaphthene	µg/L	10 U	0.2 U	0.2 U	0.2 U	**0.45**	**0.48**	10 U	10 U	**0.56 J**	**0.59 J**	**0.5 J**	10 U	10 U
Acenaphthylene	µg/L	10 U	0.2 U	0.2 U	0.2 U	0.2 U	0.2 U	10 U	10 U	10 U	10 U	10 U	10 U	10 U
Anthracene	µg/L	10 U	0.2 U	0.2 U	0.2 U	0.2 U	0.2 U	10 U	10 U	10 U	10 U	10 U	10 U	10 U
Benz(a)anthracene	µg/L	0.05 U	0.2 U	0.2 U	0.2 U	0.2 U	0.2 U	10 U	10 U	10 U	10 U	10 U	10 U	10 U
Benzo(a)pyrene	µg/L	0.05 U	0.2 U	0.2 U	0.2 U	0.2 U	0.2 U	10 U	10 U	10 U	10 U	10 U	10 U	10 U
Benzo(b)fluoranthene	µg/L	0.1 U	0.2 U	0.2 U	0.2 U	0.2 U	0.2 U	10 U	10 U	10 U	10 U	10 U	10 U	10 U
Benzo(g,h,i)perylene	µg/L	10 U	0.2 U	0.2 U	0.2 U	0.2 U	0.2 U	10 U	10 U	10 U	10 U	10 U	10 U	10 U
Benzo(k)fluoranthene	µg/L	10 U	0.2 U	0.2 U	0.2 U	0.2 U	0.2 U	10 U	10 U	10 U	10 U	10 U	10 U	10 U
Chrysene	µg/L	0.05 U	0.2 U	0.2 U	0.2 U	0.2 U	0.2 U	10 U	10 U	10 U	10 U	10 U	10 U	10 U
Dibenzo(a,h)anthracene	µg/L	0.1 U	0.2 U	0.2 U	0.2 U	0.2 U	0.2 U	10 U	10 U	10 U	10 U	10 U	10 U	10 U
Dibenzofuran	µg/L	--	1.0 U	0.2 U	0.2 U	0.2 U	0.2 U	10 U	10 U	10 U	10 U	10 U	10 U	10 U
Fluoranthene	µg/L	10 U	0.2 U	0.2 U	0.2 U	0.2 U	0.2 U	10 U	10 U	10 U	10 U	10 U	10 U	10 U
Fluorene	µg/L	10 U	0.2 U	0.2 U	0.2 U	0.2 U	0.2 U	10 U	10 U	10 U	10 U	10 U	10 U	10 U
Indeno(1,2,3-cd)pyrene	µg/L	0.05 U	0.2 U	0.2 U	0.2 U	0.2 U	0.2 U	10 U	10 U	10 U	10 U	10 U	10 U	10 U
Naphthalene	µg/L	10 U	0.2 U	0.2 U	0.2 U	0.2 U	0.2 U	10 U	10 U	**5.1 J**	**6.3 J**	10 U	10 U	10 U
Phenanthrene	µg/L	10 U	0.2 U	0.2 U	0.2 U	0.2 U	0.2 U	10 U	10 U	10 U	10 U	10 U	10 U	10 U
Pyrene	µg/L	10 U	0.2 U	0.2 U	0.2 U	0.2 U	0.2 U	10 U	10 U	10 U	10 U	10 U	10 U	10 U
Inorganic Compounds														
Aluminum (fume or dust)	mg/L	--	0.2 U	0.2 U	0.2 U	0.2 U	0.2 U	0.2 U	0.2 U	**0.044 B**	**0.085 B**	**8.3**	**0.11 B**	**0.095 BN**
Antimony	mg/L	0.02 U	0.01 U	0.006 U	0.02 U	0.006 U	0.02 U	0.02 U	0.02 U	0.02 U	0.02 U	0.02 U	0.02 U	0.02 U
Arsenic	mg/L	0.05 U	0.01 U	0.01 U	0.01 U	0.01 U	0.01 U	0.01 U	0.01 U	0.01 U	0.01 U	0.01 U	0.01 U	0.01 U
Barium	mg/L	**0.13**	**0.206**	**0.205**	**0.2**	**0.19**	**0.18**	**0.17**	**0.22**	**0.19**	**0.19**	**0.26**	**0.18**	**0.18**
Beryllium	mg/L	0.01 U	0.005 U	0.004 U	0.004 U	0.004 U	0.004 U	0.004 U	0.004 U	0.004 U	0.004 U	0.004 U	0.004 U	0.004 U
Cadmium	mg/L	0.005 U	0.002 U	0.005 U	0.005 U	0.005 U	0.005 U	0.005 U	0.005 U	0.005 U	0.005 U	0.005 U	0.005 U	0.005 U
Calcium metal	mg/L	--	**10.8**	**12.2**	**11**	**9.8**	**10**	**8.6**	**15**	**10**	**10**	**16**	**10**	**9.9**
Chromium	mg/L	0.01 U	0.005 U	0.01 U	0.01 U	0.01 U	0.01 U	0.01 UJ	0.01 U	0.01 U	0.01 U	**0.0089 B**	0.01 U	0.01 U
Cobalt	mg/L	--	0.007 U	0.01 U	0.01 U	0.01 U	0.01 U	0.01 U	0.01 U	**0.0016 B**	**0.002 B**	**0.0075 B**	0.01 U	0.01 U
Copper	mg/L	**0.0353**	0.025 U	0.02 U	0.02 U	0.02 U	0.02 U	0.02 U	**0.012 B**	**0.0051 B**	**0.007 B**	**0.05**	**0.0014 B**	**0.0026 B**
Cyanide	mg/L	0.01 U	0.01 U	0.01 U	0.01 U	0.01 U	0.01 U	0.015 U	0.01 U	0.01 U	0.01 U	0.01 U	0.01 U	0.01 U
Iron	mg/L	--	**5.78**	**6.25**	**5.4**	**4.9**	**5.2**	**4.4**	**5.8**	**5**	**5.1**	**18**	**5.2**	**5.1**
Lead	mg/L	0.01 U	0.003 U	0.005 U	0.005 U	0.005 U	0.005 U	0.005 U	0.005 U	0.005 U	0.005 U	**0.0019 B**	0.005 U	0.005 U
Magnesium	mg/L	< 0.0002	--	**6.16**	**6.69**	**5.8**	**5.3**	**5.5**	**5**	**6.4**	**5.4**	**5.5**	**9**	**5.5**
Manganese	mg/L	< 0.02	--	**0.798**	**0.821**	**0.77**	**0.72**	**0.73**	**0.64**	**0.81**	**0.71**	**0.72**	**1.1**	**0.7**
Mercury	mg/L	0.0002 U	0.0002 U	0.0002 U	0.0002 U	0.0002 U	0.0002 U	0.0002 U	0.0002 U	0.0002 U	0.0002 U	0.0002 U	0.00020 U	0.0002 U
Nickel	mg/L	**0.0397**	0.04 U	0.04 U	0.04 U	0.04 U	0.04 U	0.04 U	**0.0069 B**	**0.0063 B**	**0.006 B**	**0.017 B**	0.04 U	0.04 U
Potassium	mg/L	--	5 U	**2.93**	**2.8**	**2.6**	**2.6**	**1.8**	**2.9**	**2.6**	**2.6**	**3.7**	**2.7**	**2.6**
Selenium	mg/L	0.02 U	0.005 U	0.01 U	0.01 U	0.01 U	0.01 U	0.01 U	0.01 U	0.01 U	**0.005 B**	0.01 U	0.01 U	0.01 U
Sodium	mg/L	--	**14.3**	**16.7**	**13**	**13**	**13**	**12**	**13**	**12**	**12**	**13**	**12**	**12**
Thallium	mg/L	0.001 U	0.001 U	0.001 U	0.002 U	0.001 U	0.001 U	0.002 U	0.002 UW	0.002 UW	0.002 UW	0.002 U	0.002 UW	0.002 UWN
Vanadium (fume or dust)	mg/L	0.01 U	0.007 U	0.01 U	0.01 U	0.01 U	0.01 U	0.01 U	0.01 U	0.01 U	0.01 U	**0.051**	0.01 U	0.01 U
Zinc	mg/L	0.02 U	0.02 U	0.02 U	0.02 U	0.02 U	0.02 U	**0.03**	**0.02**	0.02 U	0.02 U	**0.024**	**0.0077 B**	0.02 U

Notes:
ISCO - *in-situ* chemical oxidation
** - Resampled in August 2007 for VOCs only

Data Qualifier Defintions:
-- - Not analyzed
B (Inorganics) - Estimated analyte concentration
D - Analyte concentration reported from secondary dilution
DB - Analyte concentration reported from secondary dilution; analyte detected in method blank
H - Holding time exceeded for sample
J - Estimated analyte concentration
JB (Organic) - Estimated analyte concentration; analyte detected in method blank
JM (Organic) - Estimated analyte concentration; spike sample recovery outside control limits
M (Organic) - Spike sample recovery outside control limits
N - Spike sample recovery outside of control limits
R - Sample data results rejected due to deficiencies in the ability to meet quality control standards
< - Analyte not detected at referenced detection limit
U - Analyte not detected at referenced detection limit
UJ - Analyte not detected; low method bias and/or matrix interference
UN - Analyte not detected; spiked sample recovery outside of control limits
UR - Analyte not detected; data rejected
UWN - Analyte not detected; post digestion spike and spike sample recovery outside control limits
Bold - Exceeds the laboratory detection limit

Appendix E-2
Summary of Historical Groundwater Sampling Data - Transition Zone and Bedrock Monitoring Wells
January 2001 through January 2019
Atlanta Gas Light Company
Former Manufactured Gas Plant Site
Augusta, Georgia

Chemical Name	Location ID	MW-310TZ	MW-310TZ	MW-310TZ	MW-310TZ	MW-310TZ	MW-310TZ	MW-310TZ	MW-310TZ	MW-310TZ	MW-310TZ	MW-310TZ	MW-310TZ	MW-310TZ	MW-310TZ	MW-310TZ	MW-310TZ	MW-310TZ
	Sample Date	7/21/2009	1/14/2009	07/22/2008	1/9/2008	7/10/2007	2/15/2007	7/11/2006	1/14/2006	1/20/2005	7/20/2005	7/05 DUP	1/20/2005	7/15/2004	1/22/2004	7/16/2003	1/16/2003	7/10/2002
	Unit	During Extraction						Pre-Extraction										
Volatile Organic Compounds																		
Acetone	µg/L	< 100	< 100	< 100	< 50	< 50	< 50	50 U	10 U	25 U	25 U	25 U	25 U	25 U	25 U	25 U	25 U	25 U
Benzene	µg/L	< 5.0	< 5.0	< 5.0	< 5.0	< 5	< 5	5 U	1.0 U	1.0 U	1.0 U	1.0 U	1.0 U	1.0 U	1.0 U	1.0 U	**0.1 J**	1.0 U
Carbon Disulfide	µg/L	< 5.0	< 5.0	< 5.0	< 5.0	< 5	< 5	5 U	1.0 U	1.0 U	1.0 U	1.0 U	1.0 U	1.0 U	1.0 U	1.0 U	**0.36 J**	1.0 U
Methylene Chloride	µg/L	< 5.0	< 5.0	< 5.0	< 5.0	< 5	< 5	5 U	1.0 U	5.0 U	5.0 U	5.0 U	5.0 U	5.0 U	5.0 U	5.0 U	5.0 U	5.0 U
Ethylbenzene	µg/L	< 5.0	< 5.0	< 5.0	< 5.0	< 5	< 5	5 U	1.0 U	1.0 U	1.0 U	1.0 U	1.0 U	1.0 U	1.0 U	1.0 U	**0.15 J**	1.0 U
Toluene	µg/L	< 5.0	< 5.0	< 5.0	< 5.0	< 5	< 5	5 U	1.0 U	1.0 U	1.0 U	1.0 U	1.0 U	1.0 U	1.0 U	1.0 U	1.0 U	1.0 U
Trichloroethylene	µg/L	< 5.0	< 5.0	< 5.0	< 5.0	< 5	< 5	5 U	1.0 U	1.0 U	1.0 U	1.0 U	1.0 U	1.0 U	1.0 U	1.0 U	1.0 U	1.0 U
Xylenes, total	µg/L	< 5.0	< 5.0	< 5.0	< 5.0	< 5	< 5	5 U	2.0 U	2.0 U	2.0 U	2.0 U	2.0 U	2.0 U	2.0 U	2.0 U	2.0 U	2.0 U
Semivolatile Organic Compounds																		
2-Methylnaphthalene	µg/L	--	--	**--**	--	--	--	--	0.2 U	0.2 U	0.2 U	0.2 U	0.2 U	0.2 U	0.2 U	10 U	10 U	10 U
Acenaphthene	µg/L	< 0.19	**0.038 J**	**0.030 J**	< 10	< 10	< 10	10 U	0.2 U	0.2 U	**0.23**	**0.24**	0.2 U	0.2 U	0.2 U	10 U	10 U	**0.3 J**
Acenaphthylene	µg/L	< 0.19	< 0.19	< 0.19	< 10	< 10	< 10	10 U	0.2 U	0.2 U	0.2 U	0.2 U	0.2 U	0.2 U	0.2 U	10 U	10 U	10 U
Anthracene	µg/L	< 0.19	< 0.19	< 0.19	< 10	< 10	< 10	10 U	0.2 U	0.2 U	0.2 U	0.2 U	0.2 U	0.2 U	0.2 U	10 U	10 U	10 U
Benz(a)anthracene	µg/L	< 0.19	< 0.19	< 0.19	< 0.05	< 0.05	< 0.05	0.05 U	0.2 U	0.2 U	0.2 U	0.2 U	0.2 U	0.2 U	0.2 U	10 U	10 U	10 U
Benzo(a)pyrene	µg/L	< 0.19	< 0.19	< 0.19	< 0.05	**0.18**	< 0.05	0.05 U	0.2 U	0.2 U	0.2 U	0.2 U	0.2 U	0.2 U	0.2 U	10 U	10 U	10 U
Benzo(b)fluoranthene	µg/L	< 0.19	< 0.19	< 0.19	< 0.10	**0.15**	< 0.1	0.1 U	0.2 U	0.2 U	0.2 U	0.2 U	0.2 U	0.2 U	0.2 U	10 U	10 U	10 U
Benzo(g,h,i)perylene	µg/L	< 0.19	< 0.19	< 0.19	< 10	< 10	< 10	10 U	0.2 U	0.2 U	0.2 U	0.2 U	0.2 U	0.2 U	0.2 U	10 U	10 U	10 U
Benzo(k)fluoranthene	µg/L	< 0.19	< 0.19	< 0.19	< 10	< 10	< 10	10 U	0.2 U	0.2 U	0.2 U	0.2 U	0.2 U	0.2 U	0.2 U	10 U	10 U	10 U
Chrysene	µg/L	< 0.19	< 0.19	< 0.19	< 0.05	**0.060**	< 0.05	0.05 U	0.2 U	0.2 U	0.2 U	0.2 U	0.2 U	0.2 U	0.2 U	10 U	10 U	10 U
Dibenzo(a,h)anthracene	µg/L	< 0.19	< 0.19	< 0.19	< 0.10	**0.38**	< 0.1	0.1 U	0.2 U	0.2 U	0.2 U	0.2 U	0.2 U	0.2 U	0.2 U	10 U	10 U	10 U
Dibenzofuran	µg/L	--	--	**--**	--	--	--	--	0.2 U	0.2 U	0.2 U	0.2 U	0.2 U	0.2 U	0.2 U	10 U	10 U	10 U
Fluoranthene	µg/L	< 0.19	< 0.19	< 0.19	< 10	< 10	< 10	10 U	0.2 U	0.2 U	0.2 U	0.2 U	0.2 U	0.2 U	0.2 U	10 U	10 U	10 U
Fluorene	µg/L	< 0.19	< 0.19	< 0.19	< 10	< 10	< 10	10 U	0.2 U	0.2 U	0.2 U	0.2 U	0.2 U	0.2 U	11 J	10 U	10 U	10 U
Indeno(1,2,3-cd)pyrene	µg/L	< 0.19	< 0.19	< 0.19	< 0.05	**0.32**	< 0.05	0.05 U	0.2 U	0.2 U	0.2 U	0.2 U	0.2 U	0.2 U	0.2 U	10 U	10 U	10 U
Naphthalene	µg/L	< 0.19	< 0.19	< 0.19	< 10	< 10	< 10	10 U	0.2 U	0.2 U	0.2 U	0.2 U	0.2 U	0.2 U	0.2 U	10 U	10 U	10 U
Phenanthrene	µg/L	< 0.19	< 0.19	< 0.19	< 10	< 10	< 10	10 U	0.2 U	0.2 U	0.2 U	0.2 U	0.2 U	0.2 U	0.2 U	10 U	10 U	10 U
Pyrene	µg/L	< 0.19	< 0.19	< 0.19	< 10	< 10	< 10	10 U	0.2 U	0.2 U	0.2 U	0.2 U	0.2 U	0.2 U	0.2 U	10 U	10 U	10 U
Inorganic Compounds																		
Aluminum (fume or dust)	mg/L	--	--	**--**	--	--	--	--	0.2 U	0.2 U	0.2 U	0.2 U	0.2 U	0.2 U	0.2 U	0.2 U	**0.14 B**	0.2 U
Antimony	mg/L	< 0.020	< 0.020	< 0.02	< 0.02	< 0.02	< 0.02	0.02 U	0.01 U	0.02 U	0.006 U	0.006 U	0.02 U	0.006 U	0.02 U	0.02 U	0.020 U	0.02 U
Arsenic	mg/L	< 0.020	< 0.010	< 0.01	< 0.05	< 0.05	< 0.05	0.05 U	0.01 U	0.01 U	0.01 U	0.01 U	0.01 U	0.01 U	0.01 U	0.01 U	0.010 U	0.01 U
Barium	mg/L	**0.13**	**0.1**	**0.11**	**0.107**	**0.128**	**0.175**	**0.244**	**0.231**	**0.23**	**0.211**	**0.214**	**0.22**	**0.17**	**0.13**	**0.14**	**0.15**	**0.15**
Beryllium	mg/L	< 0.0040	< 0.0040	< 0.004	< 0.01	< 0.01	< 0.01	0.01 U	0.005 U	0.004 U	0.004 U	0.004 U	0.004 U	0.004 U	0.004 U	0.004 U	0.0040 U	0.004 U
Cadmium	mg/L	< 0.0050	< 0.0050	< 0.005	< 0.005	< 0.005	< 0.005	0.005 U	0.002 U	0.005 U	0.005 U	0.005 U	0.005 U	0.005 U	0.005 U	0.005 U	0.0050 U	**0.00075 B**
Calcium metal	mg/L	--	--	**--**	--	--	--	--	**20.1**	**22**	**20.4**	**20.8**	**21**	**24**	**25**	**34**	**21**	**17**
Chromium	mg/L	< 0.010	< 0.010	< 0.01	< 0.01	< 0.01	< 0.01	0.01 U	0.005 U	0.01 U	0.01 U	0.01 U	0.01 U	0.01 U	0.01 U	0.01 UJ	0.010 U	0.01 U
Cobalt	mg/L	--	--	**--**	--	--	--	--	0.007 U	0.01 U	0.01 U	0.01 U	0.01 U	0.01 U	0.01 U	0.01 U	0.010 U	0.01 U
Copper	mg/L	< 0.020	< 0.020	< 0.02	< 0.01	< 0.01	< 0.01	0.01 U	0.025 U	0.02 U	0.02 U	0.02 U	0.02 U	0.02 U	0.02 U	0.02 U	0.020 U	0.02 U
Cyanide	mg/L	< 0.010	< 0.010	< 0.01	< 0.01	**0.017**	< 0.01	0.01 U	0.01 U	0.01 U	0.01 U	0.01 U	0.01 U	0.01 U	0.01 U	0.015 U	0.010 U	0.01 U
Iron	mg/L	--	--	**--**	--	--	--	--	**4.8**	**2.9**	**4.15**	**4.23**	**2.9**	**0.24**	**0.22**	**0.05**	**0.68**	**0.95**
Lead	mg/L	< 0.010	< 0.0050	< 0.005	< 0.01	< 0.01	< 0.01	0.01 U	0.003 U	0.005 U	0.005 U	0.005 U	0.005 U	0.005 U	0.005 U	0.005 U	0.0050 U	0.005 U
Magnesium	mg/L	--	--	**--**	--	--	--	--	**6.37**	**4.8**	**5.98**	**6.1**	**4.6**	**1.5**	**1.1**	**0.49**	**1.7**	**1.8**
Manganese	mg/L	--	--	**--**	--	--	--	--	**0.748**	**0.62**	**0.705**	**0.717**	**0.61**	**0.083**	**0.063**	0.04 U	**0.14**	**0.18**
Mercury	mg/L	< 0.00020	< 0.00020	< 0.00020	< 0.00020	< 0.0002	< 0.0002	0.0002 U	0.0002 U	0.0002 U	0.0002 U	0.0002 U	0.0002 U	0.0002 U	0.0002 U	0.0002 U	0.00020 U	0.0002 U
Nickel	mg/L	< 0.040	< 0.040	< 0.04	< 0.02	< 0.02	< 0.02	0.02 U	0.04 U	0.04 U	0.04 U	0.04 U	0.04 U	0.04 U	0.04 U	0.04 U	0.040 U	0.04 U
Potassium	mg/L	**--**	**--**	**--**	--	--	--	--	5 U	**3.3**	**2.94**	**3.11**	**3.2**	**3.7**	**3.6**	**3.8**	**3.2**	**3.1**
Selenium	mg/L	< 0.020	< 0.010	< 0.01	< 0.02	< 0.02	< 0.02	0.02 U	0.005 U	0.01 U	0.01 U	0.01 U	0.01 U	0.01 U	0.01 U	0.01 U	0.010 U	**0.0061 B**
Sodium	mg/L	--	--	**--**	--	--	--	--	**14.6**	**15**	**15.3**	**15.4**	**15**	**19**	**19**	**19**	**23**	**23**
Thallium	mg/L	< 0.0010	< 0.0010	< 0.001	< 1.00	< 1.00	< 1	0.001 U	0.001 U	0.002 U	0.001 U	0.001 U	0.002 U	0.001 U	0.001 U	0.002 U	0.0020 UWN	0.002 UWN
Vanadium (fume or dust)	mg/L	< 0.010	< 0.010	< 0.01	< 0.01	< 0.01	< 0.01	0.01 U	0.007 U	0.01 U	0.01 U	0.01 U	0.01 U	0.01 U	0.01 U	0.01 U	0.010 U	0.01 U
Zinc	mg/L	< 0.020	< 0.020	< 0.02	< 0.02	< 0.02	< 0.02	0.02 U	0.02 U	0.02 U	0.02 U	0.02 U	0.02 U	0.02 U	0.02 U	**0.02**	0.020 U	0.02 U

Notes:
ISCO - *in-situ* chemical oxidation
** - Resampled in August 2007 for VOCs only

Data Qualifier Defintions:
-- - Not analyzed
B (Inorganics) - Estimated analyte concentration
D - Analyte concentration reported from secondary dilution
DB - Analyte concentration reported from secondary dilution; analyte detected in method blank
H - Holding time exceeded for sample
J - Estimated analyte concentration
JB (Organic) - Estimated analyte concentration; analyte detected in method blank
JM (Organic) - Estimated analyte concentration; spike sample recovery outside control limits
M (Organic) - Spike sample recovery outside control limits
N - Spike sample recovery outside of control limits
R - Sample data results rejected due to deficiencies in the ability to meet quality control standards
< - Analyte not detected at referenced detection limit
U - Analyte not detected at referenced detection limit
UJ - Analyte not detected; low method bias and/or matrix interference
UN - Analyte not detected; spiked sample recovery outside of control limits
UR - Analyte not detected; data rejected
UWN - Analyte not detected; post digestion spike and spike sample recovery outside control limits
Bold - Exceeds the laboratory detection limit

Appendix E-2
Summary of Historical Groundwater Sampling Data - Transition Zone and Bedrock Monitoring Wells
January 2001 through January 2019
Atlanta Gas Light Company
Former Manufactured Gas Plant Site
Augusta, Georgia

Chemical Name	Location ID	MW-313	MW-313	MW-313	MW-313	MW-313	MW-313	MW-313	MW-313	MW-313	MW-313	MW-313	MW-313	MW-313	MW-313	MW-313	MW-313	MW-313	MW-313	MW-313	MW-313	MW-313	MW-313	MW-313	MW-313
	Sample Date	1/25/2019	7/19/2018	1/25/2018	7/27/2017	1/25/2017	7/28/2016	1/20/2016	7/29/2015	1/13/2015	7/17/2014	1/9/2014	7/9/2013	1/8/2013	7/25/2012	1/17/2012	7/5/2011	1/17/2011	7/14/2010	1/5/2010	7/22/2009	1/14/2009	7/21/2008	1/8/2008	7/12/2007	2/13/2007
	Unit	Post-Extraction								During Extraction																
Volatile Organic Compounds																										
Acetone	µg/L	< 50	< 50	< 50	< 50	< 50	< 50	< 50	< 50	< 50	< 50	< 50	< 50	< 100	< 100	< 5.0	< 5.0	< 5.0	**8.7 J**	< 100	< 100	< 100	< 100	< 50	< 50	< 50
Benzene	µg/L	< 5.0	< 5.0	< 5.0	< 5.0	< 5.0	< 5.0	< 5.0	< 5.0	< 5.0	< 5.0	< 5.0	< 5.0	< 5.0	< 5.0	< 0.25	< 0.25	< 0.25	< 5.0	< 5.0	< 5.0	< 5.0	< 5.0	< 5.0	< 5	< 5
Carbon Disulfide	µg/L	< 5.0	< 5.0	< 5.0	< 5.0	< 5.0	< 5.0	< 5.0	< 5.0	< 5.0	< 5.0	< 5.0	< 5.0	< 5.0	< 5.0	< 0.60	< 0.60	< 0.60	< 5.0	< 5.0	< 5.0	< 5.0	< 5.0	< 5.0	< 5	< 5
Methylene Chloride	µg/L	< 5.0	< 5.0	< 5.0	< 5.0	< 5.0	< 5.0	< 5.0	< 5.0	< 5.0	< 5.0	< 5.0	< 5.0	< 5.0	< 5.0	< 0.11	< 0.11	< 0.11	< 5.0	< 5.0	< 5.0	< 5.0	< 5.0	< 5.0	< 5	< 5
Ethylbenzene	µg/L	< 5.0	< 5.0	< 5.0	< 5.0	< 5.0	< 5.0	< 5.0	< 5.0	< 5.0	< 5.0	< 5.0	< 5.0	< 5.0	< 5.0	< 1.0	< 1.0	< 1.0	< 5.0	< 5.0	< 5.0	< 5.0	< 5.0	< 5.0	< 5	< 5
Toluene	µg/L	< 5.0	< 5.0	< 5.0	< 5.0	< 5.0	< 5.0	< 5.0	< 5.0	< 5.0	< 5.0	< 5.0	< 5.0	< 5.0	< 5.0	< 0.33	< 0.33	< 0.33	**0.35 J**	< 5.0	< 5.0	< 5.0	< 5.0	< 5.0	< 5	< 5
Trichloroethylene	µg/L	< 5.0	< 5.0	< 5.0	< 5.0	< 5.0	< 5.0	< 5.0	< 5.0	< 5.0	< 5.0	< 5.0	< 5.0	< 5.0	< 5.0	< 0.13	< 0.13	< 0.13	< 5.0	< 5.0	< 5.0	< 5.0	< 5.0	< 5.0	< 5	< 5
Xylenes, total	µg/L	< 5.0	< 5.0	< 5.0	< 5.0	< 5.0	< 5.0	< 5.0	< 5.0	< 5.0	< 5.0	< 5.0	< 5.0	< 5.0	< 5.0	< 0.20	< 0.20	< 0.20	< 5.0	< 5.0	< 5.0	< 5.0	< 5.0	< 5.0	< 5	< 5
Semivolatile Organic Compounds																										
Acenaphthene	µg/L	< 0.5	< 0.5	< 0.5	< 0.5	< 0.5	< 0.5	< 0.5	< 0.5	< 0.50	< 0.50	< 0.50	< 0.50	< 0.20	< 0.19	< 0.098	< 0.11	< 0.10	< 0.23	< 0.19	< 0.19	< 0.19	< 0.19	< 10	< 10	< 10
Acenaphthylene	µg/L	< 1.0	< 1.0	< 1.0	< 1.0	< 1.0	< 1.0	< 1.0	< 1.0	< 1.0	< 1.0	< 1.0	< 1.0	< 0.20	< 0.19	< 0.098	< 0.11	< 0.10	< 0.23	< 0.19	< 0.19	< 0.19	< 0.19	< 10	< 10	< 10
Anthracene	µg/L	< 0.05	< 0.05	< 0.05	< 0.05	< 0.05	< 0.05	< 0.05	< 0.05	< 0.05	< 0.05	< 0.05	< 0.05	< 0.20	< 0.19	< 0.098	< 0.11	< 0.10	< 0.23	< 0.19	< 0.19	< 0.19	< 0.19	< 10	< 10	< 10
Benz(a)anthracene	µg/L	< 0.05	< 0.05	< 0.05	< 0.05	< 0.05	< 0.05	< 0.05	< 0.05	< 0.05	< 0.05	< 0.05	< 0.05	< 0.20	< 0.19	< 0.098	< 0.11	< 0.10	< 0.23	< 0.19	< 0.19	< 0.19	< 0.19	< 0.05	< 0.05	< 0.05
Benzo(a)pyrene	µg/L	< 0.05	< 0.05	< 0.05	< 0.05	< 0.05	< 0.05	< 0.05	< 0.05	< 0.05	< 0.05	< 0.05	< 0.05	< 0.20	< 0.19	< 0.098	< 0.11	< 0.10	< 0.23	< 0.19	< 0.19	< 0.19	< 0.19	< 0.05	< 0.05	< 0.05
Benzo(b)fluoranthene	µg/L	< 0.1	< 0.1	< 0.1	< 0.1	< 0.1	< 0.1	< 0.1	< 0.1	< 0.1	< 0.10	< 0.10	< 0.10	< 0.20	< 0.19	< 0.098	< 0.11	< 0.10	< 0.23	< 0.19	< 0.19	< 0.19	< 0.19	< 0.10	< 0.1	< 0.1
Benzo(g,h,i)perylene	µg/L	< 0.1	< 0.1	< 0.1	**0.16**	< 0.1	< 0.1	< 0.1	< 0.1	< 0.1	< 0.10	< 0.10	< 0.10	< 0.20	< 0.19	< 0.098	< 0.11	< 0.10	< 0.23	< 0.19	< 0.19	< 0.19	< 0.19	< 10	< 10	< 10
Benzo(k)fluoranthene	µg/L	< 0.05	< 0.05	< 0.05	< 0.05	< 0.05	< 0.05	< 0.05	< 0.05	< 0.05	< 0.05	< 0.05	< 0.05	< 0.20	< 0.19	< 0.098	< 0.11	< 0.10	< 0.23	< 0.19	< 0.19	< 0.19	< 0.19	< 10	< 10	< 10
Chrysene	µg/L	< 0.05	< 0.05	< 0.05	< 0.05	< 0.05	< 0.05	< 0.05	< 0.05	< 0.05	< 0.05	< 0.05	< 0.05	< 0.20	< 0.19	< 0.044	< 0.050	< 0.045	< 0.23	< 0.19	< 0.19	< 0.19	< 0.19	< 0.05	< 0.05	< 0.05
Dibenzo(a,h)anthracene	µg/L	< 0.1	< 0.1	< 0.1	**0.12**	< 0.1	< 0.1	< 0.1	< 0.1	< 0.1	< 0.10	< 0.10	< 0.10	< 0.20	< 0.19	< 0.098	< 0.11	< 0.10	< 0.23	< 0.19	< 0.19	< 0.19	< 0.19	< 0.10	< 0.1	< 0.1
Fluoranthene	µg/L	< 0.1	< 0.1	< 0.1	< 0.1	< 0.1	< 0.1	< 0.1	< 0.1	< 0.1	< 0.10	< 0.10	< 0.10	< 0.20	< 0.19	< 0.098	< 0.11	< 0.10	< 0.23	< 0.19	< 0.19	< 0.19	< 0.19	< 10	< 10	< 10
Fluorene	µg/L	< 0.1	< 0.1	< 0.1	< 0.1	< 0.1	< 0.1	< 0.1	< 0.1	< 0.10	< 0.10	< 0.10	< 0.10	< 0.20	< 0.19	< 0.098	< 0.11	< 0.10	< 0.23	< 0.19	< 0.19	< 0.19	< 0.19	< 10	< 10	< 10
Indeno(1,2,3-cd)pyrene	µg/L	< 0.05	< 0.05	< 0.05	**0.13**	< 0.05	< 0.05	< 0.05	< 0.05	< 0.05	< 0.05	< 0.05	< 0.05	< 0.20	< 0.19	< 0.098	< 0.11	< 0.10	< 0.23	< 0.19	< 0.19	< 0.19	< 0.19	< 0.05	< 0.05	< 0.05
Naphthalene	µg/L	< 0.5	< 0.5	< 0.5	< 0.5	< 0.5	< 0.5	< 0.5	< 0.5	< 0.5	< 0.50	< 0.50	< 0.50	< 0.20	**2.3**	**0.89**	**0.52**	11 J	< 0.23	< 0.19	< 0.19	< 0.19	**0.055**	< 10	< 10	< 10
Phenanthrene	µg/L	< 0.05	< 0.05	< 0.05	< 0.05	< 0.05	< 0.05	< 0.05	< 0.05	< 0.05	< 0.05	< 0.05	< 0.05	< 0.20	< 0.19	< 0.098	< 0.11	< 0.10	--	< 0.19	< 0.19	< 0.19	< 0.19	< 10	< 10	< 10
Pyrene	µg/L	< 0.05	< 0.05	< 0.05	< 0.05	< 0.05	< 0.05	< 0.05	< 0.05	< 0.05	< 0.05	< 0.05	< 0.05	< 0.20	< 0.19	< 0.098	< 0.11	< 0.10	< 0.23	< 0.19	< 0.19	< 0.19	< 0.19	< 10	< 10	< 10
Inorganic Compounds																										
Antimony	mg/L	< 0.006	< 0.006	< 0.006	< 0.006	< 0.006	< 0.006	< 0.006	< 0.02	< 0.02	< 0.02	< 0.02	< 0.02	< 0.02	< 0.02	< 0.0053	< 0.0053	< 0.0053	< 0.020	< 0.020	< 0.020	< 0.020	< 0.02	< 0.02	< 0.02	< 0.02
Arsenic	mg/L	< 0.05	< 0.05	< 0.05	< 0.05	< 0.05	< 0.05	< 0.05	< 0.05	< 0.05	< 0.05	< 0.05	< 0.05	< 0.02	< 0.02	< 0.0046	< 0.0046	< 0.0046	< 0.020	< 0.020	< 0.020	< 0.010	< 0.01	< 0.05	< 0.05	< 0.05
Barium	mg/L	**0.217**	**0.203**	**0.118**	**0.169**	**0.205**	**0.199**	**0.147**	**0.213**	**0.141**	**0.197**	**0.151**	**0.145**	**0.18**	**0.14**	**0.12**	**0.14**	**0.10**	**0.23**	**0.12**	**0.14**	**0.14**	**0.38**	**0.202**	**0.203**	**0.212**
Beryllium	mg/L	< 0.004	< 0.004	< 0.004	< 0.004	< 0.004	< 0.004	< 0.004	< 0.01	< 0.01	< 0.01	< 0.01	< 0.01	< 0.0040	< 0.0040	< 0.00020	< 0.00020	< 0.00020	< 0.0040	< 0.0040	< 0.0040	< 0.0040	< 0.004	< 0.01	< 0.01	< 0.01
Cadmium	mg/L	< 0.005	< 0.005	< 0.005	< 0.005	< 0.005	< 0.005	< 0.005	< 0.005	< 0.005	< 0.005	< 0.005	< 0.005	< 0.0050	< 0.0050	< 0.0020	< 0.0020	< 0.0020	< 0.0050	< 0.0050	< 0.0050	< 0.0050	**0.00055 J**	< 0.005	< 0.005	< 0.005
Chromium	mg/L	< 0.01	< 0.01	< 0.01	< 0.01	< 0.01	< 0.01	< 0.01	< 0.01	< 0.01	< 0.01	< 0.01	< 0.01	< 0.010	< 0.010	< 0.0012	< 0.0012	**0.0027 J**	**0.0027 J**	< 0.010	< 0.010	**0.0013 J**	< 0.01	< 0.01	< 0.01	< 0.01
Copper	mg/L	< 0.01	< 0.01	< 0.01	< 0.01	< 0.01	< 0.01	< 0.01	< 0.01	< 0.01	< 0.01	< 0.01	< 0.01	< 0.02	< 0.02	< 0.0019	< 0.0019	**0.0038 J**	**0.0023 J**	< 0.020	< 0.020	**0.0056 J**	< 0.02	< 0.01	< 0.01	< 0.01
Cyanide	mg/L	< 0.01	< 0.01	< 0.01	< 0.01	< 0.01	< 0.01	< 0.01	< 0.01	< 0.01	< 0.01	< 0.01	< 0.01	< 0.010	< 0.010	< 0.0050	**0.014**	< 0.0050	< 0.010	< 0.010	< 0.010	< 0.010	< 0.01	< 0.01	< 0.002	< 0.002
Lead	mg/L	< 0.01	< 0.01	< 0.01	< 0.01	< 0.01	< 0.01	< 0.01	< 0.01	< 0.01	< 0.01	< 0.01	< 0.01	< 0.010	< 0.010	< 0.0040	< 0.0040	< 0.0040	**0.0047 J**	< 0.010	< 0.010	**0.0028 J**	< 0.005	< 0.01	< 0.01	< 0.01
Mercury	mg/L	< 0.0002	< 0.0002	< 0.0002	< 0.0002	< 0.0002	< 0.0002	< 0.0002	< 0.0002	< 0.00020	< 0.00020	< 0.00020	< 0.00020	< 0.00020	< 0.00020	< 0.000091	--	< 0.000091	< 0.00020	< 0.00020	< 0.00020	< 0.00020	< 0.00020	< 0.00020	< 0.0002	< 0.0002
Nickel	mg/L	< 0.02	< 0.02	< 0.02	< 0.02	< 0.02	< 0.02	< 0.02	< 0.02	< 0.02	< 0.02	< 0.02	< 0.02	< 0.04	< 0.04	< 0.0023	< 0.0023	< 0.0023	< 0.040	< 0.040	< 0.040	< 0.040	< 0.04	< 0.02	< 0.02	< 0.02
Selenium	mg/L	< 0.02	< 0.02	< 0.02	< 0.02	< 0.02	< 0.02	< 0.02	< 0.02	< 0.02	< 0.02	< 0.02	< 0.02	< 0.020	< 0.020	< 0.0064	< 0.0064	< 0.0064	< 0.020	< 0.020	< 0.020	< 0.010	< 0.01	< 0.02	< 0.02	< 0.02
Thallium	mg/L	< 0.002	< 0.002	< 0.002	< 0.002	< 0.002	< 0.002	< 0.002	< 0.02	< 0.02	< 0.02	< 0.02	< 0.02	< 0.0010	< 0.0010	< 0.00025	< 0.00025	< 0.00025	< 0.0010	< 0.0010	< 0.0010	< 0.0010	< 0.001	< 1.00	< 1.00	< 1
Vanadium (fume or dust)	mg/L	< 0.01	< 0.01	< 0.01	< 0.01	< 0.01	< 0.01	< 0.01	< 0.01	< 0.01	< 0.01	< 0.01	< 0.01	< 0.010	< 0.010	**0.0053 J**	**0.0048 J**	**0.0060 J**	**0.0030 J**	< 0.010	< 0.010	**0.0022 J**	< 0.01	< 0.01	< 0.01	< 0.01
Zinc	mg/L	< 0.02	< 0.02	**0.0283**	**0.0244**	< 0.02	**0.0444**	< 0.02	< 0.02	**0.0564**	< 0.02	**0.0501**	< 0.02	< 0.020	< 0.020	< 0.0087	< 0.0087	**0.036**	**0.035**	**0.027**	< 0.020	**0.034**	< 0.02	< 0.02	< 0.02	**0.0672**

Notes:
ISCO - *in-situ* chemical oxidation
** - Resampled in August 2007 for VOCs only

Data Qualifier Defintions:
-- - Not analyzed
B (Inorganics) - Estimated analyte concentration
D - Analyte concentration reported from secondary dilution
DB - Analyte concentration reported from secondary dilution; analyte detected in method blank
H - Holding time exceeded for sample
J - Estimated analyte concentration
JB (Organic) - Estimated analyte concentration; analyte detected in method blank
JM (Organic) - Estimated analyte concentration; spike sample recovery outside control limits
M (Organic) - Spike sample recovery outside control limits
N - Spike sample recovery outside of control limits
R - Sample data results rejected due to deficiencies in the ability to meet quality control standards
< - Analyte not detected at referenced detection limit
U - Analyte not detected at referenced detection limit
UJ - Analyte not detected; low method bias and/or matrix interference
UN - Analyte not detected; spiked sample recovery outside of control limits
UR - Analyte not detected; data rejected
UWN - Analyte not detected; post digestion spike and spike sample recovery outside control limits
Bold - Exceeds the laboratory detection limit

Appendix E-2
Summary of Historical Groundwater Sampling Data - Transition Zone and Bedrock Monitoring Wells
January 2001 through January 2019
Atlanta Gas Light Company
Former Manufactured Gas Plant Site
Augusta, Georgia

Chemical Name	Location ID	MW-313	MW-313	MW-313	MW-313	MW-313	MW-313	MW-313	MW-313	MW-313	MW-313	MW-313	MW-313
	Sample Date	7/12/2006	1/12/2006	7/19/2005	1/19/2005	7/14/2004	1/21/2004	7/16/2003	1/20/2003	7/15/2002	1/17/2002	7/16/2001	1/19/2001
	Unit	Pre-Extraction											
Volatile Organic Compounds													
Acetone	µg/L	50 U	10 U	25 U	25 U	25 U	25 U	25 U	25 U	25 U	25 U	25 U	25 U
Benzene	µg/L	5 U	1.0 U	1.0 U	1.0 U	1.0 U	1.0 U	1.0 U	1.0 U	1.0 U	1.0 U	1.0 U	1.0 U
Carbon Disulfide	µg/L	5 U	1.0 U	1.0 U	1.0 U	1.0 U	1.0 U	1.0 U	1.0 U	1.0 U	1.0 U	1.0 U	1.0 U
Methylene Chloride	µg/L	5 U	1.0 U	5.0 U	5.0 U	5.0 U	5.0 U	5.0 U	5.0 U	5.0 U	5.0 U	5.0 U	5.0 U
Ethylbenzene	µg/L	5 U	1.0 U	1.0 U	1.0 U	1.0 U	1.0 U	1.0 U	1.0 U	1.0 U	1.0 U	1.0 U	1.0 U
Toluene	µg/L	5 U	1.0 U	1.0 U	1.0 U	1.0 U	1.0 U	1.0 U	**0.68 J**	1.0 U	1.0 U	1.0 U	1.0 U
Trichloroethylene	µg/L	5 U	1.0 U	1.0 U	1.0 U	1.0 U	1.0 U	1.0 U	1.0 U	1.0 U	1.0 U	1.0 U	1.0 U
Xylenes, total	µg/L	5 U	2.0 U	2.0 U	2.0 U	2.0 U	2.0 U	2.0 U	2.0 U	2.0 U	2.0 U	2.0 U	2.0 U
Semivolatile Organic Compounds													
2-Methylnaphthalene	µg/L	--	0.2 U	0.2 U	0.2 U	0.2 U	0.2 U	10 U	10 U	10 U	10 U	10 U	10 U
Acenaphthene	µg/L	10 U	0.2 U	0.2 U	0.2 U	0.2 U	0.2 U	10 U	10 U	10 U	10 U	10 U	10 U
Acenaphthylene	µg/L	10 U	0.2 U	0.2 U	0.2 U	0.2 U	0.2 U	10 U	10 U	10 U	10 U	10 U	10 U
Anthracene	µg/L	10 U	0.2 U	0.2 U	0.2 U	0.2 U	0.2 U	10 U	10 U	10 U	10 U	10 U	10 U
Benz(a)anthracene	µg/L	0.05 U	0.2 U	0.2 U	0.2 U	0.2 U	0.2 U	10 U	10 U	10 U	10 U	10 U	10 U
Benzo(a)pyrene	µg/L	0.05 U	0.2 U	0.2 U	0.2 U	0.2 U	0.2 U	10 U	10 U	10 U	10 U	10 U	10 U
Benzo(b)fluoranthene	µg/L	0.1 U	0.2 U	0.2 U	0.2 U	0.2 U	0.2 U	10 U	10 U	10 U	10 U	10 U	10 U
Benzo(g,h,i)perylene	µg/L	10 U	0.2 U	0.2 U	0.2 U	0.2 U	0.2 U	10 U	10 U	10 U	10 U	10 U	10 U
Benzo(k)fluoranthene	µg/L	10 U	0.2 U	0.2 U	0.2 U	0.2 U	0.2 U	10 U	10 U	10 U	10 U	10 U	10 U
Chrysene	µg/L	0.05 U	0.2 U	0.2 U	0.2 U	0.2 U	0.2 U	10 U	10 U	10 U	10 U	10 U	10 U
Dibenzo(a,h)anthracene	µg/L	0.1 U	0.2 U	0.2 U	0.2 U	0.2 U	0.2 U	10 U	10 U	10 U	10 U	10 U	10 U
Dibenzofuran	µg/L	--	1.0 U	0.2 U	0.2 U	0.2 U	0.2 U	10 U	10 U	10 U	10 U	10 U	10 U
Fluoranthene	µg/L	10 U	0.2 U	0.2 U	0.2 U	0.2 U	0.2 U	10 U	10 U	10 U	10 U	10 U	10 U
Fluorene	µg/L	10 U	0.2 U	0.2 U	0.2 U	0.2 U	0.2 U	10 U	10 U	10 U	10 U	10 U	10 U
Indeno(1,2,3-cd)pyrene	µg/L	0.05 U	0.2 U	0.2 U	0.2 U	0.2 U	0.2 U	10 U	10 U	10 U	10 U	10 U	10 U
Naphthalene	µg/L	10 U	0.2 U	0.2 U	0.2 U	0.2 U	0.2 U	10 U	10 U	10 U	10 U	10 U	10 U
Phenanthrene	µg/L	10 U	0.2 U	0.2 U	0.2 U	0.2 U	0.2 U	10 U	10 U	10 U	10 U	10 U	10 U
Pyrene	µg/L	10 U	0.2 U	0.2 U	0.2 U	0.2 U	0.2 U	10 UJ	10 U	10 U	10 U	10 U	10 U
Inorganic Compounds													
Aluminum (fume or dust)	mg/L	--	**0.571**	0.2 U	0.2 U	0.2 U	0.2 U	0.2 U	**0.033 B**	**0.045 B**	**0.032 B**	**0.042 B**	**0.043 B**
Antimony	mg/L	0.02 U	0.01 U	0.006 U	0.02 U	0.006 U	0.02 U	0.02 U	0.02 U	**0.0054 B**	0.02 U	0.02 U	0.02 U
Arsenic	mg/L	0.05 U	0.01 U	0.01 U	0.01 U	0.01 U	0.01 U	0.01 U	0.01 U	0.01 U	0.01 U	0.01 U	0.01 U
Barium	mg/L	**0.23**	**0.218**	**0.162**	**0.22**	**0.23**	**0.21**	**0.19**	**0.22**	**0.23**	**0.2**	**0.22**	**0.24**
Beryllium	mg/L	0.01 U	0.005 U	0.004 U	0.004 U	0.004 U	0.004 U	0.004 U	0.004 U	0.004 U	0.004 U	0.004 U	0.004 U
Cadmium	mg/L	0.005 U	0.002 U	0.005 U	0.005 U	0.005 U	0.005 U	0.005 UJ	0.005 U	0.005 U	0.005 U	0.005 U	0.005 U
Calcium metal	mg/L	--	**34.8**	**27**	**31**	**32**	**33**	**32**	**31**	**32**	**32**	**31**	**33**
Chromium	mg/L	0.01 U	0.005 UJ	0.01 U	0.01 U	0.01 U	0.01 U	0.01 UJ	0.01 U	0.01 U	0.01 U	0.01 U	0.01 U
Cobalt	mg/L	--	0.007 UJ	0.01 U	0.01 U	0.01 U	0.01 U	0.01 UJ	0.01 U	0.01 U	0.01 U	0.01 U	0.01 U
Copper	mg/L	**0.0245**	0.025 U	0.02 U	0.02 U	0.02 U	0.02 U	0.02 U	**0.0021 B**	0.02 U	0.02 U	0.02 U	0.02 U
Cyanide	mg/L	0.01 U	0.01 UJ	0.01 U	0.01 U	0.01 U	0.01 U	0.015 U	0.01 U	0.01 U	0.01 U	0.01 U	0.01 U
Iron	mg/L	--	**0.606**	**0.436**	**0.56**	**0.59**	**0.6**	**0.54**	**0.67**	**0.63 N**	**0.69**	**0.64**	**0.81 N**
Lead	mg/L	0.01 U	0.003 U	0.005 U	0.005 U	0.005 U	0.005 U	0.005 UJ	0.005 U	0.005 U	0.005 U	0.005 U	0.005 U
Magnesium	mg/L	--	**14.1**	**10.5**	**13**	**13**	**13**	**12**	**13**	**13**	**12**	**13**	**14**
Manganese	mg/L	--	**0.399**	**0.288**	**0.39**	**0.4**	**0.39**	**0.38**	**0.38**	**0.39**	**0.37**	**0.39**	**0.44**
Mercury	mg/L	0.0002 U	0.0002 UJ	0.0002 U	0.0002 U	0.0002 U	0.0002 U	0.0002 U	**0.000072 B**	0.0002 U	0.0002 U	0.0002 U	0.00020 U
Nickel	mg/L	0.02 U	0.04 U	0.04 U	0.04 U	0.04 U	0.04 U	0.04 UJ	0.04 U	0.04 U	0.04 U	0.04 U	0.04 U
Potassium	mg/L	--	5 U	**2.77**	**3.3**	**3.4**	**3.2**	**2.8**	**3**	**3.2**	**2.9**	**3.1**	**3.2**
Selenium	mg/L	0.02 U	0.005 U	0.01 U	0.01 U	0.01 U	0.01 U	0.01 U	0.01 U	**0.0068 B**	0.01 U	0.01 U	0.01 U
Sodium	mg/L	--	**14.2**	**12.7**	**13**	**14**	**13**	**14**	**14**	**13**	**13**	**13**	**14**
Thallium	mg/L	0.001 U	0.001 U	0.001 U	0.002 U	0.001 U	0.001 U	0.002 U	0.002 UWN	0.002 UWN	0.002 U	0.002 U	0.002 U
Vanadium (fume or dust)	mg/L	0.01 U	0.007 U	0.01 U	0.01 U	0.01 U	0.01 U	0.01 UJ	0.01 U	0.01 U	0.01 U	0.01 U	0.01 U
Zinc	mg/L	0.02 U	0.02 U	0.02 U	0.02 U	0.02 U	0.02 U	**0.03**	**0.022**	0.02 U	0.02 U	0.02 U	0.02 U

Notes:
ISCO - *in-situ* chemical oxidation
** - Resampled in August 2007 for VOCs only

Data Qualifier Defintions:
-- - Not analyzed
B (Inorganics) - Estimated analyte concentration
D - Analyte concentration reported from secondary dilution
DB - Analyte concentration reported from secondary dilution; analyte detected in method blank
H - Holding time exceeded for sample
J - Estimated analyte concentration
JB (Organic) - Estimated analyte concentration; analyte detected in method blank
JM (Organic) - Estimated analyte concentration; spike sample recovery outside control limits
M (Organic) - Spike sample recovery outside control limits
N - Spike sample recovery outside of control limits
R - Sample data results rejected due to deficiencies in the ability to meet quality control standards
< - Analyte not detected at referenced detection limit
U - Analyte not detected at referenced detection limit
UJ - Analyte not detected; low method bias and/or matrix interference
UN - Analyte not detected; spiked sample recovery outside of control limits
UR - Analyte not detected; data rejected
UWN - Analyte not detected; post digestion spike and spike sample recovery outside control limits
Bold - Exceeds the laboratory detection limit

Appendix E-2
Summary of Historical Groundwater Sampling Data - Transition Zone and Bedrock Monitoring Wells
January 2001 through January 2019
Atlanta Gas Light Company
Former Manufactured Gas Plant Site
Augusta, Georgia

Chemical Name	Location ID	MW-315	MW-315	MW-315	MW-315	MW-315	MW-315	MW-315	MW-315	MW-315	MW-315	MW-315	MW-315	MW-315	MW-315	MW-315	MW-315	MW-315	MW-315	MW-315	MW-315	MW-315	MW-315	MW-315	MW-315	MW-315	MW-315	MW-315	MW-315	MW-315	MW-315	MW-315	MW-315
	Sample Date	1/24/2019	7/20/2018	1/24/2018	7/26/2017	1/26/2017	7/28/2016	1/21/2016	7/30/2015	7/30/2015 DUP	1/13/2015	1/13/2015 DUP	7/14/2014	7/14/2014 DUP	1/9/2014	1/9/2014 DUP	7/11/2013	1/8/2013	1/8/2013 DUP	7/25/2012	7/25/2012 DUP	1/18/2012	1/18/2012 DUP	7/7/2011	1/19/2011	1/19/2011 DUP	7/15/2010	7/15/2010 DUP	1/6/2010	1/6/2010 DUP	7/29/2009	1/15/2009	7/17/2008	7/17/2008 DUP	1/10/2008	7/12/2007	7/12/2007 DUP	2/15/2007
	Unit	Post-Extraction																					During Extraction													
Volatile Organic Compounds																																			
Acetone	µg/L	< 50	< 50	< 50	< 50	< 50	< 50	< 50	< 50	< 50	< 50	< 50	< 50	< 50	< 50	< 50	< 50	< 50	< 100	< 100	< 100	< 100	< 5.0	< 5.0	< 5.0	< 5.0	< 5.0	< 100	< 100	< 100	< 100	< 100	< 100	< 100	< 50	< 50	< 50	< 50
Benzene	µg/L	< 5.0	< 5.0	< 5.0	< 5.0	< 5.0	< 5.0	< 5.0	< 5.0	< 5.0	< 5.0	< 5.0	< 5.0	< 5.0	< 5.0	< 5.0	< 5.0	< 5.0	< 5.0	< 5.0	< 5.0	< 5.0	< 0.25	< 0.25	< 0.25	**0.29 J**	**0.29 J**	< 5.0	< 5.0	< 5.0	< 5.0	< 5.0	< 5.0	< 5.0	< 5	< 5	< 5	< 5
Carbon Disulfide	µg/L	< 5.0	< 5.0	< 5.0	< 5.0	< 5.0	< 5.0	< 5.0	< 5.0	< 5.0	< 5.0	< 5.0	< 5.0	< 5.0	< 5.0	< 5.0	< 5.0	< 5.0	< 5.0	< 5.0	< 5.0	< 5.0	< 0.60	< 0.60	< 0.60	**1.9 J**	**1.9 J**	< 5.0	< 5.0	< 5.0	< 5.0	< 5.0	< 5.0	< 5.0	< 5	< 5	< 5	< 5
Ethylbenzene	µg/L	< 5.0	< 5.0	< 5.0	< 5.0	< 5.0	< 5.0	< 5.0	< 5.0	< 5.0	< 5.0	< 5.0	< 5.0	< 5.0	< 5.0	< 5.0	< 5.0	< 5.0	< 5.0	< 5.0	< 5.0	< 5.0	< 0.11	< 0.11	< 0.11	**1.6 J**	**1.6 J**	< 5.0	**0.15 J**	< 5.0	< 5.0	< 5.0	< 5.0	< 5.0	< 5	< 5	< 5	< 5
Methylene Chloride	µg/L	< 5.0	< 5.0	< 5.0	< 5.0	< 5.0	< 5.0	< 5.0	< 5.0	< 5.0	< 5.0	< 5.0	< 5.0	< 5.0	< 5.0	< 5.0	< 5.0	< 5.0	< 5.0	< 5.0	< 5.0	< 5.0	< 1.0	< 1.0	< 1.0	< 1.0	< 1.0	< 5.0	< 5.0	< 5.0	< 5.0	< 5.0	< 5.0	< 5.0	< 5	< 5	< 5	< 5
Toluene	µg/L	< 5.0	< 5.0	< 5.0	< 5.0	< 5.0	< 5.0	< 5.0	< 5.0	< 5.0	< 5.0	< 5.0	< 5.0	< 5.0	< 5.0	< 5.0	< 5.0	< 5.0	< 5.0	< 5.0	< 5.0	< 5.0	< 0.33	< 0.33	< 0.33	**0.90 J**	**0.95 J**	< 5.0	< 5.0	< 5.0	< 5.0	< 5.0	< 5.0	< 5.0	< 5	< 5	< 5	< 5
Trichloroethylene	µg/L	< 5.0	< 5.0	< 5.0	< 5.0	< 5.0	< 5.0	< 5.0	< 5.0	< 5.0	< 5.0	< 5.0	< 5.0	< 5.0	< 5.0	< 5.0	< 5.0	< 5.0	< 5.0	< 5.0	< 5.0	< 5.0	< 0.13	< 0.13	< 0.13	< 0.13	< 0.13	< 5.0	< 5.0	< 5.0	< 5.0	< 5.0	< 5.0	< 5.0	< 5	< 5	< 5	< 5
Xylenes, total	µg/L	< 5.0	< 5.0	< 5.0	< 5.0	< 5.0	< 5.0	< 5.0	< 5.0	< 5.0	< 5.0	< 5.0	< 5.0	< 5.0	< 5.0	< 5.0	< 5.0	< 5.0	< 5.0	< 5.0	< 5.0	< 5.0	< 0.20	< 0.20	< 0.20	< 0.20	< 0.20	< 5.0	**0.24 J**	< 5.0	< 5.0	< 5.0	< 5.0	< 5.0	< 5	< 5	< 5	< 5
Semivolatile Organic Compounds																																			
Acenaphthene	µg/L	**2.1**	**3.1**	**0.96**	**2.5**	**4.5**	**4.0**	**2.1**	**0.54**	**0.62**	**0.56**	**0.65**	**1.5**	**1.5**	**1.0**	**0.96**	**1.1**	< 1.9	**1.9**	**0.73**	**0.77**	**1.5**	**1.7**	< 0.11	**0.99**	**1.1**	**1.1**	**1.2**	**1.8**	**1.6**	**2.9 ***	**1.8**	**2**	**2**	< 10	< 10	< 10	< 10
Acenaphthylene	µg/L	< 1.0	< 1.0	< 1.0	< 1.0	< 1.0	< 1.0	< 1.0	< 1.0	< 1.0	< 1.0	< 1.0	< 1.0	< 1.0	< 1.0	< 1.0	< 1.0	< 1.9	**0.56**	**0.24**	< 0.21	< 0.11	**0.52**	< 0.11	< 0.097	< 0.098	< 0.20	< 0.20	< 0.19	< 0.19	**0.020 J**	< 0.19	< 0.19	< 10	< 10	< 10	< 10
Anthracene	µg/L	< 0.05	< 0.05	< 0.05	< 0.05	< 0.05	< 0.05	< 0.05	< 0.05	< 0.05	< 0.05	< 0.05	< 0.05	< 0.05	< 0.05	< 0.05	< 0.05	< 1.9	<0.20	< 0.21	< 0.21	< 0.11	< 0.11	< 0.11	< 0.097	< 0.098	< 0.20	< 0.20	< 0.19	< 0.19	**0.043 J**	**0.04 J**	**0.033 J**	< 10	< 10	< 10	< 10
Benz(a)anthracene	µg/L	< 0.05	< 0.05	< 0.05	< 0.05	< 0.05	< 0.05	< 0.05	< 0.05	< 0.05	< 0.05	< 0.05	< 0.05	< 0.05	**0.16**	< 0.05	**0.22**	**6.0**	<0.20	< 0.21	< 0.21	**0.51**	< 0.11	< 0.11	**0.33**	< 0.098	**0.20**	< 0.20	< 0.19	< 0.19	< 0.19	< 0.19	< 0.19	< 0.050	< 0.05	< 0.05	< 0.05
Benzo(a)pyrene	µg/L	< 0.05	< 0.05	< 0.05	< 0.05	< 0.05	**0.055**	**0.07**	< 0.05	< 0.05	< 0.05	< 0.05	< 0.05	< 0.05	**0.18**	< 0.05	**0.53**	**15**	<0.20	< 0.21	< 0.21	**0.76**	< 0.11	< 0.11	**0.77**	< 0.098	**0.35**	< 0.20	< 0.19	< 0.19	< 0.19	< 0.19	< 0.19	< 0.050	< 0.05	< 0.05	< 0.05
Benzo(b)fluoranthene	µg/L	< 0.1	< 0.1	< 0.1	< 0.1	**0.11**	**0.11**	**0.17**	< 0.1	**0.1**	< 0.10	< 0.10	< 0.10	< 0.10	**0.14**	< 0.10	**0.97**	**25**	<0.20	**0.29**	**0.25**	**1.9**	< 0.11	< 0.11	**1.1**	< 0.098	**0.54**	< 0.20	< 0.19	< 0.19	< 0.19	< 0.19	< 0.19	< 0.10	< 0.1	< 0.1	< 0.1
Benzo(g,h,i)perylene	µg/L	< 0.1	< 0.1	< 0.1	< 0.1	< 0.1	< 0.1	**0.13**	< 0.1	< 0.1	< 0.10	< 0.10	< 0.10	< 0.10	**0.15**	< 0.10	**0.66**	**16**	<0.20	< 0.21	< 0.21	**1.2**	< 0.11	< 0.11	**0.88**	< 0.098	**0.37**	< 0.20	< 0.19	< 0.19	< 0.19	< 0.19	< 0.19	< 10	< 10	< 10	< 10
Benzo(k)fluoranthene	µg/L	< 0.05	< 0.05	< 0.05	< 0.05	**0.057**	**0.054**	**0.084**	**0.055**	< 0.05	< 0.05	< 0.05	< 0.05	< 0.05	**0.15**	< 0.05	**0.35**	**8.7**	<0.20	< 0.21	< 0.21	**1.7**	< 0.11	< 0.11	**0.91**	< 0.098	**0.44**	< 0.20	< 0.19	< 0.19	< 0.19	< 0.19	< 0.19	< 10	< 10	< 10	< 10
Chrysene	µg/L	< 0.05	< 0.05	< 0.05	< 0.05	**0.063**	**0.055**	**0.093**	< 0.05	< 0.05	< 0.05	< 0.05	< 0.05	< 0.05	**0.15**	< 0.05	**0.47**	**15**	<0.20	< 0.21	< 0.21	**0.84**	< 0.048	**0.066 J**	**0.69**	< 0.044	**0.39**	< 0.20	< 0.19	< 0.19	< 0.19	< 0.19	< 0.19	< 0.050	< 0.05	< 0.05	< 0.05
Dibenz(a,h)anthracene	µg/L	< 0.1	< 0.1	< 0.1	< 0.1	< 0.1	< 0.1	< 0.1	< 0.1	< 0.1	< 0.10	< 0.10	< 0.10	< 0.10	**0.16**	< 0.10	< 0.10	**3.8**	<0.20	< 0.21	< 0.21	< 0.11	< 0.11	< 0.11	< 0.097	< 0.098	**0.11 J**	< 0.20	< 0.19	< 0.19	< 0.19	< 0.19	< 0.19	< 0.10	< 0.1	< 0.1	< 0.1
Fluoranthene	µg/L	< 0.1	< 0.1	< 0.1	< 0.1	< 0.1	< 0.1	< 0.1	< 0.1	< 0.1	<0.10	< 0.10	< 0.10	< 0.10	<0.10	< 0.10	**0.54**	**14**	<0.20	< 0.21	< 0.21	**0.82**	< 0.11	< 0.11	**0.78**	< 0.098	**0.40**	< 0.20	< 0.19	< 0.19	< 0.19	< 0.19	< 0.19	< 10	< 10	< 10	< 10
Fluorene	µg/L	< 0.1	< 0.1	< 0.1	< 0.1	< 0.1	< 0.1	< 0.1	< 0.1	< 0.1	< 0.10	< 0.10	< 0.10	< 0.10	< 0.10	< 0.10	< 0.10	< 1.9	<0.20	< 0.21	< 0.21	< 0.11	< 0.11	< 0.11	< 0.097	< 0.098	< 0.20	< 0.20	< 0.19	< 0.19	< 0.19	< 0.19	< 0.19	< 10	< 10	< 10	< 10
Indeno(1,2,3-cd)pyrene	µg/L	< 0.05	< 0.05	< 0.05	< 0.05	< 0.05	**0.055**	**0.085**	< 0.05	< 0.05	< 0.05	< 0.05	< 0.05	< 0.05	**0.16**	< 0.05	**0.51**	**15**	<0.20	< 0.21	< 0.21	**1.0**	< 0.11	< 0.11	**0.57**	< 0.098	**0.39**	< 0.20	< 0.19	< 0.19	< 0.19	< 0.19	< 0.19	< 0.050	< 0.05	< 0.05	< 0.05
Naphthalene	µg/L	< 0.5	< 0.5	< 0.5	< 0.5	< 0.5	< 0.5	< 0.5	**1.2**	**2**	< 0.50	< 0.50	< 0.50	< 0.50	**0.61**	< 0.50	**2.9**	11 J	<0.20	< 0.21	< 0.21	**0.41**	**2.5**	**0.62**	**0.98**	**0.87**	< 0.20	< 0.20	< 0.19	< 0.19	< 0.19	< 0.19	< 0.19	< 10	< 10	< 10	< 10
Phenanthrene	µg/L	< 0.05	< 0.05	< 0.05	< 0.05	< 0.05	< 0.05	< 0.05	< 0.05	< 0.05	< 0.05	< 0.05	< 0.05	< 0.05	<0.050	< 0.05	**0.094**	< 1.9	<0.20	< 0.21	< 0.21	< 0.11	< 0.11	< 0.11	**0.11 J**	< 0.098	< 0.20	< 0.20	< 0.19	< 0.19	< 0.19	< 0.19	< 0.19	< 10	< 10	< 10	< 10
Pyrene	µg/L	**0.067**	**0.07**	**0.059**	**0.077**	**0.12**	**0.1**	**0.13**	**0.08**	**0.081**	< 0.05	< 0.05	< 0.05	**0.051**	**0.091**	< 0.05	**0.41**	**9.0**	<0.20	< 0.21	< 0.21	**0.69**	< 0.11	< 0.11	**0.66**	< 0.098	**0.39**	< 0.20	< 0.19	< 0.19	< 0.19	**0.024 J**	**0.028 J**	**0.027 J**	< 10	< 10	< 10	< 10
Inorganic Compounds																																			
Antimony	mg/L	< 0.006	< 0.006	< 0.006	< 0.006	< 0.006	< 0.006	< 0.006	< 0.02	< 0.02	< 0.02	< 0.02	< 0.02	< 0.02	< 0.02	< 0.02	< 0.02	< 0.02	< 0.02	< 0.02	< 0.02	< 0.02	< 0.0053	< 0.0053	< 0.0053	< 0.0053	< 0.0053	< 0.020	< 0.020	< 0.020	< 0.020	< 0.020	< 0.020	< 0.020	< 0.0200	< 0.02	< 0.02	< 0.02
Arsenic	mg/L	< 0.05	< 0.05	< 0.05	< 0.05	< 0.05	< 0.05	< 0.05	< 0.05	< 0.05	< 0.05	< 0.05	< 0.05	< 0.05	< 0.05	< 0.05	< 0.05	< 0.02	< 0.02	< 0.02	< 0.02	< 0.02	< 0.0046	< 0.0046	< 0.0046	< 0.0046	< 0.0046	< 0.020	< 0.020	< 0.020	< 0.020	< 0.020	< 0.010	< 0.010	< 0.0500	< 0.05	< 0.05	< 0.05
Barium	mg/L	**0.396**	**0.395**	**0.465**	**0.429**	**0.422**	**0.438**	**0.447**	**0.445**	**0.437**	**0.455**	**0.459**	**0.399**	**0.413**	**0.473**	**0.48**	**0.487**	**0.49**	**0.48**	**0.52**	**0.53**	**0.53**	**0.54**	**0.020**	**0.52**	**0.54**	**0.53**	**0.54**	**0.48**	**0.51**	**0.5**	**0.57**	**0.5**	**0.51**	**0.507**	**0.481**	**0.479**	**0.463**
Beryllium	mg/L	< 0.004	< 0.004	< 0.004	< 0.004	< 0.004	< 0.004	< 0.004	< 0.01	< 0.01	< 0.01	< 0.01	< 0.01	< 0.01	< 0.01	< 0.01	< 0.01	< 0.0040	< 0.0040	< 0.0040	< 0.0040	< 0.00020	< 0.00020	< 0.00020	**0.00036 J**	**0.00037 J**	< 0.0040	< 0.0040	< 0.0040	< 0.0040	< 0.0040	< 0.0040	< 0.0040	< 0.0100	< 0.010	< 0.010	< 0.010
Cadmium	mg/L	< 0.005	< 0.005	< 0.005	< 0.005	< 0.005	< 0.005	< 0.005	< 0.005	< 0.005	< 0.005	< 0.005	< 0.005	< 0.005	< 0.005	< 0.005	< 0.005	< 0.0050	< 0.0050	< 0.0050	< 0.0050	< 0.0020	< 0.0020	< 0.0020	< 0.0020	< 0.0020	< 0.0050	< 0.0050	< 0.0050	< 0.0050	< 0.0050	< 0.0050	< 0.0050	< 0.0050	< 0.005	< 0.005	< 0.005
Chromium	mg/L	< 0.01	< 0.01	< 0.01	< 0.01	< 0.01	< 0.01	< 0.01	< 0.01	< 0.01	< 0.01	< 0.01	< 0.01	< 0.01	< 0.01	< 0.01	< 0.01	< 0.010	< 0.010	< 0.010	< 0.010	< 0.0012	< 0.0012	< 0.0012	< 0.0012	< 0.0012	**0.0012 J**	< 0.010	< 0.010	< 0.010	< 0.010	< 0.010	< 0.010	< 0.0100	< 0.010	< 0.010	< 0.010
Copper	mg/L	< 0.01	< 0.01	< 0.01	< 0.01	< 0.01	< 0.01	< 0.01	< 0.01	< 0.01	< 0.01	< 0.01	< 0.01	< 0.01	< 0.01	< 0.01	< 0.01	< 0.02	< 0.02	< 0.02	< 0.02	< 0.0019	< 0.0019	< 0.0019	**0.0032 JB**	**0.0026 JB**	< 0.020	< 0.020	< 0.020	< 0.020	< 0.020	< 0.020	< 0.020	< 0.0100	< 0.010	< 0.010	< 0.010
Cyanide	mg/L	< 0.01	< 0.01	< 0.01	< 0.01	< 0.01	< 0.01	< 0.01	< 0.01	< 0.01	< 0.01	< 0.01	< 0.01	< 0.01	< 0.01	< 0.01	< 0.01	< 0.010	< 0.010	< 0.010	< 0.010	< 0.0050	< 0.0050	< 0.0050	< 0.0050	< 0.0050	< 0.010	< 0.010	< 0.010	< 0.010	< 0.010	< 0.010	< 0.010	< 0.0100	< 0.010	< 0.010	< 0.010
Lead	mg/L	< 0.01	< 0.01	< 0.01	< 0.01	< 0.01	< 0.01	< 0.01	< 0.01	< 0.01	< 0.01	< 0.01	< 0.01	< 0.01	< 0.01	< 0.01	< 0.01	< 0.010	< 0.010	< 0.010	< 0.010	< 0.0040	< 0.0040	< 0.0040	< 0.0040	< 0.0040	< 0.010	< 0.010	< 0.010	< 0.010	< 0.010	< 0.010	< 0.010	< 0.0100	< 0.010	< 0.010	< 0.010
Mercury	mg/L	< 0.0002	< 0.0002	< 0.0002	< 0.0002	< 0.0002	< 0.0002	< 0.0002	< 0.0002	< 0.0002	< 0.00020	< 0.00020	< 0.00020	< 0.00020	< 0.00020	< 0.00020	< 0.00020	< 0.00020	< 0.00020	< 0.00020	< 0.00020	< 0.00020	< 0.000091	< 0.000091	< 0.000091	< 0.000091	< 0.000091	< 0.00020	< 0.00020	< 0.00020	< 0.00020	**0.000094 J**	< 0.00020	< 0.00020	< 0.0002	< 0.0002	< 0.0002
Nickel	mg/L	< 0.02	< 0.02	< 0.02	< 0.02	< 0.02	< 0.02	< 0.02	< 0.02	< 0.02	< 0.02	< 0.02	< 0.02	< 0.02	< 0.02	< 0.02	< 0.02	< 0.04	< 0.04	< 0.04	< 0.04	< 0.0023	< 0.0023	< 0.0023	< 0.0023	< 0.0023	< 0.040	< 0.040	< 0.040	< 0.040	< 0.040	< 0.040	< 0.040	< 0.0200	< 0.02	< 0.02	< 0.02
Selenium	mg/L	< 0.02	< 0.02	< 0.02	< 0.02	< 0.02	< 0.02	< 0.02	< 0.02	< 0.02	< 0.02	< 0.02	< 0.02	< 0.02	< 0.02	< 0.02	< 0.02	< 0.020	< 0.020	< 0.020	< 0.020	< 0.0064	< 0.0064	< 0.0064	< 0.0064	< 0.0064	< 0.020	< 0.020	< 0.020	< 0.020	< 0.020	< 0.010	< 0.010	< 0.0100	< 0.02	< 0.02	< 0.02
Thallium	mg/L	< 0.002	< 0.002	< 0.002	< 0.002	< 0.002	< 0.002	< 0.002	< 0.002	< 0.002	< 0.002	< 0.002	< 0.002	< 0.002	< 0.002	< 0.002	< 0.002	< 0.0010	< 0.0010	< 0.0010	< 0.0010	< 0.00025	< 0.00025	< 0.00025	< 0.00025	< 0.00025	< 0.0010	< 0.0010	< 0.0010	< 0.0010	< 0.0010	< 0.0010	< 0.0010	< 0.0010	< 1.00	< 1.00	< 1.00	< 1
Vanadium (fume or dust)	mg/L	< 0.01	< 0.01	< 0.01	< 0.01	< 0.01	< 0.01	< 0.01	< 0.01	< 0.01	< 0.01	< 0.01	< 0.01	< 0.01	< 0.01	< 0.01	< 0.01	< 0.010	< 0.010	< 0.010	< 0.010	< 0.0024	< 0.0024	< 0.0024	< 0.0024	< 0.0024	< 0.010	< 0.010	< 0.010	< 0.010	< 0.010	< 0.010	< 0.010	< 0.0100	< 0.010	< 0.010	< 0.010
Zinc	mg/L	< 0.02	< 0.02	< 0.02	< 0.02	< 0.02	< 0.02	< 0.02	**0.0259**	< 0.02	< 0.02	< 0.02	< 0.02	< 0.02	< 0.02	< 0.02	< 0.02	< 0.02	<0.020	**0.024**	< 0.020	< 0.0087	< 0.0087	**0.057**	< 0.0087	**0.0091 J**	< 0.020	< 0.020	< 0.020	< 0.020	< 0.020	< 0.020	< 0.020	< 0.0200	< 0.02	< 0.02	< 0.02

Notes:
ISCO - *in-situ* chemical oxidation
** - Resampled in August 2007 for VOCs only

Data Qualifier Defintions:
--- - Not analyzed
B (Inorganics) - Estimated analyte concentration
D - Analyte concentration reported from secondary dilution
DB - Analyte concentration reported from secondary dilution; analyte detected in method blank
H - Holding time exceeded for sample
J - Estimated analyte concentration
JB (Organic) - Estimated analyte concentration; analyte detected in method blank
JM (Organic) - Estimated analyte concentration; spike sample recovery outside control limits
M (Organic) - Spike sample recovery outside control limits
N - Spike sample recovery outside of control limits
R - Sample data results rejected due to deficiencies in the ability to meet quality control standards
< - Analyte not detected at referenced detection limit
U - Analyte not detected at referenced detection limit
UJ - Analyte not detected; low method bias and/or matrix interference
UN - Analyte not detected; spiked sample recovery outside of control limits
UR - Analyte not detected; data rejected
UWN - Analyte not detected; post digestion spike and spike sample recovery outside control limits
Bold - Exceeds the laboratory detection limit

Appendix E-2
Summary of Historical Groundwater Sampling Data - Transition Zone and Bedrock Monitoring Wells
January 2001 through January 2019
Atlanta Gas Light Company
Former Manufactured Gas Plant Site
Augusta, Georgia

Chemical Name	Location ID	MW-315	MW-315	MW-315	MW-315	MW-315	MW-315	MW-315	MW-315	MW-315	MW-315	MW-315	MW-315	MW-315
	Sample Date	7/13/2006	7/13/2006 DUP	1/13/2006	7/20/2005	1/18/2005	7/15/2004	1/22/2004	7/18/2003	1/21/2003	7/12/2002	1/21/2002	7/16/2001	1/24/2001
	Unit	Pre-Extraction												
Volatile Organic Compounds														
Acetone	µg/L	50 R	50 R	10 U	25 U	25 U	25 U	25 U	25 U	25 U	25 U	25 U	25 U	25 U
Benzene	µg/L	5 U	5 U	1.0 U	1.0 U	1.0 U	1.0 U	1.0 U	1.0 U	1.0 U	1.0 U	1.0 U	**0.11 J**	**0.19 J**
Carbon Disulfide	µg/L	5 U	5 U	1.0 U	1.0 U	1.0 U	1.0 U	1.0 U	1.0 U	1.0 U	1.0 U	1.0 U	1.0 U	1.0 U
Ethylbenzene	µg/L	5 U	5 U	1.0 U	1.0 U	1.0 U	1.0 U	1.0 U	1.0 U	**0.16 J**	1.0 U	1.0 U	1.0 U	**0.19 J**
Methylene Chloride	µg/L	5 U	5 U	1.0 U	5.0 U	5.0 U	5.0 U	5.0 U	5.0 U	5.0 U	5.0 U	5.0 U	5.0 U	5.0 U
Toluene	µg/L	5 U	5 U	1.0 U	1.0 U	1.0 U	1.0 U	1.0 U	1.0 U	1.0 U	1.0 U	1.0 U	1.0 U	1.0 U
Trichloroethylene	µg/L	5 U	5 U	1.0 U	1.0 U	1.0 U	1.0 U	1.0 U	1.0 U	1.0 U	1.0 U	1.0 U	1.0 U	1.0 U
Xylenes, total	µg/L	5 U	5 U	2.0 U	2.0 U	2.0 U	2.0 U	**2.5**	**2.0**	**2.3**	**1.5 J**	**2.1 J**	**3.2**	**2.8**
Semivolatile Organic Compounds														
2-Methylnaphthalene	µg/L	--	--	**7.5**	**6.7**	**5.5**	**22**	**26**	**12**	**16**	**6.5 J**	**12**	**21**	**35**
Acenaphthene	µg/L	**12**	**15**	**32**	**28**	**39**	**61**	**49**	**33**	**50**	**49**	**45**	**54**	**53**
Acenaphthylene	µg/L	10 U	10 U	0.2 U	0.2 U	0.8 U	2.0 U	0.2 U	10 U	10 U	10 U	10 U	10 U	10 U
Anthracene	µg/L	10 U	10 U	**0.55**	**0.61**	0.8 U	2.0 U	**1.2**	10 U	**1.0 J**	**0.86 J**	**0.76 J**	**1.3 J**	**0.97 J**
Benz(a)anthracene	µg/L	0.05 U	0.05 U	0.2 U	0.2 U	0.8 U	2.0 U	0.2 U	10 U	10 U	10 U	10 U	10 U	10 U
Benzo(a)pyrene	µg/L	0.05 U	0.05 U	0.2 U	0.2 U	0.8 U	2.0 U	0.2 U	10 U	10 U	10 U	10 U	10 U	10 U
Benzo(b)fluoranthene	µg/L	0.1 U	0.1 U	0.2 U	0.2 U	0.8 U	2.0 U	0.2 U	10 U	10 U	10 U	10 U	10 U	10 U
Benzo(g,h,i)perylene	µg/L	10 U	10 U	0.2 U	0.2 U	0.8 U	2.0 U	0.2 U	10 U	10 U	10 U	10 U	10 U	10 U
Benzo(k)fluoranthene	µg/L	10 U	10 U	0.2 U	0.2 U	0.8 U	2.0 U	0.2 U	10 U	10 U	10 U	10 U	10 U	10 U
Chrysene	µg/L	0.05 U	0.05 U	0.2 U	0.2 U	0.8 U	2.0 U	0.2 U	10 U	10 U	10 U	10 U	10 U	10 U
Dibenzo(a,h)anthracene	µg/L	0.1 U	0.1 U	0.2 U	0.2 U	0.8 U	2.0 U	0.2 U	10 U	10 U	10 U	10 U	10 U	10 U
Dibenzofuran	µg/L	--	--	0.001 U	0.2 U	0.8 U	0.2 U	0.2 U	10 U	10 U	10 U	10 U	10 U	10 U
Fluoranthene	µg/L	10 U	10 U	0.2 U	0.2 U	0.8 U	2.0 U	0.2 U	10 U	10 U	10 U	10 U	10 U	10 U
Fluorene	µg/L	10 U	10 U	**0.27**	**0.33**	0.8 U	2.0 U	0.2 U	10 U	**1.1 J**	**0.93 J**	**0.48 J**	**1.4 J**	**0.86 J**
Indeno(1,2,3-cd)pyrene	µg/L	0.05 U	0.05 U	0.2 U	0.2 U	0.8 U	2.0 U	0.2 U	10 U	10 U	10 U	10 U	10 U	10 U
Naphthalene	µg/L	10 U	10 U	0.2 U	0.2 U	0.8 U	2.0 U	**1.1**	10 U	10 U	10 U	10 U	10 U	**0.81 J**
Phenanthrene	µg/L	10 U	10 U	**1.6**	**1.5**	**1.3**	**4.5**	**4.7**	10 U	**4.0 J**	**2.4 J**	**3.5 J**	**6.4 J**	**6.5 J**
Pyrene	µg/L	10 U	10 U	**0.36**	**0.25**	0.8 U	2.0 U	**0.5**	10 U	10 U	10 U	10 U	10 U	**0.54 J**
Inorganic Compounds														
Aluminum (fume or dust)	mg/L	--	--	0.2 U	0.2 U	0.2 U	0.2 U	0.2 U	0.2 U	0.2 U	0.2 U	0.2 U	**0.046 B**	**0.061 B**
Antimony	mg/L	0.02 U	0.02 U	0.01 U	0.006 U	0.02 U	0.006 U	0.02 U	0.02 U	0.02 U	0.02 U	0.02 U	0.02 U	0.02 U
Arsenic	mg/L	0.05 U	0.05 U	0.01 U	0.01 U	0.01 U	0.01 U	0.01 U	0.01 U	0.01 U	0.01 U	0.01 U	0.01 U	0.01 U
Barium	mg/L	**0.404**	**0.395**	**0.306**	**0.282**	**0.3**	**0.3**	**0.29**	**0.27**	**0.3**	**0.3**	**0.29**	**0.29**	**0.29**
Beryllium	mg/L	0.01 U	0.01 U	0.005 U	0.004 U	0.004 U	0.004 U	0.004 U	0.004 U	0.004 U	0.004 U	0.004 U	0.004 U	0.004 U
Cadmium	mg/L	0.005 U	0.005 U	0.002 U	0.005 U	0.005 U	0.005 U	0.005 U	0.005 U	0.005 U	0.005 U	0.005 U	0.005 U	0.005 U
Calcium metal	mg/L	--	--	**37.7**	**39.9**	**37**	**37**	**39**	**34**	**38**	**37**	**38**	**37**	**36**
Chromium	mg/L	0.01 U	0.01 U	0.005 U	0.01 U	0.01 U	0.01 U	0.01 U	0.01 U	0.01 U	0.01 U	0.01 U	0.01 U	0.01 U
Cobalt	mg/L	--	--	0.007 U	0.01 U	0.01 U	0.01 U	0.01 U	0.01 U	0.01 U	0.01 U	0.01 U	0.01 U	0.01 U
Copper	mg/L	0.01 U	0.01 U	0.025 U	0.02 U	0.02 U	0.02 U	0.02 U	0.02 U	**0.002 B**	0.02 U	**0.0013 B**	0.02 U	0.02 U
Cyanide	mg/L	0.01 U	0.01 U	0.01 U	0.01 U	0.01 UJ	0.01 U	0.01 U	0.015 U	0.01 U	0.01 U	0.01 U	0.01 U	0.01 U
Iron	mg/L	--	--	**5.37**	**5.45**	**5.1**	**5.1**	**5.6**	**4.4**	**5.3**	**5.2**	**5.4**	**5.3**	**5.0**
Lead	mg/L	0.01 U	0.01 U	0.003 U	0.005 U	0.005 U	0.005 U	0.005 U	0.005 U	0.005 U	0.005 U	0.005 U	0.005 U	0.005 U
Magnesium	mg/L	--	--	**16.2**	**16.5**	**16**	**16**	**16**	**16**	**16**	**16**	**16**	**16**	**15**
Manganese	mg/L	--	--	**1.13**	**1.08**	**1.1**	**1.1**	**1.1**	**1**	**1.1**	**1.1**	**1**	**1.1**	**1.0**
Mercury	mg/L	0.0002 U	0.0002 U	0.0002 U	0.0002 U	0.0002 U	0.0002 U	0.0002 U	0.0002 U	0.0002 U	0.0002 U	0.0002 U	0.0002 U	0.00020 U
Nickel	mg/L	0.02 U	0.02 U	0.04 U	0.04 U	0.04 U	0.04 U	0.04 U	0.04 U	0.04 U	0.04 U	0.04 U	0.04 U	0.04 U
Potassium	mg/L	--	--	5 U	**4.2**	**4.4**	**4.3**	**4.3**	**3.6**	**4.2**	**4.2**	**4.1**	**4.1**	**4.1**
Selenium	mg/L	0.02 U	0.02 U	0.005 U	0.01 U	0.01 U	0.01 U	0.01 U	**0.01**	0.01 U	0.01 U	0.01 U	0.01 U	0.01 U
Sodium	mg/L	--	--	**18.8**	**20.1**	**17**	**18**	**19**	**17**	**19**	**18**	**18**	**18**	**18**
Thallium	mg/L	0.001 U	0.001 U	0.001 U	0.001 U	0.002 U	0.001 U	0.001 U	0.002 U	0.002 UW	0.002 UWN	0.002 U	0.002 U	0.002 UW
Vanadium (fume or dust)	mg/L	0.01 U	0.01 U	0.007 U	0.01 U	0.01 U	0.01 U	0.01 U	0.01 U	0.01 U	0.01 U	0.01 U	0.01 U	0.01 U
Zinc	mg/L	0.02 U	0.02 U	0.02 U	0.02 U	0.02 U	0.02 U	0.02 U	0.02 U	**0.033**	0.02 U	0.02 U	0.02 U	0.02 U

Notes:
ISCO - *in-situ* chemical oxidation
** - Resampled in August 2007 for VOCs only

Data Qualifier Defintions:
-- - Not analyzed
B (Inorganics) - Estimated analyte concentration
D - Analyte concentration reported from secondary dilution
DB - Analyte concentration reported from secondary dilution; analyte detected in method blank
H - Holding time exceeded for sample
J - Estimated analyte concentration
JB (Organic) - Estimated analyte concentration; analyte detected in method blank
JM (Organic) - Estimated analyte concentration; spike sample recovery outside control limits
M (Organic) - Spike sample recovery outside control limits
N - Spike sample recovery outside of control limits
R - Sample data results rejected due to deficiencies in the ability to meet quality control standards
< - Analyte not detected at referenced detection limit
U - Analyte not detected at referenced detection limit
UJ - Analyte not detected; low method bias and/or matrix interference
UN - Analyte not detected; spiked sample recovery outside of control limits
UR - Analyte not detected; data rejected
UWN - Analyte not detected; post digestion spike and spike sample recovery outside control limits
Bold - Exceeds the laboratory detection limit

Appendix E-2
Summary of Historical Groundwater Sampling Data - Transition Zone and Bedrock Monitoring Wells
January 2001 through January 2019
Atlanta Gas Light Company
Former Manufactured Gas Plant Site
Augusta, Georgia

Chemical Name	Location ID	MW-318	MW-318	MW-318	MW-318	MW-318	MW-318	MW-318	MW-318	MW-318	MW-318	MW-318	MW-318	MW-318	MW-318	MW-318	MW-318	MW-318	MW-318	MW-318	MW-318	MW-318	MW-318	MW-318	MW-318	MW-318	MW-318	MW-318	MW-318
	Sample Date	1/24/2019	7/19/2018	1/24/2018	7/27/2017	1/26/2017	7/28/2016	1/26/2016	7/30/2015	1/14/2015	7/17/2014	1/27/2014	7/11/2013	7/11/2013 DUP	1/9/2013	7/24/2012	2/6/2012	7/5/2011	7/5/2011 DUP	2/23/2011	7/13/2010	1/7/2010	1/14/2009	1/14/2009 DUP	7/16/2008	1/10/2008	1/10/2008 DUP	7/12/2007	2/14/2007	2/14/2007 DUP
		Post-Extraction								During Extraction																			
Volatile Organic Compounds																													
Acetone	µg/L	< 50	< 50	< 50	< 50	< 50	< 50	< 50	< 50	< 50	< 50	< 50	< 50	< 50	< 500	< 5,000	< 50	**380 J**	**390 J**	< 50	**160 J**	< 100	< 4000	< 4000	< 4000	< 50	< 50	< 50	< 50R	< 50
Benzene	µg/L	< 5.0	**5.6**	**59**	**240**	**470**	**240**	**99**	**19**	**1,400**	**1,700**	< 5.0	**3,300**	**3,300**	**670**	**3,700**	**1,700**	**4,600**	**4,500**	**3,500**	**1,100**	**5,700 D**	**5,900**	**7,300**	**3,700**	**5,200**	**5,200**	**6,200**	**5,300**	**5,400**
Carbon Disulfide	µg/L	< 5.0	< 5.0	< 5.0	< 5.0	< 5.0	< 5.0	< 5.0	< 5.0	< 5.0	< 5.0	< 5.0	< 5.0	< 5.0	< 25	< 250	< 6.0	< 30	< 30	< 6.0	< 50	<5.0	< 200	< 200	< 200	< 5.0	< 5.0	< 5	< 5	< 5
Ethylbenzene	µg/L	< 5.0	< 5.0	< 5.0	**23**	< 5.0	< 5.0	< 5.0	< 5.0	< 5	< 5.0	< 5.0	**11**	**9.4**	< 25	< 250	**8.6 J**	**14 J**	**15 J**	**21 J**	**9.3 J**	**32**	**410**	**510**	**460**	**660**	**660**	**810**	**970**	**990**
Methylene Chloride	µg/L	< 5.0	< 5.0	< 5.0	< 5.0	< 5.0	< 5.0	< 5.0	< 5.0	< 5.0	< 5.0	< 5.0	< 5.0	< 5.0	< 25	< 250	< 10	< 50	< 50	< 10	< 50	<5.0	< 200	< 200	< 200	< 5.0	< 5.0	< 5	< 5 UJ	< 5
Toluene	µg/L	< 5.0	< 5.0	< 5.0	< 5.0	< 5.0	< 5.0	< 5.0	< 5.0	< 5.0	< 5.0	< 5.0	< 5.0	< 5.0	< 25	< 250	**4.7 J**	**21 J**	**34 J**	**8.2 J**	**750**	<5.0	< 200	< 200	< 200	**5.2**	< 5.0	< 5	< 5	< 5
Trichloroethylene	µg/L	< 5.0	< 5.0	< 5.0	< 5.0	< 5.0	< 5.0	< 5.0	< 5.0	< 5.0	< 5.0	< 5.0	< 5.0	< 5.0	< 25	< 250	< 1.3	< 6.5	< 6.5	< 1.3	< 50	<5.0	< 200	< 200	< 200	< 5.0	< 5.0	< 5	< 5	< 5
Xylenes, total	µg/L	< 5.0	< 5.0	< 5.0	**5.8**	**14**	**17**	**19**	**12**	**13**	**22**	< 5.0	**35**	**31**	< 25	< 250	**13 J**	**30 J**	**35 J**	**44 J**	**10 J**	**89**	**55 J**	**70 J**	**48 J**	**110**	**91**	**100**	**110**	**100**
Semivolatile Organic Compounds																													
Acenaphthene	µg/L	< 50	**9.5**	**9.9**	**16**	**22**	**21**	**13**	< 50	**37**	**31**	**2.8**	< 50	< 50	**11**	< 210	**28**	**30**	**35**	**42**	**7.2**	**28**	**26**	**25 J**	**28**	**56**	**46**	**54**	**40**	**37**
Acenaphthylene	µg/L	< 1.0	< 1.0	< 1.0	< 1.0	< 1.0	< 1.0	< 1.0	< 1.0	< 10	< 1.0	< 1.0	< 1.0	< 1.0	< 2.0	< 210	< 9.9	< 0.10	< 0.11	**0.46**	< 2.0	< 0.19	< 9.4	< 38	< 3.8	< 10	< 10	< 10	< 10	< 10
Anthracene	µg/L	**0.51**	**0.19**	**0.19**	**0.33**	**0.68**	**0.79**	**0.67**	**0.72**	**0.81**	**0.88**	**0.055**	**0.73**	**0.76**	< 2.0	< 210	< 9.9	**0.96**	**0.96**	**0.85**	< 2.0	**0.74**	< 9.4	< 38	**0.85 J**	< 10	< 10	< 10	< 10	< 10
Benz(a)anthracene	µg/L	< 0.05	< 0.05	< 0.05	< 0.05	< 0.05	< 0.05	< 0.05	< 0.05	< 0.50	< 0.05	< 0.05	< 0.05	< 0.05	< 2.0	< 210	< 9.9	< 0.10	< 0.11	< 0.11	< 2.0	< 0.19	< 9.4	< 38	< 3.8	< 0.05	< 0.05	< 0.05	< 0.05	< 0.05
Benzo(a)pyrene	µg/L	< 0.05	< 0.05	< 0.05	< 0.05	< 0.05	< 0.05	< 0.05	< 0.05	< 0.50	< 0.05	< 0.05	< 0.05	< 0.05	< 2.0	< 210	< 9.9	< 0.10	< 0.11	< 0.11	< 2.0	< 0.19	< 9.4	< 38	< 3.8	< 0.05	< 0.05	< 0.05	< 0.05	< 0.05
Benzo(b)fluoranthene	µg/L	< 0.1	< 0.1	< 0.1	< 0.1	< 0.1	< 0.1	< 0.1	< 0.1	< 1.0	< 0.10	< 0.10	< 0.10	< 0.10	< 2.0	< 210	< 9.9	< 0.10	< 0.11	< 0.11	< 2.0 *	< 0.19	< 9.4	< 38	< 3.8	< 0.10	< 0.10	< 0.1	< 0.1	< 0.1
Benzo(g,h,i)perylene	µg/L	< 0.1	< 0.1	< 0.1	**0.36**	< 0.1	< 0.1	< 0.1	< 0.1	< 1.0	< 0.10	< 0.10	< 0.10	< 0.10	< 2.0	< 210	< 9.9	< 0.10	< 0.11	< 0.11	< 2.0	< 0.19	< 9.4	< 38	< 3.8	< 10	< 10	< 10	< 10	< 10
Benzo(k)fluoranthene	µg/L	< 0.05	< 0.05	< 0.05	< 0.05	< 0.05	< 0.05	< 0.05	< 0.05	< 0.50	< 0.05	< 0.05	< 0.05	< 0.05	< 2.0	< 210	< 9.9	< 0.10	< 0.11	< 0.11	< 2.0	< 0.19	< 9.4	< 38	< 3.8	< 10	< 10	< 10	< 10	< 10
Chrysene	µg/L	< 0.05	< 0.05	< 0.05	< 0.05	< 0.05	< 0.05	< 0.05	< 0.05	< 0.50	< 0.05	< 0.05	< 0.05	< 0.05	< 2.0	< 210	< 4.5	< 0.046	<0.047	<0.049	< 2.0	< 0.19	< 9.4	< 38	< 3.8	< 0.05	< 0.05	< 0.05	< 0.05	< 0.05
Dibenzo(a,h)anthracene	µg/L	< 0.1	< 0.1	< 0.1	**0.23**	< 0.1	< 0.1	< 0.1	< 0.1	< 1.0	< 0.10	< 0.10	< 0.10	< 0.10	< 2.0	< 210	< 9.9	< 0.10	<0.11	<0.11	< 2.0	< 0.19	< 9.4	< 38	< 3.8	< 0.10	< 0.10	< 0.1	< 0.1	< 0.1
Fluoranthene	µg/L	**0.26**	< 0.1	< 0.1	**0.13**	**0.26**	**0.38**	**0.33**	**0.28**	< 1	**0.36**	<0.10	**0.32**	**0.34**	< 2.0	< 210	< 9.9	**0.39**	**0.44**	**0.40**	< 2.0	**0.34**	< 9.4	< 38	< 3.8	< 10	< 10	< 10	< 10	< 10
Fluorene	µg/L	**3.9**	**1.6**	**1.7**	**2.4**	**4.6**	**5.2**	**4.1**	**4.3**	**4.6**	**5**	**0.48**	**4.5**	**4.6**	< 2.0	< 210	< 9.9	**8.4**	**8.6**	6.7	**1.4 J**	**5.3**	**3.3 J**	< 38	**0.46 J**	< 10	< 10	< 10	< 10	< 10
Indeno(1,2,3-cd)pyrene	µg/L	< 0.05	< 0.05	< 0.05	**0.26**	< 0.05	< 0.05	< 0.05	< 0.05	< 0.50	< 0.05	< 0.05	< 0.05	< 0.05	< 2.0	< 210	< 9.9	< 0.10	<0.11	<0.11	< 2.0	< 0.19	< 9.4	< 38	< 3.8	< 0.05	< 0.05	< 0.05	< 0.05	< 0.05
Naphthalene	µg/L	**3.7**	< 0.5	< 0.5	**100**	**320**	**300**	< 0.5	**540**	**920**	**730**	**7.3**	**820**	**820**	**160**	**880**	**550**	**11 J**	**870**	**1,000**	**110**	**780**	**680**	**720**	**720**	**1,400**	**1,100**	**1,100**	**820**	**790**
Phenanthrene	µg/L	**2.2**	**0.64**	**0.71**	**1.6**	**3.2**	**4.0**	**3.4**	**3.7**	**4.5**	**4.6**	**0.36**	**4.0**	**4.1**	< 2.0	< 210	< 9.9	**6.1**	**6.3**	**5.7**	**1.5 J**	**4.5**	**3.4 J**	< 38	**4.1**	< 10	< 10	< 10	< 10	< 10
Pyrene	µg/L	**0.31**	**0.12**	**0.1**	**0.17**	**0.33**	**0.43**	**0.36**	**0.34**	< 0.5	**0.38**	0.050	**0.30**	**0.33**	< 2.0	< 210	< 9.9	**0.49**	**0.54**	**0.47**	< 2.0	**0.25**	< 9.4	< 38	< 3.8	<10	<10	< 10	< 10	< 10
Inorganic Compounds																													
Antimony	mg/L	< 0.006	< 0.006	< 0.006	< 0.006	< 0.006	< 0.006	< 0.006	< 0.02	< 0.02	< 0.02	< 0.02	< 0.02	< 0.02	< 0.02	< 0.02	**0.0063 J B**	< 0.0053	< 0.0053	< 0.0053	< 0.020	< 0.020	< 0.020	< 0.020	< 0.02	< 0.02	< 0.02	< 0.02	< 0.02	< 0.02
Arsenic	mg/L	< 0.05	< 0.05	< 0.05	< 0.05	< 0.05	< 0.05	< 0.05	< 0.05	< 0.05	< 0.05	< 0.05	< 0.05	< 0.05	< 0.02	< 0.02	< 0.0046	< 0.0046	< 0.0046	< 0.0046	< 0.010	< 0.010	< 0.010	< 0.010	< 0.01	< 0.05	< 0.05	< 0.05	< 0.05	< 0.05
Barium	mg/L	**0.561**	**0.48**	**0.666**	**0.819**	**0.516**	**0.509**	**0.673**	**0.566**	**0.551**	**0.524**	**0.289**	**0.556**	**0.560**	**0.30**	**0.54**	**0.72**	**0.63**	**0.57**	**0.47**	**1.6**	**0.58**	**0.54**	**0.51**	**0.5**	**0.543**	**0.557**	**0.512**	**0.527**	**0.523**
Beryllium	mg/L	< 0.004	< 0.004	< 0.004	< 0.004	< 0.004	< 0.004	< 0.004	< 0.01	< 0.01	< 0.01	< 0.01	< 0.01	< 0.01	< 0.0040	< 0.0040	**0.00031 J**	< 0.00020	< 0.00020	< 0.00020	**0.00046 J**	< 0.0040	< 0.0040	< 0.0040	< 0.004	< 0.01	< 0.01	< 0.01	< 0.01	< 0.010
Cadmium	mg/L	< 0.005	< 0.005	< 0.005	< 0.005	< 0.005	< 0.005	< 0.005	< 0.005	< 0.005	< 0.005	< 0.005	< 0.005	< 0.005	< 0.0050	< 0.0050	< 0.0020	< 0.0020	< 0.0020	< 0.0020	< 0.0050	< 0.0050	**0.00064 J**	< 0.0050	< 0.005	< 0.005	**0.0064**	< 0.005	< 0.005	< 0.005
Chromium	mg/L	< 0.01	< 0.01	< 0.01	< 0.01	< 0.01	< 0.01	< 0.01	< 0.01	< 0.01	< 0.01	< 0.01	< 0.01	< 0.01	< 0.010	< 0.010	**0.0030 J B**	< 0.0012	< 0.0012	< 0.0012	**0.0055 J**	< 0.010	**0.0013 J**	< 0.010	< 0.01	< 0.01	< 0.01	< 0.01	< 0.01	< 0.010
Copper	mg/L	< 0.01	< 0.01	< 0.01	< 0.01	< 0.01	< 0.01	< 0.01	< 0.01	< 0.01	< 0.01	< 0.01	< 0.01	< 0.01	< 0.02	< 0.02	< 0.0019	< 0.0019	< 0.0019	< 0.0019	< 0.010	< 0.020	**0.0067 J**	< 0.020	< 0.02	< 0.01	< 0.01	< 0.01	< 0.01	< 0.010
Cyanide	mg/L	< 0.01	< 0.01	< 0.01	< 0.01	< 0.01	< 0.01	< 0.01	< 0.01	< 0.01	< 0.01	< 0.01	**0.011**	< 0.01	< 0.010	< 0.010	< 0.0050	**0.021**	< 0.0050	< 0.0050	< 0.010	< 0.010	< 0.010	< 0.010	< 0.01	< 0.01	< 0.01	< 0.01	< 0.01	< 0.010
Lead	mg/L	< 0.01	< 0.01	< 0.01	< 0.01	< 0.01	< 0.01	< 0.01	< 0.01	< 0.01	< 0.01	< 0.01	< 0.01	< 0.01	< 0.010	< 0.010	< 0.0040	< 0.0040	< 0.0040	< 0.0040	**0.0034 J**	< 0.0050	**0.0025 J**	< 0.0050	< 0.005	< 0.01	< 0.01	< 0.01	< 0.01	< 0.010
Mercury	mg/L	< 0.0002	< 0.0002	< 0.0002	< 0.0002	< 0.0002	< 0.0002	< 0.0002	< 0.0002	< 0.00020	< 0.00020	< 0.00020	< 0.00020	< 0.00020	< 0.00020	< 0.00020	< 0.000091	< 0.000091	< 0.000091	< 0.000091	< 0.00020	< 0.00020	< 0.00020	< 0.00020	< 0.00020	< 0.00020	< 0.00020	< 0.0002	< 0.0002	< 0.0002
Nickel	mg/L	< 0.02	< 0.02	< 0.02	< 0.02	< 0.02	< 0.02	< 0.02	< 0.02	< 0.02	< 0.02	< 0.02	< 0.02	< 0.02	< 0.04	< 0.04	< 0.0023	< 0.0023	< 0.0023	< 0.0023	**0.0034 J**	< 0.040	< 0.040	< 0.040	< 0.04	< 0.02	< 0.02	< 0.02	< 0.02	< 0.02
Selenium	mg/L	< 0.02	< 0.02	< 0.02	< 0.02	< 0.02	< 0.02	< 0.02	< 0.02	< 0.02	< 0.02	< 0.02	< 0.02	< 0.02	< 0.020	< 0.020	< 0.0064	< 0.0064	< 0.0064	< 0.0064	< 0.010	< 0.010	< 0.010	< 0.010	< 0.01	< 0.02	< 0.02	< 0.02	< 0.02	< 0.02
Thallium	mg/L	< 0.002	< 0.002	< 0.002	< 0.002	< 0.002	< 0.002	< 0.002	< 0.002	< 0.02	< 0.02	< 0.02	< 0.02	< 0.02	< 0.0010	< 0.0010	< 0.00025	**0.00026 J**	< 0.00025	< 0.00025	< 0.0010	< 0.0010	< 0.0010	< 0.0010	< 0.001	< 1.00	< 1.00	< 1	< 1	< 1
Vanadium (fume or dust)	mg/L	< 0.01	< 0.01	< 0.01	< 0.01	< 0.01	< 0.01	< 0.01	< 0.01	< 0.01	< 0.01	< 0.01	< 0.01	< 0.01	< 0.010	< 0.010	**0.0040 J**	< 0.0024	< 0.0024	< 0.0024	**0.0039 J**	< 0.010	< 0.010	< 0.010	< 0.01	< 0.01	< 0.01	< 0.01	< 0.01	< 0.010
Zinc	mg/L	< 0.02	< 0.02	< 0.02	< 0.02	**0.03**	< 0.02	**0.0285**	**0.0636**	< 0.02	< 0.02	< 0.02	**0.0203**	< 0.02	< 0.020	< 0.020	**0.022**	**0.016 J**	< 0.0087	**0.014 J**	**0.024**	<0.020	**0.076**	**0.046**	< 0.02	**0.118**	**0.211**	**0.0633**	< 0.02	< 0.02

Notes:
ISCO - *in-situ* chemical oxidation
** - Resampled in August 2007 for VOCs only

Data Qualifier Defintions:
-- - Not analyzed
B (Inorganics) - Estimated analyte concentration
D - Analyte concentration reported from secondary dilution
DB - Analyte concentration reported from secondary dilution; analyte detected in method blank
H - Holding time exceeded for sample
J - Estimated analyte concentration
JB (Organic) - Estimated analyte concentration; analyte detected in method blank
JM (Organic) - Estimated analyte concentration; spike sample recovery outside control limits
M (Organic) - Spike sample recovery outside control limits
N - Spike sample recovery outside of control limits
R - Sample data results rejected due to deficiencies in the ability to meet quality control standards
< - Analyte not detected at referenced detection limit
U - Analyte not detected at referenced detection limit
UJ - Analyte not detected; low method bias and/or matrix interference
UN - Analyte not detected; spiked sample recovery outside of control limits
UR - Analyte not detected; data rejected
UWN - Analyte not detected; post digestion spike and spike sample recovery outside control limits
Bold - Exceeds the laboratory detection limit

Appendix E-2
Summary of Historical Groundwater Sampling Data - Transition Zone and Bedrock Monitoring Wells
January 2001 through January 2019
Atlanta Gas Light Company
Former Manufactured Gas Plant Site
Augusta, Georgia

Chemical Name	Location ID	MW-318	MW-318	MW-318	MW-318	MW-318	MW-318	MW-318	MW-318	MW-318	MW-318	MW-318	MW-318	MW-318	MW-318	MW-318	MW-318	MW-318
	Sample Date	7/12/2006	7/12/2006 DUP	2/7/2006	1/11/2006	1/11/2006	7/19/2005	1/17/2005	7/14/2004	1/20/2004	7/15/2003	1/20/2003	7/15/2002	1/21/2002	1/21/2002 DUP	7/17/2001	1/17/2001	1/17/2001 DUP
		Pre-Extraction																
Volatile Organic Compounds																		
Acetone	µg/L	50 R	50 R	--	1,200 U	1,200 U	500 U	25 U	2,500 U	2,500 U	1,300 U	620 U	620 U	620 U	620 U	620 U	620 UJ	25 U
Benzene	µg/L	**18**	**19**	--	**3,800**	**3,800**	**4,100**	**2,700 D**	**4,400**	**4,000**	**4,300**	**4,200**	**4,400**	**3,600**	**3,600**	**4,100**	**3,100**	**2,500 D**
Carbon Disulfide	µg/L	5 U	5 U	--	120 U	120 U	20 U	1.0 U	100 U	100 U	50 U	25 U	25 U	25 U	25 U	25 U	25 U	1.0 U
Ethylbenzene	µg/L	5 U	5 U	--	**730**	**720**	**800**	**680 D**	**800**	**810**	**960**	**960**	**1,100**	**650**	**630**	**880**	**710**	**390 E**
Methylene Chloride	µg/L	5 U	5 U	77 U	**210**	**200**	100 U	5.0 U	500 U	500 U	250 U	120 U	120 U	120 U	120 U	120 U	120 U	5.0 U
Toluene	µg/L	5 U	5 U	--	120 U	120 U	20 U	**3.5**	100 U	100 U	50 U	**17 J**	25 U	25 U	25 U	25 U	25 U	**3**
Trichloroethylene	µg/L	5 U	5 U	--	120 U	120 U	20 U	1.0 U	100 U	100 U	50 U	25 U	25 U	25 U	25 U	25 U	25 U	1.0 U
Xylenes, total	µg/L	5 U	5 U	--	250 U	250 U	**77**	**64 D**	200 U	200 U	100 U	**96 B**	**100**	**61**	**62**	**110**	**76**	**80**
Semivolatile Organic Compounds																		
2-Methylnaphthalene	µg/L	--	--	--	**76**	**72**	**72**	**59**	**76**	**91**	**86**	**95**	**100**	**70**	**54 J**	**85**	**79**	**0.076**
Acenaphthene	µg/L	10 U	10 U	--	**47**	**45**	**51**	**37**	**52**	**55**	**54**	**58**	**57**	**52**	**40 J**	**51**	**54**	**0.05**
Acenaphthylene	µg/L	10 U	10 U	--	6.7 U	5.0 U	8.0 U	8.0 U	20 U	0.2 U	10 U	10 U	10 U	50 U	100 U	50 U	10 U	10 U
Anthracene	µg/L	10 U	10 U	--	6.7 U	5.0 U	8.0 U	8.0 U	20 U	**0.97**	10 U	**0.86 J**	**0.84 J**	50 U	100 U	50 U	**0.74 J**	**0.72 J**
Benz(a)anthracene	µg/L	0.05 U	0.05 U	--	6.7 U	5.0 U	8.0 U	8.0 U	20 U	0.2 U	10 U	10 U	10 U	50 U	100 U	50 U	10 U	10 U
Benzo(a)pyrene	µg/L	0.05 U	0.05 U	--	6.7 U	5.0 U	8.0 U	8.0 U	20 U	0.2 U	10 U	10 U	10 U	50 U	100 U	50 U	10 U	10 U
Benzo(b)fluoranthene	µg/L	0.1 U	0.1 U	--	6.7 U	5.0 U	8.0 U	8.0 U	20 U	0.2 U	10 U	10 U	10 U	50 U	100 U	50 U	10 U	10 U
Benzo(g,h,i)perylene	µg/L	10 U	10 U	--	6.7 U	5.0 U	8.0 U	8.0 U	20 U	0.2 U	10 U	10 U	10 U	50 U	100 U	50 U	10 U	10 U
Benzo(k)fluoranthene	µg/L	10 U	10 U	--	6.7 U	5.0 U	8.0 U	8.0 U	20 U	0.2 U	10 U	10 U	10 U	50 U	100 U	50 U	10 U	10 U
Chrysene	µg/L	0.05 U	0.05 U	--	6.7 U	5.0 U	8.0 U	8.0 U	20 U	0.2 U	10 U	10 U	10 U	50 U	100 U	50 U	10 U	10 U
Dibenzo(a,h)anthracene	µg/L	0.1 U	0.1 U	--	6.7 U	5.0 U	8.0 U	8.0 U	20 U	0.2 U	10 U	10 U	10 U	50 U	100 U	50 U	10 U	10 U
Dibenzofuran	µg/L	--	--	--	33 U	5.0 U	8.0 U	8.0 U	20 U	**2.4**	10 U	**3.1 J**	**2.9 J**	**2.7 J**	100 U	**2.5 J**	**3.3 J**	**3.0 J**
Fluoranthene	µg/L	10 U	10 U	--	6.7 U	5.0 U	8.0 U	8.0 U	20 U	**0.44**	10 U	**0.46 J**	**0.42 J**	50 U	100 U	50 U	10 U	10 U
Fluorene	µg/L	10 U	10 U	--	6.7 U	**5.7**	8.0 U	8.0 U	20 U	**7.5**	10 U	**7.7 J**	**8.3 J**	**5.5 J**	**11 J**	**6.0 J**	**7.6 J**	**7.1 J**
Indeno(1,2,3-cd)pyrene	µg/L	0.05 U	0.05 U	--	6.7 U	5.0 U	8.0 U	8.0 U	20 U	0.2 U	10 U	10 U	10 U	50 U	100 U	50 U	10 U	10 U
Naphthalene	µg/L	10 U	10 U	--	**860**	**790**	**810**	**670**	**950**	**980**	**1,100**	**1,000 D**	**920 D**	**950**	**740**	**1,100 D**	**950 D**	**880 D**
Phenanthrene	µg/L	10 U	10 U	--	6.7 U	**5.1**	8.0 U	8.0 U	20 U	**7.1**	10 U	**7.1 J**	**6.8 J**	**6.3 J**	**5.1 J**	**5.0 J**	**6.3 J**	**6.0 J**
Pyrene	µg/L	10 U	10 U	--	6.7 U	5.0 U	8.0 U	8.0 U	20 U	**0.46**	0.01 UJ	10 U	10 U	50 U	100 U	50 U	10 U	10 U
Inorganic Compounds																		
Aluminum (fume or dust)	mg/L	--	--	--	**0.541**	0.2 U	**0.714**	0.2 U	0.2 U	0.2 U	0.2 U	0.2 U	**0.035 B**	0.2 U	0.2 U	**0.057 BN**	0.2 U	**0.18 B**
Antimony	mg/L	0.02 U	0.02 U	--	0.01 U	0.01 U	0.006 U	0.02 U	0.006 U	0.02 U	0.02 U	0.02 U	0.02 U	0.02 U	0.02 U	0.02 U	0.02 U	0.02 U
Arsenic	mg/L	0.05 U	0.05 U	--	0.01 U	0.01 U	0.01 U	0.01 U	0.01 U	0.01 U	0.01 U	0.01 U	0.01 U	0.01 U	0.01 U	0.01 U	0.01 U	0.01 U
Barium	mg/L	**0.149**	**0.143**	--	**0.388**	**0.386**	**0.397**	**0.38**	**0.4**	**0.39**	**0.36**	**0.36**	**0.37**	**0.36**	**0.35**	**0.35**	**0.36**	**0.36**
Beryllium	mg/L	0.01 U	0.01 U	--	0.005 U	0.005 U	0.004 U	0.004 U	0.004 U	0.004 U	0.004 U	0.004 U	0.004 U	0.004 U	0.004 U	0.004 U	0.004 U	**0.00059 B**
Cadmium	mg/L	0.005 U	0.005 U	--	0.002 U	0.002 U	0.005 U	0.005 U	0.005 U	0.005 U	0.005 UJ	0.005 U	0.005 U	0.005 U	0.005 U	0.005 U	0.005 U	0.005 U
Calcium metal	mg/L	--	--	--	**43.2**	**41.5**	**47.9**	**40**	**41**	**42**	**41**	**38**	**39**	**38**	**37**	**37**	**36**	**37**
Chromium	mg/L	0.01 U	0.01 U	--	0.005 U	0.005 U	0.01 U	0.01 U	0.01 U	0.01 U	0.01 UJ	0.01 U	0.01 U	0.01 U	0.01 U	0.01 U	0.01 U	0.01 U
Cobalt	mg/L	--	--	--	0.007 U	0.007 U	0.01 U	0.01 U	0.01 U	0.01 U	0.01 UJ	0.01 U	**0.0016 B**	0.01 U	0.01 U	0.01 U	0.01 U	0.01 U
Copper	mg/L	0.01 U	0.01 U	--	0.025 U	0.025 U	0.02 U	0.02 U	0.02 U	0.02 U	0.02 U	**0.0017 B**	0.02 U	0.02 U	0.02 U	0.02 U	0.02 U	0.02 U
Cyanide	mg/L	0.01 U	0.01 U	--	0.01 U	0.01 U	0.01 U	0.01 U	0.01 U	0.01 U	0.015 U	0.01 U	0.01 U	0.01 U	0.01 U	0.01 U	0.01 U	0.01 U
Iron	mg/L	--	--	--	**0.828**	**0.802**	**0.926**	**0.75**	**0.79**	**0.77**	**0.77**	**0.7**	**0.74 N**	**0.7**	**0.66**	**0.74**	**0.74**	**0.72**
Lead	mg/L	0.01 U	0.01 U	--	0.003 U	0.003 U	0.005 U	0.005 U	0.005 U	0.005 U	0.005 UJ	0.005 U	0.005 U	0.005 U	0.005 U	0.005 U	0.0030 U	**0.0023 B**
Magnesium	mg/L	--	--	--	**24**	**23.8**	**26**	**23**	**23**	**24**	**23**	**22**	**22**	**22**	**21**	**22**	**21**	**21**
Manganese	mg/L	--	--	--	**0.677**	**0.675**	**0.675**	**0.64**	**0.65**	**0.65**	**0.67**	**0.58**	**0.6**	**0.58**	**0.57**	**0.57**	**0.58**	**0.59**
Mercury	mg/L	0.0002 U	0.0002 U	--	0.0002 U	0.0002 U	0.0002 U	0.0002 U	0.0002 U	0.0002 U	0.0002 U	**0.00014 B**	0.0002 U	0.0002 U	0.0002 U	0.0002 U	0.00020 U	0.00020 U
Nickel	mg/L	0.02 U	0.02 U	--	0.04 U	0.04 U	0.04 U	0.04 U	0.04 U	0.04 U	0.04 UJ	0.04 U	0.04 U	0.04 U	0.04 U	0.04 U	0.04 U	0.04 U
Potassium	mg/L	--	--	--	5 U	5 U	**4.37**	**3.8**	**3.9**	**3.7**	**3.7**	**3.3**	**3.5**	**3.4**	**3.4**	**3.4**	**3.6**	**3.6**
Selenium	mg/L	0.02 U	0.02 U	--	0.005 U	0.005 U	0.01 U	0.01 U	0.01 U	0.01 U	0.01 U	0.01 U	**0.0047 B**	0.01 U	0.01 U	0.01 U	0.01 U	0.01 U
Sodium	mg/L	--	--	--	**16.2**	**16.1**	**18**	**15**	**16**	**16**	**19**	**15**	**15**	**14**	**14**	**15**	**15**	**15**
Thallium	mg/L	0.001 U	0.001 U	--	0.001 U	0.001 U	0.001 U	0.002 U	0.001 U	0.001 U	0.002 U	0.002 UWN	0.002 UWN	0.002 U	0.002 U	0.002 UWN	0.002 U	0.002 U
Vanadium (fume or dust)	mg/L	0.01 U	0.01 U	--	0.007 U	0.007 U	0.01 U	0.01 U	0.01 U	0.01 U	0.01 UJ	0.01 U	0.01 U	0.01 U	0.01 U	0.01 U	0.01 U	0.01 U
Zinc	mg/L	**0.596**	**0.581**	--	0.02 U	0.02 U	**0.0308 J**	**0.028**	**0.026**	0.02 U	**0.03**	**0.02**	0.02 U	0.02 U	0.02 U	0.02 U	0.02 U	0.02 U

Notes:
ISCO - *in-situ* chemical oxidation
** - Resampled in August 2007 for VOCs only

Data Qualifier Defintions:
-- - Not analyzed
B (Inorganics) - Estimated analyte concentration
D - Analyte concentration reported from secondary dilution
DB - Analyte concentration reported from secondary dilution; analyte detected in method blank
H - Holding time exceeded for sample
J - Estimated analyte concentration
JB (Organic) - Estimated analyte concentration; analyte detected in method blank
JM (Organic) - Estimated analyte concentration; spike sample recovery outside control limits
M (Organic) - Spike sample recovery outside control limits
N - Spike sample recovery outside of control limits
R - Sample data results rejected due to deficiencies in the ability to meet quality control standards
< - Analyte not detected at referenced detection limit
U - Analyte not detected at referenced detection limit
UJ - Analyte not detected; low method bias and/or matrix interference
UN - Analyte not detected; spiked sample recovery outside of control limits
UR - Analyte not detected; data rejected
UWN - Analyte not detected; post digestion spike and spike sample recovery outside control limits
Bold - Exceeds the laboratory detection limit

Appendix E-2
Summary of Historical Groundwater Sampling Data - Transition Zone and Bedrock Monitoring Wells
January 2001 through January 2019
Atlanta Gas Light Company
Former Manufactured Gas Plant Site
Augusta, Georgia

Chemical Name	Location ID	MW-319	MW-319	MW-319	MW-319	MW-319	MW-319	MW-319	MW-319	MW-319	MW-319	MW-319	MW-319	MW-319	MW-319	MW-319	MW-319	MW-319	MW-319	MW-319	MW-319	MW-319	MW-319	MW-319	MW-319	MW-319
	Sample Date	1/25/2019	7/20/2018	1/25/2018	7/27/2017	1/27/2017	7/20/2016	1/21/2016	7/28/2015	1/14/2015	7/14/2014	1/7/2014	7/9/2013	1/8/2013	7/23/2012	1/16/2012	7/5/2011	1/17/2011	7/13/2011	1/5/2010	7/22/2009	01/14/2009	07/16/2008	1/9/2008	7/11/2007	2/15/2007
	Unit	Post-Extraction								During Extraction																
Volatile Organic Compounds																										
Acetone	µg/L	< 50	< 50	< 50	< 50	< 50	< 50	< 50	< 50	< 50	< 50	< 50	< 50	< 100	< 5.0	< 5.0	< 5.0	< 5.0	< 100	< 100	< 100	< 100	< 100	< 50	< 50	< 50
Benzene	µg/L	< 5.0	< 5.0	< 5.0	< 5.0	< 5.0	< 5.0	< 5.0	< 5.0	< 5.0	< 5.0	< 5.0	< 5.0	< 5.0	< 0.25	< 0.25	< 0.25	< 0.25	< 5.0	< 5.0	< 5.0	< 5.0	< 5.0	< 5.0	< 5	< 5
Carbon Disulfide	µg/L	< 5.0	< 5.0	< 5.0	< 5.0	< 5.0	< 5.0	< 5.0	< 5.0	< 5.0	< 5.0	< 5.0	< 5.0	< 5.0	< 0.60	< 0.60	< 0.60	< 0.60	< 5.0	< 5.0	< 5.0	< 5.0	< 5.0	< 5.0	< 5	< 5
Methylene Chloride	µg/L	< 5.0	< 5.0	< 5.0	< 5.0	< 5.0	< 5.0	< 5.0	< 5.0	< 5.0	< 5.0	< 5.0	< 5.0	< 5.0	< 0.11	< 0.11	< 0.11	< 0.11	< 5.0	< 5.0	< 5.0	< 5.0	< 5.0	< 5.0	< 5	< 5
Ethylbenzene	µg/L	< 5.0	< 5.0	< 5.0	< 5.0	< 5.0	< 5.0	< 5.0	< 5.0	< 5.0	< 5.0	< 5.0	< 5.0	< 5.0	< 1.0	< 1.0	**3.2 JB**	< 1.0	< 5.0	< 5.0	< 5.0	< 5.0	< 5.0	< 5.0	< 5	< 5
Toluene	µg/L	< 5.0	< 5.0	< 5.0	< 5.0	< 5.0	< 5.0	< 5.0	< 5.0	< 5.0	< 5.0	< 5.0	< 5.0	< 5.0	< 0.33	< 0.33	< 0.33	< 0.33	< 5.0	< 5.0	< 5.0	< 5.0	< 5.0	< 5.0	< 5	< 5
Trichloroethylene	µg/L	< 5.0	< 5.0	< 5.0	< 5.0	< 5.0	< 5.0	< 5.0	< 5.0	< 5.0	< 5.0	< 5.0	< 5.0	< 5.0	< 0.13	< 0.13	< 0.13	< 0.13	< 5.0	< 5.0	< 5.0	< 5.0	< 5.0	< 5.0	< 5	< 5
Xylenes, total	µg/L	< 5.0	< 5.0	< 5.0	< 5.0	< 5.0	< 5.0	< 5.0	< 5.0	< 5.0	< 5.0	< 5.0	< 5.0	< 5.0	< 0.20	< 0.20	< 0.20	< 0.20	< 5.0	< 5.0	< 5.0	< 5.0	< 5.0	< 5.0	< 5	< 5
Semivolatile Organic Compounds																										
Acenaphthene	µg/L	< 0.5	< 0.5	< 0.5	< 0.5	< 0.5	< 0.5	< 0.5	< 0.5	< 0.50	< 0.50	< 0.50	< 0.50	< 0.19	< 0.096	< 0.11	< 0.10	< 0.098	< 0.19	< 0.20	< 0.19	< 0.21	< 0.19	< 10	< 10	< 10
Acenaphthylene	µg/L	< 1.0	< 1.0	< 1.0	< 1.0	< 1.0	< 1.0	< 1.0	< 1.0	< 1.0	< 1.0	< 1.0	< 1.0	< 0.19	< 0.096	< 0.11	< 0.10	< 0.098	< 0.19	< 0.20	< 0.19	< 0.21	< 0.19	< 10	< 10	< 10
Anthracene	µg/L	< 0.05	< 0.05	< 0.05	< 0.05	< 0.05	< 0.05	< 0.05	< 0.05	< 0.05	< 0.05	< 0.05	< 0.05	< 0.19	< 0.096	< 0.11	< 0.10	< 0.098	< 0.19	< 0.20	< 0.19	< 0.21	< 0.19	< 10	< 10	< 10
Benz(a)anthracene	µg/L	< 0.05	< 0.05	< 0.05	< 0.05	< 0.05	< 0.05	< 0.05	< 0.05	< 0.05	< 0.05	**0.075**	< 0.05	< 0.19	< 0.096	< 0.11	< 0.10	< 0.098	< 0.19	< 0.20	< 0.19	< 0.21	< 0.19	< 0.05	< 0.05	< 0.05
Benzo(a)pyrene	µg/L	< 0.05	< 0.05	< 0.05	< 0.05	< 0.05	< 0.05	< 0.05	< 0.05	< 0.05	< 0.05	**0.25**	< 0.05	< 0.19	< 0.096	< 0.11	< 0.10	< 0.098	< 0.19	< 0.20	< 0.19	< 0.21	< 0.19	< 0.05	< 0.05	< 0.05
Benzo(b)fluoranthene	µg/L	< 0.1	< 0.1	< 0.1	< 0.1	< 0.1	< 0.1	< 0.1	< 0.1	< 0.1	< 0.10	**0.16**	< 0.10	< 0.19	< 0.096	< 0.11	< 0.10	< 0.098	< 0.19	< 0.20	< 0.19	< 0.21	< 0.19	< 0.10	< 0.1	< 0.1
Benzo(g,h,i)perylene	µg/L	< 0.1	< 0.1	< 0.1	< 0.1	< 0.1	< 0.1	< 0.1	< 0.1	< 0.1	< 0.10	**0.33**	< 0.10	< 0.19	< 0.096	< 0.11	< 0.10	< 0.098	< 0.19	< 0.20	< 0.19	< 0.21	< 0.19	< 10	< 10	< 10
Benzo(k)fluoranthene	µg/L	< 0.05	< 0.05	< 0.05	< 0.05	< 0.05	< 0.05	< 0.05	< 0.05	< 0.05	< 0.05	**0.22**	< 0.05	< 0.19	< 0.096	< 0.11	**0.11 J**	< 0.098	< 0.19	< 0.20	< 0.19	< 0.21	< 0.19	< 10	< 10	< 10
Chrysene	µg/L	< 0.05	< 0.05	< 0.05	< 0.05	< 0.05	< 0.05	< 0.05	< 0.05	< 0.05	< 0.05	**0.19**	< 0.05	< 0.19	< 0.043	< 0.048	**0.065 J**	< 0.044	< 0.19	< 0.20	< 0.19	< 0.21	< 0.19	< 0.05	< 0.05	< 0.05
Dibenzo(a,h)anthracene	µg/L	< 0.1	< 0.1	< 0.1	< 0.1	< 0.1	< 0.1	< 0.1	< 0.1	< 0.1	< 0.10	**0.27**	< 0.10	< 0.19	< 0.096	< 0.11	< 0.10	< 0.098	< 0.19	< 0.20	< 0.19	< 0.21	< 0.19	**0.14**	< 0.1	< 0.1
Fluoranthene	µg/L	< 0.1	< 0.1	< 0.1	< 0.1	< 0.1	< 0.1	< 0.1	< 0.1	< 0.1	< 0.10	**0.1**	< 0.10	< 0.19	< 0.096	< 0.11	< 0.10	< 0.098	< 0.19	< 0.20	< 0.19	< 0.21	< 0.19	< 10	< 10	< 10
Fluorene	µg/L	< 0.1	< 0.1	< 0.1	< 0.1	< 0.1	< 0.1	< 0.1	< 0.1	< 0.10	< 0.10	< 0.10	< 0.10	< 0.19	< 0.096	< 0.11	< 0.10	< 0.098	< 0.19	< 0.20	< 0.19	< 0.21	< 0.19	< 10	< 10	< 10
Indeno(1,2,3-cd)pyrene	µg/L	< 0.05	< 0.05	< 0.05	< 0.05	< 0.05	< 0.05	< 0.05	< 0.05	< 0.05	< 0.05	**0.29**	< 0.05	< 0.19	< 0.096	< 0.11	< 0.10	< 0.098	< 0.19	< 0.20	< 0.19	< 0.21	< 0.19	**0.15**	< 0.05	< 0.05
Naphthalene	µg/L	**1.0**	< 0.5	< 0.5	< 0.5	< 0.5	< 0.5	< 0.5	< 0.5	< 0.5	< 0.50	< 0.50	< 0.50	< 0.19	< 0.096	< 0.11	< 0.10	< 0.098	< 0.19	< 0.20	< 0.19	**0.033 J**	**0.05 J**	< 10	< 10	< 10
Phenanthrene	µg/L	< 0.05	< 0.05	< 0.05	< 0.05	< 0.05	< 0.05	< 0.05	< 0.05	< 0.05	< 0.05	< 0.05	< 0.05	< 0.19	< 0.096	< 0.11	< 0.10	< 0.098	< 0.19	< 0.20	< 0.19	< 0.21	< 0.19	< 10	< 10	< 10
Pyrene	µg/L	< 0.05	< 0.05	< 0.05	< 0.05	**3.3**	< 0.05	< 0.05	< 0.05	< 0.05	**0.056**	**0.085**	< 0.05	< 0.19	< 0.096	< 0.11	< 0.10	< 0.098	< 0.19	< 0.20	< 0.19	< 0.21	< 0.19	< 10	< 10	< 10
Inorganic Compounds																										
Antimony	mg/L	< 0.006	< 0.006	< 0.006	< 0.006	< 0.006	< 0.006	< 0.006	< 0.02	< 0.02	< 0.02	< 0.02	< 0.02	< 0.020	< 0.0053	< 0.0053	< 0.0053	< 0.0053	< 0.020	< 0.020	< 0.020	< 0.020	< 0.02	< 0.02	< 0.02	< 0.02
Arsenic	mg/L	< 0.05	< 0.05	< 0.05	< 0.05	< 0.05	< 0.05	< 0.05	< 0.05	< 0.05	< 0.05	< 0.05	< 0.05	< 0.020	< 0.0046	< 0.0046	< 0.0046	< 0.0046	< 0.020	< 0.020	< 0.020	< 0.010	< 0.01	< 0.05	< 0.05	< 0.05
Barium	mg/L	**0.0306**	**0.475**	**0.835**	**0.584**	**0.576**	**0.669**	**0.838**	**0.777**	**0.642**	**0.132**	**0.692**	**0.668**	**0.93**	**0.73**	**0.28**	**0.92**	**0.89**	**0.94**	**0.82**	**0.67**	**0.38**	**0.69**	**0.820**	**0.704**	**0.743**
Beryllium	mg/L	< 0.004	< 0.004	< 0.004	< 0.004	< 0.004	< 0.004	< 0.004	< 0.01	< 0.01	< 0.01	< 0.01	< 0.01	< 0.0040	< 0.00020	< 0.00020	< 0.00020	**0.00020 J**	**0.00031 J**	< 0.0040	< 0.0040	< 0.0040	< 0.004	< 0.01	< 0.01	< 0.01
Cadmium	mg/L	< 0.005	< 0.005	< 0.005	< 0.005	< 0.005	< 0.005	< 0.005	< 0.005	< 0.005	< 0.005	< 0.005	< 0.005	< 0.0020	< 0.0020	< 0.0020	< 0.0020	< 0.0020	< 0.0050	< 0.0050	< 0.0050	< 0.0050	< 0.005	< 0.005	< 0.005	< 0.005
Chromium	mg/L	< 0.01	< 0.01	< 0.01	< 0.01	< 0.01	< 0.01	< 0.01	< 0.01	< 0.01	< 0.01	< 0.01	< 0.01	< 0.010	< 0.0012	< 0.0012	< 0.0012	**0.0028 J**	< 0.010	< 0.010	< 0.010	< 0.010	< 0.01	< 0.01	< 0.01	< 0.01
Copper	mg/L	< 0.01	< 0.01	< 0.01	< 0.01	< 0.01	< 0.01	< 0.01	< 0.01	< 0.01	< 0.01	< 0.01	< 0.01	< 0.020	< 0.0019	< 0.0019	< 0.0019	< 0.0019	**0.0038 J**	< 0.020	< 0.020	**0.0029 J**	< 0.02	< 0.01	< 0.01	< 0.01
Cyanide	mg/L	< 0.01	< 0.01	< 0.01	< 0.01	< 0.01	< 0.01	< 0.01	< 0.01	< 0.01	< 0.01	< 0.01	< 0.01	< 0.010	< 0.0050	< 0.0050	**0.027**	< 0.0050	< 0.010	< 0.010	< 0.010	< 0.010	< 0.01	< 0.01	< 0.01	< 0.01
Lead	mg/L	< 0.01	< 0.01	< 0.01	< 0.01	< 0.01	< 0.01	< 0.01	< 0.01	< 0.01	< 0.01	< 0.01	< 0.01	< 0.010	< 0.0040	**0.0043 J**	< 0.0040	< 0.0040	< 0.010	< 0.010	< 0.010	**0.0036 J**	< 0.005	< 0.01	< 0.01	< 0.01
Mercury	mg/L	< 0.0002	< 0.0002	< 0.0002	< 0.0002	< 0.0002	< 0.0002	< 0.0002	< 0.0002	< 0.00020	< 0.00020	< 0.00020	< 0.00020	< 0.00020	< 0.000091	< 0.000091	< 0.000091	< 0.000091	< 0.00020	< 0.00020	< 0.00020	< 0.00020	< 0.00020	< 0.00020	< 0.0002	< 0.0002
Nickel	mg/L	< 0.02	< 0.02	< 0.02	< 0.02	< 0.02	< 0.02	< 0.02	< 0.02	< 0.02	< 0.02	< 0.02	< 0.02	< 0.040	**0.0023 J**	< 0.0023	< 0.0023	< 0.0023	< 0.040	< 0.040	< 0.040	< 0.040	< 0.04	< 0.02	< 0.02	< 0.02
Selenium	mg/L	< 0.02	< 0.02	< 0.02	< 0.02	< 0.02	< 0.02	< 0.02	< 0.02	< 0.02	< 0.02	< 0.02	< 0.02	< 0.020	< 0.0064	< 0.0064	< 0.0064	< 0.0064	< 0.020	< 0.020	< 0.020	< 0.010	< 0.01	< 0.02	< 0.02	< 0.02
Thallium	mg/L	< 0.002	< 0.002	< 0.002	< 0.002	< 0.002	< 0.002	< 0.002	< 0.02	< 0.02	< 0.02	< 0.02	< 0.02	< 0.0010	< 0.00025	< 0.00025	< 0.00025	< 0.00025	< 0.0010	< 0.0010	< 0.0010	< 0.0010	< 0.001	< 1.00	< 1.00	< 1
Vanadium (fume or dust)	mg/L	< 0.01	< 0.01	< 0.01	< 0.01	< 0.01	< 0.01	< 0.01	< 0.01	< 0.01	< 0.01	< 0.01	< 0.01	< 0.010	< 0.0024	< 0.0024	< 0.0024	< 0.0024	< 0.010	< 0.010	< 0.010	< 0.010	< 0.01	< 0.01	< 0.01	< 0.01
Zinc	mg/L	< 0.02	< 0.02	< 0.02	< 0.02	< 0.02	< 0.02	< 0.02	< 0.02	< 0.02	< 0.02	< 0.02	< 0.02	< 0.020	< 0.0087	**0.0094 J**	< 0.0087	< 0.0087	< 0.020	< 0.020	< 0.020	< 0.020	< 0.02	< 0.02	< 0.02	< 0.02

Notes:
ISCO - *in-situ* chemical oxidation
** - Resampled in August 2007 for VOCs only

Data Qualifier Defintions:
-- - Not analyzed
B (Inorganics) - Estimated analyte concentration
D - Analyte concentration reported from secondary dilution
DB - Analyte concentration reported from secondary dilution; analyte detected in method blank
H - Holding time exceeded for sample
J - Estimated analyte concentration
JB (Organic) - Estimated analyte concentration; analyte detected in method blank
JM (Organic) - Estimated analyte concentration; spike sample recovery outside control limits
M (Organic) - Spike sample recovery outside control limits
N - Spike sample recovery outside of control limits
R - Sample data results rejected due to deficiencies in the ability to meet quality control standards
< - Analyte not detected at referenced detection limit
U - Analyte not detected at referenced detection limit
UJ - Analyte not detected; low method bias and/or matrix interference
UN - Analyte not detected; spiked sample recovery outside of control limits
UR - Analyte not detected; data rejected
UWN - Analyte not detected; post digestion spike and spike sample recovery outside control limits
Bold - Exceeds the laboratory detection limit

Appendix E-2
Summary of Historical Groundwater Sampling Data - Transition Zone and Bedrock Monitoring Wells
January 2001 through January 2019
Atlanta Gas Light Company
Former Manufactured Gas Plant Site
Augusta, Georgia

Chemical Name	Location ID	MW-319	MW-319	MW-319	MW-319	MW-319	MW-319	MW-319	MW-319	MW-319	MW-319	MW-319	MW-319	MW-319
	Sample Date	7/13/2006	1/12/2006	7/18/2005	1/17/2005	7/13/2004	1/20/2004	7/15/2003	1/21/2003	7/11/2002	1/17/2002	7/16/2001	7/01 DUP	1/16/2001
	Unit	Pre-Extraction												
Volatile Organic Compounds														
Acetone	µg/L	50 U	10 U	25 U	25 U	25 U	25 U	25 U	**15 J**	25 U	25 U	25 U	25 U	25 UJ
Benzene	µg/L	5 U	1.0 U	1.0 U	1.0 U	1.0 U	1.0 U	1.0 U	**0.12 J**	1.0 U	1.0 U	1.0 U	1.0 U	**0.33 J**
Carbon Disulfide	µg/L	5 U	1.0 U	1.0 U	1.0 U	1.0 U	1.0 U	1.0 U	1.0 U	1.0 U	1.0 U	1.0 U	1.0 U	1.0 U
Methylene Chloride	µg/L	5 U	1.0 U	5.0 U	5.0 U	5.0 U	5.0 U	5.0 U	5.0 U	**0.35 J**	5.0 U	5.0 U	5.0 U	5.0 U
Ethylbenzene	µg/L	5 U	1.0 U	1.0 U	1.0 U	1.0 U	1.0 U	1.0 U	**0.14 J**	1.0 U	1.0 U	1.0 U	1.0 U	**0.29 J**
Toluene	µg/L	5 U	1.0 U	1.0 U	1.0 U	1.0 U	1.0 U	1.0 U	1.0 U	1.0 U	1.0 U	1.0 U	1.0 U	1.0 U
Trichloroethylene	µg/L	5 U	1.0 U	1.0 U	1.0 U	1.0 U	1.0 U	1.0 U	1.0 U	1.0 U	1.0 U	1.0 U	1.0 U	1.0 U
Xylenes, total	µg/L	5 U	2.0 U	2.0 U	2.0 U	2.0 U	2.0 U	2.0 U	**0.49 J**	2.0 U	2.0 U	2.0 U	2.0 U	2.0 U
Semivolatile Organic Compounds														
2-Methylnaphthalene	µg/L	--	0.2 U	0.2 U	0.2 U	0.2 U	0.2 U	10 U	10 U	10 U	10 U	10 U	10 U	10 U
Acenaphthene	µg/L	10 U	0.2 U	0.2 U	0.2 U	0.2 U	0.2 U	10 U	10 U	10 U	10 U	10 U	10 U	10 U
Acenaphthylene	µg/L	10 U	0.2 U	0.2 U	0.2 U	0.2 U	0.2 U	10 U	10 U	10 U	10 U	10 U	10 U	10 U
Anthracene	µg/L	10 U	0.2 U	0.2 U	0.2 U	0.2 U	0.2 U	10 U	10 U	10 U	10 U	10 U	10 U	10 U
Benz(a)anthracene	µg/L	0.05 U	0.2 U	0.2 U	0.2 U	0.2 U	0.2 U	10 U	10 U	10 U	10 U	10 U	10 U	10 U
Benzo(a)pyrene	µg/L	0.05 U	0.2 U	0.2 U	0.2 U	0.2 U	0.2 U	10 U	10 U	10 U	10 U	10 U	10 U	10 U
Benzo(b)fluoranthene	µg/L	0.1 U	0.2 U	0.2 U	0.2 U	0.2 U	0.2 U	10 U	10 U	10 U	10 U	10 U	10 U	10 U
Benzo(g,h,i)perylene	µg/L	10 U	0.2 U	0.2 U	0.2 U	0.2 U	0.2 U	10 U	10 U	10 U	10 U	10 U	10 U	10 U
Benzo(k)fluoranthene	µg/L	10 U	0.2 U	0.2 U	0.2 U	0.2 U	0.2 U	10 U	10 U	10 U	10 U	10 U	10 U	10 U
Chrysene	µg/L	0.05 U	0.2 U	0.2 U	0.2 U	0.2 U	0.2 U	10 U	10 U	10 U	10 U	10 U	10 U	10 U
Dibenzo(a,h)anthracene	µg/L	0.1 U	0.2 U	0.2 U	0.2 U	0.2 U	0.2 U	10 U	10 U	10 U	10 U	10 U	10 U	10 U
Dibenzofuran	µg/L	--	1.0 U	0.2 U	0.2 U	0.2 U	0.2 U	10 U	10 U	10 U	10 U	10 U	10 U	10 U
Fluoranthene	µg/L	10 U	0.2 U	0.2 U	0.2 U	0.2 U	0.2 U	10 U	10 U	10 U	10 U	10 U	10 U	10 U
Fluorene	µg/L	10 U	0.2 U	0.2 U	0.2 U	0.2 U	0.2 U	10 U	10 U	10 U	10 U	10 U	10 U	10 U
Indeno(1,2,3-cd)pyrene	µg/L	0.05 U	0.2 U	0.2 U	0.2 U	0.2 U	0.2 U	10 U	10 U	10 U	10 U	10 U	10 U	10 U
Naphthalene	µg/L	10 U	0.2 U	0.2 U	0.2 U	0.2 U	0.2 U	10 U	10 U	10 U	10 U	10 U	10 U	10 U
Phenanthrene	µg/L	10 U	0.2 U	0.2 U	0.2 U	0.2 U	0.2 U	10 U	10 U	10 U	10 U	10 U	10 U	10 U
Pyrene	µg/L	10 U	0.2 U	0.2 U	0.2 U	0.2 U	0.2 U	10 UJ	10 U	10 U	10 U	10 U	10 U	10 U
Inorganic Compounds														
Aluminum (fume or dust)	mg/L	--	**1.72**	0.2 U	0.2 U	0.2 U	0.2 U	0.2 U	0.2 U	**0.071 B**	**0.2**	**0.05 B**	**0.057 B**	**0.031 J**
Antimony	mg/L	0.02 U	0.01 U	0.006 U	0.02 U	0.006 U	0.02 U	0.02 U	0.02 U	0.02 U	0.02 U	**0.0058 B**	0.02 U	**0.0065 J**
Arsenic	mg/L	0.05 U	0.01 U	0.01 U	0.01 U	0.01 U	0.01 U	0.01 U	0.01 U	0.01 U	**0.0037 B**	0.01 U	0.01 U	0.01 U
Barium	mg/L	**0.736**	**0.642**	**0.603**	**0.61**	**0.6**	**0.6**	**0.52**	**0.6**	**0.55**	**0.67**	**0.62**	**0.62**	**0.68**
Beryllium	mg/L	0.01 U	0.005 U	0.004 U	0.004 U	0.004 U	0.004 U	0.004 U	0.004 U	0.004 U	**0.00072 B**	0.004 U	0.004 U	0.00073 U
Cadmium	mg/L	0.005 U	0.002 U	0.005 U	0.005 U	0.005 U	0.005 U	0.005 UJ	0.005 U	0.005 U	0.005 U	0.005 U	0.005 U	0.005 U
Calcium metal	mg/L	--	**36.5**	**29.5**	**28**	**28**	**29**	**31**	**28**	**28**	**33**	**30**	**30**	**34**
Chromium	mg/L	0.01 U	0.005 UJ	0.01 U	0.01 U	0.01 U	0.01 U	0.01 UJ	0.01 U	0.01 U	**0.003 B**	0.01 U	0.01 U	0.01 U
Cobalt	mg/L	--	0.007 UJ	0.01 U	0.01 U	0.01 U	0.01 U	0.01 UJ	**0.0047 B**	**0.0042 B**	**0.0058 B**	**0.0053 B**	**0.0048 B**	**0.0058 J**
Copper	mg/L	0.01 U	0.025 U	0.02 U	0.02 U	0.02 U	0.02 U	0.02 U	**0.0019 B**	0.02 U	0.02 U	0.02 U	0.02 U	0.02 U
Cyanide	mg/L	0.01 U	0.01 UJ	0.01 U	0.01 U	0.01 U	0.01 U	0.015 U	0.01 U	0.01 U	0.01 U	0.01 U	0.01 U	0.01 U
Iron	mg/L	--	**4.23**	**4.03**	**4.1**	**3.8**	**4.3**	**3.8**	**4.3**	**3.5**	**5.3**	**4.4**	**4.3**	**4.7**
Lead	mg/L	0.01 U	0.003 U	0.005 U	0.005 U	0.005 U	0.005 U	0.005 UJ	0.005 U	0.005 U	0.005 U	0.005 U	0.005 U	0.0025 U
Magnesium	mg/L	--	**16.2**	**13.2**	**13**	**13**	**13**	**12**	**14**	**11**	**16**	**14**	**14**	**15**
Manganese	mg/L	--	**1.11**	**1.08**	**1.1**	**1.1**	**1.2**	**1.1**	**1.1**	**0.94**	**1.3 N**	**1.1**	**1.1**	**1.2**
Mercury	mg/L	0.0002 U	0.0002 UJ	0.0002 U	0.0002 U	0.0002 U	0.0002 U	0.0002 U	0.0002 U	0.0002 U	0.0002 U	0.0002 U	0.0002 U	0.00020 U
Nickel	mg/L	0.02 U	0.04 U	0.04 U	0.04 U	0.04 U	0.04 U	0.04 UJ	0.04 U	0.04 U	**0.0052 B**	0.04 U	0.04 U	**0.0055 J**
Potassium	mg/L	--	5 U	**3.68**	**3.4**	**3.4**	**3.4**	**3.2**	**3.1**	**3.5**	**3.6 N**	**3.7**	**3.6**	**4.3**
Selenium	mg/L	0.02 U	0.005 U	0.01 U	0.01 U	0.01 U	0.01 U	0.01 U	0.01 U	0.01 U	0.01 U	0.01 U	0.01 U	0.01 U
Sodium	mg/L	--	**14.9**	**14.8**	**13**	**14**	**13**	**14**	**14**	**14**	**14**	**15**	**14**	**15**
Thallium	mg/L	0.001 U	0.001 U	0.001 U	0.002 U	0.001 U	0.001 U	0.002 U	0.002 UW	0.002 UWN	0.002 U	0.002 U	0.002 U	0.002 U
Vanadium (fume or dust)	mg/L	0.01 U	0.007 U	0.01 U	0.01 U	0.01 U	0.01 U	0.01 UJ	0.01 U	0.01 U	0.01 U	0.01 U	0.01 U	0.01 U
Zinc	mg/L	0.02 U	0.02 U	0.02 U	0.02 U	0.02 U	0.02 U	**0.04**	**0.04**	0.02 U	0.02 U	0.02 U	0.02 U	0.02 U

Notes:
ISCO - *in-situ* chemical oxidation
** - Resampled in August 2007 for VOCs only

Data Qualifier Defintions:
-- - Not analyzed
B (Inorganics) - Estimated analyte concentration
D - Analyte concentration reported from secondary dilution
DB - Analyte concentration reported from secondary dilution; analyte detected in method blank
H - Holding time exceeded for sample
J - Estimated analyte concentration
JB (Organic) - Estimated analyte concentration; analyte detected in method blank
U - Analyte not detected at referenced detection limit
Bold = Exceeds the laboratory detection limit

Appendix E-2
Summary of Historical Groundwater Sampling Data - Transition Zone and Bedrock Monitoring Wells
January 2001 through January 2019
Atlanta Gas Light Company
Former Manufactured Gas Plant Site
Augusta, Georgia

Chemical Name	Location ID	MW-320	MW-320	MW-320	MW-320	MW-320	MW-320	MW-320	MW-320	MW-320	MW-320	MW-320	MW-320	MW-320	MW-320	MW-320	MW-320	MW-320	MW-320	MW-320	MW-320	MW-320	MW-320	MW-320	MW-320	MW-320
	Sample Date	1/24/2019	7/20/2018	1/25/2018	7/27/2017	1/27/2017	7/28/2016	1/21/2016	7/27/2015	1/12/2015	7/14/2014	1/6/2014	7/9/2013	1/8/2013	7/23/2012	1/16/2012	7/5/2011	1/17/2011	7/13/2010	1/5/2010	7/22/2009	01/14/2009	07/16/2008	1/9/2008	7/11/2007	2/14/2007
	Unit	Post-Extraction								During Extraction																
Volatile Organic Compounds																										
Acetone	µg/L	< 50	< 50	< 50	< 50	< 50	< 50	< 50	< 50	< 50	< 50	< 50	< 50	< 100	< 5.0	< 5.0	< 5.0	< 5.0	< 100	< 100	< 100	< 100	< 100	< 50	< 50	< 50
Benzene	µg/L	< 5.0	< 5.0	< 5.0	< 5.0	< 5.0	< 5.0	< 5.0	< 5.0	< 5	< 5.0	< 5.0	< 5.0	< 5.0	< 0.25	< 0.25	< 0.25	< 0.25	< 5.0	< 5.0	< 5.0	< 5.0	**0.54 J**	< 5.0	< 5	< 5
Carbon Disulfide	µg/L	< 5.0	< 5.0	< 5.0	< 5.0	< 5.0	< 5.0	< 5.0	< 5.0	< 5.0	< 5.0	< 5.0	< 5.0	< 5.0	< 0.60	< 0.60	< 0.60	< 0.60	< 5.0	< 5.0	< 5.0	< 5.0	< 5.0	< 5.0	< 5	< 5
Ethylbenzene	µg/L	< 5.0	< 5.0	< 5.0	< 5.0	< 5.0	< 5.0	< 5.0	< 5.0	< 5	< 5.0	< 5.0	< 5.0	< 5.0	< 0.11	< 0.11	< 0.11	< 0.11	< 5.0	< 5.0	< 5.0	< 5.0	**0.45 J**	< 5.0	< 5	< 5
Methylene Chloride	µg/L	< 5.0	< 5.0	< 5.0	< 5.0	< 5.0	< 5.0	< 5.0	< 5.0	< 5.0	< 5.0	< 5.0	< 5.0	< 5.0	< 1.0	< 1.0	< 1.0	< 1.0	< 5.0	< 5.0	< 5.0	< 5.0	< 5.0	< 5.0	< 5	< 5
Toluene	µg/L	< 5.0	< 5.0	< 5.0	< 5.0	< 5.0	< 5.0	< 5.0	< 5.0	< 5.0	< 5.0	< 5.0	< 5.0	< 5.0	< 0.33	< 0.33	< 0.33	< 0.33	< 5.0	< 5.0	< 5.0	< 5.0	< 5.0	< 5.0	< 5	< 5
Trichloroethylene	µg/L	< 5.0	< 5.0	< 5.0	< 5.0	< 5.0	< 5.0	< 5.0	< 5.0	< 5.0	< 5.0	< 5.0	< 5.0	< 5.0	< 0.13	< 0.13	< 0.13	< 0.13	< 5.0	< 5.0	< 5.0	**0.56 J**	< 5.0	< 5.0	< 5	< 5
Xylenes, total	µg/L	< 5.0	< 5.0	< 5.0	< 5.0	< 5.0	< 5.0	< 5.0	< 5.0	< 5.0	< 5.0	< 5.0	< 5.0	< 5.0	< 0.20	< 0.20	< 0.20	< 0.20	< 5.0	< 5.0	< 5.0	< 5.0	< 5.0	< 5.0	< 5	< 5
Semivolatile Organic Compounds																										
Acenaphthene	µg/L	< 0.5	< 0.5	< 0.5	< 0.5	< 0.5	< 0.5	< 0.5	< 0.5	< 0.5	< 0.50	< 0.50	< 0.50	< 0.20	< 0.095	< 0.11	< 0.11	< 0.11	< 0.20	< 0.19	< 0.19	< 0.20	< 0.19	< 10	< 10	< 10
Acenaphthylene	µg/L	< 1.0	< 1.0	< 1.0	< 1.0 UJ	< 1.0	< 1.0	< 1.0	< 1.0	< 1	< 1.0	< 1.0	< 1.0	< 0.20	< 0.095	< 0.11	< 0.11	< 0.11	< 0.20	< 0.19	< 0.19	< 0.20	< 0.19	< 10	< 10	< 10
Anthracene	µg/L	< 0.05	< 0.05	< 0.05	< 0.05	< 0.05	< 0.05	< 0.05	< 0.05	< 0.05	< 0.05	< 0.05	< 0.05	< 0.20	< 0.095	< 0.11	< 0.11	< 0.11	< 0.20	< 0.19	< 0.19	< 0.20	< 0.19	< 10	< 10	< 10
Benz(a)anthracene	µg/L	< 0.05	**0.12**	< 0.05	< 0.05	< 0.05	< 0.05	< 0.05	< 0.05	< 0.05	< 0.05	< 0.05	< 0.05	< 0.20	< 0.095	**0.12 J**	< 0.11	< 0.11	< 0.20	< 0.19	< 0.19	< 0.20	< 0.19	< 0.05	< 0.05	< 0.05
Benzo(a)pyrene	µg/L	< 0.05	**0.065**	< 0.05	< 0.05	< 0.05	< 0.05	< 0.05	< 0.05	< 0.05	< 0.05	**0.053**	< 0.05	< 0.20	< 0.095	**0.18 J**	< 0.11	< 0.11	< 0.20	< 0.19	< 0.19	< 0.20	< 0.19	< 0.05	< 0.05	< 0.05
Benzo(b)fluoranthene	µg/L	< 0.1	**0.13**	< 0.1	< 0.1	< 0.1	< 0.1	< 0.1	< 0.1	< 0.1	< 0.10	< 0.10	< 0.10	< 0.20	< 0.095	< 0.11	< 0.11	**0.13 J**	**0.10 J***	< 0.19	< 0.19	< 0.20	< 0.19	< 0.10	< 0.1	< 0.1
Benzo(g,h,i)perylene	µg/L	< 0.1 UJ	**0.13**	< 0.1	< 0.1	< 0.1	< 0.1	< 0.1	< 0.1	< 0.1	< 0.10	**0.12**	< 0.10	< 0.20	< 0.095	**0.15 J**	< 0.11	< 0.11	< 0.20	< 0.19	< 0.19	< 0.20	< 0.19	< 10	< 10	< 10
Benzo(k)fluoranthene	µg/L	< 0.05	**0.13**	< 0.05	< 0.05	< 0.05	< 0.05	< 0.05	< 0.05	< 0.05	< 0.05	**0.066**	< 0.05	< 0.20	< 0.095	**0.38**	< 0.11	**0.13 J**	< 0.20	< 0.19	< 0.19	< 0.20	< 0.19	< 10	< 10	< 10
Chrysene	µg/L	< 0.05	**0.16**	< 0.05	< 0.05	< 0.05	< 0.05	< 0.05	< 0.05	< 0.05	< 0.05	< 0.05	**0.051**	< 0.20	< 0.043	**0.23 B**	< 0.048	**0.086 J**	**0.12 J**	< 0.19	< 0.19	< 0.20	< 0.19	< 0.05	< 0.05	< 0.05
Dibenzo(a,h)anthracene	µg/L	< 0.1	**0.15**	< 0.1	< 0.1	< 0.1	< 0.1	< 0.1	< 0.1	< 0.1	< 0.10	**0.13**	< 0.10	< 0.20	< 0.095	< 0.11	< 0.11	< 0.11	< 0.20	< 0.19	< 0.19	< 0.20	< 0.19	< 0.10	< 0.1	< 0.1
Fluoranthene	µg/L	< 0.1	< 0.1	< 0.1	< 0.1	< 0.1	< 0.1	< 0.1	< 0.1	< 0.1	< 0.10	< 0.10	**0.12**	< 0.20	< 0.095	**0.43**	< 0.11	**0.17 J**	**0.22**	< 0.19	**0.36**	**0.022 J**	< 0.19	< 10	< 10	< 10
Fluorene	µg/L	< 0.1	< 0.1	< 0.1	< 0.1	< 0.1	< 0.1	< 0.1	< 0.1	< 0.1	< 0.10	< 0.10	< 0.10	< 0.20	< 0.095	< 0.11	< 0.11	< 0.11	< 0.20	< 0.19	< 0.19	< 0.20	< 0.19	< 10	< 10	< 10
Indeno(1,2,3-cd)pyrene	µg/L	< 0.05 UJ	**0.13**	< 0.05	< 0.05	< 0.05	< 0.05	< 0.05	< 0.05	< 0.05	< 0.05	**0.090**	< 0.05	< 0.20	< 0.095	**0.15 J**	< 0.11	< 0.11	< 0.20	< 0.19	< 0.19	< 0.20	< 0.19	< 0.05	< 0.05	< 0.05
Naphthalene	µg/L	< 0.5	< 0.5	< 0.5	< 0.5	< 0.5	< 0.5	< 0.5	< 0.5	**13**	< 0.50	< 0.50	< 0.50	< 0.20	< 0.095	< 0.11	**0.11 J**	11 J	< 0.20	< 0.19	< 0.19	**0.052 J**	0.33	< 10	< 10	< 10
Phenanthrene	µg/L	< 0.05	< 0.05	< 0.05	< 0.05	< 0.05	< 0.05	< 0.05	< 0.05	< 0.05	< 0.05	< 0.05	< 0.05	< 0.20	< 0.095	**0.11 J**	< 0.11	< 0.11	< 0.20	< 0.19	< 0.19	< 0.20	< 0.19	< 10	< 10	< 10
Pyrene	µg/L	< 0.05	**0.054**	< 0.05	< 0.05	**0.051**	< 0.05	< 0.05	< 0.05	< 0.05	< 0.05	< 0.05	**0.081**	< 0.20	< 0.095	**0.30**	< 0.11	**0.14 J**	**0.17 J**	< 0.19	**0.26**	< 0.20	< 0.19	< 10	< 10	< 10
Inorganic Compounds																										
Antimony	mg/L	< 0.006	< 0.006	< 0.006	< 0.006	< 0.006	< 0.006	< 0.006	< 0.02	< 0.02	< 0.02	< 0.02	< 0.02	< 0.020	< 0.0053	< 0.0053	< 0.0053	< 0.0053	< 0.020	< 0.020	< 0.020	< 0.020	< 0.02	< 0.02	< 0.02	< 0.02
Arsenic	mg/L	< 0.05	< 0.05	< 0.05	< 0.05	< 0.05	< 0.05	< 0.05	< 0.05	< 0.05	< 0.05	< 0.05	< 0.05	< 0.020	< 0.0046	< 0.0046	< 0.0046	< 0.0046	< 0.020	< 0.020	< 0.020	< 0.010	< 0.01	< 0.05	< 0.05	< 0.05
Barium	mg/L	**0.0166**	**0.229**	**0.0136**	**0.249**	**0.238**	**0.25**	**0.281**	**0.267**	**0.0287**	**0.268**	**0.264**	**0.267**	**0.096**	**0.26**	**0.29**	**0.076**	**0.25**	**0.097**	**0.097**	**0.27**	**0.22**	**0.27**	**0.284**	**0.240**	**0.278**
Beryllium	mg/L	< 0.004	< 0.004	< 0.004	< 0.004	< 0.004	< 0.004	< 0.004	< 0.01	< 0.01	< 0.01	< 0.01	< 0.01	< 0.0040	< 0.00020	< 0.00020	< 0.00020	< 0.00020	< 0.0040	< 0.0040	< 0.0040	< 0.0040	< 0.004	< 0.01	< 0.01	< 0.01
Cadmium	mg/L	< 0.005	< 0.005	< 0.005	< 0.005	< 0.005	< 0.005	< 0.005	< 0.005	< 0.005	< 0.005	< 0.005	< 0.005	< 0.0050	< 0.0020	< 0.0020	< 0.0020	< 0.0020	< 0.0050	< 0.0050	< 0.0050	< 0.0050	< 0.005	< 0.005	< 0.005	< 0.005
Chromium	mg/L	< 0.01	< 0.01	< 0.01	< 0.01	< 0.01	< 0.01	< 0.01	< 0.01	< 0.01	< 0.01	< 0.01	< 0.01	< 0.010	< 0.0012	< 0.0012	< 0.0012	**0.0013 J**	< 0.010	< 0.010	< 0.010	< 0.010	< 0.01	< 0.01	< 0.01	< 0.01
Copper	mg/L	< 0.01	< 0.01	< 0.01	< 0.01	< 0.01	< 0.01	< 0.01	< 0.01	< 0.01	< 0.01	< 0.01	< 0.01	< 0.020	< 0.0019	< 0.0019	< 0.0019	< 0.0019	< 0.020	< 0.020	< 0.020	< 0.020	< 0.02	< 0.01	< 0.01	< 0.01
Cyanide	mg/L	< 0.01	< 0.01	< 0.01	< 0.01	< 0.01	< 0.01	< 0.01	< 0.01	< 0.01	< 0.01	< 0.01	< 0.01	< 0.010	< 0.0050	< 0.0050	**0.013**	< 0.0050	< 0.010	< 0.010	< 0.010	< 0.010	< 0.01	< 0.01	< 0.01	< 0.01
Lead	mg/L	< 0.01	< 0.01	< 0.01	< 0.01	< 0.01	< 0.01	< 0.01	< 0.01	< 0.01	< 0.01	< 0.01	< 0.01	< 0.010	< 0.0040	< 0.0040	< 0.0040	< 0.0040	< 0.010	< 0.010	< 0.010	< 0.0050	< 0.005	< 0.01	< 0.01	< 0.01
Mercury	mg/L	< 0.0002	< 0.0002	< 0.0002	< 0.0002	< 0.0002	< 0.0002	< 0.0002	< 0.0002	< 0.00020	< 0.00020	< 0.00020	< 0.00020	< 0.00020	< 0.000091	< 0.000091	< 0.000091	< 0.000091	< 0.00020	< 0.00020	< 0.00020	< 0.00020	< 0.00020	< 0.00020	< 0.0002	< 0.0002
Nickel	mg/L	< 0.02	< 0.02	< 0.02	< 0.02	< 0.02	< 0.02	< 0.02	< 0.02	< 0.02	< 0.02	< 0.02	< 0.02	< 0.040	< 0.0023	< 0.0023	< 0.0023	< 0.0023	< 0.040	< 0.040	< 0.040	**0.0018 J**	**0.0018 J**	< 0.02	< 0.02	< 0.02
Selenium	mg/L	< 0.02	< 0.02	< 0.02	< 0.02	< 0.02	< 0.02	< 0.02	< 0.02	< 0.02	< 0.02	< 0.02	< 0.02	< 0.020	< 0.0064	< 0.0064	< 0.0064	< 0.0064	< 0.020	< 0.020	< 0.020	< 0.010	< 0.01	< 0.02	< 0.02	< 0.02
Thallium	mg/L	< 0.002	< 0.002	< 0.002	< 0.002	< 0.002	< 0.002	< 0.002	< 0.02	< 0.02	< 0.02	< 0.02	< 0.02	< 0.0010	< 0.00025	< 0.00025	< 0.00025	< 0.00025	< 0.0010	< 0.0010	< 0.0010	< 0.0010	< 0.001	< 1.00	< 1.00	< 1
Vanadium (fume or dust)	mg/L	< 0.01	< 0.01	< 0.01	< 0.01	< 0.01	< 0.01	< 0.01	< 0.01	< 0.01	< 0.01	< 0.01	< 0.01	< 0.010	< 0.0024	< 0.0024	< 0.0024	< 0.0024	< 0.010	< 0.010	< 0.010	< 0.010	< 0.01	< 0.01	< 0.01	< 0.01
Zinc	mg/L	< 0.02	< 0.02	< 0.02	< 0.02	< 0.02	< 0.02	< 0.02	< 0.02	< 0.02	< 0.02	< 0.02	< 0.02	< 0.020	< 0.0087	< 0.0087	< 0.0087	< 0.0087	< 0.020	< 0.020	< 0.020	< 0.020	< 0.02	< 0.02	< 0.02	< 0.02

Notes:
ISCO - *in-situ* chemical oxidation
** - Resampled in August 2007 for VOCs only

Data Qualifier Defintions:
-- - Not analyzed
B (Inorganics) - Estimated analyte concentration
D - Analyte concentration reported from secondary dilution
DB - Analyte concentration reported from secondary dilution; analyte detected in method blank
H - Holding time exceeded for sample
J - Estimated analyte concentration
JB (Organic) - Estimated analyte concentration; analyte detected in method blank
JM (Organic) - Estimated analyte concentration; spike sample recovery outside control limits
M (Organic) - Spike sample recovery outside control limits
N - Spike sample recovery outside of control limits
R - Sample data results rejected due to deficiencies in the ability to meet quality control standards
< - Analyte not detected at referenced detection limit
U - Analyte not detected at referenced detection limit
UJ - Analyte not detected; low method bias and/or matrix interference
UN - Analyte not detected; spiked sample recovery outside of control limits
UR - Analyte not detected; data rejected
UWN - Analyte not detected; post digestion spike and spike sample recovery outside control limits
Bold - Exceeds the laboratory detection limit

Appendix E-2
Summary of Historical Groundwater Sampling Data - Transition Zone and Bedrock Monitoring Wells
January 2001 through January 2019
Atlanta Gas Light Company
Former Manufactured Gas Plant Site
Augusta, Georgia

Chemical Name	Location ID	MW-320	MW-320	MW-320	MW-320	MW-320	MW-320	MW-320	MW-320	MW-320	MW-320	MW-320	MW-320
	Sample Date	7/13/2006	1/11/2006	7/20/2005	1/18/2005	7/13/2004	1/20/2004	7/15/2003	1/21/2003	7/11/2002	1/18/2002	7/16/2001	1/17/2001
	Unit	Pre-Extraction											
Volatile Organic Compounds													
Acetone	µg/L	50 U	10 U	25 U	25 U	25 U	25 U	25 U	25 U	25 U	25 U	25 U	25 UJ
Benzene	µg/L	5 U	1.0 U	1.0 U	1.0 U	1.0 U	1.0 U	1.0 U	1.0 U	1.0 U	1.0 U	1.0 U	1.0 U
Carbon Disulfide	µg/L	5 U	1.0 U	1.0 U	1.0 U	1.0 U	1.0 U	1.0 U	1.0 U	1.0 U	1.0 U	1.0 U	1.0 U
Ethylbenzene	µg/L	5 U	1.0 U	1.0 U	1.0 U	1.0 U	1.0 U	1.0 U	1.0 U	1.0 U	1.0 U	1.0 U	1.0 U
Methylene Chloride	µg/L	5 U	1.0 U	5.0 U	5.0 U	5.0 U	5.0 U	5.0 U	5.0 U	5.0 U	5.0 U	5.0 U	5.0 U
Toluene	µg/L	5 U	1.0 U	1.0 U	1.0 U	1.0 U	1.0 U	1.0 U	1.0 U	1.0 U	1.0 U	1.0 U	1.0 U
Trichloroethylene	µg/L	5 U	1.0 U	1.0 U	1.0 U	1.0 U	1.0 U	1.0 U	1.0 U	1.0 U	1.0 U	1.0 U	1.0 U
Xylenes, total	µg/L	5 U	2.0 U	2.0 U	2.0 U	2.0 U	2.0 U	2.0 U	2.0 U	2.0 U	2.0 U	2.0 U	2.0 U
Semivolatile Organic Compounds													
2-Methylnaphthalene	µg/L	--	0.2 U	0.2 U	0.2 U	0.2 U	0.2 U	10 U	10 U	10 U	10 U	10 U	10 U
Acenaphthene	µg/L	10 U	0.2 U	0.2 U	0.2 U	0.2 U	0.2 U	10 U	10 U	10 U	10 U	10 U	10 U
Acenaphthylene	µg/L	10 U	0.2 U	0.2 U	0.2 U	0.2 U	0.2 U	10 U	10 U	10 U	10 U	10 U	10 U
Anthracene	µg/L	10 U	0.2 U	0.2 U	0.2 U	0.2 U	0.2 U	10 U	10 U	10 U	10 U	10 U	10 U
Benz(a)anthracene	µg/L	0.05 U	0.2 U	0.2 U	0.2 U	0.2 U	0.2 U	10 U	10 U	10 U	10 U	10 U	10 U
Benzo(a)pyrene	µg/L	0.05 U	0.2 U	0.2 U	0.2 U	0.2 U	0.2 U	10 U	10 U	10 U	10 U	10 U	10 U
Benzo(b)fluoranthene	µg/L	0.1 U	0.2 U	0.2 U	0.2 U	0.2 U	0.2 U	10 U	10 U	10 U	10 U	10 U	10 U
Benzo(g,h,i)perylene	µg/L	10 U	0.2 U	0.2 U	0.2 U	0.2 U	0.2 U	10 U	10 U	10 U	10 U	10 U	10 U
Benzo(k)fluoranthene	µg/L	10 U	0.2 U	0.2 U	0.2 U	0.2 U	0.2 U	10 U	10 U	10 U	10 U	10 U	10 U
Chrysene	µg/L	0.05 U	0.2 U	0.2 U	0.2 U	0.2 U	0.2 U	10 U	10 U	10 U	10 U	10 U	10 U
Dibenzo(a,h)anthracene	µg/L	0.1 U	0.2 U	0.2 U	0.2 U	0.2 U	0.2 U	10 U	10 U	10 U	10 U	10 U	10 U
Dibenzofuran	µg/L	--	1.0 U	0.2 U	0.2 U	0.2 U	0.2 U	10 U	10 U	10 U	10 U	10 U	10 U
Fluoranthene	µg/L	10 U	0.2 U	0.2 U	0.2 U	0.2 U	0.2 U	10 U	10 U	10 U	10 U	10 U	10 U
Fluorene	µg/L	10 U	0.2 U	0.2 U	0.2 U	0.2 U	0.2 U	10 U	10 U	10 U	10 U	10 U	10 U
Indeno(1,2,3-cd)pyrene	µg/L	0.05 U	0.2 U	0.2 U	0.2 U	0.2 U	0.2 U	10 U	10 U	10 U	10 U	10 U	10 U
Naphthalene	µg/L	10 U	0.2 U	0.2 U	0.2 U	0.2 U	0.2 U	10 U	10 U	10 U	10 U	10 U	10 U
Phenanthrene	µg/L	10 U	0.2 U	0.2 U	0.2 U	0.2 U	0.2 U	10 U	10 U	10 U	10 U	10 U	10 U
Pyrene	µg/L	10 U	0.2 U	0.2 U	0.2 U	0.2 U	0.2 U	10 UJ	10 U	10 U	10 U	10 U	10 U
Inorganic Compounds													
Aluminum (fume or dust)	mg/L	--	**0.626**	0.2 U	0.2 U	0.2 U	0.2 U	0.2 U	0.2 U	0.2 U	0.2 U	**0.034 B**	**0.031 J**
Antimony	mg/L	0.02 U	0.01 U	0.006 U	0.02 U	0.006 U	0.02 U	0.02 U	0.02 U	0.02 U	0.02 U	0.02 U	0.02 U
Arsenic	mg/L	0.05 U	0.01 U	0.01 U	0.01 U	0.01 U	0.01 U	0.01 U	0.01 U	0.01 U	0.01 U	0.01 U	0.01 U
Barium	mg/L	**0.273**	**0.237**	**0.23**	**0.25**	**0.26**	**0.25**	**0.23**	**0.18**	**0.26**	**0.26**	**0.24**	**0.25**
Beryllium	mg/L	0.01 U	0.005 U	0.004 U	0.004 U	0.004 U	0.004 U	0.004 U	0.004 U	0.004 U	0.004 U	0.004 U	0.004 U
Cadmium	mg/L	0.005 U	0.002 U	0.005 U	0.005 U	0.005 U	0.005 U	0.005 UJ	0.005 U	0.005 U	0.005 U	0.005 U	0.005 U
Calcium metal	mg/L	--	**19.9**	**19.7**	**19**	**19**	**19**	**18**	**22**	**19**	**19**	**18**	**19**
Chromium	mg/L	0.01 U	0.005 U	0.01 U	0.01 U	0.01 U	0.01 U	0.01 UJ	0.01 U	0.01 U	0.01 U	0.01 U	0.01 U
Cobalt	mg/L	--	0.007 U	0.01 U	0.01 U	0.01 U	0.01 U	0.01 UJ	0.01 U	0.01 U	**0.0015 B**	**0.0019 B**	**0.0017 J**
Copper	mg/L	0.01 U	0.025 U	0.02 U	0.02 U	0.02 U	0.02 U	0.02 U	**0.0018 B**	0.02 U	**0.0013 B**	0.02 U	0.02 U
Cyanide	mg/L	0.01 U	0.01 U	0.01 U	0.1 U	0.01 U	0.01 U	0.015 U	0.01 U	0.01 U	0.01 U	0.01 U	0.01 U
Iron	mg/L	--	**1.71**	**1.78**	**1.7**	**1.7**	**1.8**	**1.7**	**0.097**	**1.8**	**1.8**	**1.7**	**1.8**
Lead	mg/L	0.01 U	0.003 U	0.005 U	0.005 U	0.005 U	0.005 U	0.005 UJ	0.005 U	0.005 U	0.005 U	0.005 U	0.0024 U
Magnesium	mg/L	--	**10.8**	**11.3**	**11**	**11**	**11**	**11**	**11**	**11**	**11**	**11**	**11**
Manganese	mg/L	--	**1.15**	**1.1**	**1.2**	**1.2**	**1.2**	**1.2**	**0.0094 B**	**1.2**	**1.1**	**1.1**	**1.2**
Mercury	mg/L	0.0002 U	0.0002 U	0.0002 U	0.0002 U	0.0002 U	0.0002 U	0.0002 U	0.0002 U	0.0002 U	0.0002 U	0.0002 U	0.00020 U
Nickel	mg/L	0.02 U	0.04 U	0.04 U	0.04 U	0.04 U	0.04 U	0.04 UJ	0.04 U	0.04 U	0.04 U	0.04 U	0.04 U
Potassium	mg/L	--	5 U	**2.62**	**2.8**	**2.8**	**2.8**	**2.6**	**3.6**	**2.8**	**2.7**	**2.6**	**2.9**
Selenium	mg/L	0.02 U	0.005 U	0.01 U	0.01 U	0.01 U	0.01 U	0.01 U	0.01 U	0.01 U	0.01 U	0.01 U	0.0043 UJ
Sodium	mg/L	--	**9.84**	**10.8**	**9.7**	**10**	**9.8**	**11**	**11**	**10**	**10**	**9.8**	**9.9**
Thallium	mg/L	0.001 U	0.001 U	0.001 U	0.002 U	0.001 U	0.001 U	0.002 U	0.002 UW	0.002 UN	0.002 UW	0.002 U	0.002 U
Vanadium (fume or dust)	mg/L	0.01 U	0.007 U	0.01 U	0.01 U	0.01 U	0.01 U	0.01 UJ	0.01 U	0.01 U	0.01 U	0.01 U	0.01 U
Zinc	mg/L	0.02 U	0.02 U	0.02 U	0.02 U	0.02 U	0.02 U	**0.03**	**0.019 B**	0.02 U	0.02 U	0.02 U	0.02 U

Notes:
ISCO - *in-situ* chemical oxidation
** - Resampled in August 2007 for VOCs only

Data Qualifier Defintions:
-- - Not analyzed
B (Inorganics) - Estimated analyte concentration
D - Analyte concentration reported from secondary dilution
DB - Analyte concentration reported from secondary dilution; analyte detected in method blank
H - Holding time exceeded for sample
J - Estimated analyte concentration
JB (Organic) - Estimated analyte concentration; analyte detected in method blank
JM (Organic) - Estimated analyte concentration; spike sample recovery outside control limits
M (Organic) - Spike sample recovery outside control limits
N - Spike sample recovery outside of control limits
R - Sample data results rejected due to deficiencies in the ability to meet quality control standards
< - Analyte not detected at referenced detection limit
U - Analyte not detected at referenced detection limit
UJ - Analyte not detected; low method bias and/or matrix interference
UN - Analyte not detected; spiked sample recovery outside of control limits
UR - Analyte not detected; data rejected
UWN - Analyte not detected; post digestion spike and spike sample recovery outside control limits
Bold - Exceeds the laboratory detection limit

Appendix E-2
Summary of Historical Groundwater Sampling Data - Transition Zone and Bedrock Monitoring Wells
January 2001 through January 2019
Atlanta Gas Light Company
Former Manufactured Gas Plant Site
Augusta, Georgia

Chemical Name	Location ID	MW-325	MW-325	MW-325	MW-325	MW-325	MW-325	MW-325	MW-325	MW-325	MW-325	MW-325	MW-325	MW-325	MW-325	MW-325	MW-325	MW-325	MW-325	MW-325	MW-325	MW-325	MW-325	MW-325	MW-325	MW-325
	Sample Date	1/24/2019	7/19/2018	1/25/2018	7/26/2017	1/25/2017	7/28/2016	1/20/2016	7/28/2015	1/13/2015	7/14/2014	1/6/2014	7/9/2013	1/8/2013	7/23/2012	1/16/2012	7/5/2011	1/18/2011	7/13/2010	1/6/2010	7/21/2009	1/14/2009	7/17/2008	1/9/2008	7/11/2007	2/15/2007
	Unit	Post-Extraction								During Extraction																
Volatile Organic Compounds																										
Acetone	µg/L	< 50	< 50	< 50	< 50	< 50	< 50	< 50	< 50	< 50	< 50	< 50	< 50	< 100	< 5.0	< 5.0	< 5.0	< 5.0	< 100 U	< 100	< 100	< 100	**120**	< 50	< 50	< 50
Benzene	µg/L	< 5.0	< 5.0	< 5.0	< 5.0	< 5.0	< 5.0	< 5.0	< 5.0	< 5.0	< 5.0	< 5.0	< 5.0	< 5.0	< 0.25	< 0.25	< 0.25	**0.36 J**	< 5.0 U	< 5.0	< 5.0	< 5.0	< 5.0	< 5.0	< 5	**3,700**
Carbon Disulfide	µg/L	< 5.0	< 5.0	< 5.0	< 5.0	< 5.0	< 5.0	< 5.0	< 5.0	< 5.0	< 5.0	< 5.0	< 5.0	< 5.0	< 0.60	< 0.60	< 0.60	< 0.60	< 5.0 U	< 5.0	< 5.0	< 5.0	< 5.0	< 5.0	< 5	< 5
Ethylbenzene	µg/L	< 5.0	< 5.0	< 5.0	< 5.0	< 5.0	< 5.0	< 5.0	< 5.0	< 5.0	< 5.0	< 5.0	< 5.0	< 5.0	< 0.11	< 0.11	< 0.11	< 0.11	< 5.0 U	< 5.0	< 5.0	< 5.0	< 5.0	< 5.0	< 5	**440**
Methylene Chloride	µg/L	< 5.0	< 5.0	< 5.0	< 5.0	< 5.0	< 5.0	< 5.0	< 5.0	< 5.0	< 5.0	< 5.0	< 5.0	< 5.0	< 1.0	< 1.0	< 1.0	< 1.0	< 5.0 U	< 5.0	< 5.0	< 5.0	< 5.0	< 5.0	< 5	< 5
Toluene	µg/L	< 5.0	< 5.0	< 5.0	< 5.0	< 5.0	< 5.0	< 5.0	< 5.0	< 5.0	< 5.0	< 5.0	< 5.0	< 5.0	< 0.33	< 0.33	< 0.33	< 0.33	**0.49 J**	< 5.0	< 5.0	< 5.0	< 5.0	< 5.0	< 5	**24**
Trichloroethylene	µg/L	< 5.0	< 5.0	< 5.0	< 5.0	< 5.0	< 5.0	< 5.0	< 5.0	< 5.0	< 5.0	< 5.0	< 5.0	< 5.0	< 0.13	< 0.13	< 0.13	< 0.13	< 5.0 U	< 5.0	< 5.0	< 5.0	< 5.0	< 5.0	< 5	< 5
Xylenes, total	µg/L	< 5.0	< 5.0	< 5.0	< 5.0	< 5.0	< 5.0	< 5.0	< 5.0	< 5.0	< 5.0	< 5.0	< 5.0	< 5.0	< 0.20	< 0.20	< 0.20	< 0.20	**0.31 J**	< 5.0	< 5.0	< 5.0	< 5.0	< 5.0	< 5	**140**
Semivolatile Organic Compounds																										
Acenaphthene	µg/L	< 0.5	< 0.5	< 0.5	< 0.5	< 0.5	< 0.5	< 0.5	< 0.5	< 0.50	< 0.50	< 0.50	< 0.50	< 0.19	< 0.096	< 0.10	< 0.11	< 0.11	< 0.19	< 0.19	< 0.19	< 0.19	< 0.19	< 10	< 10	**36**
Acenaphthylene	µg/L	< 1.0	< 1.0	< 1.0	< 1.0	< 1.0	< 1.0	< 1.0	< 1.0	< 1.0	< 1.0	< 1.0	< 1.0	< 0.19	< 0.096	< 0.10	< 0.11	< 0.11	< 0.19	< 0.19	< 0.19	< 0.19	< 0.19	< 10	< 10	< 10
Anthracene	µg/L	< 0.05	< 0.05	< 0.05	< 0.05	**0.062**	< 0.05	< 0.05	< 0.05	< 0.05	< 0.05	< 0.05	< 0.05	< 0.19	< 0.096	< 0.10	< 0.11	< 0.11	< 0.19	< 0.19	< 0.19	< 0.19	< 0.19	< 10	< 10	< 10
Benz(a)anthracene	µg/L	< 0.05	**0.2 J**	< 0.05	< 0.05	< 0.05	< 0.05	< 0.05	< 0.05	< 0.05	< 0.05	< 0.05	< 0.05	< 0.19	< 0.096	< 0.10	< 0.11	< 0.11	< 0.19	< 0.19	< 0.19	< 0.19	< 0.19	< 0.05	< 0.05	< 0.05
Benzo(a)pyrene	µg/L	< 0.05	**0.16 J**	< 0.05	< 0.05	< 0.05	< 0.05	< 0.05	< 0.05	< 0.05	< 0.05	< 0.05	< 0.05	< 0.19	< 0.096	< 0.10	< 0.11	< 0.11	< 0.19	< 0.19	< 0.19	< 0.19	< 0.19	< 0.05	< 0.05	< 0.05
Benzo(b)fluoranthene	µg/L	< 0.1	**0.15 J**	< 0.1	< 0.1	< 0.1	< 0.1	< 0.1	< 0.1	< 0.10	< 0.10	< 0.10	< 0.10	< 0.19	< 0.096	< 0.10	< 0.11	< 0.11	< 0.19	< 0.19	< 0.19	< 0.19	< 0.19	< 0.10	< 0.1	< 0.1
Benzo(g,h,i)perylene	µg/L	< 0.1	**0.17 J**	< 0.1	< 0.1	< 0.1	< 0.1	< 0.1	< 0.1	< 0.1	< 0.10	< 0.10	< 0.10	< 0.19	< 0.096	< 0.10	< 0.11	< 0.11	< 0.19	< 0.19	< 0.19	< 0.19	< 0.19	< 10	< 10	< 10
Benzo(k)fluoranthene	µg/L	< 0.05	**0.32 J**	< 0.05	< 0.05	< 0.05	< 0.05	< 0.05	< 0.05	< 0.05	< 0.05	< 0.05	< 0.05	< 0.19	< 0.096	< 0.10	< 0.11	< 0.11	< 0.19	< 0.19	< 0.19	< 0.19	< 0.19	< 10	< 10	< 10
Chrysene	µg/L	< 0.05	**0.4 J**	< 0.05	< 0.05	< 0.05	< 0.05	< 0.05	< 0.05	< 0.05	< 0.05	< 0.05	< 0.05	< 0.19	< 0.043	< 0.045	< 0.050	< 0.049	< 0.19	< 0.19	< 0.19	< 0.19	< 0.19	< 0.05	< 0.05	< 0.05
Dibenzo(a,h)anthracene	µg/L	< 0.1	**0.17 J**	< 0.1	< 0.1	< 0.1	< 0.1	< 0.1	< 0.1	< 0.10	< 0.10	< 0.10	< 0.10	< 0.19	< 0.096	< 0.10	< 0.11	< 0.11	< 0.19	< 0.19	< 0.19	< 0.19	< 0.19	< 0.10	< 0.1	< 0.1
Fluoranthene	µg/L	< 0.1	< 0.1	< 0.1	< 0.1	< 0.1	< 0.1	< 0.1	< 0.1	< 0.1	< 0.10	< 0.10	< 0.10	< 0.19	< 0.096	< 0.10	< 0.11	< 0.11	< 0.19	< 0.19	< 0.19	< 0.19	< 0.19	< 10	< 10	< 10
Fluorene	µg/L	< 0.1	< 0.1	< 0.1	< 0.1	**0.15**	< 0.1	< 0.1	< 0.1	< 0.10	< 0.10	< 0.10	< 0.10	< 0.19	< 0.096	< 0.10	< 0.11	< 0.11	< 0.19	< 0.19	< 0.19	< 0.19	< 0.19	< 10	< 10	< 10
Indeno(1,2,3-cd)pyrene	µg/L	< 0.05	**0.19 J**	< 0.05	< 0.05	< 0.05	< 0.05	< 0.05	< 0.05	< 0.05	< 0.05	< 0.05	< 0.05	< 0.19	< 0.096	< 0.10	< 0.11	< 0.11	< 0.19	< 0.19	< 0.19	< 0.19	< 0.19	< 0.05	< 0.05	< 0.05
Naphthalene	µg/L	< 0.5	< 0.5	< 0.5	< 0.5	< 0.5	< 0.5	< 0.5	**0.76**	< 0.5	< 0.50	< 0.50	< 0.50	< 0.19	< 0.096	< 0.10	< 0.11	11 J	< 0.19	< 0.19	< 0.19	**0.058 J**	< 0.19	< 10	< 10	**760**
Phenanthrene	µg/L	< 0.05	< 0.05	< 0.05	< 0.05	**0.085**	< 0.05	**0.06**	< 0.05	< 0.05	< 0.05	< 0.05	< 0.05	< 0.19	< 0.096	< 0.10	< 0.11	< 0.11	< 0.19	< 0.19	< 0.19	< 0.19	< 0.19	< 10	< 10	< 10
Pyrene	µg/L	< 0.05	**0.061 J**	< 0.05	< 0.05	< 0.05	< 0.05	< 0.05	< 0.05	< 0.05	< 0.05	< 0.05	< 0.05	< 0.19	< 0.096	< 0.10	< 0.11	< 0.11	< 0.19	< 0.19	< 0.19	< 0.19	< 0.19	< 10	< 10	< 10
Inorganic Compounds																										
Antimony	mg/L	< 0.006	< 0.006	< 0.006	< 0.006	< 0.006	< 0.006	< 0.006	< 0.02	< 0.02	< 0.02	< 0.02	< 0.02	< 0.020	< 0.0053	< 0.0053	< 0.0053	< 0.0053	< 0.020	< 0.020	< 0.020	< 0.020	< 0.02	< 0.02	< 0.02	< 0.02
Arsenic	mg/L	< 0.05	< 0.05	< 0.05	< 0.05	< 0.05	< 0.05	< 0.05	< 0.05	< 0.05	< 0.05	< 0.05	< 0.05	< 0.020	< 0.0046	**0.0047 J**	< 0.0046	**0.0047 J**	< 0.020	< 0.020	< 0.020	< 0.010	< 0.01	< 0.05	< 0.05	< 0.05
Barium	mg/L	**0.102**	**0.106**	**0.105**	**0.106**	**0.0948**	**0.0947**	**0.0994**	**0.0691**	**0.0553**	**0.0744**	**0.0326**	**0.0284**	**0.026**	**0.022**	**0.025**	**0.027**	**0.023**	**0.022**	**0.033**	**0.025**	**0.025**	**0.03**	**0.0413**	**0.0571**	**0.181**
Beryllium	mg/L	< 0.004	< 0.004	< 0.004	< 0.004	< 0.004	< 0.004	< 0.004	< 0.01	< 0.01	< 0.01	< 0.01	< 0.01	< 0.0040	< 0.00020	< 0.00020	< 0.00020	< 0.00020	< 0.0040	< 0.0040	< 0.0040	< 0.0040	< 0.004	< 0.01	< 0.01	< 0.01
Cadmium	mg/L	< 0.005	< 0.005	< 0.005	< 0.005	< 0.005	< 0.005	< 0.005	**0.0122**	**0.009**	< 0.005	< 0.005	< 0.005	< 0.0050	< 0.0020	< 0.0020	< 0.0020	< 0.0020	< 0.0050	< 0.0050	< 0.0050	**0.00093 J**	< 0.005	< 0.005	< 0.005	< 0.005
Chromium	mg/L	< 0.01	< 0.01	< 0.01	< 0.01	< 0.01	< 0.01	< 0.01	< 0.01	< 0.01	< 0.01	< 0.01	< 0.01	< 0.010	< 0.0012	< 0.0012	< 0.0012	< 0.0012	< 0.010	< 0.010	< 0.010	< 0.010	< 0.01	< 0.01	< 0.01	< 0.01
Copper	mg/L	< 0.01	< 0.01	< 0.01	< 0.01	< 0.01	< 0.01	< 0.01	< 0.01	< 0.01	< 0.01	< 0.01	< 0.01	< 0.020	< 0.0019	< 0.0019	< 0.0019	< 0.0019	< 0.020	< 0.020	< 0.020	**0.0023 J**	< 0.02	< 0.01	< 0.01	< 0.01
Cyanide	mg/L	< 0.01	< 0.01	< 0.01	< 0.01	< 0.01	< 0.01	< 0.01	< 0.01	< 0.01	< 0.01	< 0.01	< 0.01	< 0.010	< 0.0050	< 0.0050	**0.0083 J**	< 0.0050	< 0.010	< 0.010	< 0.010	< 0.010	< 0.01	< 0.01	< 0.01	< 0.01
Lead	mg/L	< 0.01	< 0.01	< 0.01	< 0.01	< 0.01	< 0.01	< 0.01	< 0.01	< 0.01	< 0.01	< 0.01	< 0.01	< 0.010	< 0.0040	< 0.0040	< 0.0040	< 0.0040	< 0.010	< 0.010	< 0.010	< 0.0050	**0.0023 J**	< 0.01	< 0.01	< 0.01
Mercury	mg/L	< 0.0002	< 0.0002	< 0.0002	< 0.0002	< 0.0002	< 0.0002	< 0.0002	< 0.0002	< 0.00020	< 0.00020	< 0.00020	< 0.00020	< 0.00020	< 0.000091	< 0.000091	< 0.000091	< 0.000091	< 0.00020	< 0.00020	< 0.00020	< 0.00020	< 0.00020	< 0.00020	< 0.0002	< 0.0002
Nickel	mg/L	< 0.02	< 0.02	< 0.02	< 0.02	< 0.02	< 0.02	< 0.02	< 0.02	< 0.02	< 0.02	< 0.02	< 0.02	< 0.040	< 0.0023	< 0.0023	< 0.0023	< 0.0023	< 0.040	< 0.040	< 0.040	< 0.040	< 0.04	< 0.02	< 0.02	< 0.02
Selenium	mg/L	< 0.02	< 0.02	< 0.02	< 0.02	< 0.02	< 0.02	< 0.02	< 0.02	< 0.02	< 0.02	< 0.02	< 0.02	< 0.020	< 0.0064	< 0.0064	< 0.0064	< 0.0064	< 0.020	< 0.020	< 0.020	< 0.010	< 0.01	< 0.02	< 0.02	< 0.02
Thallium	mg/L	< 0.002	< 0.002	< 0.002	< 0.002	< 0.002	< 0.002	< 0.002	< 0.02	< 0.02	< 0.02	< 0.02	< 0.02	< 0.0010	< 0.00025	< 0.00025	< 0.00025	< 0.00025	< 0.0010	< 0.0010	< 0.0010	< 0.0010	< 0.001	< 1.00	< 1.00	< 1
Vanadium (fume or dust)	mg/L	< 0.01	< 0.01	< 0.01	< 0.01	< 0.01	< 0.01	< 0.01	< 0.01	< 0.01	< 0.01	< 0.01	< 0.01	<0.010	**0.0029 J**	**0.0034 J**	**0.0027 J**	**0.0029 J**	**0.0027 J**	< 0.010	< 0.010	**0.0039 J**	**0.0034 J**	< 0.01	< 0.01	< 0.01
Zinc	mg/L	< 0.02	< 0.02	< 0.02	< 0.02	< 0.02	**0.0248**	**0.0299**	**0.127**	**0.0573**	< 0.02	< 0.02	< 0.02	< 0.020	< 0.0087	< 0.0087	< 0.0087	< 0.0087	< 0.020	< 0.020	< 0.020	**0.015 J**	< 0.02	< 0.02	< 0.02	< 0.02

Notes:
ISCO - *in-situ* chemical oxidation
** - Resampled in August 2007 for VOCs only

Data Qualifier Defintions:
-- - Not analyzed
B (Inorganics) - Estimated analyte concentration
D - Analyte concentration reported from secondary dilution
DB - Analyte concentration reported from secondary dilution; analyte detected in method blank
H - Holding time exceeded for sample
J - Estimated analyte concentration
JB (Organic) - Estimated analyte concentration; analyte detected in method blank
JM (Organic) - Estimated analyte concentration; spike sample recovery outside control limits
M (Organic) - Spike sample recovery outside control limits
N - Spike sample recovery outside of control limits
R - Sample data results rejected due to deficiencies in the ability to meet quality control standards
< - Analyte not detected at referenced detection limit
U - Analyte not detected at referenced detection limit
UJ - Analyte not detected; low method bias and/or matrix interference
UN - Analyte not detected; spiked sample recovery outside of control limits
UR - Analyte not detected; data rejected
UWN - Analyte not detected; post digestion spike and spike sample recovery outside control limits
Bold - Exceeds the laboratory detection limit

Appendix E-2
Summary of Historical Groundwater Sampling Data - Transition Zone and Bedrock Monitoring Wells
January 2001 through January 2019
Atlanta Gas Light Company
Former Manufactured Gas Plant Site
Augusta, Georgia

Chemical Name	Location ID	MW-325	MW-325	MW-325	MW-325	MW-325	MW-325	MW-325	MW-325	MW-325	MW-325	MW-325
	Sample Date	7/13/2006	1/12/2006	7/19/2005	1/17/2005	7/14/2004	1/21/2004	7/15/2003	1/21/2003	7/12/2002	1/18/2002	7/17/2001
	Unit	Pre-Extraction										
Volatile Organic Compounds												
Acetone	µg/L	50 U	10 U	25 U	25 U	25 U	25 U	25 U	25 U	25 U	25 U	25 U
Benzene	µg/L	5 U	1.0 U	1.0 U	1.0 U	1.0 U	1.0 U	1.0 U	1.0 U	**1.3**	1.0 U	**0.13 J**
Carbon Disulfide	µg/L	5 U	1.0 U	1.0 U	1.0 U	1.0 U	1.0 U	**1**	1.0 U	1.0 U	1.0 U	1.0 U
Ethylbenzene	µg/L	5 U	1.0 U	1.0 U	1.0 U	1.0 U	1.0 U	1.0 U	1.0 U	**0.3 J**	1.0 U	1.0 U
Methylene Chloride	µg/L	5 U	1.0 U	5.0 U	5.0 U	5.0 U	5.0 U	5.0 U	5.0 U	5.0 U	5.0 U	5.0 U
Toluene	µg/L	5 U	1.0 U	1.0 U	1.0 U	1.0 U	1.0 U	1.0 U	1.0 U	**0.35 J**	1.0 U	1.0 U
Trichloroethylene	µg/L	5 U	1.0 U	1.0 U	1.0 U	1.0 U	1.0 U	1.0 U	1.0 U	1.0 U	1.0 U	1.0 U
Xylenes, total	µg/L	5 U	2.0 U	2.0 U	2.0 U	2.0 U	2.0 U	2.0 U	2.0 U	2.0 U	2.0 U	2.0 U
Semivolatile Organic Compounds												
2-Methylnaphthalene	µg/L	--	0.2 U	0.2 U	0.2 U	0.2 U	0.2 U	10 U	10 U	10 U	10 U	10 U
Acenaphthene	µg/L	10 U	0.2 U	0.2 U	0.2 U	0.2 U	0.2 U	10 U	10 U	**0.35 J**	10 U	10 U
Acenaphthylene	µg/L	10 U	0.2 U	0.2 U	0.2 U	0.2 U	0.2 U	10 U	10 U	10 U	10 U	10 U
Anthracene	µg/L	10 U	0.2 U	0.2 U	0.2 U	0.2 U	0.2 U	10 U	10 U	10 U	10 U	10 U
Benz(a)anthracene	µg/L	0.05 U	0.2 U	0.2 U	0.2 U	0.2 U	0.2 U	10 U	10 U	10 U	10 U	10 U
Benzo(a)pyrene	µg/L	0.05 U	0.2 U	0.2 U	0.2 U	0.2 U	0.2 U	10 U	10 U	10 U	10 U	10 U
Benzo(b)fluoranthene	µg/L	0.1 U	0.2 U	0.2 U	0.2 U	0.2 U	0.2 U	10 U	10 U	10 U	10 U	10 U
Benzo(g,h,i)perylene	µg/L	10 U	0.2 U	0.2 U	0.2 U	0.2 U	0.2 U	10 U	10 U	10 U	10 U	10 U
Benzo(k)fluoranthene	µg/L	10 U	0.2 U	0.2 U	0.2 U	0.2 U	0.2 U	10 U	10 U	10 U	10 U	10 U
Chrysene	µg/L	0.05 U	0.2 U	0.2 U	0.2 U	0.2 U	0.2 U	10 U	10 U	10 U	10 U	10 U
Dibenzo(a,h)anthracene	µg/L	0.1 U	0.2 U	0.2 U	0.2 U	0.2 U	0.2 U	10 U	10 U	10 U	10 U	10 U
Dibenzofuran	µg/L	--	1.0 U	0.2 U	0.2 U	0.2 U	0.2 U	10 U	10 U	10 U	10 U	10 U
Fluoranthene	µg/L	10 U	0.2 U	0.2 U	0.2 U	0.2 U	0.2 U	10 U	10 U	10 U	10 U	10 U
Fluorene	µg/L	10 U	0.2 U	0.2 U	0.2 U	0.2 U	0.2 U	10 U	10 U	10 U	10 U	10 U
Indeno(1,2,3-cd)pyrene	µg/L	0.05 U	0.2 U	0.2 U	0.2 U	0.2 U	0.2 U	10 U	10 U	10 U	10 U	10 U
Naphthalene	µg/L	10 U	0.2 U	0.2 U	**0.28**	0.2 U	0.2 U	10 U	10 U	10 U	10 U	10 U
Phenanthrene	µg/L	10 U	0.2 U	0.2 U	0.2 U	0.2 U	0.2 U	10 U	10 U	10 U	10 U	10 U
Pyrene	µg/L	10 U	0.2 U	0.2 U	0.2 U	0.2 U	0.2 U	10 UJ	10 U	10 U	10 U	10 U
Inorganic Compounds												
Aluminum (fume or dust)	mg/L	--	**0.817**	**0.978**	**0.25**	0.2 U	0.2 U	**2.7**	0.2 U	**0.2 B**	**2.1**	**30 N**
Antimony	mg/L	0.02 U	0.01 U	0.006 U	0.02 U	0.006 U	0.02 U	0.02 U	0.02 U	0.02 U	0.02 U	0.02 U
Arsenic	mg/L	0.05 U	0.01 U	0.01 U	0.01 U	0.01 U	0.01 U	0.01 U	0.01 U	0.01 U	0.01 U	**0.021**
Barium	mg/L	**0.134**	0.2 U	**0.102**	**0.09**	**0.097**	**0.091**	**0.12**	**0.042**	**0.072**	**0.12**	**0.38**
Beryllium	mg/L	0.01 U	0.005 U	0.004 U	0.004 U	0.004 U	0.004 U	0.004 U	0.004 U	0.004 U	0.004 U	**0.0042**
Cadmium	mg/L	0.005 U	0.002 U	0.005 U	0.005 U	0.005 U	0.005 U	0.005 UJ	0.005 U	0.005 U	0.005 U	**0.002 B**
Calcium metal	mg/L	--	**18.5**	**25.2**	**16**	**20**	**16**	**24**	**3.2**	**21**	**27**	**65**
Chromium	mg/L	0.01 U	0.005 UJ	0.01 U	0.01 U	0.01 U	0.01 U	**0.03**	0.01 U	**0.0061 B**	**0.17**	**0.23**
Cobalt	mg/L	--	0.007 UJ	0.01 U	0.01 U	0.01 U	0.01 U	0.01 UJ	0.01 U	0.01 U	**0.0036 B**	**0.058**
Copper	mg/L	0.01 U	0.025 U	0.02 U	0.02 U	0.02 U	0.02 U	0.02 U	**0.0018 B**	**0.0015 B**	**0.0073 B**	**0.059**
Cyanide	mg/L	0.01 U	0.01 UJ	0.01 U	0.01 U	0.01 U	0.01 U	0.015 U	0.01 U	0.01 U	0.01 U	0.01 U
Iron	mg/L	--	**1.13**	**0.54**	**0.54**	**0.28**	**0.45**	**4.8**	**0.035 B**	**0.17**	**3.6**	**41**
Lead	mg/L	0.01 U	0.003 U	0.005 U	0.005 U	0.005 U	0.005 U	**0.01**	0.005 U	0.005 U	**0.0039 B**	**0.063**
Magnesium	mg/L	--	**7.93**	**7.87**	**6.7**	**7**	**7.4**	**9.7**	**0.65**	**3.3**	**8.7**	**30**
Manganese	mg/L	--	**0.258**	**0.28**	**0.24**	**0.26**	**0.28**	**0.35**	**0.0016 B**	**0.057**	**0.25**	**0.97**
Mercury	mg/L	0.0002 U	0.0002 UJ	0.0002 U	0.0002 U	0.0002 U	0.0002 U	0.0002 U	0.0002 U	0.0002 U	0.0002 U	0.0002 U
Nickel	mg/L	0.02 U	0.04 U	0.04 U	0.04 U	0.04 U	0.04 U	0.04 UJ	0.04 U	**0.0049 B**	**0.11**	**0.18**
Potassium	mg/L	--	5 U	**3.16**	**4**	**3.5**	**2.9**	**4.2**	**8.4**	**8**	**6.2**	**15**
Selenium	mg/L	0.02 U	0.005 U	0.01 U	0.01 U	0.01 U	0.01 U	0.01 U	0.01 U	0.01 U	**0.0061 B**	0.01 U
Sodium	mg/L	--	**11.8**	**12.9**	**12**	**12**	**12**	**13**	**13**	**13**	**12**	**12**
Thallium	mg/L	0.001 U	0.001 U	0.001 U	0.002 U	0.001 U	0.001 U	0.002 U	0.002 UW	0.002 UWN	0.002 UW	0.002 UWN
Vanadium (fume or dust)	mg/L	0.01 U	0.007 U	0.01 U	0.01 U	0.01 U	0.01 U	0.01 UJ	0.01 U	**0.0025 B**	**0.0052 B**	**0.062**
Zinc	mg/L	0.02 U	0.02 U	0.02 U	0.02 U	0.02 U	0.02 U	**0.07**	**0.023**	0.02 U	**0.039**	**0.62**

Notes:
ISCO - *in-situ* chemical oxidation
** - Resampled in August 2007 for VOCs only

Data Qualifier Defintions:
-- - Not analyzed
B (Inorganics) - Estimated analyte concentration
D - Analyte concentration reported from secondary dilution
DB - Analyte concentration reported from secondary dilution; analyte detected in method blank
H - Holding time exceeded for sample
J - Estimated analyte concentration
JB (Organic) - Estimated analyte concentration; analyte detected in method blank
JM (Organic) - Estimated analyte concentration; spike sample recovery outside control limits
M (Organic) - Spike sample recovery outside control limits
N - Spike sample recovery outside of control limits
R - Sample data results rejected due to deficiencies in the ability to meet quality control standards
< - Analyte not detected at referenced detection limit
U - Analyte not detected at referenced detection limit
UJ - Analyte not detected; low method bias and/or matrix interference
UN - Analyte not detected; spiked sample recovery outside of control limits
UR - Analyte not detected; data rejected
UWN - Analyte not detected; post digestion spike and spike sample recovery outside control limits
Bold - Exceeds the laboratory detection limit

Appendix E-2
Summary of Historical Groundwater Sampling Data - Transition Zone and Bedrock Monitoring Wells
January 2001 through January 2019
Atlanta Gas Light Company
Former Manufactured Gas Plant Site
Augusta, Georgia

Chemical Name	Location ID	MW-500BR	MW-500BR	MW-500BR	MW-500BR	MW-500BR	MW-500BR	MW-500BR	MW-500BR	MW-500BR	MW-500BR	MW-500BR	MW-500BR	MW-500BR	MW-500BR	MW-500BR	MW-500BR	MW-500BR	MW-500BR	MW-500BR	MW-500BR	MW-500BR	MW-500BR	MW-500BR	MW-500BR	MW-500BR
	Sample Date	1/23/2019	7/19/2018	1/25/2018	7/27/2017	1/27/2017	7/28/2016	1/21/2016	7/29/2015	1/14/2015	7/16/2014	1/8/2014	7/9/2013	1/10/2013	7/26/2012	1/18/2012	7/6/2011	1/19/2011	7/13/2010	1/12/2010	7/23/2009	1/09 DUP	1/13/2009	7/17/2008	1/9/2008	7/10/2007
	Unit	Post-Extraction								During Extraction																
Volatile Organic Compounds																										
Acetone	µg/L	< 50	< 5000	< 2500	< 2500	< 1000	< 50	< 50	< 5000	< 5000	< 5000	< 5,000	< 50	< 10,000	< 5,000	< 250	**330 J**	< 250	< 5000	< 5000	< 10000	< 5000	< 5000	< 500	< 50	< 50
Benzene	µg/L	**5400**	**12000**	**17000**	**6500**	**5600**	**3100**	**9300**	**6200**	**13,000**	**9,300**	**10,000**	**9,200**	**9,700**	**14,000**	**11,000**	**9,800**	**8,200**	**7,000**	**5,200**	**5,600**	**6,400**	**5,600**	**4,300**	**12,000**	**7,700**
Carbon Disulfide	µg/L	< 5.0	< 500	< 250	< 250	< 100	< 5.0	< 5.0	< 500	< 500	< 500	< 500	< 5.0	< 500	< 250	< 30	< 30	< 30	< 250	< 250	< 500	< 250	< 250	< 25	< 5.0	< 5.0
Ethylbenzene	µg/L	**570**	**1400**	**1800**	**680**	**680**	**290**	**660**	< 500	**1,200**	**620**	**1,000**	**420**	**820**	**1,600**	**1,000**	**730**	**820**	**620**	**470**	< 500	**570**	**390**	**530**	**1,300**	**620**
Methylene Chloride	µg/L	< 5.0	< 500	< 250	**270**	< 100	< 5.0	< 5.0	< 500	< 500	< 500	< 500	< 5.0	< 500	< 250	< 50	< 50	< 50	< 250	<250	< 500	< 250	< 250	< 25	< 5.0	< 5.0
Toluene	µg/L	< 5.0	< 500	< 250	< 250	< 100	< 5.0	**7.9**	< 500	< 500	< 500	< 500	**11**	< 500	< 250	**24 J**	**57 J**	**68 J**	**29 J**	< 250	< 500	**38 J**	**36 J**	**38**	**140**	**15**
Trichloroethylene	µg/L	< 5.0	< 500	< 250	< 250	< 100	< 5.0	< 5.0	< 500	< 500	< 500	< 500	< 5.0	< 500	< 250	< 6.5	< 6.5	< 6.5	< 250	< 250	< 500	< 250	< 250	< 25	< 5.0	< 5.0
Xylenes, total	µg/L	**200**	< 500	**320**	< 250	**240**	**160**	**426**	< 500	**610**	< 500	**670**	**450**	**560**	**1100**	**790**	**780**	**760**	**640**	**420**	< 500	**470**	**310**	**350**	**850**	**280**
Semivolatile Organic Compounds																										
Acenaphthene	µg/L	< 50	**72**	**110**	**31**	**51**	**27**	**39**	< 50	**86**	**48**	**71**	**30**	**42**	< 210	**110**	**60**	**67**	**42**	**38**	**39**	**15**	**15**	**32**	**91 J**	**23**
Acenaphthylene	µg/L	< 1.0	< 1.0	**1.5**	< 1.0	< 1.0	< 1.0	**1.3**	< 1.0	**1.2**	< 1.0	**2.2**	**1.7**	< 19	< 210	**2.3**	**1.4**	**1.6 J**	**1.0 J**	**1.9**	< 2.0	< 9.4	< 9.4	**1.1 J**	< 10	< 10
Anthracene	µg/L	**0.74**	**2.4 J**	**3.2**	**0.51**	**0.99**	**0.44**	**0.55**	**0.72**	**1.6**	**0.69**	**1.1**	**0.082**	< 19	< 210	**1.0**	**0.68**	< 0.99	< 1.9	**0.30**	< 2.0	< 9.4	< 9.4	**0.34 J**	< 10	< 10
Benz(a)anthracene	µg/L	< 0.05	< 0.05	< 0.05	< 0.05	< 0.05	**0.057**	< 0.05	< 0.05	< 0.05	< 0.05	< 0.05	< 0.05	< 19	< 210	< 0.10	< 0.095	< 0.99	< 1.9	<0.19	< 2.0	< 9.4	< 9.4	**0.50 J**	< 0.05	< 0.05
Benzo(a)pyrene	µg/L	< 0.05	< 0.05	< 0.05	< 0.05	< 0.05	< 0.05	< 0.05	< 0.05	< 0.05	< 0.05	< 0.05	< 0.05	< 19	< 210	< 0.10	< 0.095	< 0.99	< 1.9	<0.19	< 2.0	< 9.4	< 9.4	**0.32 J**	< 0.05	< 0.05
Benzo(b)fluoranthene	µg/L	< 0.1	< 0.1	< 0.1	< 0.1	< 0.1	< 0.1	< 0.1	< 0.1	< 0.10	< 0.10	< 0.10	< 0.10	< 19	< 210	< 0.10	< 0.095	< 0.99	< 1.9 *	<0.19	< 2.0	< 9.4	< 9.4	**0.43 J**	< 0.10	< 0.10
Benzo(g,h,i)perylene	µg/L	< 0.1	< 0.1	< 0.1	< 0.1	< 0.1	< 0.1	< 0.1	< 0.1	< 0.10	< 0.10	< 0.10	< 0.10	< 19	< 210	< 0.10	< 0.095	< 0.99	< 1.9	<0.19	< 2.0	< 9.4	< 9.4	< 1.9	< 10	< 10
Benzo(k)fluoranthene	µg/L	< 0.05	< 0.05	< 0.05	< 0.05	< 0.05	< 0.05	< 0.05	< 0.05	< 0.05	< 0.05	< 0.05	< 0.05	< 19	< 210	< 0.10	< 0.095	< 0.99	< 1.9	<0.19	< 2.0	< 9.4	< 9.4	**0.40 J**	< 10	< 10
Chrysene	µg/L	< 0.05	< 0.05	< 0.05	< 0.05	< 0.05	< 0.05	< 0.05	< 0.05	< 0.05	< 0.05	< 0.05	< 0.05	< 19	< 210	< 0.046	< 0.043	< 0.44	< 1.9	<0.19	< 2.0	< 9.4	< 9.4	**0.41 J**	< 0.05	< 0.05
Dibenzo(a,h)anthracene	µg/L	< 0.1	< 0.1	< 0.1	< 0.1	< 0.1	< 0.1	< 0.1	< 0.1	< 0.10	< 0.10	< 0.10	< 0.10	< 19	< 210	< 0.10	< 0.095	< 0.99	< 1.9	<0.19	< 2.0	< 9.4	< 9.4	**0.30 J**	< 0.10	< 0.10
Fluoranthene	µg/L	**0.2**	**1.1 J**	**1.2**	**0.14**	**0.32**	**0.16**	**0.19**	**0.23**	**0.51**	**0.2**	**0.31**	< 0.10	< 19	< 210	**0.31**	**0.17 J**	< 0.99	< 1.9	<0.19	< 2.0	< 9.4	< 9.4	< 1.9	< 10	< 10
Fluorene	µg/L	**8.0**	**15**	**16**	**6.1**	**9.4**	**5.1**	**7.3**	**5.1**	**14**	**5.3**	**9.4**	**1.6**	< 19	< 210	**2.6**	**11**	**9.3**	**5.5**	**2.9**	**4.8**	**1.6 J**	**1.5 J**	**3.0**	**16 J**	< 10
Indeno(1,2,3-cd)pyrene	µg/L	< 0.05	< 0.05	< 0.05	< 0.05	< 0.05	< 0.05	< 0.05	< 0.05	< 0.05	< 0.05	< 0.05	< 0.05	< 19	< 210	< 0.10	< 0.095	< 0.99	< 1.9	<0.19	< 2.0	< 9.4	< 9.4	**0.27 J**	< 0.05	< 0.05
Naphthalene	µg/L	**1200**	**2700**	**3900**	**700**	**1800**	**550**	**920**	**1200**	**2,800**	**770**	**2,500**	**460**	**770**	**1600**	**3,100**	**1,300**	**11 J**	**630**	**550**	**560**	**310**	**310**	**380**	**3,900 J**	**330**
Phenanthrene	µg/L	**5.9**	**14**	**17**	**4.1**	**6.9**	**3.0**	**4.2**	**4.3**	**12**	**4.4**	**6.6**	**0.067**	< 19	< 210	**9.2**	**5.1**	**4.4**	**4.0**	**2.3**	< 2.0	< 9.4	< 9.4	**1.5 J**	**13 J**	< 10
Pyrene	µg/L	**0.23**	**1.2 J**	**1.7**	**0.17**	**0.38**	**0.17**	**0.22**	**0.29**	**0.59**	**0.18**	**0.31**	**0.093**	< 19	< 210	**0.32**	**0.20**	< 0.99	< 1.9	<0.19	< 2.0	< 9.4	< 9.4	**0.27 J**	< 10	< 10
Inorganic Compounds																										
Antimony	mg/L	< 0.006	< 0.006	< 0.006	< 0.006	< 0.006	< 0.006	< 0.006	< 0.02	< 0.02	< 0.02	< 0.02	< 0.02	< 0.02	< 0.02	< 0.0053	< 0.0053	< 0.0053	< 0.020	< 0.020	< 0.020	< 0.020	< 0.020	< 0.02	< 0.02	< 0.02
Arsenic	mg/L	< 0.05	< 0.05	< 0.05	< 0.05	< 0.05	< 0.05	< 0.05	< 0.05	< 0.05	< 0.05	< 0.05	< 0.05	< 0.02	< 0.02	< 0.0046	< 0.0046	< 0.0046	< 0.020	< 0.020	< 0.020	< 0.010	< 0.010	< 0.01	< 0.05	< 0.05
Barium	mg/L	**0.252**	**0.506**	**0.64**	**0.35**	**0.284**	**0.281**	**0.422**	**0.357**	**0.364**	**0.347**	**0.441**	**0.475**	**0.45**	**0.50**	**0.57**	**0.42**	**0.45**	**0.41**	**0.38**	**0.35**	**0.32**	**0.32**	**0.29**	**0.437**	**0.236**
Beryllium	mg/L	< 0.004	< 0.004	< 0.004	< 0.004	< 0.004	< 0.004	< 0.004	< 0.01	< 0.01	< 0.01	< 0.01	< 0.01	< 0.0040	< 0.0040	< 0.00020	< 0.00020	**0.00027 J**	< 0.0040	< 0.0040	< 0.0040	< 0.0040	< 0.0040	< 0.004	< 0.01	< 0.01
Cadmium	mg/L	**0.0151**	< 0.005	< 0.005	**0.0213**	**0.0124**	**0.0177**	**0.0144**	**0.0237**	< 0.005	< 0.005	**0.0096**	**0.0108**	**0.0081**	< 0.0050	**0.0029 J**	< 0.0020	**0.0027 J**	< 0.0050	< 0.0050	< 0.0050	< 0.0050	< 0.0050	< 0.005	< 0.005	< 0.005
Chromium	mg/L	< 0.01	< 0.01	< 0.01	< 0.01	< 0.01	< 0.01	< 0.01	< 0.01	< 0.01	< 0.01	< 0.01	< 0.01	< 0.010	< 0.010	< 0.0012	< 0.0012	< 0.0012	< 0.010	< 0.010	< 0.010	< 0.010	< 0.010	< 0.01	< 0.01	< 0.01
Copper	mg/L	< 0.01	< 0.01	< 0.01	< 0.01	< 0.01	< 0.01	< 0.01	< 0.01	< 0.01	< 0.01	< 0.01	< 0.01	< 0.02	< 0.02	< 0.0019	< 0.0019	**0.0034 JB**	**0.0025 J**	< 0.020	< 0.020	< 0.020	< 0.020	< 0.02	< 0.01	< 0.01
Cyanide	mg/L	< 0.01	< 0.01	< 0.01	< 0.01	< 0.01	< 0.01	< 0.01	< 0.01	< 0.01	< 0.01	< 0.01	< 0.01	< 0.010	< 0.010	< 0.0050	< 0.0050	< 0.0050	< 0.010	< 0.010	< 0.010	< 0.010	< 0.010	< 0.01	< 0.01	< 0.01
Lead	mg/L	< 0.01	< 0.01	< 0.01	< 0.01	< 0.01	< 0.01	< 0.01	< 0.01	< 0.01	< 0.01	< 0.01	< 0.01	< 0.010	< 0.010	< 0.0040	< 0.0040	< 0.0040	< 0.010	< 0.010	< 0.010	< 0.0050	< 0.0050	< 0.005	< 0.01	< 0.01
Mercury	mg/L	< 0.0002	< 0.0002	< 0.0002	< 0.0002	< 0.0002	< 0.0002	< 0.0002	< 0.0002	< 0.00020	< 0.00020	< 0.00020	< 0.00020	< 0.00020	< 0.00020	< 0.000091	< 0.000091	< 0.000091	< 0.00020	< 0.00020	< 0.00020	< 0.00020	< 0.00020	< 0.00020	< 0.00020	< 0.00020
Nickel	mg/L	< 0.02	< 0.02	< 0.02	< 0.02	< 0.02	< 0.02	< 0.02	< 0.02	< 0.02	< 0.02	< 0.02	< 0.02	< 0.04	< 0.04	**0.0027 J**	< 0.0023	< 0.0023	< 0.040	< 0.040	< 0.040	< 0.040	< 0.040	< 0.04	< 0.02	< 0.02
Selenium	mg/L	< 0.02	< 0.02	< 0.02	< 0.02	< 0.02	< 0.02	< 0.02	< 0.02	< 0.02	< 0.02	< 0.02	< 0.02	< 0.020	< 0.020	< 0.0064	< 0.0064	< 0.0064	< 0.020	< 0.020	< 0.020	< 0.010	< 0.010	< 0.01	< 0.02	< 0.02
Thallium	mg/L	< 0.002	< 0.002	< 0.002	< 0.002	< 0.002	< 0.002	< 0.002	< 0.02	< 0.02	< 0.02	< 0.02	< 0.02	< 0.0010	< 0.0010	< 0.00025	< 0.00025	< 0.00025	< 0.0010	< 0.0010	< 0.0010	< 0.0010	< 0.0010	< 0.001	< 1.00	< 1.00
Vanadium (fume or dust)	mg/L	< 0.01	< 0.01	< 0.01	< 0.01	< 0.01	< 0.01	< 0.01	< 0.01	< 0.01	< 0.01	< 0.01	< 0.01	< 0.010	< 0.010	< 0.0024	< 0.0024	< 0.0024	< 0.010	< 0.010	< 0.010	< 0.010	< 0.010	< 0.01	< 0.01	< 0.01
Zinc	mg/L	**0.0959**	**0.0268**	< 0.02	**0.0959**	**0.0881**	**0.212**	**0.17**	**0.375**	**0.0686**	**0.0890**	**0.161**	**0.111**	**0.056**	**0.063**	**0.063**	**0.063**	**0.15**	**0.16**	**0.24**	**0.04**	**0.26**	**0.27**	**0.20**	**0.311**	**1.78**

Notes:
ISCO - *in-situ* chemical oxidation
** - Resampled in August 2007 for VOCs only

Data Qualifier Defintions:
-- - Not analyzed
B (Inorganics) - Estimated analyte concentration
D - Analyte concentration reported from secondary dilution
DB - Analyte concentration reported from secondary dilution; analyte detected in method blank
H - Holding time exceeded for sample
J - Estimated analyte concentration
JB (Organic) - Estimated analyte concentration; analyte detected in method blank
JM (Organic) - Estimated analyte concentration; spike sample recovery outside control limits
M (Organic) - Spike sample recovery outside control limits
N - Spike sample recovery outside of control limits
R - Sample data results rejected due to deficiencies in the ability to meet quality control standards
< - Analyte not detected at referenced detection limit
U - Analyte not detected at referenced detection limit
UJ - Analyte not detected; low method bias and/or matrix interference
UN - Analyte not detected; spiked sample recovery outside of control limits
UR - Analyte not detected; data rejected
UWN - Analyte not detected; post digestion spike and spike sample recovery outside control limits
Bold - Exceeds the laboratory detection limit

Appendix E-2
Summary of Historical Groundwater Sampling Data - Transition Zone and Bedrock Monitoring Wells
January 2001 through January 2019
Atlanta Gas Light Company
Former Manufactured Gas Plant Site
Augusta, Georgia

Chemical Name	Location ID	MW-506BR	MW-506BR	MW-506BR	MW-506BR	MW-506BR	MW-506BR	MW-506BR	MW-506BR	MW-507BR	MW-507BR	MW-507BR	MW-507BR	MW-507BR	MW-507BR	MW-507BR	MW-507BR	MW-507BR	MW-507BR	MW-507BR	MW-507BR	MW-507BR	MW-507BR	MW-507BR	MW-507BR	MW-507BR	MW-507BR	MW-507BR	MW-507BR
	Sample Date	7/26/2012	1/25/2012	7/5/2011	1/19/2011	7/13/2010	1/7/2010	7/28/2009	1/15/2009	1/22/2019	7/17/2018	1/25/2018	7/27/2017	1/27/2017	7/28/2016	1/21/2016	7/30/2015	1/15/2015	7/17/2014	1/13/2014	7/11/2013	1/10/2013	7/26/2012	1/19/2012	7/6/2011	1/19/2011	7/13/2010	1/7/2010	7/28/2009	1/15/2009
	Unit	During Extraction								Post-Extraction								During Extraction											
Volatile Organic Compounds																													
Acetone	µg/L	< 100	< 5.0	< 5.0	< 5.0	< 100	< 100	< 100	< 100	< 50	< 50	< 50	< 50	< 50	< 50	< 50	< 50	< 50	< 50	< 50	< 50	< 100	< 100	< 5.0	< 5.0	< 5.0	< 100	< 100	< 100	< 100
Benzene	µg/L	< 5.0	**0.29 J**	< 0.25	**0.97 J**	< 5.0	< 5.0	< 5.0	< 5.0	< 5.0	< 5.0	< 5.0	< 5.0	< 5.0	< 5.0	< 5.0	< 5.0	< 5.0	< 5.0	< 5.0	< 5.0	< 5.0	< 5.0	< 0.25	< 0.25	**0.80 J**	< 5.0	< 5.0	< 5.0	< 5.0
Carbon Disulfide	µg/L	< 5.0	< 0.60	< 0.60 *	< 0.60	< 5.0	< 5.0	< 5.0	< 5.0	< 5.0	< 5.0	< 5.0	< 5.0	< 5.0	< 5.0	< 5.0	< 5.0	< 5.0	< 5.0	< 5.0	< 5.0	< 5.0	< 5.0	< 0.60	< 0.60	< 0.60	< 5.0	**26**	**27**	**13**
Ethylbenzene	µg/L	< 5.0	< 0.11	< 0.11	**1.6 J**	< 5.0	< 5.0	< 5.0	< 5.0	< 5.0	< 5.0	< 5.0	< 5.0	< 5.0	< 5.0	< 5.0	< 5.0	< 5.0	< 5.0	< 5.0	< 5.0	< 5.0	< 5.0	< 0.11	< 0.11	< 0.11	< 5.0	< 5.0	< 5.0	< 5.0
Methylene Chloride	µg/L	< 5.0	< 1.0	< 1.0	< 1.0	< 5.0	< 5.0	< 5.0	< 5.0	< 5.0	< 5.0	< 5.0	< 5.0	< 5.0	< 5.0	< 5.0	< 5.0	< 5.0	< 5.0	< 5.0	< 5.0	< 5.0	< 5.0	< 1.0	**2.9 J B**	< 1.0	< 5.0	< 5.0	< 5.0	< 5.0
Toluene	µg/L	< 5.0	< 0.33	< 0.33	**1.3 J**	< 5.0	< 5.0	< 5.0	**0.49 JB**	< 5.0	< 5.0	< 5.0	< 5.0	< 5.0	< 5.0	< 5.0	< 5.0	< 5.0	< 5.0	< 5.0	< 5.0	< 5.0	< 5.0	< 0.33	< 0.33	**1.0 J**	< 5.0	< 5.0	< 5.0	< 5.0
Trichloroethylene	µg/L	**22**	**25**	**8.3**	**7.2**	**4.3 J**	**7.9**	< 5.0	< 5.0	< 5.0	< 5.0	< 5.0	< 5.0	< 5.0	< 5.0	< 5.0	< 5.0	< 5.0	< 5.0	< 5.0	< 5.0	< 5.0	< 5.0	< 0.13	< 0.13	< 0.13	< 5.0	< 5.0	< 5.0	< 5.0
Xylenes, total	µg/L	< 5.0	**0.24 J**	< 0.20	**0.23 J**	**0.21 J**	< 5.0	< 5.0	< 5.0	< 5.0	< 5.0	< 5.0	< 5.0	< 5.0	< 5.0	< 5.0	< 5.0	< 5.0	< 5.0	< 5.0	< 5.0	< 5.0	< 5.0	< 0.20	< 0.20	< 0.20	< 5.0	< 5.0	< 5.0	< 5.0
Semivolatile Organic Compounds																													
Acenaphthene	µg/L	**1.5**	**5.6**	**2.3**	**2.1**	**2.7**	**3.4**	**1.7**	**1.5**	< 0.5	< 0.5	< 0.5	< 0.5	< 0.5	< 0.5	< 0.5	< 0.5	< 0.50	< 0.50	< 0.50	< 0.50	< 0.19	< 0.19	< 0.11	< 0.11	< 0.10	< 0.19	< 0.19	< 0.19	< 0.19
Acenaphthylene	µg/L	< 0.19	< 0.097	< 0.11	< 0.11	< 0.19	< 0.19	< 0.19	**0.037 J**	< 1.0	< 1.0	< 1.0	< 1.0	< 1.0	< 1.0	< 1.0	< 1.0	< 1.0	< 1.0	< 1.0	< 1.0	< 0.19	< 0.19	< 0.11	< 0.11	< 0.10	< 0.19	< 0.19	< 0.19	< 0.19
Anthracene	µg/L	< 0.19	< 0.097	< 0.11	< 0.11	< 0.19	< 0.19	< 0.19	< 0.19	< 0.05	< 0.05	< 0.05	< 0.05	< 0.05	< 0.05	< 0.05	< 0.05	< 0.05	< 0.05	< 0.05	< 0.05	< 0.19	< 0.19	< 0.11	< 0.11	< 0.10	< 0.19	< 0.19	< 0.19	< 0.19
Benz(a)anthracene	µg/L	< 0.19	**0.52**	< 0.11	< 0.11	< 0.19	< 0.19	< 0.19	< 0.19	< 0.05	< 0.05	< 0.05	< 0.05	< 0.05	< 0.05	< 0.05	< 0.05	< 0.05	< 0.05	< 0.05	< 0.05	< 0.19	< 0.19	< 0.11	< 0.11	< 0.10	< 0.19	< 0.19	< 0.19	< 0.19
Benzo(a)pyrene	µg/L	< 0.19	**0.51**	< 0.11	< 0.11	< 0.19	< 0.19	< 0.19	< 0.19	< 0.05	< 0.05	< 0.05	< 0.05	< 0.05	< 0.05	< 0.05	< 0.05	< 0.05	< 0.05	< 0.05	< 0.05	< 0.19	< 0.19	< 0.11	< 0.11	< 0.10	< 0.19	< 0.19	< 0.19	< 0.19
Benzo(b)fluoranthene	µg/L	< 0.19	**0.71 ***	< 0.11	< 0.11	< 0.19 *	< 0.19	< 0.19	< 0.19	< 0.1	< 0.1	< 0.1	< 0.1	< 0.1	< 0.1	< 0.1	< 0.1	< 0.1	< 0.10	< 0.10	< 0.10	< 0.19	< 0.19	< 0.11	< 0.11	< 0.10	< 0.19 *	< 0.19	< 0.19	< 0.19
Benzo(g,h,i)perylene	µg/L	< 0.19	**0.50**	< 0.11	< 0.11	< 0.19	< 0.19	< 0.19	< 0.19	< 0.1	< 0.1	< 0.1	< 0.1	< 0.1	< 0.1	< 0.1	< 0.1	< 0.1	< 0.10	< 0.10	< 0.10	< 0.19	< 0.19	< 0.11	< 0.11	< 0.10	< 0.19	< 0.19	< 0.19	< 0.19
Benzo(k)fluoranthene	µg/L	< 0.19	**0.71**	< 0.11	< 0.11	< 0.19	< 0.19	< 0.19	< 0.19	< 0.05	< 0.05	< 0.05	< 0.05	< 0.05	< 0.05	< 0.05	< 0.05	< 0.05	< 0.05	< 0.05	< 0.05	< 0.19	< 0.19	< 0.11	< 0.11	< 0.10	< 0.19	< 0.19	< 0.19	< 0.19
Chrysene	µg/L	< 0.19	**0.61**	< 0.048	< 0.049	< 0.19	< 0.19	< 0.19	< 0.19	< 0.05	< 0.05	< 0.05	< 0.05	< 0.05	< 0.05	< 0.05	< 0.05	< 0.05	< 0.05	< 0.05	< 0.05	< 0.19	< 0.19	< 0.049	< 0.049	< 0.046	< 0.19	< 0.19	< 0.19	< 0.19
Dibenzo(a,h)anthracene	µg/L	< 0.19	**0.66**	< 0.11	< 0.11	< 0.19	< 0.19	< 0.19	< 0.19	< 0.1	< 0.1	< 0.1	< 0.1	< 0.1	< 0.1	< 0.1	< 0.1	< 0.1	< 0.10	< 0.10	< 0.10	< 0.19	< 0.19	< 0.11	< 0.11	< 0.10	< 0.19	< 0.19	< 0.19	< 0.19
Fluoranthene	µg/L	< 0.19	**0.12 J**	< 0.11	< 0.11	< 0.19	< 0.19	< 0.19	< 0.19	< 0.1	< 0.1	< 0.1	< 0.1	< 0.1	< 0.1	< 0.1	< 0.1	< 0.10	< 0.10	< 0.10	< 0.10	< 0.19	< 0.19	< 0.11	< 0.11	< 0.10	< 0.19	< 0.19	< 0.19	< 0.19
Fluorene	µg/L	< 0.19	< 0.097	< 0.11	< 0.11	< 0.19	< 0.19	< 0.19	< 0.19	< 0.1	< 0.1	< 0.1	< 0.1	< 0.1	< 0.1	< 0.1	< 0.1	< 0.10	< 0.10	< 0.10	< 0.10	< 0.19	< 0.19	< 0.11	< 0.11	< 0.10	< 0.19	< 0.19	< 0.19	< 0.19
Indeno(1,2,3-cd)pyrene	µg/L	< 0.19	**0.56**	< 0.11	< 0.11	< 0.19	< 0.19	< 0.19	< 0.19	< 0.05	< 0.05	< 0.05	< 0.05	< 0.05	< 0.05	< 0.05	< 0.05	0.072	< 0.05	< 0.05	< 0.05	< 0.19	< 0.19	< 0.11	< 0.11	< 0.10	< 0.19	< 0.19	< 0.19	< 0.19
Naphthalene	µg/L	< 0.19	**0.47**	**0.21**	**0.54**	< 0.19	< 0.19	< 0.19	**0.11 JB**	< 0.5	< 0.5	< 0.5	< 0.5	< 0.5	< 0.5	< 0.5	< 0.5	11 J	< 0.50	**1.4**	< 0.50	< 0.19	< 0.19	< 0.11	**0.20 J**	**0.22**	< 0.19	< 0.19	< 0.19	< 0.19
Phenanthrene	µg/L	< 0.19	< 0.097	< 0.11	< 0.11	< 0.19	< 0.19	< 0.19	< 0.19	< 0.05	< 0.05	< 0.05	< 0.05	< 0.05	< 0.05	< 0.05	< 0.05	< 0.05	< 0.05	< 0.05	< 0.05	< 0.19	< 0.19	< 0.11	< 0.11	< 0.10	< 0.19	< 0.19	< 0.19	< 0.19
Pyrene	µg/L	< 0.19	**0.15 J**	< 0.11	< 0.11	< 0.19	< 0.19	< 0.19	< 0.19	< 0.05	< 0.05	< 0.05	< 0.05	< 0.05	< 0.05	< 0.05	< 0.05	< 0.05	< 0.05	< 0.05	< 0.05	< 0.19	< 0.19	< 0.11	< 0.11	< 0.10	< 0.19	< 0.19	< 0.19	< 0.19
Inorganic Compounds																													
Antimony	mg/L	< 0.02	< 0.0053	< 0.0053	< 0.0053	< 0.020	< 0.020	< 0.020	< 0.020	< 0.006	< 0.006	< 0.006	< 0.006	< 0.006	< 0.006	< 0.006	< 0.02	< 0.02	< 0.02	< 0.02	< 0.02	< 0.02	< 0.02	< 0.0053	< 0.0053	< 0.0053	< 0.020	< 0.020	< 0.020	< 0.020
Arsenic	mg/L	< 0.02	< 0.0046	< 0.0046	< 0.0046	< 0.020	< 0.020	< 0.020	< 0.010	< 0.05	< 0.05	< 0.05	< 0.05	< 0.05	< 0.05	< 0.05	< 0.05	< 0.05	< 0.05	< 0.05	< 0.05	< 0.02	< 0.02	< 0.0046	< 0.0046	< 0.0046	< 0.020	< 0.020	< 0.020	< 0.010
Barium	mg/L	**0.45**	**0.40**	**0.29**	**0.37**	**0.32**	**0.45**	**0.38**	**0.075**	**0.321 J**	**0.0739**	**0.0763**	**0.0736**	**0.0728**	**0.0847**	**0.082**	**0.911**	**0.0698**	**0.0618**	**0.0697**	**0.0798**	**0.22**	**0.20**	**0.078**	**0.073**	**0.19**	**0.087**	**0.30**	**0.31**	**0.29**
Beryllium	mg/L	< 0.0040	< 0.00020	< 0.00020	**0.00026 J**	< 0.0040	< 0.0040	< 0.0040	< 0.0040	**0.00719 J**	< 0.004	< 0.004	< 0.004	< 0.004	< 0.004	< 0.004	< 0.01	< 0.01	< 0.01	< 0.01	< 0.01	< 0.0040	< 0.0040	< 0.00020	< 0.00020	**0.00036 J**	< 0.0040	< 0.0040	< 0.0040	< 0.0040
Cadmium	mg/L	< 0.0050	< 0.0020	< 0.0020	< 0.0020	< 0.0050	< 0.0050	< 0.0050	< 0.0050	< 0.005	< 0.005	< 0.005	< 0.005	< 0.005	< 0.005	< 0.005	< 0.005	< 0.005	< 0.005	< 0.005	< 0.005	< 0.0050	< 0.0050	< 0.0020	< 0.0020	< 0.0020	< 0.0050	< 0.0050	< 0.0050	< 0.0050
Chromium	mg/L	< 0.010	< 0.0012	**0.011**	**0.019**	**0.025**	**0.025**	**0.035**	**0.051**	**0.0242 J**	< 0.01	< 0.01	< 0.01	< 0.01	< 0.01	< 0.01	< 0.01	< 0.01	< 0.01	< 0.01	< 0.01	< 0.010	< 0.010	< 0.0012	< 0.0012	**0.0012 J**	< 0.010	< 0.010	< 0.010	**0.0015 J**
Copper	mg/L	< 0.02	< 0.0019	< 0.0019	**0.0051 JB**	**0.0059 J**	< 0.020	< 0.020	**0.012 J**	**0.0128 J**	< 0.01	< 0.01	< 0.01	< 0.01	< 0.01	< 0.01	< 0.01	< 0.01	< 0.01	< 0.01	< 0.01	< 0.02	< 0.02	< 0.0019	< 0.0019	**0.0044 JB**	**0.0032 J**	< 0.020	< 0.020	**0.0028 J**
Cyanide	mg/L	< 0.010	< 0.0050	**0.012**	< 0.0050	< 0.010	< 0.010	< 0.010	**0.0051 J**	< 0.01	< 0.01	< 0.01	< 0.01	< 0.01	< 0.01	< 0.01	< 0.01	< 0.01	< 0.01	< 0.01	< 0.01	< 0.010	< 0.010	< 0.0050	**0.0076 J**	< 0.0050	< 0.010	< 0.010	< 0.010	< 0.010
Lead	mg/L	< 0.010	< 0.0040	< 0.0040	< 0.0040	< 0.010	< 0.010	< 0.010	< 0.0050	**0.0664 J**	< 0.01	< 0.01	< 0.01	< 0.01	< 0.01	< 0.01	< 0.01	< 0.01	< 0.01	< 0.01	< 0.01	< 0.010	< 0.010	< 0.0040	< 0.0040	< 0.0040	< 0.010	< 0.010	< 0.010	< 0.0050
Mercury	mg/L	< 0.00020	< 0.000091	< 0.000091	< 0.000091	< 0.00020	< 0.00020	< 0.00020	< 0.00020	< 0.0002	< 0.0002	< 0.0002	< 0.0002	< 0.0002	< 0.0002	< 0.0002	< 0.0002	< 0.00020	< 0.00020	< 0.00020	< 0.00020	< 0.00020	< 0.00020	< 0.000091	< 0.000091	< 0.000091	< 0.00020	< 0.00020	< 0.00020	< 0.00020
Nickel	mg/L	< 0.04	< 0.0023	**0.0025 J**	< 0.0023	< 0.040	< 0.040	< 0.040	**0.0035 J**	< 0.02	< 0.02	< 0.02	< 0.02	< 0.02	< 0.02	< 0.02	**0.0211**	< 0.02	< 0.02	< 0.02	< 0.02	< 0.04	< 0.04	< 0.0023	< 0.0023	< 0.0023	< 0.040	< 0.040	< 0.040	< 0.040
Selenium	mg/L	< 0.020	< 0.0064	< 0.0064	< 0.0064	< 0.020	< 0.020	< 0.020	< 0.010	< 0.02	< 0.02	< 0.02	< 0.02	< 0.02	< 0.02	< 0.02	< 0.02	< 0.02	< 0.02	< 0.02	< 0.02	< 0.020	< 0.020	< 0.0064	**0.010 J**	< 0.0064	< 0.020	< 0.020	< 0.020	< 0.010
Thallium	mg/L	< 0.0010	< 0.00025	< 0.00025	< 0.00025	< 0.0010	< 0.0010	< 0.0010	< 0.0010	< 0.002	< 0.002	< 0.002	< 0.002	< 0.002	< 0.002	< 0.002	< 0.02	< 0.02	< 0.02	< 0.02	< 0.02	< 0.0010	< 0.0010	< 0.00025	< 0.00025	< 0.00025	< 0.0010	< 0.0010	< 0.0010	< 0.0010
Vanadium (fume or dust)	mg/L	< 0.010	**0.0041 J**	**0.0048 J**	**0.0064 J**	**0.0066 J**	< 0.010	< 0.010	0.01	**0.0253 J**	< 0.01	< 0.01	< 0.01	< 0.01	< 0.01	< 0.01	< 0.01	< 0.01	< 0.01	< 0.01	< 0.01	< 0.010	< 0.010	**0.0028 J**	**0.0033 J**	**0.0037 J**	**0.0030 J**	< 0.010	< 0.010	**0.0025 J**
Zinc	mg/L	< 0.020	< 0.0087	< 0.0087	**0.0097 J**	< 0.020	< 0.020	< 0.020	**0.011 J**	**0.219**	< 0.02	**0.0276**	< 0.02	< 0.02	< 0.02	**0.0375**	**0.0574**	< 0.02	< 0.02	< 0.02	< 0.02	< 0.020	< 0.020	< 0.0087	< 0.0087	**0.0090 J**	**0.019 J**	**0.03**	< 0.020	**0.017 J**

Notes:
ISCO - *in-situ* chemical oxidation
** - Resampled in August 2007 for VOCs only
MW-506BR was destroyed

Data Qualifier Defintions:
-- - Not analyzed
B (Inorganics) - Estimated analyte concentration
D - Analyte concentration reported from secondary dilution
DB - Analyte concentration reported from secondary dilution; analyte detected in method blank
H - Holding time exceeded for sample
J - Estimated analyte concentration
JB (Organic) - Estimated analyte concentration; analyte detected in method blank
JM (Organic) - Estimated analyte concentration; spike sample recovery outside control limits
M (Organic) - Spike sample recovery outside control limits
N - Spike sample recovery outside of control limits
R - Sample data results rejected due to deficiencies in the ability to meet quality control standards
< - Analyte not detected at referenced detection limit
U - Analyte not detected at referenced detection limit
UJ - Analyte not detected; low method bias and/or matrix interference
UN - Analyte not detected; spiked sample recovery outside of control limits
UR - Analyte not detected; data rejected
UWN - Analyte not detected; post digestion spike and spike sample recovery outside control limits
Bold - Exceeds the laboratory detection limit

Appendix E-2
Summary of Historical Groundwater Sampling Data - Transition Zone and Bedrock Monitoring Wells
January 2001 through January 2019
Atlanta Gas Light Company
Former Manufactured Gas Plant Site
Augusta, Georgia

Chemical Name	Location ID	MW-508BR	MW-508BR	MW-508BR	MW-508BR	MW-508BR	MW-508BR	MW-508BR	MW-508BR	MW-508BR	MW-508BR	MW-508BR	MW-508BR	MW-508BR	MW-508BR	MW-508BR	MW-508BR	MW-508BR	MW-508BR	MW-508BR	MW-508BR	MW-508BR
	Sample Date	1/24/2019	7/18/2018	1/23/2018	7/25/2017	1/24/2017	7/26/2016	1/19/2016	7/30/2015	7/30 DUP	1/15/2015	7/17/2014	1/14/2014	7/10/2013	1/8/2013	7/25/2012	1/19/2012	7/6/2011	1/19/2011	7/13/2010	1/7/2010	7/28/2009	1/15/2009
	Unit	Post-Extraction									During Extraction											
Volatile Organic Compounds																						
Acetone	µg/L	< 50	< 50	< 50	< 50	< 50	< 50	< 50	< 50	< 50	< 50	< 50	< 50	< 50	< 100	< 100	< 5.0	**11 J**	< 5.0	< 100	< 100	< 100	**50 J**
Benzene	µg/L	< 5.0	< 5.0	< 5.0	< 5.0	< 5.0	< 5.0	< 5.0	< 5.0	< 5.0	< 5.0	< 5.0	< 5.0	< 5.0	< 5.0	< 5.0	**0.34 J**	**0.38 J**	**0.68 J**	**0.43 J**	< 5.0	< 5.0	**0.37 J**
Carbon Disulfide	µg/L	< 5.0	< 5.0	< 5.0	< 5.0	< 5.0	< 5.0	< 5.0	< 5.0	< 5.0	< 5.0	< 5.0	< 5.0	< 5.0	< 5.0	< 5.0	< 0.60	< 0.60	< 0.60	< 5.0	< 5.0	< 5.0	**7.5**
Ethylbenzene	µg/L	< 5.0	< 5.0	< 5.0	< 5.0	< 5.0	< 5.0	< 5.0	< 5.0	< 5.0	< 5.0	< 5.0	< 5.0	< 5.0	< 5.0	< 5.0	< 0.11	< 0.11	< 0.11	< 5.0	< 5.0	< 5.0	< 5.0
Methylene Chloride	µg/L	< 5.0	< 5.0	< 5.0	< 5.0	< 5.0	< 5.0	< 5.0	< 5.0	< 5.0	< 5.0	< 5.0	< 5.0	< 5.0	< 5.0	< 5.0	< 1.0	**2.9 J**	< 1.0	< 5.0	< 5.0	< 5.0	< 5.0
Toluene	µg/L	< 5.0	< 5.0	< 5.0	< 5.0	< 5.0	< 5.0	< 5.0	< 5.0	< 5.0	< 5.0	< 5.0	< 5.0	< 5.0	< 5.0	< 5.0	< 0.33	< 0.33	**1.0 J**	< 5.0	< 5.0	< 5.0	**0.37 JB**
Trichloroethylene	µg/L	< 5.0	< 5.0	< 5.0	< 5.0	< 5.0	< 5.0	< 5.0	< 5.0	< 5.0	< 5.0	< 5.0	< 5.0	< 5.0	< 5.0	< 5.0	< 0.13	< 0.13	< 0.13	< 5.0	< 5.0	< 5.0	< 5.0
Xylenes, total	µg/L	< 5.0	< 5.0	< 5.0	< 5.0	< 5.0	< 5.0	< 5.0	< 5.0	< 5.0	< 5.0	< 5.0	< 5.0	< 5.0	< 5.0	< 5.0	< 0.20	< 0.20	< 0.20	< 5.0	< 5.0	< 5.0	< 5.0
Semivolatile Organic Compounds																						
Acenaphthene	µg/L	< 0.5	< 0.5	< 0.5	< 0.5	< 0.5	< 0.5	< 0.5	< 0.5	< 0.5	< 0.50	< 0.50	< 0.50	< 0.50	< 0.20	< 0.19	< 0.10	< 0.11	< 0.096	< 0.19	< 0.19	< 0.19	**0.025 J**
Acenaphthylene	µg/L	< 1.0	< 1.0	< 1.0	< 1.0	< 1.0	< 1.0	< 1.0	< 1.0	< 1.0	< 1.0	< 1.0	< 1.0	< 1.0	**0.31**	< 0.19	**0.34**	< 0.11	< 0.096	< 0.19	< 0.19	< 0.19	**0.022 J**
Anthracene	µg/L	< 0.05	< 0.05	< 0.05	< 0.05	< 0.05	< 0.05	< 0.05	< 0.05	< 0.05	< 0.05	< 0.05	< 0.05	< 0.05	< 0.20	< 0.19	< 0.10	< 0.11	< 0.096	< 0.19	< 0.19	< 0.19	< 0.19
Benz(a)anthracene	µg/L	< 0.05	< 0.05	< 0.05	< 0.05	< 0.05	< 0.05	< 0.05	< 0.05	< 0.05	< 0.05	< 0.05	< 0.05	< 0.05	< 0.20	< 0.19	< 0.10	< 0.11	< 0.096	< 0.19	< 0.19	< 0.19	< 0.19
Benzo(a)pyrene	µg/L	< 0.05	< 0.05	< 0.05	< 0.05	< 0.05	< 0.05	< 0.05	< 0.05	< 0.05	< 0.05	< 0.05	< 0.05	< 0.05	< 0.20	< 0.19	< 0.10	< 0.11	< 0.096	< 0.19	< 0.19	< 0.19	< 0.19
Benzo(b)fluoranthene	µg/L	< 0.1	< 0.1	< 0.1	< 0.1	< 0.1	< 0.1	< 0.1	< 0.1	< 0.1	< 0.1	< 0.10	< 0.10	< 0.10	< 0.20	< 0.19	< 0.10	< 0.11	< 0.096	< 0.19 *	< 0.19	< 0.19	< 0.19
Benzo(g,h,i)perylene	µg/L	< 0.1	< 0.1	< 0.1	< 0.1	< 0.1	< 0.1	< 0.1	< 0.1	< 0.1	< 0.1	< 0.10	< 0.10	< 0.10	< 0.20	< 0.19	< 0.10	< 0.11	< 0.096	< 0.19	< 0.19	< 0.19	< 0.19
Benzo(k)fluoranthene	µg/L	< 0.05	< 0.05	< 0.05	< 0.05	< 0.05	< 0.05	< 0.05	< 0.05	< 0.05	< 0.05	< 0.05	< 0.05	< 0.05	< 0.20	< 0.19	< 0.10	< 0.11	< 0.096	< 0.19	< 0.19	< 0.19	< 0.19
Chrysene	µg/L	< 0.05	< 0.05	< 0.05	< 0.05	< 0.05	< 0.05	< 0.05	< 0.05	< 0.05	< 0.05	< 0.05	< 0.05	< 0.05	< 0.20	< 0.19	< 0.046	< 0.048	< 0.043	< 0.19	< 0.19	< 0.19	< 0.19
Dibenzo(a,h)anthracene	µg/L	< 0.1	< 0.1	< 0.1	< 0.1	< 0.1	< 0.1	< 0.1	< 0.1	< 0.1	< 0.1	< 0.10	< 0.10	< 0.10	< 0.20	< 0.19	< 0.10	< 0.11	< 0.096	< 0.19	< 0.19	< 0.19	< 0.19
Fluoranthene	µg/L	< 0.1	< 0.1	< 0.1	< 0.1	< 0.1	< 0.1	< 0.1	< 0.1	< 0.1	< 0.10	< 0.10	< 0.10	< 0.10	< 0.20	< 0.19	< 0.10	< 0.11	< 0.096	< 0.19	< 0.19	< 0.19	< 0.19
Fluorene	µg/L	< 0.1	< 0.1	< 0.1	< 0.1	< 0.1	< 0.1	< 0.1	< 0.1	< 0.1	< 0.10	< 0.10	< 0.10	< 0.10	< 0.20	< 0.19	< 0.10	< 0.11	< 0.096	< 0.19	< 0.19	< 0.19	< 0.19
Indeno(1,2,3-cd)pyrene	µg/L	< 0.05	< 0.05	< 0.05	< 0.05	< 0.05	< 0.05	< 0.05	< 0.05	< 0.05	**0.067**	< 0.05	< 0.05	< 0.05	< 0.20	< 0.19	< 0.10	< 0.11	< 0.096	< 0.19	< 0.19	< 0.19	< 0.19
Naphthalene	µg/L	< 0.5	< 0.5	< 0.5	< 0.5	< 0.5	< 0.5	< 0.5	< 0.5	< 0.5	< 0.5	< 0.50	<0.50	**1.6**	< 0.20	**0.59**	**0.24**	**11 J**	**0.099 J**	**0.44**	< 0.19	< 0.19	**0.096 J**
Phenanthrene	µg/L	< 0.05	< 0.05	< 0.05	< 0.05	< 0.05	< 0.05	< 0.05	< 0.05	< 0.05	< 0.05	< 0.05	< 0.05	< 0.05	< 0.20	< 0.19	< 0.10	< 0.11	< 0.096	< 0.19	< 0.19	< 0.19	< 0.19
Pyrene	µg/L	< 0.05	< 0.05	< 0.05	< 0.05	< 0.05	< 0.05	< 0.05	< 0.05	< 0.05	< 0.05	< 0.05	< 0.05	< 0.05	< 0.20	< 0.19	< 0.10	< 0.11	< 0.096	< 0.19	< 0.19	< 0.19	< 0.19
Inorganic Compounds																						
Antimony	mg/L	< 0.006	< 0.006	< 0.006	< 0.006	< 0.006	< 0.006	< 0.006	< 0.02	< 0.02	< 0.02	< 0.02	< 0.02	< 0.02	< 0.02	< 0.02	< 0.0053	< 0.0053	< 0.0053	< 0.020	< 0.020	< 0.020	< 0.020
Arsenic	mg/L	< 0.05	< 0.05	< 0.05	< 0.05	< 0.05	< 0.05	< 0.05	< 0.05	< 0.05	< 0.05	< 0.05	< 0.05	< 0.05	< 0.02	< 0.02	< 0.0046	< 0.0046	< 0.0046	< 0.020	< 0.020	< 0.020	< 0.010
Barium	mg/L	**0.295**	**0.325**	**0.242**	**0.297**	**0.308**	**0.41**	**0.511**	**0.526**	**0.518**	**0.614**	**0.566**	**0.708**	**0.650**	**0.68**	**0.72**	**0.68**	**0.77**	**0.66**	**0.66**	**0.27**	**0.64**	**1.3**
Beryllium	mg/L	< 0.004	< 0.004	< 0.004	< 0.004	< 0.004	< 0.004	< 0.004	< 0.01	< 0.01	< 0.01	< 0.01	< 0.01	< 0.01	< 0.0040	< 0.0040	< 0.00020	< 0.00020	**0.00025 J**	< 0.0040	< 0.0040	< 0.0040	< 0.0040
Cadmium	mg/L	< 0.005	< 0.005	< 0.005	< 0.005	< 0.005	< 0.005	< 0.005	< 0.005	< 0.005	< 0.005	< 0.005	< 0.005	< 0.005	< 0.0050	< 0.0050	< 0.0020	< 0.0020	< 0.0020	< 0.0050	< 0.0050	< 0.0050	< 0.0050
Chromium	mg/L	< 0.01	< 0.01	< 0.01	< 0.01	< 0.01	**0.0116**	< 0.01	**0.0161**	**0.0163**	**0.0137**	**0.0216**	**0.0179**	**0.0101**	< 0.010	< 0.010	**0.0017J**	**0.0031 J**	**0.0021 J**	**0.0013 J**	< 0.010	< 0.010	**0.0064 J**
Copper	mg/L	< 0.01	< 0.01	< 0.01	< 0.01	< 0.01	< 0.01	< 0.01	< 0.01	< 0.01	< 0.01	< 0.01	< 0.01	< 0.01	< 0.02	< 0.02	**0.0021 J**	**0.0024 J**	**0.0044 JB**	< 0.020	< 0.020	< 0.020	**0.0038 J**
Cyanide	mg/L	< 0.01	< 0.01	< 0.01	< 0.01	< 0.01	< 0.01	< 0.01	< 0.01	< 0.01	< 0.01	< 0.01	< 0.01	< 0.01	< 0.010	< 0.010	< 0.0050	**0.0056 J**	< 0.0050	< 0.010	< 0.010	< 0.010	< 0.010
Lead	mg/L	< 0.01	< 0.01	< 0.01	< 0.01	< 0.01	< 0.01	< 0.01	< 0.01	< 0.01	< 0.01	< 0.01	< 0.01	< 0.01	< 0.010	< 0.010	< 0.0040	< 0.0040	< 0.0040	< 0.010	< 0.010	< 0.010	< 0.0050
Mercury	mg/L	< 0.0002	< 0.0002	< 0.0002	< 0.0002	< 0.0002	< 0.0002	< 0.0002	< 0.0002	< 0.0002	< 0.00020	< 0.00020	< 0.00020	< 0.00020	< 0.00020	< 0.00020	< 0.000091	< 0.000091	< 0.000091	< 0.00020	< 0.00020	< 0.00020	< 0.00020
Nickel	mg/L	< 0.02	< 0.02	< 0.02	< 0.02	< 0.02	< 0.02	< 0.02	< 0.02	< 0.02	< 0.02	< 0.02	< 0.02	< 0.02	< 0.04	< 0.04	**0.0055 J**	**0.0055 J**	**0.0065 J**	**0.0066 J**	< 0.040	< 0.040	**0.0035 J**
Selenium	mg/L	< 0.02	< 0.02	< 0.02	< 0.02	< 0.02	< 0.02	< 0.02	< 0.02	< 0.02	< 0.02	< 0.02	< 0.02	< 0.02	< 0.020	< 0.020	< 0.0064	< 0.0064	< 0.0064	< 0.020	< 0.020	< 0.020	< 0.010
Thallium	mg/L	< 0.002	< 0.002	< 0.002	< 0.002	< 0.002	< 0.002	< 0.002	< 0.02	< 0.02	< 0.02	< 0.02	< 0.02	< 0.02	< 0.0010	< 0.0010	< 0.00025	< 0.00025	< 0.00025	< 0.0010	< 0.0010	< 0.0010	< 0.0010
Vanadium (fume or dust)	mg/L	**0.013**	**0.0133**	**0.0149**	**0.0122**	< 0.01	< 0.01	< 0.01	< 0.01	< 0.01	< 0.01	< 0.01	< 0.01	< 0.01	< 0.010	< 0.010	**0.0086 J**	**0.0067 J**	**0.0068 J**	**0.0045 J**	< 0.010	< 0.010	< 0.010
Zinc	mg/L	< 0.02	< 0.02	< 0.02	< 0.02	< 0.02	< 0.02	< 0.02	< 0.02	< 0.02	< 0.02	< 0.02	< 0.02	< 0.02	< 0.020	< 0.020	< 0.0087	< 0.0087	< 0.0087	< 0.020	< 0.020	< 0.020	< 0.020

Notes:
ISCO - *in-situ* chemical oxidation
** - Resampled in August 2007 for VOCs only

Data Qualifier Defintions:
-- - Not analyzed
B (Inorganics) - Estimated analyte concentration
D - Analyte concentration reported from secondary dilution
DB - Analyte concentration reported from secondary dilution; analyte detected in method blank
H - Holding time exceeded for sample
J - Estimated analyte concentration
JB (Organic) - Estimated analyte concentration; analyte detected in method blank
JM (Organic) - Estimated analyte concentration; spike sample recovery outside control limits
M (Organic) - Spike sample recovery outside control limits
N - Spike sample recovery outside of control limits
R - Sample data results rejected due to deficiencies in the ability to meet quality control standards
< - Analyte not detected at referenced detection limit
U - Analyte not detected at referenced detection limit
UJ - Analyte not detected; low method bias and/or matrix interference
UN - Analyte not detected; spiked sample recovery outside of control limits
UR - Analyte not detected; data rejected
UWN - Analyte not detected; post digestion spike and spike sample recovery outside control limits
Bold - Exceeds the laboratory detection limit

Appendix E-2
Summary of Historical Groundwater Sampling Data - Transition Zone and Bedrock Monitoring Wells
January 2001 through January 2019
Atlanta Gas Light Company
Former Manufactured Gas Plant Site
Augusta, Georgia

Chemical Name	Location ID	MW-513BR	MW-513BR	MW-513BR	MW-513BR	MW-513BR	MW-513BR	MW-513BR	MW-513BR	MW-513BR	MW-513BR	MW-513BR	MW-513BR	MW-513BR	MW-513BR	MW-513BR	MW-513BR	MW-513BR
	Sample Date	1/23/2019	7/19/2018	1/24/2018	7/26/2017	1/26/2017	7/28/2016	1/21/2016	7/29/2015	1/14/2015	7/16/2014	1/8/2014	7/11/2013	1/9/2013	7/24/2012	2/6/2012	7/7/2011	1/18/2011
	Unit	Post-Extraction								During Extraction								
Volatile Organic Compounds																		
Acetone	µg/L	< 50	< 50	< 50	< 50	< 50	< 50	< 50	< 50	< 50	< 50	< 50	< 50	< 100	< 100	< 5.0	< 5.0	< 5.0
Benzene	µg/L	< 5.0	< 5.0	< 5.0	< 5.0	< 5.0	< 5.0	< 5.0	< 5.0	< 5.0	< 5.0	< 5.0	< 5.0	< 5.0	< 5.0	**2.1 J**	**0.49 J**	**30**
Carbon Disulfide	µg/L	< 5.0	< 5.0	< 5.0	< 5.0	< 5.0	< 5.0	< 5.0	< 5.0	< 5.0	< 5.0	< 5.0	< 5.0	< 5.0	< 5.0	< 0.60	< 0.60	< 0.60
Ethylbenzene	µg/L	< 5.0	< 5.0	< 5.0	< 5.0	< 5.0	< 5.0	< 5.0	< 5.0	< 5.0	< 5.0	< 5.0	< 5.0	< 5.0	< 5.0	**0.25 J**	< 0.11	**3.0 J**
Methylene Chloride	µg/L	< 5.0	< 5.0	< 5.0	< 5.0	< 5.0	< 5.0	< 5.0	< 5.0	< 5.0	< 5.0	< 5.0	< 5.0	< 5.0	< 5.0	< 1.0	< 1.0	< 1.0
Toluene	µg/L	< 5.0	< 5.0	< 5.0	< 5.0	< 5.0	< 5.0	< 5.0	< 5.0	< 5.0	< 5.0	< 5.0	< 5.0	< 5.0	< 5.0	< 0.33	< 0.33	< 0.33
Trichloroethylene	µg/L	< 5.0	< 5.0	< 5.0	< 5.0	< 5.0	< 5.0	< 5.0	< 5.0	< 5.0	< 5.0	< 5.0	< 5.0	< 5.0	< 5.0	**0.31 J**	< 0.13	**0.35 J**
Xylenes, total	µg/L	< 5.0	< 5.0	< 5.0	< 5.0	< 5.0	< 5.0	< 5.0	< 5.0	< 5.0	< 5.0	< 5.0	< 5.0	< 5.0	< 5.0	**0.33 J**	< 0.20	**1.4 J**
Semivolatile Organic Compounds																		
Acenaphthene	µg/L	**6.7**	< 0.5	**6.6**	**4.6**	**3.7**	**3.6**	**3.0**	< 0.5	**1.3**	**1.8**	< 0.50	**2.4**	**2.5**	**2.9**	**6.9**	**0.16 J**	**4.1**
Acenaphthylene	µg/L	< 1.0	< 1.0	< 1.0	< 1.0	< 1.0	< 1.0	< 1.0	< 1.0	< 1	< 1.0	< 1.0	< 1.0	< 0.20	< 0.20	**0.16 J**	< 0.097	< 0.095
Anthracene	µg/L	< 0.05	< 0.05	< 0.05	**0.068**	**0.057**	**0.075**	< 0.05	< 0.05	**0.082**	**0.068**	< 0.05	< 0.050	< 0.20	< 0.20	< 0.11	< 0.097	< 0.095
Benz(a)anthracene	µg/L	< 0.05	< 0.05	< 0.05	< 0.05	< 0.05	< 0.05	< 0.05	< 0.05	< 0.05	< 0.05	< 0.05	< 0.050	< 0.20	< 0.20	< 0.11	< 0.097	< 0.095
Benzo(a)pyrene	µg/L	< 0.05	< 0.05	< 0.05	< 0.05	< 0.05 UJ	< 0.05	< 0.05	< 0.05	< 0.05	< 0.05	< 0.05	< 0.050	< 0.20	< 0.20	< 0.11	< 0.097	< 0.095
Benzo(b)fluoranthene	µg/L	< 0.1	< 0.1	< 0.1	< 0.1	< 0.1	< 0.1	< 0.1	< 0.1	< 0.10	< 0.10	< 0.10	< 0.10	< 0.20	< 0.20	< 0.11	< 0.097	< 0.095
Benzo(g,h,i)perylene	µg/L	< 0.1	< 0.1	< 0.1	< 0.1	< 0.1	< 0.1	< 0.1	< 0.1	< 0.10	< 0.10	< 0.10	< 0.10	< 0.20	< 0.20	< 0.11	< 0.097	< 0.095
Benzo(k)fluoranthene	µg/L	< 0.05	< 0.05	< 0.05	< 0.05	< 0.05	< 0.05	< 0.05	< 0.05	< 0.05	< 0.05	< 0.05	< 0.050	< 0.20	< 0.20	< 0.11	< 0.097	< 0.095
Chrysene	µg/L	< 0.05	< 0.05	< 0.05	< 0.05	< 0.05	< 0.05	< 0.05	< 0.05	< 0.05	< 0.05	< 0.05	< 0.050	< 0.20	< 0.20	< 0.049	< 0.043	< 0.043
Dibenzo(a,h)anthracene	µg/L	< 0.1	< 0.1	< 0.1	< 0.1	< 0.1	< 0.1	< 0.1	< 0.1	< 0.10	< 0.10	< 0.10	< 0.10	< 0.20	< 0.20	< 0.11	< 0.097	< 0.095
Fluoranthene	µg/L	< 0.1	< 0.1	< 0.1	< 0.1	< 0.1	< 0.1	< 0.1	< 0.1	< 0.1	< 0.10	< 0.10	< 0.10	< 0.20	< 0.20	< 0.11	< 0.097	< 0.095
Fluorene	µg/L	< 0.1	< 0.1	< 0.1	< 0.1	< 0.1	< 0.1	< 0.1	< 0.1	< 0.10	< 0.10	< 0.10	**0.19**	< 0.20	< 0.20	**0.40**	< 0.097	**0.28**
Indeno(1,2,3-cd)pyrene	µg/L	< 0.05	< 0.05	< 0.05	< 0.05	< 0.05	< 0.05	< 0.05	**0.054**	< 0.05	< 0.05	< 0.05	< 0.050	< 0.20	< 0.20	< 0.11	< 0.097	< 0.095
Naphthalene	µg/L	< 0.5	< 0.5	< 0.5	< 0.5	< 0.5	< 0.5	< 0.5	< 0.5	< 0.5	< 0.50	< 0.50	**1.9**	**2.6**	< 0.20	**2.2**	**0.30**	**4.4**
Phenanthrene	µg/L	< 0.05	< 0.05	< 0.05	< 0.05	< 0.05	< 0.05	< 0.05	< 0.05	< 0.05	< 0.05	< 0.05	< 0.050	< 0.20	< 0.20	< 0.11	< 0.097	< 0.095
Pyrene	µg/L	**0.13**	< 0.05	**0.11**	**0.1**	**0.068**	**0.076**	**0.055**	< 0.05	< 0.05	< 0.05	< 0.05	< 0.050	< 0.20	< 0.20	**0.11 J**	< 0.097	< 0.095
Inorganic Compounds																		
Antimony	mg/L	< 0.006	< 0.006	< 0.006	< 0.006	< 0.006	< 0.006	< 0.006	< 0.02	< 0.02	< 0.02	< 0.02	< 0.0200	< 0.020	< 0.020	< 0.0053	< 0.0053	< 0.0053
Arsenic	mg/L	< 0.05	< 0.05	< 0.05	< 0.05	< 0.05	< 0.05	< 0.05	< 0.05	< 0.05	< 0.05	< 0.05	< 0.0500	< 0.020	< 0.020	< 0.0046	< 0.0046	< 0.0046
Barium	mg/L	**0.504**	**0.333**	**0.712**	**0.656**	**0.637**	**0.614**	**0.68**	**0.114**	**0.711**	**0.635**	**0.115**	**0.749**	**0.72**	**0.79**	**0.74**	**0.15**	**0.61**
Beryllium	mg/L	< 0.004	< 0.004	< 0.004	< 0.004	< 0.004	< 0.004	< 0.004	< 0.01	< 0.01	< 0.01	< 0.01	< 0.0100	< 0.0040	< 0.0040	< 0.00020	< 0.00020	< 0.00020
Cadmium	mg/L	< 0.005	< 0.005	< 0.005	< 0.005	< 0.005	< 0.005	< 0.005	< 0.005	< 0.005	< 0.005	< 0.005	< 0.0050	< 0.0050	< 0.0050	< 0.0020	< 0.0020	< 0.0020
Chromium	mg/L	< 0.01	< 0.01	< 0.01	< 0.01	< 0.01	< 0.01	< 0.01	< 0.01	< 0.01	< 0.01	< 0.01	< 0.0100	< 0.010	< 0.010	< 0.0012	**0.0025 J**	**0.0013 J**
Copper	mg/L	< 0.01	< 0.01	< 0.01	< 0.01	< 0.01	< 0.01	< 0.01	< 0.01	< 0.01	< 0.01	< 0.01	< 0.0100	< 0.020	< 0.020	< 0.0019	< 0.0019	< 0.0019
Cyanide	mg/L	< 0.01	< 0.01	< 0.01	< 0.01	< 0.01	< 0.01	< 0.01	< 0.01	< 0.01	< 0.01	< 0.01	< 0.010	< 0.010	< 0.010	< 0.0050	< 0.0050	< 0.0050
Lead	mg/L	< 0.01	< 0.01	< 0.01	< 0.01	< 0.01	< 0.01	< 0.01	< 0.01	< 0.01	< 0.01	< 0.01	< 0.0100	< 0.010	< 0.010	< 0.0040	< 0.0040	< 0.0040
Mercury	mg/L	< 0.0002	< 0.0002	< 0.0002	< 0.0002	< 0.0002	< 0.0002	< 0.0002	< 0.0002	< 0.00020	< 0.00020	< 0.00020	< 0.00020	< 0.00020	< 0.00020	< 0.000091	< 0.000091	< 0.000091
Nickel	mg/L	< 0.02	< 0.02	< 0.02	< 0.02	< 0.02	< 0.02	< 0.02	< 0.02	< 0.02	< 0.02	< 0.02	< 0.0200	< 0.040	< 0.040	< 0.0023	**0.0028 J**	< 0.0023
Selenium	mg/L	< 0.02	< 0.02	< 0.02	< 0.02	< 0.02	< 0.02	< 0.02	< 0.02	< 0.02	< 0.02	< 0.02	< 0.0200	< 0.020	< 0.020	< 0.0064	< 0.0064	< 0.0064
Thallium	mg/L	< 0.002	< 0.002	< 0.002	< 0.002	< 0.002	< 0.002	< 0.002	< 0.02	< 0.02	< 0.02	< 0.02	< 0.0200	< 0.0010	< 0.0010	< 0.00025	< 0.00025	< 0.00025
Vanadium (fume or dust)	mg/L	< 0.01	< 0.01	< 0.01	< 0.01	< 0.01	< 0.01	< 0.01	< 0.01	< 0.01	< 0.01	**0.0108**	< 0.0100	< 0.010	< 0.010	< 0.0024	**0.012**	< 0.0024
Zinc	mg/L	< 0.02	< 0.02	< 0.02	< 0.02	< 0.02	< 0.02	**0.0238**	< 0.02	**0.0224**	< 0.02	< 0.02	< 0.0200	< 0.020	< 0.020	< 0.0087	**0.030**	< 0.0087

Notes:
ISCO - *in-situ* chemical oxidation
** - Resampled in August 2007 for VOCs only

Data Qualifier Defintions:
-- - Not analyzed
B (Inorganics) - Estimated analyte concentration
D - Analyte concentration reported from secondary dilution
DB - Analyte concentration reported from secondary dilution; analyte detected in method blank
H - Holding time exceeded for sample
J - Estimated analyte concentration
JB (Organic) - Estimated analyte concentration; analyte detected in method blank
JM (Organic) - Estimated analyte concentration; spike sample recovery outside control limits
M (Organic) - Spike sample recovery outside control limits
N - Spike sample recovery outside of control limits
R - Sample data results rejected due to deficiencies in the ability to meet quality control standards
< - Analyte not detected at referenced detection limit
U - Analyte not detected at referenced detection limit
UJ - Analyte not detected; low method bias and/or matrix interference
UN - Analyte not detected; spiked sample recovery outside of control limits
UR - Analyte not detected; data rejected
UWN - Analyte not detected; post digestion spike and spike sample recovery outside control limits
Bold - Exceeds the laboratory detection limit

APPENDIX E-3

SUMMARY OF HISTORICAL GROUNDWATER SAMPLING DATA – DECOMMISSIONED MONITORING WELLS

Appendix E-3
Summary of Historical Ground Water Sampling Data - Decommissioned Wells
Atlanta Gas Light Company
Former Manufactured Gas Plant Site
Augusta, Ga

Chemical Name	Location ID	MW-202DR	MW-202DR	MW-202DR	MW-202DR	MW-202DR	MW-202DR	MW-202DR	MW-202DR	MW-202DR	MW-202DR	MW-202DR	MW-202DR	MW-202DR	MW-202DR	MW-202DR	MW-202DR	MW-202DR	MW-202DR	MW-202DR	MW-202DR	MW-202DR	MW-202DR	MW-202DR
	Sample Date	7/26/2017	1/25/2017	7/28/2016	1/20/2016	7/28/2015	1/13/2015	7/17/2014	1/7/2014	7/9/2013	1/8/2013	7/24/2012	1/16/2012	7/5/2011	01/11 DUP	1/17/2011	7/13/2010	1/5/2010	7/22/2009	01/13/2009	07/23/2008	1/9/2008	7/11/2007	2/15/2007
	Unit	Post-ISCO																						
Field Parameters																								
Conductivity	mS/cm	0.535	0.578	0.555	0.511	580	0.524	0.518	0.420	0.549	0.557	0.53	0.642	0.641	2.26	2.26	0.582	0.716	0.947	23.1	1.163	1.091	1.021	1.542
Dissolved Oxygen (YSI)	mg/L	0.15	0.22	0.1	0.21	0.28	1.29	0.2	4.17	0.23	0.70	0.02	0.82	1.20	6.43	6.43	2.44	8.29	18.43	147.8	29.48	29.59	35.80	12.98
Oxidation Reduction Potential	mV	101.3	102.3	63.5	-86.4	285.3	-16.1	48.1	61.4	101.6	126.0	92.5	75.9	136.8	126.5	126.5	122.3	12.3	123.8	5.87	195.4	241.5	83.5	138.7
pH	SU	6.07	6.15	6.36	6.87	6.31	6.13	6.33	6.32	5.91	6.31	6.08	6.20	6.22	0.537	0.537	6.13	6.1	5.93	1.071	5.89	5.96	6.02	5.95
Temperature	Celsius	21.14	20.19	20.5	20.21	30.7	16.5	21.6	15.02	23.67	19.36	23.7	19.70	23.09	16.83	16.83	22.25	18.92	22.86	17.36	22.31	20.97	22.82	19.48
Turbidity	NTU	1.0	1.54	2.06	1.25	1.54	1.74	3.98	1.51	9.38	7.90	8.53	4.50	60.9	9.24	9.24	8.54	8.02	2.5	8.7	9.96	4.14	13.0	1.76
Monitored Natural Attenuation Parameters																								
Carbon Dioxide	µg/L	--	--	--	--	--	196	234	324	219	100	120	1,300 B	1,500 B	1,000 *	1,100 *	1,300	1,500	2000 *	1800	2100	< 1.0	< 1.0	--
Iron	mg/L	--	--	--	--	--	--	--	--	--	--	--	--	--	--	--	--	--	--	--	--	--	--	--
Iron, as Ferrous (Fe+2)	mg/L	--	--	--	--	--	< 0.100	< 0.100	<0.100	<0.100	< 0.10 HF	< 0.10 HF	< 0.025 HF	< 0.025 HF	< 0.025 HF	< 0.025 HF	< 0.10 HF	< 0.10 HF	< 0.10 HF	< 0.10 HF	< 0.10	< 0.10	< 0.10	< 0.1
Manganese, Total	mg/L	--	--	--	--	--	--	--	--	--	--	--	--	--	--	--	--	--	--	--	--	--	--	--
Manganese, Dissolved	mg/L	--	--	--	--	--	--	--	--	--	--	--	--	--	--	--	--	--	--	--	--	--	--	--
Methane	µg/L	--	--	--	--	--	< 4	< 4	<4	<4	< 0.58	76	< 0.29	0.36 J	0.20	< 0.19	0.22	0.33	0.27	0.37	0.21 J	0.39	4.2	4.5
Nitrate	mg/L	--	--	--	--	--	0.31	< 0.25	<0.25	0.25	0.82	0.82	0.24 J	0.25	0.84 J	0.90 J	0.63 JH	< 1.1	< 1.1	0.58	3.1	0.74	< 0.25	< 0.25
Nitrogen	mg/L	--	--	--	--	--	--	--	--	--	--	--	--	--	--	--	--	--	--	--	--	--	--	--
Nitrogen, ammonia (as N)	mg/L	--	--	--	--	--	--	--	--	--	--	--	--	--	--	--	--	--	--	--	--	--	--	--
Oxygen	mg/L	--	--	--	--	--	8.27 H	5.25 H	7.58 H	6.92 H	6.3	6.3	1.4	1.6	1.5	1.3	1.4	1.7	1300	1600	1900	31	32	36
Sulfate	mg/L	--	--	--	--	--	56	61	64	67	68	72	75	80	79	78	76	98	130	180	230	340	260	340
Sulfide	mg/L	--	--	--	--	--	--	--	--	--	--	--	--	--	--	--	--	--	--	--	--	--	--	--
Volatile Organic Compounds																								
Acetone	µg/L	< 50	< 50	< 50	< 50	< 50	< 50	< 50	< 50	< 50	< 100	< 100	< 5.0	< 5.0	< 5.0	< 5.0	< 100	< 100	< 100	< 100	< 100	< 50	< 50	< 50
Benzene	µg/L	< 5.0	< 5.0	< 5.0	< 5.0	< 5.0	< 5.0	< 5.0	< 5.0	< 5.0	< 5.0	< 5.0	< 0.25	< 0.25	< 0.25	< 0.25	< 5.0	< 5.0	< 5.0	< 5.0	< 5.0	< 5.0	< 5	< 5
Carbon Disulfide	µg/L	< 5.0	< 5.0	< 5.0	< 5.0	< 5.0	< 5.0	< 5.0	< 5.0	< 5.0	< 5.0	< 5.0	< 0.60	< 0.60	< 0.60	< 0.60	< 5.0	< 5.0	< 5.0	< 5.0	< 5.0	< 5.0	< 5	< 5
Ethylbenzene	µg/L	< 5.0	< 5.0	< 5.0	< 5.0	< 5.0	< 5.0	< 5.0	< 5.0	< 5.0	< 5.0	< 5.0	< 0.11	< 0.11	< 0.11	< 1.0	< 5.0	< 5.0	< 5.0	< 5.0	< 5.0	< 5.0	< 5	< 5
Methylene Chloride	µg/L	< 5.0	< 5.0	< 5.0	< 5.0	< 5.0	< 5.0	< 5.0	< 5.0	< 5.0	< 5.0	< 5.0	< 1.0	< 1.0	< 1.0	< 0.11	< 5.0	< 5.0	< 5.0	< 5.0	< 5.0	< 5.0	< 5	< 5
Toluene	µg/L	< 5.0	< 5.0	< 5.0	< 5.0	< 5.0	< 5.0	< 5.0	< 5.0	< 5.0	< 5.0	< 5.0	< 0.33	< 0.33	< 0.33	< 0.33	< 5.0	< 5.0	< 5.0	< 5.0	< 5.0	< 5.0	< 5	< 5
Trichloroethylene	µg/L	< 5.0	< 5.0	< 5.0	< 5.0	< 5.0	< 5.0	< 5.0	< 5.0	< 5.0	< 5.0	< 5.0	< 0.13	< 0.13	< 0.13	< 0.13	< 5.0	< 5.0	< 5.0	< 5.0	< 5.0	< 5.0	< 5	< 5
Xylenes, total	µg/L	< 5.0	< 5.0	< 5.0	< 5.0	< 5.0	< 5.0	< 5.0	< 5.0	< 5.0	< 5.0	< 5.0	< 0.20	< 0.20	< 0.20	< 0.20	< 5.0	< 5.0	< 5.0	< 5.0	< 5.0	< 5.0	< 5	< 5
Semivolatile Organic Compounds																								
2-Methylnaphthalene	µg/L	--	--	--	--	--	--	--	--	--	--	--	--	--	--	--	--	--	--	--	--	--		--
Acenaphthene	µg/L	< 0.5	< 0.5	< 0.5	< 0.5	< 0.5	< 0.50	< 0.50	< 0.50	< 0.50	< 0.19	< 0.19	< 0.097	< 0.095	< 0.11	< 0.11	< 0.19	< 0.19	< 0.19	< 0.19	< 0.19	< 10	< 10	< 10
Acenaphthylene	µg/L	< 1.0	< 1.0	< 1.0	< 1.0	< 1.0	< 1.0	< 1.0	< 1.0	< 1.0	< 0.19	< 0.19	< 0.097	< 0.095	< 0.11	< 0.11	< 0.19	< 0.19	< 0.19	< 0.19	< 0.19	< 10	< 10	< 10
Anthracene	µg/L	**0.096**	< 0.05	< 0.05	< 0.05	< 0.05	< 0.050	< 0.050	< 0.050	< 0.050	< 0.19	< 0.19	< 0.097	< 0.095	< 0.11	< 0.11	< 0.19	< 0.19	< 0.19	< 0.19	< 0.19	< 10	< 10	< 10
Benz(a)anthracene	µg/L	< 0.05	< 0.05	< 0.05	< 0.05	< 0.05	< 0.050	< 0.050	< 0.050	< 0.050	< 0.19	< 0.19	< 0.097	< 0.095	< 0.11	< 0.11	< 0.19	< 0.19	< 0.19	< 0.19	< 0.19	< 0.050	< 0.05	< 0.05
Benzo(a)pyrene	µg/L	< 0.05	< 0.05	< 0.05	< 0.05	< 0.05	< 0.050	< 0.050	< 0.050	< 0.050	< 0.19	< 0.19	< 0.097	< 0.095	< 0.11	< 0.11	< 0.19	< 0.19	< 0.19	< 0.19	< 0.19	< 0.050	< 0.05	< 0.05
Benzo(b)fluoranthene	µg/L	< 0.1	< 0.1	< 0.1	< 0.1	< 0.1	< 0.10	< 0.10	< 0.10	< 0.10	< 0.19	< 0.19	< 0.097	< 0.095	< 0.11	< 0.11	< 0.19	< 0.19	< 0.19	< 0.19	< 0.19	< 0.10	< 0.1	< 0.1
Benzo(g,h,i)perylene	µg/L	< 0.1	< 0.1	< 0.1	< 0.1	< 0.1	< 0.10	< 0.10	< 0.10	< 0.10	< 0.19	< 0.19	< 0.097	< 0.095	< 0.11	< 0.11	< 0.19	< 0.19	< 0.19	< 0.19	< 0.19	< 10	< 10	< 10
Benzo(k)fluoranthene	µg/L	< 0.05	< 0.05	< 0.05	< 0.05	< 0.05	< 0.050	< 0.050	**0.060**	< 0.050	< 0.19	< 0.19	< 0.097	< 0.095	< 0.11	< 0.11	< 0.19	< 0.19	< 0.19	< 0.19	< 0.19	< 10	< 10	< 10
Chrysene	µg/L	< 0.05	< 0.05	< 0.05	< 0.05	< 0.05	< 0.050	< 0.050	< 0.050	< 0.050	< 0.19	< 0.19	< 0.044	< 0.043	< 0.048	< 0.048	< 0.19	< 0.19	< 0.19	< 0.19	< 0.19	< 0.050	< 0.05	< 0.05
Dibenzo(a,h)anthracene	µg/L	< 0.1	< 0.1	< 0.1	< 0.1	< 0.1	< 0.10	< 0.10	< 0.10	< 0.10	< 0.19	< 0.19	< 0.097	< 0.095	< 0.11	< 0.11	< 0.19	< 0.19	< 0.19	< 0.19	< 0.19	< 0.1	< 0.1	< 0.1
Dibenzofuran	µg/L	--	--	--	--	--	--	--	--	--	--	--	--	--	--	--	--	--	--	--	--	--	--	--
Fluoranthene	µg/L	< 0.1	< 0.1	< 0.1	< 0.1	< 0.1	< 0.10	< 0.10	< 0.10	< 0.10	< 0.19	< 0.19	< 0.097	< 0.095	< 0.11	< 0.11	< 0.19	< 0.19	< 0.19	< 0.19	< 0.19	< 10	< 10	< 10
Fluorene	µg/L	< 0.1	< 0.1	< 0.1	< 0.1	< 0.1	< 0.10	< 0.10	< 0.10	< 0.10	< 0.19	< 0.19	< 0.097	< 0.095	< 0.11	< 0.11	< 0.19	< 0.19	< 0.19	< 0.19	< 0.19	< 10	< 10	< 10
Indeno(1,2,3-cd)pyrene	µg/L	< 0.05	< 0.05	< 0.05	< 0.05	< 0.05	< 0.050	< 0.050	**0.065**	< 0.050	< 0.19	< 0.19	< 0.097	< 0.095	< 0.11	< 0.11	< 0.19	< 0.19	< 0.19	< 0.19	< 0.19	< 0.050	< 0.05	< 0.05
Naphthalene	µg/L	< 0.5	**3.9**	< 0.5	< 0.5	< 0.5	**2.7**	< 0.50	< 0.50	< 0.50	< 0.19	< 0.19	**1.2**	< 0.095	< 1.0	**0.24**	< 0.19	< 0.19	< 0.19	0.028 J	< 0.19	< 10	< 10	< 10
Phenanthrene	µg/L	< 0.05	< 0.05	< 0.05	< 0.05	< 0.05	< 0.50	< 0.050	< 0.050	< 0.050	< 0.19	< 0.19	< 0.097	< 0.095	< 0.11	< 0.11	< 0.19	< 0.19	< 0.19	< 0.19	< 0.19	< 10	< 10	< 10
Pyrene	µg/L	< 0.05	< 0.05	< 0.05	< 0.05	< 0.05	< 0.050	< 0.050	< 0.050	< 0.050	< 0.19	< 0.19	< 0.097	< 0.095	< 0.11	< 0.11	< 0.19	< 0.19	< 0.19	< 0.19	< 0.19	< 10	< 10	< 10
Inorganic Compounds																								
Aluminum (fume or dust)	mg/L	--	--	--	--	--	--	--	--	--	--	--	--	--	--	--	--	--	--	--	--	--	--	--
Antimony	mg/L	< 0.006	< 0.006	< 0.006	< 0.006	< 0.02	< 0.0200	< 0.0200	< 0.0200	< 0.0200	< 0.020	< 0.020	< 0.0053	< 0.0053	< 0.0053	< 0.0053	< 0.020	< 0.020	< 0.020	< 0.020	< 0.020	< 0.0200	< 0.02	< 0.02
Arsenic	mg/L	< 0.05	< 0.05	< 0.05	< 0.05	< 0.05	< 0.0500	< 0.0500	< 0.0500	< 0.0500	< 0.020	< 0.020	< 0.0046	< 0.0046	< 0.0046	< 0.0046	< 0.020	< 0.020	< 0.020	< 0.010	< 0.010	<0.0500	< 0.05	< 0.05
Barium	mg/L	**0.0761**	**0.064**	**0.0722**	**0.069**	**0.0619**	**0.0536**	**0.0549**	**0.0541**	**0.0519**	**0.050**	**0.055**	**0.062**	**0.062**	**0.061**	**0.059**	**0.054**	**0.05**	**0.06**	**0.057**	**0.069**	**0.0737**	**0.0753**	**0.104**
Beryllium	mg/L	< 0.004	< 0.004	< 0.004	< 0.004	< 0.01	< 0.0100	< 0.0100	< 0.0100	< 0.0100	< 0.0040	< 0.0040	< 0.00020	< 0.00020	< 0.00020	< 0.00020	< 0.0040	< 0.0040	< 0.0040	< 0.0040	< 0.0040	< 0.0100	< 0.010	< 0.010
Cadmium	mg/L	< 0.005	< 0.005	< 0.005	< 0.005	< 0.005	< 0.0050	< 0.0050	< 0.0050	< 0.0050	< 0.0050	< 0.0050	< 0.0020	< 0.0020	< 0.0020	< 0.0020	< 0.0050	< 0.0050	< 0.0050	< 0.0050	< 0.0050	< 0.0050	< 0.005	< 0.005
Calcium metal	mg/L	--	--	--	--	--	--	--	--	--	--	--	--	--	--	--	--	--	--	--	--	--	--	--
Chromium	mg/L	< 0.01	< 0.01	< 0.01	< 0.01	< 0.01	< 0.0100	< 0.0100	< 0.0100	< 0.0100	< 0.010	< 0.010	**0.0049 J**	**0.0041 J**	**0.0038 J**	**0.0037 J**	**0.0015 J**	< 0.010	< 0.010	0.0030 J	0.0050 J	< 0.0100	< 0.010	< 0.010
Cobalt	mg/L	--	--	--	--	--	--	--	--	--	--	--	--	--	--	--	--	--	--	--	--	--	--	--
Copper	mg/L	< 0.01	< 0.01	< 0.01	< 0.01	< 0.01	< 0.0100	< 0.0100	< 0.0100	< 0.0100	< 0.020	< 0.020	**0.0058 J**	< 0.0019	< 0.0019	< 0.0019	**0.0030 J**	< 0.020	< 0.020	< 0.020	< 0.020	< 0.0100	< 0.010	< 0.010
Cyanide	mg/L	< 0.01	< 0.01	< 0.01	< 0.01	< 0.01	< 0.010	< 0.010	< 0.010	< 0.010	< 0.010	< 0.010	< 0.0050	**0.016**	< 0.0050	< 0.0050	< 0.010	< 0.010	< 0.010	< 0.010	0.0066 J	< 0.010	< 0.010	< 0.010
Lead	mg/L	< 0.01	< 0.01	< 0.01	< 0.01	< 0.01	< 0.0100	< 0.0100	< 0.0100	< 0.0100	< 0.010	< 0.010	< 0.0040	< 0.0040	< 0.0040	< 0.0040	< 0.010	< 0.010	< 0.010	< 0.0050	< 0.0050	< 0.0100	< 0.010	< 0.010
Magnesium	mg/L	--	--	--	--	--	--	--	--	--	--	--	--	--	--	--	--	--	--	--	--	--	--	--
Mercury	mg/L	< 0.0002	< 0.0002	< 0.0002	< 0.0002	< 0.0002	< 0.00020	< 0.00020	< 0.00020	< 0.00020	< 0.00020	< 0.00020	< 0.000091	< 0.000091	< 0.000091	< 0.000091	< 0.00020	< 0.00020	< 0.00020	< 0.00020	< 0.00020	< 0.00020	< 0.0002	< 0.0002
Nickel	mg/L	< 0.02	< 0.02	< 0.02	< 0.02	< 0.02	< 0.0200	< 0.0200	< 0.0200	< 0.0200	< 0.040	< 0.040	**0.013 J**	**0.0031 J**	< 0.0023	< 0.0023	**0.0071 J**	< 0.040	< 0.040	0.0017 J	0.0039 J	< 0.0200	< 0.02	< 0.02
Potassium	mg/L	--	--	--	--	--	--	--	--	--	--	--	--	--	--	--	--	--	--	--	--	--	--	--
Selenium	mg/L	< 0.02	< 0.02	< 0.02	< 0.02	< 0.02	< 0.0200	< 0.0200	< 0.0200	< 0.0200	< 0.020	< 0.020	< 0.0064	**0.0079 J**	< 0.0064	< 0.0064	< 0.020	< 0.020	< 0.020	0.0079 J	0.0082 J	< 0.0200	< 0.02	< 0.02
Sodium	mg/L	--	--	--	--	--	--	--	--	--	--	--	--	--	--	--	--	--	--	--	--	--	--	--
Thallium	mg/L	< 0.002	< 0.002	< 0.002	< 0.002	< 0.02	< 0.0200	< 0.0200	< 0.0200	< 0.0200	< 0.0010	< 0.0010	< 0.00025	< 0.00025	< 0.00025	< 0.00025	< 0.0010	< 0.0010	< 0.0010	< 0.0010	< 0.0010	< 1.00	< 1.00	< 1
Vanadium (fume or dust)	mg/L	< 0.01	< 0.01	< 0.01	< 0.01	< 0.01	< 0.0100	< 0.0100	< 0.0100	< 0.0100	< 0.010	< 0.010	**0.0027 J**	**0.0049 J**	**0.0028 J**	< 0.0024	< 0.010	< 0.010	< 0.010	0.0032 J	0.0056 J	< 0.0100	< 0.010	< 0.010
Zinc	mg/L	< 0.02	< 0.02	< 0.02	**0.0231**	< 0.02	< 0.0200	< 0.0200	< 0.0200	< 0.0200	< 0.020	< 0.020	**0.038**	< 0.0087	< 0.0087	< 0.0087	< 0.020	< 0.020	< 0.020	< 0.020	< 0.020	< 0.0200	< 0.02	< 0.02

Notes:
ISCO - *in-situ* chemical oxidation

Data Qualifier Defintions:
-- - Not analyzed
B (Inorganics) - Estimated analyte concentration
D - Analyte concentration reported from secondary dilution
DB - Analyte concentration reported from secondary dilution; analyte detected in method blank
H - Holding time exceeded for sample
J - Estimated analyte concentration
JB (Organic) - Estimated analyte concentration; analyte detected in method blank
Bold = Exceeds the laboratory detection limit
JM (Organic) - Estimated analyte concentration; spike sample recovery outside control limits
M (Organic) - Spike sample recovery outside control limits
N - Spike sample recovery outside of control limits
R - Sample data results rejected due to deficiencies in the ability to meet quality control standards
< - Analyte not detected at referenced detection limit
UJ - Analyte not detected; low method bias and/or matrix interference
UN - Analyte not detected; spiked sample recovery outside of control limits
UR - Analyte not detected; data rejected
UWN - Analyte not detected; post digestion spike and spike sample recovery outside control limits

Appendix E-3
Summary of Historical Ground Water Sampling Data - Decommissioned Wells
Atlanta Gas Light Company
Former Manufactured Gas Plant Site
Augusta, Ga

Chemical Name	Location ID	MW-205	MW-205	MW-205	MW-205	MW-205	MW-205	MW-205	MW-205	MW-205	MW-205	MW-205	MW-205	MW-205	MW-205	MW-205	MW-205	MW-205	MW-205	MW-205	MW-205	MW-205	MW-205	MW-205	MW-205	MW-205	MW-205
	Sample Date	7/26/2017	1/25/2017	7/27/2016	1/20/2016	7/16/2014	1/9/2014	1/10/2013	7/26/2012	1/25/2012	7/7/2011	1/20/2011	7/13/2010	1/12/2010	7/29/2009	1/21/2009	7/23/2008	1/10/2008	1/17/2006	7/22/2005	7/16/2004	1/24/2004	7/18/2003	4/4/2002	1/22/2002	1/22/2002 DUP	7/17/2001	7/17/2001 DUP	1/23/2001
	Unit	Post-ISCO																		Pre-ISCO								
Field Parameters																												
Conductivity	mS/cm	0.617	0.626	0.667	0.532	0.568	0.455	0.464	0.202	0.417	0.463	0.85	0.41	0.486	0.548	0.33	0.577	0.497	--	--	--	--	--	--	--	--	--	--	--
Dissolved Oxygen (YSI)	mg/L	0.08	0.08	0.13	0.22	0.23	0.39	0.36	0.25	1.04	0.28	5.44	0.23	1.37	1.18	5.96	0.61	1.03	--	--	--	--	--	--	--	--	--	--	--
Oxidation Reduction Potential	mV	-59.6	-73	-71.7	-96.6	-107.1	-103.4	18.1	-29.2	-57.8	-59.6	57.3	-109.7	8.15	-36.8	-27	-29.8	-60.1	--	--	--	--	--	--	--	--	--	--	--
pH	SU	6.0	6.03	6.05	6.2	6.43	6.25	6.32	6.21	6.27	6.60	0.382	5.95	6.15	6.43	0.426	6.08	5.79	--	--	--	--	--	--	--	--	--	--	--
Temperature	Celsius	24.31	20.46	23.8	19.39	22.24	18.74	21.13	21.81	20.56	24.56	17.03	21.64	15.94	23.08	19.82	26.48	22.91	--	--	--	--	--	--	--	--	--	--	--
Turbidity	NTU	5.32	2.79	6.38	7.64	11.1	7.53	6.42	10.5	9.26	26.6	11.4	3.1	9.3	8	4.2	8.76	2.29	--	--	--	--	--	--	--	--	--	--	--
Monitored Natural Attenuation Parameters																													
Carbon Dioxide	µg/L	--	--	--	--	342	332	140	140	2,800 B	380 B	2,300	2,600	1,900	2,100 *	2,300	3,000	< 1000	--	--	--	--	--	--	--	--	--	--	--
Iron	mg/L	--	--	--	--	--	--	--	--	--	--	--	--	--	--	--	--	--	54.8	34.2	0.34	0.46	0.19	--	1.1	1.2	0.36	0.52	0.49
Iron, as Ferrous (Fe+2)	mg/L	--	--	--	--	3.78	0.949	0.35 HF	0.29 HF	1.7 HF	0.045 J HF	1.9 HF	2.0 HF	0.33 HF	< 0.10 HF	0.50 HF	0.19	5.87	--	--	--	--	--	--	--	--	--	--	--
Manganese, Total	mg/L	--	--	--	--	--	--	--	--	--	--	--	--	--	--	--	--	--	2.46	3.8	1.7	1.7	1.6	--	1.5	1.6	1.4	1.4	1.5
Manganese, Dissolved	mg/L	--	--	--	--	--	--	--	--	--	--	--	--	--	--	--	--	--	--	--	--	--	--	--	--	--	--	--	--
Methane	µg/L	--	--	--	--	180	290	380	2000	230	260	250	130	520	310	250	300	490	--	--	--	--	--	--	--	--	--	--	--
Nitrate	mg/L	--	--	--	--	< 0.25	<0.25	< 0.25	< 0.25	< 0.25	< 0.075	< 0.36	<1.1	< 1.1	< 1.1	< 0.050	0.20	< 0.25	--	--	--	--	--	--	--	--	--	--	--
Nitrogen	mg/L	--	--	--	--	--	--	--	--	--	--	--	--	--	--	--	--	--	--	--	--	--	--	--	--	--	--	--	--
Nitrogen, ammonia (as N)	mg/L	--	--	--	--	--	--	--	--	--	--	--	--	--	--	--	--	--	--	--	--	--	--	--	--	--	--	--	--
Oxygen	mg/L	--	--	--	--	6 H	6.82 H	5.1	2.4	1.6	1.3	1.2	1.4	1.3	2.1	1.3	0.99	1.9	--	--	--	--	--	--	--	--	--	--	--
Sulfate	mg/L	--	--	--	--	79	7.8	< 5.0	< 5.0	3.2 J	< 2.6	6.5	23	16	24	26	41	86	--	--	--	--	--	--	--	--	--	--	--
Sulfide	mg/L	--	--	--	--	--	--	--	--	--	--	--	--	--	--	--	--	--	--	--	--	--	--	--	--	--	--	--	--
Volatile Organic Compounds																													
Acetone	µg/L	< 50	< 50	< 50	< 50	< 50	<50	< 100	< 100	**5.7 J**	**21 J**	< 500	< 1000	< 10000	< 2000	< 2000	< 5000	**150**	**2,000**	**5,400**	< 2,500	< 2,500	< 1,300	--	< 1,200	< 1,200	< 620	< 1,200	< 1,200
Benzene	µg/L	**390**	**690**	**730**	**1000**	**1,100**	**3,100**	**4,300 D**	**3,300 D**	**6,600**	**12,000**	**8,900**	**5,600**	**12,000**	**7,500 D**	**2,700**	**5,500**	**8,300**	**6,500**	**5,500**	**4,100**	**3,500**	**3,300**	**6,400**	**6,400**	**6,000**	**5,500 D**	**6,500**	**7,700**
Carbon Disulfide	µg/L	< 5.0	< 5.0	< 5.0	< 5.0	< 5.0	<5.0	< 5.0	< 5.0	< 0.60	< 0.60	< 60	< 500	< 500	< 100	< 100	< 250	< 5.0	< 200	< 200	< 100	< 100	< 50	--	< 50	< 50	< 50	< 50	< 50
Ethylbenzene	µg/L	**130**	**110**	**72**	**95**	**170**	**360**	**400 D**	**490 D**	**660**	**510 J**	**490 J**	**220**	**750**	**440**	< 100	200 J	**160**	< 200	**130**	**180**	**260**	**240**	**280**	**350**	**360**	**450**	**610**	**470**
Methylene Chloride	µg/L	< 5.0	< 5.0	< 5.0	< 5.0	< 5.0	<5.0	< 5.0	< 5.0	< 1.0	< 1.0	< 100	< 50	< 500	< 100	260	< 250	< 5.0	< 200	< 100	< 500	< 500	< 250	< 250	< 250	< 250	< 0.12	< 250	**55 JB**
Toluene	µg/L	**35**	**130**	**90**	**120**	**77**	**99**	**940 D**	**1,100 D**	**1,500**	**4,300**	**1,400**	**340**	**2,200**	**1,300**	**650**	**1,600**	**2,800**	**5,100**	**4,300**	**2,500**	**2,400**	**2,400**	**5,800**	**6,700**	**6,400**	**6,700 D**	**8,400**	**8,100**
Trichloroethylene	µg/L	< 5.0	< 5.0	< 5.0	< 5.0	< 5.0	<5.0	< 5.0	< 5.0	< 0.13	< 0.13	< 13	< 50	< 500	< 100	< 100	< 250	< 5.0	< 200	< 200	< 100	< 100	< 50	< 50	< 50	< 50	< 0.025	< 50	< 50
Xylenes, total	µg/L	**93**	**110**	**100**	**166**	**220**	**250**	**500 D**	**640 D**	**640**	**1,000**	**680**	**520**	**1,100**	**940**	**790**	**970**	**1,100**	**1,600**	**1,100**	**1,800**	**2,200**	**2,300**	--	**3,400**	**3,500**	**4,600**	**6,100**	**4,600**
Semivolatile Organic Compounds																													
2-Methylnaphthalene	µg/L	--	--	--	--	--	--	--	--	--	--	--	--	--	--	--	--	--	**1,200**	**2,500**	**760**	**1,200**	**820**	--	**1,100**	**1,200**	**1,400 D**	**1,200 D**	**1,200**
Acenaphthene	µg/L	< 50	**9.1**	**8.0**	< 50	**12**	**14**	<22	**11**	**11**	**2.6**	**6.8**	**5.2**	**3.1**	< 10 *	< 38	**2.5 J**	< 10	< 27	< 30	< 200	< 160	**20**	**42 J**	**23 J**	**23 J**	**27 J**	**26 J**	**26 J**
Acenaphthylene	µg/L	**7.5**	**6.6**	**5.0**	**5.8**	**7.0**	**6.7**	<22	**6.9**	**14**	**2.6**	**18**	**11**	**11**	**11**	**9.5 J**	**6.3**	**22**	**65**	**490**	**200**	**190**	**300**	**580**	**350**	**400**	**460**	**430**	**380**
Anthracene	µg/L	**3.0**	**3.6**	**2.9**	**3.1**	**4.3**	**3.7**	<22	< 3.9	**4.3**	**2.9**	**4.7**	**3.6**	**4.2**	< 10	< 38	**3.2 J**	**10**	< 27	**88**	< 200	**15**	< 10	**38 J**	**10 J**	**10 J**	**15 J**	**18 J**	**15 J**
Benz(a)anthracene	µg/L	**0.88**	**0.92**	**0.42**	**0.55**	**2.5**	**1.3**	<22	< 3.9	**1.5 J**	**2.1**	**1.7 J**	**1.2 J**	**3.4**	< 10	< 38	**0.52 J**	**0.78**	< 27	**86**	< 200	**3.8**	< 10	**20 J**	< 200	< 100	**6.1 J**	**9.3 J**	**3.2 J**
Benzo(a)pyrene	µg/L	**0.28**	**0.33**	**0.064**	**0.16**	**1.8**	**0.73**	<22	< 3.9	< 1.1	**1.4**	**1.1 J**	< 1.9	**2.9**	< 10	< 38	< 3.9	**0.16**	< 27	**55**	< 200	**4.2**	< 10	**14 J**	< 200	< 100	**3.3 J**	**5.6 J**	< 50
Benzo(b)fluoranthene	µg/L	**0.32**	**0.27**	**0.1**	**0.19**	**1.7**	**0.59**	<22	< 3.9	< 1.1 *	**0.86**	< 1.0	< 1.9 *	**2**	< 10	< 38	< 3.9	**0.20**	< 27	**49**	< 200	**4**	< 10	**10 J**	< 200	< 100	**2.7 J**	**0.43 J**	< 50
Benzo(g,h,i)perylene	µg/L	**0.14**	**0.14**	< 0.1	**0.11**	**0.76**	**0.27**	<22	< 3.9	< 1.1	**0.41**	< 1.0	< 1.9	<2.0	< 10	< 38	< 3.9	< 10	< 27	**34**	< 200	**1.5**	< 10	< 100	< 200	< 100	< 50	< 50	< 50
Benzo(k)fluoranthene	µg/L	**0.11**	**0.13**	< 0.05	**0.066**	**0.59**	**0.2**	<22	< 3.9	< 1.1	**1.0**	< 1.0	< 1.9	<2.0	< 10	< 38	< 3.9	< 10	< 27	**32**	< 200	< 0.2	< 10	< 100	< 200	< 100	< 50	< 50	< 50
Chrysene	µg/L	**0.59**	**0.69**	**0.26**	**0.29**	**2**	**0.9**	<22	< 3.9	**1.4 J**	**1.7**	**1.6 J**	**0.97 J**	**2.6**	< 10	< 38	< 3.9	**0.62**	< 27	**85**	< 200	**3.4**	< 10	**19 J**	< 200	< 100	**5.8 J**	**9.1 J**	**3.3 J**
Dibenzo(a,h)anthracene	µg/L	< 0.1	< 0.1	< 0.1	< 0.1	**0.19**	<0.10	<22	< 3.9	< 1.1	**0.18 J**	< 1.0	< 1.9	< 2.0	< 10	< 38	< 3.9	< 0.10	< 27	< 30	< 200	< 0.2	< 10	< 100	< 200	< 100	< 50	< 50	< 50
Dibenzofuran	µg/L	--	--	--	--	--	--	--	--	--	--	--	--	--	--	--	--	--	< 130	**50**	< 200	< 160	**12**	--	**14 J**	**16 J**	**17 J**	**17 J**	**18 J**
Fluoranthene	µg/L	**4.4**	**4.8**	**3.1**	**3.4**	**5.6**	**4.3**	<22	< 3.9	**6.2**	**3.5**	**6.8**	**4.4**	**8.5**	< 10	**3.7 J**	**3.8 J**	< 10	**98**	**200**	< 200	**13**	< 10	**43 J**	< 200	**5.1 J**	**14 J**	**20 J**	**11 J**
Fluorene	µg/L	**14**	**18**	**16**	**16**	**31**	**38**	**33**	**47**	**68**	**38**	**75**	**46**	**29**	**48**	**21 J**	10	**26**	**97**	**260**	< 200	< 160	**51**	**120**	**58 J**	**61 J**	**76**	**76**	**90**
Indeno(1,2,3-cd)pyrene	µg/L	**0.11**	**0.12**	< 0.05	**0.1**	**0.65**	**0.24**	<22	< 3.9	< 1.1	**0.32**	< 1.0	< 1.9	< 2.0	< 10	< 38	< 3.9	0.11	< 27	**44**	< 200	**1.2**	< 10	< 100	< 200	< 100	< 50	< 50	< 50
Naphthalene	µg/L	**400**	**210**	**190**	**66**	**390**	**1,300**	**1,400 D**	**2,300**	**600 D**	**0.53**	**3,800**	**1,300**	**1,400**	**1,900 B**	**2,200**	**2,000**	**2,900**	**5,500**	**17,000**	**5,700**	**8,800**	**12,000**	**7,700 D**	**13,000 D**	**15,000 D**	**17,000 D**	**14,000 D**	**12,000 D**
Phenanthrene	µg/L	**26**	**24**	**20**	**18**	**38**	**41**	**30**	**40**	**56**	**17**	**46 ***	**35**	**22**	**17**	**13 J**	**28**	**64**	**300**	**580**	< 200	< 160	**50**	**210**	**69 J**	**71 J**	**91**	**110**	**90**
Pyrene	µg/L	**5.5**	**6.1**	**3.6**	**4.0**	**7.2**	**5**	<22	**4.6**	**7.4**	**7.7**	**8.8**	6	**10**	< 10	**5.6 J**	**3.9**	< 10	**120**	**220**	< 200	**14**	< 10	**69 J**	< 200	**6.9 J**	**20 J**	**31 J**	**14 J**
Inorganic Compounds																													
Aluminum (fume or dust)	mg/L	--	--	--	--	--	--	--	--	--	--	--	--	--	--	--	--	--	**29.6**	**115**	< 0.2	< 0.2	< 0.2	--	**0.041 B**	**0.062 B**	**0.21 N**	**0.43 N**	**0.21**
Antimony	mg/L	< 0.006	< 0.006	< 0.006	< 0.006	< 0.0200	< 0.0200	< 0.020	< 0.020	< 0.0053	< 0.0053	< 0.0053	< 0.020	< 0.020	< 0.020	< 0.020	< 0.020	< 0.0200	< 0.01	< 0.06	< 0.02	< 0.02	< 0.02	--	< 0.02	< 0.02	< 0.02	< 0.02	< 0.02
Arsenic	mg/L	< 0.05	< 0.05	< 0.05	< 0.05	< 0.0500	< 0.0500	< 0.020	< 0.020	< 0.0046	< 0.0046	< 0.0046	**0.0059 J**	< 0.020	< 0.020	**0.0063 J**	< 0.010	<0.0500	**0.0195**	**0.0266**	< 0.01	< 0.01	< 0.01	--	< 0.01	< 0.01	< 0.01	< 0.01	< 0.01
Barium	mg/L	**0.0128**	**0.00772**	**0.00877**	< 0.02	< 0.0200	<0.0200	< 0.010	< 0.010	**0.0078 J**	**0.020**	**0.013**	**0.012**	< 0.010	< 0.010	**0.0055 J**	**0.0097 J**	< 0.0200	< 0.2	**0.075**	**0.14**	**0.14**	**0.13**	--	**0.11**	**0.11**	**0.12**	**0.12**	**0.13**
Beryllium	mg/L	< 0.004	< 0.004	< 0.004	< 0.004	< 0.0100	< 0.0100	< 0.0040	< 0.0040	< 0.00020	< 0.00020	**0.00042 JB**	**0.00027 J**	< 0.0040	< 0.0040	< 0.0040	< 0.0040	< 0.0100	**0.0074**	**0.0233**	< 0.004	< 0.004	< 0.004	--	< 0.004	< 0.004	< 0.004	< 0.004	< 0.004
Cadmium	mg/L	< 0.005	< 0.005	< 0.005	< 0.005	< 0.0050	< 0.0050	< 0.0050	< 0.0050	< 0.0020	< 0.0020	< 0.0020	< 0.0050	< 0.0050	< 0.0050	< 0.0050	< 0.0050	< 0.0050	< 0.002	< 0.005	< 0.005	< 0.005	< 0.005	--	< 0.005	< 0.005	< 0.005	< 0.005	< 0.005
Calcium metal	mg/L	--	--	--	--	--	--	--	--	--	--	--	--	--	--	--	--	--	**43**	**65.7**	**63**	**65**	**60**	--	**53**	**54**	**51**	**52**	**54**
Chromium	mg/L	< 0.01	< 0.01	< 0.01	< 0.01	**0.0133**	< 0.0100	< 0.010	< 0.010	**0.0014 J**	**0.0035 J**	**0.0035 J**	**0.0043 J**	< 0.010	< 0.010	**0.0033 JB**	**0.0027 J**	< 0.0100	**0.178**	**0.494**	< 0.01	< 0.01	< 0.01	--	< 0.01	< 0.01	< 0.01	< 0.01	< 0.01
Cobalt	mg/L	--	--	--	--	--	--	--	--	--	--	--	--	--	--	--	--	--	**0.314**	**0.607**	< 0.01	< 0.01	< 0.01	--	**0.0054 B**	**0.0061 B**	**0.0047 B**	**0.0054 B**	**0.0060 B**
Copper	mg/L	< 0.01	< 0.01	< 0.01	< 0.01	< 0.0100	< 0.0100	< 0.020	< 0.020	< 0.0019	**0.0033 J**	**0.0050 JB**	**0.0024 J**	< 0.020	< 0.020	< 0.020	< 0.020	< 0.0100	**0.0365**	**0.212**	< 0.02	< 0.02	< 0.02	--	< 0.02	< 0.02	< 0.02	< 0.02	**0.0013 B**
Cyanide	mg/L	< 0.01	< 0.01	< 0.01	**0.012**	**0.012**	< 0.010	<0.010	**0.012**	**0.012**	**0.014**	**0.020**	**0.013**	**0.025**	**0.033**	**0.03**	**0.0084 J**	**0.023**	< 0.01	< 0.01	< 0.01	< 0.01	< 0.015	--	< 0.01	< 0.01	< 0.01	< 0.01	< 0.01
Lead	mg/L	< 0.01	< 0.01	< 0.01	< 0.01	< 0.0100	< 0.0100	< 0.010	< 0.010	< 0.0040	**0.0053 J**	< 0.0040	< 0.010	< 0.010	< 0.010	< 0.0050	< 0.0050	< 0.0100	< 0.003	**0.0293**	< 0.005	< 0.005	< 0.005	--	< 0.005	< 0.005	< 0.005	< 0.005	< 0.005
Magnesium	mg/L	--	--	--	--	--	--	--	--	--	--	--	--	--	--	--	--	--	**38.9**	**58.2**	**54**	**55**	**58**	--	**47**	**49**	**46**	**46**	**49**
Mercury	mg/L	< 0.0002	< 0.0002	< 0.0002	< 0.0002	< 0.00020	< 0.00020	< 0.00020	< 0.00020	< 0.000091	< 0.000091	< 0.000091	< 0.00020	< 0.00020	< 0.00020	< 0.00020	< 0.00020	< 0.00020	< 0.0002	< 0.0002	< 0.0002	< 0.0002	< 0.0002	--	< 0.0002	< 0.0002	< 0.0002	< 0.0002	< 0.0002
Nickel	mg/L	< 0.02	< 0.02	< 0.02	< 0.02	< 0.0200	< 0.0200	< 0.040	< 0.040	**0.0030 J**	**0.0059 J**	**0.0060 J**	**0.0096 J**	< 0.040	< 0.040	**0.029 J**	**0.03 J**	< 0.0200	**0.196**	**0.385**	< 0.04	< 0.04	< 0.04	--	< 0.04	< 0.04	< 0.04	< 0.04	< 0.04
Potassium	mg/L	--	--	--	--	--	--	--	--	--	--	--	--	--	--	--	--	--	**8.95**	**14**	**1.7**	**1.5**	**1.2**	--	**1.3**	**1.3**	**1.3**	**1.3**	**1.3**
Selenium	mg/L	< 0.02	< 0.02	< 0.02	< 0.02	< 0.0200	< 0.0200	< 0.020	< 0.020	< 0.0064	< 0.0064	< 0.0064	< 0.020	< 0.020	< 0.020	< 0.010	< 0.010	< 0.0200	**0.0102**	**0.0227**	< 0.01	< 0.01	< 0.01	--	< 0.01	< 0.01	< 0.01	< 0.01	< 0.01
Sodium	mg/L	--	--	--	--	--	--	--	--	--	--	--	--	--	--	--	--	--	**21.6**	**26.9**	**97**	**87**	**79**	--	**55**	**56**	**67**	**68**	**66**
Thallium	mg/L	< 0.002	< 0.002	< 0.002	< 0.002	< 0.0200	< 0.0200	< 0.0010	< 0.0010	< 0.00025	< 0.00025	< 0.00025	< 0.0010	< 0.0010	< 0.0010	< 0.0010	< 0.0010	< 1.00	< 0.001	< 0.001	< 0.002	< 0.001	< 0.002	--	< 0.002	< 0.002	< 0.002	< 0.002	< 0.002
Vanadium (fume or dust)	mg/L	< 0.01	< 0.01	< 0.01	< 0.01	< 0.0100	< 0.0100	< 0.010	< 0.010	< 0.0024	< 0.0024	< 0.0024	< 0.010	< 0.010	< 0.010	< 0.010	< 0.010	< 0.0100	**0.235**	**0.75**	< 0.01	< 0.01	< 0.01	--	< 0.01	< 0.01	< 0.01	< 0.01	< 0.01
Zinc	mg/L	< 0.02	< 0.02	< 0.02	**0.0341**	< 0.0200	< 0.0200	< 0.020	< 0.020	< 0.0087	**0.03**	**0.03**	**0.022**	< 0.020	< 0.020	**0.022**	< 0.020	< 0.0200	**0.38**	**0.992**	< 0.02	< 0.02	**0.05**	--	**0.009 B**	**0.011 B**	**0.01 B**	**0.0076 B**	**0.02 B**

Notes:
ISCO - *in-situ* chemical oxidation

Data Qualifier Defintions:
-- - Not analyzed
B (Inorganics) - Estimated analyte concentration
D - Analyte concentration reported from secondary dilution
DB - Analyte concentration reported from secondary dilution; analyte detected in method blank
H - Holding time exceeded for sample
J - Estimated analyte concentration
JB (Organic) - Estimated analyte concentration; analyte detected in method blank
Bold = Exceeds the laboratory detection limit
JM (Organic) - Estimated analyte concentration; spike sample recovery outside control limits
M (Organic) - Spike sample recovery outside control limits
N - Spike sample recovery outside of control limits
R - Sample data results rejected due to deficiencies in the ability to meet quality control standards
< - Analyte not detected at referenced detection limit
UJ - Analyte not detected; low method bias and/or matrix interference
UN - Analyte not detected; spiked sample recovery outside of control limits
UR - Analyte not detected; data rejected
UWN - Analyte not detected; post digestion spike and spike sample recovery outside control limits

Appendix E-3
Summary of Historical Ground Water Sampling Data - Decommissioned Wells
Atlanta Gas Light Company
Former Manufactured Gas Plant Site
Augusta, Ga

Chemical Name	Location ID	MW-213	MW-213	MW-213	MW-213	MW-213	MW-213	MW-213	MW-213	MW-213	MW-213	MW-213	MW-213	MW-213	MW-213	MW-213	MW-213	MW-213	MW-213	MW-213	MW-213	MW-213	MW-213	MW-213	MW-213
	Sample Date	7/27/2017	1/25/2017	7/27/2016	1/20/2016	7/28/2015	1/13/2015	7/15/2014	1/8/2014	7/10/2013	1/9/2013	7/25/2012	1/18/2012	7/5/2011	1/19/2011	7/13/2010	1/12/2010	7/22/2009	1/20/2009	7/23/2008	1/10/2008	8/21/2007**	7/11/2007	2/13/2007	10/3/2006	4/4/2002
	Unit	Post-Extraction					During Extraction																	Pre-Extraction	
Field Parameters																									
Conductivity	mS/cm	0.665	0.631	0.636	0.495	--	--	--	--	--	--	--	--	--	--	--	--	--	--	--	--	--	--	--	--
Dissolved Oxygen (YSI)	mg/L	0.17	0.17	0.25	0.3	--	--	--	--	--	--	--	--	--	--	--	--	--	--	--	--	--	--	--	--
Oxidation Reduction Potential	mV	-34	-43.5	-28.3	-41.6	--	--	--	--	--	--	--	--	--	--	--	--	--	--	--	--	--	--	--	--
pH	SU	6.3	6.29	6.26	6.27	--	--	--	--	--	--	--	--	--	--	--	--	--	--	--	--	--	--	--	--
Temperature	Celsius	23.99	20.94	24.85	18.56	--	--	--	--	--	--	--	--	--	--	--	--	--	--	--	--	--	--	--	--
Turbidity	NTU	9.71	6.57	8.91	2.56	--	--	--	--	--	--	--	--	--	--	--	--	--	--	--	--	--	--	--	--
Volatile Organic Compounds																									
Acetone	µg/L	< 2500	< 500	< 500	< 50	< 2500	< 50	< 50	<2,500	< 50	< 5,000	< 5,000	< 250	< 250	< 250	< 5000	< 5000	< 1000	< 1000	< 5000	< 50	< 5,000	< 50	< 50	50 U	--
Benzene	µg/L	**7800**	**7500**	**7200**	**7400**	**8400**	**8,900**	**950**	**6,000**	**7,100**	**8,300**	**6,500**	**5,100**	**6,700**	**6,000**	**5,100**	**6,500**	**4,500**	**870**	**4,600**	**4,300**	**2,500**	--	**750**	5 U	1.0 U
Carbon Disulfide	µg/L	< 250	< 50	< 50	< 5.0	< 250	< 5.0	< 5.0	<250	< 5.0	< 250	< 250	< 30	< 250	< 30 *	< 30	< 250	< 50	< 50	< 250	< 5.0	< 500	< 5	< 5	5 U	--
Ethylbenzene	µg/L	**1200**	**1600**	**1400**	**1500**	**1500**	**1,500**	**110**	**1,300**	**1,300**	**1,600**	**1,100**	**1,000**	**1,200**	**1,400**	**1,100**	**1,700**	**1,300**	**260**	**930**	**1,300**	**740**	--	**470**	5 U	1.0 U
Methylene Chloride	µg/L	**290**	< 50	< 50	< 5.0	< 250	< 5.0	< 5.0	<250	< 5.0	< 250	< 250	< 50	< 50	< 50	< 250	< 250	< 50	< 50	< 250	< 5.0	< 500	< 5	< 5	5 U	5.0 U
Toluene	µg/L	< 250	**180**	**230**	**290**	**490**	**460**	**59**	**800**	**720**	**640**	**670**	**710**	**960**	**950**	**810**	**1,700**	**1,400**	**5.3 J**	**1,400**	**1,700**	**1,200**	--	**590**	5 U	1.0 U
Trichloroethylene	µg/L	< 250	< 50	< 50	< 5.0	< 250	< 5.0	< 5.0	<250	< 5.0	< 250	< 250	< 6.5	< 6.5	< 6.5	< 250	< 250	< 50	< 50	< 250	< 5.0	< 500	< 5	< 5	5 U	1.0 U
Xylenes, total	µg/L	**520**	**910**	**860**	**930**	**900**	**1,300**	**95**	**1,300**	**1,800**	**1,400**	**1,100**	**950**	**1,100**	**1,500**	**1100**	**2100**	**1500**	**330**	**1200**	**1,500**	**1,600**	--	**370**	5 U	--
Semivolatile Organic Compounds																									
2-Methylnaphthalene	µg/L	**--**	**--**	**--**	--	--	--	--	--	--	--	--	--	--	--	--	--	--	--	**--**	--	--	--	**--**	--	--
Acenaphthene	µg/L	**77**	**98**	**93**	**60**	**64**	**180**	**9.1**	**52**	**63**	< 220	< 210	**67**	**32**	**25**	**29**	**54**	**58**	**28**	**16**	**35 J**	--	**20**	**15**	10 U	10 U
Acenaphthylene	µg/L	**49**	**39**	**45**	**37**	**95**	**180**	< 1.0	<1,000	**82**	< 220	< 210	**170**	**86**	**53**	**38**	**98**	**100**	**2.6**	**55**	**140 J**	--	**81**	**40**	10 U	**0.81 J**
Anthracene	µg/L	**2.6**	**3.8**	**3.2**	**2.6**	**3.2**	**7.9**	**0.43**	**3.1**	**2.7**	< 220	< 210	**4.1**	**2.3**	< 10	**1.1 J**	**2.8**	< 9.7	**0.27 J**	< 9.7	< 10	--	< 10	< 10	10 U	10 U
Benzo(a)anthracene	µg/L	< 0.05	< 0.05	< 0.05	0.068	< 0.05	< 0.5	< 0.05	**0.058**	< 0.05	< 220	< 210	< 0.096	< 0.095	< 10	< 1.9	< 1.9	< 9.7	< 1.9	< 9.7	< 0.05	--	< 0.05	< 0.05	0.05 U	10 U
Benzo(a)pyrene	µg/L	< 0.05	< 0.05	< 0.05	< 0.05	< 0.05	< 0.05	< 0.05	< 0.05	< 0.05	< 220	< 210	< 0.096	< 0.095	< 10	< 1.9	< 1.9	< 9.7	< 1.9	< 9.7	< 0.05	--	< 0.05	< 0.05	0.05 U	10 U
Benzo(b)fluoranthene	µg/L	< 0.1	< 0.1	< 0.1	< 0.1	< 0.1	< 0.10	< 0.10	< 0.10	< 0.10	< 220	< 210	< 0.096	< 0.095	< 10	< 1.9	< 1.9	< 9.7	< 1.9	< 9.7	< 0.10	--	< 0.1	< 0.1	0.1 U	10 U
Benzo(g,h,i)perylene	µg/L	< 0.1	< 0.1	< 0.1	< 0.1	< 0.1	< 0.10	< 0.10	< 0.10	< 0.10	< 220	< 210	< 0.096	< 0.095	< 10	< 1.9	< 1.9	< 9.7	< 1.9	< 9.7	< 10	--	< 10	< 10	10 U	10 U
Benzo(k)fluoranthene	µg/L	< 0.05	< 0.05	< 0.05	< 0.05	< 0.05	< 0.05	< 0.05	< 0.05	< 0.05	< 220	< 210	< 0.096	< 0.095	< 10	< 1.9	< 1.9	< 9.7	< 1.9	< 9.7	< 10	--	< 10	< 10	10 U	10 U
Chrysene	µg/L	< 0.05	< 0.05	< 0.05	< 0.05	< 0.05	< 0.05	< 0.05	< 0.05	< 0.05	< 220	< 210	< 0.043	< 0.043	< 4.5	< 1.9	< 1.9	< 9.7	< 1.9	< 9.7	< 0.05	--	< 0.05	< 0.05	0.05 U	10 U
Dibenzo(a,h)anthracene	µg/L	< 0.1	< 0.1	< 0.1	< 0.1	< 0.1	< 0.10	< 0.10	< 0.10	< 0.10	< 220	< 210	< 0.096	< 0.095	< 10	< 1.9	< 1.9	< 9.7	< 1.9	< 9.7	< 0.1	--	< 0.1	< 0.1	0.1 U	10 U
Dibenzofuran	µg/L	--	--	**--**	--	--	--	--	--	--	--	--	--	--	--	--	--	--	--	**--**	--	--	--	--	--	--
Fluoranthene	µg/L	**0.51**	**0.57**	**0.53**	**0.55**	**0.73**	**1.3**	< 0.10	**0.77**	**0.59**	< 220	< 210	**1.1 J**	**0.40**	< 10	< 1.9	< 1.9	< 9.7	< 1.9	< 9.7	< 10	--	< 10	< 10	10 U	10 U
Fluorene	µg/L	**15**	**18**	**18**	**10**	**15**	**51**	**1.3**	**15**	**23**	< 220	< 210	**20**	**20**	**11 J**	**9.4**	**24**	**25**	**3.5**	**8.5 J**	**21 J**	--	< 10	< 10	10 U	10 U
Indeno(1,2,3-cd)pyrene	µg/L	< 0.05	< 0.05	< 0.05	< 0.05	< 0.05	< 0.05	< 0.05	< 0.05	< 0.05	< 220	< 210	< 0.096	< 0.095	< 10	< 1.9	< 1.9	< 9.7	< 1.9	< 9.7	< 0.05	--	< 0.05	< 0.05	0.05 U	10 U
Naphthalene	µg/L	**5400**	**6200**	**6000**	**4700**	**7100**	**14,000**	< 0.50	**6,400**	**6,700**	**5,900**	**6,000**	**1,600 D**	**4,200**	**4,400**	**2,400**	**6,500**	**8,500**	**850**	**3,700**	**7,600 J**	--	**3,600**	**2,500**	10 U	**5.9 J**
Phenanthrene	µg/L	**20**	**21**	**21**	**15**	**21**	**52**	**0.83**	**23**	**22**	< 220	< 210	**34**	**18**	**12 J**	**7.3**	**21**	**24**	**1.2 J**	**6.7 J**	**17 J**	--	< 10	< 10	10 U	**1.2 J**
Pyrene	µg/L	**0.52**	**0.62**	**0.52**	**0.51**	**0.75**	**1.3**	< 0.05	**0.75**	**0.57**	< 220	< 210	**1.1 J**	**0.47**	< 10	< 1.9	< 1.9	< 9.7	< 1.9	< 9.7	<10	--	< 10	< 10	10 U	10 U
Inorganic Compounds																									
Aluminum (fume or dust)	mg/L	**--**	**--**	**--**	--	--	--	--	--	--	--	--	--	--	--	--	--	--	--	--	--	--	--	--	--	--
Antimony	mg/L	< 0.006	< 0.006	< 0.006	< 0.006	< 0.02	< 0.02	< 0.02	< 0.02	< 0.02	< 0.02	< 0.02	< 0.0053	< 0.0053	< 0.0053	< 0.020	< 0.020	< 0.020	< 0.020	< 0.02	< 0.02	--	< 0.02	< 0.02	0.02 U	--
Arsenic	mg/L	< 0.05	< 0.05	< 0.05	< 0.05	< 0.05	< 0.05	< 0.05	< 0.05	< 0.05	< 0.02	< 0.02	< 0.0046	< 0.0046	< 0.0046	< 0.020	< 0.020	< 0.020	< 0.010	< 0.01	< 0.05	--	< 0.05	< 0.05	0.05 U	--
Barium	mg/L	**1.04**	**0.916**	**1.08**	**1.05**	**0.961**	**0.927**	**0.658**	**0.846**	**0.912**	**0.90**	**0.96**	**0.87**	**0.89**	**0.85**	**0.79**	**0.95**	**0.82**	**0.62**	**0.85**	**0.815**	--	**0.626**	**0.573**	**0.155**	--
Beryllium	mg/L	< 0.004	< 0.004	< 0.004	< 0.004	< 0.01	< 0.01	< 0.01	< 0.01	< 0.01	< 0.0040	< 0.0040	< 0.00020	< 0.00020	**0.00033 J**	< 0.0040	< 0.0040	< 0.0040	< 0.0040	< 0.004	< 0.01	--	< 0.01	< 0.01	0.01 U	--
Cadmium	mg/L	< 0.005	< 0.005	< 0.005	< 0.005	< 0.005	< 0.005	< 0.005	< 0.005	< 0.005	< 0.0050	< 0.0050	< 0.0020	< 0.0020	< 0.0020	< 0.0050	< 0.0050	< 0.0050	< 0.0050	< 0.005	< 0.005	--	< 0.005	< 0.005	0.005 U	--
Calcium metal	mg/L	--	--	**--**	--	--	--	--	--	--	--	--	--	--	--	--	--	--	--	**--**	--	--	--	--	--	--
Chromium	mg/L	< 0.01	< 0.01	< 0.01	< 0.01	< 0.01	< 0.01	< 0.01	< 0.01	< 0.01	< 0.010	< 0.010	< 0.0012	< 0.0012	**0.0017 J**	< 0.010	< 0.010	< 0.010	< 0.010	< 0.01	< 0.01	--	< 0.01	< 0.01	0.01 U	--
Cobalt	mg/L	--	--	**--**	--	--	--	--	--	--	--	--	--	--	--	--	--	--	--	**--**	--	--	--	--	--	--
Copper	mg/L	< 0.01	< 0.01	< 0.01	< 0.01	< 0.01	< 0.01	< 0.01	< 0.01	< 0.01	< 0.02	< 0.02	< 0.0019	< 0.0019	**0.0033 JB**	< 0.020	< 0.020	< 0.020	**0.016 J**	< 0.02	< 0.01	--	< 0.01	< 0.01	0.01 U	--
Cyanide	mg/L	< 0.01	< 0.01	< 0.01	< 0.01	< 0.01	**0.014**	< 0.01	**0.016**	< 0.01	**0.015**	**0.021**	**0.017**	**0.034**	**0.010**	**0.011**	< 0.010	< 0.010	< 0.010	**0.0094 J**	< 0.01	--	< 0.002	< 0.002	0.01 U	--
Iron	mg/L	--	--	**--**	--	--	--	--	--	--	--	--	--	--	--	--	--	--	--	--	--	--	--	--	--	--
Lead	mg/L	< 0.01	< 0.01	< 0.01	< 0.01	< 0.01	< 0.01	< 0.01	< 0.01	< 0.01	< 0.010	< 0.010	< 0.0040	< 0.0040	< 0.0040	< 0.010	< 0.010	< 0.010	< 0.0050	< 0.005	< 0.01	--	< 0.01	< 0.01	0.01 U	--
Magnesium	mg/L	--	--	**--**	--	--	--	--	--	--	--	--	--	--	--	--	--	--	--	**--**	--	--	--	--	--	--
Manganese	mg/L	--	--		--	--	--	--	--	--	--	--	--	--	--	--	--	--	--	**--**	--	--	--	--	--	--
Mercury	mg/L	< 0.0002	< 0.0002	< 0.0002	< 0.0002	< 0.0002	< 0.00020	< 0.00020	< 0.00020	< 0.00020	< 0.00020	< 0.00020	< 0.000091	< 0.000091	< 0.000091	< 0.00020	< 0.00020	< 0.00020	< 0.00020	< 0.00020	< 0.00020	--	< 0.0002	< 0.0002	0.0002 U	--
Nickel	mg/L	< 0.02	< 0.02	< 0.02	< 0.02	< 0.02	< 0.02	< 0.02	< 0.02	< 0.02	< 0.04	< 0.04	**0.0024 J**	< 0.0023	< 0.0023	< 0.040	< 0.040	< 0.040	< 0.040	< 0.04	< 0.02	--	< 0.02	< 0.02	0.02 U	--
Potassium	mg/L	--	--	**--**	--	--	--	--	--	--	--	--	--	--	--	**--**	**--**	**--**	**--**	**--**	--	--	--	--	--	--
Selenium	mg/L	< 0.02	< 0.02	< 0.02	< 0.02	< 0.02	< 0.02	< 0.02	< 0.02	< 0.02	< 0.020	< 0.020	< 0.0064	< 0.0064	< 0.0064	< 0.020	< 0.020	< 0.020	< 0.010	< 0.01	< 0.02	--	< 0.02	< 0.02	0.02 U	--
Sodium	mg/L	--	--	**--**	--	--	--	--	--	--	--	--	--	--	--	--	--	--	--	**--**	--	--	--	--	--	--
Thallium	mg/L	< 0.002	< 0.002	< 0.002	< 0.002	< 0.02	< 0.02	< 0.02	< 0.02	< 0.02	< 0.0010	< 0.0010	< 0.00025	< 0.00025	< 0.00025	< 0.0010	< 0.0010	< 0.0010	< 0.0010	< 0.001	< 1.00	--	< 1.00	< 1	0.001 U	--
Vanadium (fume or dust)	mg/L	< 0.01	< 0.01	< 0.01	< 0.01	< 0.01	< 0.01	< 0.01	< 0.01	< 0.01	< 0.010	< 0.010	**0.0024 J**	< 0.0024	< 0.0024	< 0.010	< 0.010	< 0.010	< 0.010	< 0.01	< 0.01	--	< 0.01	< 0.01	0.01 U	--
Zinc	mg/L	< 0.02	< 0.02	< 0.02	< 0.02	< 0.02	< 0.02	< 0.02	< 0.02	< 0.02	< 0.020	< 0.020	**0.011 J**	< 0.0087	< 0.0087	< 0.02	< 0.020	< 0.020	**0.012 J**	< 0.02	< 0.02	--	< 0.02	< 0.02	0.02 U	--

Notes:
ISCO - *in-situ* chemical oxidation
** - Resampled in August 2007 for VOCs only

Data Qualifier Defintions:
-- - Not analyzed
B (Inorganics) - Estimated analyte concentration
D - Analyte concentration reported from secondary dilution
DB - Analyte concentration reported from secondary dilution; analyte detected in method blank
H - Holding time exceeded for sample
J - Estimated analyte concentration
JB (Organic) - Estimated analyte concentration; analyte detected in method blank
JM (Organic) - Estimated analyte concentration; spike sample recovery outside control limits
M (Organic) - Spike sample recovery outside control limits
N - Spike sample recovery outside of control limits
R - Sample data results rejected due to deficiencies in the ability to meet quality control standards
< - Analyte not detected at referenced detection limit
U - Analyte not detected at referenced detection limit
UJ - Analyte not detected; low method bias and/or matrix interference
UN - Analyte not detected; spiked sample recovery outside of control limits
UR - Analyte not detected; data rejected
UWN - Analyte not detected; post digestion spike and spike sample recovery outside control limits
Bold - Exceeds the laboratory detection limit

Appendix E-3
Summary of Historical Ground Water Sampling Data - Decommissioned Wells
Atlanta Gas Light Company
Former Manufactured Gas Plant Site
Augusta, Ga

Chemical Name	Location ID	MW-305	MW-305	MW-305	MW-305	MW-305	MW-305	MW-305	MW-305	MW-305
	Sample Date	1/21/2005	7/15/2004	1/23/2004	7/17/2003	1/15/2003	7/10/2002	1/21/2002	7/16/2001	1/24/2001
	Unit	Pre-Extraction								
Volatile Organic Compounds										
Acetone	µg/L	120 U	120 U	120 U	25 U	120 U	120 U	120 U	120 U	25 U
Benzene	µg/L	5.0 U	5.0 U	5.0 U	1.0 U	5.0 U	5.0 U	**0.59 J**	5.0 U	**0.13 J**
Carbon Disulfide	µg/L	5.0 U	5.0 U	5.0 U	1.0 U	5.0 UJ	5.0 U	5.0 U	5.0 U	1.0 U
Ethylbenzene	µg/L	5.0 U	5.0 U	5.0 U	1.0 U	5.0 U	5.0 U	5.0 U	5.0 U	**0.24 J**
Methylene Chloride	µg/L	25 U	25 U	25 U	5.0 U	25 UJ	25 U	25 U	25 U	5.0 U
Toluene	µg/L	5.0 U	5.0 U	5.0 U	1.0 U	5.0 U	5.0 U	5.0 U	5.0 U	1.0 U
Trichloroethylene	µg/L	**39**	**34**	**36**	**44**	**32**	**3**	**32**	**36**	**34**
Xylenes, total	µg/L	10 U	10 U	10 U	2.0 U	10 U	10 U	10 U	10 U	2.0 U
Semivolatile Organic Compounds										
2-Methylnaphthalene	µg/L	0.2 U	0.2 U	0.2 U	10 U	10 U	10 U	10 U	10 U	10 U
Acenaphthene	µg/L	0.2 U	0.2 U	0.2 U	10 U	10 U	10 U	10 U	10 U	10 U
Acenaphthylene	µg/L	0.2 U	0.2 U	0.2 U	10 U	10 U	10 U	10 U	10 U	10 U
Anthracene	µg/L	0.2 U	0.2 U	0.2 U	10 U	10 U	10 U	10 U	10 U	10 U
Benzo(a)anthracene	µg/L	0.2 U	0.2 U	0.2 U	10 U	10 U	10 U	10 U	10 U	10 U
Benzo(a)pyrene	µg/L	0.2 U	0.2 U	0.2 U	10 U	10 U	10 U	10 U	10 U	10 U
Benzo(b)fluoranthene	µg/L	0.2 U	0.2 U	0.2 U	10 U	10 U	10 U	10 U	10 U	10 U
Benzo(g,h,i)perylene	µg/L	0.2 U	0.2 U	0.2 U	10 U	10 U	10 U	10 U	10 U	10 U
Benzo(k)fluoranthene	µg/L	0.2 U	0.2 U	0.2 U	10 U	10 U	10 U	10 U	10 U	10 U
Chrysene	µg/L	0.2 U	0.2 U	0.2 U	10 U	10 U	10 U	10 U	10 U	10 U
Dibenzo(a,h)anthracene	µg/L	0.2 U	0.2 U	0.2 U	10 U	10 U	10 U	10 U	10 U	10 U
Dibenzofuran	µg/L	0.2 U	0.2 U	0.2 U	10 U	10 U	10 U	10 U	10 U	10 U
Fluoranthene	µg/L	0.2 U	0.2 U	0.2 U	10 U	10 U	10 U	10 U	10 U	10 U
Fluorene	µg/L	0.2 U	0.2 U	0.2 U	10 U	10 U	10 U	10 U	10 U	10 U
Indeno(1,2,3-cd)pyrene	µg/L	0.2 U	0.2 U	0.2 U	10 U	10 U	10 U	10 U	10 U	10 U
Naphthalene	µg/L	0.2 U	0.2 U	0.2 U	10 U	10 U	10 U	10 U	10 U	10 U
Phenanthrene	µg/L	0.2 U	0.2 U	0.2 U	10 U	10 U	10 U	10 U	10 U	10 U
Pyrene	µg/L	0.2 U	0.2 U	0.2 U	10 U	10 U	10 U	10 U	10 U	10 U
Inorganic Compounds										
Aluminum (fume or dust)	mg/L	0.2 U	0.2 U	0.2 U	0.2 U	0.20 U	**0.24**	0.2 U	**0.045 B**	**0.051 B**
Antimony	mg/L	0.02 U	0.006 U	0.02 U	0.02 U	0.020 U	0.02 U	0.02 U	0.02 U	0.02 U
Arsenic	mg/L	0.01 U	0.01 U	0.01 U	0.01 U	0.010 U	0.01 U	0.01 U	0.01 U	0.01 U
Barium	mg/L	**0.098**	**0.11**	**0.1**	**0.1**	**0.10**	**0.1**	**0.11**	**0.099**	**0.099**
Beryllium	mg/L	0.004 U	0.004 U	0.004 U	0.004 U	0.0040 U	0.004 U	0.004 U	0.004 U	0.004 U
Cadmium	mg/L	0.005 U	0.005 U	0.005 U	0.005 U	0.0050 U	0.005 U	0.005 U	0.005 U	0.005 U
Calcium metal	mg/L	**24**	**23**	**24**	**22**	**23**	**24**	**24**	**23**	**23**
Chromium	mg/L	0.01 U	0.01 U	0.01 U	0.01 UJ	0.010 U	0.01 U	0.01 U	0.01 U	0.01 U
Cobalt	mg/L	0.01 U	0.01 U	0.01 U	0.01 U	**0.0050 B**	**0.0066 B**	**0.004 B**	**0.0042 B**	**0.0034 B**
Copper	mg/L	0.02 U	0.02 U	0.02 U	0.02 U	0.0011 U	0.02 U	**0.0013 B**	0.02 U	0.02 U
Cyanide	mg/L	0.01 U	0.01 U	0.01 U	0.015 U	0.010 UJ	**0.04**	0.01 U	0.01 U	0.01 U
Iron	mg/L	0.05 U	0.05 U	0.05 U	0.04 U	**0.031 B**	**0.34**	**0.048 B**	**0.062**	**0.034 B**
Lead	mg/L	0.005 U	0.005 U	0.005 U	0.005 U	0.0050 U	0.005 U	**0.002 B**	0.005 U	0.005 U
Magnesium	mg/L	**13**	**12**	**12**	**12**	**12**	**12**	**13**	**12**	**12**
Manganese	mg/L	**0.66**	**0.61**	**0.66**	**0.61**	**0.66**	**0.68**	**0.72**	**0.82**	**0.68**
Mercury	mg/L	0.0002 U	0.0002 U	0.0002 U	0.0002 U	0.00020 U	0.0002 U	0.0002 U	0.0002 U	0.00020 U
Nickel	mg/L	0.04 U	0.04 U	0.04 U	0.04 U	0.040 U	0.04 U	0.04 U	0.04 U	0.04 U
Potassium	mg/L	**2.6**	**2.7**	**2.4**	**2.8**	**2.4**	**2.5**	**2.5**	**2.4**	**2.4**
Selenium	mg/L	0.01 U	0.01 U	0.01 U	0.01 U	0.010 U	0.01 U	0.01 U	0.01 U	0.01 U
Sodium	mg/L	**53**	**56**	**50**	**53**	**54**	**51**	**57**	**55**	**55**
Thallium	mg/L	0.002 U	0.001 U	0.001 U	0.002 U	0.0020 UJ	0.002 UWN	0.002 U	0.002 U	0.002 U
Vanadium (fume or dust)	mg/L	0.01 U	0.01 U	0.01 U	0.01 U	0.010 U	**0.003 B**	**0.0025 B**	**0.0029 B**	0.01 U
Zinc	mg/L	0.02 U	0.02 U	0.02 U	**0.02**	0.020 U	0.02 U	**0.0067 B**	0.02 U	**0.012 B**

Notes:
ISCO - *in-situ* chemical oxidation
** - Resampled in August 2007 for VOCs only

Data Qualifier Defintions:
-- - Not analyzed
B (Inorganics) - Estimated analyte concentration
D - Analyte concentration reported from secondary dilution
DB - Analyte concentration reported from secondary dilution; analyte detected in method blank
H - Holding time exceeded for sample
J - Estimated analyte concentration
JB (Organic) - Estimated analyte concentration; analyte detected in method blank
JM (Organic) - Estimated analyte concentration; spike sample recovery outside control limits
M (Organic) - Spike sample recovery outside control limits
N - Spike sample recovery outside of control limits
R - Sample data results rejected due to deficiencies in the ability to meet quality control standards
< - Analyte not detected at referenced detection limit
U - Analyte not detected at referenced detection limit
UJ - Analyte not detected; low method bias and/or matrix interference
UN - Analyte not detected; spiked sample recovery outside of control limits
UR - Analyte not detected; data rejected
UWN - Analyte not detected; post digestion spike and spike sample recovery outside control limits
Bold - Exceeds the laboratory detection limit

Appendix E-3
Summary of Historical Ground Water Sampling Data - Decommissioned Wells
Atlanta Gas Light Company
Former Manufactured Gas Plant Site
Augusta, Ga

Chemical Name	Location ID	MW-307BR	MW-307BR	MW-307BR	MW-307BR	MW-307BR	MW-307BR	MW-307BR	MW-307BR	MW-307BR	MW-307BR	MW-307BR	MW-307BR	MW-307BR	MW-307BR	MW-307BR	MW-307BR	MW-307BR	MW-307BR	MW-307BR	MW-307BR	MW-307BR	MW-307BR
	Sample Date	7/31/2015	1/15/2015	1/15/2015 DUP	7/16/2014	1/10/2014	1/10/2014 DUP	8/13/2013	8/13/2013 DUP	1/9/2013	1/9/2013 DUP	7/24/2012	7/24/2012 DUP	1/23/2012	1/23/2012 DUP	7/7/2011	7/7/2011 DUP	1/13/2011	1/13/2011 DUP	7/20/2010	7/20/2010 DUP	1/7/2010	1/7/2010 DUP
	Unit	Post-Extraction	During Extraction																				
Volatile Organic Compounds																							
Acetone	µg/L	< 5000	< 5,000	< 5,000	< 5,000	<5,000	< 5,000	< 50	< 50	< 10,000	< 10,000	< 20,000	< 20,000	< 1,000	< 1,000	< 1000	< 1000	< 500	< 500	< 10000	< 10000	< 10000	< 10000
Benzene	µg/L	**5300**	**12,000**	**12,000**	**15,000**	**13,000**	**13,000**	**15,000**	**15,000**	**11,000**	**13,000**	**12,000**	**12,000**	**12,000**	**12,000**	**13,000**	**13,000**	**13,000**	**13,000**	**10000**	**11000**	**10000**	**11000**
Carbon Disulfide	µg/L	< 500	< 500	< 500	< 500	<500	< 500	< 5.0	< 5.0	<500	<500	< 1,000	< 1,000	< 120	< 120	< 120	< 120	< 60	< 60	< 500	< 500	< 500	< 500
Ethylbenzene	µg/L	< 500	**2,000**	**2,100**	**2,400**	**2,400**	**2,300**	**2,300**	**2,400**	**1,300**	**1,500**	**2,000**	**2,100**	**1,900**	**1,900**	**1,900**	**1,900**	**2,200**	**2,200**	**2200**	**2300**	**2000**	**2000**
Methylene Chloride	µg/L	< 500	< 500	< 500	< 500	<500	< 500	< 5.0	< 5.0	<500	<500	< 1,000	< 1,000	< 200	< 200	< 200	< 200	< 100	< 100	< 500	< 500	< 500	< 500
Toluene	µg/L	< 500	< 500	< 500	< 500	<500	< 500	**5.8**	**5.6**	<500	<500	< 1,000	< 1,000	**120 J**	**110 J**	**110 J**	**110 J**	**52 J**	**51 J**	**150 J**	**140 J**	<500	<500
Trichloroethylene	µg/L	< 500	< 500	< 500	< 500	<500	< 500	< 5.0	< 5.0	<500	<500	< 1,000	< 1,000	< 26	< 26	< 26	< 26	< 13	< 13	< 500	< 500	< 500	< 500
Xylenes, total	µg/L	< 500	**720**	**770**	**1,000**	**1,200**	**1,200**	**1,000**	**1,000**	**540**	**600**	**1,100**	**1,200**	**1,300**	**1,300**	**1,300**	**1,300**	**1,800**	**1,800**	**1800**	**1800**	**1500**	**1500**
Semivolatile Organic Compounds																							
Acenaphthene	µg/L	**48**	**220**	**220**	**240**	**270**	**250**	**180**	**160**	**200**	<190	**260**	**190**	**250**	**230**	**240**	**280**	**150**	**140**	**150**	**160**	**160**	**210**
Acenaphthylene	µg/L	< 1.0	< 1.0	< 1.0	**3**	**2.6**	**2.6**	**1.2**	**1.6**	< 190	< 190	< 190	< 190	< 11	< 11	**6.2 J**	< 4.8	**2.4**	< 0.96	< 19	< 19	< 94	< 94
Anthracene	µg/L	**1.6**	**7.2**	**6.6**	**7.7**	**8.1**	**7.7**	**6.6**	**5.2**	< 190	< 190	< 190	< 190	< 11	< 11	**8.5 J**	**9.4 J**	**8.1**	**6.1**	< 19	**5.2**	< 94	< 94
Benz(a)anthracene	µg/L	**0.11**	**0.20**	**0.15**	**0.19**	**0.18**	**0.18**	**0.15**	**0.11**	< 190	< 190	< 190	< 190	< 11	< 11	< 4.8	< 4.8	**2.1**	< 0.96	< 19	< 19	< 94	< 94
Benzo(a)pyrene	µg/L	< 0.05	< 0.05	< 0.05	< 0.05	< 0.05	< 0.05	< 0.05	< 0.05	< 190	< 190	< 190	< 190	< 11	< 11	< 4.8	< 4.8	< 0.96	< 0.96	< 19	< 19	< 94	< 94
Benzo(b)fluoranthene	µg/L	< 0.1	< 0.10	< 0.10	< 0.10	< 0.10	< 0.10	< 0.10	< 0.10	< 190	< 190	< 190	< 190	< 11	< 11	< 4.8	< 4.8	< 0.96	< 0.96	< 19	< 19	< 94	< 94
Benzo(g,h,i)perylene	µg/L	< 0.1	< 0.10	< 0.10	< 0.10	< 0.10	< 0.10	< 0.10	< 0.10	< 190	< 190	< 190	< 190	< 11	< 11	< 4.8	< 4.8	< 0.96	< 0.96	< 19	< 19	< 94	< 94
Benzo(k)fluoranthene	µg/L	< 0.05	< 0.05	< 0.05	< 0.05	< 0.05	< 0.05	< 0.05	< 0.05	< 190	< 190	< 190	< 190	< 11	< 11	< 4.8	< 4.8	< 0.96	< 0.96	< 19	< 19	< 94	< 94
Chrysene	µg/L	**0.06**	**0.13**	**0.11**	**0.15**	**0.13**	**0.12**	**0.11**	**0.088**	< 190	< 190	< 190	< 190	< 4.9	< 4.7	< 2.2	< 2.2	**1.6 J**	**0.75 J**	< 19	< 19	< 94	< 94
Dibenzo(a,h)anthracene	µg/L	< 0.1	< 0.10	< 0.10	< 0.10	< 0.10	< 0.10	< 0.10	< 0.10	< 190	< 190	< 190	< 190	< 11	< 11	< 4.8	< 4.8	< 0.96	< 0.96	< 19	< 19	< 94	< 94
Fluoranthene	µg/L	**0.87**	**3.5**	**3.1**	**3.5**	**3.6**	**3.5**	**3.3**	**2.6**	< 190	< 190	< 190	< 190	< 11	< 11	< 4.8	< 4.8	**9.6**	**5.5**	< 19	**2.1**	< 94	< 94
Fluorene	µg/L	**7.6**	**48**	**46**	**52**	**55**	**54**	**37**	**33**	< 190	< 190	< 190	< 190	**57**	**53**	**68**	**80**	**44**	**36**	**32**	**32**	< 94	< 94
Indeno(1,2,3-cd)pyrene	µg/L	< 0.05	< 0.05	< 0.05	< 0.05	< 0.05	< 0.05	< 0.05	< 0.05	< 190	< 190	< 190	< 190	< 11	< 11	< 4.8	< 4.8	< 0.96	< 0.96	< 19	< 19	< 94	< 94
Naphthalene	µg/L	**350**	**6,700**	**8,100**	**7,700**	**9,600**	**8,400**	**6,100**	**5,000**	**4,100**	**3,800**	**7,500**	**6,400**	**10,000 D**	**11 J**	**5,800**	**6,400**	**5,900**	**6,300**	**5900**	**8000**	**5200**	**6800**
Phenanthrene	µg/L	**9.7**	**46**	**44**	**55**	**57**	**53**	**37**	**32**	< 190	< 190	< 190	< 190	**57**	**52**	< 48	**56**	**52**	**40**	**31**	**31**	< 94	< 94
Pyrene	µg/L	**1.1**	**4.1**	**3.6**	**3.6**	**3.7**	**3.6**	**3.3**	**2.8**	< 190	< 190	< 190	< 190	< 11	< 11	< 4.8	**5.5 J**	**14**	**8.1**	< 19	< 19	< 94	< 94
Inorganic Compounds																							
Antimony	mg/L	< 0.02	< 0.02	< 0.02	< 0.02	< 0.02	< 0.02	< 0.02	< 0.02	< 0.02	< 0.02	< 0.02	< 0.02	< 0.0053	**0.0057 J**	< 0.0053	< 0.0053	< 0.0053	< 0.0053	< 0.020	< 0.020	< 0.020	< 0.020
Arsenic	mg/L	< 0.05	< 0.05	< 0.05	< 0.05	< 0.05	< 0.05	< 0.05	< 0.05	< 0.02	< 0.02	< 0.02	< 0.02	< 0.0046	< 0.0046	< 0.0046	< 0.0046	< 0.0046	< 0.0046	< 0.020	< 0.020	< 0.020	< 0.020
Barium	mg/L	**0.0707**	**0.804**	**0.826**	**0.862**	**0.893**	**0.888**	**0.905**	**0.954**	**0.87**	**0.80**	**0.89**	**0.87**	**0.92**	**0.96**	**0.88**	**0.90**	**0.96**	**0.96**	**0.85**	**0.84**	**0.85**	**0.88**
Beryllium	mg/L	< 0.01	< 0.01	< 0.01	< 0.01	< 0.01	< 0.01	< 0.01	< 0.01	< 0.0040	< 0.0040	< 0.0040	< 0.0040	**0.00029 J**	**0.00029 J**	**0.00020 J**	< 0.00020	**0.00098 J**	**0.00087 J**	< 0.0040	< 0.0040	< 0.0040	< 0.0040
Cadmium	mg/L	< 0.005	< 0.005	< 0.005	< 0.005	< 0.005	< 0.005	< 0.005	< 0.005	< 0.0050	< 0.0050	< 0.0050	< 0.0050	< 0.0020	< 0.0020	< 0.0020	< 0.0020	< 0.0020	< 0.0020	< 0.0050	< 0.0050	< 0.0050	< 0.0050
Chromium	mg/L	< 0.01	< 0.01	< 0.01	< 0.01	< 0.01	< 0.01	< 0.01	< 0.01	< 0.010	< 0.010	< 0.010	< 0.010	< 0.0012	< 0.0012	< 0.0012	< 0.0012	**0.019**	**0.012**	< 0.010	< 0.010	< 0.010	< 0.010
Copper	mg/L	< 0.01	< 0.01	< 0.01	< 0.01	< 0.01	< 0.01	< 0.01	< 0.01	< 0.02	< 0.02	< 0.02	< 0.02	**0.0052 J**	**0.0043 J**	**0.0068 J**	**0.0086 J**	**0.047**	**0.020**	< 0.020	< 0.020	< 0.020	< 0.020
Cyanide	mg/L	< 0.01	< 0.01	< 0.01	< 0.01	< 0.01	<0.010	< 0.01	< 0.01	< 0.010	< 0.010	< 0.010	< 0.010	< 0.0050	< 0.0050	**0.011**	< 0.0050	< 0.0050	< 0.0050	< 0.010	< 0.010	< 0.010	< 0.010
Lead	mg/L	< 0.01	< 0.01	< 0.01	< 0.01	< 0.01	< 0.01	--	--	< 0.010	< 0.010	< 0.010	< 0.010	**0.0051 J**	< 0.0040	**0.001 J**	**0.0071 J**	0.0048 J	< 0.0040	**0.0048 J**	<0.010	<0.010	<0.010
Mercury	mg/L	< 0.0002	< 0.00020	< 0.00020	< 0.00020	< 0.00020	< 0.00020	< 0.00020	< 0.00020	< 0.00020	< 0.00020	< 0.00020	< 0.00020	< 0.000091	< 0.000091	< 0.000091	< 0.000091	< 0.000091	< 0.000091	< 0.00020	< 0.00020	< 0.00020	< 0.00020
Nickel	mg/L	< 0.02	< 0.02	< 0.02	**0.0247**	< 0.02	< 0.02	< 0.02	< 0.02	**0.064**	**0.061**	< 0.04	< 0.04	**0.014 J**	**0.010 J**	**0.11**	**0.12**	**0.035 J**	**0.022 J**	**0.0066 J**	<0.040	<0.040	<0.040
Selenium	mg/L	< 0.02	< 0.02	< 0.02	< 0.02	< 0.02	< 0.02	< 0.02	< 0.02	< 0.020	< 0.020	< 0.020	< 0.020	< 0.0064	< 0.0064	< 0.0064	< 0.0064	< 0.0064	< 0.0064	< 0.020	< 0.020	< 0.020	< 0.020
Thallium	mg/L	< 0.02	< 0.02	< 0.02	< 0.02	< 0.02	< 0.02	< 0.02	< 0.02	< 0.0010	< 0.0010	< 0.0010	< 0.0010	< 0.00025	< 0.00025	< 0.00025	< 0.00025	< 0.00025	< 0.00025	< 0.0010	< 0.0010	< 0.0010	< 0.0010
Vanadium (fume or dust)	mg/L	< 0.01	< 0.01	< 0.01	< 0.01	< 0.01	< 0.01	< 0.01	< 0.01	< 0.010	< 0.010	< 0.010	< 0.010	< 0.0024	< 0.0024	< 0.0024	< 0.0024	**0.0030 J**	**0.0024 J**	< 0.010	< 0.010	< 0.010	< 0.010
Zinc	mg/L	< 0.02	**0.0746**	**0.0802**	**0.084**	**0.0897**	**0.0906**	**0.0264**	**0.117**	**0.11**	**0.11**	**0.050**	**0.057**	**0.13**	**0.079**	**0.083**	**0.091**	**4.6**	**4.1**	<0.020	<0.020	<0.020	<0.020

Notes:
ISCO - *in-situ* chemical oxidation
** - Resampled in August 2007 for VOCs only

Data Qualifier Defintions:
-- - Not analyzed
B (Inorganics) - Estimated analyte concentration
D - Analyte concentration reported from secondary dilution
DB - Analyte concentration reported from secondary dilution; analyte detected in method blank
H - Holding time exceeded for sample
J - Estimated analyte concentration
JB (Organic) - Estimated analyte concentration; analyte detected in method blank
JM (Organic) - Estimated analyte concentration; spike sample recovery outside control limits
M (Organic) - Spike sample recovery outside control limits
N - Spike sample recovery outside of control limits
R - Sample data results rejected due to deficiencies in the ability to meet quality control standards
< - Analyte not detected at referenced detection limit
U - Analyte not detected at referenced detection limit
UJ - Analyte not detected; low method bias and/or matrix interference
UN - Analyte not detected; spiked sample recovery outside of control limits
UR - Analyte not detected; data rejected
UWN - Analyte not detected; post digestion spike and spike sample recovery outside control limits
Bold - Exceeds the laboratory detection limit

Appendix E-3
Summary of Historical Ground Water Sampling Data - Decommissioned Wells
Atlanta Gas Light Company
Former Manufactured Gas Plant Site
Augusta, Ga

Chemical Name	Location ID	MW-307BR	MW-307BR	MW-307BR	MW-307BR	MW-307BR	MW-307BR	MW-307BR	MW-307BR	MW-307BR	MW-307BR	MW-307BR	MW-307BR	MW-307BR	MW-307BR	MW-307BR	MW-307BR	MW-307BR	MW-307BR	MW-307BR	MW-307BR	MW-307BR	MW-307BR	MW-307BR	MW-307BR
	Sample Date	7/23/2009	7/23/2009 DUP	1/16/2009	7/15/2008	7/15/2008 DUP	1/8/2008	1/8/2008 DUP	7/9/2007	7/9/2007 DUP	2/13/2007	10/3/2006	1/19/2006	12/7/2005	8/4/2005	7/16/2004	1/24/2004	7/18/2003	1/21/2003	7/15/2002	4/30/2002	4/26/2002	1/22/2002	7/18/2001	1/23/2001
	Unit	During Extraction										Pre-Extraction													
Volatile Organic Compounds																									
Acetone	µg/L	< 10000	< 10000	< 10000	< 500	< 500	< 50	< 50	<5,000 UJ	<5,000	< 50	50 U	1,700 U	--	25 U	1,200 U	1,200 U	250 U	250 U	2,500 U	2,500 U	1,200 U	1,200 U	**1,200 R**	1,200 U
Benzene	µg/L	**11000**	**11000**	**17000**	**9800**	**9200**	**11,000**	**13,000**	**10,000**	**13,000**	**9,800**	**3,800**	**5,700**	--	**380**	**3,500**	**6,700**	**4,600**	**7,900**	**10,000**	**12,000**	**11,000 D**	**11,000 D**	**6,800**	**5,100 B**
Carbon Disulfide	µg/L	< 500	< 500	< 500	< 25	< 25	< 5.0	< 5.0	< 5	< 5	< 5	5 U	170 U	--	1.0 U	50 U	50 U	10 U	100 U	100 U	100 U	50 U	50 U	50 U	50 U
Ethylbenzene	µg/L	**1900**	**2000**	< 500	**1800**	**1600**	**2,500**	**2,600**	**2,600**	**2,500**	**2,500**	**580**	**1,200**	--	**61**	**660**	**1,500**	**860**	**1,800**	**2,300**	**2,600**	**3,200**	**2,600**	**1,500**	**1,200**
Methylene Chloride	µg/L	< 500	< 500	**3000**	< 25	< 25	< 5.0	< 5.0	< 5	< 5	< 5	5 U	170 U	--	5.0 U	250 U	250 U	50 U	500 U	500 U	500 U	250 U	250 U	250 U	250 U
Toluene	µg/L	< 500	< 500	**1400**	**50**	**41**	**540**	**680**	**960**	**970**	**1,400**	**29**	170 U	--	**3.2**	50 U	50 U	**15**	**77 J**	**210**	**280**	**340**	**100**	**57**	**69**
Trichloroethylene	µg/L	< 500	< 500	< 500	**3.4 J**	< 25	< 5.0	< 5.0	< 5	< 5	< 5	5 U	170 U	--	1.0 U	50 U	50 U	10 U	**1,200**	100 U	100 U	50 U	50 U	50 U	50 U
Xylenes, total	µg/L	**1500**	**1500**	**2500**	**1100**	**1000**	**1,700**	**1,800**	**1,700**	**1,700**	**1,900**	**340**	**990**	--	**35**	**390**	**1,200**	**560**	**1,400**	**1,700**	**2,300**	**2,800**	**2,200**	**910**	**1,100**
Semivolatile Organic Compounds																									
2-Methylnaphthalene	µg/L	--	--	--	**--**	**--**	**--**	**--**	--	--	**--**	--	**550**	--	**12**	**100**	**260**	**170**	**400**	**38**	--	--	**820**	**360**	**320**
Acenaphthene	µg/L	**17**	**20**	**84**	**150**	**150**	**180 J**	**280 J**	**230**	**210**	**160**	**31**	**190**	--	**6.2**	**41**	**94**	**74**	**130**	**9.0 J**	--	--	**230**	**120**	**120**
Acenaphthylene	µg/L	< 3.8	< 3.8	**6.2 J**	**2.1 J**	**2.1 J**	< 10	< 10	< 10	< 10	**20**	10 U	**4.6**	--	1.0 U	40 U	**0.88**	10 U	50 U	**3.7 J**	--	--	100 U	50 U	**2.4 J**
Anthracene	µg/L	< 3.8	**3.8**	< 39	**5.5**	**6.6**	< 10	< 10	< 10	< 10	< 10	10 U	**5.4**	--	1.0 U	40 U	**3.3**	10 U	**2.6 J**	10 U	--	--	**4.3 J**	**2.2 J**	**3.0 J**
Benz(a)anthracene	µg/L	< 3.8	< 3.8	< 39	< 3.9	< 4.0	**0.10**	**0.13**	**0.15**	**0.14**	< 0.05	0.05 U	4.0 U	--	1.0 U	40 U	0.2 U	10 U	50 U	10 U	--	--	100 U	50 U	10 U
Benzo(a)pyrene	µg/L	< 3.8	< 3.8	< 39	< 3.9	< 4.0	< 0.05	< 0.05	< 0.05	< 0.05	< 0.05	0.05 U	4.0 U	--	1.0 U	40 U	0.2 U	10 U	50 U	10 U	--	--	100 U	50 U	10 U
Benzo(b)fluoranthene	µg/L	< 3.8	< 3.8	< 39	< 3.9	< 4.0	< 0.10	< 0.10	< 0.1	< 0.1	< 0.1	0.1 U	4.0 U	--	1.0 U	40 U	0.2 U	10 U	50 U	10 U	--	--	100 U	50 U	10 U
Benzo(g,h,i)perylene	µg/L	< 3.8	< 3.8	< 39	< 3.9	< 4.0	< 10	< 10	< 10	< 10	< 10	10 U	4.0 U	--	1.0 U	40 U	0.2 U	10 U	50 U	10 U	--	--	100 U	50 U	10 U
Benzo(k)fluoranthene	µg/L	< 3.8	< 3.8	< 39	< 3.9	< 4.0	< 10	< 10	< 10	< 10	< 10	10 U	4.0 U	--	1.0 U	40 U	0.2 U	10 U	50 U	10 U	--	--	100 U	50 U	10 U
Chrysene	µg/L	< 3.8	< 3.8	< 39	< 3.9	< 4.0	**0.080**	< 0.05	**0.080**	**0.080**	< 0.05	0.05 U	4.0 U	--	1.0 U	40 U	0.2 U	10 U	50 U	10 U	--	--	100 U	50 U	10 U
Dibenzo(a,h)anthracene	µg/L	< 3.8	< 3.8	< 39	< 3.9	< 4.0	< 0.10	< 0.10	**0.15 J**	< 0.1 UJ	< 0.1	0.1 U	4.0 U	--	1.0 U	40 U	0.2 U	10 U	50 U	10 U	--	--	100 U	50 U	10 U
Dibenzofuran	µg/L	--	--	--	--	--	--	--	**--**	--	--	--	20 U	--	1.0 U	40 U	**4.2**	10 U	**6.4 J**	10 U	--	--	**11 J**	**5.6 J**	**6.5 J**
Fluoranthene	µg/L	< 3.8	< 3.8	< 39	**2.6 J**	**2.5 J**	< 10	< 10	< 10	< 10	< 10	10 U	4.0 U	--	1.0 U	40 U	**1.2**	10 U	50 U	10 U	--	--	100 U	50 U	**1.8 J**
Fluorene	µg/L	< 3.8	**3.8**	19 J	**32**	**33**	**38**	**38**	**33**	**37**	**36**	10 U	**37**	--	11 J	40 U	**13**	**14**	**26 J**	10 U	--	--	**41 J**	**20 J**	**24**
Indeno(1,2,3-cd)pyrene	µg/L	< 3.8	< 3.8	< 39	< 3.9	< 4.0	< 0.05	< 0.05	**0.11 J**	< 0.05 UJ	< 0.05	0.05 U	4.0 U	--	1.0 U	40 U	0.2 U	10 U	50 U	10 U	--	--	100 U	50 U	10 U
Naphthalene	µg/L	**420**	**590**	**2600 B**	**3700**	**3400**	**5,500 J**	**7,800 J**	**7,200**	**7,300**	**6,000**	**570**	**4,300**	--	**160**	**1,200**	**2,700**	**3,100**	**3,900 D**	**560 D**	**4,500**	**16,000 D**	**6,000 D**	**4,000 D**	**2,900 D**
Phenanthrene	µg/L	< 3.8	< 3.8	**23 J**	**31**	**33**	**37**	**37**	**35**	**39**	**34**	10 U	**35**	--	1.0 U	40 U	**19**	**14**	**25 J**	10 U	--	--	**44 J**	**20 J**	**26**
Pyrene	µg/L	< 3.8	< 3.8	< 39	3.3 J	3.4 J	< 10	< 10	< 10	< 10	< 10	10 U	4.0 U	--	1.0 U	40 U	**1.2**	10 U	50 U	10 U	--	--	100 U	50 U	**1.9 J**
Inorganic Compounds																									
Aluminum (fume or dust)	mg/L	--	--	--	--	--	--	--	--	--	--	--	0.2 U	--	**0.484**	**0.76**	**0.43**	**0.6**	**0.68**	**0.93**	--	--	**0.98**	**0.38**	**0.38 N**
Antimony	mg/L	< 0.020	< 0.020	< 0.020	< 0.02	< 0.02	< 0.02	< 0.02	< 0.02	< 0.02	< 0.02	0.02 U	0.01 U	--	0.006 U	0.02 U	0.02 U	0.02 U	0.02 U	0.02 U	--	--	0.02 U	0.02 U	0.02 U
Arsenic	mg/L	< 0.020	< 0.020	< 0.010	< 0.01	< 0.01	< 0.05	< 0.05	< 0.05	< 0.05	< 0.05	0.05 U	0.01 U	--	0.01 U	0.01 U	0.01 U	0.01 U	0.01 U	0.01 U	--	--	0.01 U	0.01 U	0.01 U
Barium	mg/L	**0.88**	**0.89**	**0.86**	**0.8**	**0.82**	**0.735**	**0.838**	**0.767**	**0.767**	**0.782**	**0.971**	**0.851**	--	**0.844**	**1.7**	**1.5**	**1.8**	**1.4**	**1.1**	--	--	**0.98**	**1.6**	**1.0**
Beryllium	mg/L	< 0.0040	< 0.0040	**0.00038 J**	**0.00031 J**	**0.00031 J**	< 0.01	< 0.01	< 0.01	< 0.01	< 0.01	0.01 U	0.005 U	--	0.004 U	0.004 U	0.004 U	0.004 U	0.004 U	0.004 U	--	--	0.004 U	0.004 U	0.004 U
Cadmium	mg/L	< 0.0050	< 0.0050	< 0.0050	< 0.005	< 0.005	< 0.005	< 0.005	< 0.005	< 0.005	< 0.005	0.005 U	0.002 U	--	0.005 U	0.005 U	0.005 U	0.005 U	0.005 U	0.005 U	--	--	0.005 U	0.005 U	0.005 U
Calcium metal	mg/L	--	--	--	--	--	--	--	--	--	--	--	**49.2**	**57**	**60.7**	**96**	**87**	**82**	**75**	**58**	--	--	**49**	**83**	**54**
Chromium	mg/L	< 0.010	< 0.010	0.0032 J	< 0.01	< 0.01	< 0.01	< 0.01	< 0.01	< 0.01	< 0.01	**0.0161**	0.005 U	--	0.01 U	0.01 U	0.01 U	0.01 UJ	**0.0072 B**	**0.0077 B**	--	--	**0.0073 B**	**0.0065 J**	**0.0036 B**
Cobalt	mg/L	--	--	--	--	--	--	--	--	--	--	--	0.007 U	--	0.01 U	0.01 U	0.01 U	0.01 U	**0.0028 B**	**0.0034 B**	--	--	**0.0032 B**	**0.0026 J**	**0.0028 B**
Copper	mg/L	< 0.020	< 0.020	0.0048 J	< 0.02	< 0.02	< 0.01	< 0.01	< 0.01	< 0.01	< 0.01	**0.024**	0.025 U	--	0.02 U	0.02 U	0.02 U	0.02 U	**0.0076 B**	**0.0082 B**	--	--	**0.01 B**	**0.0034 J**	**0.0063 B**
Cyanide	mg/L	< 0.010	< 0.010	< 0.010	< 0.01	< 0.01	< 0.01	< 0.01	< 0.002	< 0.01	< 0.002	0.01 U	0.01 U	--	**0.0121**	0.01 U	0.01 U	0.015 U	0.01 U	0.01 U	0.01 U	0.01 U	**0.013**	0.01 U	0.01 U
Iron	mg/L	--	--	--	--	--	--	--	--	--	--	--	**1.1**	**1.3**	**2.58**	**4.1**	**2.7**	**4.4**	**3.7**	**3.6 N**	--	--	**3.8**	**3.2**	**2.3**
Lead	mg/L	**0.22**	**0.024**	**0.0069**	< 0.005	< 0.005	< 0.01	< 0.01	< 0.01	< 0.01	< 0.01	**0.0139**	0.003 U	--	0.005 U	0.005 U	0.005 U	0.005 U	0.005 U	0.005 U	--	--	0.005 U	0.005 U	0.005 U
Magnesium	mg/L	--	--	--	--	--	--	--	--	--	--	--	**24.9**	--	**25.4**	**51**	**44**	**51**	**40**	**31**	--	--	**27**	**45**	**29**
Manganese	mg/L	--	--	--	--	--	--	--	--	--	--	--	**1.33**	**1.2**	**1.63**	**2.6**	**2.1**	**2.2**	**1.8**	**1.6**	--	--	**1.3**	**2.0**	**1.3**
Mercury	mg/L	< 0.00020	< 0.00020	< 0.00020	< 0.00020	< 0.00020	< 0.00020	< 0.00020	< 0.0002	< 0.0002	< 0.0002	0.0002 U	0.0002 U	--	0.0002 U	0.0002 U	0.0002 U	0.0002 UJ	**0.000086 B**	0.0002 U	--	--	0.0002 U	0.0002 U	0.00020 U
Nickel	mg/L	**1.9**	**0.16**	**0.025 J**	**0.0055 J**	**0.0056 J**	< 0.02	< 0.02	< 0.02	< 0.02	< 0.02	0.02 U	0.04 U	--	0.04 U	0.04 U	0.04 U	0.04 U	**0.0067 B**	**0.0053 B**	--	--	**0.0049 B**	**0.0048 J**	0.04 U
Potassium	mg/L	--	--	--	--	--	--	--	--	--	--	--	5 U	--	**7.58**	**5.1**	**4.4**	**5.4**	**4.2**	**3.8**	--	--	**3.5**	**4.9**	**3.6**
Selenium	mg/L	< 0.020	< 0.020	< 0.010	**0.0039 J**	< 0.01	< 0.02	< 0.02	< 0.02	< 0.02	< 0.02	0.02 U	0.005 U	--	0.01 U	0.01 U	0.01 U	0.01 U	0.01 U	0.01 U	--	--	**0.0049 B**	0.01 U	0.01 U
Sodium	mg/L	--	--	--	--	--	--	--	--	--	--	--	**24.7**	--	**29.9**	**36**	**30**	**35**	**28**	**23**	--	--	**20**	**28**	**22**
Thallium	mg/L	< 0.0010	< 0.0010	< 0.0010	< 0.001	< 0.001	< 1.00	< 1.00	< 1.00	< 1.00	< 1	0.001 U	0.001 U	--	0.001 U	0.002 U	0.001 U	0.002 U	0.002 UW	0.002 UWN	--	--	0.002 U	0.004 UW	0.002 U
Vanadium (fume or dust)	mg/L	< 0.010	< 0.010	< 0.010	< 0.01	< 0.01	< 0.01	< 0.01	< 0.01	< 0.01	< 0.01	**0.0154**	0.007 U	--	0.01 U	0.01 U	0.01 U	0.01 U	**0.0027 B**	**0.0044 B**	--	--	**0.004 B**	0.01 U	0.01 U
Zinc	mg/L	**0.75**	**1.4**	**0.82**	**0.041**	**0.043**	**0.253 J**	**0.0934 J**	**0.0239**	**0.0229**	**0.0374**	**0.185**	0.02 U	--	0.02 U	0.02 U	0.02 U	**0.03**	**0.029**	**0.0086 B**	--	--	**0.0085 B**	0.02 U	**0.0063 B**

Notes:
ISCO - *in-situ* chemical oxidation
** - Resampled in August 2007 for VOCs only

Data Qualifier Defintions:
-- - Not analyzed
B (Inorganics) - Estimated analyte concentration
D - Analyte concentration reported from secondary dilution
DB - Analyte concentration reported from secondary dilution; analyte detected in method blank
H - Holding time exceeded for sample
J - Estimated analyte concentration
JB (Organic) - Estimated analyte concentration; analyte detected in method blank
JM (Organic) - Estimated analyte concentration; spike sample recovery outside control limits
M (Organic) - Spike sample recovery outside control limits
N - Spike sample recovery outside of control limits
R - Sample data results rejected due to deficiencies in the ability to meet quality control standards
< - Analyte not detected at referenced detection limit
U - Analyte not detected at referenced detection limit
UJ - Analyte not detected; low method bias and/or matrix interference
UN - Analyte not detected; spiked sample recovery outside of control limits
UR - Analyte not detected; data rejected
UWN - Analyte not detected; post digestion spike and
spike sample recovery outside control limits
Bold - Exceeds the laboratory detection limit

Appendix E-3
Summary of Historical Ground Water Sampling Data - Decommissioned Wells
Atlanta Gas Light Company
Former Manufactured Gas Plant Site
Augusta, Ga

Chemical Name	Location ID	MW-307D	MW-307D	MW-307D	MW-307D	MW-307D	MW-307D	MW-307D	MW-307D	MW-307D	MW-307D	MW-307D	MW-307D	MW-307D	MW-307D	MW-307D	MW-307D	MW-307D	MW-307D	MW-307D	MW-307D	MW-307D	MW-307D	MW-307D	MW-307D	MW-307D	MW-307D	MW-307D	MW-307D	MW-307D
	Sample Date	7/28/2015	1/29/2015	7/15/2014	1/7/2014	7/10/2013	1/8/2013	7/23/2012	1/16/2012	7/6/2011	1/18/2011	7/14/2010	1/7/2010	7/21/2009	1/19/2009	7/16/2008	1/9/2008	7/11/2007	2/14/2007	7/12/2006	1/11/2006	7/22/2005	1/19/2005	7/16/2004	1/23/2004	7/17/2003	1/15/2003	1/03 DUP	7/9/2002	1/16/2002	7/10/2001	1/22/2001
	Unit	Post-ISCO																				Pre-ISCO									
Field Parameters																															
Conductivity	mS/cm	502	0.457	0.55	0.546	0.446	0.536	0.392	0.498	0.498	0.457	0.490	0.411	0.487	0.534	0.574	0.622	0.456	0.563	0.505	--	--	--	--	--	--	--	--	--	--	--
Dissolved Oxygen (YSI)	mg/L	0.3	2.64	0.34	0.13	0.12	0.31	0.40	1.91	2.02	0.67	0.29	1.2	0.25	0.27	0.3	0.21	0.22	0.25	0.33	--	--	--	--	--	--	--	--	--	--	--
Oxidation Reduction Potential	mV	-42.3	1.9	-70.6	-57.0	-30.3	-30.2	-25.6	-74.6	-43.1	-53.7	-56.8	-0.6	-29.9	-64.6	-88.8	-74.4	-67.4	-84.5	-65.1	--	--	--	--	--	--	--	--	--	--	--
pH	SU	6.38	6.43	6.58	6.47	6.76	6.47	6.25	6.36	6.58	6.57	6.24	6.01	6.38	6.26	6.21	6.25	6.33	6.42	6.41	--	--	--	--	--	--	--	--	--	--	--
Temperature	Celsius	26.3	19.53	22.36	19.99	22.26	19.98	23.40	20.27	21.22	18.21	22.02	17.98	20.74	19.7	21.17	20.40	22.15	19.14	22.83	--	--	--	--	--	--	--	--	--	--	--
Turbidity	NTU	8.85	4.28	1.87	4.91	2.82	0.72	5.02	9.70	1.81	3.34	9.7	3.57	4.9	7.76	3.87	4.90	4.8	1.43	1.41	--	--	--	--	--	--	--	--	--	--	--
Monitored Natural Attenuation Parameters																															
Carbon Dioxide	µg/L	--	--	--	--	--	--	--	--	--	--	--	--	--	--	--	--	--	--	--	--	--	--	--	--	--	--	--	--	--	--
Iron	mg/L	--	--	--	--	--	--	--	--	--	--	--	--	--	--	--	--	--	--	--	17.2	16.8	15	15	28	2.3	1.7	3.6	1.5	1.8	1.7	0.31 N
Iron, as Ferrous (Fe+2)	mg/L	--	--	--	--	--	--	--	--	--	--	--	--	--	--	--	--	--	--	--	--	--	--	--	--	--	--	--	--	--	--
Manganese, Total	mg/L	--	--	--	--	--	--	--	--	--	--	--	--	--	--	--	--	--	--	--	0.499	0.616	0.62	0.68	1.2	0.33	0.21	2.0	0.17	0.27	0.37	0.49
Manganese, Dissolved	mg/L	--	--	--	--	--	--	--	--	--	--	--	--	--	--	--	--	--	--	--	--	--	--	--	--	--	--	--	--	--	--	--
Methane	µg/L	--	--	--	--	--	--	--	--	--	--	--	--	--	--	--	--	--	--	--	--	--	--	--	--	--	--	--	--	--	--	--
Nitrate	mg/L	--	--	--	--	--	--	--	--	--	--	--	--	--	--	--	--	--	--	--	--	--	--	--	--	--	--	--	--	--	--	--
Nitrogen	mg/L	--	--	--	--	--	--	--	--	--	--	--	--	--	--	--	--	--	--	--	--	--	--	--	--	--	--	--	--	--	--	--
Nitrogen, ammonia (as N)	mg/L	--	--	--	--	--	--	--	--	--	--	--	--	--	--	--	--	--	--	--	--	--	--	--	--	--	--	--	--	--	--	--
Oxygen	mg/L	--	--	--	--	--	--	--	--	--	--	--	--	--	--	--	--	--	--	--	--	--	--	--	--	--	--	--	--	--	--	--
Sulfate	mg/L	--	--	--	--	--	--	--	--	--	--	--	--	--	--	--	--	--	--	--	--	--	--	--	--	--	--	--	--	--	--	--
Sulfide	mg/L	--	--	--	--	--	--	--	--	--	--	--	--	--	--	--	--	--	--	--	--	--	--	--	--	--	--	--	--	--	--	--
Volatile Organic Compounds																															
Acetone	µg/L	< 50	< 50	< 50	< 50	< 50	<100	< 5.0	< 5.0	< 5.0	< 5.0	**7.5 J**	< 100	< 100	< 100	< 100	< 50	< 50	< 50	50 U	10 U	25 U	25 U	25 U	25 U	25 U	25 U	25 U	25 U	25 U	25 U	25 U
Benzene	µg/L	< 5.0	< 5.0	< 5.0	< 5.0	< 5.0	< 5.0	< 0.25	< 0.25	< 0.25	< 0.25	< 5.0	< 5.0	< 5.0	< 5.0	< 5.0	< 5.0	< 5	< 5	5 U	1.0 U	1.0 U	1.0 U	1.0 U	1.0 U	1.0 U	1.0 U	1.0 U	**0.16 J**	1.0 U	1.0 U	**0.18 J**	1.0 U
Carbon Disulfide	µg/L	< 5.0	< 5.0	< 5.0	< 5.0	< 5.0	< 5.0	< 0.60	< 0.60	< 0.60	< 0.60	< 5.0	< 5.0	< 5.0	< 5.0	< 5.0	< 5.0	< 5	< 5	5 U	1.0 U	1.0 U	1.0 U	1.0 U	1.0 U	1.0 U	1.0 U	1.0 U	1.0 U	1.0 U	1.0 U	1.0 U
Ethylbenzene	µg/L	< 5.0	< 5.0	< 5.0	< 5.0	< 5.0	< 5.0	< 0.11	< 0.11	< 0.11	< 0.11	< 5.0	< 5.0	< 5.0	< 5.0	< 5.0	< 5.0	< 5	< 5	5 U	1.0 U	1.0 U	1.0 U	1.0 U	1.0 U	1.0 U	1.0 U	1.0 U	1.0 U	1.0 U	1.0 U	**0.17 J**
Methylene Chloride	µg/L	< 5.0	< 5.0	< 5.0	< 5.0	< 5.0	< 5.0	< 1.0	< 1.0	**3.3 J B**	< 1.0	< 5.0	< 5.0	< 5.0	< 5.0	< 5.0	< 5.0	< 5	< 5	5 U	1.0 U	5.0 U	5.0 U	5.0 U	5.0 U	5.0 U	5.0 U	5.0 U	5.0 U	5.0 U	5.0 U	5.0 U
Toluene	µg/L	< 5.0	< 5.0	< 5.0	< 5.0	< 5.0	< 5.0	< 0.33	< 0.33	< 0.33	< 0.33	< 5.0	< 5.0	< 5.0	< 5.0	< 5.0	< 5.0	< 5	< 5	5 U	**3.2**	1.0 U	1.0 U	1.0 U	1.0 U	1.0 U	1.0 U	1.0 U	1.0 U	1.0 U	1.0 U	1.0 U
Trichloroethylene	µg/L	< 5.0	< 5.0	< 5.0	< 5.0	< 5.0	< 5.0	< 0.13	< 0.13	< 0.13	< 0.13	< 5.0	< 5.0	< 5.0	< 5.0	< 5.0	< 5.0	< 5	< 5	5 U	1.0 U	1.0 U	1.0 U	1.0 U	1.0 U	1.0 U	1.0 U	1.0 U	1.0 U	1.0 U	1.0 U	1.0 U
Xylenes, total	µg/L	< 5.0	< 5.0	< 5.0	< 5.0	< 5.0	< 5.0	< 0.20	< 0.20	< 0.20	< 0.20	< 5.0	< 5.0	< 5.0	< 5.0	< 5.0	< 5.0	< 5	< 5	5 U	0.002 U	2.0 U	2.0 U	2.0 U	2.0 U	2.0 U	2.0 U	2.0 U	2.0 U	2.0 U	2.0 U	2.0 U
Semivolatile Organic Compounds																															
2-Methylnaphthalene	µg/L	--	--	--	--	--	--	--	--	--	--	--	--	--	--	--	--	--	--	--	0.2 U	0.2 U	0.2 U	0.2 U	0.2 U	0.2 U	10 U	10 U	10 U	10 U	10 U	10 U
Acenaphthene	µg/L	< 0.5	< 0.50	< 0.50	< 0.50	< 0.50	<0.20	< 0.098	< 0.11	< 0.11	< 0.11	< 0.19	< 0.19	< 0.19	< 19 *	< 0.19	< 10	< 10	< 10	10 U	0.2 U	0.2 U	0.2 U	0.2 U	0.2 U	0.2 U	10 U	10 U	10 U	10 U	10 U	10 U
Acenaphthylene	µg/L	< 1.0	< 1.0	< 1.0	< 1.0	< 1.0	<0.20	< 0.098	< 0.11	< 0.11	< 0.11	< 0.19	< 0.19	< 0.19	< 19 *	< 0.19	< 10	< 10	< 10	10 U	0.2 U	0.2 U	0.2 U	0.2 U	0.2 U	0.2 U	10 U	10 U	10 U	10 U	10 U	10 U
Anthracene	µg/L	< 0.05	< 0.050	**0.057**	< 0.050	< 0.050	<0.20	< 0.098	< 0.11	< 0.11	< 0.11	< 0.19	< 0.19	< 0.19	< 19 *	< 0.19	< 10	< 10	< 10	10 U	0.2 U	0.2 U	0.2 U	0.2 U	0.2 U	0.2 U	10 U	10 U	10 U	10 U	10 U	10 U
Benz(a)anthracene	µg/L	< 0.05	< 0.050	< 0.050	< 0.050	< 0.050	<0.20	< 0.098	< 0.11	< 0.11	< 0.11	< 0.19	< 0.19	< 0.19	< 19	< 0.19	< 0.050	< 0.05	< 0.05	0.05 U	0.2 U	0.2 U	0.2 U	0.2 U	0.2 U	0.2 U	10 U	10 U	10 U	10 U	10 U	10 U
Benzo(a)pyrene	µg/L	< 0.05	< 0.050	< 0.050	< 0.050	< 0.050	<0.20	< 0.098	< 0.11	< 0.11	< 0.11	< 0.19	< 0.19	< 0.19	< 19	< 0.19	< 0.050	< 0.05	< 0.05	0.05 U	0.2 U	0.2 U	0.2 U	0.2 U	0.2 U	0.2 U	10 U	10 U	10 U	10 U	10 U	10 U
Benzo(b)fluoranthene	µg/L	< 0.1	< 0.10	< 0.10	< 0.10	< 0.10	<0.20	< 0.098	< 0.11	< 0.11	< 0.11	< 0.19	< 0.19	< 0.19	< 19	< 0.19	< 0.10	< 0.1	< 0.1	0.1 U	0.2 U	0.2 U	0.2 U	0.2 U	0.2 U	0.2 U	10 U	10 U	10 U	10 U	10 U	10 U
Benzo(g,h,i)perylene	µg/L	< 0.1	< 0.10	< 0.10	< 0.10	< 0.10	<0.20	< 0.098	< 0.11	< 0.11	< 0.11	< 0.19	< 0.19	< 0.19	< 19	< 0.19	< 10	< 10	< 10	10 U	0.2 U	0.2 U	0.2 U	0.2 U	0.2 U	0.2 U	10 U	10 U	10 U	10 U	10 U	10 U
Benzo(k)fluoranthene	µg/L	< 0.05	< 0.050	< 0.050	< 0.050	< 0.050	<0.20	< 0.098	< 0.11	< 0.11	< 0.11	< 0.19	< 0.19	< 0.19	< 19 *	< 0.19	< 10	< 10	< 10	10 U	0.2 U	0.2 U	0.2 U	0.2 U	0.2 U	0.2 U	10 U	10 U	10 U	10 U	10 U	10 U
Chrysene	µg/L	< 0.05	< 0.050	< 0.050	< 0.050	< 0.050	<0.20	< 0.044	< 0.050	< 0.049	< 0.049	< 0.19	< 0.19	< 0.19	< 19	< 0.19	< 0.050	< 0.05	< 0.05	0.05 U	0.2 U	0.2 U	0.2 U	0.2 U	0.2 U	0.2 U	10 U	10 U	10 U	10 U	10 U	10 U
Dibenzo(a,h)anthracene	µg/L	< 0.1	< 0.10	< 0.10	< 0.10	< 0.10	<0.20	< 0.098	< 0.11	< 0.11	< 0.11	< 0.19	< 0.19	< 0.19	< 19	< 0.19	< 0.10	< 0.1	< 0.1	0.1 U	0.2 U	0.2 U	0.2 U	0.2 U	0.2 U	0.2 U	10 U	10 U	10 U	10 U	10 U	10 U
Dibenzofuran	µg/L	--	--	--	--	--	--	--	--	--	--	--	--	--	--	--	--	--	--	--	1.0 U	0.2 U	0.2 U	0.2 U	0.2 U	0.2 U	10 U	10 U	10 U	10 U	10 U	10 U
Fluoranthene	µg/L	< 0.1	< 0.10	< 0.10	< 0.10	< 0.10	<0.20	< 0.098	< 0.11	< 0.11	< 0.11	< 0.19	< 0.19	< 0.19	< 19 *	< 0.19	< 10	< 10	< 10	10 U	0.2 U	0.2 U	0.2 U	0.2 U	0.2 U	0.2 U	10 U	10 U	10 U	10 U	10 U	10 U
Fluorene	µg/L	< 0.1	< 0.10	< 0.10	< 0.10	< 0.10	<0.20	< 0.098	< 0.11	< 0.11	< 0.11	< 0.19	< 0.19	< 0.19	< 19 *	< 0.19	< 10	< 10	< 10	10 U	0.2 U	0.2 U	0.2 U	0.2 U	0.2 U	0.2 U	10 U	10 U	10 U	10 U	10 U	10 U
Indeno(1,2,3-cd)pyrene	µg/L	< 0.05	< 0.050	< 0.050	< 0.050	< 0.050	<0.20	< 0.098	< 0.11	< 0.11	< 0.11	< 0.19	< 0.19	< 0.19	< 19	< 0.19	< 0.050	< 0.05	< 0.05	0.05 U	0.2 U	0.2 U	0.2 U	0.2 U	0.2 U	0.2 U	10 U	10 U	10 U	10 U	10 U	10 U
Naphthalene	µg/L	< 0.5	< 0.50	< 0.50	< 0.50	< 0.50	<0.20	< 0.098	< 0.11	< 0.11	< 0.11	**0.35**	< 0.19	< 0.19	< 19	< 0.19	< 10	< 10	< 10	10 U	0.2 U	0.2 U	0.2 U	0.2 U	0.2 U	**11**	10 U	10 U	10 U	10 U	10 U	10 U
Phenanthrene	µg/L	< 0.05	< 0.050	< 0.050	< 0.050	< 0.050	<0.20	< 0.098	< 0.11	< 0.11	< 0.11	< 0.19	< 0.19	< 0.19	< 19 *	< 0.19	< 10	< 10	< 10	10 U	0.2 U	0.2 U	0.2 U	0.2 U	0.2 U	0.2 U	10 U	10 U	10 U	10 U	10 U	10 U
Pyrene	µg/L	**0.056**	**0.079**	< 0.050	**0.065**	< 0.050	<0.20	< 0.098	< 0.11	< 0.11	< 0.11	< 0.19	< 0.19	< 0.19	< 19	< 0.19	< 10	< 10	< 10	10 U	0.2 U	0.2 U	0.2 U	0.2 U	0.2 U	0.2 U	10 U	10 U	10 U	10 U	10 U	10 U	10 U
Inorganic Compounds																															
Aluminum (fume or dust)	mg/L	--	--	--	--	--	--	--	--	--	--	--	--	--	--	--	--	--	--	--	0.2 U	0.2 U	0.2 U	0.2 U	0.2 U	0.2 U	**0.048 B**	**0.11 B**	0.2 U	**0.11 B**	**2.1**	0.2 U
Antimony	mg/L	< 0.02	< 0.0200	< 0.0200	< 0.0200	< 0.0200	< 0.020	< 0.0053	< 0.0053	< 0.0053	< 0.0053	< 0.020	< 0.020	< 0.020	< 0.020	< 0.020	< 0.0200	< 0.02	< 0.02	0.02 U	0.01 U	0.006 U	0.02 U	0.006 U	0.02 U	0.02 U	0.020 U	0.020 U	0.02 U	0.02 U	0.02 U	0.02 U
Arsenic	mg/L	< 0.05	< 0.0500	< 0.0500	< 0.0500	< 0.0500	< 0.020	< 0.0046	< 0.0046	< 0.0046	< 0.0046	< 0.020	< 0.020	< 0.020	< 0.010	< 0.010	<0.0500	< 0.05	< 0.05	0.05 U	0.01 U	0.01 U	0.01 U	0.01 U	0.01 U	0.01 U	0.010 U	0.010 U	0.01 U	0.01 U	0.01 U	0.01 U
Barium	mg/L	**0.082**	**0.0712**	**0.258**	**0.0751**	**0.0638**	**0.29**	**0.061**	**0.068**	**0.064**	**0.061**	**0.065**	**0.062**	**0.065**	**0.069**	**0.072**	**0.147**	**0.0767**	**0.112**	**0.112**	0.2 U	**0.126**	**0.1**	**0.098**	**0.15**	**0.07**	**0.065**	**0.14**	**0.068**	**0.12**	**0.1**	**0.1**
Beryllium	mg/L	< 0.01	< 0.0100	< 0.0100	< 0.0100	< 0.0100	< 0.0040	< 0.00020	< 0.00020	< 0.00020	< 0.00020	< 0.0040	< 0.0040	< 0.0040	< 0.0040	< 0.0040	< 0.0100	< 0.010	< 0.010	0.01 U	0.005 U	0.004 U	0.004 U	0.004 U	0.004 U	0.004 U	0.0040 U	0.0040 U	0.004 U	0.004 U	0.004 U	0.004 U
Cadmium	mg/L	< 0.005	< 0.0050	< 0.0050	< 0.0050	< 0.0050	< 0.0050	< 0.0020	< 0.0020	< 0.0020	< 0.0020	< 0.0050	< 0.0050	< 0.0050	< 0.0050	< 0.0050	< 0.0050	< 0.005	< 0.005	0.005 U	0.002 U	0.005 U	0.005 U	0.005 U	0.005 U	0.005 U	0.0050 U	0.0050 U	**0.00091 B**	0.005 U	0.005 U	0.005 U
Calcium metal	mg/L	--	--	--	--	--	--	--	--	--	--	--	--	--	--	--	--	--	--	--	**40**	**44.6**	**33**	**35**	**49**	**28**	**24**	**70**	**21**	**31**	**30**	**30**
Chromium	mg/L	< 0.01	< 0.0100	< 0.0100	< 0.0100	< 0.0100	< 0.010	< 0.0012	< 0.0012	< 0.0012	< 0.0012	**0.0030 J**	< 0.010	< 0.010	**0.0015 J**	**0.0016 J**	**0.0178**	< 0.010	< 0.010	0.01 U	0.005 U	0.01 U	0.01 U	0.01 U	0.01 U	0.01 UJ	0.010 U	**0.010**	0.01 U	**0.004 B**	**0.0034 B**	0.01 U
Cobalt	mg/L	--	--	--	--	--	--	--	--	--	--	--	--	--	--	--	--	--	--	--	0.007 U	0.01 U	0.01 U	0.01 U	0.01 U	0.01 U	**0.0028 B**	**0.0059 B**	**0.0024 B**	**0.002 B**	**0.0023 B**	**0.0016 B**
Copper	mg/L	< 0.01	< 0.0100	< 0.0100	< 0.0100	< 0.0100	< 0.020	< 0.0019	< 0.0019	< 0.0019	< 0.0019	< 0.020	< 0.020	< 0.020	< 0.020	< 0.020	**0.0165**	< 0.010	< 0.010	0.01 U	0.025 U	0.02 U	0.02 U	0.02 U	0.02 U	0.02 U	**0.0011 B**	**0.0010 B**	**0.0012 B**	0.02 U	**0.0021 B**	0.02 U
Cyanide	mg/L	< 0.01	< 0.010	< 0.010	< 0.010	< 0.010	< 0.010	< 0.0050	< 0.0050	**0.0089 J**	< 0.0050	< 0.010	< 0.010	< 0.010	< 0.010	< 0.010	< 0.010	< 0.010	< 0.010	0.01 U	0.01 U	0.01 U	0.01 U	0.01 U	0.01 U	0.015 U	0.010 U	0.010 U	0.01 U	0.01 U	0.01 U	0.01 U
Lead	mg/L	< 0.01	< 0.0100	< 0.0100	< 0.0100	< 0.0100	< 0.010	< 0.0040	< 0.0040	< 0.0040	< 0.0040	< 0.010	< 0.010	< 0.010	< 0.0050	< 0.0050	**0.0184**	< 0.010	< 0.010	0.01 U	0.003 U	0.005 U	0.005 U	0.005 U	0.005 U	0.005 U	0.0050 U	0.0050 U	0.005 U	0.005 U	**0.0015 B**	0.005 U
Magnesium	mg/L	--	--	--	--	--	--	--	--	--	--	--	--	--	--	--	--	--	--	--	**11.5**	**26.2**	**22**	**23**	**19**	**23**	**19**	**43**	**18**	**25**	**22**	**23**
Mercury	mg/L	< 0.0002	< 0.00020	< 0.00020	< 0.00020	< 0.00020	< 0.00020	< 0.000091	< 0.000091	< 0.000091	< 0.000091	< 0.00020	< 0.00020	< 0.00020	< 0.00020	< 0.00020	**0.102**	< 0.0002	< 0.0002	0.0002 U	0.0002 U	0.0002 U	0.0002 U	0.0002 U	0.0002 U	0.0002 UJ	0.00020 U	0.00020 U	0.0002 U	0.0002 U	0.00020 U	0.00020 U
Nickel	mg/L	< 0.02	< 0.0200	< 0.0200	< 0.0200	< 0.0200	< 0.040	**0.0049 J**	**0.0059 J**	**0.0045 J**	< 0.0023	**0.0093 J**	< 0.040	< 0.040	**0.0030 J**	< 0.040	< 0.0200	< 0.02	< 0.02	0.02 U	0.04 U	0.04 U	0.04 U	0.04 U	0.04 U	**0.21**	**0.11**	**0.0083 B**	**0.1**	**0.11**	**0.0064 B**	**0.0067 B**
Potassium	mg/L	--	--	--	--	--	--	--	--	--	--	--	--	--	--	--	--	--	--	--	**19.8**	**6.01**	**2.8**	**2.2**	**11**	**0.8**	**0.62 B**	**3.0**	**0.73 B**	**1**	**1.2**	**1.1**
Selenium	mg/L	< 0.02	< 0.0200	< 0.0200	< 0.0200	< 0.0200	< 0.020	< 0.0064	< 0.0064	**0.0073 J**	< 0.0064	< 0.020	< 0.020	< 0.020	< 0.010	< 0.010	< 0.0200	< 0.02	< 0.02	0.02 U	0.005 U	0.01 U	0.01 U	0.01 U	0.01 U	0.01 U	0.010 U	0.010 U	0.01 U	0.01 U	0.01 U	0.01 U
Sodium	mg/L	--	--	--	--	--	--	--	--	--	--	--	--	--	--	--	--	--	--	--	**34.5**	**85.6**	**62**	**54**	**49**	**54**	**51**	**140**	**60**	**78**	**62**	**62**
Thallium	mg/L	< 0.02	< 0.0200	< 0.0200	< 0.0200	< 0.0200	< 0.0010	< 0.00025	< 0.00025	< 0.00025	< 0.00025	< 0.0010	< 0.0010	< 0.0010	< 0.0010	< 0.0010	< 1.00	< 1.00	< 1	0.001 U	0.001 U	0.001 U	0.002 U	0.001 U	0.001 U	0.002 U	0.0020 UWN	0.0020 UWN	0.002 UWN	0.002 U	0.002 U	0.002 UW
Vanadium (fume or dust)	mg/L	< 0.01	< 0.0100	< 0.0100	< 0.0100	< 0.0100	< 0.010	< 0.0024	< 0.0024	< 0.0024	< 0.0024	< 0.010	< 0.010	< 0.010	< 0.010	< 0.010	**0.0172**	< 0.010	< 0.010	0.01 U	0.007 U	0.01 U	0.01 U	0.01 U	0.01 U	0.01 U	0.010 U	0.010 U	0.01 U	0.01 U	**0.0055 B**	0.01 U
Zinc	mg/L	< 0.02	< 0.0200	< 0.0200	< 0.0200	< 0.0200	< 0.020	< 0.0087	< 0.0087	< 0.0087	< 0.0087	< 0.020	< 0.020	< 0.020	< 0.020	< 0.020	**0.0554**	< 0.02	< 0.02	0.02 U	0.02 U	0.02 U	0.02 U	0.02 U	0.02 U	0.02 U	0.020 U	0.020 U	0.02 U	0.02 U	**0.0059 B**	0.02 U

Notes:
ISCO - *in-situ* chemical oxidation

Data Qualifier Defintions:
-- - Not analyzed
B (Inorganics) - Estimated analyte concentration
D - Analyte concentration reported from secondary dilution
DB - Analyte concentration reported from secondary dilution; analyte detected in method blank
H - Holding time exceeded for sample
J - Estimated analyte concentration
JB (Organic) - Estimated analyte concentration; analyte detected in method blank
Bold = Exceeds the laboratory detection limit
JM (Organic) - Estimated analyte concentration; spike sample recovery outside control limits
M (Organic) - Spike sample recovery outside control limits
N - Spike sample recovery outside of control limits
R - Sample data results rejected due to deficiencies in the ability to meet quality control standards
< - Analyte not detected at referenced detection limit
U - Analyte not detected at referenced detection limit
UJ - Analyte not detected; low method bias and/or matrix interference
UN - Analyte not detected; spiked sample recovery outside of control limits
UR - Analyte not detected; data rejected
UWN - Analyte not detected; post digestion spike and spike sample recovery outside control limits

Appendix E-3
Summary of Historical Ground Water Sampling Data - Decommissioned Wells
Atlanta Gas Light Company
Former Manufactured Gas Plant Site
Augusta, Ga

Chemical Name	Location ID	MW-307SAP	MW-307SAP	MW-307SAP	MW-307SAP	MW-307SAP	MW-307SAP	MW-307SAP	MW-307SAP	MW-307SAP	MW-307SAP	MW-307SAP	MW-307SAP	MW-307SAP	MW-307SAP	MW-307SAP	MW-307SAP	MW-307SAP	MW-307SAP	MW-307SAP	MW-307SAP	MW-307SAP	MW-307SAP	MW-307SAP	MW-307SAP
	Sample Date	7/28/2015	1/13/2015	7/15/2014	1/7/2014	7/10/2013	1/9/2013	7/24/2012	1/16/2012	7/6/2011	1/18-20/2011	1/7/2010	7/21/2009	1/15/2009	7/16/2008	1/9/2008	7/12/2006	1/11/2006	7/22/2005	1/19/2005	7/16/2004	1/23/2004	7/17/2003	7/9/2002	1/16/2002	7/10/2001	1/22/2001
	Unit	Post-ISCO																	Pre-ISCO							
Field Parameters																										
Conductivity	mS/cm	571	0.564	0.616	0.673	0.632	0.525	0.617	0.580	0.728	--	0.67	0.78	0.768	0.742	0.769	0.937	--	--	--	--	--	--	--	--	--	--
Dissolved Oxygen (YSI)	mg/L	0.49	0.37	0.48	6.09	0.34	8.33	10.52	0.88	0.27	--	3.93	0.7	0.85	1	1.13	0.56	--	--	--	--	--	--	--	--	--	--
Oxidation Reduction Potential	mV	-14.4	34.3	-13.4	-8.0	28.7	-10.9	7.2	-0.5	55.2	--	19.1	87.9	138.9	79.4	147.2	14.8	--	--	--	--	--	--	--	--	--	--
pH	SU	6.57	6.06	6.46	7.02	6.44	6.73	6.69	6.39	6.35	--	6.2	6.29	6.05	6.14	6.06	6.22	--	--	--	--	--	--	--	--	--	--
Temperature	Celsius	27.7	17.6	23.9	15.61	22.58	16.89	28.44	18.17	28.54	--	17.23	21.83	15.7	22.43	19.81	22.59	--	--	--	--	--	--	--	--	--	--
Turbidity	NTU	1.22	0.39	0.47	3.33	0.58	2.23	26.1	1.17	0.65	--	4.01	4.5	0.35	1.08	2.10	0.47	--	--	--	--	--	--	--	--	--	--
Monitored Natural Attenuation Parameters																										
Carbon Dioxide	µg/L	--	--	--	--	--	--	--	--	--	--	--	--	--	--	--	--	--	--	--	--	--	--	--	--	--	--
Iron	mg/L	--	--	--	--	--	--	--	--	--	--	--	--	--	--	--	--	2.37	2.75	3	3.3	4.4	3	3.3	4.3	3.4	4.1
Iron, as Ferrous (Fe+2)	mg/L	--	--	--	--	--	--	--	--	--	--	--	--	--	--	--	--	--	--	--	--	--	--	--	--	--	--
Manganese, Total	mg/L	--	--	--	--	--	--	--	--	--	--	--	--	--	--	--	--	1.37	1.37	1.6	1.8	2	2.1	2	2.1	2.7	3.3
Manganese, Dissolved	mg/L	--	--	--	--	--	--	--	--	--	--	--	--	--	--	--	--	--	--	--	--	--	--	--	--	--	--
Methane	µg/L	--	--	--	--	--	--	--	--	--	--	--	--	--	--	--	--	--	--	--	--	--	--	--	--	--	--
Nitrate	mg/L	--	--	--	--	--	--	--	--	--	--	--	--	--	--	--	--	--	--	--	--	--	--	--	--	--	--
Nitrogen	mg/L	--	--	--	--	--	--	--	--	--	--	--	--	--	--	--	--	--	--	--	--	--	--	--	--	--	--
Nitrogen, ammonia (as N)	mg/L	--	--	--	--	--	--	--	--	--	--	--	--	--	--	--	--	--	--	--	--	--	--	--	--	--	--
Oxygen	mg/L	--	--	--	--	--	--	--	--	--	--	--	--	--	--	--	--	--	--	--	--	--	--	--	--	--	--
Sulfate	mg/L	--	--	--	--	--	--	--	--	--	--	--	--	--	--	--	--	--	--	--	--	--	--	--	--	--	--
Sulfide	mg/L	--	--	--	--	--	--	--	--	--	--	--	--	--	--	--	--	--	--	--	--	--	--	--	--	--	--
Volatile Organic Compounds																										
Acetone	µg/L	< 50	< 50	< 50	< 50	< 50	< 100	< 100	< 5.0	< 5.0	< 5.0	< 100	< 100	< 100	< 100	< 50	50 U	10 U	25 U	25 U	25 U	25 U	25 U	25 U	25 U	25 U	25 U
Benzene	µg/L	< 5.0	< 250	< 5.0	< 5.0	< 5.0	< 5.0	< 5.0	< 0.25	< 0.25	0.55 J	< 5.0	< 5.0	< 5.0	< 5.0	< 5.0	5 U	1.0 U	1.0 U	1.0 U	1.0 U	1.0 U	1.0 U	1.0 U	1.0 U	**3.9**	**0.16 J**	**0.34 JB**
Carbon Disulfide	µg/L	< 5.0	< 5.0	< 5.0	< 5.0	< 5.0	< 5.0	< 5.0	< 0.60	< 0.60	< 0.60	< 5.0	< 5.0	< 5.0	< 5.0	< 5.0	5 U	1.0 U	1.0 U	1.0 U	1.0 U	1.0 U	1.0 U	1.0 U	1.0 U	**0.9 J**	1.0 U
Ethylbenzene	µg/L	< 5.0	< 5.0	< 5.0	< 5.0	< 5.0	< 5.0	< 5.0	< 0.11	< 0.11	< 0.11	< 5.0	< 5.0	< 5.0	< 5.0	< 5.0	5 U	1.0 U	1.0 U	1.0 U	1.0 U	1.0 U	1.0 U	1.0 U	1.0 U	**0.34 J**	1.0 U	1.0 U
Methylene Chloride	µg/L	< 5.0	< 5.0	< 5.0	< 5.0	< 5.0	< 5.0	< 5.0	< 1.0	**2.9 J B**	< 1.0	< 5.0	< 5.0	< 5.0	< 5.0	< 5.0	5 U	1.0 U	5.0 U	5.0 U	5.0 U	5.0 U	5.0 U	5.0 U	5.0 U	5.0 U	5.0 U
Toluene	µg/L	< 5.0	< 5.0	< 5.0	< 5.0	< 5.0	< 5.0	< 5.0	< 0.33	< 0.33	< 0.33	< 5.0	< 5.0	< 5.0	< 5.0	< 5.0	5 U	1.0 U	1.0 U	1.0 U	**1.2**	1.0 U	1.0 U	1.0 U	1.0 U	1.0 U	1.0 U
Trichloroethylene	µg/L	< 5.0	< 5.0	< 5.0	< 5.0	< 5.0	< 5.0	< 5.0	< 0.13	< 0.13	< 0.13	< 5.0	< 5.0	< 5.0	< 5.0	< 5.0	5 U	1.0 U	1.0 U	1.0 U	1.0 U	1.0 U	1.0 U	1.0 U	1.0 U	1.0 U	1.0 U
Xylenes, total	µg/L	< 5.0	< 5.0	< 5.0	< 5.0	< 5.0	< 5.0	< 5.0	< 0.20	< 0.20	< 0.20	< 5.0	< 5.0	< 5.0	< 5.0	< 5.0	5 U	2.0 U	2.0 U	2.0 U	2.0 U	2.0 U	2.0 U	2.0 U	**0.18 J**	2.0 U	2.0 U
Semivolatile Organic Compounds																										
2-Methylnaphthalene	µg/L	--	--	--	--	--	--	--	--	--	--	--	--	--	--	--	--	0.2 U	0.2 U	0.2 U	0.2 U	0.2 U	10 U	10 U	10 U	10 U	10 U
Acenaphthene	µg/L	< 0.5	< 0.50	< 0.50	< 0.50	< 0.50	< 0.19	< 0.19	< 0.11	< 0.11	< 0.10	< 0.20	< 0.19	< 0.20	< 0.19	< 10	10 U	0.2 U	0.2 U	0.2 U	0.2 U	0.2 U	10 U	10 U	**0.25 J**	10 U	10 U
Acenaphthylene	µg/L	< 1.0	< 1.0	< 1.0	< 1.0	< 1.0	< 0.19	< 0.19	< 0.11	**0.16 J**	< 0.10	**0.48**	< 0.19	< 0.20	< 0.19	< 10	10 U	0.2 U	0.2 U	0.2 U	0.2 U	0.2 U	10 U	10 U	10 U	10 U	10 U
Anthracene	µg/L	< 0.05	< 0.050	**0.054**	< 0.050	< 0.050	< 0.19	< 0.19	< 0.11	< 0.11	< 0.10	**0.29**	< 0.19	< 0.20	< 0.19	< 10	10 U	0.2 U	0.2 U	0.2 U	0.2 U	0.2 U	10 U	10 U	10 U	10 U	10 U
Benz(a)anthracene	µg/L	< 0.05	< 0.050	< 0.050	< 0.050	< 0.050	< 0.19	< 0.19	< 0.11	< 0.11	< 0.10	**0.63**	< 0.19	< 0.20	< 0.19	< 0.050	0.05 U	0.2 U	0.2 U	0.2 U	0.2 U	0.2 U	10 U	10 U	10 U	10 U	10 U
Benzo(a)pyrene	µg/L	< 0.05	< 0.050	< 0.050	< 0.050	< 0.050	< 0.19	< 0.19	< 0.11	**1.0**	< 0.10	**0.52**	< 0.19	< 0.20	< 0.19	< 0.050	0.05 U	0.2 U	0.2 U	0.2 U	0.2 U	0.2 U	10 U	10 U	10 U	10 U	10 U
Benzo(b)fluoranthene	µg/L	< 0.1	< 0.10	< 0.10	< 0.10	< 0.10	< 0.19	< 0.19	< 0.11	< 0.11	< 0.10	**0.27**	< 0.19	< 0.20	< 0.19	< 0.10	0.1 U	0.2 U	0.2 U	0.2 U	0.2 U	0.2 U	10 U	10 U	10 U	10 U	10 U
Benzo(g,h,i)perylene	µg/L	< 0.1	< 0.10	< 0.10	< 0.10	< 0.10	< 0.19	< 0.19	< 0.11	**0.82**	< 0.10	**0.23**	< 0.19	< 0.20	< 0.19	< 10	10 U	0.2 U	0.2 U	0.2 U	0.2 U	0.2 U	10 U	10 U	10 U	10 U	10 U
Benzo(k)fluoranthene	µg/L	< 0.05	< 0.050	< 0.050	< 0.050	< 0.050	< 0.19	< 0.19	< 0.11	**0.40**	< 0.10	**0.31**	< 0.19	< 0.20	< 0.19	< 10	10 U	0.2 U	0.2 U	0.2 U	0.2 U	0.2 U	10 U	10 U	10 U	10 U	10 U
Chrysene	µg/L	< 0.05	< 0.050	< 0.050	< 0.050	< 0.050	< 0.19	< 0.19	< 0.049	< 0.050	< 0.045	**0.49**	< 0.19	< 0.20	< 0.19	< 0.050	0.05 U	0.2 U	0.2 U	0.2 U	0.2 U	0.2 U	10 U	10 U	10 U	10 U	10 U
Dibenzo(a,h)anthracene	µg/L	< 0.1	< 0.10	< 0.10	< 0.10	< 0.10	< 0.19	< 0.19	< 0.11	< 0.11	< 0.10	< 0.20	< 0.19	< 0.20	< 0.19	< 0.10	0.1 U	0.2 U	0.2 U	0.2 U	0.2 U	0.2 U	10 U	10 U	10 U	10 U	10 U
Dibenzofuran	µg/L	--	--	--	--	--	--	< 0.19	--	--	--	--	--	--	--	--	--	1.0 U	0.2 U	0.2 U	0.2 U	0.2 U	10 U	10 U	10 U	10 U	10 U
Fluoranthene	µg/L	< 0.1	< 0.10	< 0.10	< 0.10	< 0.10	< 0.19	< 0.19	< 0.11	< 0.11	< 0.10	**0.88**	< 0.19	< 0.20	< 0.19	< 10	10 U	0.2 U	0.2 U	0.2 U	0.2 U	0.2 U	10 U	10 U	10 U	10 U	10 U
Fluorene	µg/L	< 0.1	< 0.10	< 0.10	< 0.10	< 0.10	< 0.19	--	< 0.11	< 0.11	< 0.10	< 0.20	< 0.19	< 0.20	< 0.19	< 10	10 U	0.2 U	0.2 U	0.2 U	0.2 U	0.2 U	10 U	10 U	10 U	10 U	10 U
Indeno(1,2,3-cd)pyrene	µg/L	< 0.05	< 0.050	< 0.050	< 0.050	< 0.050	< 0.19	< 0.19	< 0.11	**0.79**	< 0.10	**0.25**	< 0.19	< 0.20	< 0.19	< 0.050	0.05 U	0.2 U	0.2 U	0.2 U	0.2 U	0.2 U	10 U	10 U	10 U	10 U	10 U
Naphthalene	µg/L	< 0.5	< 0.50	< 0.50	< 0.50	< 0.50	< 0.19	< 0.19	< 0.11	**0.11 J**	< 0.10	< 0.20	< 0.19	**0.063 JB**	< 0.19	< 10	10 U	0.2 U	0.2 U	0.2 U	0.2 U	0.2 U	10 U	10 U	**0.99 J**	10 U	10 U
Phenanthrene	µg/L	< 0.05	< 0.050	< 0.050	< 0.050	< 0.050	< 0.19	< 0.19	< 0.11	< 0.11	< 0.10	**1.1**	< 0.19	< 0.20	< 0.19	< 10	10 U	0.2 U	0.2 U	0.2 U	0.2 U	0.2 U	10 U	10 U	10 U	10 U	10 U
Pyrene	µg/L	< 0.05	< 0.050	< 0.050	< 0.050	< 0.050	< 0.19	< 0.19	< 0.11	< 0.11	< 0.10	**0.92**	< 0.19	< 0.20	< 0.19	< 10	10 U	0.2 U	0.2 U	0.2 U	0.2 U	0.2 U	10 U	10 U	10 U	10 U	10 U
Inorganic Compounds																										
Aluminum (fume or dust)	mg/L	--	--	--	--	--	--	--	--	--	--	--	--	--	--	--	--	**0.258**	0.2 U	0.2 U	0.2 U	0.2 U	0.2 U	0.2 U	**0.038 B**	**0.14 B**	**0.065 BN**
Antimony	mg/L	< 0.02	< 0.0200	< 0.0200	< 0.0200	< 0.0200	< 0.020	< 0.020	< 0.0053	< 0.0053	< 0.0053	< 0.020	< 0.020	< 0.020	< 0.020	< 0.0200	0.02 U	0.01 U	0.006 U	0.02 U	0.006 U	0.02 U	0.02 U	0.02 U	0.02 U	0.02 U	0.02 U
Arsenic	mg/L	< 0.05	< 0.0500	< 0.0500	< 0.0500	< 0.0500	< 0.020	< 0.020	< 0.0046	< 0.0046	< 0.0046	< 0.020	< 0.020	< 0.010	< 0.010	<0.0500	0.05 U	0.01 U	0.01 U	0.01 U	0.01 U	0.01 U	0.01 U	**0.0032 B**	0.01 U	**0.0039 B**	0.01 U
Barium	mg/L	**0.0715**	**0.0649**	**0.071**	**0.0697**	**0.0692**	**0.068**	**0.066**	**0.076**	**0.070**	**0.065**	**0.078**	**0.078**	**0.08**	**0.066**	**0.0731**	**0.0996**	0.2 U	**0.0985**	**0.12**	**0.14**	**0.15**	**0.16**	**0.15**	**0.18**	**0.2**	**0.23**
Beryllium	mg/L	< 0.01	< 0.0100	< 0.0100	< 0.0100	< 0.0100	< 0.0040	< 0.0040	< 0.00020	< 0.00020	**0.00021 JB**	< 0.0040	< 0.0040	< 0.0040	< 0.0040	< 0.0100	0.01 U	0.005 U	0.004 U	0.004 U	0.004 U	0.004 U	0.004 U	0.004 U	0.004 U	0.004 U	0.004 U
Cadmium	mg/L	< 0.005	< 0.0050	< 0.0050	< 0.0050	< 0.0050	< 0.0050	< 0.0050	< 0.0020	< 0.0020	< 0.0020	< 0.0050	< 0.0050	< 0.0050	< 0.0050	< 0.0050	0.005 U	0.002 U	0.005 U	0.005 U	0.005 U	0.005 U	0.005 U	**0.00078 B**	0.005 U	0.005 U	0.005 U
Calcium metal	mg/L	--	--	--	--	--	--	--	--	--	--	--	--	--	--	--	--	**45.9**	**53.9**	**57**	**65**	**74**	**74**	**69**	**73**	**110**	**110**
Chromium	mg/L	< 0.01	< 0.0100	< 0.0100	< 0.0100	< 0.0100	< 0.010	< 0.010	< 0.0012	< 0.0012	**0.0047 J**	< 0.010	< 0.010	< 0.010	< 0.010	< 0.0100	0.01 U	0.005 U	0.01 U	0.01 U	0.01 U	0.01 U	0.01 UJ	0.01 U	**0.0039 B**	**0.01**	0.01 U
Cobalt	mg/L	--	--	--	--	--	--	--	--	--	--	--	--	--	--	--	--	0.007 U	0.01 U	0.01 U	0.01 U	0.01 U	0.01 U	**0.0059 B**	**0.0062 B**	**0.0066 B**	**0.0075 B**
Copper	mg/L	< 0.01	< 0.0100	< 0.0100	< 0.0100	< 0.0100	< 0.020	< 0.020	< 0.0019	< 0.0019	0.0036 JB	< 0.020	< 0.020	< 0.020	< 0.020	< 0.0100	0.01 U	0.025 U	0.02 U	0.02 U	0.02 U	0.02 U	0.02 U	0.02 U	0.02 U	0.02 U	**0.0015 B**
Cyanide	mg/L	< 0.01	< 0.010	< 0.010	< 0.010	< 0.010	< 0.010	< 0.010	< 0.0050	**0.0094 J**	< 0.0050	< 0.010	< 0.010	< 0.010	< 0.010	< 0.010	0.01 U	0.01 U	0.01 U	0.01 U	0.01 U	0.01 U	0.015 U	0.01 U	0.01 U	0.01 U	0.01 U
Lead	mg/L	< 0.01	< 0.0100	< 0.0100	< 0.0100	< 0.0100	< 0.010	< 0.010	< 0.0040	< 0.0040	< 0.0040	< 0.010	< 0.010	< 0.0050	< 0.0050	< 0.0100	0.01 U	0.003 U	0.005 U	0.005 U	0.005 U	0.005 U	0.005 U	0.005 U	0.005 U	0.005 U	0.005 U
Magnesium	mg/L	--	--	--	--	--	--	--	--	--	--	--	--	--	--	--	--	**29.7**	**32.1**	**35**	**39**	**44**	**50**	**43**	**44**	**67**	**70**
Mercury	mg/L	< 0.0002	< 0.00020	< 0.00020	< 0.00020	< 0.00020	< 0.00020	< 0.00020	< 0.000091	< 0.000091	< 0.000091	< 0.00020	< 0.00020	< 0.00020	< 0.00020	< 0.00020	0.0002 U	0.0002 U	0.0002 U	0.0002 U	0.0002 U	0.0002 U	0.0002 UJ	0.0002 U	0.0002 U	0.00020 U	0.00020 U
Nickel	mg/L	< 0.02	< 0.0200	< 0.0200	< 0.0200	< 0.0200	< 0.040	< 0.040	**0.0032 J**	< 0.0023	< 0.0023	< 0.040	< 0.040	**0.0027 J**	**0.0033 J**	< 0.0200	0.02 U	0.04 U	0.04 U	0.04 U	0.04 U	0.04 U	0.04 U	0.04 U	**0.011 B**	**0.026 B**	**0.070**	**0.02 B**
Potassium	mg/L	--	--	--	--	--	--	--	--	--	--	--	--	--	--	--	--	5 U	**4.43**	**4**	**3.1**	**3.5**	**3.7**	**3.2**	**2.5**	**3.8**	**3.7**
Selenium	mg/L	< 0.02	< 0.0200	< 0.0200	< 0.0200	< 0.0200	< 0.020	< 0.020	< 0.0064	< 0.0064	< 0.0064	< 0.020	< 0.020	< 0.010	< 0.010	< 0.0200	0.02 U	0.005 U	0.01 U	0.01 U	0.01 U	0.01 U	0.01 U	0.01 U	0.01 U	0.01 U	0.01 U
Sodium	mg/L	--	--	--	--	--	--	--	--	--	--	--	--	--	--	--	--	**104**	**107**	**120**	**140**	**150**	**190**	**130**	**130**	**190**	**180**
Thallium	mg/L	< 0.02	< 0.0200	< 0.0200	< 0.0200	< 0.0200	< 0.0010	< 0.0010	< 0.00025	< 0.00025	< 0.00025	< 0.0010	< 0.0010	< 0.0010	< 0.0010	< 1.00	0.001 U	0.001 U	0.001 U	0.002 U	0.001 U	0.001 U	0.002 U	0.002 UWN	0.002 U	0.002 UW	0.002 U
Vanadium (fume or dust)	mg/L	< 0.01	< 0.0100	< 0.0100	< 0.0100	< 0.0100	< 0.010	< 0.010	< 0.0024	< 0.0024	< 0.0024	< 0.010	< 0.010	< 0.010	< 0.010	< 0.0100	0.01 U	0.007 U	0.01 U	0.01 U	0.01 U	0.01 U	0.01 U	0.01 U	0.01 U	0.01 U	0.01 U
Zinc	mg/L	< 0.02	< 0.0200	< 0.0200	< 0.0200	< 0.0200	< 0.020	< 0.020	< 0.0087	**0.011 J**	**0.0087 J**	< 0.020	< 0.020	< 0.020	**0.0086 J**	< 0.0200	0.02 U	0.02 U	0.02 U	0.02 U	0.02 U	0.02 U	**0.02**	**0.0064 B**	**0.0066 B**	**0.0071 B**	**0.0074 B**

Notes:
ISCO - *in-situ* chemical oxidation

Data Qualifier Defintions:
-- - Not analyzed
B (Inorganics) - Estimated analyte concentration
D - Analyte concentration reported from secondary dilution
DB - Analyte concentration reported from secondary dilution; analyte detected in method blank
H - Holding time exceeded for sample
J - Estimated analyte concentration
JB (Organic) - Estimated analyte concentration; analyte detected in method blank
Bold = Exceeds the laboratory detection limit
JM (Organic) - Estimated analyte concentration; spike sample recovery outside control limits
M (Organic) - Spike sample recovery outside control limits
N - Spike sample recovery outside of control limits
R - Sample data results rejected due to deficiencies in the ability to meet quality control standards
< - Analyte not detected at referenced detection limit
U - Analyte not detected at referenced detection limit
UJ - Analyte not detected; low method bias and/or matrix interference
UN - Analyte not detected; spiked sample recovery outside of control limits
UR - Analyte not detected; data rejected
UWN - Analyte not detected; post digestion spike and spike sample recovery outside control limits

Appendix E-3
Summary of Historical Ground Water Sampling Data - Decommissioned Wells
Atlanta Gas Light Company
Former Manufactured Gas Plant Site
Augusta, Ga

Chemical Name	Location ID	MW-307TZ	MW-307TZ	MW-307TZ	MW-307TZ	MW-307TZ	MW-307TZ	MW-307TZ	MW-307TZ	MW-307TZ	MW-307TZ	MW-307TZ	MW-307TZ	MW-307TZ	MW-307TZ	MW-307TZ	MW-307TZ	MW-307TZ	MW-307TZ	MW-307TZ	MW-307TZ	MW-307TZ	MW-307TZ	MW-307TZ	MW-307TZ
	Sample Date	7/30/2015	1/27/2014	1/16/2012	7/6/2011	1/18/2011	7/14/2010	1/12/2010	7/21/2009	1/19/2009	7/16/2008	1/9/2008	7/11/2007	2/14/2007	7/12/2006	1/11/2006	7/22/2005	1/21/2005	7/16/2004	1/23/2004	7/18/2003	1/15/2003	7/10/2002	1/16/2002	7/10/2001	1/24/2001
	Unit	Post-Extraction	During Extraction												Pre-Extraction										
Volatile Organic Compounds																									
Acetone	µg/L	< 50	<50	< 5.0	< 5.0	< 5.0	**12 J**	< 100	< 100	< 100	< 100	< 50	< 50	< 50	50 U	10 U	25 U	25 U	25 U	25 U	25 U	25 U	**34**	**69**	25 U
Benzene	µg/L	< 5.0	<5.0	< 0.25	< 0.25	< 0.25	< 5.0 U	< 5.0	< 5.0	< 5.0	< 5.0	< 5.0	< 5	< 5	5 U	1.0 U	1.0 U	1.0 U	1.0 U	1.0 U	1.0 U	**0.31 J**	1.0 U	**28**	1.0 U	**9.8**
Carbon Disulfide	µg/L	< 5.0	< 5.0	< 0.60	< 0.60	< 0.60	< 5.0 U	< 5.0	< 5.0	< 5.0	< 5.0	< 5.0	< 5	< 5	5 U	1.0 U	1.0 U	1.0 U	1.0 U	1.0 U	1.0 U	1.0 U	1.0 U	1.0 U	1.0 U	1.0 U
Ethylbenzene	µg/L	< 5.0	< 5.0	< 0.11	< 0.11	< 0.11	< 5.0 U	< 5.0	< 5.0	< 5.0	< 5.0	< 5.0	< 5	< 5	5 U	1.0 U	1.0 U	1.0 U	1.0 U	1.0 U	1.0 U	1.0 U	**0.15 J**	**0.78 J**	1.0 U	**0.19 J**
Methylene Chloride	µg/L	< 5.0	< 5.0	< 1.0	**2.8 J**	< 1.0	< 5.0 U	< 5.0	< 5.0	< 5.0	< 5.0	< 5.0	< 5	< 5	5 U	1.0 U	5.0 U	5.0 U	5.0 U	5.0 U	5.0 U	5.0 U	**0.27 J**	5.0 U	5.0 U	**0.49 J**
Toluene	µg/L	< 5.0	< 5.0	< 0.33	< 0.33	< 0.33	< 5.0 U	< 5.0	< 5.0	< 5.0	< 5.0	< 5.0	< 5	< 5	5 U	**1.4**	1.0 U	1.0 U	**1.1**	1.0 U	1.0 U	1.0 U	**0.36 J**	1.0 U	1.0 U	**0.58 J**
Trichloroethylene	µg/L	< 5.0	< 5.0	< 0.13	< 0.13	< 0.13	< 5.0 U	< 5.0	< 5.0	< 5.0	< 5.0	< 5.0	< 5	< 5	5 U	1.0 U	1.0 U	1.0 U	1.0 U	1.0 U	1.0 U	1.0 U	**0.59 J**	1.0 U	1.0 U	1.0 U
Xylenes, total	µg/L	< 5.0	<5.0	< 0.20	< 0.20	< 0.20	< 5.0 U	< 5.0	< 5.0	< 5.0	< 5.0	< 5.0	< 5	< 5	5 U	2.0 U	2.0 U	2.0 U	2.0 U	2.0 U	2.0 U	2.0 U	**0.38 J**	**0.46 J**	2.0 U	**0.47 J**
Semivolatile Organic Compounds																									
2-Methylnaphthalene	µg/L	--	--	**--**	--	--	--	--	--	--	**--**	--	--	--	--	0.2 U	0.2 U	0.2 U	0.2 U	0.2 U	10 U	10 U	10 U	--	17 U	13 U
Acenaphthene	µg/L	< 0.5	<0.50	< 0.10	< 0.11	< 0.11	< 0.19	< 0.19	< 0.19	< 0.20 *	< 0.19	< 10	< 10	< 10	10 U	0.2 U	0.2 U	0.2 U	0.2 U	0.2 U	10 U	10 U	10 U	--	17 U	13 U
Acenaphthylene	µg/L	< 1.0	<1.0	< 0.10	< 0.11	< 0.11	< 0.19	< 0.19	< 0.19	< 0.20 *	< 0.19	< 10	< 10	< 10	10 U	0.2 U	0.2 U	0.2 U	0.2 U	0.2 U	10 U	10 U	10 U	--	17 U	13 U
Anthracene	µg/L	< 0.05	<0.050	< 0.10	< 0.11	< 0.11	< 0.19	< 0.19	< 0.19	< 0.20 *	< 0.19	< 10	< 10	< 10	10 U	0.2 U	0.2 U	0.2 U	0.2 U	0.2 U	10 U	10 U	10 U	--	17 U	13 U
Benz(a)anthracene	µg/L	< 0.05	< 0.05	< 0.10	< 0.11	< 0.11	< 0.19	< 0.19	< 0.19	< 0.20	< 0.19	< 0.05	< 0.05	< 0.05	0.05 U	0.2 U	0.2 U	0.2 U	0.2 U	0.2 U	10 U	10 U	10 U	--	17 U	**0.52 J**
Benzo(a)pyrene	µg/L	< 0.05	< 0.05	< 0.10	< 0.11	< 0.11	< 0.19	< 0.19	< 0.19	< 0.20	< 0.19	< 0.05	< 0.05	< 0.05	0.05 U	0.2 U	0.2 U	0.2 U	0.2 U	0.2 U	10 U	10 U	10 U	--	17 U	13 U
Benzo(b)fluoranthene	µg/L	< 0.1	< 0.10	< 0.10	< 0.11	< 0.11	< 0.19	< 0.19	< 0.19	< 0.20	< 0.19	< 0.10	< 0.1	< 0.1	0.1 U	0.2 U	0.2 U	0.2 U	0.2 U	0.2 U	10 U	10 U	10 U	--	17 U	13 U
Benzo(g,h,i)perylene	µg/L	< 0.1	< 0.10	< 0.10	< 0.11	< 0.11	< 0.19	< 0.19	< 0.19	< 0.20	< 0.19	< 10	< 10	< 10	10 U	0.2 U	0.2 U	0.2 U	0.2 U	0.2 U	10 U	10 U	10 U	--	17 U	13 U
Benzo(k)fluoranthene	µg/L	< 0.05	< 0.05	< 0.10	< 0.11	< 0.11	< 0.19	< 0.19	< 0.19	< 0.20 *	< 0.19	< 10	< 10	< 10	10 U	0.2 U	0.2 U	0.2 U	0.2 U	0.2 U	10 U	10 U	10 U	--	17 U	13 U
Chrysene	µg/L	< 0.05	< 0.05	< 0.047	< 0.05	< 0.049	< 0.19	< 0.19	< 0.19	< 0.20	< 0.19	< 0.05	< 0.05	< 0.05	0.05 U	0.2 U	0.2 U	0.2 U	0.2 U	0.2 U	10 U	10 U	10 U	--	17 U	13 U
Dibenzo(a,h)anthracene	µg/L	< 0.1	< 0.10	< 0.10	< 0.11	< 0.11	< 0.19	< 0.19	< 0.19	< 0.20	< 0.19	< 0.10	< 0.1	< 0.1	0.1 U	0.2 U	0.2 U	0.2 U	0.2 U	0.2 U	10 U	10 U	10 U	--	17 U	13 U
Dibenzofuran	µg/L	--	--	**--**	--	--	--	--	--	--	**--**	--	--	--	--	1.0 U	0.2 U	0.2 U	0.2 U	0.2 U	10 U	10 U	10 U	--	17 U	13 U
Fluoranthene	µg/L	< 0.1	<0.10	< 0.10	< 0.11	< 0.11	< 0.19	< 0.19	< 0.19	< 0.20 *	< 0.19	< 10	< 10	< 10	10 U	0.2 U	0.2 U	0.2 U	0.2 U	0.2 U	10 U	10 U	10 U	--	17 U	13 U
Fluorene	µg/L	< 0.1	<0.10	< 0.10	< 0.11	< 0.11	< 0.19	< 0.19	< 0.19	< 0.20 *	< 0.19	< 10	< 10	< 10	11 J	0.2 U	0.2 U	0.2 U	0.2 U	0.2 U	10 U	10 U	10 U	--	17 U	13 U
Indeno(1,2,3-cd)pyrene	µg/L	< 0.05	< 0.051	< 0.10	< 0.11	< 0.11	< 0.19	< 0.19	< 0.19	< 0.20	< 0.19	< 0.05	< 0.05	< 0.05	0.05 U	0.2 U	0.2 U	0.2 U	0.2 U	0.2 U	10 U	10 U	10 U	--	17 U	13 U
Naphthalene	µg/L	< 0.5	**0.83**	< 0.10	< 0.11	< 0.11	**0.19**	< 0.19	< 0.19	**0.046 J**	< 0.19	< 10	< 10	< 10	10 U	0.2 U	0.2 U	0.2 U	0.2 U	0.2 U	10 U	10 U	10 U	--	17 U	13 U
Phenanthrene	µg/L	< 0.05	<0.050	< 0.10	< 0.11	< 0.11	< 0.19	< 0.19	< 0.19	< 0.20 *	< 0.19	< 10	< 10	< 10	10 U	0.2 U	0.2 U	0.2 U	0.2 U	0.2 U	10 U	10 U	10 U	--	17 U	13 U
Pyrene	µg/L	< 0.05	<0.050	< 0.10	< 0.11	< 0.11	< 0.19	< 0.19	< 0.19	< 0.20	< 0.19	< 10	< 10	< 10	10 U	0.2 U	0.2 U	0.2 U	0.2 U	0.2 U	10 U	10 U	10 U	--	17 U	13 U
Inorganic Compounds																									
Aluminum (fume or dust)	mg/L	--	--	--	--	**--**	--	--	--	--	**--**	--	--	--	--	**0.975**	**0.733**	0.2 U	0.2 U	**0.43**	0.2 U	**15**	--	**1.2**	--	--
Antimony	mg/L	< 0.02	< 0.02	< 0.020	< 0.0053	< 0.0053	< 0.020	< 0.020	< 0.020	< 0.020	< 0.02	< 0.02	< 0.02	< 0.02	0.02 U	0.01 U	0.006 U	0.02 U	0.006 U	0.02 U	0.02 U	**0.013 B**	--	0.01 U	--	--
Arsenic	mg/L	< 0.05	< 0.05	< 0.020	< 0.0046	< 0.0046	< 0.020	< 0.020	< 0.020	< 0.010	< 0.01	< 0.05	< 0.05	< 0.05	0.05 U	0.01 U	0.01 U	0.01 U	0.01 U	0.01 U	0.01 U	**0.0055 B**	--	0.01 U	--	--
Barium	mg/L	**0.258**	**0.280**	**0.37**	**0.40**	**0.41**	**0.35**	**0.43**	**0.47**	**0.41**	**0.39**	**0.427**	**0.494**	**0.319**	**0.372**	0.2 U	**0.48**	**0.74**	**0.79**	**0.36**	**0.4**	**0.71**	--	**0.072**	--	--
Beryllium	mg/L	< 0.01	< 0.01	< 0.0040	< 0.00020	< 0.00020	< 0.0040	< 0.0040	< 0.0040	< 0.0040	< 0.004	< 0.01	< 0.01	< 0.01	0.01 U	0.005 U	0.004 U	0.004 U	0.004 U	0.004 U	0.004 U	**0.0015 B**	--	0.004 U	--	--
Cadmium	mg/L	< 0.005	< 0.005	< 0.0050	< 0.0020	< 0.0020	< 0.0050	< 0.0050	< 0.0050	< 0.0050	< 0.005	< 0.005	< 0.005	< 0.005	0.005 U	0.002 U	0.005 U	0.005 U	0.005 U	0.005 U	0.005 U	0.0050 U	--	0.005 U	--	--
Calcium metal	mg/L	--	--	--	--	**--**	--	--	--	--	**--**	--	--	--	--	**30.9**	**63.4**	**79**	**88**	**72**	**56**	**180**	--	**190**	--	--
Chromium	mg/L	< 0.01	< 0.01	< 0.010	< 0.0012	< 0.0012	< 0.010	< 0.010	< 0.010	< 0.010	< 0.01	< 0.01	< 0.01	< 0.01	0.01 U	0.005 U	0.01 U	0.01 U	0.01 U	0.01 U	0.01 UJ	**0.050**	--	0.0052 U	--	--
Cobalt	mg/L	--	--	--	--	**--**	--	--	--	--	**--**	--	--	--	--	0.007 U	0.01 U	0.01 U	0.01 U	0.01 U	0.01 U	**0.020**	--	**0.0064 B**	--	--
Copper	mg/L	< 0.01	< 0.01	< 0.020	< 0.0019	< 0.0019	< 0.020	< 0.020	< 0.020	< 0.020	< 0.02	< 0.01	< 0.01	< 0.01	0.01 U	0.025 U	0.02 U	0.02 U	0.02 U	0.02 U	0.02 U	**0.038**	--	0.0043 U	--	--
Cyanide	mg/L	< 0.01	< 0.01	< 0.010	< 0.0050	< 0.0050	< 0.010	< 0.010	< 0.010	< 0.010	< 0.01	< 0.01	< 0.01	< 0.01	0.01 U	0.01 U	0.01 U	0.01 U	0.01 U	0.01 U	0.015 U	0.010 U	--	**0.098**	--	--
Iron	mg/L	--	--	--	--	**--**	--	--	--	--	**--**	--	--	--	--	**5.68**	**5.31**	**6.3**	**6.5**	**5.4**	**1.4**	**19**	--	**3.7**	--	--
Lead	mg/L	< 0.01	< 0.01	< 0.010	< 0.0040	< 0.0040	< 0.010	< 0.010	< 0.010	< 0.0050	< 0.005	< 0.01	< 0.01	< 0.01	0.01 U	0.003 U	0.005 U	0.005 U	0.005 U	0.005 U	0.005 U	**0.0034 B**	--	0.002 U	--	--
Magnesium	mg/L	--	--	--	--	**--**	--	--	--	--	**--**	--	--	--	--	**8.8**	**26.3**	**36**	**40**	**26**	**28**	**58**	--	**6.3**	--	--
Manganese	mg/L	--	--	--	--	**--**	--	--	--	--	**--**	--	--	--	--	**0.445**	**1.64**	**2.4**	**2.6**	**1.5**	**1.5**	**3.3**	--	**0.35**	--	--
Mercury	mg/L	< 0.0002	< 0.00020	< 0.00020	< 0.000091	< 0.000091	< 0.00020	< 0.00020	< 0.00020	< 0.00020	< 0.00020	< 0.00020	< 0.0002	< 0.0002	0.0002 U	0.0002 U	0.0002 U	0.0002 U	0.0002 U	0.0002 U	0.0002 UJ	0.00020 U	--	0.0002 U	--	--
Nickel	mg/L	< 0.02	< 0.02	< 0.040	< 0.0023	< 0.0023	< 0.040	< 0.040	< 0.040	< 0.040	< 0.04	< 0.02	< 0.02	< 0.02	0.02 U	0.04 U	0.04 U	0.04 U	0.04 U	0.04 U	0.04 U	**0.037 B**	--	**0.0098 B**	--	--
Potassium	mg/L	--	**--**	**--**	--	**--**	**--**	**--**	**--**	**--**	**--**	--	--	--	--	**11.7**	**8**	**7.3**	**8.3**	**12**	**7.5**	**5.0**	--	**7**	--	--
Selenium	mg/L	< 0.02	< 0.02	< 0.020	**0.0088 J**	< 0.0064	< 0.020	< 0.020	< 0.020	< 0.010	< 0.01	< 0.02	< 0.02	< 0.02	0.02 U	0.005 U	0.01 U	0.01 U	0.01 U	0.01 U	0.01 U	0.010 U	--	0.01 U	--	--
Sodium	mg/L	--	**--**	**--**	--	**--**	**--**	**--**	**--**	**--**	**--**	--	--	--	--	**23.2**	**61.4**	**76**	**85**	**53**	**56**	**100**	--	**95**	--	--
Thallium	mg/L	< 0.02	< 0.02	< 0.0010	< 0.00025	< 0.00025	< 0.0010	< 0.0010	< 0.0010	< 0.0010	< 0.001	< 1.00	< 1.00	< 1	0.001 U	0.001 U	0.001 U	0.002 U	0.001 U	0.001 U	0.002 U	0.0020 UWN	--	0.002 U	--	--
Vanadium (fume or dust)	mg/L	< 0.01	< 0.01	< 0.010	< 0.0024	< 0.0024	< 0.010	< 0.010	< 0.010	< 0.010	< 0.01	< 0.01	< 0.01	< 0.01	0.01 U	0.007 U	0.01 U	0.01 U	0.01 U	0.01 U	0.01 U	**0.037**	--	0.0059 U	--	--
Zinc	mg/L	< 0.02	< 0.02	< 0.020	< 0.0087	< 0.0087	< 0.020	< 0.020	< 0.020	< 0.020	< 0.02	< 0.02	< 0.02	< 0.02	0.02 U	0.02 U	0.02 U	0.02 U	0.02 U	0.02 U	**0.03**	**0.065**	--	**0.038**	--	--

Notes:
ISCO - *in-situ* chemical oxidation
** - Resampled in August 2007 for VOCs only

Data Qualifier Defintions:
-- - Not analyzed
B (Inorganics) - Estimated analyte concentration
D - Analyte concentration reported from secondary dilution
DB - Analyte concentration reported from secondary dilution; analyte detected in method blank
H - Holding time exceeded for sample
J - Estimated analyte concentration
JB (Organic) - Estimated analyte concentration; analyte detected in method blank
JM (Organic) - Estimated analyte concentration; spike sample recovery outside control limits
M (Organic) - Spike sample recovery outside control limits
N - Spike sample recovery outside of control limits
R - Sample data results rejected due to deficiencies in the ability to meet quality control standards
< - Analyte not detected at referenced detection limit
U - Analyte not detected at referenced detection limit
UJ - Analyte not detected; low method bias and/or matrix interference
UN - Analyte not detected; spiked sample recovery outside of control limits
UR - Analyte not detected; data rejected
UWN - Analyte not detected; post digestion spike and spike sample recovery outside control limits
Bold - Exceeds the laboratory detection limit

Appendix E-3
Summary of Historical Ground Water Sampling Data - Decommissioned Wells
Atlanta Gas Light Company
Former Manufactured Gas Plant Site
Augusta, Ga

Chemical Name	Location ID	MW-308BR	MW-308BR	MW-308BR	MW-308BR	MW-308BR	MW-308BR	MW-308BR	MW-308BR	MW-308BR	MW-308BR	MW-308BR	MW-308BR	MW-308BR	MW-308BR	MW-308BR	MW-308BR	MW-308BR	MW-308BR	MW-308BR	MW-308BR	MW-308BR	MW-308BR	MW-308BR	MW-308BR	MW-308BR
	Sample Date	7/26/2017	1/31/2017	7/28/2016	1/26/2016	7/31/2015	1/29/2015	1/29/2015 DUP	7/16/2014	7/16/2014 DUP	1/10/2014	1/10/2014 DUP	7/11/2013	1/9/2013	1/9/2013 DUP	7/25/2012	7/25/2012 DUP	1/20/2012	1/20/2012 DUP	7/7/2011	7/7/2011 DUP	1/13/2011	1/13/2011 DUP	7/20/2010	7/20/2010 DUP	1/7/2010	1/7/2010 DUP
	Unit	Post-Extraction					During Extraction																			
Volatile Organic Compounds																										
Acetone	µg/L	< 50	< 50	< 50	< 50	< 50	< 2,500	< 2,500	< 2,500	< 2,500	**100**	**86**	< 50	< 5,000	<5,000	< 5,000	< 10,000	< 250	< 250	< 250	< 250	< 250	< 500	< 5000	< 5000	< 5000	< 5000
Benzene	µg/L	**110**	< 5.0	**170**	**160**	**880**	**6,600**	**6,100**	**6,400**	**6,400**	**4,500**	**4,500**	**5,700**	**5,100**	**4,100**	**5,500**	**5,600**	**5,100**	**5,300**	**5,800**	**5,400**	**5,500**	**7,000**	**5,400**	**5,200**	**3,800**	**4,100**
Carbon Disulfide	µg/L	< 5.0	< 5.0	< 5.0	< 5.0	< 5.0	< 250	< 250	< 250	< 250	< 5.0	<5.0	< 5.0	< 250	<250	< 250	< 500	< 30	< 30	< 30	< 30	< 30	< 60	< 250	< 250	< 250	< 250
Ethylbenzene	µg/L	**65**	< 5.0	**150**	**82**	**350**	**810**	**720**	**570**	**570**	**630**	**620**	**650**	**550**	**490**	**700**	**700**	**660**	**690**	**710**	**660**	**1,000**	**1,100**	**1,200**	**1,100**	**680**	**770**
Methylene Chloride	µg/L	< 5.0	< 5.0	< 5.0	< 5.0	< 5.0	< 250	< 250	< 250	< 250	< 5.0	<5.0	< 5.0	< 250	<250	< 250	< 500	< 50	< 50	< 50	< 50	< 50	< 100	< 250	< 250	< 250	< 250
Toluene	µg/L	**5.0**	< 5.0	**19**	**10**	**180**	**2,100**	**1,900**	**940**	**940**	**810**	**810**	**1,100**	**530**	**460**	**760**	**750**	**810**	**830**	**740**	**720**	**800**	**950**	**870**	**870**	**640**	**690**
Trichloroethylene	µg/L	< 5.0	< 5.0	< 5.0	< 5.0	< 5.0	< 250	< 250	< 250	< 250	< 5.0	<5.0	< 5.0	< 250	<250	< 250	< 500	**7.9 J**	< 6.5	< 6.5	< 6.5	< 6.5	< 13	< 250	< 250	< 250	< 250
Xylenes, total	µg/L	**80**	< 5.0	**180**	**155**	**440**	**880**	**740**	**590**	**590**	**680**	**660**	**840**	**700**	**620**	**710**	**700**	**710**	**710**	**600**	**550**	**950**	**920**	**870**	**820**	**670**	**740**
Semivolatile Organic Compounds																										
Acenaphthene	µg/L	**36**	< 0.5	**38**	**22**	**43**	**46**	**46**	**170**	**180**	**140**	**160**	**90**	**240**	**270**	**190**	**190**	**180**	**140**	**190**	**150**	**41**	**91**	**84**	**88**	**130**	**360**
Acenaphthylene	µg/L	**32**	**1.3**	**25**	**47**	**43**	**66**	**63**	< 100	**69**	**84**	**72**	**82**	**250**	<200	< 190	< 190	**79**	**63**	**150**	**130**	**21**	**69**	**37**	**36**	**340**	**700**
Anthracene	µg/L	**7.0**	**0.38**	**6.0**	**17**	**8.1**	**7.0**	**7.5**	**36**	**24**	**35**	**21**	**26**	< 190	<200	< 190	< 190	**32**	**31**	**49**	**37**	**17 J**	**28**	**12**	< 19	**140**	**440**
Benz(a)anthracene	µg/L	**6.9**	**1.5**	**4.0**	**50**	**5.2**	**9.6**	**9.9**	**28**	**18**	**21**	**10**	**17**	< 190	<200	< 190	< 190	**22**	**27**	**58**	**30**	**12 J**	**25**	**8.8**	< 19	**130**	**670**
Benzo(a)pyrene	µg/L	**6.2**	**1.5**	**4.3**	**43**	< 5.0	**11**	**11**	**22**	**15**	**17**	**7.1**	**14**	< 190	<200	< 190	< 190	**19**	**19**	**52**	**24**	< 10	**24**	**7.1**	< 19	**120**	**620**
Benzo(b)fluoranthene	µg/L	**6.9**	**1.2**	**3.7**	**45**	**6.2**	**10**	**10**	**22**	**14**	**12**	**5.3**	**13**	< 190	<200	< 190	< 190	**23**	**25**	**22**	< 2.2	< 10	**12 J**	**3.0**	< 19	<95	**280**
Benzo(g,h,i)perylene	µg/L	**3.3**	**0.62**	**2.2**	**23**	**5.2**	**5.9**	**6.2**	**11**	**6.4**	**6.2**	**2.7**	**3.9**	< 190	<200	< 190	< 190	**7.3**	**8.4 J**	**17**	**8.2**	< 10	< 9.7	**2.6**	< 19	<95	**250**
Benzo(k)fluoranthene	µg/L	**2.2**	**0.56**	**1.3**	**13**	**2.9**	**3.3**	**3.2**	**6.7**	**4.4**	**4.1**	**1.9**	**4.5**	< 190	<200	< 190	< 190	< 1.1	< 5.7	**29**	**22**	< 10	**13 J**	**4.7**	< 19	< 95	**330**
Chrysene	µg/L	**6.0**	**1.4**	**2.9**	**32**	**8.4**	**7.8**	**8.3**	**26**	**17**	**20**	**7.6**	**15**	< 190	<200	< 190	< 190	**20**	**22**	**46**	**24**	**12 J**	**23**	**7.9**	< 19	**130**	**550**
Dibenzo(a,h)anthracene	µg/L	**0.39**	< 0.1	**0.37**	**4.1**	**1.0**	**1.1**	**1.2**	**2.4**	**1.4**	**1.4**	**0.6**	**1.0**	< 190	<200	< 190	< 190	< 1.1	< 5.7	< 5.0	**3.0 J**	< 10	< 9.7	< 1.9	< 19	<95	<98
Fluoranthene	µg/L	**7.6**	**1.8**	**7.5**	**56**	**10**	**12**	**12**	**58**	**35**	**44**	**23**	**38**	**270**	**290**	< 190	< 190	**49**	**49**	**82**	**53**	**22**	**43**	**16**	< 19	**220**	**980**
Fluorene	µg/L	**11**	**0.17**	**12**	**14**	**16**	**22**	**21**	**74**	**64**	**64**	**56**	**60**	**260**	**210**	< 190	< 190	**83**	**62**	**180**	**140**	**42**	**66**	**31**	**28**	**220**	**450**
Indeno(1,2,3-cd)pyrene	µg/L	**2.8**	**0.5**	**1.9**	**20**	**4.5**	**4.8**	**4.9**	**8.9**	**5.2**	**5.2**	**2.3**	**3.7**	< 190	<200	< 190	< 190	**6.2**	**7.1 J**	**15**	**7.6**	< 10	< 9.7	**2.6**	< 19	<95	**270**
Naphthalene	µg/L	**830**	< 0.5	**450**	**16**	**1800**	**3,400**	**3,200**	**5,600**	**6,100**	**5,200**	**5,100**	**3,900**	**5,200**	**11 J**	**4,400**	**4,200**	**4,400**	**4,000**	**4,600**	**4,000**	**1,100**	**2,900**	**2,500**	**3,700**	**2,400**	**4,400 B**
Phenanthrene	µg/L	**31**	**0.81**	**18**	**59**	**30**	**28**	**29**	**180**	**120**	**160**	**110**	**140**	**760**	**670**	< 190	< 190	**160**	**150**	**300**	**220**	**100**	**150**	**66**	**44**	**1,800**	**370**
Pyrene	µg/L	**13**	**2.7**	**9.6**	**77**	**15**	**17**	**19**	**71**	**43**	**57**	**29**	**44**	**400**	**430**	< 190	< 190	**62**	**60**	**150**	**85**	**29**	**69**	**27**	< 19	**1,300**	**320**
Inorganic Compounds																										
Antimony	mg/L	< 0.006	< 0.006	< 0.006	< 0.006	< 0.02	< 0.02	< 0.02	< 0.02	< 0.02	< 0.02	< 0.02	< 0.02	< 0.02	< 0.02	< 0.02	< 0.02	< 0.0053	< 0.0053	< 0.0053	< 0.0053	< 0.0053	< 0.0053	< 0.020	< 0.020	< 0.020	< 0.020
Arsenic	mg/L	< 0.05	< 0.05	< 0.05	< 0.05	< 0.05	< 0.05	< 0.05	< 0.05	< 0.05	< 0.05	< 0.05	< 0.05	< 0.02	< 0.02	< 0.02	< 0.02	< 0.0046	**0.0053 J**	< 0.0046	< 0.0046	< 0.0046	< 0.0046	< 0.020	< 0.020	< 0.020	< 0.020
Barium	mg/L	**0.546**	**0.0727**	**0.571**	**0.452**	**0.618**	**1.11**	**1.15**	**0.554**	**0.548**	**0.549**	**0.531**	**0.576**	**0.55**	**0.55**	**0.54**	**0.54**	**0.56**	**0.54**	**0.56**	**0.52**	**0.49**	**0.52**	**0.53**	**0.51**	**0.59**	**0.58**
Beryllium	mg/L	< 0.004	< 0.004	< 0.004	< 0.004	< 0.01	< 0.01	< 0.01	< 0.01	< 0.01	< 0.01	< 0.01	< 0.01	< 0.0040	< 0.0040	< 0.0040	< 0.0040	**0.00020 J**	< 0.00020	**0.00022 J**	**0.00022 J**	**0.00023 J**	**0.00026 J**	< 0.0040	< 0.0040	< 0.0040	< 0.0040
Cadmium	mg/L	< 0.005	< 0.005	< 0.005	< 0.005	< 0.005	< 0.005	< 0.005	< 0.005	< 0.005	< 0.005	< 0.005	< 0.005	< 0.0050	< 0.0050	< 0.0050	< 0.0050	< 0.0020	< 0.0020	< 0.0020	< 0.0020	< 0.0020	< 0.0020	< 0.0050	< 0.0050	< 0.0050	< 0.0050
Chromium	mg/L	< 0.01	< 0.01	< 0.01	< 0.01	< 0.01	< 0.01	< 0.01	< 0.01	< 0.01	< 0.01	< 0.01	< 0.01	< 0.010	< 0.010	< 0.010	< 0.010	< 0.0012	**0.0013 J**	**0.0014 J**	**0.0014 J**	**0.0023 J**	< 0.0012	< 0.010	< 0.010	**0.027**	**0.022**
Copper	mg/L	< 0.01	< 0.01	< 0.01	**0.0128**	< 0.01	< 0.01	< 0.01	< 0.01	< 0.01	< 0.01	< 0.01	< 0.01	< 0.02	< 0.02	< 0.02	< 0.02	**0.020**	**0.011 J**	**0.0026 J**	**0.0023 J**	**0.0034 J**	< 0.0019	< 0.010	< 0.010	< 0.020	< 0.020
Cyanide	mg/L	< 0.01	< 0.01	< 0.01	< 0.01	< 0.01	< 0.01	< 0.001	< 0.01	< 0.01	<0.010	<0.010	--	< 0.010	< 0.010	< 0.010	< 0.010	< 0.0050	< 0.0050	**0.0090 J**	< 0.0050	< 0.0050	< 0.0050	< 0.010	< 0.010	< 0.010	< 0.010
Lead	mg/L	< 0.01	< 0.01	< 0.01	< 0.01	< 0.01	< 0.01	< 0.01	< 0.01	< 0.01	< 0.01	< 0.01	< 0.01	< 0.010	< 0.010	< 0.010	< 0.010	**0.013**	**0.011**	< 0.0040	< 0.0040	< 0.0040	< 0.0040	< 0.010	< 0.010	**0.071**	**0.06**
Mercury	mg/L	< 0.0002	< 0.0002	< 0.0002	< 0.0002	< 0.0002	< 0.00020	< 0.00020	< 0.00020	< 0.00020	< 0.00020	< 0.00020	< 0.00020	< 0.00020	< 0.00020	< 0.00020	< 0.00020	< 0.000091	< 0.000091	< 0.000091	< 0.000091	< 0.000091	< 0.000091	< 0.00020	< 0.00020	< 0.00020	< 0.00020
Nickel	mg/L	< 0.02	< 0.02	< 0.02	< 0.02	< 0.02	< 0.02	< 0.02	**0.0203**	< 0.02	< 0.02	< 0.02	**0.0390**	**0.92**	**0.93**	< 0.04	< 0.04	**0.53**	**0.97**	**0.0091 J**	**0.0086 J**	**0.030 J**	**0.035 J**	< 0.040	< 0.040	**0.18**	**0.18**
Selenium	mg/L	< 0.02	< 0.02	< 0.02	< 0.02	< 0.02	< 0.02	< 0.02	< 0.02	< 0.02	< 0.02	< 0.02	< 0.02	< 0.020	< 0.020	< 0.020	< 0.020	< 0.0064	< 0.0064	< 0.0064	**0.0066 J**	< 0.0064	< 0.0064	< 0.00020	< 0.00020	< 0.020	< 0.020
Thallium	mg/L	< 0.002	< 0.002	< 0.002	< 0.002	< 0.02	< 0.02	< 0.02	< 0.02	< 0.02	< 0.02	< 0.02	< 0.02	< 0.0010	< 0.0010	< 0.0010	< 0.0010	< 0.00025	< 0.00025	< 0.00025	< 0.00025	< 0.00025	< 0.00025	< 0.0010	< 0.0010	< 0.0010	< 0.0010
Vanadium (fume or dust)	mg/L	< 0.01	< 0.01	< 0.01	< 0.01	< 0.01	< 0.01	< 0.01	< 0.01	< 0.01	< 0.01	< 0.01	< 0.01	< 0.010	< 0.010	< 0.010	< 0.010	< 0.0024	< 0.0024	< 0.0024	< 0.0024	< 0.0024	< 0.0024	< 0.010	< 0.010	< 0.010	< 0.010
Zinc	mg/L	**0.0282**	**0.0368**	**0.0281**	**0.106**	**0.0492**	**0.0472**	**0.0508**	**0.0659**	**0.0339**	**0.121**	**0.122**	**0.0803**	**0.091**	**0.089**	**0.050**	**0.050**	**0.97**	**1.1**	**0.038**	**0.040**	**0.049**	**0.051**	**0.044**	**0.048**	**2.5**	**2.9**

Notes:
ISCO - *in-situ* chemical oxidation
** - Resampled in August 2007 for VOCs only

Data Qualifier Defintions:
-- - Not analyzed
B (Inorganics) - Estimated analyte concentration
D - Analyte concentration reported from secondary dilution
DB - Analyte concentration reported from secondary dilution; analyte detected in method blank
H - Holding time exceeded for sample
J - Estimated analyte concentration
JB (Organic) - Estimated analyte concentration; analyte detected in method blank
JM (Organic) - Estimated analyte concentration; spike sample recovery outside control limits
M (Organic) - Spike sample recovery outside control limits
N - Spike sample recovery outside of control limits
R - Sample data results rejected due to deficiencies in the ability to meet quality control standards
< - Analyte not detected at referenced detection limit
U - Analyte not detected at referenced detection limit
UJ - Analyte not detected; low method bias and/or matrix interference
UN - Analyte not detected; spiked sample recovery outside of control limits
UR - Analyte not detected; data rejected
UWN - Analyte not detected; post digestion spike and spike sample recovery outside control limits
Bold - Exceeds the laboratory detection limit

Appendix E-3
Summary of Historical Ground Water Sampling Data - Decommissioned Wells
Atlanta Gas Light Company
Former Manufactured Gas Plant Site
Augusta, Ga

Chemical Name	Location ID	MW-308BR	MW-308BR	MW-308BR	MW-308BR	MW-308BR	MW-308BR	MW-308BR	MW-308BR	MW-308BR	MW-308BR	MW-308BR	MW-308BR	MW-308BR	MW-308BR	MW-308BR	MW-308BR	MW-308BR	MW-308BR	MW-308BR	MW-308BR	MW-308BR	MW-308BR	MW-308BR	MW-308BR	MW-308BR	MW-308BR
	Sample Date	7/23/2009	7/23/2009 DUP	1/16/2009	7/17/2008	7/17/2008 DUP	1/8/2008	1/8/2008 DUP	7/9/2007	7/9/2007 DUP	2/13/2007	2/13/2007 DUP	10/3/2006	10/3/2006 DUP	1/19/2006	12/7/2005	7/16/2004	1/24/2004	7/18/2003	7/18/2003 DUP	1/21/2003	7/15/2002	4/28/2002	4/26/2002	1/22/2002	7/17/2001	1/23/2001	1/18/2001
	Unit	During Extraction											Pre-Extraction														
Volatile Organic Compounds																											
Acetone	µg/L	< 5,000	< 10,000	< 5,000	< 500	< 10,000	< 50	< 50	<5,000 UJ	<5,000 UJ	< 50 R	< 50	50 R	50 UR	1,000 U	--	1,200 U	1,200 U	250 U	250 U	500 U	500 U	250 U	250 U	250 U	250 U	25 U	25 U
Benzene	µg/L	**7,000**	**6,600**	**8,700**	**6,500**	**6,300**	**9,600**	**7,300**	**9,000**	**8,700**	**5,300**	**5,700**	**1,000**	**810**	**2,600**	--	**3,000**	**3,000**	**2,500**	**2,600**	**3,000**	**1,900**	**2,900 D**	**2,600 D**	**1,700**	**1,300**	**0.25 JB**	**960 D**
Carbon Disulfide	µg/L	< 250	< 500	< 250	< 25	< 500	< 5.0	< 5.0	< 5	< 5	< 5	< 5	5 U	5 U	100 U	--	50 U	50 U	10 U	10 U	20 U	20 U	10 U	10 U	10 U	10 U	1.0 U	1.0 U
Ethylbenzene	µg/L	**1,300**	**1,200**	**1,900**	**1,700**	**1,700**	**1,600**	**1,400**	**1,600**	**1,600**	**1,300**	**1,400**	**510**	**460**	**360**	--	**390**	**350**	**360**	**350**	**390**	**270**	**420**	**400**	**200**	**160**	1.0 U	**140**
Methylene Chloride	µg/L	< 250	< 500	< 500	< 25	< 500	< 5.0	< 5.0	< 5	< 5	< 5 UJ	< 5	5 U	5 U	100 U	--	250 U	250 U	50 U	50 U	100 U	**11 J**	50 U	50 U	50 U	50 U	5.0 U	5.0 U
Toluene	µg/L	**750**	**700**	**1,800**	**580**	**730**	**650**	**530**	**930**	**880**	**1,000**	**1,100**	**98**	**92**	**450**	--	50 U	50 U	**34**	**37**	**110**	**110**	**340**	**220**	**9.2 J**	**20**	1.0 U	**13**
Trichloroethylene	µg/L	< 250	< 500	< 250	< 25	< 500	< 5.0	< 5.0	< 5	< 5	< 5	< 5	5 U	5 U	100 U	--	50 U	50 U	10 U	10 U	20 U	20 U	10 U	10 U	10 U	**5.0 J**	1.0 U	1.0 U
Xylenes, total	µg/L	**740**	**730**	**1900**	**1000**	**1300**	**940**	**760**	**760**	**710**	**750**	**830**	**200**	**190**	**200** U	--	**240**	**280**	**250**	**250**	**240**	**190**	**330**	**290**	**140**	**160**	2.0 U	**120**
Semivolatile Organic Compounds																											
2-Methylnaphthalene	µg/L	--	--	--	--	--	--	--	--	--	--	--	--	--	**100**	--	**63**	**74**	**54**	**54**	**61**	**170 DJ**	--	--	**46 J**	**34 J**	10 U	**23**
Acenaphthene	µg/L	**840**	**310**	**260**	**260**	**310**	**140**	**150**	**120**	**110**	**70**	**82**	**28**	**28**	10 U	--	**11**	**7.6**	**10**	**10**	**12**	**51**	--	--	**12 J**	**5.5 J**	10 U	**4.2 J**
Acenaphthylene	µg/L	**760**	**240**	**940**	**290**	**330**	**17**	**20**	**27**	**26**	**26**	**30**	**19**	**16**	10 U	--	10 U	**1.6**	10 U	10 U	**3.7 J**	**2.1 J**	--	--	50 U	50 U	10 U	**0.54 J**
Anthracene	µg/L	**620**	**160**	**350**	**170**	**190**	< 10	< 10	< 10	< 10	< 10	< 10	10 U	10 U	10 U	--	10 U	0.2 U	10 U	10 U	10 U	**0.7 J**	--	--	50 U	50 U	10 U	10 U
Benz(a)anthracene	µg/L	**1,000**	**280**	**380**	**200**	**250**	**0.48**	**0.59**	**1.4**	**1.2**	**0.06**	**0.09**	0.05 U	0.05 U	10 U	--	10 U	0.2 U	10 U	10 U	10 U	10 U	--	--	50 U	50 U	10 U	10 U
Benzo(a)pyrene	µg/L	**870**	**230**	**390**	**170**	**200**	**0.28**	**0.35**	**0.88**	**0.75**	< 0.05	< 0.05	0.05 U	0.05 U	10 U	--	10 U	0.2 U	10 U	10 U	10 U	10 U	--	--	50 U	50 U	10 U	10 U
Benzo(b)fluoranthene	µg/L	**660**	**180**	**310**	**160**	**170**	**0.20**	**0.26**	**0.85**	**0.75**	< 0.1	< 0.1	0.1 U	0.1 U	10 U	--	10 U	0.2 U	10 U	10 U	10 U	10 U	--	--	50 U	50 U	10 U	10 U
Benzo(g,h,i)perylene	µg/L	**340**	**90**	**130**	**64**	**85**	< 10	< 10	< 10	< 10	< 10	< 10	10 U	10 U	10 U	--	10 U	0.2 U	10 U	10 U	10 U	10 U	--	--	50 U	50 U	10 U	10 U
Benzo(k)fluoranthene	µg/L	**480**	**140**	**270**	**46**	**52**	< 10	< 10	< 10	< 10	< 10	< 10	10 U	10 U	10 U	--	10 U	0.2 U	10 U	10 U	10 U	10 U	--	--	50 U	50 U	10 U	10 U
Chrysene	µg/L	**890**	**220**	**330**	**180**	**220**	**0.40**	**0.47**	**0.87**	**0.66**	< 0.05 UJ	**0.06**	0.05 U	0.05 U	10 U	--	10 U	0.2 U	10 U	10 U	10 U	10 U	--	--	50 U	50 U	10 U	10 U
Dibenzo(a,h)anthracene	µg/L	**120**	**29**	**31 J**	**18**	**25**	< 0.10	< 0.10	< 0.1	< 0.1	< 0.1	< 0.1	0.1 U	0.1 U	10 U	--	10 U	0.2 U	10 U	10 U	10 U	10 U	--	--	50 U	50 U	10 U	**1.1 J**
Dibenzofuran	µg/L	--	--	--	--	--	--	--	--	--	--	--	--	--	10 U	--	10 U	**0.37**	10 U	10 U	**0.56 J**	**2.7 J**	--	--	50 U	50 U	10 U	10 U
Fluoranthene	µg/L	**1,400**	**390**	**600**	**390**	**490**	< 10	< 10	< 10	< 10	< 10	< 10	10 U	10 U	10 U	--	10 U	0.2 U	10 U	10 U	10 U	**0.38 J**	--	--	50 U	50 U	10 U	10 U
Fluorene	µg/L	**920**	**250**	**730**	**400**	**580**	**31**	**34**	**27**	**25**	**15**	**19**	10 U	10 U	11 J	--	10 U	**1.5**	10 U	10 U	**2.4 J**	**12**	--	--	50 U	50 U	10 U	10 U
Indeno(1,2,3-cd)pyrene	µg/L	**320**	**86**	**140**	**61**	**90**	**0.080**	**0.10**	**0.33**	**0.31**	< 0.05	< 0.05	0.05 U	0.05 U	10 U	--	10 U	0.2 U	10 U	10 U	10 U	10 U	--	--	50 U	50 U	10 U	10 U
Naphthalene	µg/L	**9,200**	**5,600**	**8,900 BD**	**8,400**	**8,800**	**4,600**	**4,700**	**5,800**	**5,300**	**2,200**	**2,600**	**1,100**	**860**	**1,100**	--	**840**	**1,200**	**680**	**730**	**850 D**	**1,900 D**	**1,600**	**1,300**	**660**	**480**	10 U	**250**
Phenanthrene	µg/L	**2,600**	**820**	**1,600**	**750**	**900**	**36**	**39**	**35**	**31**	**16**	**19**	10 U	10 U	10 U	--	10 U	**0.84**	10 U	10 U	10 U	**11**	--	--	50 U	50 U	10 U	10 U
Pyrene	µg/L	**2,200**	**610**	**870**	**480**	**590**	< 10	< 10	< 10	< 10	< 10	< 10	10 U	10 U	10 U	--	10 U	0.2 U	10 U	10 U	10 U	10 U	--	--	50 U	50 U	10 U	10 U
Inorganic Compounds																											
Aluminum (fume or dust)	mg/L	--	--	--	--	--	--	--	--	--	--	--	--		0.2 U	--	0.2 U	**0.89**	0.2 U	0.2 U	0.2 U	**1.6**	--	--	**1.2**	**0.7 N**	**1.5 N**	**4.8**
Antimony	mg/L	< 0.020	< 0.020	< 0.020	< 0.02	< 0.02	< 0.02	< 0.02	< 0.02	< 0.02	< 0.02	< 0.02	0.02 U	0.02 U	0.01 U	--	0.02 U	0.02 U	0.02 U	0.02 U	0.02 U	0.02 U	--	--	0.02 U	0.02 U	0.02 U	0.02 U
Arsenic	mg/L	< 0.020	< 0.020	< 0.010	< 0.01	< 0.01	< 0.05	< 0.05	< 0.05	< 0.05	< 0.05	< 0.05	0.05 U	0.05 U	0.01 U	--	0.01 U	0.01 U	0.01 U	0.01 U	0.01 U	0.01 U	--	--	0.01 U	**0.0037 B**	0.01 U	0.01 U
Barium	mg/L	**0.55**	**0.54**	**0.6**	**0.62**	**0.82**	**0.540**	**0.501**	**0.556**	**0.557**	**0.603**	**0.608**	**0.797**	**0.785**	**0.516**	--	**0.44**	**0.44**	**0.41**	**0.4**	**0.43**	**0.48**	--	--	**0.4**	**0.35**	**0.41**	**0.4**
Beryllium	mg/L	< 0.0040	< 0.0040	**0.00035 J**	**0.0013 J**	**0.0046**	< 0.01	< 0.01	< 0.01	< 0.01	< 0.01	< 0.01	0.01 U	0.01 U	0.005 U	--	0.004 U	0.004 U	0.004 U	0.004 U	0.004 U	0.004 U	--	--	0.004 U	0.004 U	0.004 U	0.004 U
Cadmium	mg/L	< 0.0050	< 0.0050	< 0.0050	< 0.005	< 0.005	< 0.005	< 0.005	< 0.005	< 0.005	< 0.005	< 0.005	0.005 U	0.005 U	0.002 U	--	0.005 U	0.005 U	0.005 U	0.005 U	0.005 U	0.005 U	--	--	0.005 U	0.005 U	0.005 U	0.005 U
Calcium metal	mg/L	--	--	--	--	--	--	--	--	--	--	--	--	--	**36.4**	**38**	**24**	**25**	**21**	**21**	**23**	**26**	--	--	**21**	**19**	**28**	**21**
Chromium	mg/L	< 0.010	< 0.010	0.0020 J	**0.017**	**0.043**	< 0.01	< 0.01	< 0.01	< 0.01	< 0.01	< 0.01	**0.0112**	**0.0115**	0.005 U	--	0.01 U	0.01 U	0.01 U	0.01 U	0.01 U	**0.018**	--	--	**0.0092 B**	**0.0019 B**	**0.0042 B**	**0.0097 B**
Cobalt	mg/L	--	--	--	--	--	--	--	--	--	--	--	--	--	**0.0072**	--	0.01 U	0.01 U	0.01 U	0.01 U	**0.0038 B**	**0.0061 B**	--	--	**0.0042 B**	**0.0036 B**	**0.013**	**0.0073 B**
Copper	mg/L	< 0.020	< 0.020	0.0097 J	**0.061**	**0.11**	< 0.01	< 0.01	< 0.01	< 0.01	< 0.01	< 0.01	**0.0436**	**0.0425**	0.025 U	--	0.02 U	0.02 U	0.02 U	0.02 U	**0.0019 B**	**0.0077 B**	--	--	**0.0054 B**	**0.0023 B**	**0.014 B**	**0.041**
Cyanide	mg/L	**0.012**	< 0.010	< 0.010	< 0.01	< 0.01	< 0.01	< 0.01	**0.015**	**0.013**	< 0.002	< 0.002	0.01 U	0.01 U	0.01 U	--	**0.03**	**0.022**	0.015 U	0.015 U	**0.015**	**0.13**	**0.029**	**0.035**	**0.011**	**0.014**	0.01 U	**0.0056 B**
Iron	mg/L	--	--	--	--	--	--	--	--	--	--	--	--	--	**1.37**	**1.3**	**3.9**	**5.8**	**3.3**	**3.4**	**3.4**	**6.8 N**	--	--	**5.1**	**4.1**	**3.5**	**11**
Lead	mg/L	< 0.010	< 0.010	**0.014**	**0.036**	**0.043**	< 0.01	< 0.01	< 0.01	< 0.01	< 0.01	< 0.01	0.01 U	0.01 U	0.003 U	--	0.005 U	0.005 U	0.005 U	0.005 U	0.005 U	0.005 U	--	--	0.005 U	0.005 U	0.005 U	0.005 U
Magnesium	mg/L	--	--	--	--	--	--	--	--	--	--	--	--	--	**17.1**	--	**12**	**13**	**13**	**12**	**13**	**14**	--	--	**12**	**10**	**12**	**13**
Manganese	mg/L	--	--	--	--	--	--	--	--	--	--	--	--	--	**1.18**	**0.96**	**0.68**	**0.82**	**0.59**	**0.59**	**0.59**	**0.75**	--	--	**0.58**	**0.55**	**0.38**	**0.71**
Mercury	mg/L	< 0.00020	< 0.00020	< 0.00020	< 0.00020	< 0.00020	< 0.00020	< 0.00020	< 0.0002	< 0.0002	< 0.0002	< 0.0002	0.0002 U	0.0002 U	0.0002 U	--	0.0002 U	0.0002 U	0.0002 UJ	0.0002 UJ	**0.00012 B**	0.0002 U	--	--	0.0002 U	0.0002 U	0.00020 U	0.00020 U
Nickel	mg/L	< 0.040	< 0.040	**0.086**	**0.077**	**0.090**	< 0.02	< 0.02	< 0.02	< 0.02	< 0.02	< 0.02	0.02 U	0.02 U	0.04 U	--	0.04 U	0.04 U	0.04 U	0.04 U	0.04 U	**0.014 B**	--	--	0.04 U	0.04 U	0.04 U	**0.011 B**
Potassium	mg/L	--	--	--	--	--	--	--	--	--	--	--	--	--	**5.07**	--	**3.3**	**3.3**	**2.8**	**2.8**	**3.2**	**3.9**	--	--	**3.3**	**3.1**	**3.7**	**4.9**
Selenium	mg/L	< 0.020	< 0.020	< 0.010	< 0.01	< 0.01	< 0.02	< 0.02	< 0.02	< 0.02	< 0.02	< 0.02	0.02 U	0.02 U	0.005 U	--	0.01 U	0.01 U	0.01 U	0.01 U	0.01 U	**0.0053 B**	--	--	0.01 U	0.01 U	0.01 U	0.01 U
Sodium	mg/L	--	--	--	--	--	--	--	--	--	--	--	--	--	**15.8**	--	**15**	**16**	**14**	**14**	**15**	**15**	--	--	**14**	**13**	**13**	**13**
Thallium	mg/L	< 0.0010	< 0.0010	< 0.0010	< 0.001	**0.00074**	< 1.00	< 1.00	< 1.00	< 1.00	< 1	< 1	0.001 U	0.001 U	0.001 U	--	0.002 U	0.001 U	0.002 U	0.002 U	0.002 UW	0.002 UWN	--	--	0.002 U	0.002 UWN	0.002 U	0.002 UW
Vanadium (fume or dust)	mg/L	< 0.010	< 0.010	0.0035 J	**0.022**	**0.077**	< 0.01	< 0.01	< 0.01	< 0.01	< 0.01	< 0.01	**0.0202**	**0.0208**	0.007 U	--	0.01 U	0.01 U	0.01 U	0.01 U	0.01 U	**0.0069 B**	--	--	**0.005 B**	**0.0026 B**	**0.0037 B**	**0.018**
Zinc	mg/L	**0.099**	**0.088**	**0.62**	**1.1**	**1.4**	**0.118 J**	**0.790 J**	**0.124**	**0.0960**	**0.0619**	**0.0599**	**0.0513**	**0.0641**	0.02 U	--	0.02 U	0.02 U	**0.04**	**0.06**	**0.022**	**0.01 B**	--	--	**0.0079 B**	**0.0073 B**	0.02 U	**0.025**

Notes:
ISCO - *in-situ* chemical oxidation
** - Resampled in August 2007 for VOCs only

Data Qualifier Defintions:
-- - Not analyzed
B (Inorganics) - Estimated analyte concentration
D - Analyte concentration reported from secondary dilution
DB - Analyte concentration reported from secondary dilution; analyte detected in method blank
H - Holding time exceeded for sample
J - Estimated analyte concentration
JB (Organic) - Estimated analyte concentration; analyte detected in method blank
JM (Organic) - Estimated analyte concentration; spike sample recovery outside control limits
M (Organic) - Spike sample recovery outside control limits
N - Spike sample recovery outside of control limits
R - Sample data results rejected due to deficiencies in the ability to meet quality control standards
< - Analyte not detected at referenced detection limit
U - Analyte not detected at referenced detection limit
UJ - Analyte not detected; low method bias and/or matrix interference
UN - Analyte not detected; spiked sample recovery outside of control limits
UR - Analyte not detected; data rejected
UWN - Analyte not detected; post digestion spike and spike sample recovery outside control limits
Bold - Exceeds the laboratory detection limit

Appendix E-3
Summary of Historical Ground Water Sampling Data - Decommissioned Wells
Atlanta Gas Light Company
Former Manufactured Gas Plant Site
Augusta, Ga

Chemical Name	Location ID	MW-312	MW-312	MW-312	MW-312	MW-312	MW-312	MW-312	MW-312	MW-312	MW-312	MW-312	MW-312	MW-312	MW-312	MW-312	MW-312	MW-312	MW-312	MW-312	MW-314
	Sample Date	7/22/2009	1/14/2009	7/21/2008	1/8/2008	7/12/2007	2/13/2007	7/12/2006	1/10/2006	7/19/2005	1/19/2005	1/05 DUP	7/14/2004	1/21/2004	7/20/2003	1/16/2003	7/10/2002	1/18/2002	7/16/2001	1/19/2001	10/5/2006
	Unit	Post-ISCO								Pre-ISCO											Post-ISCO
Field Parameters																					
Conductivity	mS/cm	0.474	1.19	0.548	0.692	0.411	0.365	0.221	--	--	--	--	--	--	--	--	--	--	--	--	2.28
Dissolved Oxygen (YSI)	mg/L	2.25	6.45	0.68	0.27	0.58	3.20	1.07	--	--	--	--	--	--	--	--	--	--	--	--	0.15
Oxidation Reduction Potential	mV	-52.7	-47.8	-64.6	-93.1	-33.2	-7.8	20.2	--	--	--	--	--	--	--	--	--	--	--	--	-60.6
pH	SU	6.92	0.539	7.03	6.61	7.62	7.16	6.45	--	--	--	--	--	--	--	--	--	--	--	--	6.25
Temperature	Celsius	30.67	18.27	28.11	23.69	23.59	22.53	24.72	--	--	--	--	--	--	--	--	--	--	--	--	23.94
Turbidity	NTU	7.99	3.2	8.62	1.25	0.56	1.04	0.00	--	--	--	--	--	--	--	--	--	--	--	--	8.41
Monitored Natural Attenuation Parameters																					
Carbon Dioxide	µg/L	--	--	--	--	--	--	--	--	--	--	--	--	--	--	--	--	--	--	--	--
Iron	mg/L	--	--	--	--	--	--	--	0.936	0.189	0.29	0.27	0.54	0.72	0.17	2.2	2.5	6.1	10	11 N	--
Iron, as Ferrous (Fe+2)	mg/L	--	--	--	--	--	--	--	--	--	--	--	--	--	--	--	--	--	--	--	--
Manganese, Total	mg/L	--	--	--	--	--	--	--	0.371	0.0564	0.097	0.11	0.11	0.31	0.04 U	0.39	0.44	0.77	0.89	1.6	--
Manganese, Dissolved	mg/L	--	--	--	--	--	--	--	--	--	--	--	--	--	--	--	--	--	--	--	--
Methane	µg/L	--	--	--	--	--	--	--	--	--	--	--	--	--	--	--	--	--	--	--	--
Nitrate	mg/L	--	--	--	--	--	--	--	--	--	--	--	--	--	--	--	--	--	--	--	--
Nitrogen	mg/L	--	--	--	--	--	--	--	--	--	--	--	--	--	--	--	--	--	--	--	--
Nitrogen, ammonia (as N)	mg/L	--	--	--	--	--	--	--	--	--	--	--	--	--	--	--	--	--	--	--	--
Oxygen	mg/L	--	--	--	--	--	--	--	--	--	--	--	--	--	--	--	--	--	--	--	--
Sulfate	mg/L	--	--	--	--	--	--	--	--	--	--	--	--	--	--	--	--	--	--	--	--
Sulfide	mg/L	--	--	--	--	--	--	--	--	--	--	--	--	--	--	--	--	--	--	--	--
Volatile Organic Compounds																					
Acetone	µg/L	< 100	< 100	< 100	< 50	< 50	< 50	< 50	**10**	25 U	25 U	25 U	25 U	25 U	25 U	25 U	25 U	25 U	25 U	25 U	50 U
Benzene	µg/L	< 5.0	< 5.0	< 5.0	< 5.0	< 5	< 5	< 5	1.0 U	1.0 U	1.0 U	1.0 U	1.0 U	1.0 U	1.0 U	1.0 U	1.0 U	1.0 U	1.0 U	1.0 U	5 U
Carbon Disulfide	µg/L	< 5.0	< 5.0	< 5.0	< 5.0	< 5	< 5	< 5	1.0 U	1.0 U	1.0 U	1.0 U	1.0 U	1.0 U	1.0 U	1.0 U	1.0 U	1.0 U	1.0 U	1.0 U	5 U
Methylene Chloride	µg/L	< 5.0	< 5.0	< 5.0	< 5.0	< 5	< 5	< 5	1.0 U	5.0 U	5.0 U	5.0 U	5.0 U	5.0 U	5.0 U	5.0 U	5.0 U	5.0 U	5.0 U	**1.2 J**	5 U
Ethylbenzene	µg/L	< 5.0	< 5.0	< 5.0	< 5.0	< 5	< 5	< 5	1.0 U	1.0 U	1.0 U	1.0 U	1.0 U	1.0 U	1.0 U	1.0 U	1.0 U	1.0 U	1.0 U	1.0 U	5 U
Toluene	µg/L	< 5.0	**0.32 J**	< 5.0	< 5.0	< 5	< 5	< 5	1.0 U	1.0 U	1.0 U	1.0 U	**2**	1.0 U	1.0 U	1.0 U	1.0 U	1.0 U	1.0 U	1.0 U	5 U
Trichloroethylene	µg/L	< 5.0	**0.44 J**	< 5.0	< 5.0	< 5	< 5	< 5	1.0 U	1.0 U	1.0 U	1.0 U	1.0 U	1.0 U	1.0 U	**0.46 J**	**0.73 J**	**0.64 J**	**0.82 J**	**1.3**	5 U
Xylenes, total	µg/L	< 5.0	< 5.0	< 5.0	< 5.0	< 5	< 5	< 5	2.0 U	2.0 U	2.0 U	2.0 U	2.0 U	2.0 U	2.0 U	2.0 U	2.0 U	2.0 U	2.0 U	2.0 U	5 U
Semivolatile Organic Compounds																					
2-Methylnaphthalene	µg/L	--	--	--	--	--	--	--	0.2 U	0.2 U	0.2 U	0.2 U	0.2 U	0.2 U	10 U	10 U	10 U	10 U	10 U	10 U	--
Acenaphthene	µg/L	< 0.19	< 0.19	< 0.19	< 10	< 10	< 10	< 10	0.2 U	0.2 U	0.2 U	0.2 U	0.2 U	0.2 U	10 U	10 U	10 U	10 U	10 U	10 U	10 U
Acenaphthylene	µg/L	< 0.19	< 0.19	< 0.19	< 10	< 10	< 10	< 10	0.2 U	0.2 U	0.2 U	0.2 U	0.2 U	0.2 U	10 U	10 U	10 U	10 U	10 U	10 U	10 U
Anthracene	µg/L	< 0.19	< 0.19	< 0.19	< 10	< 10	< 10	< 10	0.2 U	0.2 U	0.2 U	0.2 U	0.2 U	0.2 U	10 U	10 U	10 U	10 U	10 U	10 U	10 U
Benz(a)anthracene	µg/L	< 0.19	< 0.19	< 0.19	< 0.050	< 0.05	< 0.05	< 0.05	0.2 U	0.2 U	0.2 U	0.2 U	0.2 U	0.2 U	10 U	10 U	10 U	10 U	10 U	10 U	0.05 U
Benzo(a)pyrene	µg/L	< 0.19	< 0.19	< 0.19	< 0.050	< 0.05	< 0.05	< 0.05	0.2 U	0.2 U	0.2 U	0.2 U	0.2 U	0.2 U	10 U	10 U	10 U	10 U	10 U	10 U	0.05 U
Benzo(b)fluoranthene	µg/L	< 0.19	< 0.19	< 0.19	< 0.10	< 0.1	< 0.1	< 0.1	0.2 U	0.2 U	0.2 U	0.2 U	0.2 U	0.2 U	10 U	10 U	10 U	10 U	10 U	10 U	0.1 U
Benzo(g,h,i)perylene	µg/L	< 0.19	< 0.19	< 0.19	< 10	< 10	< 10	< 10	0.2 U	0.2 U	0.2 U	0.2 U	0.2 U	0.2 U	10 U	10 U	10 U	10 U	10 U	10 U	10 U
Benzo(k)fluoranthene	µg/L	< 0.19	< 0.19	< 0.19	< 10	< 10	< 10	< 10	0.2 U	0.2 U	0.2 U	0.2 U	0.2 U	0.2 U	10 U	10 U	10 U	10 U	10 U	10 U	10 U
Chrysene	µg/L	< 0.19	< 0.19	< 0.19	< 0.050	< 0.05	< 0.05	< 0.05	0.2 U	0.2 U	0.2 U	0.2 U	0.2 U	0.2 U	10 U	10 U	10 U	10 U	10 U	10 U	0.05 U
Dibenzo(a,h)anthracene	µg/L	< 0.19	< 0.19	< 0.19	< 0.10	< 0.1	< 0.1	< 0.1	0.2 U	0.2 U	0.2 U	0.2 U	0.2 U	0.2 U	10 U	10 U	10 U	10 U	10 U	10 U	0.1 U
Dibenzofuran	µg/L	--	--	--	--	--	--	--	1.0 U	0.2 U	0.2 U	0.2 U	0.2 U	0.2 U	10 U	10 U	10 U	10 U	10 U	10 U	--
Fluoranthene	µg/L	< 0.19	< 0.19	< 0.19	< 10	< 10	< 10	< 10	0.2 U	0.2 U	0.2 U	0.2 U	0.2 U	0.2 U	10 U	10 U	10 U	10 U	10 U	10 U	10 U
Fluorene	µg/L	< 0.19	< 0.19	< 0.19	< 10	< 10	< 10	< 10	0.2 U	0.2 U	0.2 U	0.2 U	0.2 U	0.2 U	10 U	10 U	10 U	10 U	10 U	10 U	10 U
Indeno(1,2,3-cd)pyrene	µg/L	< 0.19	< 0.19	< 0.19	< 0.050	< 0.05	< 0.05	< 0.05	0.2 U	0.2 U	0.2 U	0.2 U	0.2 U	0.2 U	10 U	10 U	10 U	10 U	10 U	10 U	0.05 U
Naphthalene	µg/L	< 0.19	**0.036 J**	< 0.19	< 10	< 10	< 10	< 10	0.2 U	0.2 U	0.2 U	0.2 U	0.2 U	0.2 U	10 U	10 U	10 U	10 U	10 U	10 U	10 U
Phenanthrene	µg/L	< 0.19	< 0.19	< 0.19	< 10	< 10	< 10	< 10	0.2 U	0.2 U	0.2 U	0.2 U	0.2 U	0.2 U	10 U	10 U	10 U	10 U	10 U	10 U	10 U
Pyrene	µg/L	< 0.19	< 0.19	< 0.19	< 10	< 10	< 10	< 10	0.2 U	0.2 U	0.2 U	0.2 U	0.2 U	0.2 U	10 U	10 U	10 U	10 U	10 U	10 U	10 U
Inorganic Compounds																					
Aluminum (fume or dust)	mg/L	--	--	--	--	--	--	--	0.2 U	0.2 U	0.2 U	0.2 U	0.2 U	0.2 U	0.2 U	**0.18 B**	0.2 U	**0.31**	**1.9**	**0.57**	--
Antimony	mg/L	< 0.020	< 0.020	< 0.020	< 0.0200	< 0.02	< 0.02	< 0.02	0.01 U	0.006 U	0.02 U	0.02 U	0.006 U	0.02 U	0.02 U	0.020 U	0.02 U	0.02 U	0.02 U	0.02 U	0.02 U
Arsenic	mg/L	< 0.020	< 0.010	< 0.010	<0.0500	< 0.05	< 0.05	< 0.05	0.01 U	0.01 U	0.01 U	0.01 U	0.01 U	0.01 U	0.01 U	0.010 U	0.01 U	0.01 U	0.01 U	0.01 U	0.05 U
Barium	mg/L	**0.26**	**0.38**	**0.23**	**0.364**	**0.191**	**0.176**	**0.137**	0.2 U	**0.122**	**0.14**	**0.14**	**0.15**	**0.15**	**0.15**	**0.16**	**0.17**	**0.18**	**0.22**	**0.3**	**0.958**
Beryllium	mg/L	< 0.0040	< 0.0040	< 0.0040	< 0.0100	< 0.010	< 0.010	< 0.010	0.005 U	0.004 U	0.004 U	0.004 U	0.004 U	0.004 U	0.004 U	0.0040 U	0.004 U	0.004 U	0.004 U	0.004 U	0.01 U
Cadmium	mg/L	< 0.0050	< 0.0050	< 0.0050	< 0.0050	< 0.005	< 0.005	< 0.005	0.002 U	0.005 U	0.005 U	0.005 U	0.005 U	0.005 U	0.005 U	0.0050 U	0.005 U	0.005 U	0.005 U	0.005 U	0.005 U
Calcium metal	mg/L	--	--	--	--	--	--	--	**19.8**	**20.9**	**25**	**25**	**22**	**23**	**25**	**22**	**20**	**18**	**21**	**33**	--
Chromium	mg/L	< 0.010	< 0.010	< 0.010	< 0.0100	< 0.010	< 0.010	< 0.010	0.005 U	0.01 U	0.01 U	0.01 U	0.01 U	0.01 U	0.01 U	0.010 U	0.01 U	0.01 U	**0.0036 B**	0.01 U	0.01 U
Cobalt	mg/L	--	--	--	--	--	--	--	0.007 U	0.01 U	0.01 U	0.01 U	0.01 U	0.01 U	0.01 U	0.010 U	0.01 U	**0.0046 B**	**0.0076 B**	**0.0084 B**	--
Copper	mg/L	< 0.020	**0.0028 J**	< 0.020	< 0.0100	< 0.010	< 0.010	< 0.010	0.025 U	0.02 U	0.02 U	0.02 U	0.02 U	0.02 U	0.02 U	**0.0021 B**	0.02 U	0.0034 U	**0.0079 B**	**0.0087 B**	0.01 U
Cyanide	mg/L	< 0.010	< 0.010	< 0.010	< 0.010	< 0.010	< 0.002	< 0.002	0.01 U	0.01 U	0.01 U	0.01 U	0.01 U	0.01 U	0.015 U	0.010 U	0.01 U	0.01 U	0.01 U	0.01 U	0.01 U
Lead	mg/L	< 0.010	< 0.0050	< 0.0050	< 0.0100	< 0.010	< 0.010	< 0.010	0.003 U	0.005 U	0.005 U	0.005 U	0.005 U	0.005 U	0.005 U	0.0050 U	**0.0019 B**	0.0033 U	0.005 U	0.005 U	0.01 U
Magnesium	mg/L	--	--	--	--	--	--	--	**9.07**	**8.99**	**9**	**8.9**	**9.1**	**9.4**	**8.2**	**9.0**	**9.1**	**8.5**	**9.5**	**14**	--
Mercury	mg/L	< 0.00020	< 0.00020	< 0.00020	< 0.00020	< 0.0002	< 0.0002	< 0.0002	0.0002 U	0.0002 U	0.0002 U	0.0002 U	0.0002 U	0.0002 U	0.0002 U	0.00020 U	0.0002 U	0.0002 U	0.0002 U	0.00020 U	0.0002 U
Nickel	mg/L	< 0.040	< 0.040	**0.0022 J**	< 0.0200	< 0.02	< 0.02	< 0.02	0.04 U	0.04 U	0.04 U	0.04 U	0.04 U	0.04 U	0.04 U	0.040 U	0.04 U	0.04 U	0.04 U	0.04 U	0.02 U
Potassium	mg/L	--	--	--	--	--	--	--	5 U	**2.73**	**4.5**	**4.6**	**2.8**	**2.7**	**4.6**	**8.9**	**3.3**	**1.8**	**2.5**	**11**	--
Selenium	mg/L	< 0.020	< 0.010	< 0.010	< 0.0200	< 0.02	< 0.02	< 0.02	0.005 U	0.01 U	0.01 U	0.01 U	0.01 U	0.01 U	0.01 U	0.010 U	0.01 U	0.0058 U	0.01 U	0.01 U	0.02 U
Sodium	mg/L	--	--	--	--	--	--	--	**13.8**	**15.1**	**15**	**14**	**15**	**14**	**15**	**15**	**14**	**13**	**14**	**25**	--
Thallium	mg/L	< 0.0010	< 0.0010	< 0.0010	< 1.00	< 1.00	< 1	< 0.0010	0.001 U	0.001 U	0.002 U	0.002 U	0.001 U	0.001 U	0.002 U	0.0020 UWN	0.002 UWN	0.002 UJ	0.002 U	0.002 U	0.001 U
Vanadium (fume or dust)	mg/L	< 0.010	< 0.010	< 0.010	< 0.0100	< 0.010	< 0.010	< 0.010	0.007 U	0.01 U	0.01 U	0.01 U	0.01 U	0.01 U	0.01 U	0.010 U	0.01 U	0.0053 U	**0.023**	**0.0065 B**	0.01 U
Zinc	mg/L	< 0.020	**0.012 J**	< 0.020	< 0.0200	< 0.02	< 0.02	< 0.020	0.02 U	0.02 U	0.02 U	0.02 U	0.02 U	0.02 U	**0.04**	**0.0074 B**	**0.0071 B**	**0.019 B**	**0.013 B**	**0.018 B**	0.02 U

Notes:
ISCO - *in-situ* chemical oxidation

Data Qualifier Defintions:
-- - Not analyzed
B (Inorganics) - Estimated analyte concentration
D - Analyte concentration reported from secondary dilution
DB - Analyte concentration reported from secondary dilution; analyte detected in method blank
H - Holding time exceeded for sample
J - Estimated analyte concentration
JB (Organic) - Estimated analyte concentration; analyte detected in method blank
Bold = Exceeds the laboratory detection limit
JM (Organic) - Estimated analyte concentration; spike sample recovery outside control limits
M (Organic) - Spike sample recovery outside control limits
N - Spike sample recovery outside of control limits
R - Sample data results rejected due to deficiencies in the ability to meet quality control standards
< - Analyte not detected at referenced detection limit
U - Analyte not detected at referenced detection limit
UJ - Analyte not detected; low method bias and/or matrix interference
UN - Analyte not detected; spiked sample recovery outside of control limits
UR - Analyte not detected; data rejected
UWN - Analyte not detected; post digestion spike and spike sample recovery outside control limits

Appendix E-3
Summary of Historical Ground Water Sampling Data - Decommissioned Wells
Atlanta Gas Light Company
Former Manufactured Gas Plant Site
Augusta, Ga

Chemical Name	Location ID	MW-316
	Sample Date	10/4/2006
	Unit	Pre-Extraction
Field Parameters		
Conductivity	mS/cm	0.513
Dissolved Oxygen (YSI)	mg/L	0.47
Oxidation Reduction Potential	mV	-112.7
pH	SU	6.81
Temperature	Celsius	25.53
Turbidity	NTU	0.68
Monitored Natural Attenuation Parameters		
Carbon Dioxide	µg/L	--
Iron	mg/L	--
Iron, as Ferrous (Fe+2)	mg/L	--
Manganese, Total	mg/L	--
Manganese, Dissolved	mg/L	--
Methane	µg/L	--
Nitrate	mg/L	--
Nitrogen	mg/L	--
Nitrogen, ammonia (as N)	mg/L	--
Oxygen	mg/L	--
Sulfate	mg/L	--
Sulfide	mg/L	--
Volatile Organic Compounds		
Acetone	µg/L	50 R
Benzene	µg/L	13000
Carbon Disulfide	µg/L	5 U
Methylene Chloride	µg/L	5 U
Ethylbenzene	µg/L	1700
Toluene	µg/L	26
Trichloroethylene	µg/L	5 U
Xylenes, total	µg/L	860
Semivolatile Organic Compounds		
2-Methylnaphthalene	µg/L	--
Acenaphthene	µg/L	43
Acenaphthylene	µg/L	10 U
Anthracene	µg/L	10 U
Benz(a)anthracene	µg/L	0.05 U
Benzo(a)pyrene	µg/L	0.05 U
Benzo(b)fluoranthene	µg/L	0.1 U
Benzo(g,h,i)perylene	µg/L	10 U
Benzo(k)fluoranthene	µg/L	10 U
Chrysene	µg/L	0.05 U
Dibenzo(a,h)anthracene	µg/L	0.1 U
Dibenzofuran	µg/L	--
Fluoranthene	µg/L	10 U
Fluorene	µg/L	10 U
Indeno(1,2,3-cd)pyrene	µg/L	0.05 U
Naphthalene	µg/L	1400
Phenanthrene	µg/L	10 U
Pyrene	µg/L	10 U
Inorganic Compounds		
Aluminum (fume or dust)	mg/L	--
Antimony	mg/L	0.02 U
Arsenic	mg/L	0.05 U
Barium	mg/L	**0.572**
Beryllium	mg/L	0.01 U
Cadmium	mg/L	0.005 U
Calcium metal	mg/L	--
Chromium	mg/L	0.01 U
Cobalt	mg/L	--
Copper	mg/L	0.01 U
Cyanide	mg/L	0.01 U
Lead	mg/L	0.01 U
Magnesium	mg/L	--
Mercury	mg/L	0.0002 U
Nickel	mg/L	0.02 U
Potassium	mg/L	--
Selenium	mg/L	0.02 U
Sodium	mg/L	--
Thallium	mg/L	0.001 U
Vanadium (fume or dust)	mg/L	0.01 U
Zinc	mg/L	0.02 U

Notes:
ISCO - *in-situ* chemical oxidation

Data Qualifier Defintions:
-- - Not analyzed
B (Inorganics) - Estimated analyte concentration
D - Analyte concentration reported from secondary dilution
DB - Analyte concentration reported from secondary dilution; analyte detected in method blank
H - Holding time exceeded for sample
J - Estimated analyte concentration
JB (Organic) - Estimated analyte concentration; analyte detected in method blank
Bold = Exceeds the laboratory detection limit
JM (Organic) - Estimated analyte concentration; spike sample recovery outside control limits
M (Organic) - Spike sample recovery outside control limits
N - Spike sample recovery outside of control limits
R - Sample data results rejected due to deficiencies in the ability to meet quality control standards
< - Analyte not detected at referenced detection limit
U - Analyte not detected at referenced detection limit
UJ - Analyte not detected; low method bias and/or matrix interference
UN - Analyte not detected; spiked sample recovery outside of control limits
UR - Analyte not detected; data rejected
UWN - Analyte not detected; post digestion spike and spike sample recovery outside control limits

Appendix E-3
Summary of Historical Ground Water Sampling Data - Decommissioned Wells
Atlanta Gas Light Company
Former Manufactured Gas Plant Site
Augusta, Ga

Chemical Name	Location ID	MW-321	MW-321	MW-321	MW-321	MW-321	MW-321	MW-321	MW-321	MW-321	MW-321	MW-321	MW-321	MW-321	MW-321	MW-321	MW-321	MW-321	MW-321	MW-321	MW-321
	Sample Date	7/29/2015	1/13/2015	7/14/2014	1/8/2014	7/10/2013	7/10/2013 DUP	1/9/2013	7/25/2012	1/24/2012	7/6/2011	7/6/2011 DUP	1/19/2011	7/15/2010	1/7/2010	7/23/2009	01/21/2009	07/18/2008	1/9/2008	7/10/2007	2/14/2007
	Unit	Post-Extraction	During Extraction																		
Volatile Organic Compounds																					
Acetone	µg/L	< 50	< 50	< 50	< 50	< 50	< 50	< 100	< 100	< 5.0	< 25	< 25	< 120	< 2500	<4000	< 1000	< 500	< 2000	< 50	< 50	< 50
Benzene	µg/L	**2300**	< 5.0	< 5.0	< 5.0	**330**	**360**	**5.0**	< 5.0	**12**	**500**	**650**	**2,900**	**3,300**	**4,000**	**2,600**	**630**	**2,200**	**2,400**	**2,600**	**3,700**
Carbon Disulfide	µg/L	< 5.0	< 5.0	< 5.0	< 5.0	< 5.0	< 5.0	< 5.0	< 5.0	**0.67 J**	< 3.0	< 3.0	< 15	< 120	<200	< 50	< 25	< 100	< 5.0	< 5	< 5
Ethylbenzene	µg/L	< 5.0	< 5.0	< 5.0	< 5.0	< 5.0	< 5.0	< 5.0	< 5.0	**1.6 J**	**0.82 J**	**1.2 J**	**100 J**	210	**430**	**200**	**37**	**150**	**160**	**120**	**280**
Methylene Chloride	µg/L	< 5.0	< 5.0	< 5.0	< 5.0	< 5.0	< 5.0	< 5.0	< 5.0	< 1.0	< 5.0	< 5.0	< 25	< 120	<200	< 50	< 25	< 100	< 5.0	< 5	< 5
Toluene	µg/L	< 5.0	< 5.0	< 5.0	< 5.0	< 5.0	< 5.0	< 5.0	< 5.0	**0.40 J**	< 1.7	< 1.7	**24 J**	< 120	<200	< 50	< 25	< 100	< 5.0	< 5	< 5
Trichloroethylene	µg/L	< 5.0	< 5.0	< 5.0	< 5.0	< 5.0	< 5.0	< 5.0	< 5.0	< 0.13	< 0.65	< 0.65	< 3.2	< 120	<200	< 50	< 25	< 100	< 5.0	< 5	< 5
Xylenes, total	µg/L	< 5.0	< 5.0	< 5.0	< 5.0	< 5.0	< 5.0	< 5.0	< 5.0	**0.44 J**	**2.1 J**	**1.9 J**	**8.8 J**	**18 J**	<200	< 50	**10 J**	**27 J**	**58**	**52**	**100**
Semivolatile Organic Compounds																					
Acenaphthene	µg/L	< 50	< 0.5	**2.1**	< 0.50	**13**	**12**	**0.19**	**0.29**	**43 D**	**12**	**24**	**24**	**40**	**30**	**21**	**3.4**	**13**	**32**	**37**	**27**
Acenaphthylene	µg/L	< 1.0	< 1	< 1.0	< 1.0	< 1.0	< 1.0	**0.82**	**0.20**	**1.7**	**0.42**	< 1.0	**0.19 J**	< 19	**1.0**	< 0.94	**0.35**	**0.71**	< 10	< 10	< 10
Anthracene	µg/L	**0.21**	< 0.05	**0.13**	< 0.05	**0.26**	**0.26**	< 0.19	< 0.19	**0.66**	**0.23**	< 1.0	**0.29**	< 19	**0.59**	< 0.94	**0.068 J**	**1.7**	< 10	< 10	< 10
Benz(a)anthracene	µg/L	< 0.05	< 0.05	< 0.05	< 0.05	< 0.05	< 0.05	< 0.19	< 0.19	< 0.095	< 0.11	< 1.0	< 0.11	< 19	<0.20	< 0.94	< 0.21	< 0.19	< 0.05	< 0.05	< 0.05
Benzo(a)pyrene	µg/L	< 0.05	< 0.05	< 0.05	< 0.05	< 0.05	< 0.05	< 0.19	< 0.19	< 0.095	< 0.11	< 1.0	< 0.11	< 19	<0.20	< 0.94	< 0.21	< 0.19	< 0.05	< 0.05	< 0.05
Benzo(b)fluoranthene	µg/L	< 0.1	< 0.1	< 0.10	< 0.10	< 0.10	< 0.10	< 0.19	< 0.19	< 0.095	< 0.11	< 1.0	< 0.11	< 19	<0.20	< 0.94	< 0.21	< 0.19	< 0.10	< 0.1	< 0.1
Benzo(g,h,i)perylene	µg/L	< 0.1	< 0.10	< 0.10	< 0.10	< 0.10	< 0.10	< 0.19	< 0.19	< 0.095	< 0.11	< 1.0	< 0.11	< 19	<0.20	< 0.94	< 0.21	< 0.19	< 10	< 10	< 10
Benzo(k)fluoranthene	µg/L	< 0.05	< 0.05	< 0.05	< 0.05	< 0.05	< 0.05	< 0.19	< 0.19	< 0.095	< 0.11	< 1.0	< 0.11	< 19	<0.20	< 0.94	< 0.21	< 0.19	< 10	< 10	< 10
Chrysene	µg/L	< 0.05	< 0.05	< 0.05	< 0.05	< 0.05	< 0.05	< 0.19	< 0.19	< 0.043	< 0.048	< 0.45	**0.059 J**	< 19	<0.20	< 0.94	< 0.21	< 0.19	< 0.05	< 0.05	< 0.05
Dibenzo(a,h)anthracene	µg/L	< 0.1	< 0.1	< 0.10	< 0.10	< 0.10	< 0.10	< 0.19	< 0.19	< 0.095	< 0.11	< 1.0	< 0.11	< 19	<0.20	< 0.94	< 0.21	< 0.19	< 0.10	< 0.1	< 0.1
Fluoranthene	µg/L	< 0.1	< 0.1	< 0.10	< 0.10	**0.12**	**0.11**	< 0.19	< 0.19	**0.28**	**0.12 J**	< 1.0	**0.12 J**	< 19	0.2	< 0.94	0.037 J	**0.098**	< 10	< 10	< 10
Fluorene	µg/L	**1.9**	< 0.10	**0.48**	< 0.10	**2.2**	**2.1**	**0.94**	**0.29**	**7.2**	**2.9**	**5.2**	**3.4**	< 19	**6.5**	**3.5**	**0.75**	**2.1**	< 10	< 10	< 10
Indeno(1,2,3-cd)pyrene	µg/L	< 0.05	< 0.05	< 0.05	< 0.05	< 0.05	< 0.05	< 0.19	< 0.19	< 0.095	< 0.11	< 1.0	< 0.11	< 19	< 0.20	< 0.94	< 0.21	< 0.19	< 0.05	< 0.05	< 0.05
Naphthalene	µg/L	**180**	**5.7**	**3.3**	< 0.50	**240**	**150**	**13**	**3.9**	**1,100 D**	**250**	**470**	**560**	**1,000**	**11 J**	**610**	**66**	**3.0**	**410**	**350**	**570**
Phenanthrene	µg/L	**1.4**	< 0.05	**0.7**	< 0.05	**1.8**	**1.7**	**1.1**	**0.48**	**5.8**	**1.7**	**3.1**	**2.2**	< 19	**4.3**	**2.2**	**0.46**	**1.7**	< 10	< 10	< 10
Pyrene	µg/L	**0.068**	< 0.05	**0.11**	< 0.05	**0.096**	**0.100**	< 0.19	< 0.19	**0.29**	**0.14 J**	< 1.0	**0.14 J**	< 19	<0.20	< 0.94	**0.043 J**	**0.11 J**	<10	< 10	< 10
Inorganic Compounds																					
Antimony	mg/L	< 0.02	< 0.02	< 0.02	< 0.02	< 0.02	< 0.02	< 0.02	< 0.02	< 0.0053	< 0.0053	< 0.0053	< 0.0053	< 0.020	< 0.020	< 0.020	< 0.020	< 0.02	< 0.02	< 0.02	< 0.02
Arsenic	mg/L	< 0.05	< 0.05	< 0.05	< 0.05	< 0.05	< 0.05	< 0.02	< 0.02	< 0.0046	< 0.0046	< 0.0046	< 0.0046	< 0.020	< 0.020	< 0.020	< 0.010	< 0.01	< 0.05	< 0.05	< 0.05
Barium	mg/L	**0.28**	**0.0606**	**0.0573**	**0.0662**	**0.244**	**0.237**	**0.14**	**0.094**	**0.30**	**0.30**	**0.27**	**0.30**	**0.31**	**0.30**	**0.32**	**0.26**	**0.31**	**0.321**	**0.294**	**0.314**
Beryllium	mg/L	< 0.01	< 0.01	< 0.01	< 0.01	< 0.01	< 0.01	< 0.0040	< 0.0040	< 0.00020	< 0.00020	< 0.00020	**0.00026 J**	< 0.0040	< 0.0040	< 0.0040	< 0.0040	< 0.004	< 0.01	< 0.01	< 0.01
Cadmium	mg/L	< 0.005	< 0.005	< 0.005	< 0.005	< 0.005	< 0.005	< 0.0050	< 0.0050	< 0.0020	< 0.0020	< 0.0020	< 0.0020	< 0.0050	< 0.0050	< 0.0050	< 0.0050	< 0.005	< 0.005	< 0.005	< 0.005
Chromium	mg/L	< 0.01	< 0.01	< 0.01	< 0.01	< 0.01	< 0.01	< 0.010	< 0.010	< 0.0012	< 0.0012	< 0.0012	< 0.0012	< 0.010	< 0.010	< 0.010	< 0.010	< 0.01	< 0.01	< 0.01	< 0.01
Copper	mg/L	**0.0225**	< 0.01	< 0.01	< 0.01	< 0.01	< 0.01	< 0.02	< 0.02	< 0.0019	< 0.0019	< 0.0019	**0.0030 JB**	< 0.020	< 0.020	< 0.020	< 0.020	< 0.02	< 0.01	< 0.01	< 0.01
Cyanide	mg/L	< 0.01	< 0.01	< 0.01	< 0.01	< 0.01	< 0.01	< 0.010	< 0.010	< 0.0050	**0.013**	**0.016**	< 0.0050	< 0.010	< 0.010	< 0.010	< 0.010	< 0.01	< 0.01	< 0.01	< 0.01
Lead	mg/L	< 0.01	< 0.01	< 0.01	< 0.01	< 0.01	< 0.01	< 0.010	< 0.010	< 0.0040	< 0.0040	< 0.0040	< 0.0040	< 0.010	< 0.010	< 0.010	< 0.0050	< 0.005	< 0.01	< 0.01	< 0.01
Mercury	mg/L	< 0.0002	< 0.00020	< 0.00020	< 0.00020	< 0.00020	< 0.00020	< 0.00020	< 0.00020	< 0.000091	< 0.000091	< 0.000091	< 0.000091	< 0.00020	< 0.00020	< 0.00020	< 0.00020	< 0.00020	< 0.00020	< 0.0002	< 0.0002
Nickel	mg/L	< 0.02	< 0.02	< 0.02	< 0.02	< 0.02	< 0.02	< 0.04	< 0.04	< 0.0023	**0.0029 J**	**0.0025 J**	< 0.0023	< 0.040	< 0.040	< 0.040	< 0.040	**0.0017 J**	< 0.02	< 0.02	< 0.02
Selenium	mg/L	< 0.02	< 0.02	< 0.02	< 0.02	< 0.02	< 0.02	< 0.020	< 0.020	< 0.0064	< 0.0064	< 0.0064	< 0.0064	< 0.020	< 0.020	< 0.020	< 0.010	< 0.01	< 0.02	< 0.02	< 0.02
Thallium	mg/L	< 0.02	< 0.02	< 0.02	< 0.02	< 0.02	< 0.02	< 0.0010	< 0.0010	< 0.00025	< 0.00025	< 0.00025	< 0.00025	< 0.0010	< 0.0010	< 0.0010	< 0.0010	< 0.001	< 1.00	< 1.00	< 1
Vanadium (fume or dust)	mg/L	< 0.01	< 0.01	< 0.01	< 0.01	< 0.01	< 0.01	< 0.010	< 0.010	< 0.0024	< 0.0024	< 0.0024	< 0.0024	< 0.010	< 0.010	< 0.010	< 0.010	< 0.01	< 0.01	< 0.01	< 0.01
Zinc	mg/L	< 0.02	< 0.02	< 0.02	< 0.02	< 0.02	< 0.02	< 0.020	< 0.020	< 0.0087	< 0.0087	< 0.0087	< 0.0087	< 0.020	< 0.020	< 0.020	< 0.020	< 0.02	< 0.02	< 0.02	< 0.02

Notes:
ISCO - *in-situ* chemical oxidation
** - Resampled in August 2007 for VOCs only

Data Qualifier Defintions:
-- - Not analyzed
B (Inorganics) - Estimated analyte concentration
D - Analyte concentration reported from secondary dilution
DB - Analyte concentration reported from secondary dilution; analyte detected in method blank
H - Holding time exceeded for sample
J - Estimated analyte concentration
JB (Organic) - Estimated analyte concentration; analyte detected in method blank
JM (Organic) - Estimated analyte concentration; spike sample recovery outside control limits
M (Organic) - Spike sample recovery outside control limits
N - Spike sample recovery outside of control limits
R - Sample data results rejected due to deficiencies in the ability to meet quality control standards
< - Analyte not detected at referenced detection limit
U - Analyte not detected at referenced detection limit
UJ - Analyte not detected; low method bias and/or matrix interference
UN - Analyte not detected; spiked sample recovery outside of control limits
UR - Analyte not detected; data rejected
UWN - Analyte not detected; post digestion spike and spike sample recovery outside control limits
Bold - Exceeds the laboratory detection limit

Appendix E-3
Summary of Historical Ground Water Sampling Data - Decommissioned Wells
Atlanta Gas Light Company
Former Manufactured Gas Plant Site
Augusta, Ga

Chemical Name	Location ID	MW-321	MW-321	MW-321	MW-321	MW-321	MW-321	MW-321	MW-321	MW-321	MW-321	MW-321	MW-321	MW-321	MW-321	MW-321	MW-321	MW-321
	Sample Date	7/11/2006	7/11/2006 DUP	1/14/2006	1/14/2006 DUP	7/21/2005	1/21/2005	7/16/2004	1/23/2004	1/23/2004 DUP	7/17/2003	7/17/2003 DUP	1/22/2003	1/22/2003 DUP	7/15/2002	1/22/2002	7/18/2001	1/22/2001
	Unit	Pre-Extraction																
Volatile Organic Compounds																		
Acetone	µg/L	50 R	50 R	2,500 U	2,500 U	500 U	1,200 U	1,200 U	1,200 U	1,200 U	1,300 U	1,300 U	1,200 U	1,200 U	250 U	250 U	**250 R**	250 U
Benzene	µg/L	**4,500**	**5,100**	**6,200**	**6,100**	**5,300**	**6,500**	**6,900**	**6,500**	**6,900**	**6,500**	**6,400**	**5,700**	**5,700**	**4,800 D**	**6,000 D**	**7,900 D**	**1,800**
Carbon Disulfide	µg/L	5 U	5 U	250 U	250 U	20 U	50 U	50 U	50 U	50 U	50 U	50 U	50 U	50 U	10 U	10 U	10 U	10 U
Ethylbenzene	µg/L	**340**	**380**	**1,300**	**1,200**	**1,200**	**1,400**	**1,400**	**1,500**	**1,500**	**1,400**	**1,400**	**1,000**	**980**	**1,100**	**1,100**	**1,600**	**360**
Methylene Chloride	µg/L	5 U	5 U	250 U	250 U	100 U	250 U	250 U	250 U	250 U	250 U	250 U	250 U	250 U	50 U	50 U	50 U	50 U
Toluene	µg/L	5 U	5 U	250 U	250 U	20 U	50 U	50 U	50 U	50 U	50 U	50 U	50 U	50 U	**12**	**10**	**110**	**9.6 J**
Trichloroethylene	µg/L	5 U	5 U	250 U	250 U	20 U	50 U	50 U	50 U	50 U	50 U	50 U	50 U	50 U	10 U	10 U	10 U	10 U
Xylenes, total	µg/L	**110**	**110**	500 U	500 U	**260**	**260**	**290**	**360**	**370**	**550**	**560**	**490**	**500**	**560**	**610**	**890**	**290**
Semivolatile Organic Compounds																		
2-Methylnaphthalene	µg/L	--	--	**280**	**330**	**270**	**240**	**230**	**320**	**330**	**280**	**250**	**170 DJ**	**180 DJ**	**38**	**360**	**320**	**300**
Acenaphthene	µg/L	**63**	**57**	**130**	**130**	**98**	**84**	80 U	**50**	**85**	**110**	**99**	**88**	**90**	**8.2 J**	**120**	**120**	**110**
Acenaphthylene	µg/L	10 U	10 U	16 U	20 U	20 U	40 U	80 U	**0.34**	**0.58**	10 U	10 U	**1.3 J**	**1.2 J**	**3.4 J**	10 U	50 U	10 U
Anthracene	µg/L	10 U	10 U	16 U	20 U	20 U	40 U	80 U	**2.5**	**2.3**	10 U	10 U	**1.7 J**	**1.8 J**	10 U	10 U	**2.1 J**	**2.5 J**
Benz(a)anthracene	µg/L	0.05 U	0.05 U	16 U	20 U	20 U	40 U	80 U	0.2 U	0.2 U	10 U	10 U	10 U	10 U	10 U	10 U	50 U	10 U
Benzo(a)pyrene	µg/L	0.05 U	0.05 U	16 U	20 U	20 U	40 U	80 U	0.2 U	0.2 U	10 U	10 U	10 U	10 U	10 U	10 U	50 U	10 U
Benzo(b)fluoranthene	µg/L	0.1 U	0.1 U	16 U	20 U	20 U	40 U	80 U	0.2 U	0.2 U	10 U	10 U	10 U	10 U	10 U	10 U	50 U	10 U
Benzo(g,h,i)perylene	µg/L	10 U	10 U	16 U	20 U	20 U	40 U	80 U	0.2 U	0.2 U	10 U	10 U	10 U	10 U	10 U	10 U	50 U	10 U
Benzo(k)fluoranthene	µg/L	10 U	10 U	16 U	20 U	20 U	40 U	80 U	0.2 U	0.2 U	10 U	10 U	10 U	10 U	10 U	10 U	50 U	10 U
Chrysene	µg/L	0.05 U	0.05 U	16 U	20 U	20 U	40 U	80 U	0.2 U	0.2 U	10 U	10 U	10 U	10 U	10 U	10 U	50 U	10 U
Dibenzo(a,h)anthracene	µg/L	0.1 U	0.1 U	16 U	20 U	20 U	40 U	80 U	0.2 U	0.2 U	10 U	10 U	10 U	10 U	10 U	10 U	50 U	10 U
Dibenzofuran	µg/L	--	--	80 U	100 U	20 U	40 U	80 U	**3.0**	**2.3**	10 U	10 U	**3.8 J**	**4.0 J**	**0.45 J**	**5.5 J**	**5.1 J**	**4.7 J**
Fluoranthene	µg/L	10 U	10 U	16 U	20 U	20 U	40 U	80 U	**0.96**	**0.89**	10 U	10 U	**0.78 J**	**0.85 J**	10 U	10 U	50 U	**0.97 J**
Fluorene	µg/L	**11**	10 U	**17**	20 U	20 U	40 U	80 U	**12**	**11**	**17**	**16**	**17**	**17**	**11 J**	**19 J**	**19 J**	**18**
Indeno(1,2,3-cd)pyrene	µg/L	0.05 U	0.05 U	16 U	20 U	20 U	40 U	80 U	0.2 U	0.2 U	10 U	10 U	10 U	10 U	10 U	10 U	50 U	10 U
Naphthalene	µg/L	**1,500 J**	**150 J**	**2,700**	**3,300**	**3,000**	**2,500**	**2,600**	**3,000**	**3,000**	**4,800**	**3,800**	**1,900 D**	**1,900 D**	**540 D**	**2,900 D**	**3,300D**	**4,000 D**
Phenanthrene	µg/L	10 U	10 U	**23**	**23**	20 U	40 U	80 U	**16**	**16**	**16**	**14**	**14**	**15**	**1.0 J**	**21 J**	**20 J**	**17**
Pyrene	µg/L	10 U	10 U	16 U	20 U	20 U	40 U	80 U	**0.99**	**0.92**	10 U	10 U	**0.82 J**	**0.72 J**	10 U	10 U	50 U	**0.94 J**
Inorganic Compounds																		
Aluminum (fume or dust)	mg/L	--	--	**0.293**	0.2 U	0.2 U	0.2 U	0.2 U	0.2 U	0.2 U	0.2 U	0.2 U	0.2 U	0.2 U	**0.22**	0.2 U	0.2 U	**0.031 BN**
Antimony	mg/L	0.02 U	0.02 U	0.01 U	0.01 U	0.006 U	0.02 U	0.02 U	0.02 U	0.02 U	0.02 U	0.02 U	0.02 U	0.02 U	0.02 U	0.02 U	0.02 U	0.02 U
Arsenic	mg/L	0.05 U	0.05 U	0.01 U	0.01 U	0.01 U	0.01 U	0.01 U	0.01 U	0.01 U	0.01 U	0.01 U	0.01 U	0.01 U	0.01 U	0.01 U	0.01 U	0.01 U
Barium	mg/L	**0.325**	**0.309**	**0.288**	**0.281**	**0.283**	**0.27**	**0.27**	**0.26**	**0.24**	**0.25**	**0.25**	**0.26**	**0.26**	**0.31**	**0.24**	**0.23**	**0.25**
Beryllium	mg/L	0.01 U	0.01 U	0.005 U	0.005 U	0.004 U	0.004 U	0.004 U	0.004 U	0.004 U	0.004 U	0.004 U	0.004 U	0.004 U	0.004 U	0.004 U	0.004 U	0.004 U
Cadmium	mg/L	0.005 U	0.005 U	0.002 U	0.002 U	0.005 U	0.005 U	0.005 U	0.005 U	0.005 U	0.005 U	0.005 U	0.005 U	0.005 U	0.005 U	0.005 U	0.005 U	0.005 U
Calcium metal	mg/L	--	--	**40.7**	**39**	**38.1**	**38**	**35**	**36**	**35**	**32**	**33**	**33**	**33**	**35**	**31**	**31**	**32**
Chromium	mg/L	0.01 U	0.01 U	0.005 U	0.005 U	0.01 U	0.01 U	0.01 U	0.01 U	0.01 U	0.01 U	0.01 U	**0.0049 B**	**0.0052 B**	**0.0066 B**	0.01 U	0.01 U	**0.0018 B**
Cobalt	mg/L	--	--	0.007 U	0.007 U	0.01 U	0.01 U	0.01 U	0.01 U	0.01 U	0.01 U	0.01 U	0.01 U	0.01 U	0.01 U	0.01 U	0.01 U	0.01 U
Copper	mg/L	0.01 U	0.01 U	0.025 U	0.025 U	0.02 U	0.02 U	0.02 U	0.02 U	0.02 U	0.02 U	0.02 U	**0.0025 B**	**0.0021 B**	**0.0027 B**	**0.0012 B**	0.02 U	0.02 U
Cyanide	mg/L	0.01 U	0.01 U	0.01 U	0.01 U	0.01 U	0.01 U	0.01 U	0.01 U	0.01 U	0.015 U	0.015 U	0.01 U	0.01 U	0.01 U	0.01 U	0.01 U	0.01 U
Iron	mg/L	--	--	**0.529**	**0.523**	**0.526**	**0.49**	**0.43**	**0.46**	**0.45**	**0.41**	**0.37**	**0.4**	**0.43**	**0.72 N**	**0.43**	**0.41**	**0.45**
Lead	mg/L	0.01 U	0.01 U	0.003 U	0.003 U	0.005 U	0.005 U	0.005 U	0.005 U	0.005 U	0.005 U	0.005 U	0.005 U	0.005 U	0.005 U	0.005 U	0.005 U	0.005 U
Magnesium	mg/L	--	--	**16.9**	**16.6**	**15.4**	**16**	**14**	**14**	**14**	**14**	**15**	**14**	**14**	**14**	**13**	**13**	**13**
Manganese	mg/L	--	--	**0.308**	**0.301**	**0.307**	**0.31**	**0.29**	**0.29**	**0.27**	**0.27**	**0.27**	**0.26**	**0.26**	**0.31**	**0.25**	**0.25**	**0.27**
Mercury	mg/L	0.0002 U	0.0002 U	0.0002 U	0.0002 U	0.0002 U	0.0002 U	0.0002 U	0.0002 U	0.0002 U	0.0002 UJ	0.0002 UJ	**0.000097 B**	**0.00009 B**	0.0002 U	0.0002 U	0.0002 U	0.00020 U
Nickel	mg/L	0.02 U	0.02 U	0.04 U	0.04 U	0.04 U	0.04 U	0.04 U	0.04 U	0.04 U	0.04 U	0.04 U	0.04 U	0.04 U	**0.0057 B**	0.04 U	0.04 U	0.04 U
Potassium	mg/L	--	--	5 U	5 U	**3.19**	**3.7**	**3.7**	**3.5**	**3.3**	**3.2**	**3.6**	**5.4**	**5.5**	**8.5**	**3**	**3.1**	**3.1**
Selenium	mg/L	0.02 U	0.02 U	0.005 U	0.005 U	0.01 U	0.01 U	0.01 U	0.01 U	0.01 U	0.01 U	0.01 U	0.01 U	0.01 U	**0.0049 B**	0.01 U	0.01 U	0.01 U
Sodium	mg/L	--	--	**16.7**	**16.2**	**17**	**15**	**15**	**15**	**15**	**15**	**16**	**15**	**15**	**15**	**15**	**14**	**14**
Thallium	mg/L	0.001 U	0.001 U	0.001 U	0.001 U	0.001 U	0.002 U	0.002 U	0.001 U	0.001 U	0.002 U	0.002 U	0.002 U	0.002 U	0.002 UWN	0.002 U	0.002 U	0.002 U
Vanadium (fume or dust)	mg/L	0.01 U	0.01 U	0.007 U	0.007 U	0.01 U	0.01 U	0.01 U	0.01 U	0.01 U	0.01 U	0.01 U	0.01 U	0.01 U	0.01 U	0.01 U	0.01 U	0.01 U
Zinc	mg/L	0.02 U	0.02 U	0.02 U	0.02 U	0.02 U	0.02 U	0.02 U	0.02 U	0.02 U	**0.03**	**0.07**	**0.012 B**	**0.016 B**	0.02 U	0.02 U	0.02 U	0.02 U

Notes:
ISCO - *in-situ* chemical oxidation
** - Resampled in August 2007 for VOCs only

Data Qualifier Defintions:
-- - Not analyzed
B (Inorganics) - Estimated analyte concentration
D - Analyte concentration reported from secondary dilution
DB - Analyte concentration reported from secondary dilution; analyte detected in method blank
H - Holding time exceeded for sample
J - Estimated analyte concentration
JB (Organic) - Estimated analyte concentration; analyte detected in method blank
JM (Organic) - Estimated analyte concentration; spike sample recovery outside control limits
M (Organic) - Spike sample recovery outside control limits
N - Spike sample recovery outside of control limits
R - Sample data results rejected due to deficiencies in the ability to meet quality control standards
< - Analyte not detected at referenced detection limit
U - Analyte not detected at referenced detection limit
UJ - Analyte not detected; low method bias and/or matrix interference
UN - Analyte not detected; spiked sample recovery outside of control limits
UR - Analyte not detected; data rejected
UWN - Analyte not detected; post digestion spike and spike sample recovery outside control limits
Bold - Exceeds the laboratory detection limit

Appendix E-3
Summary of Historical Ground Water Sampling Data - Decommissioned Wells
Atlanta Gas Light Company
Former Manufactured Gas Plant Site
Augusta, Ga

Chemical Name	Location ID	MW-324	MW-324	MW-324	MW-324	MW-324	MW-324	MW-324	MW-324	MW-324	MW-324	MW-324	MW-324	MW-324	MW-324	MW-324	MW-324	MW-324	MW-324
	Sample Date	7/29/2015	1/13/2015	7/14/2014	1/8/2014	7/10/2013	1/9/2013	7/25/2012	1/24/2012	7/5/2011	1/19/2011	7/15/2010	1/7/2010	7/29/2009	1/15/2009	7/18/2008	1/10/2008	7/10/2007	2/14/2007
	Unit	Post-Extraction	During Extraction																
Volatile Organic Compounds																			
Acetone	µg/L	< 50	< 50	< 50	< 50	< 50	< 100	< 100	< 50	< 5.0	< 5.0	< 2000	< 100	< 100	< 1000	< 100	< 50	< 50	< 50
Benzene	µg/L	< 5.0	< 5.0	< 5.0	< 5.0	< 5.0	< 5.0	**20**	**1,200 J H**	< 0.25	**11**	**1,600**	**6,400 D**	< 5.0	**870**	**80**	**18**	**2,300**	**3,700**
Carbon Disulfide	µg/L	< 5.0	< 5.0	< 5.0	< 5.0	< 5.0	< 5.0	< 5.0	< 6.0	< 0.60	**2.4 J**	< 100	< 5.0	< 5.0	< 50	< 5.0	< 5.0	< 5	< 5
Ethylbenzene	µg/L	< 5.0	< 5.0	< 5.0	< 5.0	< 5.0	< 5.0	< 5.0	**25 J**	< 0.11	**2.5 J**	**190**	**900**	< 5.0	**110**	**9.1**	< 5.0	**160**	**440**
Methylene Chloride	µg/L	< 5.0	< 5.0	< 5.0	< 5.0	< 5.0	< 5.0	< 5.0	< 10	< 1.0	< 1.0	< 100	< 5.0	< 5.0	< 50	< 5.0	< 5.0	< 5	< 5
Toluene	µg/L	< 5.0	< 5.0	< 5.0	< 5.0	< 5.0	< 5.0	< 5.0	**7.4 J**	< 0.33	**1.2 J**	7.4 J	**52**	< 5.0	**4.4 JB**	**0.75 J**	< 5.0	**19**	**24**
Trichloroethylene	µg/L	< 5.0	< 5.0	< 5.0	< 5.0	< 5.0	< 5.0	< 5.0	< 1.3	< 0.13	< 0.13	< 100	< 5.0	< 5.0	< 50	< 5.0	< 5.0	< 5	< 5
Xylenes, total	µg/L	< 5.0	< 5.0	< 5.0	< 5.0	< 5.0	< 5.0	< 5.0	**29 J**	< 0.20	**0.44 J**	**25 J**	**150**	< 5.0	**14 J**	**2.1**	< 5.0	**49**	**140**
Semivolatile Organic Compounds																			
Acenaphthene	µg/L	< 0.5	< 0.5	< 0.50	< 0.50	< 0.50	< 0.19	**0.35**	**0.24**	< 0.11	< 0.099	< 19	**49**	< 0.19 *	**3.5 J**	**0.4**	< 10	**21**	**36**
Acenaphthylene	µg/L	< 1.0	< 1	< 1.0	< 1.0	< 1.0	< 0.19	< 0.19	< 0.095	< 0.11	< 0.099	< 19	**0.96**	< 0.19	< 3.9	< 0.20	< 10	< 10	< 10
Anthracene	µg/L	< 0.05	< 0.05	< 0.05	< 0.05	< 0.05	< 0.19	< 0.19	< 0.095	< 0.11	< 0.099	< 19	**1.2**	< 0.19	< 3.9	< 0.20	< 10	< 10	< 10
Benz(a)anthracene	µg/L	< 0.05	< 0.05	< 0.05	< 0.05	< 0.05	< 0.19	< 0.19	< 0.095	< 0.11	< 0.099	< 19	< 0.20	< 0.19	< 3.9	< 0.20	< 0.05	< 0.05	< 0.05
Benzo(a)pyrene	µg/L	< 0.05	< 0.05	< 0.05	< 0.05	< 0.05	< 0.19	< 0.19	< 0.095	< 0.11	< 0.099	< 19	< 0.20	< 0.19	< 3.9	< 0.20	< 0.05	< 0.05	< 0.05
Benzo(b)fluoranthene	µg/L	< 0.1	< 0.10	< 0.10	< 0.10	< 0.10	< 0.19	< 0.19	< 0.095	< 0.11	< 0.099	< 19	< 0.20	< 0.19	< 3.9	< 0.20	< 0.10	< 0.1	< 0.1
Benzo(g,h,i)perylene	µg/L	< 0.1	< 0.10	< 0.10	< 0.10	< 0.10	< 0.19	< 0.19	< 0.095	< 0.11	< 0.099	< 19	< 0.20	< 0.19	< 3.9	< 0.20	< 10	< 10	< 10
Benzo(k)fluoranthene	µg/L	< 0.05	< 0.05	< 0.05	< 0.05	< 0.05	< 0.19	< 0.19	< 0.095	< 0.11	< 0.099	< 19	< 0.20	< 0.19	< 3.9	< 0.20	< 10	< 10	< 10
Chrysene	µg/L	< 0.05	< 0.05	< 0.05	< 0.05	< 0.05	< 0.19	< 0.19	< 0.043	< 0.050	< 0.044	< 19	< 0.20	< 0.19	< 3.9	< 0.20	< 0.05	< 0.05	< 0.05
Dibenzo(a,h)anthracene	µg/L	< 0.1	< 0.10	< 0.10	< 0.10	< 0.10	< 0.19	< 0.19	< 0.095	< 0.11	< 0.099	< 19	< 0.20	< 0.19	< 3.9	< 0.20	< 0.10	< 0.1	< 0.1
Fluoranthene	µg/L	< 0.1	< 0.10	< 0.10	< 0.10	< 0.10	< 0.19	< 0.19	< 0.095	< 0.11	< 0.099	< 19	**0.87**	< 0.19	< 3.9	< 0.20	< 10	< 10	< 10
Fluorene	µg/L	< 0.1	< 0.1	< 0.10	< 0.10	< 0.10	< 0.19	< 0.19	< 0.095	< 0.11	< 0.099	< 19	**8.7**	< 0.19	**0.54 J**	**0.055**	< 10	< 10	< 10
Indeno(1,2,3-cd)pyrene	µg/L	< 0.05	< 0.05	< 0.05	< 0.05	< 0.05	< 0.19	< 0.19	< 0.095	< 0.11	< 0.099	< 19	< 0.20	< 0.19	< 3.9	< 0.20	< 0.05	< 0.05	< 0.05
Naphthalene	µg/L	**1.4**	**5.3**	**0.7**	**0.98**	< 0.50	**0.70**	**3.9**	**6.1**	< 0.11	**1.6**	**290**	**1,600**	< 0.19	**11 J**	**0.15**	< 10	**290**	**760**
Phenanthrene	µg/L	< 0.05	< 0.05	< 0.05	< 0.05	< 0.05	< 0.19	< 0.19	**0.15 J**	< 0.11	< 0.099 *	< 19	**8.1**	< 0.19	**0.68 J**	**0.065**	< 10	< 10	< 10
Pyrene	µg/L	< 0.05	< 0.05	< 0.05	< 0.05	< 0.05	< 0.19	< 0.19	< 0.095	< 0.11	< 0.099	< 19	**0.87**	< 0.19	< 3.9	**0.034**	< 10	< 10	< 10
Inorganic Compounds																			
Antimony	mg/L	< 0.02	< 0.02	< 0.02	< 0.02	< 0.02	< 0.02	< 0.02	< 0.0053	< 0.0053	< 0.0053	< 0.020	< 0.020	< 0.020	< 0.020	< 0.02	< 0.02	< 0.02	< 0.02
Arsenic	mg/L	< 0.05	< 0.05	< 0.05	< 0.05	< 0.05	< 0.02	< 0.02	< 0.0046	< 0.0046	< 0.0046	< 0.020	< 0.020	< 0.020	< 0.010	< 0.01	< 0.05	< 0.05	< 0.05
Barium	mg/L	**0.0572**	**0.0232**	**0.0657**	**0.0674**	**0.0693**	**0.061**	**0.089**	**0.081**	**0.079**	**0.078**	**0.072**	**0.21**	**0.066**	**0.082**	**0.076**	**0.0690**	**0.0849**	**0.181**
Beryllium	mg/L	< 0.01	< 0.01	< 0.01	< 0.01	< 0.01	< 0.0040	< 0.0040	< 0.00020	< 0.00020	**0.00022 JB**	< 0.0040	< 0.0040	< 0.0040	< 0.0040	< 0.004	< 0.01	< 0.01	< 0.01
Cadmium	mg/L	< 0.005	< 0.005	< 0.005	< 0.005	**0.0066**	**0.0073**	< 0.0050	< 0.0020	**0.0020 J**	**0.0020 J**	< 0.0050	< 0.0050	< 0.0050	**0.00069 J**	< 0.005	< 0.005	< 0.005	< 0.005
Chromium	mg/L	< 0.01	< 0.01	< 0.01	< 0.01	< 0.01	< 0.010	< 0.010	< 0.0012	**0.0043 J**	**0.0013 J**	< 0.010	< 0.010	< 0.010	**0.0028 J**	< 0.01	< 0.01	< 0.01	< 0.01
Copper	mg/L	< 0.01	< 0.01	**0.0176**	**0.0161**	**0.0192**	< 0.02	< 0.02	**0.0040 J**	**0.0064 J**	**0.0098 JB**	< 0.020	< 0.020	< 0.020	**0.013 J**	**0.0097 J**	< 0.01	< 0.01	< 0.01
Cyanide	mg/L	< 0.01	< 0.01	< 0.01	< 0.01	< 0.01	< 0.010	< 0.010	< 0.0050	**0.0095 J**	< 0.0050	< 0.010	< 0.010	< 0.010	< 0.010	< 0.01	< 0.01	< 0.01	< 0.01
Lead	mg/L	< 0.01	< 0.01	< 0.01	< 0.01	< 0.01	< 0.010	< 0.010	< 0.0040	< 0.0040	< 0.0040	< 0.010	< 0.010	< 0.010	< 0.0050	**0.0031 J**	< 0.01	< 0.01	< 0.01
Mercury	mg/L	< 0.0002	< 0.00020	< 0.00020	< 0.00020	< 0.00020	< 0.00020	< 0.00020	< 0.000091	< 0.000091	< 0.000091	< 0.00020	< 0.00020	< 0.00020	< 0.00020	< 0.00020	< 0.00020	< 0.0002	< 0.0002
Nickel	mg/L	< 0.02	< 0.02	< 0.02	< 0.02	< 0.02	< 0.04	< 0.04	**0.0028 J**	**0.0029 J**	**0.0034 J**	< 0.040	< 0.040	< 0.040	**0.0088 J**	**0.0069 J**	< 0.02	< 0.02	< 0.02
Selenium	mg/L	< 0.02	< 0.02	< 0.02	< 0.02	< 0.02	< 0.020	< 0.020	< 0.0064	< 0.0064	< 0.0064	< 0.020	< 0.020	< 0.020	< 0.010	< 0.01	< 0.02	< 0.02	< 0.02
Thallium	mg/L	< 0.02	< 0.02	< 0.02	< 0.02	< 0.02	< 0.0010	< 0.0010	< 0.00025	< 0.00025	< 0.00025	< 0.0010	< 0.0010	< 0.0010	< 0.0010	< 0.001	< 1.00	< 1.00	< 1
Vanadium (fume or dust)	mg/L	< 0.01	< 0.01	< 0.01	< 0.01	< 0.01	< 0.010	< 0.010	< 0.0024	< 0.0024	< 0.0024	< 0.010	< 0.010	< 0.010	**0.0052 J**	**0.0042 J**	< 0.01	< 0.01	< 0.01
Zinc	mg/L	< 0.02	**0.0205**	< 0.02	< 0.02	**0.0337**	< 0.020	< 0.020	< 0.0087	**0.0091 J**	< 0.0087	< 0.020	< 0.020	< 0.020	**0.033**	**0.018 J**	< 0.02	< 0.02	< 0.02

Notes:
ISCO - *in-situ* chemical oxidation
** - Resampled in August 2007 for VOCs only

Data Qualifier Defintions:
-- - Not analyzed
B (Inorganics) - Estimated analyte concentration
D - Analyte concentration reported from secondary dilution
DB - Analyte concentration reported from secondary dilution; analyte detected in method blank
H - Holding time exceeded for sample
J - Estimated analyte concentration
JB (Organic) - Estimated analyte concentration; analyte detected in method blank
JM (Organic) - Estimated analyte concentration; spike sample recovery outside control limits
M (Organic) - Spike sample recovery outside control limits
N - Spike sample recovery outside of control limits
R - Sample data results rejected due to deficiencies in the ability to meet quality control standards
< - Analyte not detected at referenced detection limit
U - Analyte not detected at referenced detection limit
UJ - Analyte not detected; low method bias and/or matrix interference
UN - Analyte not detected; spiked sample recovery outside of control limits
UR - Analyte not detected; data rejected
UWN - Analyte not detected; post digestion spike and spike sample recovery outside control limits
Bold - Exceeds the laboratory detection limit

Appendix E-3
Summary of Historical Ground Water Sampling Data - Decommissioned Wells
Atlanta Gas Light Company
Former Manufactured Gas Plant Site
Augusta, Ga

Chemical Name	Location ID	MW-324	MW-324	MW-324	MW-324	MW-324	MW-324	MW-324	MW-324	MW-324	MW-324	MW-324	MW-324	MW-324
	Sample Date	7/11/2006	1/14/2006	01/06 DUP	7/22/2005	1/19/2005	7/16/2004	1/23/2004	7/17/2003	1/22/2003	7/11/2002	07/02 DUP	1/23/2002	7/18/2001
	Unit	Pre-Extraction												
Volatile Organic Compounds														
Acetone	µg/L	50 U	5,000 U	5,000 U	830 U	2,500 U	2,500 U	2,500 U	630 U	5,000 U	5,000 U	5,000 U	5,000 U	**5,000 R**
Benzene	µg/L	**1,900**	**13,000**	**13,000**	**14,000**	**12,000**	**14,000**	**16,000**	**15,000**	**14,000**	**15,000**	**12,000**	**16,000**	**15,000**
Carbon Disulfide	µg/L	5 U	500 U	500 U	33 U	100 U	100 U	100 U	25 U	200 U	200 U	200 U	200 U	200 U
Ethylbenzene	µg/L	**89**	**2,000**	**2,100**	**2,100**	**2,500**	**2,500**	**2,600**	**2,500**	**2,400**	**2,500**	**2,500**	**2,800**	**2,700**
Methylene Chloride	µg/L	5 U	500 U	500 U	170 U	500 U	500 U	500 U	130 U	1,000 U	1,000 U	1,000 U	1,000 U	1,000 U
Toluene	µg/L	**29**	500 U	500 U	**520**	**540**	**320**	**720**	**1,100**	**1,400**	**1,200**	**1,300**	**1,900**	**2,600**
Trichloroethylene	µg/L	5 U	500 U	500 U	33 U	100 U	100 U	100 U	25 U	200 U	200 U	200 U	200 U	200 U
Xylenes, total	µg/L	**90**	**1,000**	**1,100**	**1,500**	**1,600**	**1,500**	**1,800**	**1,700**	**1,800**	**1,700**	**1,800**	**2,300**	**2,400**
Semivolatile Organic Compounds														
2-Methylnaphthalene	µg/L	--	**430**	**490**	**390**	**320**	**290**	**390**	**370 J M**	**700**	**480**	**440**	**770**	**670**
Acenaphthene	µg/L	**20**	**180**	**180**	**120**	**110**	**110**	**110**	**120 J M**	**230**	**180**	**160**	**230**	**230**
Acenaphthylene	µg/L	10 U	20 U	20 U	20 U	100 U	80 U	**4.0**	**11**	**21 J**	**9.7 J**	**9.4 J**	100 U	**28 J**
Anthracene	µg/L	10 U	20 U	20 U	20 U	100 U	80 U	2.0 U	10 U	**4.8 J**	**4.9 J**	**4.6 J**	**4.5 J**	**3.8 J**
Benz(a)anthracene	µg/L	0.05 U	20 U	20 U	20 U	100 U	80 U	2.0 U	10 U	100 U	100 U	100 U	100 U	50 U
Benzo(a)pyrene	µg/L	0.05 U	20 U	20 U	20 U	100 U	80 U	2.0 U	10 U	100 U	100 U	100 U	100 U	50 U
Benzo(b)fluoranthene	µg/L	0.1 U	20 U	20 U	20 U	100 U	80 U	2.0 U	10 U	100 U	100 U	100 U	100 U	50 U
Benzo(g,h,i)perylene	µg/L	10 U	20 U	20 U	20 U	100 U	80 U	2.0 U	10 U	100 U	100 U	100 U	100 U	50 U
Benzo(k)fluoranthene	µg/L	10 U	20 U	20 U	20 U	100 U	80 U	2.0 U	10 U	100 U	100 U	100 U	100 U	50 U
Chrysene	µg/L	0.05 U	20 U	20 U	20 U	100 U	80 U	2.0 U	10 U	100 U	100 U	100 U	100 U	50 U
Dibenzo(a,h)anthracene	µg/L	0.1 U	20 U	20 U	20 U	100 U	80 U	2.0 U	10 U	100 U	100 U	100 U	100 U	50 U
Dibenzofuran	µg/L	--	20 U	100 U	20 U	100 U	80 U	2.0 U	10 U	**8.8 J**	**6.6 J**	**6.7 J**	**11 J**	**8.9 J**
Fluoranthene	µg/L	10 U	20 U	20 U	20 U	100 U	80 U	2.0 U	10 U	100 U	100 U	100 U	100 U	50 U
Fluorene	µg/L	10 U	**23**	**24**	20 U	100 U	80 U	**23**	**21**	**35 J**	**29 J**	**26 J**	**38 J**	**35 J**
Indeno(1,2,3-cd)pyrene	µg/L	0.05 U	20 U	20 U	20 U	100 U	80 U	2.0 U	10 U	100 U	100 U	100 U	100 U	50 U
Naphthalene	µg/L	**170**	**4,400**	**4,300**	**3,500**	**3,700**	**3,600**	**4,600**	**4,400 J M**	**7,500 D**	**5,000 D**	**4,400 D**	**5,900 D**	**8,600 D**
Phenanthrene	µg/L	10 U	**27**	**28**	20 U	100 U	80 U	**22**	**18**	**36 J**	**26 J**	**26 J**	**41 J**	**34 J**
Pyrene	µg/L	10 U	20 U	20 U	20 U	100 U	80 U	2.0 U	10 U	100 U	100 U	100 U	100 U	50 U
Inorganic Compounds														
Aluminum (fume or dust)	mg/L	--	**0.303**	0.2 U	0.2 U	0.2 U	0.2 U	0.2 U	0.2 U	0.2 U	0.2 U	0.2 U	0.2 U	**0.058 B**
Antimony	mg/L	0.02 U	0.01 U	0.01 U	0.006 U	0.02 U	0.006 U	0.02 U	0.02 U	0.02 U	0.02 U	0.02 U	0.02 U	0.02 U
Arsenic	mg/L	0.05 U	0.01 U	0.01 U	0.01 U	0.01 U	0.01 U	0.01 U	0.01 U	0.01 U	0.01 U	0.01 U	0.01 U	0.01 U
Barium	mg/L	**0.0682**	**0.243**	**0.239**	**0.237**	**0.24**	**0.23**	**0.21**	**0.21**	**0.22**	**0.24**	**0.24**	**0.22**	**0.22**
Beryllium	mg/L	0.01 U	0.005 U	0.005 U	0.004 U	0.004 U	0.004 U	0.004 U	0.004 U	0.004 U	0.004 U	0.004 U	0.004 U	0.004 U
Cadmium	mg/L	0.005 U	0.002 U	0.002 U	0.005 U	0.005 U	0.005 U	0.005 U	0.005 U	0.005 U	0.005 U	0.005 U	0.005 U	0.005 U
Calcium metal	mg/L	--	**40.9**	**39.8**	**43.2**	**38**	**37**	**37**	**33**	**35**	**34**	**34**	**35**	**44**
Chromium	mg/L	0.01 U	0.005 U	0.005 U	0.01 U	0.01 U	0.01 U	0.01 U	0.01 UJ	0.01 U	0.01 U	0.01 U	0.01 U	0.01 U
Cobalt	mg/L	--	0.007 U	0.007 U	0.01 U	0.01 U	0.01 U	0.01 U	0.01 U	0.01 U	0.01 U	0.01 U	0.01 U	0.01 U
Copper	mg/L	0.01 U	0.025 U	0.025 U	0.02 U	0.02 U	0.02 U	0.02 U	0.02 U	**0.0015 B**	**0.00092 B**	0.02 U	**0.0017 B**	0.02 U
Cyanide	mg/L	0.01 U	0.01 U	0.01 U	0.01 U	0.01 U	0.01 U	0.01 U	0.015 U	0.01 U	**0.11**	0.01 U	0.01 U	0.01 U
Iron	mg/L	--	**0.62**	**0.516**	**0.533**	**0.48**	**0.46**	**0.37**	**0.38**	**0.36**	**0.33**	**0.31**	**0.37**	**0.37**
Lead	mg/L	0.01 U	0.003 U	0.003 U	0.005 U	0.005 U	0.005 U	0.005 U	0.005 U	**0.0019 B**	0.005 U	0.005 U	0.005 U	0.005 U
Magnesium	mg/L	--	**13.8**	**13.6**	**14.1**	**13**	**12**	**11**	**11**	**11**	**11**	**11**	**11**	**10**
Manganese	mg/L	--	**0.33**	**0.324**	**0.333**	**0.34**	**0.32**	**0.29**	**0.28**	**0.28**	**0.29**	**0.29**	**0.26**	**0.23**
Mercury	mg/L	0.0002 U	0.0002 U	0.0002 U	0.0002 U	0.0002 U	0.0002 U	0.0002 U	0.0002 UJ	**0.000095 B**	0.0002 U	0.0002 U	0.0002 U	0.0002 U
Nickel	mg/L	0.02 U	0.04 U	0.04 U	0.04 U	0.04 U	0.04 U	0.04 U	0.04 U	0.04 U	0.04 U	0.04 U	0.04 U	0.04 U
Potassium	mg/L	--	5 U	5 U	**3.58**	**3.7**	**3.7**	**4.4**	**3.1**	**3.4**	**3.6**	**3.6**	**3.3**	**4.4**
Selenium	mg/L	0.02 U	0.005 U	0.005 U	0.01 U	0.01 U	0.01 U	0.01 U	0.01 U	0.01 U	0.01 U	0.01 U	**0.006 B**	0.01 U
Sodium	mg/L	--	**16.3**	**16.1**	**17.9**	**15**	**15**	**18**	**15**	**15**	**17**	**17**	**15**	**16**
Thallium	mg/L	0.001 U	0.001 U	0.001 U	0.001 U	0.002 U	0.001 U	0.001 U	0.002 UJ	0.002 U	0.002 UN	0.002 UN	0.002 U	0.002 U
Vanadium (fume or dust)	mg/L	0.01 U	0.007 U	0.007 U	0.01 U	0.01 U	0.01 U	0.01 U	0.01 U	0.01 U	0.01 U	0.01 U	0.01 U	0.01 U
Zinc	mg/L	0.02 U	0.02 U	0.02 U	0.02 U	0.02 U	0.02 U	0.02 U	**0.02**	**0.019 B**	0.02 U	0.02 U	0.02 U	0.02 U

Notes:
ISCO - *in-situ* chemical oxidation
** - Resampled in August 2007 for VOCs only

Data Qualifier Defintions:
-- - Not analyzed
B (Inorganics) - Estimated analyte concentration
D - Analyte concentration reported from secondary dilution
DB - Analyte concentration reported from secondary dilution; analyte detected in method blank
H - Holding time exceeded for sample
J - Estimated analyte concentration
JB (Organic) - Estimated analyte concentration; analyte detected in method blank
JM (Organic) - Estimated analyte concentration; spike sample recovery outside control limits
M (Organic) - Spike sample recovery outside control limits
N - Spike sample recovery outside of control limits
R - Sample data results rejected due to deficiencies in the ability to meet quality control standards
< - Analyte not detected at referenced detection limit
U - Analyte not detected at referenced detection limit
UJ - Analyte not detected; low method bias and/or matrix interference
UN - Analyte not detected; spiked sample recovery outside of control limits
UR - Analyte not detected; data rejected
UWN - Analyte not detected; post digestion spike and spike sample recovery outside control limits
Bold - Exceeds the laboratory detection limit

Appendix E-3
Summary of Historical Ground Water Sampling Data - Decommissioned Wells
Atlanta Gas Light Company
Former Manufactured Gas Plant Site
Augusta, Ga

Chemical Name	Location ID	MW-401D	MW-401D	MW-401D	MW-401D	MW-401D	MW-401D	MW-401D	MW-401D	MW-401D	MW-401D	MW-401D	MW-401D	MW-401D	MW-401D	MW-401D	MW-401D	MW-401D	MW-401D	MW-401D	MW-401D	MW-401D	MW-401D	MW-401D	MW-401D	MW-401D	MW-401D	MW-401D	MW-401D	MW-401D	MW-401D	MW-401D	MW-401D	MW-401D	MW-401D	MW-401D
	Sample Date	7/27/2017	7/27/2017 DUP	1/26/2017	7/28/2016	1/21/2016	7/30/2015	1/14/2015	7/17/2014	1/13/2014	7/10/2013	1/9/2013	7/24/2012	1/18/2012	7/6/2011	1/19/2011	7/20/2010	1/6/2010	7/23/2009	1/13/2009	7/17/2008	1/8/2008	7/11/2007	2/13/2007	7/13/2006	1/13/2006	7/19/2005	7/19/2005 DUP	1/18/2005	1/18/2005 DUP	7/12/2004	7/12/2004 DUP	1/23/2004	1/23/2004 DUP	7/15/2003	7/15/2003 DUP	1/16/2003	1/16/2003 DUP
	Unit	Post-ISCO																								Pre-ISCO										
Field Parameters																																				
Conductivity	mS/cm	0.348	0.348	0.37	0.34	0.442	458	0.513	0.316	0.248	0.286	0.245	0.278	0.245	0.313	1.6	0.323	0.278	0.285	0.9	0.375	0.377	0.352	0.419	0.338	--	--	--	--	--	--	--	--	--	--	--	--
Dissolved Oxygen (YSI)	mg/L	0.29	0.29	1.49	0.17	0.88	0.37	1.33	1.28	0.99	1.60	0.45	1.25	0.58	0.94	6.21	0.71	0.51	4.54	5.82	0.79	0.40	0.43	1.30	0.58	--	--	--	--	--	--	--	--	--	--	--	--
Oxidation Reduction Potential	mV	116.5	116.5	164.4	141.9	208.4	126.7	-41.9	193.2	151.9	126.4	168.0	344.0	232.7	107.1	236.7	-7.4	-16.9	-228	281.3	116.3	290.3	247.3	230.4	218.3	--	--	--	--	--	--	--	--	--	--	--	--
pH	SU	6.15	6.15	6.21	6.29	6.38	6.26	6.17	6.04	6.03	6.13	6.13	6.15	2.89	5.71	0.313	6.06	6.16	5.94	0.348	5.92	5.97	5.94	5.81	5.92	--	--	--	--	--	--	--	--	--	--	--	--
Temperature	Celsius	23.42	23.42	20.3	23.6	18.89	29.6	14.7	21.69	19.99	21.11	20.41	24.68	20.42	26.64	20.07	23.18	17.02	21.98	20.11	21.33	20.57	21.90	21.22	20.63	--	--	--	--	--	--	--	--	--	--	--	--
Turbidity	NTU	1.41	1.41	1.56	2.68	1.04	3.04	5.05	1.16	7.97	1.11	1.70	1.33	0.79	8.67	0.36	2.1	2.08	0.71	3.1	2.87	0.91	0.71	0.34	0.37	--	--	--	--	--	--	--	--	--	--	--	--
Monitored Natural Attenuation Parameters																																				
Carbon Dioxide	µg/L	--	--	--	--	--	--	95.9	126	130	107	52	36	1,000 B	840 * B	620	810	800	810	600	780	< 1000	< 1000	--	850	--	--	--	--	--	--	--	--	--	--	--	--
Iron	mg/L	--	--	--	--	--	--	--	--	--	--	--	--	--	--	--	--	--	--	--	--	--	--	--	0.1 U	0.1 U	0.1 U	0.1 U	0.053	0.056	0.078	0.054	0.079	0.051	0.27	0.04 UJ	0.050 U	0.050 U	0.049 B	12	1.2	0.4
Iron, as Ferrous (Fe+2)	mg/L	--	--	--	--	--	--	< 0.100	< 0.100	<0.100	<0.100	< 0.10 HF	< 0.10 HF	< 0.025 HF	< 0.025 HF	< 0.055 JHF	< 0.10 HF	< 0.10 HF	< 0.10 HF	< 0.10 HF	< 0.10	< 0.10	< 0.10	< 0.1	0.1 U	--	--	--	--	--	--	--	--	--	--	--	--	--
Manganese, Total	mg/L	--	--	--	--	--	--	--	--	--	--	--	--	--	--	--	--	--	--	--	--	--	--	--	0.228	0.141	0.354	0.334	0.13	0.14	2.7	2.8	8.9	9.1	0.55	7.6	9.7	9.8	9.4	10	2.9	6.6
Manganese, Dissolved	mg/L	--	--	--	--	--	--	--	--	--	--	--	--	--	--	--	--	--	--	--	--	--	--	--	0.194	--	--	--	--	--	--	--	--	--	--	--	--	--
Methane	µg/L	--	--	--	--	--	--	< 4	7	8	<4	2.9	< 0.58	12	5.3	9.7	4.4	5.0	9.8	2.6	1.3	2.6	9.6	1.4	1.3	--	--	--	--	--	--	--	--	--	--	--	--
Nitrate	mg/L	--	--	--	--	--	--	0.74	1.3	1.2	1.1	0.91	0.85	0.93	1.9	6.1	8.2	5.8	6.6	2.3	11	2.7	2.2	3.2	3.1	--	--	--	--	--	--	--	--	--	--	--	--
Nitrogen	mg/L	--	--	--	--	--	--	--	--	--	--	--	--	--	--	--	--	--	--	--	--	--	--	--	17	--	--	--	--	--	--	--	--	--	--	--	--
Nitrogen, ammonia (as N)	mg/L	--	--	--	--	--	--	--	--	--	--	--	--	--	--	--	--	--	--	--	--	--	--	--	0.2 U	--	--	--	--	--	--	--	--	--	--	--	--
Oxygen	mg/L	--	--	--	--	--	--	9.09 H	8.22 H	5.34 H	6.08 H	5.6	7.0	1.2	1.6	1.4	1.4	1.3	1.3	1.2	1.3	2.0	2.6	1.9	2.9	--	--	--	--	--	--	--	--	--	--	--	--	--
Sulfate	mg/L	--	--	--	--	--	--	130	40	37	37	34	33	35	40	38	38	33	40	40	43	51	45	48	47	--	--	--	--	--	--	--	--	--	--	--	--	--
Sulfide	mg/L	--	--	--	--	--	--	--	--	--	--	--	--	--	--	--	--	--	--	--	--	--	--	--	2 U	--	--	--	--	--	--	--	--	--	--	--	--	--
Volatile Organic Compounds																																					
Acetone	µg/L	< 50	< 50	< 50	< 50	< 50	< 50	< 50	< 50	< 50	< 50	< 200	< 200	< 50	< 50	< 5.0	**7.0 J**	< 100	< 400	< 100	< 100	< 50	< 50	< 50	50 U	71 U	31 U	31 U	25 U	100 U	25 U	25 U	25 U	25 U	25 U	25 U	25 U	25 U	25 U
Benzene	µg/L	< 5.0	< 5.0	< 5.0	< 5.0	< 5.0	< 5.0	< 5.0	< 5.0	< 5.0	< 5.0	< 10	< 10	< 2.5	< 2.5	**0.55 J**	**6.1**	< 5.0	< 20	< 5.0	< 5.0	< 5.0	< 5.0	< 5	< 5	5 U	7.1 U	1.2 U	1.2 U	1.0 U	4.0 U	1.0 U	1.0 U	1.0 U	1.0 U	1.0 U	1.0 U	1.0 U	1.0 U	**3.0 J**	1.0 U
Carbon Disulfide	µg/L	< 5.0	< 5.0	< 5.0	< 5.0	< 5.0	< 5.0	< 5.0	< 5.0	< 5.0	< 5.0	< 10	< 10	< 6.0	< 6.0	< 0.60	< 5.0	< 5.0	< 20	< 5.0	< 5.0	< 5.0	< 5.0	< 5	< 5	5 U	7.1 U	1.2 U	1.2 U	1.0 U	4.0 U	1.0 U	1.0 U	1.0 U	1.0 U	1.0 U	1.0 U	1.0 U	1.0 U	0.02 U	1.0 U
Ethylbenzene	µg/L	< 5.0	< 5.0	< 5.0	< 5.0	< 5.0	< 5.0	< 5.0	< 5.0	< 5.0	< 5.0	< 10	< 10	< 1.1	**3.2 J**	0.11	**0.43 J**	< 5.0	< 20	< 5.0	< 5.0	< 5.0	< 5.0	< 5	< 5	5 U	7.1 U	1.2 U	1.2 U	1.0 U	4.0 U	1.0 U	1.0 U	1.0 U	1.0 U	1.0 U	1.0 U	1.0 U	1.0 U	**0.12 J**	1.0 U
Methylene Chloride	µg/L	< 5.0	< 5.0	< 5.0	< 5.0	< 5.0	< 5.0	< 5.0	< 5.0	< 5.0	< 5.0	< 10	< 10	< 10	< 10	< 1.0	< 5.0	< 5.0	< 20	< 5.0	< 5.0	< 5.0	< 5.0	< 5	< 5	5 U	7.1 U	6.2 U	6.2 U	5.0 U	20 U	5.0 U	5.0 U	5.0 U	5.0 U	5.0 U	5.0 U	5.0 U	5.0 U	0.1 U	**1.2 JB**
Toluene	µg/L	< 5.0	< 5.0	< 5.0	< 5.0	< 5.0	< 5.0	< 5.0	< 5.0	< 5.0	< 5.0	< 10	< 10	< 3.3	**5.6 J**	**0.92 J**	**2.1 J**	< 5.0	< 20	< 5.0	< 5.0	< 5.0	< 5.0	< 5	< 5	5 U	7.1 U	1.2 U	1.2 U	4.0 U	4.0 U	1.0 U	1.0 U	1.0 U	1.0 U	1.0 U	1.0 U	1.0 U	1.0 U	**0.39 J**	1.0 U	0.02 U	1.0 U
Trichloroethylene	µg/L	**10**	**11**	**10**	**14**	**12**	**14**	**18**	**27**	**41**	**41**	**33**	**28**	**38 J**	**26 J**	**29**	**28**	**33**	**36**	**15**	**19**	**31**	**27**	< 5	**19**	**12**	**12**	**13**	**8.3**	**83**	1.0 U	1.0 U	1.0 U	1.0 U	1.0 U	1.0 U	1.0 U	**0.36 J**	**0.3 J**	1.0 U	**0.28 J**	0.02 U	1.0 U
Xylenes, total	µg/L	< 5.0	< 5.0	< 5.0	< 5.0	< 5.0	< 5.0	< 5.0	< 5.0	< 5.0	< 5.0	< 10	< 10	< 2.0	**15 J**	< 0.20	**0.73 J**	< 5.0	< 20	< 5.0	< 5.0	< 5.0	< 5.0	< 5	< 5	5 U	14 U	2.5 U	2.5 U	2.0 U	8.0 U	2.0 U	2.0 U	2.0 U	2.0 U	2.0 U	2.0 U	2.0 U	**0.12 J**	2.0 U	2.0 U	40 U	2.0 U
Semivolatile Organic Compounds																																					
2-Methylnaphthalene	µg/L	--	--	--	--	--	--	--	--	--	--	--	--	--	--	--	--	--	--	--	--	--	--	--	--	0.2 U	0.2 U	0.2 U	0.2 U	0.2 U	0.2 U	0.2 U	0.2 U	0.2 U	0.2 U	0.2 U	10 U	10 U	20 U	10 U	10 U	10 U	10 U
Acenaphthene	µg/L	< 0.5	< 0.5	< 0.5	< 0.5	< 0.5	< 0.5	< 0.50	< 0.50	< 0.50	< 0.50	< 0.10	< 0.20	< 0.097	0.096	< 0.11	< 0.19	< 0.19	< 0.19	< 0.19	< 0.19	< 10	< 10	< 10	10 U	0.2 U	0.2 U	0.2 U	0.2 U	0.2 U	0.2 U	0.2 U	0.2 U	0.2 U	0.2 U	0.2 U	10 U	10 U	20 U	10 U	10 U	10 U	10 U
Acenaphthylene	µg/L	< 1.0	< 1.0	< 1.0	< 1.0	< 1.0	< 1.0	< 1.0	< 1.0	< 1.0	< 1.0	< 0.19	**0.27**	< 0.097	0.096	< 0.11	< 0.19	< 0.19	< 0.19	< 0.19	< 0.19	< 10	< 10	< 10	10 U	0.2 U	0.2 U	0.2 U	0.2 U	0.2 U	0.2 U	0.2 U	0.2 U	0.2 U	0.2 U	0.2 U	10 U	10 U	20 U	10 U	10 U	10 U	10 U
Anthracene	µg/L	< 0.05	< 0.05	< 0.05	< 0.05	< 0.05	< 0.05	< 0.050	< 0.050	< 0.050	< 0.050	<0.19	< 0.20	< 0.097	0.096	< 0.11	< 0.19	< 0.19	< 0.19	< 0.19	< 0.19	< 10	< 10	< 10	10 U	0.2 U	0.2 U	0.2 U	0.2 U	0.2 U	0.2 U	0.2 U	0.2 U	0.2 U	0.2 U	0.2 U	10 U	10 U	20 U	10 U	10 U	10 U	10 U
Benzo(a)anthracene	µg/L	< 0.05	< 0.05	< 0.05	< 0.05	< 0.05	< 0.05	< 0.050	< 0.050	< 0.050	< 0.050	<0.19	< 0.20	< 0.097	0.096	< 0.11	< 0.19	< 0.19	< 0.19	< 0.19	< 0.19	< 0.050	< 0.05	< 0.05	0.05 U	0.2 U	0.2 U	0.2 U	0.2 U	0.2 U	0.2 U	0.2 U	0.2 U	0.2 U	0.2 U	0.2 U	10 U	10 U	20 U	10 U	10 U	10 U	10 U
Benzo(a)pyrene	µg/L	< 0.05	< 0.05	< 0.05	< 0.05	< 0.05	< 0.05	< 0.050	< 0.050	< 0.050	< 0.050	<0.19	< 0.20	< 0.097	0.096	< 0.11	< 0.19	< 0.19	< 0.19	< 0.19	< 0.19	< 0.050	< 0.05	< 0.05	0.05 U	0.2 U	0.2 U	0.2 U	0.2 U	0.2 U	0.2 U	0.2 U	0.2 U	0.2 U	0.2 U	0.2 U	10 U	10 U	20 U	10 U	10 U	10 U	10 U
Benzo(b)fluoranthene	µg/L	< 0.1	< 0.1	< 0.1	< 0.1	< 0.1	< 0.1	< 0.10	< 0.10	< 0.10	< 0.10	<0.19	< 0.20	< 0.097	0.096	< 0.11	< 0.19	< 0.19	< 0.19	< 0.19	< 0.19	< 0.10	< 0.1	< 0.1	0.1 U	0.2 U	0.2 U	0.2 U	0.2 U	0.2 U	0.2 U	0.2 U	0.2 U	0.2 U	0.2 U	0.2 U	10 U	10 U	20 U	10 U	10 U	10 U	10 U
Benzo(g,h,i)perylene	µg/L	< 0.1	< 0.1	< 0.1	< 0.1	< 0.1	< 0.1	< 0.10	< 0.10	< 0.10	< 0.10	<0.19	< 0.20	< 0.097	0.096	< 0.11	< 0.19	< 0.19	< 0.19	< 0.19	< 0.19	< 10	< 10	< 10	10 U	0.2 U	0.2 U	0.2 U	0.2 U	0.2 U	0.2 U	0.2 U	0.2 U	0.2 U	0.2 U	0.2 U	10 U	10 U	20 U	10 U	10 U	10 U	10 U
Benzo(k)fluoranthene	µg/L	< 0.05	< 0.05	< 0.05	< 0.05	< 0.05	< 0.05	< 0.050	< 0.050	< 0.050	< 0.050	< 0.19	< 0.20	< 0.097	0.096	< 0.11	< 0.19	< 0.19	< 0.19	< 0.19	< 0.19	< 10	< 10	< 10	10 U	0.2 U	0.2 U	0.2 U	0.2 U	0.2 U	0.2 U	0.2 U	0.2 U	0.2 U	0.2 U	0.2 U	10 U	10 U	20 U	10 U	10 U	10 U	10 U
Chrysene	µg/L	< 0.05	< 0.05	< 0.05	< 0.05	< 0.05	< 0.05	< 0.050	< 0.050	< 0.050	< 0.050	< 0.19	< 0.20	< 0.043	< 0.043	< 0.049	< 0.19	< 0.19	< 0.19	< 0.19	< 0.19	< 0.050	< 0.05	< 0.05	0.05 U	0.2 U	0.2 U	0.2 U	0.2 U	0.2 U	0.2 U	0.2 U	0.2 U	0.2 U	0.2 U	0.2 U	10 U	10 U	20 U	10 U	10 U	10 U	10 U
Dibenzo(a,h)anthracene	µg/L	< 0.1	< 0.1	< 0.1	< 0.1	< 0.1	< 0.1	< 0.10	< 0.10	< 0.10	< 0.10	< 0.19	< 0.20	< 0.097	0.096	< 0.11	< 0.19	< 0.19	< 0.19	< 0.19	< 0.19	< 0.10	< 0.1	< 0.1	0.1 U	0.2 U	0.2 U	0.2 U	0.2 U	0.2 U	0.2 U	0.2 U	0.2 U	0.2 U	0.2 U	0.2 U	10 U	10 U	20 U	10 U	10 U	10 U	10 U
Dibenzofuran	µg/L	--	--	--	--	--	--	--	--	--	--	--	--	--	--	--	--	--	--	--	--	--	--	--	1.0 U	0.2 U	0.2 U	0.2 U	0.2 U	0.2 U	0.2 U	0.2 U	0.2 U	0.2 U	0.2 U	0.2 U	10 U	10 U	20 U	10 U	10 U	10 U	10 U
Fluoranthene	µg/L	< 0.1	< 0.1	< 0.1	< 0.1	< 0.1	< 0.1	< 0.10	< 0.10	< 0.10	< 0.10	< 0.19	< 0.20	< 0.097	0.096	< 0.11	< 0.19	< 0.19	< 0.19	< 0.19	< 0.19	< 10	< 10	< 10	10 U	0.2 U	0.2 U	0.2 U	0.2 U	0.2 U	0.2 U	0.2 U	0.2 U	0.2 U	0.2 U	0.2 U	10 U	10 U	20 U	10 U	10 U	10 U	10 U
Fluorene	µg/L	< 0.1	< 0.1	< 0.1	< 0.1	< 0.1	< 0.1	< 0.10	< 0.10	< 0.10	< 0.10	< 0.19	< 0.20	< 0.097	0.096	< 0.11	< 0.19	< 0.19	< 0.19	< 0.19	< 0.19	< 10	< 10	< 10	10 U	0.2 U	0.2 U	0.2 U	0.2 U	0.2 U	0.2 U	0.2 U	0.2 U	0.2 U	0.2 U	0.2 U	10 U	10 U	20 U	10 U	10 U	**0.68 J**	10 U
Indeno(1,2,3-cd)pyrene	µg/L	< 0.05	< 0.05	< 0.05	< 0.05	< 0.05	< 0.05	< 0.050	< 0.050	< 0.050	< 0.050	< 0.19	< 0.20	< 0.097	0.096	< 0.11	< 0.19	< 0.19	< 0.19	< 0.19	< 0.19	< 0.050	< 0.05	< 0.05	0.05 U	0.2 U	0.2 U	0.2 U	0.2 U	0.2 U	0.2 U	0.2 U	0.2 U	0.2 U	0.2 U	0.2 U	10 U	10 U	20 U	10 U	10 U	10 U	10 U
Naphthalene	µg/L	< 0.5	< 0.5	< 0.5	< 0.5	< 0.5	< 0.5	**5.1**	< 0.50	**0.69**	**0.95**	< 0.19	**0.60**	**2.9**	0.096	**0.13 J**	< 0.19	< 0.19	**0.38**	< 0.19	< 0.19	< 10	< 10	< 10	10 U	0.2 U	0.2 U	0.2 U	0.2 U	0.2 U	0.2 U	0.2 U	0.2 U	0.2 U	0.2 U	0.2 U	10 U	10 U	20 U	10 U	10 U	10 U	10 U
Phenanthrene	µg/L	< 0.05	< 0.05	< 0.05	< 0.05	< 0.05	< 0.05	< 0.050	< 0.050	< 0.050	< 0.050	< 0.19	< 0.20	< 0.097	0.096	< 0.11	< 0.19	< 0.19	< 0.19	< 0.19	< 0.19	< 10	< 10	< 10	10 U	0.2 U	0.2 U	0.2 U	0.2 U	0.2 U	0.2 U	0.2 U	0.2 U	0.2 U	0.2 U	0.2 U	10 U	10 U	20 U	10 U	10 U	10 U	10 U
Pyrene	µg/L	< 0.05	< 0.05	**0.051**	< 0.05	< 0.05	< 0.05	< 0.050	< 0.050	< 0.050	< 0.050	< 0.19	< 0.20	< 0.097	0.096	< 0.11	< 0.19	< 0.19	< 0.19	< 0.19	< 0.19	< 10	< 10	< 10	10 U	0.2 U	0.2 U	0.2 U	0.2 U	0.2 U	0.2 U	0.2 U	0.2 U	0.2 U	0.2 U	0.2 U	10 U	10 U	20 U	10 U	10 U	10 U	10 U
Inorganic Compounds																																					
Aluminum (fume or dust)	mg/L	--	--	--	--	--	--	--	--	--	--	--	--	--	--	--	--	--	--	--	--	--	--	--	--	0.2 U	0.2 U	0.2 U	0.2 U	0.2 U	0.2 U	0.2 U	**0.24**	**0.23**	**1.3**	0.2 UJ	**0.076 B**	**0.090 B**	**0.074 B**	**64**	**6.2 N**	**2.2**
Antimony	mg/L	< 0.006	< 0.006	< 0.006	< 0.006	< 0.006	< 0.02	< 0.0200	< 0.0200	< 0.0200	< 0.0200	< 0.020	< 0.020	< 0.0053	< 0.0053	< 0.0053	< 0.020	< 0.020	< 0.020	< 0.020	< 0.020	< 0.0200	< 0.02	< 0.02	0.02 U	0.01 U	0.006 U	0.006 U	0.02 U	0.02 U	0.006 U	0.006 U	0.02 U	0.02 U	0.02 U	0.02 U	0.020 U	0.020 U	0.02 U	0.02 U	0.02 U	0.02 U
Arsenic	mg/L	< 0.05	< 0.05	< 0.05	< 0.05	< 0.05	< 0.05	< 0.0500	< 0.0500	< 0.0500	< 0.0500	< 0.020	< 0.020	< 0.0046	< 0.0046	< 0.0046	< 0.020	< 0.020	< 0.020	< 0.020	< 0.010	< 0.0500	< 0.05	< 0.05	0.05 U	0.01 U	0.01 U	0.01 U	0.01 U	0.01 U	0.01 U	0.01 U	0.01 U	0.01 U	0.01 U	0.01 U	0.010 U	0.010 U	0.01 U	**0.0044 B**	0.01 U	0.01 U
Barium	mg/L	**0.0728**	**0.0725**	**0.0633**	**0.0749**	**0.0806**	**0.0775**	**0.0847**	**0.0686**	**0.0626**	**0.0546**	**0.055**	**0.048**	**0.054**	**0.052**	**0.049**	**0.053**	**0.044**	**0.044**	**0.041**	**0.045**	**0.418**	**0.399**	**0.0424**	**0.0377**	0.2 U	**0.0342**	**0.0336**	**0.037**	**0.044**	**0.045**	**0.047**	**0.058**	**0.06**	**0.03**	**0.07**	**0.069**	**0.070**	**0.065**	**0.15**	**0.076**	**0.066**
Beryllium	mg/L	< 0.004	< 0.004	< 0.004	< 0.004	< 0.004	< 0.01	< 0.0100	< 0.0100	< 0.0100	< 0.0100	< 0.0040	< 0.0040	< 0.00020	< 0.00020	**0.00020 J**	< 0.0040	< 0.0040	< 0.0040	< 0.0040	< 0.0040	< 0.0100	< 0.010	< 0.010	0.01 U	0.005 U	0.004 U	0.004 U	0.004 U	0.004 U	0.004 U	0.004 U	0.004 U	0.004 U	0.004 U	0.004 U	0.004 U	0.0040 U	0.0040 U	0.004 U	**0.0021 B**	0.004 U	0.004 U
Cadmium	mg/L	**0.0162**	**0.0174**	< 0.005	**0.0247**	**0.0128**	**0.0421**	**0.0358**	< 0.0050	< 0.0050	< 0.0050	< 0.0050	< 0.0050	< 0.0020	< 0.0020	< 0.0020	< 0.0050	< 0.0050	< 0.0050	**0.0013 J**	< 0.0050	< 0.0050	< 0.005	< 0.005	0.005 U	0.002 U	0.005 U	0.005 U	0.005 U	0.005 U	0.005 U	0.005 U	0.005 U	0.005 UJ	0.005 UJ	0.0050 U	0.0050 U	0.005 U	0.005 U	0.005 U	0.005 U
Calcium metal	mg/L	--	--	--	--	--	--	--	--	--	--	--	--	--	--	--	--	--	--	--	--	--	--	--	--	**20.1**	**20.6**	**19.9**	**19**	**19**	**20**	**33**	**34**	**39**	**40**	**60**	**43**	**44**	**44**	**41**	**44**	**39**	**41**
Chromium	mg/L	< 0.01	< 0.01	< 0.01	< 0.01	< 0.01	< 0.01	< 0.0100	< 0.0100	< 0.0100	< 0.0100	< 0.010	< 0.010	< 0.0012	**0.0012 J**	**0.0016 J**	**0.0012 J**	< 0.010	< 0.010	**0.0015 J**	< 0.010	< 0.0100	< 0.010	< 0.010	0.01 U	0.005 U	0.01 U	0.01 U	0.01 U	0.01 U	0.01 U	0.01 U	0.01 U	0.01 U	0.01 UJ	0.01 UJ	0.010 U	0.010 U	0.01 U	**0.063**	**0.0061 B**	**0.0023 B**
Cobalt	mg/L	--	--	--	--	--	--	--	--	--	--	--	--	--	--	--	--	--	--	--	--	--	--	--	--	0.007 U	0.01 U	0.01 U	0.01 U	0.01 U	0.01 U	0.01 U	0.01 U	0.01 U	0.01 U	0.01 UJ	0.01 UJ	**0.0049 B**	**0.0047 B**	**0.0041 B**	**0.013**	**0.0083 B**	**0.0055 B**
Copper	mg/L	< 0.01	< 0.01	< 0.01	< 0.01	< 0.01	< 0.01	< 0.0100	< 0.0100	< 0.0100	< 0.0100	< 0.020	< 0.020	< 0.0019	< 0.0019	**0.0035 JB**	< 0.020	< 0.020	< 0.020	< 0.020	< 0.020	< 0.0100	< 0.010	< 0.010	0.01 U	0.025 U	0.02 U	0.02 U	0.02 U	0.02 U	0.02 U	0.02 U	0.02 U	0.02 U	0.02 U	0.02 U	0.02 U	0.020 U	0.020 U	0.020 U	**0.00093 B**	**0.028**	**0.0034 B**	**0.0010 B**
Cyanide	mg/L	< 0.01	< 0.01	< 0.01	< 0.01	< 0.01	< 0.01	< 0.010	< 0.010	< 0.010	< 0.010	< 0.010	< 0.010	< 0.010	< 0.010	< 0.010	< 0.010	< 0.010	< 0.010	< 0.010	< 0.010	< 0.010	< 0.010	< 0.002	0.01 U	0.01 U	0.01 U	0.01 U	0.01 U	0.01 U	0.01 U	0.01 U	0.01 U	0.01 U	0.01 U	0.015 U	0.015 U	0.010 U	0.010 U	0.01 U	0.01 U	**0.028**	0.01 U
Lead	mg/L	< 0.01	< 0.01	< 0.01	< 0.01	< 0.01	< 0.01	< 0.0100	< 0.0100	< 0.0100	< 0.0100	< 0.010	< 0.010	< 0.0040	< 0.0040	< 0.0040	< 0.010	< 0.010	< 0.010	< 0.0050	< 0.0050	< 0.0100	< 0.010	< 0.010	0.01 U	0.003 U	0.005 U	0.005 U	0.005 U	0.005 U	0.005 U	0.005 U	0.005 U	0.005 U	0.005 U	0.005 UJ	0.005 UJ	0.0050 U	0.0050 U	0.005 U	**0.0097**	0.005 U	0.005 U
Magnesium	mg/L	--	--	--	--	--	--	--	--	--	--	--	--	--	--	--	--	--	--	--	--	--	--	--	--	**11.3**	**10.2**	**9.93**	**10**	**10**	**10**	**18**	**18**	**20**	**20**	**9.4**	**23**	**24**	**25**	**23**	**25**	**22**	**24**
Mercury	mg/L	< 0.0002	< 0.0002	< 0.0002	< 0.0002	< 0.0002	< 0.0002	< 0.00020	< 0.00020	< 0.00020	< 0.00020	< 0.00020	< 0.00020	< 0.000091	**0.00017 J**	**0.00010 J**	**0.00013 J**	< 0.00020	< 0.00020	**0.00013 J**	0.00025	< 0.00020	< 0.0002	< 0.0002	0.0002 U	**0.0002**	0.0002 U	0.0002 U	0.0002 U	0.0002 U	0.0002 U	0.0002 U	0.0002 U	0.0002 U	0.0002 U	0.0002 U	0.0002 U	0.00020 U	0.00020 U	0.0002 U	**0.000072 B**	0.0002 U	0.00020 U
Nickel	mg/L	< 0.02	< 0.02	< 0.02	< 0.02	< 0.02	< 0.02	< 0.0200	< 0.0200	< 0.0200	< 0.0200	< 0.040	< 0.040	< 0.0023	< 0.0023	< 0.00023	< 0.040	< 0.040	< 0.040	< 0.040	< 0.040	< 0.0200	< 0.02	< 0.02	0.02 U	0.04 U	0.04 U	0.04 U	0.04 U	0.04 U	0.04 U	0.04 U	0.04 U	0.04 U	0.04 U	0.04 UJ	0.04 UJ	0.040 U	0.040 U	0.04 U	**0.026 B**	0.04 U	0.04 U
Potassium	mg/L	--	--	--	--	--	--	--	--	--	--	--	--	--	--	--	--	--	--	--	--	--	--	--	--	**5.13**	**4.59**	**4.52**	**5**	**5.2**	**8**	**8.1**	**7.4**	**7.6**	**10**	**11**	**8.2**	**8.3**	**7.8**	**8.5**	**7.7**	**7.8**
Selenium	mg/L	< 0.02	< 0.02	< 0.02	< 0.02	< 0.02	< 0.02	< 0.0200	< 0.0200	< 0.0200	< 0.0200	< 0.020	< 0.020	< 0.0064	< 0.0064	< 0.0064	< 0.020	< 0.020	< 0.020	< 0.010	< 0.010	< 0.0200	< 0.02	< 0.02	0.02 U

Appendix E-3
Summary of Historical Ground Water Sampling Data - Decommissioned Wells
Atlanta Gas Light Company
Former Manufactured Gas Plant Site
Augusta, Ga

Chemical Name	Location ID	MW-401S	MW-401S	MW-401S	MW-401S	MW-401S	MW-401S	MW-401S	MW-401S	MW-401S	MW-401S	MW-401S	MW-401S	MW-401S	MW-401S	MW-401S	MW-401S	MW-401S	MW-401S	MW-401S	MW-401S	MW-401S	MW-401S	MW-401S	MW-401S	MW-401S	MW-401S	MW-401S	MW-401S	MW-401S	MW-401S	MW-401S	MW-401S
	Sample Date	7/27/2017	7/27/2017 DUP	1/26/2017	1/26/2017 DUP	7/28/2016	7/28/2016 DUP	1/21/2016	1/21/2016 DUP	7/30/2015	7/30/15 DUP	1/15/2015	7/17/2014	1/13/2014	7/9/2013	1/9/2013	7/24/2012	1/18/2012	7/6/2011	1/19/2011	7/20/2010	1/6/2010	1/13/2009	7/15/2008	1/8/2008	1/8/2008 DUP	7/11/2007	2/13/2007	10/4/2006	7/13/2006	7/13/2006 DUP	1/13/2006	7/19/2005
	Unit	Post-ISCO																														Pre-ISCO	
Field Parameters																																	
Conductivity	mS/cm	0.499	0.499	0.503	0.503	0.565	0.565	0.476	0.476	451	451	0.487	0.504	0.453	0.401	0.250	0.273	0.215	0.256	1.300	0.349	0.285	2.440	0.416	0.358	0.358	0.398	0.468	0.446	0.415	0.415	--	--
Dissolved Oxygen (YSI)	mg/L	0.87	0.87	1.18	1.18	1.22	1.22	2.25	2.25	0.69	0.69	1.37	1.55	3.54	0.77	0.84	0.84	0.59	0.88	6.33	1.48	5.09	5.83	3.41	1.79	1.79	6.44	5.98	7.91	7.09	7.09	--	--
Oxidation Reduction Potential	mV	162	162	181.6	181.6	204.5	204.5	230	230	67.7	67.7	51.6	208.2	171.1	227.7	129.0	190.0	168.7	105.8	153.3	13.3	-4.4	314.5	173.1	254.9	254.9	249.5	291	182.8	5.96	5.95	--	--
pH	SU	5.75	5.75	5.83	5.83	6.15	6.15	6.14	6.14	6.25	6.25	5.38	5.78	5.99	5.90	6.18	6.25	3.88	5.82	6.243	6.49	6.08	0.374	5.92	6.08	6.08	5.98	5.89	6.07	244.3	244.3	--	--
Temperature	Celsius	23.4	23.4	21.49	21.49	23.05	23.05	19.29	19.29	22.7	22.7	13.5	20.91	18.75	20.89	18.64	25.59	19.48	25.58	18.99	22.99	18.26	20.24	21.98	20.52	20.52	21.28	20.44	21.51	20.22	20.22	--	--
Turbidity	NTU	2.77	2.77	5.82	5.82	2.45	2.45	5.6	5.6	3.02	3.02	7.47	4.29	3.43	2.76	1.3	1.63	2.73	5.49	8.38	2	7.79	1.1	0.82	1.57	1.57	0.59	0.36	0.49	0.09	0.09	--	--
Monitored Natural Attenuation Parameters																																	
Carbon Dioxide	mg/L	--	--	--	--	--	--	--	--	--	--	168	185	164	142	61	56	960 B	740 * B	600	1,100 B	860	640	960	< 1000	< 1000	< 1000	--	--	1,000	900	--	--
Iron	mg/L	--	--	--	--	--	--	--	--	--	--	--	--	--	--	--	--	--	--	--	--	--	--	--	--	--	--	--	--	0.1 U	0.1 U	0.1 U	0.1 U
Iron, as Ferrous (Fe+2)	mg/L	--	--	--	--	--	--	--	--	--	--	< 0.100	< 0.100	<0.100	< 0.100	< 0.10 HF	< 0.10 HF	0.035 J HF	< 0.025 HF	< 0.064 JHF	< 0.10 HF	< 0.10 HF	< 0.10 HF	< 0.10	< 0.10	< 0.10	< 0.10	< 0.1	--	0.1 U	0.1 U	--	--
Manganese, Total	mg/L	--	--	--	--	--	--	--	--	--	--	--	--	--	--	--	--	--	--	--	--	--	--	--	--	--	--	--	--	0.0094	0.0119	0.0306	0.0547
Manganese, Dissolved	mg/L	--	--	--	--	--	--	--	--	--	--	--	--	--	--	--	--	--	--	--	--	--	--	--	--	--	--	--	--	0.005 UJ	0.005 UJ	--	--
Methane	µg/L	--	--	--	--	--	--	--	--	--	--	< 4	< 4	<4	< 4	< 0.58	11	3.0	11	29	8.2	44	0.27	0.075 J	0.99	0.66	34	1.4	--	0.59	0.4	--	--
Nitrate	mg/L	--	--	--	--	--	--	--	--	--	--	2.5	3.1	4.2	1.1	0.57	0.25	< 0.075	< 0.075	< 0.36	1.4	1.8	1.6	5.5	0.99	0.99	0.52	0.69	--	1.3	1.3	--	--
Nitrogen	mg/L	--	--	--	--	--	--	--	--	--	--	--	--	--	--	--	--	--	--	--	--	--	--	--	--	--	--	--	--	16	14	--	--
Nitrogen, ammonia (as N)	mg/L	--	--	--	--	--	--	--	--	--	--	--	--	--	--	--	--	--	--	--	--	--	--	--	--	--	--	--	--	0.2 U	0.2 U	--	--
Oxygen	mg/L	--	--	--	--	--	--	--	--	--	--	7.46 H	8.21 H	5.70 H	7.44 H	7.4	6.4	1.3	1.6	1.5	1.3	1.4	1.1	1.5	3.9	3.4	6.4	7.4	--	9.6	8.4	--	--
Sulfate	mg/L	--	--	--	--	--	--	--	--	--	--	62	67	75	64	31	28	26	25	25	50	46	48	53	53	53	57	74	--	71	71	--	--
Sulfide	mg/L	--	--	--	--	--	--	--	--	--	--	--	--	--	--	--	--	--	--	--	--	--	--	--	--	--	--	--	--	2 U	2 U	--	--
Volatile Organic Compounds																																	
Acetone	µg/L	< 50	< 50	< 50	< 50	< 50	< 50	< 50	< 50	< 50	< 50	< 50	< 50	< 50	< 50	< 100	< 100	< 25	< 25	< 5.0	**9.4 J**	< 100	< 100	< 100	< 50	< 50	< 50	< 50	--	50 R	50 R	100 U	83 U
Benzene	µg/L	< 5.0	< 5.0	< 5.0	< 5.0	< 5.0	< 5.0	< 5.0	< 5.0	< 5.0	< 5.0	< 5.0	< 5.0	< 5.0	< 5.0	< 5.0	< 5.0	< 1.3	< 1.3	< 0.25	13	< 5.0	< 5.0	< 5.0	<5.0	<5.0	<5.0	< 5	5 U	5 U	5 U	10 U	3.3 U
Carbon Disulfide	µg/L	< 5.0	< 5.0	< 5.0	< 5.0	< 5.0	< 5.0	< 5.0	< 5.0	< 5.0	< 5.0	< 5.0	< 5.0	< 5.0	< 5.0	< 5.0	< 5.0	< 3.0	< 3.0	< 0.60	< 5.0	< 5.0	< 5.0	< 5.0	<5.0	<5.0	<5.0	< 5	--	5 U	5 U	10 U	3.3 U
Ethylbenzene	µg/L	< 5.0	< 5.0	< 5.0	< 5.0	< 5.0	< 5.0	< 5.0	< 5.0	< 5.0	< 5.0	< 5.0	< 5.0	< 5.0	< 5.0	< 5.0	< 5.0	< 0.55	< 0.55	< 0.11	**0.58 J**	< 5.0	< 5.0	< 5.0	<5.0	<5.0	<5.0	< 5	5 U	5 U	5 U	10 U	3.3 U
Methylene Chloride	µg/L	< 5.0	< 5.0	< 5.0	< 5.0	< 5.0	< 5.0	< 5.0	< 5.0	< 5.0	< 5.0	< 5.0	< 5.0	< 5.0	< 5.0	< 5.0	< 5.0	< 5.0	< 5.0	< 1.0	< 5.0	< 5.0	< 5.0	< 5.0	<5.0	<5.0	<5.0	< 5	--	5 U	5 U	10 U	17 U
Toluene	µg/L	< 5.0	< 5.0	< 5.0	< 5.0	< 5.0	< 5.0	< 5.0	< 5.0	< 5.0	< 5.0	< 5.0	< 5.0	< 5.0	< 5.0	< 5.0	< 5.0	< 1.7	< 1.7	**0.90 J**	**3.4 J**	< 5.0	< 5.0	< 5.0	<5.0	<5.0	<5.0	< 5	5 U	5 U	5 U	10 U	3.3 U
Trichloroethylene	µg/L	< 5.0	< 5.0	< 5.0	< 5.0	< 5.0	< 5.0	< 5.0	< 5.0	< 5.0	< 5.0	< 5.0	< 5.0	**5.3**	**21**	**59**	**40**	**38**	**28**	**40**	**100**	**170**	**58**	**40**	**100**	**100**	**200**	**130**	--	**56**	**52**	**19**	**31**
Xylenes, total	µg/L	< 5.0	< 5.0	< 5.0	< 5.0	< 5.0	< 5.0	< 5.0	< 5.0	< 5.0	< 5.0	< 5.0	< 5.0	< 5.0	< 5.0	< 5.0	< 5.0	< 1.0	< 1.0	< 0.20	**0.95 J**	< 5.0	< 5.0	< 5.0	<5.0	<5.0	<5.0	< 5	5 U	5 U	5 U	20 U	6.7 U
Semivolatile Organic Compounds																																	
2-Methylnaphthalene	µg/L	--	--	--	--	--	--	--	--	--	--	--	--	--	--	--	--	--	--	--	--	--	--	--	--	--	--	--	--	--	--	0.2 U	0.2 U
Acenaphthene	µg/L	< 0.5	< 0.5	< 0.5	< 0.5	< 0.5	< 0.5	< 0.5	< 0.5	< 0.5	< 0.5	< 5.0	< 0.50	< 0.50	< 0.50	< 0.20	< 0.19	< 0.097	< 0.099	< 0.096	< 0.19	<0.20	< 0.19	< 0.19	< 10	< 10	< 10	< 10	--	10 U	10 U	0.2 U	0.2 U
Acenaphthylene	µg/L	< 1.0	< 1.0	< 1.0	< 1.0	< 1.0	< 1.0	< 1.0	< 1.0	< 1.0	< 1.0	< 1.0	< 1.0	< 1.0	< 1.0	< 0.20	< 0.19	< 0.097	< 0.099	< 0.096	< 0.19	<0.20	< 0.19	< 0.19	< 10	< 10	< 10	< 10	--	10 U	10 U	0.2 U	0.2 U
Anthracene	µg/L	< 0.05	< 0.05	< 0.05	< 0.05	< 0.05	< 0.05	< 0.05	< 0.05	< 0.05	< 0.05	< 0.050	< 0.050	< 0.050	< 0.050	< 0.20	< 0.19	< 0.097	< 0.099	< 0.096	< 0.19	<0.20	< 0.19	< 0.19	< 10	< 10	< 10	< 10	--	10 U	10 U	0.2 U	0.2 U
Benz(a)anthracene	µg/L	< 0.05	< 0.05	< 0.05	< 0.05	< 0.05	< 0.05	< 0.05	< 0.05	< 0.05	< 0.05	< 0.050	< 0.050	< 0.050	< 0.050	< 0.20	< 0.19	< 0.097	< 0.099	< 0.096	< 0.19	<0.20	< 0.19	< 0.19	<0.050	<0.050	<0.050	< 0.05	--	0.05 U	0.05 U	0.2 U	0.2 U
Benzo(a)pyrene	µg/L	< 0.05	< 0.05	< 0.05	< 0.05	< 0.05	< 0.05	< 0.05	< 0.05	< 0.05	< 0.05	< 0.050	< 0.050	< 0.050	< 0.050	< 0.20	< 0.19	< 0.097	< 0.099	< 0.096	< 0.19	<0.20	< 0.19	< 0.19	<0.050	<0.050	<0.050	< 0.05	--	0.05 U	0.05 U	0.2 U	0.2 U
Benzo(b)fluoranthene	µg/L	< 0.1	< 0.1	< 0.1	< 0.1	< 0.1	< 0.1	< 0.1	< 0.1	< 0.1	< 0.1	< 0.10	< 0.10	< 0.10	< 0.10	< 0.20	< 0.19	< 0.097	< 0.099	< 0.096	< 0.19	<0.20	< 0.19	< 0.19	<0.10	<0.10	<0.10	< 0.1	--	0.1 U	0.1 U	0.2 U	0.2 U
Benzo(g,h,i)perylene	µg/L	< 0.1	< 0.1	< 0.1	< 0.1	< 0.1	< 0.1	< 0.1	< 0.1	< 0.1	< 0.1	< 0.10	< 0.10	< 0.10	< 0.10	< 0.20	< 0.19	< 0.097	**0.23**	< 0.096	< 0.19	<0.20	< 0.19	< 0.19	< 10	< 10	< 10	< 10	--	10 U	10 U	0.2 U	0.2 U
Benzo(k)fluoranthene	µg/L	< 0.05	< 0.05	< 0.05	< 0.05	< 0.05	< 0.05	< 0.05	< 0.05	< 0.05	< 0.05	< 0.050	< 0.050	< 0.050	< 0.050	< 0.20	< 0.19	< 0.097	< 0.099	< 0.096	< 0.19	<0.20	< 0.19	< 0.19	< 10	< 10	< 10	< 10	--	10 U	10 U	0.2 U	0.2 U
Chrysene	µg/L	< 0.05	< 0.05	< 0.05	< 0.05	< 0.05	< 0.05	< 0.05	< 0.05	< 0.05	< 0.05	< 0.050	< 0.050	< 0.050	< 0.050	< 0.20	< 0.19	< 0.043	< 0.045	< 0.043	< 0.19	<0.20	< 0.19	< 0.19	<0.050	<0.050	<0.050	< 0.05	--	0.05 U	0.05 U	0.2 U	0.2 U
Dibenz(a,h)anthracene	µg/L	< 0.1	< 0.1	< 0.1	< 0.1	< 0.1	< 0.1	< 0.1	< 0.1	< 0.1	< 0.1	< 0.10	< 0.10	< 0.10	< 0.10	< 0.20	< 0.19	< 0.097	< 0.099	< 0.096	< 0.19	<0.20	< 0.19	< 0.19	<0.10	<0.10	<0.10	< 0.1	--	0.1 U	0.1 U	0.2 U	0.2 U
Dibenzofuran	µg/L	--	--	--	--	--	--	--	--	--	--	--	--	--	--	--	--	--	--	--	--	--	--	--	--	--	--	--	--	--	--	1.0 U	0.2 U
Fluoranthene	µg/L	< 0.1	< 0.1	< 0.1	< 0.1	< 0.1	< 0.1	< 0.1	< 0.1	< 0.1	< 0.1	< 0.10	< 0.10	< 0.10	< 0.10	< 0.20	< 0.19	< 0.097	< 0.099	< 0.096	< 0.19	<0.20	< 0.19	< 0.19	< 10	< 10	< 10	< 10	--	10 U	10 U	0.2 U	0.2 U
Fluorene	µg/L	< 0.1	< 0.1	< 0.1	< 0.1	< 0.1	< 0.1	< 0.1	< 0.1	< 0.1	< 0.1	< 0.10	< 0.10	< 0.10	< 0.10	< 0.20	< 0.19	< 0.097	< 0.099	< 0.096	< 0.19	<0.20	< 0.19	< 0.19	< 10	< 10	< 10	< 10	--	10 U	10 U	0.2 U	0.2 U
Indeno(1,2,3-cd)pyrene	µg/L	< 0.05	< 0.05	< 0.05	< 0.05	< 0.05	< 0.05	< 0.05	< 0.05	< 0.05	< 0.05	< 0.050	< 0.050	< 0.050	< 0.050	< 0.20	< 0.19	< 0.097	< 0.099	< 0.096	< 0.19	<0.20	< 0.19	< 0.19	<0.050	<0.050	<0.050	< 0.05	--	0.05 U	0.05 U	0.2 U	0.2 U
Naphthalene	µg/L	< 0.5	< 0.5	< 0.5	< 0.5	< 0.5	< 0.5	< 0.5	< 0.5	< 0.5	**21**	< 0.50	< 0.50	**1.2**	< 0.50	< 0.20	< 0.19	< 0.097	< 0.099	< 0.096	**0.71**	<0.20	< 0.19	< 0.19	< 10	< 10	< 10	< 10	--	10 U	10 U	0.2 U	0.2 U
Phenanthrene	µg/L	< 0.05	< 0.05	< 0.05	< 0.05	< 0.05	< 0.05	< 0.05	< 0.05	< 0.05	< 0.05	< 0.5	< 0.050	< 0.050	< 0.050	< 0.20	< 0.19	< 0.097	< 0.099	< 0.096	< 0.19	<0.20	< 0.19	< 0.19	< 10	< 10	< 10	< 10	--	10 U	10 U	0.2 U	0.2 U
Pyrene	µg/L	< 0.05	< 0.05	< 0.05	< 0.05	< 0.05	< 0.05	< 0.05	< 0.05	< 0.05	< 0.05	**0.064**	< 0.050	< 0.050	< 0.050	< 0.20	< 0.19	< 0.097	< 0.099	< 0.096	< 0.19	<0.20	< 0.19	< 0.19	< 10	< 10	< 10	< 10	--	10 U	10 U	0.2 U	0.2 U
Inorganic Compounds																																	
Aluminum (fume or dust)	mg/L	--	--	--	--	--	--	--	--	--	--	--	--	--	--	--	--	--	--	--	--	--	--	--	--	--	--	--	--	--	--	0.2 U	0.2 U
Antimony	mg/L	< 0.006	< 0.006	< 0.006	< 0.006	< 0.006	< 0.006	< 0.006	< 0.006	< 0.02	< 0.02	< 0.0200	< 0.0200	< 0.0200	< 0.0200	< 0.020	< 0.020	< 0.0053	< 0.0053	< 0.0053	< 0.020	< 0.020	< 0.020	< 0.020	< 0.0200	< 0.0200	< 0.020	< 0.02	--	0.02 U	0.02 U	0.01 U	0.006 U
Arsenic	mg/L	< 0.05	< 0.05	< 0.05	< 0.05	< 0.05	< 0.05	< 0.05	< 0.05	< 0.05	< 0.05	< 0.0500	< 0.0500	< 0.0500	< 0.0500	< 0.020	< 0.020	< 0.0046	< 0.0046	< 0.0046	< 0.010	< 0.010	< 0.010	< 0.010	<0.0500	<0.0500	<0.050	< 0.05	--	0.05 U	0.05 U	0.01 U	0.01 U
Barium	mg/L	**0.104**	**0.106**	**0.101**	**0.0998**	**0.117**	**0.118**	**0.0857**	**0.0846**	**0.0916**	**0.097**	**0.112**	**0.121**	**0.100**	**0.0941**	**0.026**	**0.064**	**0.067**	**0.061**	**0.057**	**0.051**	**0.043**	**0.05**	**0.059**	**0.0482**	**0.0479**	**0.0439**	**0.0481**	--	**0.0621**	**0.0574**	**0.2**	**0.0337**
Beryllium	mg/L	< 0.004	< 0.004	< 0.004	< 0.004	< 0.004	< 0.004	< 0.004	< 0.004	< 0.01	< 0.01	< 0.0100	< 0.0100	< 0.0100	< 0.0100	< 0.0040	< 0.0040	< 0.00020	< 0.00020	**0.00027 J**	< 0.0040	< 0.0040	< 0.0040	< 0.0040	< 0.0100	< 0.0100	< 0.010	< 0.010	--	0.01 U	0.01 U	0.005 U	0.004 U
Cadmium	mg/L	< 0.005	< 0.005	< 0.005	< 0.005	< 0.005	< 0.005	< 0.005	< 0.005	< 0.005	< 0.005	< 0.0050	< 0.0050	< 0.0050	< 0.0050	< 0.0050	< 0.0050	< 0.0020	< 0.0020	< 0.0020	< 0.0050	< 0.0050	< 0.0050	< 0.0050	< 0.0050	< 0.0050	< 0.005	< 0.005	--	0.005 U	0.005 U	0.002 U	0.005 U
Calcium metal	mg/L	--	--	--	--	--	--	--	--	--	--	--	--	--	--	--	--	--	--	--	--	--	--	--	--	--	--	--	--	--	--	**14.7**	**13.9**
Chromium	mg/L	< 0.01	< 0.01	< 0.01	< 0.01	< 0.01	< 0.01	< 0.01	< 0.01	< 0.01	< 0.01	< 0.0100	< 0.0100	< 0.0100	< 0.0100	< 0.010	< 0.010	**0.0014 J**	**0.0016 J**	**0.0013 J**	**0.0022 J**	<0.010	**0.0022 J**	**0.0024 J**	< 0.0100	< 0.0100	< 0.010	< 0.010	--	0.01 U	0.01 U	0.005 U	0.01 U
Cobalt	mg/L	--	--	--	--	--	--	--	--	--	--	--	--	--	--	--	--	--	--	--	--	--	--	--	--	--	--	--	--	--	--	0.007 U	0.01 U
Copper	mg/L	< 0.01	< 0.01	< 0.01	< 0.01	< 0.01	< 0.01	< 0.01	< 0.01	< 0.01	< 0.01	< 0.0100	< 0.0100	< 0.0100	< 0.0100	< 0.020	< 0.020	< 0.0019	< 0.0019	**0.0030 JB**	< 0.020	< 0.020	< 0.020	< 0.020	< 0.0100	< 0.0100	< 0.010	< 0.010	--	0.01 U	0.01 U	0.025 U	0.02 U
Cyanide	mg/L	< 0.01	< 0.01	< 0.01	< 0.01	< 0.01	< 0.01	< 0.01	< 0.01	< 0.01	< 0.01	< 0.010	< 0.010	< 0.010	< 0.010	< 0.010	< 0.010	< 0.0050	< 0.0050	< 0.0050	< 0.010	< 0.010	< 0.010	< 0.010	< 0.010	< 0.010	< 0.010	< 0.002	--	0.01 U	0.01 U	0.01 U	0.01 U
Lead	mg/L	< 0.01	< 0.01	< 0.01	< 0.01	< 0.01	< 0.01	< 0.01	< 0.01	< 0.01	< 0.01	< 0.0100	< 0.0100	< 0.0100	< 0.0100	< 0.010	< 0.010	< 0.0040	< 0.0040	< 0.0040	< 0.010	< 0.010	< 0.0050	< 0.0050	< 0.0100	< 0.0100	< 0.010	< 0.010	--	0.01 U	0.01 U	0.003 U	0.005 U
Magnesium	mg/L	--	--	--	--	--	--	--	--	--	--	--	--	--	--	--	--	--	--	--	--	--	--	--	--	--	--	--	--	--	--	**12.7**	**10.5**
Mercury	mg/L	< 0.0002	< 0.0002	< 0.0002	< 0.0002	< 0.0002	< 0.0002	< 0.0002	< 0.0002	< 0.0002	< 0.0002	< 0.00020	< 0.00020	< 0.00020	< 0.00020	< 0.00020	< 0.00020	< 0.000091	< 0.000091	< 0.000091	< 0.00020	< 0.00020	< 0.00020	< 0.00020	< 0.00020	< 0.00020	< 0.00020	< 0.0002	--	0.0002 U	0.0002 U	0.0002 U	0.0002 U
Nickel	mg/L	< 0.02	< 0.02	< 0.02	< 0.02	< 0.02	< 0.02	< 0.02	< 0.02	< 0.02	< 0.02	< 0.0200	< 0.0200	< 0.0200	< 0.0200	< 0.040	< 0.040	< 0.0023	< 0.0023	< 0.0023	< 0.040	< 0.040	< 0.040	< 0.040	< 0.0200	< 0.0200	< 0.020	< 0.02	--	0.02 U	0.02 U	0.04 U	0.04 U
Potassium	mg/L	--	--	--	--	--	--	--	--	--	--	--	--	--	--	--	--	--	--	--	--	--	--	--	--	--	--	--	--	--	--	5 U	**2.06**
Selenium	mg/L	< 0.02	< 0.02	< 0.02	< 0.02	< 0.02	< 0.02	< 0.02	< 0.02	< 0.02	< 0.02	< 0.0200	< 0.0200	< 0.0200	< 0.0200	< 0.020	< 0.020	< 0.0064	< 0.0064	< 0.0064	< 0.020	< 0.020	< 0.010	< 0.010	< 0.0200	< 0.0200	< 0.020	< 0.02	--	0.02 U	0.02 U	0.005 U	0.01 U
Sodium	mg/L	--	--	--	--	--	--	--	--	--	--	--	--	--	--	--	--	--	--	--	--	--	--	--	--	--	--	--	--	--	--	**52.1**	**43.9**
Thallium	mg/L	< 0.002	< 0.002	< 0.002	< 0.002	< 0.002	< 0.002	< 0.002	< 0.002	< 0.02	< 0.02	< 0.0200	< 0.0200	< 0.0200	< 0.0200	< 0.0010	< 0.0010	< 0.00025	< 0.00025	< 0.00025	< 0.0010	< 0.0010	< 0.0010	< 0.0010	< 1.00	< 1.00	< 1.00	< 1	--	0.001 U	0.001 U	0.001 U	0.001 U
Vanadium (fume or dust)	mg/L	< 0.01	< 0.01	< 0.01	< 0.01	< 0.01	< 0.01	< 0.01	< 0.01	< 0.01	< 0.01	< 0.0100	< 0.0100	< 0.0100	< 0.0100	< 0.010	< 0.010	< 0.0024	< 0.0024	< 0.0024	< 0.010	< 0.010	< 0.010	< 0.010	< 0.0100	< 0.0100	< 0.010	< 0.010	--	0.01 U	0.01 U	0.007 U	0.01 U
Zinc	mg/L	< 0.02	< 0.02	< 0.02	< 0.02	< 0.02	< 0.02	< 0.02	< 0.02	< 0.02	< 0.02	< 0.0200	< 0.0200	< 0.0200	< 0.0200	< 0.020	< 0.020	< 0.0087	< 0.0087	< 0.0087	< 0.020	< 0.020	< 0.020	< 0.020	< 0.0200	< 0.0200	< 0.020	< 0.02	--	0.02 U	0.02 U	0.02 U	0.02 U

Chemical Name	Location ID	MW-401S	MW-401S	MW-401S	MW-401S	MW-401S	MW-401S	MW-401S	MW-401S	MW-401S	MW-401S	MW-401S	MW-401S	MW-401S	MW-401S	MW-401S	MW-401S	MW-401S	MW-401S	MW-401S	MW-401S	MW-401S	MW-401S	MW-401S	MW-401S	MW-401S	MW-401S	MW-401S	MW-401S	MW-401S	MW-401S	MW-401S	MW-401S
	Sample Date	1/18/2005	7/12/2004	1/23/2004	7/15/2003	1/16/2003	7/16/2002	4/5/2002	1/18/2002	7/17/2001	1/24/2001																						
	Unit	Pre-ISCO																															
Conductivity	mS/cm	--	--	--	--	--	--	--	--	--	--																						
Dissolved Oxygen (YSI)	mg/L	--	--	--	--	--	--	--	--	--	--																						
Oxidation Reduction Potential	mV	--	--	--	--	--	--	--	--	--	--																						
pH	SU	--	--	--	--	--	--	--	--	--	--																						
Temperature	Celsius	--	--	--	--	--	--	--	--	--	--																						
Turbidity	NTU	--	--	--	--	--	--	--	--	--	--																						
Monitored Natural Attenuation Parameters																																	
Carbon Dioxide	mg/L	--	--	--	--	--	--	--	--	--	--																						
Iron	mg/L	0.081	0.12	8.9	0.04 U	0.041 B	0.053	--	0.078	1.1	0.15																						
Iron, as Ferrous (Fe+2)	mg/L	--	--	--	--	--	--	--	--	--	--																						
Manganese, Total	mg/L	0.14	1.9	0.56	2.3	1.0	1.5	--	1.9	2.3	1.8																						
Manganese, Dissolved	mg/L	--	--	--	--	--	--	--	--	--	--																						
Methane	µg/L	--	--	--	--	--	--	--	--	--	--																						
Nitrate	mg/L	--	--	--	--	--	--	--	--	--	--																						
Nitrogen	mg/L	--	--	--	--	--	--	--	--	--	--																						
Nitrogen, ammonia (as N)	mg/L	--	--	--	--	--	--	--	--	--	--																						
Oxygen	mg/L	--	--	--	--	--	--	--	--	--	--																						
Sulfate	mg/L	--	--	--	--	--	--	--	--	--	--																						
Sulfide	mg/L	--	--	--	--	--	--	--	--	--	--																						
Volatile Organic Compounds																																	
Acetone	µg/L	25 U	25 U	25 U	25 U	25 U	**24 J**	--	**12 J**	0.12 U	25 U																						
Benzene	µg/L	10 U	10 U	**6.9**	10 U	10 U	10 U	10 U	10 U	5.0 U	10 U																						
Carbon Disulfide	µg/L	10 U	10 U	10 U	10 U	10 U	10 U	--	10 U	5.0 U	10 U																						
Ethylbenzene	µg/L	10 U	10 U	10 U	10 U	10 U	10 U	10 U	10 U	5.0 U	10 U																						
Methylene Chloride	µg/L	5.0 U	5.0 U	5.0 U	5.0 U	5.0 U

Appendix E-3
Summary of Historical Ground Water Sampling Data - Decommissioned Wells
Atlanta Gas Light Company
Former Manufactured Gas Plant Site
Augusta, Ga

Chemical Name	Location ID	MW-401SAP	MW-401SAP	MW-401SAP	MW-401SAP	MW-401SAP	MW-401SAP	MW-401SAP	MW-401SAP	MW-401SAP	MW-401SAP	MW-401SAP	MW-401SAP	MW-401SAP	MW-401SAP	MW-401SAP	MW-401SAP	MW-401SAP	MW-401SAP	MW-401SAP	MW-401SAP	MW-401SAP	MW-401SAP	MW-401SAP	MW-401SAP	MW-401SAP	MW-401SAP	MW-401SAP	MW-401SAP	MW-401SAP	MW-401SAP	MW-401SAP
	Sample Date	7/27/2017	1/27/2017	7/28/2016	1/21/2016	7/28/2015	1/29/2015	1/15/15 DUP	7/16/2014	1/13/2014	7/10/2013	1/9/2013	7/24/2012	1/18/2012	7/6/2011	1/17/2011	7/20/2010	1/6/2010	7/23/2009	1/13/2009	7/17/2008	1/8/2008	7/11/2007	2/13/2007	7/13/2006	1/13/2006	7/19/2005	1/18/2005	7/12/2004	1/23/2004	7/15/2003	1/17/2003	7/16/2002	1/18/2002	7/17/2001	1/24/2001
	Unit													Post-ISCO															Pre-ISCO					
Field Parameters																																		
Conductivity	mS/cm	0.232	0.24	0.253	0.223	317	0.286	0.286	0.324	0.314	0.327	0.335	0.359	0.348	0.305	2.55	0.364	0.315	0.336	1.07	0.539	0.485	0.39	0.355	0.351	--	--	--	--	--	--	--	--	--	--	--
Dissolved Oxygen (YSI)	mg/L	0.35	0.77	0.93	0.68	0.99	1.97	1.97	2.56	0.41	0.44	0.41	1.37	0.78	3.22	5.98	6.04	12.6	7.58	198	1.39	0.49	2.31	0.47	2.3	--	--	--	--	--	--	--	--	--	--	--
Oxidation Reduction Potential	mV	150.3	241.6	173	144.8	81.1	98.6	98.6	182.5	164.4	186.6	180.0	345	230.8	155.4	206.1	155.5	63.4	167	5.73	170	329.4	238.7	258	96.7	--	--	--	--	--	--	--	--	--	--	--
pH	SU	5.54	5.44	5.89	5.6	5.85	5.94	5.94	5.94	5.95	5.96	6.06	6.06	2.99	5.40	0.256	6.24	8.07	6.01	0.318	6.04	5.92	5.88	5.9	6.00	--	--	--	--	--	--	--	--	--	--	--
Temperature	Celsius	25.26	16.46	24.97	19.31	24.5	17.92	17.92	23.21	20.47	22.56	20.86	24.98	19.05	26.87	15.7	31.64	16.15	25.11	20.14	25.12	21.35	23.06	20.39	21.4	--	--	--	--	--	--	--	--	--	--	--
Turbidity	NTU	1.62	0.69	1.72	1.68	1.97	1.19	0.84	1.19	1.52	0.58	1.00	1.90	0.78	7.37	9.02	26.0	9.50	2.7	0.85	9.9	2.14	3.24	0.46	1.41	--	--	--	--	--	--	--	--	--	--	--
Monitored Natural Attenuation Parameters																																				
Carbon Dioxide	µg/L	--	--	--	--	--	65.5	60.4	138	143	124	69	75	1000 B	910 * B	850 *	670 B	550	940	720	970	< 1000	< 1000	--	720	--	--	--	--	--	--	--	--	--	--	--
Iron	mg/L	--	--	--	--	--	--	--	--	--	--	--	--	--	--	--	--	--	--	--	--	--	--	--	0.1 U	0.104	0.1 U	0.05 U	2.6	0.33	0.28	2.5	0.19	0.43	0.66	3.6
Iron, as Ferrous (Fe+2)	mg/L	--	--	--	--	--	< 0.100	< 0.100	< 0.100	<0.100	< 0.100	< 0.10 HF	< 0.10 HF	0.025 J HF	< 0.025 HF	< 0.025 HF	< 0.10 HF	< 0.10 HF	< 0.10 HF	< 0.10 HF	< 0.10	< 0.10	< 0.10	< 0.1	0.1 U	--	--	--	--	--	--	--	--	--	--	--
Manganese, Total	mg/L	--	--	--	--	--	--	--	--	--	--	--	--	--	--	--	--	--	--	--	--	--	--	--	0.0177	0.0857	0.131	0.36	0.17	0.15	0.04	0.25	0.06	0.21	0.13	0.47
Manganese, Dissolved	mg/L	--	--	--	--	--	--	--	--	--	--	--	--	--	--	--	--	--	--	--	--	--	--	--	0.005 U	--	--	--	--	--	--	--	--	--	--	--
Methane	µg/L	--	--	--	--	--	< 4	< 4	< 4	<4	< 4	0.63	< 0.58	< 0.29	< 0.29	< 0.19	< 0.19	0.29	0.20	0.43	0.10 J	0.13	2.0	0.32	1.2	--	--	--	--	--	--	--	--	--	--	--	--
Nitrate	mg/L	--	--	--	--	--	2.6	2.4	2.6	2.9	2.4	3.0	2.8	3.8	2.4	12	12	14	11	3.1	25	5.2	3.5	5.3	3	--	--	--	--	--	--	--	--	--	--	--	--
Nitrogen	mg/L	--	--	--	--	--	--	--	--	--	--	--	--	--	--	--	--	--	--	--	--	--	--	--	16	--	--	--	--	--	--	--	--	--	--	--
Nitrogen, ammonia (as N)	mg/L	--	--	--	--	--	--	--	--	--	--	--	--	--	--	--	--	--	--	--	--	--	--	--	0.2 U	--	--	--	--	--	--	--	--	--	--	--
Oxygen	mg/L	--	--	--	--	--	8.44 H	8.45 H	8.01 H	5.22 H	5.91 H	6.2	5.7	1.3	1.6	1.5	1.6	1.5	1.1	1.2	1.2	2.4	2.9	2.3	4.2	--	--	--	--	--	--	--	--	--	--	--	--
Sulfate	mg/L	--	--	--	--	--	43	41	39	45	41	38	38	44	33	34	33	33	39	42	57	57	45	55	44	--	--	--	--	--	--	--	--	--	--	--	--
Sulfide	mg/L	--	--	--	--	--	--	--	--	--	--	--	--	--	--	--	--	--	--	--	--	--	--	--	2 U	--	--	--	--	--	--	--	--	--	--	--
Volatile Organic Compounds																																				
Acetone	µg/L	< 50	< 50	< 50	< 50	< 50	< 50	< 50	< 50	< 50	< 50	< 100	< 100	< 5.0	< 5.0	< 5.0	< 100	< 100	< 100	< 100	< 100	< 50	< 50	< 50	50 U	67 U	62 U	25 U	25 U	25 U	25 U	25 U	**18 J**	**700 D**	25 U	25 U
Benzene	µg/L	< 5.0	< 5.0	< 5.0	< 5.0	< 5.0	< 5.0	< 5.0	< 5.0	< 5.0	< 5.0	< 5.0	< 5.0	< 0.25	< 0.25	< 0.25	< 5.0	< 5.0	< 5.0	< 5.0	< 5.0	< 5.0	< 5	< 5	5 U	6.7 U	2.5 U	1.0 U	1.0 U	1.0 U	1.0 U	**0.96 J**	1.0 U	1.0 U	**5.1**
Carbon Disulfide	µg/L	< 5.0	< 5.0	< 5.0	< 5.0	< 5.0	< 5.0	< 5.0	< 5.0	< 5.0	< 5.0	< 5.0	< 5.0	< 0.60	< 0.60	< 0.60	< 5.0	< 5.0	< 5.0	< 5.0	< 5.0	< 5.0	< 5	< 5	5 U	6.7 U	2.5 U	1.0 U	1.0 U	1.0 U	1.0 U	1.0 U	1.0 U	1.0 U	1.0 U
Ethylbenzene	µg/L	< 5.0	< 5.0	< 5.0	< 5.0	< 5.0	< 5.0	< 5.0	< 5.0	< 5.0	< 5.0	< 5.0	< 5.0	< 0.11	< 0.11	< 0.11	< 5.0	< 5.0	< 5.0	< 5.0	< 5.0	< 5.0	< 5	< 5	5 U	6.7 U	2.5 U	1.0 U	1.0 U	1.0 U	1.0 U	1.0 U	1.0 U	1.0 U	1.0 U
Methylene Chloride	µg/L	< 5.0	< 5.0	< 5.0	< 5.0	< 5.0	< 5.0	< 5.0	< 5.0	< 5.0	< 5.0	< 5.0	< 5.0	< 1.0	**2.7 J B**	< 1.0	< 5.0	< 5.0	< 5.0	< 5.0	< 5.0	< 5.0	< 5	< 5	5 U	6.7 U	12 U	5.0 U	5.0 U	5.0 U	5.0 U	5.0 U	5.0 U	5.0 U	5.0 U	5.0 U
Toluene	µg/L	< 5.0	< 5.0	< 5.0	< 5.0	< 5.0	< 5.0	< 5.0	< 5.0	< 5.0	< 5.0	< 5.0	< 5.0	< 0.33	< 0.33	< 0.33	< 5.0	< 5.0	< 5.0	< 5.0	< 5.0	< 5.0	< 5	< 5	5 U	6.7 U	2.5 U	1.0 U	1.0 U	1.0 U	1.0 U	**0.38 J**	1.0 U	1.0 U	**0.7 J**
Trichloroethylene	µg/L	**5.0**	**7.1**	**7.0**	**13**	**17**	**19**	**20**	**23**	**25**	**27**	**18**	**14**	**8.7**	**1.4 J**	**1.6 J**	**1.3 J**	< 5.0	< 5.0	**1.1 J**	**2.6 J**	< 5.0	< 5	< 5	5 U	6.7 U	2.5 U	1.0 U	1.0 U	1.0 U	1.0 U	1.0 U	1.0 U	1.0 U	1.0 U	1.0 U
Xylenes, total	µg/L	< 5.0	< 5.0	< 5.0	< 5.0	< 5.0	< 5.0	< 5.0	< 5.0	< 5.0	< 5.0	< 5.0	< 5.0	< 0.20	< 0.20	< 0.20	< 5.0	< 5.0	< 5.0	< 5.0	< 5.0	< 5.0	< 5	< 5	5 U	13 U	5.0 U	2.0 U	2.0 U	2.0 U	2.0 U	2.0 U	2.0 U	2.0 U	**0.16 J**
Semivolatile Organic Compounds																																				
2-Methylnaphthalene	µg/L	--	--	--	--	--	--	--	--	--	--	--	--	--	--	--	--	--	--	--	--	--	--	--	--	0.2 U	0.2 U	0.2 U	0.2 U	0.2 U	10 U	10 U	10 U	10 U	10 U	10 U
Acenaphthene	µg/L	< 0.5	< 0.5	< 0.5	< 0.5	< 0.5	< 5.0	< 5.0	< 0.50	< 0.50	< 0.50	<0.19	< 0.20	< 0.099	< 0.096	< 0.11	< 0.19	< 0.20	< 0.19	< 0.19	< 0.19	< 10	< 10	< 10	10 U	0.2 U	0.2 U	0.2 U	0.2 U	0.2 U	10 U	10 U	10 U	10 U	10 U	10 U
Acenaphthylene	µg/L	< 1.0	< 1.0	< 1.0	< 1.0	< 1.0	< 1.0	< 1.0	< 1.0	< 1.0	< 1.0	<0.19	< 0.20	< 0.099	< 0.096	< 0.11	0.14 J	< 0.20	< 0.19	< 0.19	< 0.19	< 10	< 10	< 10	10 U	0.2 U	0.2 U	0.2 U	0.2 U	0.2 U	10 U	10 U	10 U	10 U	10 U	10 U
Anthracene	µg/L	< 0.05	< 0.05	< 0.05	< 0.05	< 0.05	< 0.050	< 0.050	< 0.050	< 0.050	< 0.050	<0.19	< 0.20	< 0.099	< 0.096	< 0.11	< 0.19	< 0.20	< 0.19	< 0.19	< 0.19	< 10	< 10	< 10	10 U	0.2 U	0.2 U	0.2 U	0.2 U	0.2 U	10 U	10 U	10 U	10 U	10 U	10 U
Benz(a)anthracene	µg/L	< 0.05	< 0.05	**0.064**	< 0.05	< 0.05	< 0.050	< 0.050	< 0.050	< 0.050	< 0.050	<0.19	< 0.20	< 0.099	< 0.096	< 0.11	< 0.19	< 0.20	< 0.19	< 0.19	< 0.19	< 0.050	< 0.05	< 0.05	0.05 U	0.2 U	0.2 U	0.2 U	0.2 U	0.2 U	10 U	10 U	10 U	10 U	10 U	10 U
Benzo(a)pyrene	µg/L	< 0.05	< 0.05	< 0.05	< 0.05	< 0.05	< 0.050	< 0.050	< 0.050	< 0.050	< 0.050	<0.19	< 0.20	< 0.099	< 0.096	< 0.11	< 0.19	< 0.20	< 0.19	< 0.19	< 0.19	< 0.050	< 0.05	< 0.05	0.05 U	0.2 U	0.2 U	0.2 U	0.2 U	0.2 U	10 U	10 U	10 U	10 U	10 U	10 U
Benzo(b)fluoranthene	µg/L	< 0.1	< 0.1	< 0.1	< 0.1	< 0.1	< 0.10	< 0.10	< 0.10	< 0.10	< 0.10	<0.19	< 0.20	< 0.099	< 0.096	< 0.11	< 0.19	< 0.20	< 0.19	< 0.19	< 0.19	< 0.10	< 0.1	< 0.1	0.1 U	0.2 U	0.2 U	0.2 U	0.2 U	0.2 U	10 U	10 U	10 U	10 U	10 U	10 U
Benzo(g,h,i)perylene	µg/L	< 0.1	< 0.1	< 0.1	< 0.1	< 0.1	< 0.10	< 0.10	< 0.10	< 0.10	< 0.10	<0.19	< 0.20	< 0.099	< 0.096	< 0.11	< 0.19	< 0.20	< 0.19	< 0.19	< 0.19	< 10	< 10	< 10	10 U	0.2 U	0.2 U	0.2 U	0.2 U	0.2 U	10 U	10 U	10 U	10 U	10 U	10 U
Benzo(k)fluoranthene	µg/L	< 0.05	< 0.05	< 0.05	< 0.05	< 0.05	< 0.050	< 0.050	< 0.050	< 0.050	< 0.050	<0.19	< 0.20	< 0.099	< 0.096	< 0.11	< 0.19	< 0.20	< 0.19	< 0.19	< 0.19	< 10	< 10	< 10	10 U	0.2 U	0.2 U	0.2 U	0.2 U	0.2 U	10 U	10 U	10 U	10 U	10 U	10 U
Chrysene	µg/L	< 0.05	< 0.05	**0.059**	< 0.05	< 0.05	< 0.050	< 0.050	< 0.050	< 0.050	< 0.050	<0.19	< 0.20	< 0.045	< 0.043	< 0.049	< 0.19	< 0.20	< 0.19	< 0.19	< 0.19	< 0.050	< 0.05	< 0.05	0.05 U	0.2 U	0.2 U	0.2 U	0.2 U	0.2 U	10 U	10 U	10 U	10 U	10 U	10 U
Dibenzo(a,h)anthracene	µg/L	< 0.1	< 0.1	< 0.1	< 0.1	< 0.1	< 0.10	< 0.10	< 0.10	< 0.10	< 0.10	<0.19	< 0.20	< 0.099	< 0.096	< 0.11	< 0.19	< 0.20	< 0.19	< 0.19	< 0.19	< 0.10	< 0.1	< 0.1	0.1 U	0.2 U	0.2 U	0.2 U	0.2 U	0.2 U	10 U	10 U	10 U	10 U	10 U	10 U
Dibenzofuran	µg/L	--	--	--	--	--	--	--	--	--	--	--	--	--	--	--	--	--	--	--	--	--	--	--	--	1.0 U	0.2 U	0.2 U	0.2 U	0.2 U	10 U	10 U	10 U	10 U	10 U	10 U
Fluoranthene	µg/L	< 0.1	< 0.1	< 0.1	< 0.1	< 0.1	< 0.10	< 0.10	< 0.10	< 0.10	< 0.10	<0.19	< 0.20	< 0.099	< 0.096	< 0.11	< 0.19	< 0.20	< 0.19	< 0.19	< 0.19	< 10	< 10	< 10	10 U	0.2 U	0.2 U	0.2 U	0.2 U	0.2 U	10 U	10 U	10 U	10 U	10 U	10 U
Fluorene	µg/L	< 0.1	< 0.1	< 0.1	< 0.1	< 0.1	< 0.10	< 0.10	< 0.10	< 0.10	< 0.10	<0.19	< 0.20	< 0.099	< 0.096	< 0.11	< 0.19	< 0.20	< 0.19	< 0.19	< 0.19	< 10	< 10	< 10	10 U	0.2 U	0.2 U	0.2 U	0.2 U	0.2 U	10 U	10 U	10 U	10 U	10 U	10 U
Indeno(1,2,3-cd)pyrene	µg/L	< 0.05	< 0.05	< 0.05	< 0.05	< 0.05	< 0.050	< 0.050	< 0.050	< 0.050	< 0.050	<0.19	< 0.20	< 0.099	< 0.096	< 0.11	< 0.19	< 0.20	< 0.19	< 0.19	< 0.19	< 0.050	< 0.05	< 0.05	0.05 U	0.2 U	0.2 U	0.2 U	0.2 U	0.2 U	10 U	10 U	10 U	10 U	10 U	10 U
Naphthalene	µg/L	< 0.5	< 0.5	< 0.5	< 0.5	**0.56**	< 500	< 500	**0.6**	< 0.50	< 0.50	<0.19	< 0.20	< 0.099	< 0.096	< 0.11	< 0.19	< 0.20	< 0.19	**0.033 J**	**0.19**	< 10	< 10	< 10	10 U	0.2 U	**0.54**	**0.37**	0.2 U	**0.54**	10 U	**3.4 J**	10 U	10 U	10 U	**19**
Phenanthrene	µg/L	< 0.05	< 0.05	< 0.05	< 0.05	< 0.05	< 0.50	< 0.50	< 0.050	< 0.050	< 0.050	<0.19	< 0.20	< 0.099	< 0.096	< 0.11	< 0.19	< 0.20	< 0.19	< 0.19	< 0.19	< 10	< 10	< 10	10 U	0.2 U	0.2 U	0.2 U	0.2 U	0.2 U	10 U	10 U	10 U	10 U	10 U	**0.38 J**
Pyrene	µg/L	< 0.05	< 0.05	**0.076**	< 0.05	< 0.05	< 0.050	< 0.050	< 0.050	< 0.050	< 0.050	<0.19	< 0.20	< 0.099	< 0.096	< 0.11	< 0.19	< 0.20	< 0.19	< 0.19	< 0.19	< 10	< 10	< 10	10 U	0.2 U	0.2 U	0.2 U	0.2 U	0.2 U	10 UJ	10 U	10 U	10 U	10 U	10 U
Inorganic Compounds																																				
Aluminum (fume or dust)	mg/L	--	--	--	--	--	--	--	--	--	--	--	--	--	--	--	--	--	--	--	--	--	--	--	--	0.2 U	0.2 U	0.2 U	**2.3**	**0.3**	**0.5**	**3.3**	**0.27**	0.63 U	**1.2 N**	**6.4**
Antimony	mg/L	< 0.006	< 0.006	< 0.006	< 0.006	< 0.02	< 0.0200	< 0.0200	< 0.0200	< 0.0200	< 0.0200	< 0.020	< 0.020	< 0.0053	< 0.0053	< 0.0053	< 0.020	< 0.020	< 0.020	< 0.020	< 0.020	< 0.0200	< 0.02	< 0.02	0.02 U	0.01 U	0.006 U	0.02 U	0.006 U	0.02 U	0.02 U	0.02 U	0.02 U	0.02 U	0.02 U	0.02 U
Arsenic	mg/L	< 0.05	< 0.05	< 0.05	< 0.05	< 0.05	< 0.0500	< 0.0500	< 0.0500	< 0.0500	< 0.0500	< 0.020	< 0.020	< 0.0046	< 0.0046	< 0.0046	< 0.020	< 0.020	< 0.020	< 0.010	< 0.010	<0.0500	< 0.05	< 0.05	0.05 U	0.01 U	0.01 U	0.01 U	0.01 U	0.01 U	0.01 U	0.01 U	0.01 U	0.01 U	**0.0032 B**	**0.0032 B**
Barium	mg/L	**0.0831**	**0.0813**	**0.0615**	**0.0774**	**0.0623**	**0.0576**	**0.0566**	**0.0522**	**0.052**	**0.0498**	**0.061**	**0.063**	**0.075**	**0.083**	**0.10**	**0.086**	**0.082**	**0.075**	**0.077**	**0.064**	**0.0790**	**0.0653**	**0.0770**	**0.0705**	0.2 U	**0.0614**	**0.062**	**0.069**	**0.049**	**0.04**	**0.065**	**0.053**	**0.077**	**0.078**	**0.074**
Beryllium	mg/L	< 0.004	< 0.004	< 0.004	< 0.004	< 0.01	< 0.0100	< 0.0100	< 0.0100	< 0.0100	< 0.0100	< 0.0040	< 0.0040	< 0.00020	< 0.00020	< 0.00020	< 0.0040	< 0.0040	< 0.0040	< 0.0040	< 0.0040	< 0.0100	< 0.010	< 0.010	0.01 U	0.005 U	0.004 U	0.004 U	0.004 U	0.004 U	0.004 U	0.004 U	0.004 U	0.004 U	0.004 U	0.004 U
Cadmium	mg/L	**0.0143**	**0.0184**	< 0.005	**0.00946**	< 0.005	< 0.0050	< 0.0050	< 0.0050	< 0.0050	< 0.0050	< 0.0050	< 0.0050	< 0.0020	< 0.0020	< 0.0020	< 0.0050	< 0.0050	< 0.0050	< 0.0050	< 0.0050	< 0.0050	< 0.005	< 0.005	0.005 U	0.002 U	0.005 U	0.005 U	0.005 U	0.005 UJ	0.005 U	0.005 U	0.005 U	0.005 U	0.005 U	0.005 U
Calcium metal	mg/L	--	--	--	--	--	--	--	--	--	--	--	--	--	--	--	--	--	--	--	--	--	--	--	--	**16**	**18.2**	**17**	**23**	**15**	**15**	**15**	**12**	**14**	**14**	**12**
Chromium	mg/L	< 0.01	< 0.01	< 0.01	< 0.01	< 0.01	< 0.0100	< 0.0100	< 0.0100	< 0.0100	< 0.0100	< 0.010	< 0.010	< 0.0012	< 0.0012	**0.0015 J**	< 0.010	< 0.010	< 0.010	**0.0015 J**	**0.0021 J**	< 0.0100	< 0.010	< 0.010	0.01 U	0.005 U	0.01 U	0.01 U	0.01 U	0.01 U	0.01 U	**0.0042 B**	0.01 U	0.01 U	0.01 U	**0.0047 B**
Cobalt	mg/L	--	--	--	--	--	--	--	--	--	--	--	--	--	--	--	--	--	--	--	--	--	--	--	--	0.007 U	0.01 U	0.01 U	0.01 U	0.01 U	0.01 UJ	0.01 U	0.01 U	0.01 U	0.01 U	**0.0035 B**
Copper	mg/L	< 0.01	< 0.01	< 0.01	< 0.01	< 0.01	< 0.0100	< 0.0100	< 0.0100	< 0.0100	< 0.0100	< 0.020	< 0.020	< 0.0019	< 0.0019	< 0.0019	**0.0025 J**	< 0.020	< 0.020	< 0.020	< 0.020	< 0.0100	< 0.010	< 0.010	0.01 U	0.025 U	0.02 U	0.02 U	0.02 U	0.02 U	0.02 U	**0.0057 B**	0.02 U	**0.0019 B**	0.02 U	**0.0026 B**
Cyanide	mg/L	< 0.01	< 0.01	< 0.01	< 0.01	< 0.01	< 0.010	< 0.010	< 0.010	< 0.010	< 0.010	< 0.010	< 0.010	< 0.0050	< 0.0050	< 0.0050	< 0.010	< 0.010	< 0.010	0.012	< 0.010	< 0.010	< 0.010	< 0.002	0.01 U	0.01 U	0.01 U	0.01 U	0.01 U	0.01 U	0.015 U	0.01 U	0.01 U	0.01 U	0.01 U	0.01 U
Lead	mg/L	< 0.01	< 0.01	< 0.01	< 0.01	< 0.01	< 0.0100	< 0.0100	< 0.0100	< 0.0100	< 0.0100	< 0.010	< 0.010	< 0.0040	< 0.0040	< 0.0040	< 0.010	< 0.010	< 0.010	< 0.0050	< 0.0050	< 0.0100	< 0.010	< 0.010	0.01 U	0.003 U	0.005 U	0.005 U	**0.0081**	0.005 U	0.005 UJ	0.005 U	0.005 U	0.005 U	0.005 U	0.005 U
Magnesium	mg/L	--	--	--	--	--	--	--	--	--	--	--	--	--	--	--	--	--	--	--	--	--	--	--	--	**7.43**	**7.67**	**7**	**7**	**6**	**6.7**	**7.1**	**5.7**	**6.6**	**6.4**	**6.2**
Mercury	mg/L	< 0.0002	< 0.0002	< 0.0002	< 0.0002	**0.00042**	0.00036	0.00036	**0.00037**	**0.00036**	**0.00062**	**0.00025**	**0.00021**	< 0.000091	< 0.000091	< 0.000091	< 0.00020	< 0.00020	< 0.00020	< 0.00020	< 0.00020	< 0.00020	< 0.0002	< 0.0002	0.0002 U	0.0002 U	0.0002 U	**0.0005**	**0.00085 F4**	0.0002 U	0.0002 U	0.0002 U	**0.000098 B**	0.0002 U	0.0002 U	0.0002 U	0.00020 U
Nickel	mg/L	< 0.02	< 0.02	< 0.02	< 0.02	< 0.02	< 0.0200	< 0.0200	< 0.0200	< 0.0200	< 0.0200	< 0.040	< 0.040	< 0.0023	< 0.0023	< 0.0023	**0.0046 J**	< 0.040	< 0.040	< 0.040	< 0.040	< 0.0200	< 0.02	< 0.02	0.02 U	0.04 U	0.04 U	0.04 U	0.04 U	0.04 U	0.04 UJ	0.04 U	0.04 U	0.04 U	0.04 U	0.04 U
Potassium	mg/L	--	--	--	--	--	--	--	--	--	--	--	--	--	--	--	--	--	--	--	--	--	--	--	5 U	**2.8**	**3.1**	**3.5**	**2.6**	**3.4**	**2.8**	**2.5**	**2.6**	**2.7**	**2.7**
Selenium	mg/L	< 0.02	< 0.02	< 0.02	< 0.02	< 0.02	< 0.0200	< 0.0200	< 0.0200	< 0.0200	< 0.0200	< 0.020	< 0.020	< 0.0064	< 0.0064	< 0.0064	< 0.020	< 0.020	< 0.020	< 0.010	< 0.010	< 0.0200	< 0.02	< 0.02	0.02 U	0.005 U	0.01 U	0.01 U	0.01 U	0.01 U	0.01 U	0.01 U	**0.0054 B**	0.01 U	0.01 U	**0.0045 B**
Sodium	mg/L	--	--	--	--	--	--	--	--	--	--	--	--	--	--	--	--	--	--	--	--	--	--	--	--	**74.9**	**92**	**100**	**88**	**120**	**100**	**120**	**110**	**120**	**140**	**180**
Thallium	mg/L	< 0.002	< 0.002	< 0.002	< 0.002	< 0.02	< 0.0200	< 0.0200	< 0.0200	< 0.0200	< 0.0200	< 0.0010	< 0.0010	< 0.00025	< 0.00025	< 0.00025	< 0.0010	< 0.0010	< 0.0010	< 0.0010	< 0.0010	< 1.00	< 1.00	< 1	0.001 U	0.001 U	0.001 U	0.002 U	0.001 U	0.001 U	0.002 U	0.002 U	0.002 UW	0.002 UJ	0.002 UN	0.002 U
Vanadium (fume or dust)	mg/L	< 0.01	< 0.01	< 0.01	< 0.01	< 0.01	< 0.0100	< 0.0100	< 0.0100	< 0.0100	< 0.0100	< 0.010	< 0.010	< 0.0024	< 0.0024	< 0.0024	< 0.010	< 0.010	< 0.010	< 0.010	< 0.010	< 0.0100	< 0.010	< 0.010	0.01 U	0.007 U	0.01 U	0.01 U	0.01 U	0.01 U	0.01 UJ	**0.0066 B**	0.01 U	0.01 U	**0.0085 B**
Zinc	mg/L	**0.0292**	**0.0332**	< 0.02	**0.029**	< 0.02	< 0.0200	< 0.0200	< 0.0200	< 0.0200	**0.0231**	< 0.020	< 0.020	**0.0094 J**	**0.011 J**	**0.010 J**	**0.012 J**	< 0.020	< 0.020	< 0.020	< 0.020	< 0.0200	< 0.02	< 0.02	0.02 U	0.02 U	0.02 U	0.02 U	0.02 U	0.02 U	**0.03**	**0.029**	0.02 U	**0.0092 B**	**0.0068 B**	**0.021**

Notes:
ISCO - *in-situ* chemical oxidation

Data Qualifier Defintions:
-- - Not analyzed
B (Inorganics) - Estimated analyte concentration
D - Analyte concentration reported from secondary dilution
DB - Analyte concentration reported from secondary dilution; analyte detected in method blank
H - Holding time exceeded for sample
J - Estimated analyte concentration
JB (Organic) - Estimated analyte concentration; analyte detected in method blank
Bold = Exceeds the laboratory detection limit
JM (Organic) - Estimated analyte concentration; spike sample recovery outside control limits
M (Organic) - Spike sample recovery outside control limits
N - Spike sample recovery outside of control limits
R - Sample data results rejected due to deficiencies in the ability to meet quality control standards
< - Analyte not detected at referenced detection limit
U - Analyte not detected at referenced detection limit
UJ - Analyte not detected; low method bias and/or matrix interference
UN - Analyte not detected; spiked sample recovery outside of control limits
UR - Analyte not detected; data rejected
UWN - Analyte not detected; post digestion spike and spike sample recovery outside control limits

Appendix E-3
Summary of Historical Ground Water Sampling Data - Decommissioned Wells
Atlanta Gas Light Company
Former Manufactured Gas Plant Site
Augusta, Ga

Chemical Name	Location ID	MW-502D	MW-502D	MW-502D	MW-502D	MW-502D	MW-502D	MW-502D	MW-502D	MW-502D	MW-502D	MW-502D	MW-502D	MW-502D	MW-502D	MW-502D	MW-502D	MW-502D	MW-502D	MW-502D	MW-502D
	Sample Date	1/14/2014	1/14/14 DUP	1/10/2013	1/13/13 DUP	7/25/2012	7/20/12 DUP	1/19/2011	01/11/11 DUP	7/7/2011	1/19/2011	7/19/2010	1/12/2010	1/10/10 DUP	7/23/2009	1/21/2009	7/21/2008	1/8/2008	7/10/2007	07/07/07 DUP	2/14/2007
	Unit	Post-ISCO																			
Field Parameters																					
Conductivity	mS/cm	0.626	0.626	1.157	1.157	0.707	0.707	0.690	0.690	0.693	0.890	0.800	0.709	0.709	0.69	0.350	0.677	0.819	0.642	0.642	0.794
Dissolved Oxygen (YSI)	mg/L	0.27	0.27	0.33	0.33	0.66	0.66	1.00	1.00	0.30	6.11	0.46	0.15	0.15	0.08	5.95	0.28	0.23	0.41	0.41	1.66
Oxidation Reduction Potential	mV	-48.5	-48.5	-106.8	-106.8	-46.0	-46.0	-43.7	-43.7	-27.0	-60.6	-87.4	-18.2	-18.2	-40.9	-40	-48.7	-48.1	-12.0	-12.0	-30
pH	SU	6.02	6.02	6.52	6.52	6.12	6.12	6.04	6.04	5.46	0.713	6.25	6.73	6.73	5.9	0.629	5.86	5.88	5.88	5.88	6.02
Temperature	Celsius	20.32	20.32	15.30	15.30	23.85	23.85	21.50	21.50	25.93	19.65	27.39	17.29	17.29	23.33	18.42	25.86	21.87	23.16	23.16	20.39
Turbidity	NTU	8.70	8.70	79.30	79.30	>999	>999	9.70	9.70	67.6	289	67	NM	NM	6.5	3	9.36	63.2	68.3	68.3	2.34
Monitored Natural Attenuation Parameters																					
Carbon Dioxide	µg/L	621	713	270	270	400	370	7,100 B	7,000 B	5,500 B	4,600	4,500 B	4,700	4,300	4,600	4,400	3,900	< 1000	< 1000	< 1000	--
Iron, as Ferrous (Fe+2)	mg/L	45	52.5	14 HF	14 HF	48 HF	44 HF	52 HF	55 HF	56 HF	28 HF	50 HF	59 HF	59 HF	59 HF	36 HF	31	78.0	67.6	70.5	76.2
Methane	µg/L	8,700	16,000	10,000	9,500	9,300	11,000	7,100	7,800	6,500	8300	7400	14000	14000	12000	10000	3300	9,100	11,000	12,000	15,000
Nitrate	mg/L	< 0.25	< 0.25	< 2.5	< 2.5	< 0.25	< 0.25	< 0.25	< 0.25	< 0.075	< 0.36	< 1.1	< 1.1	< 1.1	< 1.1	< 0.050	< 0.50	< 0.25	< 0.25	< 0.25	< 0.25
Oxygen	mg/L	< 1.00	1.01 H	2.0	2.3	1.5	2.1	1.2	1.1	0.82	0.84	0.81	0.74	0.87	0.53	0.75	0.49	0.73	1.0	0.72	0.24 J
Sulfate	mg/L	< 1.0	< 1.0	< 100	< 100	< 5.0	< 5.0	< 2.6	< 2.6	< 2.6	< 2.6	< 5.0	< 5.0	< 5.0	< 5.0	< 5.0	< 5.0	< 1.0	1.3	< 1.0	< 1
Volatile Organic Compounds																					
Acetone	µg/L	< 50	< 50	< 2,000	< 2,000	< 2,000	< 100	< 100	< 250	< 100	< 100	< 1000	< 2000	< 2000	< 2000	< 2000	< 1000	**120**	< 5,000 J	< 5,000 J	< 50
Benzene	µg/L	**430**	**450**	**430**	**400**	**410**	**370 D**	**440**	**510**	**420**	**530**	**430**	**720**	**690**	**500**	**430**	**680**	**1,300**	**660**	**660**	**1,000**
Carbon Disulfide	µg/L	< 5.0	< 5.0	< 100	<100	< 100	< 5.0	< 12	< 30	< 12	< 12	< 50	< 100	< 100	< 100	< 100	< 50	< 5.0	< 5	< 5	< 5
Ethylbenzene	µg/L	**1,500**	**1,600**	**2,600**	**2,700**	**1,100**	**850 D**	**1,600**	**1,600**	**1,400**	**1,700**	**1000**	**1900**	**1800**	**1400**	**1100**	**1800**	**1,400**	**2,400**	**2,400**	**3,300**
Methylene Chloride	µg/L	< 5.0	< 5.0	< 100	<100	< 100	< 5.0	< 20	< 50	< 20	< 20	< 100	< 100	< 100	< 100	< 100	< 50	< 5.0	< 5	< 5	< 5
Toluene	µg/L	**67**	**69**	**170**	**210**	< 100	**54**	**72 J**	**120 J**	**110**	**140**	**120**	**250**	**230**	**160**	**170**	**280**	**310**	**390**	**400**	**860**
Trichloroethylene	µg/L	< 5.0	< 5.0	< 100	<100	< 100	< 5.0	< 2.6	< 6.5	< 2.6	< 2.6	< 50	< 100	< 100	< 100	< 100	< 50	< 5.0	< 5	< 5	< 5
Xylenes, total	µg/L	**1,000**	**1,100**	**2,400**	**2,600**	**780**	**520**	**1,200**	**1,200**	**1,100**	**1,600**	**880**	**1800**	**1800**	**1200**	**1000**	**1600**	**2,100**	**2,300**	**2,400**	**3,700**
Semivolatile Organic Compounds																					
Acenaphthene	µg/L	**130**	**130**	**3,800**	**6,200**	< 190	190	**200**	**180**	**140**	**4,300**	**110**	**570**	**120**	**110**	**63**	**49**	**83**	**79**	**92**	**110**
Acenaphthylene	µg/L	**13**	**13**	**1,900**	**3,100**	< 190	< 190	**67**	**39**	**88**	**2,700**	**53**	**640**	**130**	**82**	**44**	**46**	**64**	**61**	**71**	**130**
Anthracene	µg/L	**7.4**	**7.4**	**2,000**	**3,200**	< 190	< 190	**43**	**11**	**39**	**2,800**	**14**	**400**	**49**	**22**	6.5 J	4.4	< 10	< 10	< 10	< 10
Benz(a)anthracene	µg/L	**1.5**	**1.6**	**1,300**	**2,100**	< 190	< 190	**35**	**2.9**	**25**	**1,300**	**6.6**	**210**	<19	**12**	< 38	< 4.2	**1.1**	**1.0**	**1.1**	**0.14**
Benzo(a)pyrene	µg/L	**1.4**	**1.4**	**1,100**	**1,900**	< 190	< 190	**35**	**3.0**	**20**	**1,200**	**5.4**	**190**	<19	**7.9**	< 38	< 4.2	**0.85**	**0.53**	**0.59**	**0.16**
Benzo(b)fluoranthene	µg/L	**1**	**1**	**1,100**	**1,800**	< 190	< 190	**27**	**2.4**	< 2.0	**520**	< 1.9	<100	<19	**7.9**	< 38	< 4.2	**0.58**	**0.48**	**0.51**	**0.1**
Benzo(g,h,i)perylene	µg/L	**0.61**	**0.61**	**330**	**530**	< 190	< 190	**14**	**1.5 J**	**5.7**	**380**	1.7 J	<100	<19	< 3.8	< 38	< 4.2	< 10	< 10	< 10	< 10
Benzo(k)fluoranthene	µg/L	**0.4**	**0.47**	<21	<22	< 190	< 190	**13**	**1.1 J**	**16**	**720**	**3.3**	<100	<19	< 3.8	< 38	< 4.2	< 10	< 10	< 10	< 10
Chrysene	µg/L	**1.1**	**1.2**	**960**	**1,600**	< 190	< 190	**28**	**2.6**	**19**	**1,100**	**5.3**	**190**	<19	**10**	< 38	< 4.2	**0.78**	**0.58**	**0.62**	**0.16**
Dibenzo(a,h)anthracene	µg/L	**0.13**	**0.14**	**130**	<22	< 190	< 190	**4.5**	< 1.1	**2.1 J**	< 110	< 1.9	<100	<19	< 3.8	< 38	< 4.2	<0.1	<0.1	< 10	< 0.1
Fluoranthene	µg/L	**4.1**	**4**	**2,400**	**3,800**	< 190	< 190	**53**	**7.9**	**37**	**2,500**	**12**	**410**	**36**	**23**	**4.0 J**	**1.6**	< 10	< 10	< 10	< 10
Fluorene	µg/L	**38**	**38**	**3,000**	**5,100**	< 190	< 190	**92**	**63**	**130**	**4,600**	**55**	**650**	**82**	**67**	**25 J**	**25**	**34**	**34**	**40**	**50**
Indeno(1,2,3-cd)pyrene	µg/L	**0.49**	**0.51**	**330**	**480**	< 190	< 190	**12**	**1.3 J**	**5.5**	**310**	1.5 J	<100	<19	< 3.8	< 38	< 4.2	**0.30**	**0.22**	**0.23**	**0.11**
Naphthalene	µg/L	**4,900**	**4,300**	**29,000**	**50,000**	**4,100**	**4,700**	**6,300**	**7,700**	**3,900**	**46,000**	**3,400**	**9,200**	**6,100**	**5,200**	**3,100**	**3,300**	**4,300**	**4,100**	**4,000**	**4,800**
Phenanthrene	µg/L	**38**	**37**	**7,700**	**13,000**	< 190	< 190	**170**	**65**	**170**	**7,800**	**67**	**1,200**	**140**	**89**	**30 J**	**23**	**34**	**31**	**37**	**51**
Pyrene	µg/L	**6.3**	**6.3**	**3,700**	**6,100**	< 190	< 190	**68**	**10**	**72**	**3,800**	**20**	**670**	**47**	**40**	5.4 J	**2.4**	< 10	< 10	< 10	< 10
Inorganic Compounds																					
Antimony	mg/L	< 0.0200	< 0.0200	< 0.020	< 0.020	< 0.020	< 0.020	< 0.0053	< 0.0053	< 0.0053	< 0.0053	**0.0070 J**	< 0.020	< 0.020	< 0.020	< 0.020	< 0.020	< 0.0200	< 0.02	< 0.02	< 0.02
Arsenic	mg/L	< 0.0500	< 0.0500	< 0.020	< 0.020	< 0.020	< 0.020	< 0.0046	< 0.0046	< 0.0046	< 0.0046	< 0.020	< 0.020	< 0.020	< 0.020	< 0.010	< 0.010	< 0.0500	< 0.05	< 0.05	< 0.05
Barium	mg/L	**0.671**	**0.665**	**0.59**	**0.58**	**0.68**	**0.67**	**0.66**	**0.71**	**0.64**	**0.63**	**0.74**	**0.68**	**0.69**	**0.74**	**0.66**	**0.68**	**0.612**	**0.648**	**0.632**	**0.694**
Beryllium	mg/L	< 0.0100	< 0.0100	< 0.0040	< 0.0040	< 0.0040	< 0.0040	< 0.00020	< 0.00020	< 0.00020	**0.00050 J**	**0.00052 J**	< 0.0040	< 0.0040	< 0.0040	< 0.0040	**0.00020 J**	< 0.0100	< 0.010	< 0.010	< 0.010
Cadmium	mg/L	< 0.0050	< 0.0050	< 0.0050	< 0.0050	< 0.0050	< 0.0050	< 0.0020	< 0.0020	< 0.0020	< 0.0020	< 0.0050	< 0.0050	< 0.0050	< 0.0050	< 0.0050	0.00062	< 0.0050	< 0.005	< 0.005	< 0.005
Chromium	mg/L	< 0.0100	< 0.0100	< 0.010	< 0.010	< 0.010	< 0.010	**0.0019 J**	**0.0020 J**	**0.0045 J**	**0.0085 J**	**0.023**	<0.010	<0.010	**0.046**	**0.0017 JB**	**0.0021 J**	< 0.0100	< 0.010	< 0.010	< 0.010
Copper	mg/L	< 0.0100	< 0.0100	< 0.020	< 0.020	< 0.020	< 0.020	< 0.0019	< 0.0019	**0.0027 J**	**0.0080 JB**	**0.015 J**	<0.020	<0.020	**0.039**	< 0.020	< 0.020	< 0.0100	< 0.010	< 0.010	< 0.010
Cyanide	mg/L	**0.012**	**0.018**	**0.013**	**0.012**	**0.011**	**< 0.010**	**0.0080 J**	**0.010**	**0.014**	**0.012**	**0.01**	**0.016**	**0.013**	**0.018**	**0.012**	**0.014**	**0.013**	< 0.010	< 0.010	0.008
Lead	mg/L	< 0.0100	< 0.0100	< 0.010	< 0.010	< 0.010	< 0.010	< 0.0040	< 0.0040	< 0.0040	< 0.0040	< 0.010	< 0.010	< 0.010	< 0.010	< 0.0050	< 0.0050	< 0.0100	< 0.010	< 0.010	< 0.010
Mercury	mg/L	< 0.00020	< 0.00020	< 0.00020	< 0.00020	< 0.00020	< 0.00020	< 0.000091	< 0.000091	< 0.000091	< 0.000091	< 0.00020	< 0.00020	< 0.00020	< 0.00020	< 0.00020	< 0.00020	< 0.00020	< 0.0002	< 0.0002	< 0.0002
Nickel	mg/L	< 0.0200	< 0.0200	< 0.040	< 0.040	< 0.040	< 0.040	< 0.0023	< 0.0023	**0.0049 J**	**0.0047 J**	**0.0072 J**	< 0.040	< 0.040	< 0.040	**0.0017 J**	**0.0030 J**	< 0.0200	< 0.02	< 0.02	< 0.02
Selenium	mg/L	< 0.0200	< 0.0200	< 0.020	< 0.020	< 0.020	< 0.020	< 0.0064	< 0.0064	< 0.0064	< 0.0064	< 0.020	< 0.020	< 0.020	< 0.020	< 0.010	< 0.010	< 0.0200	< 0.02	< 0.02	< 0.02
Thallium	mg/L	< 0.0200	< 0.0200	< 0.0010	< 0.0010	< 0.0010	< 0.0010	< 0.00025	< 0.00025	< 0.00025	< 0.00025	< 0.0010	< 0.0010	< 0.0010	< 0.0010	< 0.0010	< 0.0010	< 1.00	< 1.00	< 1.00	< 1
Vanadium (fume or dust)	mg/L	< 0.0100	< 0.0100	< 0.010	< 0.010	< 0.010	< 0.010	< 0.0024	< 0.0024	**0.0030 J**	**0.0063 J**	**0.02**	**0.014**	<0.010	**0.047**	< 0.010	< 0.010	< 0.0100	< 0.010	< 0.010	< 0.010
Zinc	mg/L	< 0.0200	< 0.0200	< 0.020	< 0.020	< 0.020	< 0.020	< 0.0087	< 0.0087	< 0.0087	**0.013 J**	**0.023**	<0.020	<0.020	**0.048**	< 0.020	< 0.020	< 0.0200	**0.0354**	**0.0256**	< 0.02

Notes:
ISCO - *in-situ* chemical oxidation

Data Qualifier Defintions:
-- - Not analyzed
B (Inorganics) - Estimated analyte concentration
D - Analyte concentration reported from secondary dilution
DB - Analyte concentration reported from secondary dilution; analyte detected in method blank
H - Holding time exceeded for sample
J - Estimated analyte concentration
JB (Organic) - Estimated analyte concentration; analyte detected in method blank
Bold = Exceeds the laboratory detection limit
JM (Organic) - Estimated analyte concentration; spike sample recovery outside control limits
M (Organic) - Spike sample recovery outside control limits
N - Spike sample recovery outside of control limits
R - Sample data results rejected due to deficiencies in the ability to meet quality control standards
< - Analyte not detected at referenced detection limit
UJ - Analyte not detected; low method bias and/or matrix interference
UN - Analyte not detected; spiked sample recovery outside of control limits
UR - Analyte not detected; data rejected
UWN - Analyte not detected; post digestion spike and spike sample recovery outside control limits

Appendix E-3
Summary of Historical Ground Water Sampling Data - Decommissioned Wells
Atlanta Gas Light Company
Former Manufactured Gas Plant Site
Augusta, Ga

Chemical Name	Location ID	MW-503BR	MW-503BR	MW-503BR	MW-503BR	MW-503BR	MW-503BR	MW-503BR	MW-503BR	MW-503BR	MW-503BR	MW-503BR	MW-503BR	MW-503BR	MW-503BR	MW-503BR	MW-503BR	MW-503BR	MW-504BR	MW-504BR	MW-504BR	MW-504BR	MW-504BR	MW-504BR	MW-504BR	MW-504BR	MW-504BR	MW-504BR	MW-504BR	MW-504BR	MW-504BR	MW-504BR
	Sample Date	7/25/2017	1/24/2017	7/26/2016	1/19/2016	7/29/2015	1/15/2015	7/16/2014	1/13/2014	7/11/2013	1/10/2013	7/26/2012	1/19/2012	7/6/2011	1/19/2011	7/19/2010	1/12/2010	7/29/2009	1/19/2009	7/25/2017	1/24/2017	7/26/2016	1/19/2016	7/29/2015	1/14/2015	7/16/2014	1/8/2014	7/10/2013	1/10/2013	7/26/2012	1/19/2012	7/7/2011	1/20/2011	7/19/2010	1/12/2010	7/23/2009	1/15/2009
	Unit	Post-Extraction					During Extraction													Post-Extraction					During Extraction											
Volatile Organic Compounds																																				
Acetone	µg/L	< 50	< 50	< 50	< 50	< 50	< 50	< 50	< 50	< 50	< 200	< 100	**13 J**	< 50	< 5.0	< 5000	<2000	< 20000	< 20000	< 50	< 50	< 50	< 50	< 50	< 50	< 50	< 50	< 50	< 100	< 100	< 5.0	< 5.0	< 5.0	< 1000	< 1000	< 1000	< 2000
Benzene	µg/L	**690**	< 5.0	**750**	< 5.0	**790**	**35**	**910**	< 5.0	**180**	**300**	**770 D**	**20**	**1,200**	< 0.25	**5,200**	**1,700**	**13,000**	**26,000**	**160**	< 5.0	**16**	< 5.0	**210**	< 5	**570**	< 5.0	< 5.0	**160**	**51**	**300**	**43**	**120**	**610**	**650**	**950**	**2600**
Carbon Disulfide	µg/L	< 5.0	< 5.0	< 5.0	< 5.0	< 5.0	< 5.0	< 5.0	< 5.0	< 5.0	< 10	< 5.0	< 0.60	< 6.0	< 0.60	< 250	<100	< 1000	< 1000	< 5.0	< 5.0	< 5.0	< 5.0	< 5.0	< 5.0	< 5.0	< 5.0	< 5.0	< 5.0	< 5.0	< 0.60	< 0.60	< 0.60	< 50	< 50	< 50	**14 J**
Ethylbenzene	µg/L	**34**	< 5.0	**53**	< 5.0	**65**	< 5	**86**	< 5.0	**18**	**44**	**36**	**2.2 J**	**70**	**1.7 J**	**370**	**120**	< 1000	**1,100**	**28**	< 5.0	< 5.0	< 5.0	**22**	< 5	**130**	< 5.0	< 5.0	**22**	**8.0**	**41**	**8.4**	**4.1 J**	**110**	**110**	**180**	< 100
Methylene Chloride	µg/L	< 5.0	< 5.0	< 5.0	< 5.0	< 5.0	< 5.0	< 5.0	< 5.0	< 5.0	< 10	< 5.0	< 1.0	< 10	< 1.0	< 250	<100	< 1000	< 1000	< 5.0	< 5.0	< 5.0	< 5.0	< 5.0	< 5.0	< 5.0	< 5.0	< 5.0	< 5.0	< 5.0	< 1.0	< 1.0	< 1.0	< 50	< 50	< 50	**230**
Toluene	µg/L	**120**	< 5.0	**79**	< 5.0	**240**	**12**	**270**	< 5.0	**77**	< 10	**230**	**8.7**	**410**	**1.1 J**	**2,100**	**620**	**4,600**	**8,500**	**64**	< 5.0	**6.6**	< 5.0	**80**	< 5	**220**	< 5.0	< 5.0	**49**	**16**	**86**	**16**	**2.8 J**	**260**	**150**	**210**	**150 B**
Trichloroethylene	µg/L	< 5.0	< 5.0	< 5.0	< 5.0	< 5.0	< 5.0	< 5.0	< 5.0	< 5.0	< 10	< 5.0	**0.22 J**	< 1.3	< 0.13	< 250	<100	< 1000	< 1000	< 5.0	< 5.0	< 5.0	< 5.0	< 5.0	< 5.0	< 5.0	< 5.0	< 5.0	< 5.0	< 5.0	< 0.13	< 0.13	< 0.13	< 50	< 50	< 50	< 100
Xylenes, total	µg/L	**62**	< 5.0	**61**	< 5.0	**76**	< 5	**100**	< 5.0	**26**	**22**	**88**	**3.4 J**	**130**	**0.29 J**	**740**	**180**	< 1000	**2,200**	**46**	< 5.0	**5.2**	< 5.0	**25**	< 5.0	**110**	< 5.0	< 5.0	**23**	**8.4**	**45**	**8.6**	**4.6 J**	**140**	**83**	**110**	**120**
Semivolatile Organic Compounds																																				
Acenaphthene	µg/L	< 0.5	< 0.5	< 0.5	< 0.5	< 0.5	< 0.50	< 0.50	< 0.50	< 0.50	**2.8**	< 20	**0.22**	**2.1**	< 0.099	**9.8**	**2.8**	< 3.8 *	**21 J***	< 0.5	< 0.5	**6.5**	< 0.5	< 0.5	< 0.5	< 0.50	< 0.50	< 0.50	**0.38**	**0.24**	**1.6 J**	**0.35**	**14**	**1.6 J**	< 1.9	**6.4**	**6.0 J**
Acenaphthylene	µg/L	< 1.0	< 1.0	< 1.0	< 1.0	< 1.0	< 1.0	< 1.0	< 1.0	< 1.0	**0.39**	< 20	**0.20**	**1.9**	< 0.099	**7.3 J**	**2.4**	**8.7**	**66 ***	**1.2**	< 1.0	< 1.0	< 1.0	**2.1**	< 1	< 1.0	< 1.0	< 1.0	**0.31**	< 0.22	**1.2 J**	**0.23**	**0.47**	**2.8**	< 1.9	**9.9**	**3.0 J**
Anthracene	µg/L	< 0.05	< 0.05	< 0.05	< 0.05	< 0.05	< 0.05	**0.05**	< 0.05	**0.053**	< 0.20	< 20	< 0.096	**0.24**	< 0.099	< 9.4	< 1.9	< 3.8	< 38 *	**0.074**	< 0.05	< 0.05	< 0.05	**0.067**	< 0.05	**0.25**	< 0.05	< 0.05	< 0.20	< 0.22	< 0.96	**0.098 J**	**0.17 J**	< 1.9	< 1.9	< 3.9	< 19
Benz(a)anthracene	µg/L	< 0.05	**0.053**	< 0.05	< 0.05	< 0.05	< 0.05	< 0.05	< 0.05	< 0.05	< 0.20	< 20	**0.098 J**	**0.16 J**	< 0.099	< 9.4	< 1.9	< 3.8	< 38	< 0.05	< 0.05	< 0.05	< 0.05	< 0.05	< 0.05	< 0.05	< 0.05	< 0.05	< 0.20	< 0.22	< 0.96	< 0.096	< 0.099	< 1.9	< 1.9	< 3.9	< 19
Benzo(a)pyrene	µg/L	< 0.05	< 0.05	< 0.05	< 0.05	< 0.05	< 0.05	< 0.05	< 0.05	< 0.05	< 0.20	< 20	**0.11 J**	**0.16 J**	< 0.099	< 9.4	< 1.9	< 3.8	< 38	< 0.05	< 0.05	< 0.05	< 0.05	< 0.05	< 0.05	< 0.05	< 0.05	< 0.05	< 0.20	< 0.22	< 0.96	< 0.096	< 0.099	< 1.9	< 1.9	< 3.9	< 19
Benzo(b)fluoranthene	µg/L	< 0.1	< 0.1	< 0.1	< 0.1	< 0.1	< 0.10	< 0.10	< 0.10	< 0.10	< 0.20	< 20	**0.15 J**	**0.10 J**	< 0.099	< 9.4	< 1.9	< 3.8	< 38	< 0.1	< 0.1	< 0.1	< 0.1	< 0.1	< 0.10	< 0.10	< 0.10	< 0.10	< 0.20	< 0.22	< 0.96	< 0.096	< 0.099	< 1.9	< 1.9	< 3.9	< 19
Benzo(g,h,i)perylene	µg/L	< 0.1	< 0.1	< 0.1	< 0.1	< 0.1	< 0.1	< 0.10	< 0.10	< 0.10	< 0.20	< 20	**0.097 J**	**0.21**	< 0.099	< 9.4	< 1.9	< 3.8	< 38	< 0.1	< 0.1	< 0.1	< 0.1	< 0.1	< 0.10	< 0.10	< 0.10	< 0.10	< 0.20	< 0.22	< 0.96	< 0.096	< 0.099	< 1.9	< 1.9	< 3.9	< 19
Benzo(k)fluoranthene	µg/L	< 0.05	< 0.05	< 0.05	< 0.05	< 0.05	< 0.05	< 0.05	< 0.05	< 0.05	< 0.20	< 20	< 0.096	**0.19**	< 0.099	< 9.4	< 1.9	< 3.8	< 38 *	< 0.05	< 0.05	< 0.05	< 0.05	< 0.05	< 0.05	< 0.05	< 0.05	< 0.05	< 0.20	< 0.22	< 0.96	< 0.096	< 0.099	< 1.9	< 1.9	< 3.9	< 19
Chrysene	µg/L	< 0.05	< 0.05	< 0.05	< 0.05	< 0.05	< 0.05	< 0.05	< 0.05	< 0.05	< 0.20	< 20	**0.075 J**	**0.20**	< 0.045	< 9.4	< 1.9	< 3.8	< 38	< 0.05	< 0.05	< 0.05	< 0.05	< 0.05	< 0.05	< 0.05	< 0.05	< 0.05	< 0.20	< 0.22	< 0.46	< 0.045	< 0.045	< 1.9	< 1.9	< 3.9	< 19
Dibenzo(a,h)anthracene	µg/L	< 0.1	< 0.1	< 0.1	< 0.1	< 0.1	< 0.10	< 0.10	< 0.10	< 0.10	< 0.20	< 20	< 0.096	**0.25**	< 0.099	< 9.4	< 1.9	< 3.8	< 38	< 0.1	< 0.1	< 0.1	**0.24**	< 0.1	< 0.10	< 0.10	< 0.10	< 0.10	< 0.20	< 0.22	< 0.96	< 0.096	< 0.099	< 1.9	< 1.9	< 3.9	< 19
Fluoranthene	µg/L	< 0.1	< 0.1	**0.28**	< 0.1	**0.27**	< 0.10	**0.36**	< 0.10	**0.28**	**0.98**	< 20	**0.17 J**	**2.3**	< 0.099	**6.6 J**	**2.5**	**5**	**22 J***	**0.54**	< 0.1	**0.39**	< 0.1	**0.58**	< 0.1	**1.2**	< 0.10	< 0.10	**0.27**	**0.22**	**1.2 J**	**0.57**	**2.1**	**1.7 J**	**2.7**	**8.6**	< 19
Indeno(1,2,3-cd)pyrene	µg/L	< 0.05	< 0.05	< 0.05	< 0.05	< 0.05	< 0.05	< 0.05	< 0.05	< 0.05	< 0.20	< 20	< 0.096	**0.20**	< 0.099	< 9.4	< 1.9	< 3.8	< 38	< 0.05	< 0.05	< 0.05	**0.052**	< 0.05	< 0.05	< 0.05	< 0.05	< 0.05	< 0.20	< 0.22	< 0.96	< 0.096	< 0.099	< 1.9	< 1.9	< 3.9	< 19
Naphthalene	µg/L	< 0.5	< 0.5	< 0.5	< 0.5	< 0.5	< 0.5	< 0.50	<0.50	**5.1**	**1.1**	**290 D**	**1.6**	**1.2**	**11 J**	**910**	**64**	**1,300 B**	**3,700**	**4.3**	< 0.5	**7.4**	< 0.5	**36**	**0.65**	< 0.50	< 0.50	< 0.50	**12**	< 0.22	**91**	**0.42**	**11**	**120**	< 1.9	**410**	**370 B**
Phenanthrene	µg/L	< 0.05	**0.055**	**0.21**	< 0.05	**0.19**	< 0.05	**0.23**	< 0.05	**0.18**	**0.99**	< 20	**0.13 J**	**1.3**	< 0.099	**6.1 J**	**2.4**	**4.9**	**21 J***	**0.52**	**0.087**	**0.079**	< 0.05	**0.57**	**0.088**	**1.3**	**0.056**	< 0.05	**0.24**	< 0.22	**1.0 J**	**0.40**	**0.18 J***	**1.7 J**	**2.1**	**8**	< 19
Pyrene	µg/L	**0.082**	**0.079**	**0.064**	< 0.05	< 0.05	< 0.05	< 0.05	< 0.05	< 0.05	< 0.20	< 20	**0.21**	**0.26**	< 0.099	< 9.4	< 1.9	< 3.8	< 38	**0.066**	< 0.05	**0.094**	< 0.05	**0.084**	< 0.05	**0.12**	< 0.05	< 0.05	< 0.20	< 0.22	< 0.96	< 0.096	< 0.099	< 1.9	< 1.9	< 3.9	< 19
Inorganic Compounds																																				
Antimony	mg/L	< 0.006	< 0.006	< 0.006	< 0.006	< 0.02	< 0.02	< 0.02	< 0.02	< 0.02	< 0.02	< 0.02	< 0.0053	< 0.0053	< 0.0053	< 0.020	< 0.020	< 0.020	< 0.020	< 0.006	< 0.006	< 0.006	< 0.006	< 0.02	< 0.02	< 0.02	< 0.02	< 0.02	< 0.020	< 0.020	< 0.0053	< 0.0053	< 0.0053	< 0.020	< 0.020	< 0.020	< 0.020
Arsenic	mg/L	< 0.05	< 0.05	< 0.05	< 0.05	< 0.05	< 0.05	< 0.05	< 0.05	< 0.05	< 0.02	< 0.02	< 0.0046	< 0.0046	< 0.0046	< 0.020	< 0.020	< 0.020	< 0.010	< 0.05	< 0.05	< 0.05	< 0.05	< 0.05	< 0.05	< 0.05	< 0.05	< 0.05	< 0.020	< 0.020	< 0.0046	< 0.0046	< 0.0046	< 0.020	< 0.020	< 0.020	< 0.010
Barium	mg/L	**0.0343**	**0.00652**	**0.0265**	< 0.02	**0.0221**	< 0.02	**0.0202**	<0.0200	**0.0214**	**0.071**	**0.046**	**0.034**	**0.058**	**0.031**	**0.19**	**0.14**	**0.32**	**0.35**	**0.233**	**0.18**	**0.916**	**0.0961**	**0.186**	**0.184**	**0.155**	**0.105**	**0.126**	**0.18**	**0.19**	**0.26**	**0.25**	**1.0**	**0.36**	**0.36**	**0.41**	**0.26**
Beryllium	mg/L	< 0.004	< 0.004	< 0.004	< 0.004	< 0.01	< 0.01	< 0.01	< 0.01	< 0.01	< 0.040	< 0.0040	< 0.00020	< 0.00020	**0.00024 J**	< 0.0040	< 0.0040	< 0.0040	< 0.0040	< 0.004	< 0.004	< 0.004	< 0.004	< 0.01	< 0.01	< 0.01	< 0.01	< 0.01	< 0.0040	< 0.0040	< 0.00020	< 0.00020	**0.00029 JB**	< 0.0040	< 0.0040	< 0.0040	< 0.0040
Cadmium	mg/L	< 0.005	< 0.005	< 0.005	< 0.005	< 0.005	< 0.005	< 0.005	< 0.005	**0.0103**	< 0.0050	< 0.0050	< 0.0020	< 0.0020	**0.0043 J**	< 0.0050	< 0.0050	< 0.0050	< 0.0050	< 0.005	< 0.005	< 0.005	< 0.005	< 0.005	< 0.005	< 0.005	< 0.005	< 0.005	< 0.0050	< 0.0050	< 0.0020	< 0.0020	< 0.0020	< 0.0050	< 0.0050	< 0.0050	< 0.0050
Chromium	mg/L	< 0.01	< 0.01	< 0.01	< 0.01	< 0.01	< 0.01	< 0.01	< 0.01	< 0.01	< 0.01	< 0.01	< 0.0012	< 0.0012	**0.0014 J**	< 0.010	< 0.010	< 0.010	< 0.010	< 0.01	< 0.01	< 0.01	< 0.01	< 0.01	< 0.01	< 0.01	< 0.01	< 0.01	< 0.010	< 0.010	< 0.0012	< 0.0012	< 0.0012	< 0.010	< 0.010	< 0.010	< 0.010
Copper	mg/L	< 0.01	< 0.01	< 0.01	< 0.01	< 0.01	< 0.01	< 0.01	< 0.01	< 0.01	< 0.02	< 0.02	**0.0030 J**	**0.0030 J**	**0.011 JB**	**0.0028 J**	< 0.020	< 0.020	< 0.020	< 0.01	< 0.01	< 0.01	< 0.01	< 0.01	< 0.01	< 0.01	< 0.01	**0.0110**	< 0.020	< 0.020	< 0.0019	< 0.0019	**0.0031 JB**	**0.0027 J**	< 0.020	< 0.020	< 0.020
Cyanide	mg/L	< 0.01	< 0.01	< 0.01	< 0.01	< 0.01	< 0.01	< 0.01	< 0.01	< 0.01	< 0.010	< 0.010	< 0.0050	**0.012**	**0.011**	< 0.010	< 0.010	< 0.010	< 0.010	< 0.01	< 0.01	< 0.01	< 0.01	< 0.01	**0.021**	**0.013**	< 0.01	< 0.01	< 0.010	< 0.010	**0.013**	**0.0099 J**	< 0.0050	< 0.010	< 0.010	< 0.010	< 0.010
Lead	mg/L	< 0.01	< 0.01	< 0.01	< 0.01	< 0.01	< 0.01	< 0.01	< 0.01	< 0.01	< 0.010	< 0.010	< 0.0040	< 0.0040	< 0.0040	< 0.010	< 0.010	< 0.010	< 0.0050	< 0.01	< 0.01	< 0.01	< 0.01	< 0.01	< 0.01	< 0.01	< 0.01	< 0.01	< 0.010	< 0.010	< 0.0040	< 0.0040	< 0.0040	< 0.010	< 0.010	< 0.010	< 0.0050
Mercury	mg/L	< 0.0002	< 0.0002	< 0.0002	< 0.0002	< 0.0002	< 0.00020	< 0.00020	< 0.00020	< 0.00020	< 0.00020	< 0.00020	< 0.000091	< 0.000091	< 0.000091	< 0.00020	< 0.00020	< 0.00020	< 0.00020	< 0.0002	< 0.0002	< 0.0002	< 0.0002	< 0.0002	< 0.0002	< 0.00020	< 0.00020	< 0.00020	**0.00078**	< 0.00020	< 0.000091	< 0.000091	< 0.000091	< 0.00020	< 0.00020	< 0.00020	< 0.00020
Nickel	mg/L	< 0.02	< 0.02	< 0.02	< 0.02	< 0.02	< 0.02	< 0.02	< 0.02	< 0.02	< 0.04	< 0.04	< 0.0023	< 0.0023	< 0.0023	< 0.040	< 0.040	< 0.040	< 0.040	< 0.02	< 0.02	< 0.02	< 0.02	< 0.02	< 0.02	< 0.02	< 0.02	< 0.02	< 0.040	< 0.040	**0.0026 J**	**0.0024 J**	< 0.0023	< 0.040	< 0.040	< 0.040	**0.0025 J**
Selenium	mg/L	< 0.02	< 0.02	< 0.02	< 0.02	< 0.02	< 0.02	< 0.02	< 0.02	< 0.02	< 0.020	< 0.020	< 0.0064	< 0.0064	< 0.0064	< 0.020	< 0.020	< 0.020	< 0.010	< 0.02	< 0.02	< 0.02	< 0.02	< 0.02	< 0.02	< 0.02	< 0.02	< 0.02	< 0.020	< 0.020	< 0.0064	< 0.0064	< 0.0064	< 0.020	< 0.020	< 0.020	< 0.010
Thallium	mg/L	< 0.002	< 0.002	< 0.002	< 0.002	< 0.002	< 0.02	< 0.02	< 0.02	< 0.02	< 0.0010	< 0.0010	< 0.00025	< 0.00025	< 0.00025	< 0.0010	< 0.0010	< 0.0010	< 0.0010	< 0.002	< 0.002	< 0.002	< 0.002	< 0.02	< 0.02	< 0.02	< 0.02	< 0.02	< 0.0010	< 0.0010	< 0.00025	< 0.00025	< 0.00025	< 0.0010	< 0.0010	< 0.0010	< 0.0010
Vanadium (fume or dust)	mg/L	< 0.01	< 0.01	< 0.01	< 0.01	< 0.01	< 0.01	< 0.01	< 0.01	< 0.01	< 0.010	< 0.010	< 0.0024	< 0.0024	< 0.0024	< 0.010	< 0.010	< 0.010	< 0.010	< 0.01	< 0.01	< 0.01	< 0.01	< 0.01	< 0.01	< 0.01	< 0.01	< 0.01	< 0.010	< 0.010	< 0.0024	< 0.0024	< 0.0024	< 0.010	< 0.010	< 0.010	**0.0020 J**
Zinc	mg/L	< 0.02	**0.0472**	**0.0227**	< 0.02	**0.0757**	**0.0378**	< 0.02	**0.0365**	**0.0641**	**0.069**	< 0.020	**0.024**	**0.051**	**0.066**	**0.036**	**0.089**	< 0.020	< 0.020	**0.0632**	**0.0595**	**0.03**	**0.022**	**0.0987**	**0.121**	**0.0429**	**0.248**	**0.327**	**0.029**	**0.027**	**0.0097 J**	**0.015 J**	< 0.0087	**0.024**	< 0.020	< 0.020	< 0.020

Notes:
ISCO - *in-situ* chemical oxidation
** - Resampled in August 2007 for VOCs only

Data Qualifier Defintions:
-- - Not analyzed
B (Inorganics) - Estimated analyte concentration
D - Analyte concentration reported from secondary dilution
DB - Analyte concentration reported from secondary dilution; analyte detected in method blank
H - Holding time exceeded for sample
J - Estimated analyte concentration
JB (Organic) - Estimated analyte concentration; analyte detected in method blank
JM (Organic) - Estimated analyte concentration; spike sample recovery outside control limits
M (Organic) - Spike sample recovery outside control limits
N - Spike sample recovery outside of control limits
R - Sample data results rejected due to deficiencies in the ability to meet quality control standards
< - Analyte not detected at referenced detection limit
U - Analyte not detected at referenced detection limit
UJ - Analyte not detected; low method bias and/or matrix interference
UN - Analyte not detected; spiked sample recovery outside of control limits
UR - Analyte not detected; data rejected
UWN - Analyte not detected; post digestion spike and spike sample recovery outside control limits
Bold - Exceeds the laboratory detection limit

Appendix E-3
Summary of Historical Ground Water Sampling Data - Decommissioned Wells
Atlanta Gas Light Company
Former Manufactured Gas Plant Site
Augusta, Ga

Chemical Name	Location ID	MW-509BR	MW-509BR	MW-509BR	MW-509BR	MW-509BR	MW-509BR	MW-509BR	MW-509BR	MW-509BR	MW-509BR	MW-509BR	MW-509BR	MW-509BR	MW-509BR	MW-509BR	MW-509BR	MW-509BR	MW-509BR
	Sample Date	7/25/2017	1/24/2017	7/26/2016	1/19/2016	7/29/2015	1/15/2015	7/17/2014	1/13/2014	7/11/2013	1/10/2013	7/26/2012	1/19/2012	7/7/2011	1/19/2011	7/15/2010	1/11/2010	7/29/2009	1/15/2009
	Unit	Post-Extraction					During Extraction												
Volatile Organic Compounds																			
Acetone	µg/L	< 50	< 50	< 50	< 50	< 50	< 50	< 2500	< 50	< 50	< 2,000	< 2,000	< 50	< 50	< 100	< 2000	< 5000	< 5000	< 10000
Benzene	µg/L	**63**	< 5.0	**180**	**72**	**140**	**2500**	**7400**	< 5.0	**2,800**	**2,600**	**1,100**	**3,500**	**880**	**2,800**	**1,500**	**5,400**	**4,900**	**7,600**
Carbon Disulfide	µg/L	< 5.0	< 5.0	< 5.0	< 5.0	< 5.0	< 5.0	< 250	< 5.0	< 5.0	< 100	< 100	< 6.0	< 6.0	< 12	< 100	< 250	< 250	< 500
Ethylbenzene	µg/L	**9.8**	< 5.0	**30**	**9.5**	**12**	**260**	**910**	< 5.0	**440**	**310**	**120**	**360**	**59**	**240**	**76 J**	**460**	**370**	< 500
Methylene Chloride	µg/L	< 5.0	< 5.0	< 5.0	< 5.0	< 5.0	< 5.0	< 250	< 5.0	< 5.0	< 100	< 100	< 10	< 10	< 20	< 100	< 250	< 250	**710**
Toluene	µg/L	< 5.0	< 5.0	**23**	**9.5**	**16**	**460**	< 250	< 5.0	**78**	**600**	**210**	**830**	**360**	**950**	**490**	**2,300**	**1,900**	**1,900 B**
Trichloroethylene	µg/L	< 5.0	< 5.0	< 5.0	< 5.0	< 5.0	< 5.0	< 250	< 5.0	< 5.0	< 100	< 100	< 1.3	< 1.3	< 2.6	< 100	< 250	< 250	< 500
Xylenes, total	µg/L	**6.4**	< 5.0	**19**	< 5.0	**6.7**	**160**	< 250	< 5.0	**150**	**230**	< 100	**300**	**84**	**360**	**170**	**970**	**710**	**1,000**
Semivolatile Organic Compounds																			
Acenaphthene	µg/L	**1.2**	< 0.5	**1.9**	< 0.5	**1.0**	**16**	**12**	< 0.50	< 50	< 20	< 20	**42 D**	**1.1**	**13**	< 19	**21**	**15 ***	**30 J**
Acenaphthylene	µg/L	< 1.0	< 1.0	**1.0**	< 1.0	< 1.0	**8**	**2.2**	< 1.0	**2.8**	< 20	< 20	**49 D**	**0.36**	**16**	< 19	**41**	**29**	**30 J**
Anthracene	µg/L	**0.12**	< 0.05	**0.22**	**0.073**	**0.15**	**0.91**	**0.7**	< 0.05	**0.86**	< 20	< 20	**4.0 J D**	**0.54**	**1.2 J**	< 19	< 19	< 1.9	< 38
Benz(a)anthracene	µg/L	< 0.05	< 0.05	< 0.05	< 0.05	< 0.05	< 0.05	< 0.05	< 0.05	< 0.050	< 20	< 20	< 2.1	< 0.095	< 1.1	< 19	< 19	< 1.9	< 38
Benzo(a)pyrene	µg/L	< 0.05	< 0.05	< 0.05	< 0.05	< 0.05	< 0.05	< 0.05	< 0.05	< 0.050	< 20	< 20	< 2.1	< 0.095	< 1.1	< 19	< 19	< 1.9	< 38
Benzo(b)fluoranthene	µg/L	< 0.1	< 0.1	< 0.1	< 0.1	< 0.1	< 0.10	< 0.10	< 0.10	< 0.10	< 20	< 20	< 2.1	< 0.095	< 1.1	< 19	< 19	< 1.9	< 38
Benzo(g,h,i)perylene	µg/L	< 0.1	< 0.1	< 0.1	< 0.1	< 0.1	< 0.10	< 0.10	< 0.10	< 0.10	< 20	< 20	< 2.1	< 0.095	< 1.1	< 19	< 19	< 1.9	< 38
Benzo(k)fluoranthene	µg/L	< 0.05	< 0.05	< 0.05	< 0.05	< 0.05	< 0.05	< 0.05	< 0.05	< 0.050	< 20	< 20	< 2.1	< 0.095	< 1.1	< 19	< 19	< 1.9	< 38
Chrysene	µg/L	< 0.05	< 0.05	< 0.05	< 0.05	< 0.05	< 0.05	< 0.05	< 0.05	< 0.050	< 20	< 20	< 0.96	< 0.043	< 0.48	< 19	< 19	< 1.9	< 38
Dibenzo(a,h)anthracene	µg/L	< 0.1	< 0.1	< 0.1	< 0.1	< 0.1	< 0.10	< 0.10	< 0.10	< 0.10	< 20	< 20	< 2.1	< 0.095	< 1.1	< 19	< 19	< 1.9	< 38
Fluoranthene	µg/L	< 0.1	< 0.1	**0.11**	< 0.1	< 0.1	**0.45**	**0.32**	< 0.10	**0.52**	< 20	< 20	< 2.1	**0.28**	< 1.1	< 19	< 19	< 1.9	< 38
Fluorene	µg/L	**0.8**	< 0.1	**1.3**	< 0.1	**0.82**	**6.5**	**4.4**	< 0.10	**5.1**	< 20	< 20	**31 D**	**2.6**	**12**	< 19	**21**	**14**	**16 J**
Indeno(1,2,3-cd)pyrene	µg/L	< 0.05	< 0.05	< 0.05	< 0.05	< 0.05	< 0.05	< 0.05	< 0.05	< 0.050	< 20	< 20	< 2.1	< 0.095	< 1.1	< 19	< 19	< 1.9	< 38
Naphthalene	µg/L	**32**	< 0.5	**65**	< 0.5	**3.8**	**810**	**290**	**1.1**	**830**	**610**	**300**	**2,700 D**	< 0.095	**750**	**320**	**2,900**	**1,100 B**	**2,400 B**
Phenanthrene	µg/L	**1.2**	< 0.05	**1.9**	**0.2**	**1.2**	**7.9**	**5.2**	< 0.05	**6.3**	< 20	< 20	**34 D**	**3.5**	**11**	< 19	**21**	**14**	**17 J**
Pyrene	µg/L	**0.11**	< 0.05	**0.14**	**0.12**	**0.13**	**0.52**	**0.35**	< 0.05	**0.49**	< 20	< 20	< 2.1	**0.30**	< 1.1	< 19	< 19	< 1.9	< 38
Inorganic Compounds																			
Antimony	mg/L	< 0.006	< 0.006	< 0.006	< 0.006	< 0.02	< 0.02	< 0.02	< 0.02	< 0.0200	< 0.020	< 0.020	< 0.0053	< 0.0053	< 0.0053	< 0.020	< 0.020	< 0.020	< 0.020
Arsenic	mg/L	< 0.05	< 0.05	< 0.05	< 0.05	< 0.05	< 0.05	< 0.05	< 0.05	< 0.0500	< 0.020	< 0.020	< 0.0046	< 0.0046	< 0.0046	< 0.020	< 0.020	< 0.020	< 0.010
Barium	mg/L	**0.127**	**0.0261**	**0.0965**	**0.117**	**0.108**	**0.128**	**0.419**	**0.0262**	**0.157**	**0.26**	**0.30**	**0.25**	**0.082**	**0.38**	**0.27**	**0.75**	**0.6**	**0.95**
Beryllium	mg/L	< 0.004	< 0.004	< 0.004	< 0.004	< 0.01	< 0.01	< 0.01	< 0.01	< 0.0100	< 0.0040	< 0.0040	< 0.00020	< 0.00020	**0.00027 J**	< 0.0040	< 0.0040	< 0.0040	< 0.0040
Cadmium	mg/L	**0.00542**	< 0.005	< 0.005	< 0.005	< 0.005	< 0.005	< 0.005	**0.0058**	**0.0091**	**0.0053**	**0.0062**	**0.0033 J**	**0.0081**	**0.0029 J**	< 0.0050	< 0.0050	< 0.0050	< 0.0050
Chromium	mg/L	< 0.01	< 0.01	< 0.01	< 0.01	< 0.01	< 0.01	< 0.01	< 0.01	< 0.0100	< 0.010	< 0.010	< 0.0012	**0.0012 J**	< 0.0012	< 0.010	< 0.010	< 0.010	< 0.010
Copper	mg/L	< 0.01	< 0.01	< 0.01	< 0.01	< 0.01	< 0.01	< 0.01	< 0.01	< 0.0100	< 0.020	< 0.020	< 0.0019	**0.0030 J**	**0.0043 JB**	< 0.020	< 0.020	< 0.020	< 0.020
Cyanide	mg/L	< 0.01	< 0.01	< 0.01	< 0.01	< 0.01	< 0.01	< 0.01	< 0.01	< 0.010	< 0.010	< 0.010	**0.0054 J**	< 0.0050	< 0.0050	< 0.010	< 0.010	< 0.010	< 0.010
Lead	mg/L	< 0.01	< 0.01	< 0.01	< 0.01	< 0.01	< 0.01	< 0.01	< 0.01	< 0.0100	< 0.010	< 0.010	< 0.0040	< 0.0040	< 0.0040	< 0.010	< 0.010	< 0.010	< 0.0050
Mercury	mg/L	< 0.0002	< 0.0002	< 0.0002	< 0.0002	< 0.0002	< 0.00020	< 0.00020	< 0.00020	< 0.00020	< 0.00020	< 0.00020	< 0.000091	< 0.000091	< 0.000091	< 0.00020	< 0.00020	< 0.00020	< 0.00020
Nickel	mg/L	< 0.02	< 0.02	< 0.02	< 0.02	< 0.02	< 0.02	< 0.02	< 0.02	< 0.0200	< 0.040	< 0.040	**0.0038 J**	**0.0048 J**	**0.0046 J**	**0.0052 J**	< 0.040	< 0.040	**0.0038 J**
Selenium	mg/L	< 0.02	< 0.02	< 0.02	< 0.02	< 0.02	< 0.02	< 0.02	< 0.02	< 0.0200	< 0.020	< 0.020	< 0.0064	< 0.0064	< 0.0064	< 0.020	< 0.020	< 0.020	< 0.010
Thallium	mg/L	< 0.002	< 0.002	< 0.002	< 0.002	< 0.02	< 0.02	< 0.02	< 0.02	< 0.0200	< 0.0010	< 0.0010	< 0.00025	< 0.00025	< 0.00025	< 0.0010	< 0.0010	< 0.0010	< 0.0010
Vanadium (fume or dust)	mg/L	< 0.01	< 0.01	< 0.01	< 0.01	< 0.01	< 0.01	< 0.01	< 0.01	< 0.0100	< 0.010	< 0.010	< 0.0024	< 0.0024	< 0.0024	< 0.010	< 0.010	< 0.010	**0.0029 J**
Zinc	mg/L	**0.248**	**0.249**	**0.172**	**0.342**	**0.182**	**0.109**	**0.0395**	**0.258**	**0.183**	**0.12**	**0.11**	**0.072**	**0.17**	**0.087**	**0.019 J**	**0.023**	**0.021**	**0.017 J**

Notes:
ISCO - *in-situ* chemical oxidation
** - Resampled in August 2007 for VOCs only

Data Qualifier Defintions:
-- - Not analyzed
B (Inorganics) - Estimated analyte concentration
D - Analyte concentration reported from secondary dilution
DB - Analyte concentration reported from secondary dilution; analyte detected in method blank
H - Holding time exceeded for sample
J - Estimated analyte concentration
JB (Organic) - Estimated analyte concentration; analyte detected in method blank
JM (Organic) - Estimated analyte concentration; spike sample recovery outside control limits
M (Organic) - Spike sample recovery outside control limits
N - Spike sample recovery outside of control limits
R - Sample data results rejected due to deficiencies in the ability to meet quality control standards
< - Analyte not detected at referenced detection limit
U - Analyte not detected at referenced detection limit
UJ - Analyte not detected; low method bias and/or matrix interference
UN - Analyte not detected; spiked sample recovery outside of control limits
UR - Analyte not detected; data rejected
UWN - Analyte not detected; post digestion spike and spike sample recovery outside control limits
Bold - Exceeds the laboratory detection limit

Appendix E-3
Summary of Historical Ground Water Sampling Data - Decommissioned Wells
Atlanta Gas Light Company
Former Manufactured Gas Plant Site
Augusta, Ga

Chemical Name	Location ID	MW-510BR	MW-510BR	MW-510BR	MW-510BR	MW-510BR	MW-510BR	MW-510BR	MW-510BR	MW-510BR	MW-510BR	MW-510BR	MW-510BR	MW-510BR	MW-510BR	MW-510BR	MW-510BR	MW-510BR	MW-510BR	MW-511BR	MW-511BR	MW-511BR	MW-511BR	MW-511BR	MW-511BR	MW-511BR	MW-511BR	MW-511BR	MW-511BR	MW-511BR	MW-511BR	MW-511BR	MW-511BR	MW-511BR	MW-511BR	MW-511BR
	Sample Date	7/25/2017	1/24/2017	7/26/2016	1/19/2016	7/29/2015	1/14/2015	7/16/2014	1/9/2014	7/11/2013	7/11/2013 DUP	1/10/2013	7/24/2012	1/23/2012	7/6/2011	1/19/2011	7/20/2010	1/11/2010	7/29/2009	1/19/2009	7/26/2017	1/25/2017	7/27/2016	1/20/2016	7/29/2015	1/14/2015	7/15/2014	7/15/2014 DUP	1/9/2014	7/11/2013	1/10/2013	7/26/2012	1/25/2012	7/6/2011	1/20/2011	7/20/2010	1/12/2010	7/29/2009	1/19/2009	1/19/2009 DUP
	Unit	Post-Extraction					During Extraction														Post-Extraction					During Extraction											
Volatile Organic Compounds																																				
Acetone	µg/L	< 50	< 50	< 50	< 50	< 50	< 50	< 50	<50	< 2,500	< 2,500	< 500	< 10,000	< 100	< 100	< 100	**19 J**	< 200	< 10000	< 20000	< 50	< 50	< 50	< 50	< 50	< 50	< 50	< 50	<50	**85**	< 2,000	< 2,000	< 250	560 J	< 250	**350**	< 10000	< 10000	< 10000	< 10000
Benzene	µg/L	**110**	**13**	**1100**	**4600**	**250**	**1,100**	**25**	**32**	**22,000**	**6,300**	**370**	**7,800**	**5,400**	**1,500**	**2,100**	**2300**	**96**	**4400**	**35000**	**70**	**40**	**16**	**440**	**200**	**450**	**670**	**590**	**2,500**	**1,200**	**3,400**	**1,900**	**4,000**	**3,600**	**6,100**	**3600**	**8,800**	**10,000**	**8,700**	**10,000**
Carbon Disulfide	µg/L	< 5.0	< 5.0	< 5.0	< 5.0	< 5.0	< 5.0	< 5.0	<5.0	< 250	< 250	< 25	< 500	< 12	< 12	< 12	< 10	<10	< 500	< 1000	< 5.0	< 5.0	< 5.0	< 5.0	< 5.0	< 5.0	< 5.0	< 5.0	< 5.0	< 5.0	< 100	< 100	< 30	< 30	< 30	< 5.0	< 500	< 500	160 J	99 J
Ethylbenzene	µg/L	**56**	**23**	**430**	**790**	**64**	**180**	**20**	**47**	**1,200**	**310**	**160**	**1200**	**590**	**230**	**630**	**660**	<10	< 500	**760 J**	< 5.0	< 5.0	< 5.0	**21**	**10**	**17**	**55**	**59**	**180**	**150**	**200**	**120**	**220 J**	**190 J**	**420**	**200**	**710**	**830**	**870**	**1,000**
Methylene Chloride	µg/L	< 5.0	< 5.0	< 5.0	< 5.0	< 5.0	< 5.0	< 5.0	<5.0	< 250	< 250	< 25	< 500	< 20	< 20	< 20	< 10	**50**	< 500	< 1000	< 5.0	< 5.0	< 5.0	< 5.0	< 5.0	< 5.0	< 5.0	< 5.0	< 5.0	< 5.0	< 100	< 100	< 50	< 50	< 50	< 5.0	< 500	< 500	< 500	< 500
Toluene	µg/L	**29**	**6.4**	**280**	**740**	**220**	**190**	**30**	**52**	**10,000**	**2,900**	**350**	**4,700**	**2,600**	**1,100**	**1,200**	**1500**	**160**	**5500**	**19000**	< 5.0	< 5.0	< 5.0	**9.7**	**5.1**	**35**	**75**	**88**	**850**	**410**	**1,100**	**630**	**1,200**	**1,000**	**1,800**	**1200**	**2,300**	**2,500**	**1,200**	**1,400**
Trichloroethylene	µg/L	< 5.0	< 5.0	< 5.0	< 5.0	< 5.0	< 5.0	< 5.0	<5.0	< 250	< 250	< 25	< 500	< 2.6	< 2.6	< 2.6	< 10	< 10	< 500	< 1000	< 5.0	< 5.0	< 5.0	< 5.0	< 5.0	< 5.0	< 5.0	< 5.0	< 5.0	< 5.0	< 100	< 100	< 6.5	< 6.5	< 6.5	< 5.0	< 500	< 500	< 500	< 500
Xylenes, total	µg/L	**66**	**27**	**370**	**730**	**120**	**200**	**24**	**66**	**690**	**690**	**230**	**1,500**	**930**	**520**	**1,100**	**940**	**360**	**3500**	**5200**	< 5.0	< 5.0	< 5.0	**5.8**	< 5.0	**12**	**35**	**40**	**250**	**190**	**280**	**160**	**350**	**310**	**650**	**400**	**940**	**1000**	**810**	**900**
Semivolatile Organic Compounds																																				
Acenaphthene	µg/L	**4.0**	**3.1**	**4.2**	**27**	**6.5**	**7.8**	< 0.50	**4.8**	**53**	**15**	**21**	< 190	**39**	**120**	**37**	**16**	**9.3**	**11 ***	**12 J**	**1.1**	**0.5**	< 0.5	**4.1**	**1.9**	**3.3**	**1.8**	**1.8**	**3.5**	**5.2**	**5.0**	**4.6**	**8.4**	**4.2**	**16**	**6.1**	**9.1**	**21 ***	**31 J***	**23 J***
Acenaphthylene	µg/L	< 1.0	< 1.0	**4.5**	**6.3**	**2.8**	**2.7**	< 1.0	<1.0	< 100	**5.1**	< 19	< 190	**110**	**670**	**32**	**170**	**120**	**170**	**150**	< 1.0	< 1.0	< 1.0	< 1.0	< 1.0	< 1	< 1.0	< 1.0	**1.1**	**1.3**	< 2.1	< 4.3	**2.6**	**0.98 J**	**8.7**	**4.0**	**5.9**	**11**	**5.5 J***	**5.0 J***
Anthracene	µg/L	**1.0**	**0.44**	**1.9**	**8.1**	**2.3**	**0.86**	**0.31**	**0.78**	**5.8**	**3.0**	< 19	< 190	< 11	**220**	< 9.6	**24**	**8.5**	< 9.7	< 94	**0.051**	< 0.05	**0.068**	**0.1**	**0.063**	**0.081**	**0.081**	**0.097**	**0.42**	**0.35**	< 2.1	< 4.3	< 1.0	< 0.94	**1.3 J**	< 1.9	< 1.9	< 3.9	< 38 *	< 38 *
Benz(a)anthracene	µg/L	**0.52**	**0.57**	**6.0**	**8.4**	**1.4**	**0.17**	**0.11**	**0.12**	**0.76**	**1.2**	< 19	< 190	< 11	**190**	< 9.6	**13**	**5.1**	< 9.7	< 94	< 0.05	< 0.05	< 0.05	< 0.05	< 0.05	< 0.05	< 0.05	< 0.05	< 0.050	< 0.050	< 2.1	< 4.3	< 1.0	< 0.94	< 1.0	< 1.9	< 1.9	< 3.9	< 38	< 38
Benzo(a)pyrene	µg/L	**0.36**	**0.38**	**5.6**	**4.9**	**1.2**	**0.13**	**0.096**	**0.07**	**0.52**	**1.1**	< 19	< 190	< 11	**160**	< 9.6	**11**	**4**	< 9.7	< 94	< 0.05	< 0.05	< 0.05	< 0.05	< 0.05	< 0.05	< 0.05	< 0.05	< 0.050	< 0.050	< 2.1	< 4.3	< 1.0	< 0.94	< 1.0	< 1.9	< 1.9	< 3.9	< 38	< 38
Benzo(b)fluoranthene	µg/L	**0.38**	**0.34**	**5.2**	**5.1**	**0.92**	**0.13**	< 0.10	<0.010	**0.42**	**0.89**	< 19	< 190	< 11	< 5.1	< 9.6	**4.4**	**1.7**	< 9.7	< 94	< 0.1	< 0.1	< 0.1	< 0.1	< 0.1	< 0.10	< 0.10	< 0.10	< 0.10	< 0.10	< 2.1	< 4.3	< 1.0 *	< 0.94	< 1.0	< 1.9	< 1.9	< 3.9	< 38	< 38
Benzo(g,h,i)perylene	µg/L	**0.19**	**0.2**	**2.6**	**2.3**	**0.51**	< 0.1	< 0.10	<0.10	**0.18**	**0.58**	< 19	< 190	< 11	**54**	< 9.6	**3.8**	**1.5**	< 9.7	< 94	< 0.1	< 0.1	< 0.1	< 0.1	< 0.1	< 0.10	< 0.10	< 0.10	< 0.10	< 0.10	< 2.1	< 4.3	< 1.0	< 0.94	< 1.0	< 1.9	< 1.9	< 3.9	< 38	< 38
Benzo(k)fluoranthene	µg/L	**0.18**	**0.16**	**1.8**	**1.4**	**0.4**	< 0.05	< 0.05	<0.050	**0.16**	**0.36**	< 19	< 190	< 11	**110**	< 9.6	**7.1**	**2.2**	< 9.7	< 94	< 0.05	< 0.05	< 0.05	< 0.05	< 0.05	< 0.05	< 0.05	< 0.05	< 0.050	< 0.050	< 2.1	< 4.3	< 1.0	< 0.94	< 1.0	< 1.9	< 1.9	< 3.9	< 38 *	< 38 *
Chrysene	µg/L	**0.49**	**0.43**	**5.0**	**5.1**	**1.1**	**0.14**	**0.095**	**0.081**	**0.68**	**1.0**	< 19	< 190	< 5.1	**140**	< 4.3	**11**	**3.6**	< 9.7	< 94	< 0.05	< 0.05	< 0.05	< 0.05	< 0.05	< 0.05	< 0.05	< 0.05	< 0.050	< 0.050	< 2.1	< 4.3	< 0.47	< 0.42	< 0.45	< 1.9	< 1.9	< 3.9	< 38	< 38
Dibenzo(a,h)anthracene	µg/L	< 0.1	< 0.1	**0.49**	**0.59**	< 0.1	< 0.1	< 0.10	< 0.10	< 0.10	**0.10**	< 19	< 190	< 11	**16**	< 9.6	< 1.9	**0.46**	< 9.7	< 94	< 0.1	< 0.1	< 0.1	< 0.1	< 0.1	< 0.10	< 0.10	< 0.10	< 0.10	< 0.10	< 2.1	< 4.3	< 1.0	< 0.94	< 1.0	< 1.9	< 1.9	< 3.9	< 38	< 38
Fluoranthene	µg/L	**1.6**	**1.2**	**5.2**	**13**	**3.5**	**0.78**	**0.44**	**0.81**	**4.0**	**3.1**	< 19	< 190	< 11	**330**	< 9.6	**26**	**10**	< 9.7	< 94	< 0.1	< 0.1	< 0.1	< 0.1	< 0.1	< 0.1	< 0.10	< 0.10	**0.15**	**0.17**	< 2.1	< 4.3	< 1.0	< 0.94	< 1.0	< 1.9	< 1.9	< 3.9	< 38 *	< 38 *
Fluorene	µg/L	**3.9**	**1.2**	**1.3**	**19**	**8.4**	**4.7**	**0.61**	**4.7**	**42**	**14**	< 19	< 190	**39**	**590**	**30**	**67**	**43**	**44**	**31 J**	**0.23**	**0.13**	**0.12**	**1.1**	**0.54**	**0.89**	**0.84**	**0.83**	**2.3**	**3.5**	**3.9**	**4.4**	**7.0**	**3.7**	**13**	**5.0**	**4.2**	**7.8**	**6.8 J***	< 38 *
Indeno(1,2,3-cd)pyrene	µg/L	**0.14**	**0.15**	**2.2**	**1.9**	**0.39**	**0.058**	< 0.05	<0.050	**0.15**	**0.45**	< 19	< 190	< 11	**50**	< 9.6	**4.1**	**1.8**	< 9.7	< 94	< 0.05	< 0.05	< 0.05	< 0.05	< 0.05	< 0.05	< 0.05	< 0.05	< 0.050	< 0.050	< 2.1	< 4.3	< 1.0	< 0.94	< 1.0	< 1.9	< 1.9	< 3.9	< 38	< 38
Naphthalene	µg/L	< 0.5	< 0.5	< 0.5	< 0.5	< 0.5	**300**	**0.64**	<0.50	**2,400**	**0.65**	**680**	**3,600**	**4,700 D**	**11 J**	**3,700**	**1400**	**2100**	**6600 B**	**6900**	< 50	**11**	**0.64**	**93**	< 0.5	**150**	**75**	**85**	**390**	**260**	**180**	**120**	**310 D**	**26**	**12,000**	**490**	**1,700**	**2,600 B**	**1,800**	**1,300**
Phenanthrene	µg/L	**1.1**	**0.6**	**4.4**	**8.9**	**9.6**	**5.6**	**0.66**	**0.96**	**47**	**17**	< 19	< 190	**37**	**1,000**	**27**	**120**	**56**	**41**	**32 J**	**0.26**	**0.13**	**0.061**	**0.87**	**0.53**	**0.76**	**0.7**	**0.73**	**2.5**	**2.3**	**3.4**	< 4.3	**7.6**	**5.0**	**12 ***	**6.4**	**3.8**	**5.9**	< 38 *	< 38 *
Pyrene	µg/L	**2.2**	**1.8**	**9.9**	**18**	**4.8**	**0.97**	**0.45**	**0.89**	**4.4**	**3.9**	< 19	< 190	< 11	**530**	< 9.6	**44**	**12**	**11**	< 94	< 0.05	< 0.05	< 0.05	**0.071**	**0.084**	**0.055**	**0.051**	**0.054**	**0.15**	**0.19**	< 2.1	< 4.3	< 1.0	< 0.94	< 1.0	< 1.9	< 1.9	< 3.9	< 38	< 38
Inorganic Compounds																																				
Antimony	mg/L	< 0.006	< 0.006	< 0.006	< 0.006	< 0.02	< 0.02	< 0.02	< 0.02	< 0.02	< 0.02	< 0.02	< 0.02	< 0.0053	< 0.0053	< 0.0053	< 0.020	< 0.020	< 0.020	< 0.020	< 0.006	< 0.006	< 0.006	< 0.006	< 0.02	< 0.02	< 0.02	< 0.02	< 0.0200	< 0.0200	< 0.020	< 0.020	< 0.0053	< 0.0053	< 0.020	< 0.020	< 0.020	< 0.020	< 0.020
Arsenic	mg/L	< 0.05	< 0.05	< 0.05	< 0.05	< 0.05	< 0.05	< 0.05	< 0.05	< 0.05	< 0.05	< 0.02	< 0.02	< 0.0046	< 0.0046	< 0.0046	< 0.020	< 0.020	< 0.020	< 0.010	< 0.05	< 0.05	< 0.05	< 0.05	< 0.05	< 0.05	< 0.05	< 0.05	< 0.0500	< 0.0500	< 0.020	< 0.020	< 0.0046	< 0.0046	< 0.0046	< 0.020	< 0.020	< 0.020	< 0.010	< 0.010
Barium	mg/L	**0.0348**	**0.019**	**0.212**	**0.285**	**0.0545**	**0.109**	**0.0515**	<0.0200	**0.326**	**0.130**	**0.049**	**0.29**	**0.28**	**0.23**	**0.22**	**0.22**	**0.067**	**0.14**	**0.17**	**0.0381**	**0.0312**	**0.0424**	**0.0844**	**0.0712**	**0.0678**	**0.0609**	**0.0598**	**0.256**	**0.268**	**0.30**	**0.33**	**0.41**	**0.40**	**0.47**	**0.52**	**0.56**	**0.26**	**0.15**	**0.14**
Beryllium	mg/L	< 0.004	< 0.004	< 0.004	< 0.004	< 0.01	< 0.01	< 0.01	< 0.01	< 0.01	< 0.01	< 0.0040	< 0.0040	< 0.00020	< 0.00020	**0.00027 J**	< 0.0040	< 0.0040	< 0.0040	< 0.0040	< 0.004	< 0.004	< 0.004	< 0.004	< 0.01	< 0.01	< 0.01	< 0.01	< 0.0100	< 0.0100	< 0.0040	< 0.0040	< 0.00020	< 0.00020	< 0.00020	< 0.0040	< 0.0040	< 0.0040	< 0.0040	< 0.0040
Cadmium	mg/L	**0.0056**	**0.00591**	< 0.005	< 0.005	< 0.005	< 0.005	< 0.005	**0.0089**	**0.0063**	**0.0298**	**0.0062**	< 0.0050	< 0.0020	< 0.0020	< 0.0020	< 0.0050	< 0.0050	< 0.0050	< 0.0050	< 0.005	< 0.005	< 0.005	< 0.005	< 0.005	< 0.005	< 0.005	< 0.005	< 0.0050	< 0.0050	< 0.0050	< 0.0050	< 0.0020	< 0.0020	< 0.0020	< 0.0050	< 0.0050	< 0.0050	< 0.0050	< 0.0050
Chromium	mg/L	< 0.01	< 0.01	< 0.01	< 0.01	< 0.01	< 0.01	< 0.01	< 0.01	< 0.01	< 0.01	< 0.01	< 0.010	< 0.0012	< 0.0012	**0.0019 J**	**0.0012 J**	< 0.010	< 0.010	**0.0047 J**	< 0.01	< 0.01	< 0.01	< 0.01	< 0.01	< 0.01	< 0.01	< 0.01	< 0.0100	< 0.0100	< 0.010	< 0.010	**0.0012 J**	**0.0016 J**	< 0.0012	**0.0014 J**	< 0.010	< 0.010	< 0.010	< 0.010
Copper	mg/L	< 0.01	< 0.01	< 0.01	< 0.01	< 0.01	< 0.01	< 0.01	< 0.01	< 0.01	< 0.01	< 0.02	< 0.02	**0.0026 J**	< 0.0019	**0.0044 JB**	**0.0020 J**	< 0.020	< 0.020	< 0.020	< 0.01	< 0.01	< 0.01	< 0.01	< 0.01	< 0.01	< 0.01	< 0.01	< 0.0100	< 0.0100	< 0.020	< 0.020	< 0.0019	< 0.0019	**0.0037 JB**	**0.0030 J**	< 0.020	< 0.020	< 0.020	< 0.020
Cyanide	mg/L	< 0.01	< 0.01	< 0.01	< 0.01	< 0.01	< 0.01	**0.012**	< 0.01	< 0.01	**0.014**	< 0.010	< 0.010	< 0.0050	< 0.0050	< 0.0050	< 0.010	< 0.010	< 0.010	< 0.010	< 0.01	< 0.01	< 0.01	< 0.01	< 0.01	< 0.01	< 0.01	< 0.01	< 0.010	< 0.010	< 0.010	< 0.010	< 0.0050	**0.0052 J**	< 0.0050	< 0.010	< 0.010	< 0.010	< 0.010	< 0.010
Lead	mg/L	< 0.01	< 0.01	< 0.01	< 0.01	< 0.01	< 0.01	< 0.01	< 0.01	< 0.01	< 0.01	< 0.010	< 0.010	< 0.0040	< 0.0040	< 0.0040	< 0.010	< 0.010	< 0.010	< 0.0050	< 0.01	< 0.01	< 0.01	< 0.01	< 0.01	< 0.01	< 0.01	< 0.01	< 0.0100	< 0.0100	< 0.010	< 0.010	< 0.0040	< 0.0040	< 0.0040	< 0.010	< 0.010	< 0.010	< 0.0050	< 0.0050
Mercury	mg/L	< 0.0002	< 0.0002	< 0.0002	< 0.0002	< 0.0002	< 0.00020	< 0.00020	< 0.00020	< 0.00020	< 0.00020	< 0.00020	< 0.00020	< 0.000091	< 0.000091	< 0.000091	< 0.00020	< 0.00020	< 0.00020	< 0.00020	< 0.0002	< 0.0002	< 0.0002	< 0.0002	< 0.0002	< 0.00020	< 0.00020	< 0.00020	< 0.00020	< 0.00020	< 0.00020	< 0.00020	< 0.00020	< 0.000091	< 0.000091	< 0.000091	< 0.00020	< 0.00020	< 0.00020	< 0.00020	< 0.00020
Nickel	mg/L	< 0.02	< 0.02	< 0.02	< 0.02	< 0.02	< 0.02	< 0.02	< 0.02	< 0.02	< 0.02	< 0.04	< 0.04	< 0.0023	< 0.0023	< 0.0023	< 0.040	< 0.040	< 0.040	< 0.040	< 0.02	< 0.02	< 0.02	< 0.02	< 0.02	< 0.02	< 0.02	< 0.02	< 0.0200	< 0.0200	< 0.040	< 0.040	**0.013 J**	**0.0012 J**	**0.0094 J**	**0.011 J**	< 0.040	< 0.040	**0.0046 J**	**0.0055 J**
Selenium	mg/L	< 0.02	< 0.02	< 0.02	< 0.02	< 0.02	< 0.02	< 0.02	< 0.02	< 0.02	< 0.02	< 0.020	< 0.020	< 0.0064	< 0.0064	< 0.0064	< 0.020	< 0.020	< 0.020	< 0.010	< 0.02	< 0.02	< 0.02	< 0.02	< 0.02	< 0.02	< 0.02	< 0.02	< 0.0200	< 0.0200	< 0.020	< 0.020	< 0.0064	< 0.0064	< 0.0064	< 0.020	< 0.020	< 0.020	< 0.010	< 0.010
Thallium	mg/L	< 0.002	< 0.002	< 0.002	< 0.002	< 0.002	< 0.02	< 0.02	< 0.02	< 0.02	< 0.02	< 0.0010	< 0.0010	< 0.00025	< 0.00025	< 0.00025	< 0.0010	< 0.0010	< 0.0010	< 0.0010	< 0.002	< 0.002	< 0.002	< 0.002	< 0.02	< 0.02	< 0.02	< 0.02	< 0.0200	< 0.0200	< 0.0010	< 0.0010	< 0.00025	< 0.00025	< 0.00025	< 0.0010	< 0.0010	< 0.0010	< 0.0010	< 0.0010
Vanadium (fume or dust)	mg/L	< 0.01	< 0.01	< 0.01	< 0.01	< 0.01	< 0.01	< 0.01	< 0.01	< 0.01	< 0.01	< 0.010	< 0.010	**0.0030 J**	< 0.0024	**0.0030 J**	< 0.010	< 0.010	< 0.010	**0.0040 J**	< 0.01	< 0.01	< 0.01	< 0.01	< 0.01	< 0.01	< 0.01	< 0.01	< 0.0100	< 0.0100	< 0.010	< 0.010	< 0.0024	< 0.0024	< 0.0024	< 0.010	< 0.010	< 0.010	< 0.010	< 0.010
Zinc	mg/L	**0.0736**	**0.0886**	**0.0702**	**0.0285**	**0.13**	**0.0939**	**0.0623**	**0.165**	**0.124**	**0.573**	**0.14**	**0.028**	**0.015 J**	**0.016 J**	**0.11**	**0.13**	<0.020	**0.12**	**0.012 J**	< 0.02	< 0.02	< 0.02	< 0.02	**0.0567**	< 0.02	< 0.02	< 0.02	< 0.0200	< 0.0200	< 0.020	< 0.020	< 0.0087	< 0.0087	< 0.0087	< 0.020	< 0.020	< 0.020	0.028	< 0.020

Notes:
ISCO - *in-situ* chemical oxidation
** - Resampled in August 2007 for VOCs only

Data Qualifier Defintions:
-- - Not analyzed
B (Inorganics) - Estimated analyte concentration
D - Analyte concentration reported from secondary dilution
DB - Analyte concentration reported from secondary dilution; analyte detected in method blank
H - Holding time exceeded for sample
J - Estimated analyte concentration
JB (Organic) - Estimated analyte concentration; analyte detected in method blank
JM (Organic) - Estimated analyte concentration; spike sample recovery outside control limits
M (Organic) - Spike sample recovery outside control limits
N - Spike sample recovery outside of control limits
R - Sample data results rejected due to deficiencies in the ability to meet quality control standards
< - Analyte not detected at referenced detection limit
U - Analyte not detected at referenced detection limit
UJ - Analyte not detected; low method bias and/or matrix interference
UN - Analyte not detected; spiked sample recovery outside of control limits
UR - Analyte not detected; data rejected
UWN - Analyte not detected; post digestion spike and spike sample recovery outside control limits
Bold - Exceeds the laboratory detection limit

Appendix E-3
Summary of Historical Ground Water Sampling Data - Decommissioned Wells
Atlanta Gas Light Company
Former Manufactured Gas Plant Site
Augusta, Ga

Chemical Name	Location ID	MW-512BR	MW-512BR	MW-512BR	MW-512BR	MW-512BR	MW-512BR	MW-512BR	MW-512BR	MW-512BR	MW-512BR	MW-512BR	MW-512BR	MW-512BR	MW-512BR	MW-512BR	MW-512BR	MW-512BR	MW-512BR	MW-512BR
	Sample Date	7/26/2017	1/25/2017	7/27/2016	1/20/2016	7/30/2015	1/14/2015	7/17/2014	1/14/2014	7/11/2013	1/10/2013	7/26/2012	1/25/2012	7/7/2011	1/20/2011	7/20/2010	7/20/2010 DUP	1/12/2010	7/29/2009	1/19/2009
	Unit	Post-Extraction					During Extraction													
Volatile Organic Compounds																				
Acetone	µg/L	< 50	< 50	< 50	< 50	< 50	< 50	< 50	< 50	< 50	< 500	< 500	< 5.0	< 5.0	< 5.0	**52 J**	**44 J**	< 2000	< 2000	< 2000
Benzene	µg/L	< 5.0	< 5.0	**6.4**	**20**	< 5.0	< 5.0	**12**	**5.2**	**85**	**150**	**1,300 D**	**40**	**1,500**	**63**	**200**	**200**	**3,500**	**1,900**	**2,300**
Carbon Disulfide	µg/L	< 5.0	< 5.0	< 5.0	< 5.0	< 5.0	< 5.0	< 5.0	< 5.0	< 5.0	< 5.0	< 25	< 0.60	< 0.60	< 0.60	< 10	< 10	< 100	< 100	18 J
Ethylbenzene	µg/L	< 5.0	< 5.0	< 5.0	< 5.0	< 5.0	< 5.0	< 5.0	< 5.0	< 5.0	**8.4**	< 25	**8.4**	**20**	**1.8 J**	**24**	**24**	**560**	**250**	**250**
Methylene Chloride	µg/L	< 5.0	< 5.0	< 5.0	< 5.0	< 5.0	< 5.0	< 5.0	< 5.0	< 5.0	< 5.0	< 25	< 1.0	< 1.0	< 1.0	< 10	< 10	< 100	< 100	< 100
Toluene	µg/L	< 5.0	< 5.0	< 5.0	< 5.0	< 5.0	< 5.0	< 5.0	< 5.0	< 5.0	< 5.0	< 25	< 0.33	**3.4 J**	< 0.33	**0.91 J**	**1.0 J**	< 100	< 100	**130**
Trichloroethylene	µg/L	< 5.0	< 5.0	< 5.0	< 5.0	< 5.0	< 5.0	< 5.0	< 5.0	< 5.0	< 5.0	< 25	< 0.13	< 0.13	< 0.13	< 10	< 10	< 100	< 100	< 100
Xylenes, total	µg/L	< 5.0	< 5.0	< 5.0	< 5.0	< 5.0	< 5.0	< 5.0	< 5.0	< 5.0	< 5.0	< 25	**1.4 J**	**34**	**3.3 J**	**7.3 J**	**7.5 J**	**200**	**110**	**160**
Semivolatile Organic Compounds																				
Acenaphthene	µg/L	**2.2**	< 0.5	< 0.5	**2.1**	< 0.5	**2.5**	**3**	**0.95**	**1.7**	**1.2**	< 19	**2.4**	**12**	**2.4**	**1.7**	**0.77**	**26**	**10 ***	**6.8 J***
Acenaphthylene	µg/L	< 1.0	< 1.0	< 1.0	< 1.0	< 1.0	< 1.0	< 1.0	< 1.0	< 1.0	< 0.19	< 19	**0.16 J**	< 0.99	**0.39**	**0.55**	**0.13 J**	**2.7**	**3.5**	**4.0 J***
Anthracene	µg/L	**0.072**	< 0.05	**0.06**	**0.054**	< 0.05	**0.051**	**0.088**	**0.072**	**0.066**	< 0.19	< 19	**0.11 J**	< 0.99	< 0.096	**0.11 J**	< 0.19	< 1.9	< 0.94	< 19 *
Benz(a)anthracene	µg/L	< 0.05	< 0.05	< 0.05	< 0.05	< 0.05	< 0.05	< 0.05	< 0.05	< 0.05	< 0.19	< 19	< 0.11	< 0.99	< 0.096	< 0.19	< 0.19	< 1.9	< 0.94	< 19
Benzo(a)pyrene	µg/L	< 0.05	< 0.05	< 0.05	< 0.05	< 0.05	< 0.05	< 0.05	< 0.05	< 0.05	< 0.19	< 19	< 0.11	< 0.99	< 0.096	< 0.19	< 0.19	< 1.9	< 0.94	< 19
Benzo(b)fluoranthene	µg/L	< 0.1	< 0.1	< 0.1	< 0.1	< 0.1	< 0.10	< 0.10	< 0.10	< 0.10	< 0.19	< 19	< 0.11 *	< 0.99	< 0.096	< 0.19	< 0.19	< 1.9	< 0.94	< 19
Benzo(g,h,i)perylene	µg/L	< 0.1	< 0.1	< 0.1	< 0.1	< 0.1	< 0.10	< 0.10	< 0.10	< 0.10	< 0.19	< 19	< 0.11	< 0.99	< 0.096	< 0.19	< 0.19	< 1.9	< 0.94	< 19
Benzo(k)fluoranthene	µg/L	< 0.05	< 0.05	< 0.05	< 0.05	< 0.05	< 0.05	< 0.05	< 0.05	< 0.05	< 0.19	< 19	< 0.11	< 0.99	< 0.096	< 0.19	< 0.19	< 1.9	< 0.94	< 19 *
Chrysene	µg/L	< 0.05	< 0.05	< 0.05	< 0.05	< 0.05	< 0.05	< 0.05	< 0.05	< 0.05	< 0.19	< 19	< 0.049	< 0.44	< 0.043	< 0.19	< 0.19	< 1.9	< 0.94	< 19
Dibenzo(a,h)anthracene	µg/L	< 0.1	< 0.1	< 0.1	< 0.1	< 0.1	< 0.10	< 0.10	< 0.10	< 0.10	< 0.19	< 19	< 0.11	< 0.99	< 0.096	< 0.19	< 0.19	< 1.9	< 0.94	< 19
Fluoranthene	µg/L	< 0.1	< 0.1	< 0.1	< 0.1	< 0.1	< 0.10	< 0.10	< 0.10	< 0.10	< 0.19	< 19	**0.14 J**	< 0.99	< 0.096	< 0.19	< 0.19	< 1.9	< 0.94	< 19 *
Fluorene	µg/L	**0.24**	< 0.1	< 0.1	**0.2**	< 0.1	**0.28**	**0.37**	**0.22**	**0.30**	< 0.19	< 19	**0.57**	**2.7**	**0.41**	**0.79**	**0.41**	**5.2**	**3.1**	< 19 *
Indeno(1,2,3-cd)pyrene	µg/L	< 0.05	< 0.05	< 0.05	< 0.05	< 0.05	**0.081**	< 0.05	< 0.05	< 0.05	< 0.19	< 19	< 0.11	< 0.99	< 0.096	< 0.19	< 0.19	< 1.9	< 0.94	< 19
Naphthalene	µg/L	< 0.5	< 0.5	< 0.5	**1.4**	**0.69**	< 0.50	**3.7**	<0.50	**7.4**	**15**	**320**	**0.84**	**320**	**11 J**	< 0.19	< 0.19	**810**	**370 B**	**350**
Phenanthrene	µg/L	< 0.05	< 0.05	< 0.05	**0.086**	< 0.05	< 0.05	**0.27**	**0.44**	**0.41**	< 0.19	< 19	**0.71**	**1.6 J**	**0.23 ***	**0.82**	**0.56**	**4.9**	**3.0**	< 19 *
Pyrene	µg/L	**0.061**	< 0.05	< 0.05	**0.053**	< 0.05	< 0.05	< 0.05	**0.11**	**0.075**	< 0.19	< 19	**0.18 J**	< 0.99	< 0.096	**0.11 J**	< 0.19	< 1.9	< 0.94	< 19
Inorganic Compounds																				
Antimony	mg/L	< 0.006	< 0.006	< 0.006	< 0.006	< 0.02	< 0.02	< 0.02	< 0.02	< 0.02	< 0.02	< 0.02	< 0.0053	< 0.0053	< 0.0053	< 0.020	< 0.020	< 0.020	< 0.020	< 0.020
Arsenic	mg/L	< 0.05	< 0.05	< 0.05	< 0.05	< 0.05	< 0.05	< 0.05	< 0.05	< 0.05	< 0.02	< 0.02	< 0.0046	< 0.0046	< 0.0046	< 0.020	< 0.020	< 0.020	< 0.020	< 0.010
Barium	mg/L	**0.332**	**0.198**	**0.334**	**0.299**	**0.19**	**0.154**	**0.192**	**0.256**	**0.171**	**0.13**	**0.23**	**0.13**	**0.24**	**0.11**	**0.064**	**0.062**	**0.15**	**0.079**	**0.22**
Beryllium	mg/L	< 0.004	< 0.004	< 0.004	< 0.004	< 0.01	< 0.01	< 0.01	< 0.01	< 0.01	< 0.0040	< 0.0040	< 0.00020	< 0.00020	**0.00027 JB**	< 0.0040	< 0.0040	< 0.0040	< 0.0040	< 0.0040
Cadmium	mg/L	< 0.005	< 0.005	< 0.005	< 0.005	< 0.005	< 0.005	< 0.005	< 0.005	< 0.005	< 0.0050	< 0.0050	< 0.0020	< 0.0020	< 0.0020	< 0.0050	< 0.0050	< 0.0050	< 0.0050	< 0.0050
Chromium	mg/L	< 0.01	< 0.01	< 0.01	< 0.01	< 0.01	< 0.01	< 0.01	< 0.01	< 0.01	< 0.010	< 0.010	< 0.0012	< 0.0012	< 0.0012	< 0.010	< 0.010	< 0.010	< 0.010	< 0.010
Copper	mg/L	< 0.01	< 0.01	< 0.01	< 0.01	< 0.01	< 0.01	< 0.01	< 0.01	< 0.01	< 0.02	< 0.02	< 0.0019	< 0.0019	**0.0027 JB**	< 0.020	< 0.020	< 0.020	< 0.020	< 0.020
Cyanide	mg/L	< 0.01	< 0.01	< 0.01	< 0.01	< 0.01	< 0.01	< 0.01	< 0.01	< 0.01	< 0.010	< 0.010	**0.0068 J**	< 0.0050	< 0.0050	< 0.010	< 0.010	< 0.010	< 0.010	< 0.010
Lead	mg/L	< 0.01	< 0.01	< 0.01	< 0.01	< 0.01	< 0.01	< 0.01	< 0.01	< 0.01	< 0.010	< 0.010	< 0.0040	< 0.0040	< 0.0040	< 0.010	< 0.010	< 0.010	< 0.010	< 0.0050
Mercury	mg/L	< 0.0002	< 0.0002	< 0.0002	< 0.0002	< 0.0002	< 0.00020	< 0.00020	< 0.00020	< 0.00020	< 0.00020	< 0.00020	< 0.000091	< 0.000091	< 0.000091	< 0.00020	< 0.00020	< 0.00020	< 0.00020	< 0.00020
Nickel	mg/L	< 0.02	< 0.02	< 0.02	< 0.02	< 0.02	< 0.02	< 0.02	< 0.02	< 0.02	< 0.04	< 0.04	< 0.0023	< 0.0023	< 0.0023	< 0.040	< 0.040	< 0.040	< 0.040	< 0.040
Selenium	mg/L	< 0.02	< 0.02	< 0.02	< 0.02	< 0.02	< 0.02	< 0.02	< 0.02	< 0.02	< 0.020	< 0.020	< 0.0064	< 0.0064	< 0.0064	< 0.020	< 0.020	< 0.020	< 0.020	< 0.010
Thallium	mg/L	< 0.002	< 0.002	< 0.002	< 0.002	< 0.02	< 0.02	< 0.02	< 0.02	< 0.02	< 0.0010	< 0.0010	< 0.00025	< 0.00025	< 0.00025	< 0.0010	< 0.0010	< 0.0010	< 0.0010	< 0.0010
Vanadium (fume or dust)	mg/L	< 0.01	< 0.01	< 0.01	< 0.01	< 0.01	< 0.01	< 0.01	< 0.01	< 0.01	< 0.010	< 0.010	< 0.0024	< 0.0024	< 0.0024	< 0.010	< 0.010	< 0.010	< 0.010	< 0.010
Zinc	mg/L	< 0.02	< 0.02	< 0.02	< 0.02	**0.0781**	< 0.02	< 0.02	< 0.02	< 0.02	< 0.020	< 0.020	< 0.0087	< 0.0087	**0.0095 J**	< 0.020	< 0.020	< 0.020	< 0.020	< 0.020

Notes:
ISCO - *in-situ* chemical oxidation
** - Resampled in August 2007 for VOCs only

Data Qualifier Defintions:
-- - Not analyzed
B (Inorganics) - Estimated analyte concentration
D - Analyte concentration reported from secondary dilution
DB - Analyte concentration reported from secondary dilution; analyte detected in method blank
H - Holding time exceeded for sample
J - Estimated analyte concentration
JB (Organic) - Estimated analyte concentration; analyte detected in method blank
JM (Organic) - Estimated analyte concentration; spike sample recovery outside control limits
M (Organic) - Spike sample recovery outside control limits
N - Spike sample recovery outside of control limits
R - Sample data results rejected due to deficiencies in the ability to meet quality control standards
< - Analyte not detected at referenced detection limit
U - Analyte not detected at referenced detection limit
UJ - Analyte not detected; low method bias and/or matrix interference
UN - Analyte not detected; spiked sample recovery outside of control limits
UR - Analyte not detected; data rejected
UWN - Analyte not detected; post digestion spike and spike sample recovery outside control limits
Bold - Exceeds the laboratory detection limit

Appendix E-3
Summary of Historical Ground Water Sampling Data - Decommissioned Wells
Atlanta Gas Light Company
Former Manufactured Gas Plant Site
Augusta, Ga

Chemical Name	Location ID	MW-600	MW-600	MW-600	MW-600	MW-600	MW-600	MW-600	MW-600	MW-600	MW-600	MW-600	MW-600	MW-600	MW-600	MW-600	MW-600	MW-601	MW-601	MW-601	MW-601	MW-601	MW-601	MW-601	MW-601	MW-601	MW-601	MW-601	MW-601	MW-601	MW-601
	Sample Date	7/26/2017	7/26/2017 DUP	1/25/2017	1/25/2017 DUP	7/27/2016	7/27/2016 DUP	1/21/2016	1/21/2016 DUP	1/14/2015	7/16/2014	1/9/2014	7/11/2013	7/11/2013 DUP	1/10/2013	7/26/2012	1/25/2012**	7/25/2017	1/25/2017	7/28/2016	1/20/2016	7/30/2015	7/30/2015 DUP	1/14/2015	7/16/2014	1/9/2014	7/11/2013	1/10/2013	7/25/2012	1/19/2012	7/6/2011	1/20/2011
	Unit	Post-ISCO																Post-ISCO													
Field Parameters																															
Conductivity	mS/cm	0.497	0.497	0.396	0.396	0.36	0.36	0.168	0.168	0.257	0.529	0.416	0.293	0.293	0.396	0.375	0.430	0.221	0.224	0.427	0.451	590	590	0.529	0.565	0.421	0.543	0.569	0.658	0.649	0.645	0.46
Dissolved Oxygen (YSI)	mg/L	0.28	0.28	0.55	0.55	0.01	0.01	0.28	0.28	0.18	0.43	0.58	0.26	0.26	0.79	1.2	0.46	0.13	0.16	0.08	0.19	0.3	0.3	0.28	0.23	0.24	0.34	0.19	2.94	0.15	0.25	0.22
Oxidation Reduction Potential	mV	-23	-23	-100.5	-100.5	31.8	31.8	154.9	154.9	-71.3	-73.9	-43.7	-24.1	-24.1	8.7	-32.1	-28.0	-39.5	10.7	-52.6	-89.2	234.1	234.1	-42.8	-137.3	-66.0	-121.2	-103.8	-61.0	-80.0	-84.5	-77.0
pH	SU	6.07	6.07	6.14	6.14	6.8	6.8	6.44	6.44	6.1	6.33	6.45	6.70	6.70	6.61	6.70	6.22	6.01	6.08	6.46	6	6.08	6.08	5.92	6.05	6.22	6.01	5.96	5.22	6.16	6.00	5.85
Temperature	Celsius	27.88	27.88	23.01	23.01	26.6	26.6	16.61	16.61	17.9	22.93	21.27	21.54	21.54	26.44	24.33	22.87	22.55	21.2	20.85	21.24	25.7	25.7	15.8	23.11	18.95	21.41	22.47	25.42	22.04	22.88	19.84
Turbidity	NTU	9.58	9.58	6.83	6.83	16.8	16.8	31.7	31.7	53	45.8	19.9	9.60	9.60	24.20	8.05	> 999	5.93	4.27	3.71	1.8	35.5	35.5	3.12	8.56	8.79	8.16	9.14	3.27	1.1	26.2	16.9
Monitored Natural Attenuation Parameters																															
Carbon Dioxide	µg/L	--	--	--	--	--	--	--	--	--	--	--	--	--	--	--	--	--	--	--	--	--	--	--	--	--	--	--	--	--	--
Iron, as Ferrous (Fe+2)	mg/L	--	--	--	--	--	--	--	--	--	--	--	--	--	--	--	--	--	--	--	--	--	--	--	--	--	--	--	--	--	--
Methane	µg/L	--	--	--	--	--	--	--	--	--	--	--	--	--	--	--	--	--	--	--	--	--	--	--	--	--	--	--	--	--	--
Nitrate	mg/L	--	--	--	--	--	--	--	--	--	--	--	--	--	--	--	--	--	--	--	--	--	--	--	--	--	--	--	--	--	--
Oxygen	mg/L	--	--	--	--	--	--	--	--	--	--	--	--	--	--	--	--	--	--	--	--	--	--	--	--	--	--	--	--	--	--
Sulfate	mg/L	--	--	--	--	--	--	--	--	--	--	--	--	--	--	--	--	--	--	--	--	--	--	--	--	--	--	--	--	--	--
Volatile Organic Compounds																															
Acetone	µg/L	< 25000	< 25000	< 2500	< 2500	< 50	< 50	< 50	< 50	< 25,000	< 25,000	< 2,500	< 2,500	< 2,500	< 20,000	< 5,000	< 100	< 5000	< 5000	< 5000	< 5000	< 2500	< 2500	< 5,000	< 5,000	< 5,000	< 2,500	< 2,500	< 25,000	< 1,300	**740 J**	< 500
Benzene	µg/L	**20000 J**	**30000 J**	**27000**	**27000**	**23000**	**23000**	**4500**	**4300**	**25,000**	**25,000**	**20,000**	**7,000**	**5,900**	**26,000**	**48,000 D**	**440**	**9400**	**8200**	**12000**	**20000**	**20000**	**21000**	**6,900**	**31000**	**18,000**	**18,000**	**28,000**	**27,000**	**21,000**	**22,000 D**	**14,000**
Carbon Disulfide	µg/L	< 2500	< 2500	< 250	< 250	< 5.0	< 5.0	< 5.0	< 5.0	< 2,500	< 2500	< 250	< 250	< 250	<1,000	< 250	< 12	< 500	< 500	< 500	< 500	< 250	< 250	< 500	< 500	< 500	< 250	<130	< 1,300	< 150	< 60	< 60
Ethylbenzene	µg/L	< 2500	< 2500	**2700**	**2700**	**2100**	**2000**	**420**	**440**	< 250	< 2500	**2,400**	**990**	**760**	**1,300**	**1,300**	**1,600**	**1400**	**570**	**910**	**850**	**1400**	**1500**	**960**	**1,600**	**1,300**	**1,000**	**950**	< 1,300	**950 J**	**890**	**440 J**
Methylene Chloride	µg/L	< 2500	< 2500	< 250	< 250	< 5.0	< 5.0	< 5.0	< 5.0	< 5.0	< 2500	< 250	< 250	< 250	<1,000	< 250	< 20	< 500	< 500	< 500	< 500	< 250	< 250	< 5.0	< 500	< 500	< 250	<130	< 1,300	< 250	< 100	< 100
Toluene	µg/L	**8400 J**	**14000 J**	**10000**	**10000**	**13000**	**13000**	**1400**	**1400**	**8,500**	**17,000**	**12,000**	**5,300**	**4,300**	**12,000**	**24,000 D**	**72 J**	**8200**	**7300**	**9700**	**13000**	**12000**	**14000**	**2,100**	**16,000**	**6,100**	**8,700**	**13,000**	**11,000**	**8,800**	**10,000**	**7,400**
Trichloroethylene	µg/L	< 2500	< 2500	< 250	< 250	< 5.0	< 5.0	< 5.0	< 5.0	< 2,500	< 2500	< 250	< 250	< 250	<1,000	< 250	< 2.6	< 500	< 500	< 500	< 500	< 250	< 250	< 500	< 500	< 500	< 250	<130	< 1,300	< 33	< 13	< 13
Xylenes, total	µg/L	< 2500	**2500**	**3700**	**3700**	**4000**	**4000**	**510**	**620**	2,600	**4,600**	**3,700**	**2,100**	**1,600**	**3,000**	**5,100 D**	**1,200**	**2800**	**2000**	**3100**	**4100**	**3500**	**3400**	**1,900**	**4,200**	**2,500**	**3,400**	**3,700**	**3,800**	**3,300**	**3,700**	**3,000**
Semivolatile Organic Compounds																															
Acenaphthene	µg/L	**12 J**	**20 J**	**21**	**21**	**21**	**23**	**3.4 JL**	**4.1 JL**	**14**	**9.2**	**21**	**6.2**	**6.3**	< 22	< 190	**200**	**18**	**8.0**	**14**	**13**	**1.0**	**5.6**	**12**	**4.6**	**14**	**18**	**19**	< 210	**18**	**12**	**16**
Acenaphthylene	µg/L	**90**	**110**	**74**	**79**	**110**	**100**	**8.8 JL**	**13 JL**	**120**	**210**	**190**	**53**	< 100	**93**	< 190	**67**	**44**	**33**	**53**	**60**	**5**	< 1.000	**45**	**70**	**50**	**64**	**81**	< 210	**75**	**65**	**68**
Anthracene	µg/L	**3.5**	**3.3**	**3.3**	**3.4**	**2.5**	**2.6**	**0.51 JL**	**0.77 JL**	**2.4**	**8.9**	**5.6**	**1.5**	**1.7**	< 22	< 190	**43**	**3.8**	**3.1**	**4.5**	**4.8**	**3.7**	**2.8**	**4.4**	**4.7**	**7.7**	**6.7**	< 19	< 210	**7.1 J**	**5.2 J**	**5.5**
Benz(a)anthracene	µg/L	**0.57**	**0.46**	**0.41**	**0.5**	**0.18**	**0.21**	**0.3 JL**	**0.35 JL**	**0.38**	**2.8**	**0.97**	< 0.50	**0.31**	< 22	< 190	**35**	**0.15**	**0.15**	**0.19**	**0.31**	< 0.05	**0.14**	< 0.050	**0.24**	**0.4**	< 0.50	< 19	< 210	< 4.8	< 4.7	< 1.0
Benzo(a)pyrene	µg/L	**0.39**	**0.32**	**0.23**	**0.26**	**0.099**	**0.12**	**0.22 JL**	**0.27 JL**	**0.3**	**2.1**	**0.72**	< 0.50	**0.23**	< 22	< 190	**35**	< 0.05	< 0.05	< 0.05	< 0.05	< 0.05	< 0.05	< 0.050	< 0.050	< 0.050	< 0.50	< 19	< 210	< 4.8	< 4.7	< 1.0
Benzo(b)fluoranthene	µg/L	**0.38**	**0.32**	**0.2**	**0.23**	< 0.1	< 0.1	**0.18 JL**	**0.22 JL**	**0.28**	**1.8**	**0.47**	< 1.0	**0.19**	< 22	< 190	**27**	< 0.1	< 0.1	< 0.1	< 0.1	< 0.1	< 0.1	< 0.10	< 0.10	< 0.1	< 1.0	< 19	< 210	< 4.8	< 4.7	< 1.0
Benzo(g,h,i)perylene	µg/L	**0.17**	**0.14**	**0.11**	**0.13**	< 0.1	< 0.1	**0.11 JL**	**0.14 JL**	**0.16**	**0.79**	**0.26**	< 1.0	< 0.10	< 22	< 190	**14**	< 0.1	< 0.1	< 0.1	< 0.1	< 0.1	< 0.1	< 0.10	< 0.10	< 1.0	< 1.0	< 19	< 210	< 4.8	< 4.7	< 1.0
Benzo(k)fluoranthene	µg/L	**0.12 J**	**0.082 J**	**0.085**	**0.11**	< 0.05	< 0.05	**0.089 JL**	**0.11 JL**	**0.085**	**0.68**	**0.18**	< 0.50	**0.096**	< 22	< 190	**13**	< 0.05	< 0.05	< 0.05	< 0.05	< 0.05	< 0.05	< 0.050	< 0.050	< 0.50	< 0.50	< 19	< 210	< 4.8	< 4.7	< 1.0
Chrysene	µg/L	**0.36**	**0.3**	**0.32**	**0.38**	**0.14**	**0.17**	**0.19 JL**	**0.27 JL**	**0.3**	**2.1**	**0.66**	< 0.50	**0.26**	< 22	< 190	**28**	< 0.05	**0.073**	< 0.05	**0.21**	< 0.05	< 0.05	< 0.050	< 0.050	< 0.050	< 0.50	<1 9	< 210	< 2.2	< 2.1	< 0.45
Dibenzo(a,h)anthracene	µg/L	< 0.1	< 0.1	< 0.1	< 0.1	< 0.1	< 0.1	< 0.1 UL	< 0.1 UL	< 0.10	**0.2**	< 0.10	< 1.0	< 0.10	< 22	< 190	**4.5**	< 0.1	< 0.1	< 0.1	< 0.1	< 0.1	< 0.1	< 0.10	< 0.10	< 0.1	< 1.0	< 19	< 210	< 4.8	< 4.7	< 1.0
Fluoranthene	µg/L	**1.8**	**1.6**	**1.6**	**1.8**	**1.1**	**1.1**	**0.59 JL**	**0.74 JL**	**1.2**	**6.9**	**3.2**	**1.0**	**1.2**	< 22	< 190	**53**	**1.1**	**1.2**	**1.3**	**0.94**	**0.35**	**0.27**	**0.49**	**0.4**	**0.67**	< 1.0	< 19	< 210	< 4.8	< 4.7	**2.3**
Fluorene	µg/L	**14 J**	**20 J**	**15**	**17**	**20**	**19**	**4.3 JL**	**5.5 JL**	**20**	**48**	**39**	**12**	**16**	< 22	< 190	**92**	**33**	**21**	**31**	**38**	**3**	**16**	**36**	**19**	**42**	**53**	**64**	< 210	**63**	**50**	**60**
Indeno(1,2,3-cd)pyrene	µg/L	**0.13**	**0.11**	**0.079**	**0.092**	< 0.05	< 0.05	**0.091 JL**	**0.1 JL**	**0.11**	**0.69**	**0.21**	< 0.50	**0.065**	< 22	< 190	**12**	**0.066**	< 0.05	< 0.05	< 0.05	< 0.05	< 0.05	< 0.050	< 0.050	< 0.050	< 0.50	<1 9	< 210	< 4.8	< 4.7	< 1.0
Naphthalene	µg/L	**4500 J**	**7200 J**	**5400**	**5700**	**6700**	**6400**	**77 JL**	**120 JL**	**5,400**	**10,000**	**7,700**	**2,500**	**2,900**	**5,700**	**8,200**	**6,300**	**3400**	**3100**	**6700**	**8200**	**6600**	**4300**	6,500	**8,700**	**8,400**	**9,900**	**11,000**	**11,000**	**770**	**8,900**	**9,800**
Phenanthrene	µg/L	**13**	**16**	**13**	**14**	**15**	**15**	**2.7 JL**	**3.9 JL**	**15**	**53**	**36**	**9.8**	**9.6**	< 22	< 190	**170**	**24**	**14**	**21**	**25**	**12**	**9.4**	**17**	**16**	**25**	**25**	**35**	< 210	**38**	**25**	**44 ***
Pyrene	µg/L	**2.3**	**2.1**	**2.2**	**2.4**	**1.5**	**1.6**	**0.8 JL**	**0.98 JL**	**1.8**	**8.5**	**3.8**	**1.2**	**1.4**	< 22	< 190	**68**	**1.4**	**1.5**	**1.5**	**1.2**	**0.45**	**0.31**	**0.47**	**0.49**	**1**	**0.76**	< 19	< 210	< 4.8	< 4.7	**1.5 J**
Inorganic Compounds																															
Antimony	mg/L	< 0.006	< 0.006	< 0.006	< 0.006	< 0.006	< 0.006	< 0.006	< 0.006	< 0.0200	< 0.0200	< 0.0200	< 0.0200	< 0.0200	< 0.020	< 0.020	< 0.0053	< 0.006	< 0.006	< 0.006	< 0.006	< 0.02	< 0.02	< 0.0200	< 0.0200	< 0.0200	< 0.0200	< 0.020	< 0.020	< 0.0053	< 0.0053	< 0.0053
Arsenic	mg/L	< 0.05	< 0.05	< 0.05	< 0.05	< 0.05	< 0.05	< 0.05	< 0.05	< 0.0500	< 0.0500	< 0.0500	< 0.0500	< 0.0500	< 0.020	< 0.020	< 0.0046	< 0.05	< 0.05	< 0.05	< 0.05	< 0.05	< 0.05	< 0.0500	< 0.0500	< 0.0500	< 0.0500	< 0.020	< 0.020	**0.0096 J**	**0.011 J**	**0.0054 J**
Barium	mg/L	**0.236**	**0.233**	**0.131**	**0.139**	**0.0955**	**0.102**	**0.0327**	**0.033**	**0.157**	**0.315**	**0.197**	**0.0615**	**0.0613**	**0.097**	**0.25**	**0.66**	**0.144**	**0.0937**	**0.176**	**0.182**	**0.213**	**0.215**	**0.275**	**0.169**	**0.249**	**0.270**	**0.28**	**0.29**	**0.3**	**0.27**	**0.2**
Beryllium	mg/L	< 0.004	< 0.004	< 0.004	< 0.004	< 0.004	< 0.004	< 0.004	< 0.004	< 0.0100	< 0.0100	< 0.0100	< 0.0100	< 0.0100	< 0.0040	< 0.0040	< 0.00020	< 0.004	< 0.004	< 0.004	< 0.004	< 0.01	< 0.01	< 0.0100	< 0.0100	< 0.0100	< 0.0100	< 0.0040	< 0.0040	< 0.00020	**< 0.00020**	**0.00029 JB**
Cadmium	mg/L	< 0.005	< 0.005	< 0.005	< 0.005	< 0.005	< 0.005	< 0.005	< 0.005	< 0.0050	< 0.0050	< 0.0050	< 0.0050	< 0.0050	< 0.0050	< 0.0050	< 0.0020	< 0.005	< 0.005	**0.0091**	< 0.005	< 0.005	< 0.005	< 0.0050	< 0.0050	< 0.0050	< 0.0050	< 0.0050	< 0.0050	< 0.0020	< 0.0020	< 0.0020
Chromium	mg/L	< 0.01	< 0.01	< 0.01	< 0.01	< 0.01	< 0.01	< 0.01	< 0.01	< 0.0100	< 0.0100	< 0.0100	< 0.0100	< 0.0100	< 0.010	< 0.010	**0.0019 J**	< 0.01	< 0.01	< 0.01	< 0.01	< 0.01	< 0.01	< 0.0100	< 0.0100	< 0.0100	< 0.0100	< 0.010	< 0.010	**0.0019 J**	**0.0041 J**	**0.0022 J**
Copper	mg/L	**0.0158**	**0.0168**	**0.0211**	**0.02**	**0.0438**	**0.0398**	**0.0578**	**0.055**	**0.0312**	< 0.0100	**0.0351**	**0.0292**	**0.0298**	**0.021**	< 0.020	< 0.0019	< 0.01	< 0.01	< 0.01	< 0.01	**0.0175**	< 0.01	< 0.0100	< 0.0100	< 0.0100	< 0.0100	< 0.020	< 0.020	< 0.0019	**0.0073 J**	**0.0062 JB**
Cyanide	mg/L	< 0.01	< 0.01	< 0.01	< 0.01	< 0.01	< 0.01	< 0.01	< 0.01	< 0.010	< 0.010	< 0.010	< 0.010	< 0.010	< 0.010	< 0.010	**0.0080 J**	**0.017**	**0.019**	**0.046**	**0.027**	**0.022**	**0.019**	**0.022**	**0.048**	**0.025**	**0.026**	**0.035**	**0.041**	**0.048**	**0.061**	**0.029**
Lead	mg/L	< 0.01	< 0.01	< 0.01	< 0.01	< 0.01	< 0.01	< 0.01	< 0.01	< 0.0100	< 0.0100	< 0.0100	< 0.0100	< 0.0100	< 0.010	< 0.010	< 0.0040	< 0.01	< 0.01	< 0.01	< 0.01	< 0.01	< 0.01	< 0.0100	< 0.0100	< 0.0100	< 0.0100	< 0.010	< 0.010	< 0.0040	< 0.0040	< 0.0040
Mercury	mg/L	< 0.0002	< 0.0002	< 0.0002	< 0.0002	< 0.0002	< 0.0002	< 0.0002	< 0.0002	< 0.00020	< 0.00020	< 0.00020	< 0.00020	< 0.00020	< 0.00020	< 0.00020	< 0.000091	< 0.0002	< 0.0002	< 0.0002	< 0.0002	< 0.0002	< 0.0002	< 0.00020	< 0.00020	< 0.00020	< 0.00020	< 0.00020	< 0.00020	< 0.000091	< 0.000091	< 0.000091
Nickel	mg/L	< 0.02	< 0.02	< 0.02	< 0.02	< 0.02	< 0.02	< 0.02	< 0.02	< 0.0200	< 0.0200	< 0.0200	< 0.0200	< 0.0200	< 0.040	< 0.040	< 0.0023	< 0.02	< 0.02	< 0.02	< 0.02	< 0.02	< 0.02	< 0.0200	< 0.0200	< 0.0200	< 0.0200	< 0.040	< 0.040	< 0.0023	**0.0034 J**	**0.0026 J**
Selenium	mg/L	< 0.02	< 0.02	< 0.02	< 0.02	< 0.02	< 0.02	< 0.02	< 0.02	< 0.0200	< 0.0200	< 0.0200	< 0.0200	< 0.0200	< 0.020	< 0.020	< 0.0064	< 0.02	< 0.02	< 0.02	< 0.02	< 0.02	< 0.02	< 0.0200	< 0.0200	< 0.0200	< 0.0200	< 0.020	< 0.020	< 0.0064	< 0.0064	< 0.0064
Thallium	mg/L	< 0.002	< 0.002	< 0.002	< 0.002	< 0.002	< 0.002	< 0.002	< 0.002	< 0.0200	< 0.0200	< 0.0200	< 0.0200	< 0.0200	< 0.0010	< 0.0010	< 0.00025	< 0.002	< 0.002	< 0.002	< 0.002	< 0.02	< 0.02	< 0.0200	< 0.0200	< 0.0200	< 0.0200	< 0.0010	< 0.0010	< 0.00025	< 0.00025	< 0.00025
Vanadium (fume or dust)	mg/L	< 0.01	< 0.01	< 0.01	< 0.01	< 0.01	< 0.01	**0.0108**	**0.0108**	< 0.0100	**0.0102**	< 0.0100	< 0.0100	< 0.0100	<010	**0.015**	< 0.0024	< 0.01	< 0.01	< 0.01	< 0.01	< 0.01	< 0.01	< 0.0100	< 0.0100	< 0.0100	< 0.0100	< 0.010	< 0.010	**0.0024 J**	**0.0040 J**	**0.0029 J**
Zinc	mg/L	**0.0951**	**0.0966**	**0.147**	**0.142**	**0.217**	**0.219**	**0.854**	**0.854**	**0.208**	**0.058**	**0.288**	**1.53**	**1.59**	**0.099**	**0.15**	< 0.0087	**0.0368**	**0.0458**	**0.0759**	**0.0602**	**0.052**	**0.0339**	**0.0379**	**0.0564**	**0.121**	**0.0291**	**0.077**	< 0.020	< 0.0087	**0.029**	**0.028**

Notes:
ISCO - *in-situ* chemical oxidation
** Monitoring well had NAPL detected

Data Qualifier Defintions:
-- - Not analyzed
B (Inorganics) - Estimated analyte concentration
D - Analyte concentration reported from secondary dilution
DB - Analyte concentration reported from secondary dilution; analyte detected in method blank
H - Holding time exceeded for sample
J - Estimated analyte concentration
JB (Organic) - Estimated analyte concentration; analyte detected in method blank
Bold = Exceeds the laboratory detection limit
JM (Organic) - Estimated analyte concentration; spike sample recovery outside control limits
M (Organic) - Spike sample recovery outside control limits
N - Spike sample recovery outside of control limits
R - Sample data results rejected due to deficiencies in the ability to meet quality control standards
< - Analyte not detected at referenced detection limit
UJ - Analyte not detected; low method bias and/or matrix interference
UN - Analyte not detected; spiked sample recovery outside of control limits
UR - Analyte not detected; data rejected
UWN - Analyte not detected; post digestion spike and spike sample recovery outside control limits

Appendix E-3
Summary of Historical Ground Water Sampling Data - Decommissioned Wells
Atlanta Gas Light Company
Former Manufactured Gas Plant Site
Augusta, Ga

Chemical Name	Location ID	CP-01			
	Sample Date	1/18/2002	1/18/2002	7/12/2001	1/17/2001
	Unit	Pre-ISCO			
Volatile Organic Compounds					
Acetone	mg/L	0.025 U	0.025 U	0.025 U	0.025 UJ
Benzene	mg/L	**0.0014**	**0.0013**	**0.0087**	**0.0037**
Carbon Disulfide	mg/L	0.001 U	0.001 U	0.001 U	0.001 U
Dichloromethane	mg/L	0.005 U	0.005 U	0.005 U	0.005 U
Ethylbenzene	mg/L	**0.00024 J**	**0.00024 J**	**0.00036 J**	0.00041 U
Toluene	mg/L	**0.00028 J**	**0.00029 J**	**0.00033 J**	**0.00032 J**
Trichloroethylene	mg/L	0.001 U	0.001 U	0.001 U	0.001 U
Xylenes, total	mg/L	**0.0026**	**0.003**	**0.0038**	**0.0042**
Semivolatile Organic Compounds					
2-Methylnaphthalene	mg/L	**0.078 J**	**0.072 J**	**0.066**	**0.11**
Acenaphthene	mg/L	**0.056**	**0.055**	**0.064**	**0.086**
Acenaphthylene	mg/L	0.01 U	0.01 U	0.01 U	0.01 U
Anthracene	mg/L	**0.0021 J**	**0.0022 J**	**0.0018 J**	0.01 U
Benz(a)anthracene	mg/L	0.01 U	**0.00037 J**	0.01 U	0.01 U
Benzo(a)pyrene	mg/L	0.01 U	0.01 U	0.01 U	0.01 U
Benzo(b)fluoranthene	mg/L	0.01 U	0.01 U	0.01 U	0.01 U
Benzo(g,h,i)perylene	mg/L	0.01 U	0.01 U	0.01 U	0.01 U
Benzo(k)fluoranthene	mg/L	0.01 U	0.01 U	0.01 U	0.01 U
Chrysene	mg/L	0.01 U	0.01 U	0.01 U	0.01 U
Dibenzo(a,h)anthracene	mg/L	0.01 U	0.01 U	0.01 U	0.01 U
Dibenzofuran	mg/L	**0.0069 J**	**0.0072 J**	**0.0073 J**	**0.012**
Fluoranthene	mg/L	**0.0016 J**	**0.0019 J**	**0.002 J**	**0.005 J**
Fluorene	mg/L	**0.019**	**0.018**	**0.02**	**0.032**
Indeno(1,2,3-cd)pyrene	mg/L	0.01 U	0.01 U	0.01 U	0.01 U
Naphthalene	mg/L	0.01 U	0.01 U	**0.0013 J**	0.01 U
Phenanthrene	mg/L	**0.018**	**0.017**	**0.02**	**0.028**
Pyrene	mg/L	**0.0013 J**	**0.0017 J**	**0.0027 J**	**0.0038 J**
Inorganic Compounds					
Aluminum (fume or dust)	mg/L	0.041 U	0.035 U	0.2 U	**0.13 J**
Antimony	mg/L	0.02 U	0.02 U	0.02 U	0.02 U
Arsenic	mg/L	0.01 U	0.01 U	0.01 U	**0.0069 J**
Barium	mg/L	**0.32**	**0.32**	**0.27**	**0.32**
Beryllium	mg/L	0.004 U	0.004 U	0.004 U	0.00072 U
Cadmium	mg/L	0.005 U	0.005 U	0.005 U	0.005 U
Calcium metal	mg/L	**170**	**170**	**140**	**160**
Chromium	mg/L	0.01 U	0.01 U	0.01 U	0.01 U
Cobalt	mg/L	0.01 U	0.01 U	0.01 U	**0.0014 J**
Copper	mg/L	0.0015 U	0.0017 U	0.02 U	**0.0068 J**
Cyanide	mg/L	**0.27**	**0.32**	**0.16**	**0.33**
Iron	mg/L	**12**	**12**	**11**	**15**
Lead	mg/L	0.005 U	0.0024 U	0.005 U	0.0045 U
Magnesium	mg/L	**19**	**19**	**15**	**18**
Manganese	mg/L	**0.86**	**0.86**	**0.74**	**0.88**
Mercury	mg/L	0.0002 U	0.0002 U	0.0002 U	0.00020 U
Nickel	mg/L	0.04 U	0.04 U	0.04 U	0.04 U
Potassium	mg/L	**7.4**	**7.5**	**7.1**	**7.9**
Selenium	mg/L	0.01 U	0.01 U	0.01 U	0.01 U
Sodium	mg/L	**8.7**	**9.1**	**7.9**	**9.4**
Thallium	mg/L	0.002 UW	0.002 UJ	0.002 UW	0.002 U
Vanadium (fume or dust)	mg/L	0.01 U	0.01 U	0.01 U	0.01 U
Zinc	mg/L	0.02 U	0.02 U	0.02 U	0.008 U

Notes:
mg/L = milligrams per liter

Data Qualifier Definitions:
-- - Not analyzed
B (Inorganics) - Estimated analyte concentration
Bold - analyte detected
D - Analyte concentration reported from secondary dilution
J - Estimated analyte concentration
JB (Organic) - Estimated analyte concentration; analyte detected in method blank
JM (Organic) - Estimated analyte concentration; spike sample recovery outside control limits
M (Organic) - Spike sample recovery outside control limits
N - Spike sample recovery outside of control limits
U - Analyte not detected at referenced detection limit
UJ - Analyte not detected; low method bias and/or matrix interference
UN - Analyte not detected; spiked sample recovery outside of control limits
UR - Analyte not detected; data rejected
UWN - Analyte not detected; post digestion spike and spike sample recovery outside control limits

Appendix E-3
Summary of Historical Ground Water Sampling Data - Decommissioned Wells
Atlanta Gas Light Company
Former Manufactured Gas Plant Site
Augusta, Ga

Chemical Name	Location ID	MW-04																
	Sample Date	01/13/2009	7/15/2008	1/10/2008	8/21/2007**	7/11/2007	2/13/2007	7/11/2006	1/15/2006	7/21/2005	7/16/2004	1/22/2004	7/20/2003	7/03 DUP	1/20/2003	7/9/2002	1/17/2002	7/11/2001	1/18/2001
	Unit	Post-ISCO								Pre-ISCO									
Volatile Organic Compounds																			
Acetone	µg/L	< 100 U	< 100	< 50	< 50	--	< 50	50 U	10 U	25 U	25 U	25 U	25 U	25 U	25 U	25 U	25 U	**17 J**	25 U
Benzene	µg/L	< 5.0 U	< 5.0	< 5.0	< 5.0	--	< 5	5 U	1.0 U	1.0 U	1.0 U	1.0 U	1.0 U	1.0 U	**0.21 J**	1.0 U	1.0 U	1.0 U	1.0 U
Carbon Disulfide	µg/L	< 5.0 U	< 5.0	< 5.0	< 5.0	--	< 5	5 U	1.0 U	1.0 U	1.0 U	1.0 U	1.0 U	1.0 U	1.0 U	1.0 U	1.0 U	1.0 U	1.0 U
Dichloromethane	µg/L	< 5.0 U	< 5.0	< 5.0	< 5.0	--	< 5	5 U	1.0 U	5.0 U	5.0 U	5.0 U	5.0 U	5.0 U	5.0 U	5.0 U	5.0 U	**0.29 J**	5.0 U
Ethylbenzene	µg/L	< 5.0 U	< 5.0	< 5.0	< 5.0	--	< 5	5 U	1.0 U	1.0 U	1.0 U	1.0 U	1.0 U	1.0 U	**0.14 J**	1.0 U	1.0 U	1.0 U	1.0 U
Toluene	µg/L	< 5.0 U	< 5.0	< 5.0	< 5.0	--	< 5	5 U	1.0 U	1.0 U	1.0 U	1.0 U	1.0 U	1.0 U	1.0 U	1.0 U	1.0 U	1.0 U	1.0 U
Trichloroethylene	µg/L	< 5.0 U	< 5.0	< 5.0	< 5.0	--	< 5	5 U	1.0 U	1.0 U	1.0 U	1.0 U	1.0 U	1.0 U	1.0 U	**0.48 J**	1.0 U	1.0 U	1.0 U
Xylenes, total	µg/L	< 5.0 U	< 5.0	< 5.0	< 5.0	--	< 5	5 U	2.0 U	2.0 U	2.0 U	2.0 U	2.0 U	2.0 U	2.0 U	2.0 U	2.0 U	2.0 U	2.0 U
Semivolatile Organic Compounds																			
2-Methylnaphthalene	µg/L	--	--	--	--	--	--	--	0.2 U	0.2 U	0.2 U	0.2 U	10 U	10 U	10 U	10 U	10 U	10 U	10 U
Acenaphthene	µg/L	< 0.19 U	< 0.19	< 10	--	< 10	< 10	10 U	0.2 U	0.2 U	0.2 U	0.2 U	10 U	10 U	10 U	10 U	10 U	10 U	10 U
Acenaphthylene	µg/L	< 0.19 U	< 0.19	< 10	--	< 10	< 10	10 U	0.2 U	0.2 U	0.2 U	0.2 U	10 U	10 U	10 U	10 U	10 U	10 U	10 U
Anthracene	µg/L	< 0.19 U	< 0.19	< 10	--	< 10	< 10	10 U	0.2 U	0.2 U	0.2 U	0.2 U	10 U	10 U	10 U	10 U	10 U	10 U	10 U
Benz(a)anthracene	µg/L	< 0.19 U	< 0.19	<0.050	--	<0.050	< 0.05	0.05 U	0.2 U	0.2 U	0.2 U	0.2 U	10 U	10 U	10 U	10 U	10 U	10 U	10 U
Benzo(a)pyrene	µg/L	< 0.19 U	< 0.19	<0.050	--	<0.050	< 0.05	0.05 U	0.2 U	0.2 U	0.2 U	0.2 U	10 U	10 U	10 U	10 U	10 U	10 U	10 U
Benzo(b)fluoranthene	µg/L	< 0.19 U	< 0.19	<0.10	--	<0.10	< 0.1	0.1 U	0.2 U	0.2 U	0.2 U	0.2 U	10 U	10 U	10 U	10 U	10 U	10 U	10 U
Benzo(g,h,i)perylene	µg/L	< 0.19 U	< 0.19	< 10	--	< 10	< 10	10 U	0.2 U	0.2 U	0.2 U	0.2 U	10 U	10 U	10 U	10 U	10 U	10 U	10 U
Benzo(k)fluoranthene	µg/L	< 0.19 U	< 0.19	< 10	--	< 10	< 10	10 U	0.2 U	0.2 U	0.2 U	0.2 U	10 U	10 U	10 U	10 U	10 U	10 U	10 U
Chrysene	µg/L	< 0.19 U	< 0.19	<0.050	--	<0.050	< 0.05	0.05 U	0.2 U	0.2 U	0.2 U	0.2 U	10 U	10 U	10 U	10 U	10 U	10 U	10 U
Dibenzo(a,h)anthracene	µg/L	< 0.19 U	< 0.19	<0.10	--	<0.10	< 0.1	0.1 U	0.2 U	0.2 U	0.2 U	0.2 U	10 U	10 U	10 U	10 U	10 U	10 U	10 U
Dibenzofuran	µg/L	--	--	--	--	--	--	--	1.0 U	0.2 U	0.2 U	0.2 U	10 U	10 U	10 U	10 U	10 U	10 U	10 U
Fluoranthene	µg/L	< 0.19 U	< 0.19	< 10	--	< 10	< 10	10 U	0.2 U	0.2 U	0.2 U	0.2 U	10 U	10 U	10 U	10 U	10 U	10 U	10 U
Fluorene	µg/L	< 0.19 U	< 0.19	< 10	--	< 10	< 10	10 U	0.2 U	0.2 U	0.2 U	0.2 U	10 U	10 U	10 U	10 U	10 U	10 U	10 U
Indeno(1,2,3-cd)pyrene	µg/L	< 0.19 U	< 0.19	<0.050	--	<0.050	< 0.05	0.05 U	0.2 U	0.2 U	0.2 U	0.2 U	10 U	10 U	10 U	10 U	10 U	10 U	10 U
Naphthalene	µg/L	0.027 J	< 0.19	< 10	--	< 10	< 10	10 U	0.2 U	0.2 U	0.2 U	0.2 U	10 U	10 U	10 U	10 U	10 U	10 U	10 U
Phenanthrene	µg/L	< 0.19 U	< 0.19	< 10	--	< 10	< 10	10 U	0.2 U	0.2 U	0.2 U	0.2 U	10 U	10 U	10 U	10 U	10 U	10 U	10 U
Pyrene	µg/L	0.022 J	0.095 J	< 10	--	< 10	< 10	10 U	0.2 U	0.2 U	0.2 U	0.2 U	10 U	10 U	10 U	10 U	10 U	10 U	10 U
Inorganic Compounds																			
Aluminum (fume or dust)	mg/L	--	--	--	--	--	--	--	0.2 U	0.2 U	0.2 U	0.2 U	0.2 U	0.2 U	**0.37**	0.2 U	**0.034 B**	**0.059 B**	**0.093 B**
Antimony	mg/L	< 0.020 U	< 0.020	< 0.0200	--	< 0.020	< 0.02	0.02 U	0.01 U	0.006 U	0.006 U	0.02 U	0.02 U	0.02 U	0.02 U	0.02 U	0.02 U	0.02 U	**0.0057 B**
Arsenic	mg/L	< 0.010 U	< 0.010	<0.0500	--	<0.050	< 0.05	0.05 U	0.01 U	0.01 U	0.01 U	0.01 U	0.01 U	0.01 U	0.01 U	0.01 U	**0.0045 B**	**0.0053 B**	0.01 U
Barium	mg/L	0.038	**0.14**	**0.0428**	--	**0.0727**	**0.0479**	**0.0509**	0.2 U	**0.0907**	**0.13**	**0.077**	**0.07**	**0.07**	**0.084**	**0.073**	**0.091**	**0.1**	**0.12**
Beryllium	mg/L	< 0.0040 U	< 0.0040	< 0.0100	--	< 0.010	< 0.01	0.01 U	0.005 U	0.004 U	0.004 U	0.004 U	0.004 U	0.004 U	0.004 U	0.004 U	**0.00073 B**	0.004 U	0.004 U
Cadmium	mg/L	< 0.0050 U	< 0.0050	< 0.0050	--	< 0.0050	< 0.005	0.005 U	0.002 U	0.005 U	0.005 U	0.005 U	0.005 U	0.005 U	0.005 U	0.005 U	0.005 U	0.005 U	0.005 U
Calcium metal	mg/L	--	--	--	--	--	--	--	**9.98**	**8.04**	**34**	**17**	**17**	**18**	**16**	**17**	**19**	**18**	**20**
Chromium	mg/L	< 0.010 U	< 0.010	< 0.0100	--	< 0.010	< 0.01	0.01 U	0.005 U	0.01 U	0.01 U	0.01 U	0.01 U	0.01 U	0.01 U	0.01 U	0.01 U	0.01 UN	0.01 U
Cobalt	mg/L	--	--	--	--	--	--	--	0.007 U	0.01 U	0.01 U	0.01 U	0.01 U	0.01 U	0.01 U	0.01 U	0.01 U	0.01 U	0.01 U
Copper	mg/L	0.0026 J	0.0022 J	< 0.0100	--	< 0.010	< 0.01	0.01 U	0.025 U	0.02 U	0.02 U	0.02 U	0.02 U	0.02 U	**0.0021 B**	0.02 U	0.02 U	0.02 UN	**0.00096 B**
Cyanide	mg/L	< 0.010 U	0.0067 J	< 0.010	--	< 0.010	< 0.01	0.01 U	0.01 U	**0.019**	0.01 U	0.015 U	0.015 U	0.01 U	**0.0055 J**	**0.0076 B**	**0.0082 B**	**0.0057 B**
Iron	mg/L	--	--	--	--	--	--	--	--	--	--	--	--	--	--	--	--	--	--
Lead	mg/L	< 0.0050 U	< 0.0050	< 0.0100	--	< 0.010	< 0.01	0.01 U	0.003 U	0.005 U	0.005 U	0.005 U	0.005 U	0.005 U	**0.0016 B**	0.005 U	0.005 U	**0.0018 B**	0.005 U
Magnesium	mg/L	--	--	--	--	--	--	--	5 U	**2.54**	**6.1**	**2.1**	**2.4**	**2.5**	**1.9**	**1.6**	**2**	**1.8**	**2.1**
Manganese	mg/L	--	--	--	--	--	--	--	--	--	--	--	--	--	--	--	--	--	--
Mercury	mg/L	0.00012 J	< 0.00020	< 0.00020	--	< 0.00020	< 0.0002	0.0002 U	0.0002 U	0.0002 U	0.0002 U	0.0002 U	0.0002 U	0.0002 U	**0.000098 B**	0.0002 U	0.0002 U	0.0002 U	0.00020 U
Nickel	mg/L	< 0.040 U	< 0.040	< 0.0200	--	< 0.020	< 0.02	0.02 U	0.04 U	0.04 U	0.04 U	0.04 U	0.04 U	0.04 U	0.04 U	0.04 U	0.04 U	0.04 U	0.04 U
Potassium	mg/L	--	--	--	--	--	--	--	5 U	**1.75**	**5.8**	**4.3**	**4.1**	**4.4**	**3.9**	**4.2**	**4.5 N**	**5.9**	**4.0**
Selenium	mg/L	< 0.010 U	< 0.010	< 0.0200	--	< 0.020	< 0.02	0.02 U	0.005 U	0.01 U	0.01 U	0.01 U	0.01 U	0.01 U	0.01 U	0.01 U	0.01 U	0.01 U	0.01 U
Sodium	mg/L	--	--	--	--	--	--	--	**12.6**	**12.9**	**5**	**2.5**	**4.9**	**5**	**3.6**	**2.5**	**2.9**	**3.4**	**3.8**
Thallium	mg/L	< 0.0010 U	< 0.0010	< 1.00	--	< 1.00	< 0.01	0.001 U	0.001 U	0.001 U	0.001 U	0.001 U	0.002 U	0.002 U	0.002 UWN	0.002 UJ	0.002 U	0.002 U	0.002 U
Vanadium (fume or dust)	mg/L	< 0.010 U	< 0.010	< 0.0100	--	< 0.010	< 0.01	0.01 U	0.007 U	0.01 U	0.01 U	0.01 U	0.01 U	0.01 U	0.01 U	0.01 U	0.01 U	0.01 U	0.01 U
Zinc	mg/L	0.013 J	**0.061**	< 0.0200	--	< 0.020	< 0.02	0.02 U	0.02 U	0.02 U	0.02 U	0.02 U	**0.03**	**0.03**	**0.0091 B**	**0.0065 J**	**0.011 B**	**0.014 B**	**0.021**

Notes:
mg/L = milligrams per liter
µg/L = micrograms per liter
Data Qualifier Definitions:
-- - Not analyzed
B (Inorganics) - Estimated analyte concentration
Bold - analyte detected
D - Analyte concentration reported from secondary dilution
J - Estimated analyte concentration
JB (Organic) - Estimated analyte concentration; analyte detected in method blank
JM (Organic) - Estimated analyte concentration; spike sample recovery outside control limits
M (Organic) - Spike sample recovery outside control limits
N - Spike sample recovery outside of control limits
U - Analyte not detected at referenced detection limit
UJ - Analyte not detected; low method bias and/or matrix interference
UN - Analyte not detected; spiked sample recovery outside of control limits
UR - Analyte not detected; data rejected
UWN - Analyte not detected; post digestion spike and spike sample recovery outside control limits

Appendix E-3
Summary of Historical Ground Water Sampling Data - Decommissioned Wells
Atlanta Gas Light Company
Former Manufactured Gas Plant Site
Augusta, Ga

Chemical Name	Location ID	MW-06			MW-07							MW-08				MW-09			MW-10		
	Sample Date	1/21/2002	7/12/2001	1/23/2001	4/4/2002	3/8/2002	3/8/2002	1/21/2002	7/12/2001	7/12/2001	1/16/2001	4/4/2002	1/22/2002	7/16/2001	1/16/2001	1/22/2002	7/16/2001	1/23/2001	1/21/2002	7/12/2001	1/17/2001
	Unit	Pre-ISCO			Pre-ISCO							Pre-ISCO				Pre-ISCO			Pre-ISCO		
Volatile Organic Compounds																					
Acetone	mg/L	2.5 U	5 U	0.25 U	--	--	0.025 U	0.12 U	**0.016 J**	**0.019 J**	0.025 UJ	--	2.5 U	2.5 U	0.62 U	5 U	**0.085 J**	0.025 U	**0.024 J**	0.025 U	0.025 U
Benzene	mg/L	**21 D**	**15**	**18 D**	**0.012**	--	**0.00042 J**	**1.8 D**	**0.75 D**	**0.62 D**	**0.15**	**11**	**25 D**	**15**	**17 D**	**23**	**23 D**	**2.4 D**	**0.68 D**	**1.1 D**	**0.0024**
Carbon Disulfide	mg/L	0.1 U	0.2 U	0.01 U	--	--	0.001 U	0.005 U	0.001 U	0.001 U	0.001 U	--	0.1 U	0.1 U	0.025 U	0.2 U	0.005 U	0.001 U	0.001 U	0.001 U	**0.0028**
Dichloromethane	mg/L	0.5 U	1 U	0.05 U	0.005 U	--	0.005 U	0.025 U	0.005 U	0.005 U	0.005 U	0.5 U	0.5 U	0.5 U	0.12 U	1 U	0.025 U	0.005 U	0.005 U	0.005 U	0.005 U
Ethylbenzene	mg/L	**4.8**	**4.5**	**5.5 D**	**0.00065 J**	--	0.001 U	**0.56**	**0.3 D**	**0.24 D**	**0.07**	**2.3**	**4.5**	**3.8**	**4.7**	**3.9**	**3.5 D**	**1.2 D**	**0.0019**	**0.017**	**0.00012 J**
Toluene	mg/L	**3.7**	**3.3**	**6.4 D**	**0.0024**	--	0.001 U	**0.17**	**0.062**	**0.066**	**0.017**	**0.58**	**2.8**	**0.56**	**2.3**	**11**	**16 D**	**0.54 D**	0.001 U	**0.00054 J**	0.001 U
Trichloroethylene	mg/L	0.1 U	0.2 U	0.01 U	0.001 U	--	0.001 U	0.005 U	0.001 U	0.001 U	0.001 U	**0.085 J**	0.1 U	0.1 U	0.025 U	0.2 U	0.005 U	0.001 U	0.001 U	0.001 U	0.001 U
Xylenes, total	mg/L	**3.7**	**3.7**	**4.5**	--	--	0.002 U	**0.39**	**0.15**	**0.16**	**0.062**	--	**3.6**	**3.2**	**4.4**	**3.7**	**5.8 D**	**0.73 D**	**0.0083**	**0.015**	**0.0033**
Semivolatile Organic Compounds																					
2-Methylnaphthalene	mg/L	**0.67 D**	**0.77**	**1**	--	--	**0.0011 J**	**0.11**	**0.035**	**0.038**	**0.019**	--	**0.66**	**0.53**	**0.61**	**0.77**	**0.86**	**0.58**	**0.056**	**0.062**	**0.03**
Acenaphthene	mg/L	**0.072**	**0.11 J**	**0.1**	**0.0088 J**	--	**0.0012 J**	**0.029 J**	**0.021**	**0.022**	**0.016**	**0.12**	**0.12**	**0.1**	**0.11**	**0.039 J**	**0.075**	**0.063**	**0.052**	**0.068**	**0.048**
Acenaphthylene	mg/L	**0.057**	**0.085 J**	**0.18**	**0.007 J**	--	**0.0015 J**	**0.046 J**	**0.031**	**0.032**	**0.018**	**0.0067 J**	**0.0087 J**	**0.0032 J**	**0.011 J**	**0.14**	**0.14**	**0.057**	0.01 U	0.01 U	0.01 U
Anthracene	mg/L	**0.0045 J**	0.5 U	**0.0069 J**	**0.00062 J**	--	**0.00055 J**	0.1 U	**0.0022 J**	**0.0027 J**	**0.0014 J**	**0.0044 J**	**0.0036 J**	**0.0047 J**	**0.0043 J**	**0.0054 J**	**0.0082 J**	**0.0043 J**	**0.00041 J**	**0.00052 J**	0.01 U
Benz(a)anthracene	mg/L	0.01 U	0.5 U	0.05 U	0.01 U	--	0.01 U	0.1 U	0.01 U	0.01 U	0.01 U	0.05 U	0.1 U	0.05 U	0.05 U	0.1 U	0.05 U	**0.022 J**	0.01 U	0.01 U	0.01 U
Benzo(a)pyrene	mg/L	0.01 U	0.5 U	0.05 U	0.01 U	--	0.01 U	0.1 U	0.01 U	0.01 U	0.01 U	0.05 U	0.1 U	0.05 U	0.05 U	0.1 U	0.05 U	**0.023 J**	0.01 U	0.01 U	0.01 U
Benzo(b)fluoranthene	mg/L	0.01 U	0.5 U	0.05 U	0.01 U	--	0.01 U	0.1 U	0.01 U	0.01 U	0.01 U	0.05 U	0.1 U	0.05 U	0.05 U	0.1 U	0.05 U	**0.032 J**	0.01 U	0.01 U	0.01 U
Benzo(g,h,i)perylene	mg/L	0.01 U	0.5 U	0.05 U	0.01 U	--	0.01 U	0.1 U	0.01 U	0.01 U	0.01 U	0.05 U	0.1 U	0.05 U	0.05 U	0.1 U	0.05 U	**0.0086 J**	0.01 U	0.01 U	0.01 U
Benzo(k)fluoranthene	mg/L	0.01 U	0.5 U	0.05 U	0.01 U	--	0.01 U	0.1 U	0.01 U	0.01 U	0.01 U	0.05 U	0.1 U	0.05 U	0.05 U	0.1 U	0.05 U	**0.026 J**	0.01 U	0.01 U	0.01 U
Chrysene	mg/L	0.01 U	0.5 U	0.05 U	0.01 U	--	0.01 U	0.1 U	0.01 U	0.01 U	0.01 U	0.05 U	0.1 U	0.05 U	**0.0045 J**	0.1 U	0.05 U	0.05 U	0.01 U	0.01 U	0.01 U
Dibenzo(a,h)anthracene	mg/L	0.01 U	0.5 U	0.05 U	0.01 U	--	0.01 U	0.1 U	0.01 U	0.01 U	0.01 U	0.05 U	0.1 U	0.05 U	**0.0048 J**	0.1 U	0.05 U	**0.009 J**	0.01 U	0.01 U	0.01 U
Dibenzofuran	mg/L	**0.0049 J**	0.5 U	**0.011 J**	--	--	0.01 U	**0.0033 J**	**0.0023 J**	**0.0025 J**	**0.0017 J**	--	**0.0066 J**	0.05 U	**0.0055 J**	**0.0088 J**	**0.0098 J**	**0.0086 J**	**0.00078 J**	**0.00086 J**	0.01 U
Fluoranthene	mg/L	**0.0016 J**	0.5 U	**0.0024 J**	0.01 U	--	0.01 U	0.1 U	**0.00094 J**	**0.001 J**	**0.00076 J**	**0.0019 J**	0.1 U	**0.002 J**	**0.0019 J**	**0.0039 J**	**0.0047 J**	**0.0017 J**	0.01 U	0.01 U	0.01 U
Fluorene	mg/L	**0.02**	**0.029 J**	**0.048 J**	**0.0047 J**	--	**0.00052 J**	**0.013 J**	**0.011**	**0.012**	**0.0077 J**	**0.026 J**	**0.028 J**	**0.027 J**	**0.027 J**	**0.031 J**	**0.043 J**	**0.039 J**	**0.006 J**	**0.0076 J**	**0.0046 J**
Indeno(1,2,3-cd)pyrene	mg/L	0.01 U	0.5 U	0.05 U	0.01 U	--	0.01 U	0.1 U	0.01 U	0.01 U	0.01 U	0.05 U	0.1 U	0.05 U	0.05 U	0.1 U	0.05 U	**0.0083 J**	0.01 U	0.01 U	0.01 U
Naphthalene	mg/L	**7.4 D**	**12**	**9.5 D**	**0.11**	--	**0.0059 J**	**1.7**	**0.66 D**	**0.72 D**	**0.19**	**4 D**	**4.1 D**	**7 D**	**7 D**	**7 D**	**6.8 D**	**3.4 D**	**0.039**	**0.11**	**0.068**
Phenanthrene	mg/L	**0.026**	**0.026 J**	**0.04 J**	**0.0027 J**	--	**0.00071 J**	**0.0093 J**	**0.009 J**	**0.0091 J**	**0.0044 J**	**0.026 J**	**0.026 J**	**0.024 J**	**0.027 J**	**0.032 J**	**0.033 J**	**0.027 J**	**0.0022 J**	**0.0026 J**	**0.0012 J**
Pyrene	mg/L	**0.0019 J**	0.5 U	0.05 U	0.01 U	--	0.01 U	0.1 U	**0.0019 J**	**0.0022 J**	**0.001 J**	**0.0028 J**	0.1 U	**0.0033 J**	**0.003 J**	**0.0055 J**	**0.0082 J**	0.05 U	0.01 U	0.01 U	0.01 U
Inorganic Compounds																					
Aluminum (fume or dust)	mg/L	0.2 U	**0.04 B**	**0.04 B**	--	--	--	0.2 U	0.2 U	0.2 U	**0.086 B**	--	0.2 U	**0.057 B**	0.2 U	0.2 U	**1.0**	**0.57**	0.2 U	0.2 U	**0.12 B**
Antimony	mg/L	0.02 U	0.02 U	0.02 U	--	--	--	0.02 U	0.02 U	0.02 U	**0.0060 B**	--	0.02 U	0.02 U	**0.0065 B**	0.02 U	0.02 U	0.02 U	0.02 U	0.02 U	0.02 U
Arsenic	mg/L	0.01 U	0.01 U	0.01 U	--	--	--	0.01 U	0.01 U	0.01 U	0.01 U	--	0.01 U	0.01 U	0.01 U	0.01 U	0.01 U	**0.0034 B**	0.01 U	0.01 U	0.01 U
Barium	mg/L	**0.48**	**0.39**	**0.38**	--	--	--	**0.18**	**0.09**	**0.085**	**0.059**	--	**1**	**0.87**	**0.92**	**0.45**	**0.48**	**0.31**	**0.45**	**0.45**	**0.46**
Beryllium	mg/L	0.004 U	0.004 U	0.004 U	--	--	--	0.004 U	0.004 U	0.004 U	**0.0023 B**	--	0.004 U	0.004 U	**0.0023 B**	0.004 U	0.004 U	0.004 U	0.004 U	0.004 U	**0.0022 B**
Cadmium	mg/L	0.005 U	0.005 U	0.005 U	--	--	--	0.005 U	0.005 U	0.005 U	0.005 U	--	0.005 U	**0.00075 B**	0.005 U	0.005 U	0.005 U	0.005 U	0.005 U	0.005 U	0.005 U
Calcium metal	mg/L	**79**	**77**	**72**	--	--	--	**120**	**95**	**90**	**87**	--	**33**	**27**	**28**	**73**	**74**	**57**	**21**	**20**	**20**
Chromium	mg/L	0.01 U	0.01 U	0.01 U	--	--	--	0.01 U	0.01 U	0.01 U	0.01 U	--	0.01 U	0.01 U	0.01 U	0.01 U	0.01 U	0.01 U	0.01 U	0.01 U	0.01 U
Cobalt	mg/L	0.01 U	0.01 U	0.01 U	--	--	--	**0.0066 B**	**0.0053 B**	**0.0042 B**	**0.0073 B**	--	**0.018**	**0.016**	**0.015**	**0.0021 B**	**0.0017 B**	0.01 U	**0.0069 B**	**0.0084 B**	**0.0085 B**
Copper	mg/L	**0.00096 B**	0.02 U	0.02 U	--	--	--	**0.003 B**	**0.0034 B**	**0.0032 B**	**0.0051 B**	--	**0.0011 B**	0.02 U	0.02 U	0.02 U	**0.0029 B**	**0.0035 B**	**0.0014 B**	0.02 U	0.02 U
Cyanide	mg/L	**0.048**	**0.034**	**0.029**	--	**4.1**	**10**	**1.9**	**1.5**	**1.7**	**2.9**	--	**0.036**	**0.043**	**0.046**	**0.037**	**0.038**	**0.036**	**0.011**	**0.0096 B**	**0.017**
Iron	mg/L	**9.8**	**9.8**	**9.3**	--	--	--	**6.4**	**5.0**	**4.5**	**3.8**	--	**110**	**93**	**98**	**21**	**23**	**12**	**75**	**83**	**84**
Lead	mg/L	0.005 U	0.005 U	0.005 U	--	--	--	0.005 U	0.005 U	0.005 U	**0.0021 B**	--	0.005 U	0.005 U	**0.002 B**	0.005 U	0.005 U	**0.0019 B**	0.005 U	0.005 U	0.005 U
Magnesium	mg/L	**69**	**71**	**64**	--	--	--	**9.7**	**6.7**	**6.4**	**5.7**	--	**36**	**29**	**31**	**36**	**35**	**18**	**20**	**19**	**19**
Manganese	mg/L	**2.6**	**2.7**	**2.6**	--	--	--	**1.2**	**0.63**	**0.59**	**0.3**	--	**5.4**	**4.6**	**4.9**	**1.2**	**1.5**	**0.56**	**1.6**	**1.7**	**1.8**
Mercury	mg/L	0.0002 U	0.0002 U	0.00020 U	--	--	--	0.0002 U	0.0002 U	0.0002 U	0.00020 U	--	0.0002 U	0.0002 U	0.00020 U	0.0002 U	0.0002 U	0.00020 U	0.0002 U	0.0002 U	0.00020 U
Nickel	mg/L	0.04 U	0.04 U	0.04 U	--	--	--	0.04 U	0.04 U	0.04 U	0.04 U	--	0.04 U	0.04 U	0.04 U	0.04 U	0.04 U	0.04 U	0.04 U	0.04 U	0.04 U
Potassium	mg/L	**1.8**	**1.7**	**1.7**	--	--	--	**6.8**	**5.7**	**5.4**	**4.3**	--	**3.2**	**2.7**	**3.2**	**9.1**	**8.6**	**5.1**	**2.8**	**2.6**	**3.2**
Selenium	mg/L	0.01 U	0.01 U	0.01 U	--	--	--	0.01 U	0.01 U	0.01 U	0.01 U	--	0.01 U	0.01 U	0.01 U	0.01 U	0.01 U	0.01 U	0.01 U	0.01 U	0.01 U
Sodium	mg/L	**59**	**58**	**58**	--	--	--	**14**	**7.9**	**7.5**	**6.2**	--	**30**	**32**	**31**	**19**	**20**	**10**	**59**	**57**	**51**
Thallium	mg/L	0.002 U	0.002 U	0.002 U	--	--	--	0.002 U	0.002 U	0.002 U	0.002 U	--	0.002 U	0.002 U	0.002 UW	0.002 U	0.002 U	0.002 UW	0.002 U	0.002 U	0.002 UW
Vanadium (fume or dust)	mg/L	0.01 U	0.01 U	0.01 U	--	--	--	0.01 U	0.01 U	0.01 U	0.01 U	--	0.01 U	0.01 U	**0.0034 B**	0.01 U	**0.0025 B**	0.01 U	0.01 U	0.01 U	**0.0027 B**
Zinc	mg/L	0.02 U	0.02 U	0.02 U	--	--	--	**0.0066 B**	0.02 U	0.02 U	0.02 U	--	**0.012 B**	0.02 U	0.02 U	**0.0064 B**	**0.073**	**0.039**	**0.008 B**	0.02 U	0.02 U

Notes:
mg/L = milligrams per liter

Data Qualifier Definitions:
-- - Not analyzed
B (Inorganics) - Estimated analyte concentration
Bold - analyte detected
D - Analyte concentration reported from secondary dilution
J - Estimated analyte concentration
JB (Organic) - Estimated analyte concentration; analyte detected in method blank
JM (Organic) - Estimated analyte concentration; spike sample recovery outside control limits
M (Organic) - Spike sample recovery outside control limits
N - Spike sample recovery outside of control limits
U - Analyte not detected at referenced detection limit
UJ - Analyte not detected; low method bias and/or matrix interference
UN - Analyte not detected; spiked sample recovery outside of control limits
UR - Analyte not detected; data rejected
UWN - Analyte not detected; post digestion spike and spike sample recovery outside control limits

Appendix E-3
Summary of Historical Ground Water Sampling Data - Decommissioned Wells
Atlanta Gas Light Company
Former Manufactured Gas Plant Site
Augusta, Ga

Chemical Name	Location ID	MW-11																							
	Sample Date	1/16/2012	7/5/2011	1/17/2011	7/13/2010	1/5/2010	7/21/2009	1/13/2009	7/15/2008	1/10/2008	8/21/2007**	7/11/2007	2/14/2007	7/11/2006	1/10/2006	7/21/2005	1/18/2005	7/16/2004	1/22/2004	7/18/2003	1/20/2003	7/9/2002	7/9/2002	4/3/2002	1/17/2002	7/11/2001	1/24/2001
	Unit	Post ISCO														Pre-ISCO										
Volatile Organic Compounds																										
Acetone	µg/L	< 5.0	< 5.0	< 5.0	< 100	< 100	< 100	< 100	< 100	< 50	< 50	--	< 50	50 U	10 U	25 U	25 U	25 U	25 U	25 U	**140**	25 U	25 U	--	25 U	**20 J**	25 U
Benzene	µg/L	< 0.25	< 0.25	**0.29 J**	< 5.0	< 5.0	< 5.0	< 5.0	< 5.0	< 5.0	< 5.0	--	< 5	5 U	1.0 U	1.0 U	1.0 U	1.0 U	1.0 U	1.0 U	**0.39 J**	1.0 U	1.0 U	1.0 U	1.0 U	**0.17 J**	1.0 U
Carbon Disulfide	µg/L	< 0.60	< 0.60	< 0.60	< 5.0	< 5.0	< 5.0	< 5.0	< 5.0	< 5.0	< 5.0	--	< 5	5 U	1.0 U	1.0 U	1.0 U	1.0 U	1.0 U	**10**	1.0 U	1.0 U	1.0 U	--	1.0 U	**0.79 J**	1.0 U
Ethylbenzene	µg/L	< 0.11	< 0.11	**0.12 J**	< 5.0	< 5.0	< 5.0	< 5.0	< 5.0	< 5.0	< 5.0	--	< 5	5 U	1.0 U	1.0 U	1.0 U	1.0 U	1.0 U	1.0 U	**0.13 J**	1.0 U	1.0 U	1.0 U	1.0 U	1.0 U	1.0 U
Methylene Chloride	µg/L	< 1.0	**3.5 J B**	< 1.0	< 5.0	< 5.0	< 5.0	< 5.0	< 5.0	< 5.0	< 5.0	--	< 5	5 U	1.0 U	5.0 U	5.0 U	5.0 U	5.0 U	5.0 U	5.0 U	**0.38 J**	5.0 U	5.0 U	5.0 U	**1.1 JB**	
Toluene	µg/L	< 0.33	< 0.33	< 0.33	< 5.0	< 5.0	< 5.0	< 5.0	< 5.0	< 5.0	< 5.0	--	< 5	5 U	1.0 U	1.0 U	1.0 U	1.0 U	1.0 U	1.0 U	**0.32 J**	**0.47 J**	**0.36 J**	1.0 U	**0.39 J**	**0.44 J**	1.0 U
Trichloroethylene	µg/L	< 0.13	< 0.13	< 0.13	< 5.0	< 5.0	< 5.0	< 5.0	< 5.0	< 5.0	< 5.0	--	< 5	5 U	1.0 U	1.0 U	1.0 U	1.0 U	1.0 U	1.0 U	1.0 U	1.0 U	1.0 U	1.0 U	1.0 U	**0.83 J**	1.0 U
Xylenes, total	µg/L	< 0.20	< 0.20	< 0.20	< 5.0	< 5.0	< 5.0	< 5.0	< 5.0	< 5.0	< 5.0	--	< 5	5 U	2.0 U	2.0 U	2.0 U	2.0 U	2.0 U	2.0 U	**0.14 JB**	2.0 U	2.0 U	--	2.0 U	2.0 U	2.0 U
Semivolatile Organic Compounds																										
2-Methylnaphthalene	µg/L	--	--	--	--	--	--	--	--	--	--	--	--	--	0.2 U	0.2 U	0.2 U	0.2 U	0.2 U	10 U	10 U	10 U	10 U	--	10 U	10 U	10 U
Acenaphthene	µg/L	< 0.099	< 0.12	< 0.099	< 0.19	< 0.19	< 0.19	< 0.19	< 0.19	< 10	--	< 10	< 10	10 U	0.2 U	0.2 U	0.2 U	0.2 U	0.2 U	10 U	10 U	10 U	10 U	10 U	10 U	10 U	10 U
Acenaphthylene	µg/L	< 0.099	< 0.12	< 0.099	< 0.19	< 0.19	< 0.19	< 0.19	< 0.19	< 10	--	< 10	< 10	10 U	0.2 U	0.2 U	0.2 U	0.2 U	0.2 U	10 U	10 U	10 U	10 U	10 U	10 U	10 U	10 U
Anthracene	µg/L	< 0.099	< 0.12	< 0.099	< 0.19	< 0.19	< 0.19	< 0.19	< 0.19	< 10	--	< 10	< 10	10 U	0.2 U	0.2 U	0.2 U	0.2 U	0.2 U	10 U	10 U	10 U	10 U	10 U	10 U	10 U	10 U
Benz(a)anthracene	µg/L	< 0.099	< 0.12	< 0.099	< 0.19	< 0.19	< 0.19	< 0.19	< 0.19	< 0.050	--	< 0.05	**0.23**	0.05 U	0.2 U	0.2 U	0.2 U	0.2 U	0.2 U	10 U	10 U	10 U	10 U	10 U	10 U	10 U	10 U
Benzo(a)pyrene	µg/L	< 0.099	< 0.12	< 0.099	< 0.19	< 0.19	< 0.19	< 0.19	< 0.19	< 0.050	--	< 0.05	**0.06**	0.05 U	0.2 U	0.2 U	0.2 U	0.2 U	0.2 U	10 U	10 U	10 U	10 U	10 U	10 U	10 U	10 U
Benzo(b)fluoranthene	µg/L	< 0.099	< 0.12	< 0.099	< 0.19	< 0.19	< 0.19	< 0.19	< 0.19	< 0.10	--	< 0.1	< 0.1	0.1 U	0.2 U	0.2 U	0.2 U	0.2 U	0.2 U	10 U	10 U	10 U	10 U	10 U	10 U	10 U	10 U
Benzo(g,h,i)perylene	µg/L	< 0.099	< 0.12	< 0.099	< 0.19	< 0.19	< 0.19	< 0.19	< 0.19	< 10	--	< 10	< 10	10 U	0.2 U	0.2 U	0.2 U	0.2 U	0.2 U	10 U	10 U	10 U	10 U	10 U	10 U	10 U	10 U
Benzo(k)fluoranthene	µg/L	< 0.099	< 0.12	< 0.099	< 0.19	< 0.19	< 0.19	< 0.19	< 0.19	< 10	--	< 10	< 10	10 U	0.2 U	0.2 U	0.2 U	0.2 U	0.2 U	10 U	10 U	10 U	10 U	10 U	10 U	10 U	10 U
Chrysene	µg/L	< 0.045	< 0.056	< 0.044	< 0.19	< 0.19	< 0.19	< 0.19	< 0.19	< 0.050	--	< 0.05	**0.18**	0.05 U	0.2 U	0.2 U	0.2 U	0.2 U	0.2 U	10 U	10 U	10 U	10 U	10 U	10 U	10 U	10 U
Dibenzo(a,h)anthracene	µg/L	< 0.099	< 0.12	< 0.099	< 0.19	< 0.19	< 0.19	< 0.19	< 0.19	< 0.10	--	< 0.1	< 0.1	0.1 U	0.2 U	0.2 U	0.2 U	0.2 U	0.2 U	10 U	10 U	10 U	10 U	10 U	10 U	10 U	10 U
Dibenzofuran	µg/L	--	--	--	--	--	--	--	--	--	--	--	--	--	1.0 U	0.2 U	0.2 U	0.2 U	0.2 U	10 U	10 U	10 U	10 U	--	10 U	10 U	10 U
Fluoranthene	µg/L	< 0.099	< 0.12	< 0.099	< 0.19	< 0.19	< 0.19	< 0.19	< 0.19	< 10	--	< 10	< 10	10 U	0.2 U	0.2 U	0.2 U	0.2 U	0.2 U	10 U	10 U	10 U	10 U	10 U	10 U	10 U	10 U
Fluorene	µg/L	< 0.099	< 0.12	< 0.099	< 0.19	< 0.19	< 0.19	< 0.19	< 0.19	< 10	--	< 10	< 10	10 U	0.2 U	0.2 U	0.2 U	0.2 U	0.2 U	10 U	10 U	10 U	10 U	10 U	10 U	10 U	10 U
Indeno(1,2,3-cd)pyrene	µg/L	< 0.099	< 0.12	< 0.099	< 0.19	< 0.19	< 0.19	< 0.19	< 0.19	< 0.050	--	< 0.05	< 0.05	0.05 U	0.2 U	0.2 U	0.2 U	0.2 U	0.2 U	10 U	10 U	10 U	10 U	10 U	10 U	10 U	10 U
Naphthalene	µg/L	< 0.099	< 0.12	**0.41**	< 0.19	0.21	< 0.19	< 0.19	< 0.19	< 10	--	< 10	< 10	10 U	0.2 U	0.2 U	0.2 U	0.2 U	0.2 U	10 U	10 U	10 U	10 U	10 U	10 U	10 U	10 U
Phenanthrene	µg/L	< 0.099	< 0.12	< 0.099	< 0.19	< 0.19	< 0.19	< 0.19	**0.018 J**	< 10	--	< 10	< 10	10 U	0.2 U	0.2 U	0.2 U	0.2 U	0.2 U	10 U	10 U	10 U	10 U	10 U	10 U	10 U	10 U
Pyrene	µg/L	< 0.099	< 0.12	< 0.099	< 0.19	< 0.19	< 0.19	< 0.19	< 0.19	< 10	--	< 10	< 10	10 U	0.2 U	0.2 U	0.2 U	0.2 U	0.2 U	10 U	10 U	10 U	10 U	10 U	10 U	10 U	10 U
Inorganic Compounds																										
Aluminum (fume or dust)	mg/L	--	--	--	--	--	--	--	--	--	--	--	--	--	0.2 U	0.2 U	0.2 U	0.2 U	0.2 U	0.2 U	0.2 U	**0.16 J**	**0.079 B**	--	0.2 U	0.2 U	**0.49**
Antimony	mg/L	< 0.0053	< 0.0053	< 0.0053	< 0.020	< 0.020	< 0.020	< 0.020	< 0.020	< 0.0200	--	< 0.02	< 0.02	0.02 U	0.01 U	0.006 U	0.02 U	0.006 U	0.02 U	0.02 U	0.02 U	0.02 U	0.02 U	--	0.02 U	0.02 U	0.02 U
Arsenic	mg/L	< 0.0046	< 0.0046	**0.0090 J**	< 0.020	< 0.020	< 0.020	< 0.010	< 0.010	<0.0500	--	< 0.05	< 0.05	0.05 U	0.01 U	0.01 U	0.01 U	0.01 U	0.01 U	0.01 U	0.01 U	0.01 U	**0.0053 B**	--	**0.0086 B**	0.01 U	**0.0067 B**
Barium	mg/L	**0.83**	**0.81**	**1.5**	0.82	1	1	**0.68**	**0.81**	**0.648**	--	**0.779**	**0.754**	**0.933**	**0.779**	**1.05**	**0.92**	**1.1**	**0.62**	**0.73**	**0.47**	**0.68**	**0.65**	--	**0.58**	**0.64**	**1.7**
Beryllium	mg/L	< 0.00020	**0.00020 J**	**0.00027 J**	**0.00020 J**	< 0.0040	< 0.0040	< 0.0040	< 0.0040	< 0.0100	--	< 0.010	< 0.01	0.01 U	0.005 U	0.004 U	0.004 U	0.004 U	0.004 U	0.004 U	0.004 U	0.004 U	0.004 U	--	**0.00085 B**	**0.00057 B**	0.004 U
Cadmium	mg/L	< 0.0020	< 0.0020	< 0.0020	< 0.0050	< 0.0050	< 0.0050	< 0.0050	< 0.0050	< 0.0050	--	< 0.005	< 0.005	0.005 U	0.002 U	0.005 U	0.005 U	0.005 U	0.005 U	**0.02**	0.005 U	0.005 U	0.005 U	--	0.005 U	0.005 U	0.005 U
Calcium metal	mg/L	--	--	--	--	--	--	--	--	--	--	--	--	--	**24.1**	**26.5**	**26**	**30**	**20**	**21**	**15**	**20**	**20**	--	**19**	**18**	**42**
Chromium	mg/L	**0.0015 J**	**0.0016 J**	**0.0072 J**	< 0.010	< 0.010	< 0.010	**0.0013 J**	< 0.010	< 0.0100	--	< 0.010	< 0.01	0.01 U	0.005 U	0.01 U	0.01 U	0.01 U	0.01 U	0.01 U	0.01 U	0.01 U	0.01 U	--	0.01 U	0.01 UN	0.01 U
Cobalt	mg/L	--	--	--	--	--	--	--	--	--	--	--	--	--	**0.0261**	**0.0271**	**0.032**	**0.036**	**0.019**	**0.02**	**0.016**	**0.025**	**0.024**	--	**0.023**	**0.02**	**0.053**
Copper	mg/L	< 0.0019	< 0.0019	**0.0058 J**	< 0.020	< 0.020	< 0.020	< 0.020	< 0.020	< 0.0100	--	< 0.010	< 0.01	0.01 U	0.025 U	0.02 U	0.02 U	0.02 U	0.02 U	0.02 U	**0.0011 B**	0.02 U	0.02 U	--	0.02 U	**0.0011 BN**	0.02 U
Cyanide	mg/L	< 0.0050	**0.021**	< 0.0050	< 0.010	< 0.010	< 0.010	< 0.010	< 0.010	< 0.010	--	< 0.010	< 0.01	0.01 U	0.01 U	0.01 U	0.01 UJ	0.01 U	0.01 U	0.015 U	0.01 U	0.01 U	0.01 U	--	0.01 U	0.01 U	0.01 U
Lead	mg/L	< 0.0040	< 0.0040	< 0.0040	< 0.010	< 0.010	< 0.010	< 0.0050	< 0.0050	< 0.0100	--	< 0.010	< 0.01	0.01 U	0.003 U	0.005 U	0.005 U	0.005 U	0.005 U	**0.01**	0.005 U	0.005 U	0.005 U	--	0.005 U	0.005 U	0.005 U
Magnesium	mg/L	--	--	--	--	--	--	--	--	--	--	--	--	--	**17.6**	**17.2**	**18**	**20**	**17**	**18**	**15**	**17**	**17**	--	**17**	**16**	**25**
Mercury	mg/L	< 0.000091	< 0.000091	< 0.000091	<0.00020	<0.00020	0.00022	**0.000081 J**	< 0.00020	< 0.00020	--	< 0.0002	< 0.0002	0.0002 U	0.0002 U	0.0002 U	0.0002 U	0.0002 U	0.0002 U	0.0002 U	**0.00012 B**	0.0002 U	0.0002 U	--	0.0002 U	0.0002 U	0.00020 U
Nickel	mg/L	**0.013 J**	**0.011 J**	**0.014 J**	**0.013 J**	< 0.040	< 0.040	**0.0087 J**	**0.011 J**	< 0.0200	--	< 0.02	< 0.02	0.02 U	0.04 U	0.04 U	0.04 U	0.04 U	0.04 U	0.04 U	**0.0048 B**	**0.0097 J**	**0.0095 B**	--	**0.012 B**	**0.019 B**	**0.0095 B**
Potassium	mg/L	--	--	--	--	--	--	--	--	--	--	--	--	--	5 U	**2.45**	**2.8**	**3.1**	**2.1**	**2.1**	**1.6**	**2.1**	**2**	--	**2 N**	**2.0**	**3.6**
Selenium	mg/L	< 0.0064	< 0.0064	< 0.0064	< 0.020	< 0.020	< 0.020	**0.0045 J**	< 0.010	< 0.0200	--	< 0.02	< 0.02	0.02 U	0.005 U	0.01 U	0.01 U	0.01 U	0.01 U	0.01 U	0.01 U	0.01 U	0.01 U	--	0.01 U	0.01 U	0.01 U
Sodium	mg/L	--	--	--	--	--	--	--	--	--	--	--	--	--	**36.4**	**37.2**	**37**	**41**	**22**	**38**	**42**	**41**	**41**	--	**37**	**43**	**44**
Thallium	mg/L	< 0.00025	< 0.00025	< 0.00025	< 0.0010	< 0.0010	< 0.0010	< 0.0010	< 0.0010	< 1.00	--	< 1.00	< 0.001	0.001 U	0.001 U	0.001 U	0.002 U	0.001 U	0.001 U	0.002 U	0.002 UWN	0.002 UJ	0.002 UWN	--	0.002 U	0.002 U	0.002 U
Vanadium (fume or dust)	mg/L	< 0.0024	< 0.0024	**0.0063 J**	< 0.010	< 0.010	< 0.010	< 0.010	< 0.010	< 0.0100	--	< 0.010	< 0.01	0.01 U	0.007 U	0.01 U	0.01 U	0.01 U	0.01 U	**0.01**	0.01 U	0.0031 U	**0.0023 B**	--	**0.0039 B**	**0.0025 B**	0.01 U
Zinc	mg/L	< 0.0087	< 0.0087	**0.013 J**	< 0.020	< 0.020	< 0.020	**0.0098 J**	< 0.020	< 0.0200	--	< 0.02	< 0.02	0.02 U	0.02 U	0.02 U	0.02 U	0.02 U	0.02 U	**0.04**	0.02 U	0.02 U	0.02 U	--	0.02 U	0.02 U	0.02 U

Notes:
mg/L = milligrams per liter

Data Qualifier Definitions:
-- - Not analyzed
B (Inorganics) - Estimated analyte concentration
Bold - analyte detected
D - Analyte concentration reported from secondary dilution
J - Estimated analyte concentration
JB (Organic) - Estimated analyte concentration; analyte detected in method blank
JM (Organic) - Estimated analyte concentration; spike sample recovery outside control limits
M (Organic) - Spike sample recovery outside control limits
N - Spike sample recovery outside of control limits
U - Analyte not detected at referenced detection limit
UJ - Analyte not detected; low method bias and/or matrix interference
UN - Analyte not detected; spiked sample recovery outside of control limits
UR - Analyte not detected; data rejected
UWN - Analyte not detected; post digestion spike and spike sample recovery outside control limits

Appendix E-3
Summary of Historical Ground Water Sampling Data - Decommissioned Wells
Atlanta Gas Light Company
Former Manufactured Gas Plant Site
Augusta, Ga

Chemical Name	Location ID	MW-13						MW-14		MW-15	
	Sample Date	3/8/2002	3/8/2002	1/22/2002	7/17/2001	1/23/2001	1/23/2001	3/8/2002	3/8/2002	7/18/2001	1/24/2001
	Unit	Pre-ISCO						Pre-ISCO		Pre-ISCO	
Volatile Organic Compounds											
Acetone	mg/L	--	0.5 U	5 U	0.62 U	0.25 U	2.5 U	10 U	--	**0.025 R**	**0.013 J**
Benzene	mg/L	--	**1.9**	**30**	**19 D**	**9.3 D**	**9.6**	**34**	--	**0.00048 J**	0.001 U
Carbon Disulfide	mg/L	--	0.02 U	0.2 U	0.025 U	0.01 U	0.1 U	0.4 U	--	0.00039 U	0.001 U
Dichloromethane	mg/L	--	0.1 U	1 U	0.12 U	0.05 U	0.5 U	2 U	--	0.005 U	**0.00045 J**
Ethylbenzene	mg/L	--	**0.65**	**4.9**	**4.4**	**2.8 D**	**2.4**	**19**	--	0.001 U	0.001 U
Toluene	mg/L	--	**0.64**	**11**	**2.2**	**2.5 D**	**2.1**	**0.31 J**	--	**0.00037 J**	0.001 U
Trichloroethylene	mg/L	--	0.02 U	0.2 U	0.025 U	0.01 U	0.1 U	0.4 U	--	**0.00031 J**	0.001 U
Xylenes, total	mg/L	--	**0.83**	**3.7**	**2.8**	**2.6**	**2.1**	**49**	--	**0.0014 J**	**0.00023 J**
Semivolatile Organic Compounds											
2-Methylnaphthalene	mg/L	--	**0.24 D**	**0.58**	**0.57**	**0.7**	**0.75**	**36 D**	--	**0.00054 J**	**0.003 J**
Acenaphthene	mg/L	--	**0.038**	**0.11**	**0.12**	**0.097**	**0.1**	**4.6**	--	**0.015**	**0.018**
Acenaphthylene	mg/L	--	**0.026**	**0.023 J**	**0.015 J**	**0.073**	**0.08**	**1.2**	--	0.01 U	0.01 U
Anthracene	mg/L	--	**0.0042 J**	0.1 U	**0.002 J**	0.05 U	0.05 U	**2.6**	--	**0.0046 J**	**0.013**
Benz(a)anthracene	mg/L	--	**0.00093 J**	0.1 U	0.05 U	0.05 U	0.05 U	**1.3**	--	**0.0017 J**	**0.01**
Benzo(a)pyrene	mg/L	--	**0.00049 J**	0.1 U	0.05 U	0.05 U	0.05 U	**0.43 J**	--	**0.00092 J**	**0.0066 J**
Benzo(b)fluoranthene	mg/L	--	**0.0005 J**	0.1 U	0.05 U	0.05 U	0.05 U	**0.49 J**	--	**0.00066 J**	**0.0035 J**
Benzo(g,h,i)perylene	mg/L	--	**0.001 J**	0.1 U	0.05 U	0.05 U	0.05 U	**0.57**	--	0.01 UJ	**0.003 J**
Benzo(k)fluoranthene	mg/L	--	0.01 U	0.1 U	0.05 U	0.05 U	0.05 U	**0.57**	--	**0.00092 J**	**0.0054 J**
Chrysene	mg/L	--	**0.00095 J**	0.1 U	0.05 U	0.05 U	0.05 U	**0.97**	--	**0.0018 J**	**0.014**
Dibenzo(a,h)anthracene	mg/L	--	0.01 U	0.1 U	0.05 U	0.05 U	0.05 U	**0.13 J**	--	0.01 UJ	0.01 U
Dibenzofuran	mg/L	--	**0.0025 J**	**0.0048 J**	**0.0046 J**	**0.0057 J**	**0.0059 J**	**2**	--	**0.00078 J**	**0.0011 J**
Fluoranthene	mg/L	--	**0.0013 J**	0.1 U	0.05 U	0.05 U	0.05 U	**3**	--	**0.0026 J**	**0.017**
Fluorene	mg/L	--	**0.016**	**0.013 J**	**0.014 J**	**0.02 J**	**0.019 J**	**3.9**	--	**0.0058 J**	**0.01**
Indeno(1,2,3-cd)pyrene	mg/L	--	**0.0012 J**	0.1 U	0.05 U	0.05 U	0.05 U	**0.74**	--	0.01 UJ	**0.0034 J**
Naphthalene	mg/L	--	**3.1 D**	**12 D**	**9 D**	**7.4 D**	**9.3 D**	**100 D**	--	0.01 U	**0.0042 J**
Phenanthrene	mg/L	--	**0.007 J**	**0.0099 J**	**0.013 J**	**0.014 J**	**0.015 J**	**10 D**	--	**0.016**	**0.064**
Pyrene	mg/L	--	**0.0012 J**	0.1 U	0.05 U	0.05 U	0.05 U	**2.7**	--	**0.0062 J**	**0.027**
Inorganic Compounds											
Aluminum (fume or dust)	mg/L	--	--	**0.041 B**	**0.12 BN**	**2.1**	**0.48**	--	--	**24**	**65**
Antimony	mg/L	--	--	0.02 U	0.02 U	0.02 U	0.02 U	--	--	0.02 U	0.02 U
Arsenic	mg/L	--	--	**0.0052 B**	0.01 U	**0.0077 B**	**0.0048 B**	--	--	0.01 U	**0.014**
Barium	mg/L	--	--	**0.15**	**0.16**	**0.17**	**0.16**	--	--	**0.35**	**0.5**
Beryllium	mg/L	--	--	0.004 U	0.004 U	0.004 U	0.004 U	--	--	**0.00056 J**	**0.0021 B**
Cadmium	mg/L	--	--	0.005 U	0.005 U	0.005 U	0.005 U	--	--	**0.001 J**	**0.0034 B**
Calcium metal	mg/L	--	--	**32**	**54**	**61**	**63**	--	--	**140**	**130**
Chromium	mg/L	--	--	0.01 U	0.01 U	**0.0025 B**	0.01 U	--	--	**0.038**	**0.1**
Cobalt	mg/L	--	--	0.01 U	0.01 U	**0.002 B**	**0.0023 B**	--	--	**0.006 J**	**0.017**
Copper	mg/L	--	--	**0.0013 B**	**0.0017 B**	**0.0052 B**	**0.008 B**	--	--	**0.017 J**	**0.05**
Cyanide	mg/L	**0.2**	**0.26**	**0.04**	**0.14**	**0.14**	**0.12**	**1.8**	**1.7**	**0.027**	--
Iron	mg/L	--	--	**11**	**9.6**	**15**	**15**	--	--	**39**	**66**
Lead	mg/L	--	--	0.005 U	0.005 U	**0.004 B**	**0.0028 B**	--	--	0.027 U	**0.061**
Magnesium	mg/L	--	--	**28**	**19**	**24**	**22**	--	--	**31**	**34**
Manganese	mg/L	--	--	**1**	**3.1**	**3.6**	**4.1**	--	--	**0.88**	**1.2**
Mercury	mg/L	--	--	0.0002 U	0.0002 U	0.00020 U	0.00020 U	--	--	0.0002 U	**0.00014 B**
Nickel	mg/L	--	--	0.04 U	0.04 U	0.04 U	0.04 U	--	--	**0.02 J**	**0.053**
Potassium	mg/L	--	--	**7.2**	**9.3**	**8.7**	**7.9**	--	--	**18**	**20**
Selenium	mg/L	--	--	0.01 U	0.01 U	0.01 U	0.01 U	--	--	0.01 U	**0.0051 B**
Sodium	mg/L	--	--	**11**	**10**	**12**	**11**	--	--	**31**	**26**
Thallium	mg/L	--	--	0.002 U	0.002 UN	0.002 U	0.002 UW	--	--	0.002 U	0.002 UW
Vanadium (fume or dust)	mg/L	--	--	0.01 U	0.01 U	0.01 U	0.01 U	--	--	**0.047**	**0.12**
Zinc	mg/L	--	--	0.02 U	0.02 U	**0.0076 B**	0.02 U	--	--	**0.046**	**0.12**

Notes:
mg/L = milligrams per liter

Data Qualifier Definitions:
-- - Not analyzed
B (Inorganics) - Estimated analyte concentration
Bold - analyte detected
D - Analyte concentration reported from secondary dilution
J - Estimated analyte concentration
JB (Organic) - Estimated analyte concentration; analyte detected in method blank
JM (Organic) - Estimated analyte concentration; spike sample recovery outside control limits
M (Organic) - Spike sample recovery outside control limits
N - Spike sample recovery outside of control limits
U - Analyte not detected at referenced detection limit
UJ - Analyte not detected; low method bias and/or matrix interference
UN - Analyte not detected; spiked sample recovery outside of control limits
UR - Analyte not detected; data rejected
UWN - Analyte not detected; post digestion spike and spike sample recovery outside control limits

Appendix E-3
Summary of Historical Ground Water Sampling Data - Decommissioned Wells
Atlanta Gas Light Company
Former Manufactured Gas Plant Site
Augusta, Ga

Chemical Name	Location ID	MW-18																
	Sample Date	7/22/2009	01/13/2009	07/17/2008	1/9/2008	8/21/07***	7/12/2007	2/13/2007	7/12/2006	1/10/2006	7/20/2005	7/12/2004	2/10/2004	7/15/2003	1/17/2003	7/11/2002	1/18/2002	7/12/2001	1/17/2001
	Unit	Post-ISCO									Pre-ISCO								
Volatile Organic Compounds																			
Acetone	µg/L	< 100 U	< 100 U	< 100	< 50	--	< 50	< 50	50 U	10 U	25 U	25 U	25 U	25 U	25 U	25 U	25 U	25 U	25 U
Benzene	µg/L	< 5.0 U	< 5.0 U	< 5.0	< 5.0	--	< 5	< 5	5 U	1.0 U	1.0 U	1.0 U	1.0 U	1.0 U	1.0 U	1.0 U	1.0 U	**0.22 J**	**0.33 J**
Carbon Disulfide	µg/L	< 5.0 U	< 5.0 U	< 5.0	< 5.0	--	< 5	< 5	5 U	1.0 U	1.0 U	1.0 U	1.0 U	1.0 U	1.0 U	1.0 U	1.0 U	1.0 U	1.0 U
Dichloromethane	µg/L	< 5.0 U	< 5.0 U	< 5.0	< 5.0	--	< 5	< 5	5 U	1.0 U	5.0 U	5.0 U	5.0 U	5.0 U	5.0 U	5.0 U	5.0 U	5.0 U	**0.55 JB**
Ethylbenzene	µg/L	< 5.0 U	< 5.0 U	< 5.0	< 5.0	--	< 5	< 5	5 U	1.0 U	1.0 U	1.0 U	1.0 U	1.0 U	1.0 U	1.0 U	1.0 U	**0.24 J**	1.0 U
Toluene	µg/L	< 5.0 U	< 5.0 U	< 5.0	< 5.0	--	< 5	< 5	5 U	1.0 U	1.0 U	1.0 U	1.0 U	1.0 U	1.0 U	1.0 U	1.0 U	1.0 U	1.0 U
Trichloroethylene	µg/L	**6.7**	**5.3**	5.0 J	**11**	--	**11**	**6.9**	5 U	**1.6**	**1.5**	1.0 U	1.0 U	1.0 U	1.0 U	**0.67 J**	1.0 U	1.0 U	1.0 U
Xylenes, total	µg/L	< 5.0 U	< 5.0 U	< 5.0	< 5.0	--	< 5	< 5	5 U	2.0 U	2.0 U	2.0 U	2.0 U	2.0 U	2.0 U	2.0 U	2.0 U	**0.6 J**	2.0 U
Semivolatile Organic Compounds																			
2-Methylnaphthalene	µg/L	--	--	--	--	--	--	--	--	0.2 U	0.2 U	0.2 U	0.2 U	10 U	10 U	10 U	10 U	10 U	10 U
Acenaphthene	µg/L	< 0.19 U	< 0.19 U	< 0.19	< 10	--	< 10	< 10	10 U	0.2 U	0.2 U	0.2 U	0.2 U	10 U	10 U	10 U	10 U	10 U	10 U
Acenaphthylene	µg/L	< 0.19 U	< 0.19 U	< 0.19	< 10	--	< 10	< 10	10 U	0.2 U	0.2 U	0.2 U	0.2 U	10 U	10 U	10 U	10 U	10 U	10 U
Anthracene	µg/L	< 0.19 U	< 0.19 U	< 0.19	< 10	--	< 10	< 10	10 U	0.2 U	0.2 U	0.2 U	0.2 U	10 U	10 U	10 U	10 U	10 U	10 U
Benz(a)anthracene	µg/L	< 0.19 U	< 0.19 U	< 0.19	< 0.050	--	< 0.05	< 0.05	0.05 U	0.2 U	0.2 U	0.2 U	0.2 U	10 U	10 U	10 U	10 U	10 U	10 U
Benzo(a)pyrene	µg/L	< 0.19 U	< 0.19 U	< 0.19	< 0.050	--	< 0.05	< 0.05	0.05 U	0.2 U	0.2 U	0.2 U	0.2 U	10 U	10 U	10 U	10 U	10 U	10 U
Benzo(b)fluoranthene	µg/L	< 0.19 U	< 0.19 U	< 0.19	< 0.10	--	< 0.1	< 0.1	0.1 U	0.2 U	0.2 U	0.2 U	0.2 U	10 U	10 U	10 U	10 U	10 U	10 U
Benzo(g,h,i)perylene	µg/L	< 0.19 U	< 0.19 U	< 0.19	< 10	--	< 10	< 10	10 U	0.2 U	0.2 U	0.2 U	0.2 U	10 U	10 U	10 U	10 U	10 U	10 U
Benzo(k)fluoranthene	µg/L	< 0.19 U	< 0.19 U	< 0.19	< 10	--	< 10	< 10	10 U	0.2 U	0.2 U	0.2 U	0.2 U	10 U	10 U	10 U	10 U	10 U	10 U
Chrysene	µg/L	< 0.19 U	< 0.19 U	< 0.19	< 0.050	--	< 0.05	< 0.05	0.05 U	0.2 U	0.2 U	0.2 U	0.2 U	10 U	10 U	10 U	10 U	10 U	10 U
Dibenzo(a,h)anthracene	µg/L	< 0.19 U	< 0.19 U	< 0.19	< 0.10	--	< 0.1	< 0.1	0.1 U	0.2 U	0.2 U	0.2 U	0.2 U	10 U	10 U	10 U	10 U	10 U	10 U
Dibenzofuran	µg/L	--	--	--	--	--	--	--	--	1.0 U	0.2 U	0.2 U	0.2 U	10 U	10 U	10 U	10 U	10 U	10 U
Fluoranthene	µg/L	< 0.19 U	< 0.19 U	< 0.19	< 10	--	< 10	< 10	10 U	0.2 U	0.2 U	0.2 U	0.2 U	10 U	10 U	10 U	10 U	10 U	10 U
Fluorene	µg/L	< 0.19 U	< 0.19 U	< 0.19	< 10	--	< 10	< 10	10 U	0.2 U	0.2 U	0.2 U	0.2 U	10 U	10 U	10 U	10 U	10 U	10 U
Indeno(1,2,3-cd)pyrene	µg/L	< 0.19 U	< 0.19 U	< 0.19	< 0.050	--	< 0.05	< 0.05	0.05 U	0.2 U	0.2 U	0.2 U	0.2 U	10 U	10 U	10 U	10 U	10 U	10 U
Naphthalene	µg/L	< 0.19 U	0.026 J	< 0.19	< 10	--	< 10	< 10	10 U	0.2 U	0.2 U	0.2 U	0.2 U	10 U	10 U	10 U	10 U	**0.56 J**	10 U
Phenanthrene	µg/L	< 0.19 U	< 0.19 U	< 0.19	< 10	--	< 10	< 10	10 U	0.2 U	0.2 U	0.2 U	0.2 U	10 U	10 U	10 U	10 U	10 U	10 U
Pyrene	µg/L	< 0.19 U	< 0.19 U	< 0.19	< 10	--	< 10	< 10	10 U	0.2 U	0.2 U	0.2 U	0.2 U	10 UJ	10 U	10 U	10 U	10 U	10 U
Inorganic Compounds																			
Aluminum (fume or dust)	mg/L	--	--	--	--	--	--	--	--	0.2 U	0.2 U	0.2 U	0.2 U	0.2 U	0.2 U	0.2 U	0.2 U	0.2 U	0.2 U
Antimony	mg/L	< 0.020 U	< 0.020 U	< 0.020	< 0.0200	--	< 0.02	< 0.02	0.02 U	0.01 U	0.006 U	0.006 U	0.02 U	0.02 U	0.02 U	0.02 U	0.02 U	0.02 U	**0.0088 B**
Arsenic	mg/L	< 0.020 U	< 0.010 U	< 0.010	<0.0500	--	< 0.05	< 0.05	0.05 U	0.01 U	0.01 U	0.01 U	0.01 U	0.01 U	0.01 U	0.01 U	0.01 U	0.01 U	0.01 U
Barium	mg/L	**0.048**	**0.048**	**0.044**	**0.0461**	--	**0.0327**	**0.0451**	**0.0523**	0.2 U	**0.049**	**0.058**	**0.065**	**0.07**	**0.06**	**0.064**	**0.072**	**0.067**	**0.097**
Beryllium	mg/L	< 0.0040 U	< 0.0040 U	< 0.0040	< 0.0100	--	< 0.010	< 0.01	0.01 U	0.005 U	0.004 U	0.004 U	0.004 U	0.004 U	0.004 U	0.004 U	0.004 U	0.004 U	**0.0019 B**
Cadmium	mg/L	< 0.0050 U	< 0.0050 U	< 0.0050	< 0.0050	--	< 0.005	< 0.005	0.005 U	0.002 U	0.005 U	0.005 U	0.005 U	0.005 UJ	0.005 U	0.005 U	0.005 U	0.005 U	0.005 U
Calcium metal	mg/L	--	--	--	--	--	--	--	--	**21**	**24.4**	**29**	**29**	**36**	**30**	**29**	**33**	**33**	**29**
Chromium	mg/L	**0.017**	0.0087 J	0.0066 J	< 0.0100	--	< 0.010	< 0.01	0.01 U	**0.0064**	0.01 U	**0.036**	**0.032**	0.01 UJ	0.01 U	0.01 U	0.01 U	0.01 U	0.01 U
Cobalt	mg/L	--	--	--	--	--	--	--	--	0.007 U	0.01 U	0.01 U	0.01 U	0.01 UJ	**0.0035 B**	**0.0033 B**	**0.0036 B**	**0.0033 B**	**0.0029 B**
Copper	mg/L	< 0.020 U	< 0.020 U	< 0.020	< 0.0100	--	< 0.010	< 0.01	0.01 U	0.025 U	0.02 U	0.02 U	0.02 U	0.02 U	**0.0027 B**	**0.0012 B**	**0.0018 B**	0.02 U	0.02 U
Cyanide	mg/L	< 0.010 U	< 0.010 U	0.0051 J	< 0.010	--	< 0.010	< 0.01	0.01 U	0.01 U	0.01 U	0.01 U	0.01 U	0.015 U	0.01 U	0.01 U	0.01 U	0.01 U	0.01 U
Iron	mg/L	--	--	--	--	--	--	--	--	--	--	--	--	--	--	--	--	--	--
Lead	mg/L	< 0.010 U	< 0.0050 U	< 0.0050	< 0.0100	--	< 0.010	< 0.01	0.01 U	0.003 U	0.005 U	0.005 U	0.005 U	0.005 UJ	0.005 U	0.005 U	0.005 U	0.005 U	**0.0051**
Magnesium	mg/L	--	--	--	--	--	--	--	--	**14.1**	**15.9**	**18**	**18**	**17**	**17**	**17**	**20**	**20**	**19**
Manganese	mg/L	--	--	--	--	--	--	--	--	--	--	--	--	--	--	--	--	--	--
Mercury	mg/L	< 0.00020 U	0.000083 J	< 0.00020	< 0.00020	--	< 0.0002	< 0.0002	0.0002 U	0.0002 U	0.0002 U	**0.00022**	**0.0011**	0.0002 U	0.0002 U	0.0002 U	0.0002 U	0.0002 U	0.00020 U
Nickel	mg/L	< 0.040 U	0.021 J	0.0043 J	< 0.0200	--	< 0.02	< 0.02	0.02 U	0.04 U	0.04 U	0.04 U	0.04 U	0.04 UJ	0.04 U	0.04 U	0.04 U	0.04 U	**0.0093 B**
Potassium	mg/L	--	--	--	--	--	--	--	--	5 U	**4.85**	**7.4**	**9.7**	**8.8**	**10**	**10**	**11**	**10**	**9.9**
Selenium	mg/L	< 0.020 U	< 0.010 U	< 0.010	< 0.0200	--	< 0.02	< 0.02	0.02 U	0.005 U	0.01 U	0.01 U	0.01 U	0.01 U	0.01 U	0.01 U	0.01 U	0.01 U	0.01 U
Sodium	mg/L	--	--	--	--	--	--	--	--	**57.8**	**63.1**	**68**	**64**	**59**	**56**	**57**	**62**	**60**	**55**
Thallium	mg/L	< 0.0010 U	< 0.0010 U	< 0.0010	< 1.00	--	< 1.00	< 0.001	0.001 U	0.001 U	0.001 U	0.001 U	0.001 U	0.002 U	0.002 U	0.002 UWN	0.002 UW	0.002 U	0.002 U
Vanadium (fume or dust)	mg/L	< 0.010 U	< 0.010 U	< 0.010	< 0.0100	--	< 0.010	< 0.01	0.01 U	0.007 U	0.01 U	0.01 U	0.01 U	0.01 UJ	0.01 U	0.01 U	0.01 U	0.01 U	0.01 U
Zinc	mg/L	< 0.020 U	< 0.020 U	< 0.020	< 0.0200	--	< 0.02	< 0.02	0.02 U	0.02 U	0.02 U	0.02 U	0.02 U	**0.03**	**0.014 B**	**0.0064 B**	**0.0066 B**	**0.0064 B**	**0.0086 B**

Notes:
mg/L = milligrams per liter
µg/L = micrograms per liter
Data Qualifier Definitions:
-- - Not analyzed
B (Inorganics) - Estimated analyte concentration
Bold - analyte detected
D - Analyte concentration reported from secondary dilution
J - Estimated analyte concentration
JB (Organic) - Estimated analyte concentration; analyte detected in method blank
JM (Organic) - Estimated analyte concentration; spike sample recovery outside control limits
M (Organic) - Spike sample recovery outside control limits
N - Spike sample recovery outside of control limits
U - Analyte not detected at referenced detection limit
UJ - Analyte not detected; low method bias and/or matrix interference
UN - Analyte not detected; spiked sample recovery outside of control limits
UR - Analyte not detected; data rejected
UWN - Analyte not detected; post digestion spike and spike sample recovery outside control limits

Appendix E-3
Summary of Historical Ground Water Sampling Data - Decommissioned Wells
Atlanta Gas Light Company
Former Manufactured Gas Plant Site
Augusta, Ga

Chemical Name	Location ID	MW-23															
	Sample Date	7/22/2009	01/13/2009	07/15/2008	1/9/2008	7/11/2007	2/13/2007	7/12/2006	1/10/2006	7/21/2005	1/19/2005	7/14/2004	1/24/2004	7/20/2003	1/16/2003	7/17/2002	1/18/2002	7/10/2001
	Unit	Post-ISCO								Pre-ISCO								
Volatile Organic Compounds																		
Acetone	µg/L	< 100	< 100	< 100	< 50	< 50	< 50	50 U	10 U	25 U	25 U	25 U	25 U	25 U	25 U	25 U	**21 J**	25 U
Benzene	µg/L	< 5.0	< 5.0	< 5.0	< 5.0	< 5	< 5	5 U	1.0 U	1.0 U	1.0 U	1.0 U	1.0 U	1.0 U	1.0 U	**27**	1.0 U	1.0 U
Carbon Disulfide	µg/L	< 5.0	< 5.0	< 5.0	< 5.0	< 5	< 5	5 U	1.0 U	1.0 U	1.0 U	1.0 U	1.0 U	1.0 U	1.0 U	1.0 U	1.0 U	1.0 U
Ethylbenzene	µg/L	< 5.0	< 5.0	< 5.0	< 5.0	< 5	< 5	5 U	1.0 U	1.0 U	1.0 U	1.0 U	1.0 U	1.0 U	1.0 U	**130**	1.0 U	1.0 U
Methylene Chloride	µg/L	< 5.0	< 5.0	< 5.0	< 5.0	< 5	< 5	5 U	1.0 U	5.0 U	5.0 U	5.0 U	5.0 U	5.0 U	5.0 U	5.0 U	5.0 U	5.0 U
Toluene	µg/L	< 5.0	< 5.0	< 5.0	< 5.0	< 5	< 5	5 U	1.0 U	1.0 U	1.0 U	1.0 U	1.0 U	1.0 U	1.0 U	**1.8**	1.0 U	1.0 U
Trichloroethylene	µg/L	< 5.0	< 5.0	< 5.0	< 5.0	< 5	< 5	5 U	1.0 U	1.0 U	1.0 U	1.0 U	1.0 U	1.0 U	1.0 U	1.0 U	1.0 U	1.0 U
Xylenes, total	µg/L	< 5.0	< 5.0	< 5.0	< 5.0	< 5	< 5	5 U	2.0 U	2.0 U	2.0 U	2.0 U	2.0 U	2.0 U	2.0 U	**66**	2.0 U	2.0 U
Semivolatile Organic Compounds																		
2-Methylnaphthalene	µg/L	--	--	--	--	--	--	--	0.2 U	0.2 U	0.2 U	0.2 U	0.2 U	10 U	10 U	**0.78 J**	10 U	10 U
Acenaphthene	µg/L	< 0.19	< 0.20	< 0.19	< 10	< 10	< 10	10 U	0.2 U	0.2 U	0.2 U	0.2 U	0.2 U	10 U	10 U	**0.63 J**	10 U	10 U
Acenaphthylene	µg/L	< 0.19	**0.021 J**	< 0.19	< 10	< 10	< 10	10 U	0.2 U	0.2 U	0.2 U	0.2 U	0.2 U	10 U	10 U	10 U	10 U	10 U
Anthracene	µg/L	< 0.19	**0.056 J**	**0.093 J**	< 10	< 10	< 10	10 U	0.2 U	0.2 U	0.2 U	0.2 U	0.2 U	10 U	10 U	10 U	10 U	10 U
Benz(a)anthracene	µg/L	< 0.19	< 0.20	**0.026 J**	<0.050	< 0.05	< 0.05	0.05 U	0.2 U	0.2 U	0.2 U	0.2 U	0.2 U	10 U	10 U	10 U	10 U	10 U
Benzo(a)pyrene	µg/L	< 0.19	< 0.20	< 0.19	<0.050	< 0.05	< 0.05	0.05 U	0.2 U	0.2 U	0.2 U	0.2 U	0.2 U	10 U	10 U	10 U	10 U	10 U
Benzo(b)fluoranthene	µg/L	< 0.19	< 0.20	< 0.19	<0.10	< 0.1	< 0.1	0.1 U	0.2 U	0.2 U	0.2 U	0.2 U	0.2 U	10 U	10 U	10 U	10 U	10 U
Benzo(g,h,i)perylene	µg/L	< 0.19	< 0.20	< 0.19	< 10	< 10	< 10	10 U	0.2 U	0.2 U	0.2 U	0.2 U	0.2 U	10 U	10 U	10 U	10 U	10 U
Benzo(k)fluoranthene	µg/L	< 0.19	< 0.20	**0.037 J**	< 10	< 10	< 10	10 U	0.2 U	0.2 U	0.2 U	0.2 U	0.2 U	10 U	10 U	10 U	10 U	10 U
Chrysene	µg/L	< 0.19	< 0.20	< 0.19	<0.050	< 0.05	< 0.05	0.05 U	0.2 U	0.2 U	0.2 U	0.2 U	0.2 U	10 U	10 U	10 U	10 U	10 U
Dibenzo(a,h)anthracene	µg/L	< 0.19	< 0.20	**0.028 J**	<0.10	< 0.1	< 0.1	0.1 U	0.2 U	0.2 U	0.2 U	0.2 U	0.2 U	10 U	10 U	10 U	10 U	10 U
Dibenzofuran	µg/L	--	--	--	--	--	--	--	1.0 U	0.2 U	0.2 U	0.2 U	0.2 U	10 U	10 U	10 U	10 U	10 U
Fluoranthene	µg/L	< 0.19	**0.027 J**	**0.053 J**	< 10	< 10	< 10	10 U	0.2 U	0.2 U	0.2 U	0.2 U	0.2 U	10 U	10 U	10 U	10 U	10 U
Fluorene	µg/L	< 0.19	< 0.20	< 0.19	< 10	< 10	< 10	10 U	0.2 U	0.2 U	0.2 U	0.2 U	0.2 U	10 U	10 U	10 U	10 U	10 U
Indeno(1,2,3-cd)pyrene	µg/L	< 0.19	< 0.20	**0.024 J**	<0.050	< 0.05	< 0.05	0.05 U	0.2 U	0.2 U	0.2 U	0.2 U	0.2 U	10 U	10 U	10 U	10 U	10 U
Naphthalene	µg/L	< 0.19	**16**	< 0.19	< 10	< 10	< 10	10 U	0.2 U	0.2 U	0.2 U	0.2 U	0.2 U	10 U	10 U	**5.9 J**	10 U	10 U
Phenanthrene	µg/L	< 0.19	< 0.20	< 0.19	< 10	< 10	< 10	10 U	0.2 U	0.2 U	0.2 U	0.2 U	0.2 U	10 U	10 U	10 U	10 U	10 U
Pyrene	µg/L	< 0.19	< 0.20	**0.032 J**	< 10	< 10	< 10	10 U	0.2 U	0.2 U	0.2 U	0.2 U	0.2 U	10 U	10 U	10 U	10 U	10 U
Inorganic Compounds																		
Aluminum (fume or dust)	mg/L	--	--	--	--	--	--	--	0.2 U	0.2 U	0.2 U	0.2 U	0.2 U	0.2 U	**0.060 B**	**0.038 B**	0.2 U	0.2 U
Antimony	mg/L	< 0.020	< 0.020	< 0.020	< 0.0200	< 0.02	< 0.02	0.02 U	0.01 U	0.006 U	0.02 U	0.006 U	0.02 U	0.02 U	0.020 U	0.02 U	0.02 U	0.02 U
Arsenic	mg/L	< 0.020	< 0.010	< 0.010	<0.0500	< 0.05	< 0.05	0.05 U	0.01 U	0.01 U	0.01 U	0.01 U	0.01 U	0.01 U	0.010 U	0.01 U	0.01 U	0.01 U
Barium	mg/L	0.052	0.075	**0.044**	**0.0515**	**0.0280**	**0.0307**	**0.0312**	0.2 U	**0.0332**	**0.036**	**0.034**	**0.043**	0.01 U	**0.049**	**0.092**	**0.19**	**0.14**
Beryllium	mg/L	< 0.0040	< 0.0040	< 0.0040	< 0.0100	< 0.010	< 0.01	0.01 U	0.005 U	0.004 U	0.004 U	0.004 U	0.004 U	0.004 U	0.0040 U	0.004 U	**0.00066 B**	0.004 U
Cadmium	mg/L	< 0.0050	**0.0038 J**	< 0.0050	< 0.0050	< 0.005	< 0.005	0.005 U	0.002 U	0.005 U	0.005 U	0.005 U	0.005 U	0.005 U	0.0050 U	0.005 U	0.005 U	0.005 U
Calcium metal	mg/L	--	--	--	--	--	--	--	**10.1**	**10.1**	**13**	**13**	**16**	**14**	**21**	**32**	**50**	**44**
Chromium	mg/L	< 0.010	< 0.010	< 0.010	< 0.0100	< 0.010	< 0.01	0.01 U	0.005 U	0.01 U	0.01 U	0.01 U	0.01 U	0.01 U	0.010 U	0.01 U	0.01 U	0.01 U
Cobalt	mg/L	--	--	--	--	--	--	--	0.007 U	0.01 U	0.01 U	0.01 U	0.01 U	0.01 U	0.010 U	0.01 U	**0.0016 B**	0.01 U
Copper	mg/L	< 0.020	**0.0033 J**	< 0.020	< 0.0100	< 0.010	< 0.01	0.01 U	0.025 U	0.02 U	0.02 U	0.02 U	0.02 U	0.02 U	**0.0010 B**	**0.0022 B**	**0.0011 B**	**0.00094 B**
Cyanide	mg/L	< 0.010	< 0.010	< 0.010	< 0.010	< 0.010	< 0.01	0.01 U	0.01 U	0.01 U	0.01 U	0.01 U	0.01 U	0.015 U	0.010 U	0.01 U	0.01 U	0.01 U
Lead	mg/L	< 0.010	**0.0033 J**	< 0.0050	< 0.0100	< 0.010	< 0.01	0.01 U	0.003 U	0.005 U	0.005 U	0.005 U	0.005 U	0.005 U	0.0050 U	0.005 U	0.005 U	0.005 U
Magnesium	mg/L	--	--	--	--	--	--	--	**9.43**	**9.04**	**12**	**12**	**14**	**12**	**20**	**29**	**47**	**42**
Mercury	mg/L	< 0.00020	< 0.00020	< 0.00020	< 0.00020	< 0.0002	< 0.0002	0.0002 U	0.0002 U	0.0002 U	0.0002 U	0.0002 U	0.0002 U	0.0002 U	0.00020 U	0.0002 U	0.0002 U	0.00020 U
Nickel	mg/L	< 0.040	< 0.040	< 0.040	< 0.0200	< 0.02	< 0.02	0.02 U	0.04 U	0.04 U	0.04 U	0.04 U	0.04 U	0.04 U	0.040 U	0.04 U	0.04 U	**0.0083 B**
Potassium	mg/L	--	--	--	--	--	--	--	5 U	1 U	1 U	1 U	1 U	**0.7**	**0.71 B**	**0.87 B**	**1.3 N**	**0.93 B**
Selenium	mg/L	< 0.020	< 0.010	< 0.010	< 0.0200	< 0.02	< 0.02	0.02 U	0.005 U	0.01 U	0.01 U	0.01 U	0.01 U	0.01 U	0.010 U	0.01 U	0.01 U	0.01 U
Sodium	mg/L	--	--	--	--	--	--	--	**72.4**	**73.7**	**95**	**95**	**110**	**110**	**160**	**270**	**380**	**330**
Thallium	mg/L	< 0.0010	< 0.0010	< 0.0010	< 1.00	< 1.00	< 0.001	0.001 U	0.001 U	0.001 U	0.002 U	0.001 U	0.001 U	0.002 U	0.0020 UWN	0.002 UWN	0.002 U	0.002 U
Vanadium (fume or dust)	mg/L	< 0.010	< 0.010	< 0.010	< 0.0100	< 0.010	< 0.01	0.01 U	0.007 U	0.01 U	0.01 U	0.01 U	0.01 U	0.01 U	0.010 U	0.01 U	0.01 U	0.01 U
Zinc	mg/L	0.022	0.049	< 0.020	< 0.0200	< 0.02	< 0.02	0.02 U	0.02 U	**0.0314**	0.02 U	0.02 U	0.02 U	0.02 U	0.020 U	0.02 U	**0.0087 B**	0.02 U

Notes:
mg/L = milligrams per liter

Data Qualifier Definitions:
-- - Not analyzed
B (Inorganics) - Estimated analyte concentration
Bold - analyte detected
D - Analyte concentration reported from secondary dilution
J - Estimated analyte concentration
JB (Organic) - Estimated analyte concentration; analyte detected in method blank
JM (Organic) - Estimated analyte concentration; spike sample recovery outside control limits
M (Organic) - Spike sample recovery outside control limits
N - Spike sample recovery outside of control limits
U - Analyte not detected at referenced detection limit
UJ - Analyte not detected; low method bias and/or matrix interference
UN - Analyte not detected; spiked sample recovery outside of control limits
UR - Analyte not detected; data rejected
UWN - Analyte not detected; post digestion spike and spike sample recovery outside control limits

Appendix E-3
Summary of Historical Ground Water Sampling Data - Decommissioned Wells
Atlanta Gas Light Company
Former Manufactured Gas Plant Site
Augusta, Ga

Chemical Name	Location ID	MW-201	MW-201	MW-202					MW-208		MW-209
	Sample Date	10/4/2006	7/9/2002	1/16/2003	7/12/2002	1/17/2002	7/11/2001	1/17/2001	7/11/2001	1/16/2001	4/3/2002
	Unit	Post-ISCO	Pre-ISCO	Pre-ISCO					Pre-ISCO		Pre-ISCO
Volatile Organic Compounds											
Acetone	mg/L	0.05 U	0.025 U	0.025 U	0.025 U	0.025 U	**0.023 J**	0.025 U	0.025 U	0.025 UJ	--
Benzene	mg/L	0.005 U	0.001 U	0.001 U	0.001 U	0.001 U	**0.00025 J**	0.001 U	**0.0017**	**0.0012**	0.001 U
Carbon Disulfide	mg/L	0.005 U	0.001 U	0.001 U	0.001 U	0.001 U	**0.00094 J**	0.001 U	**0.00046 J**	**0.00045 J**	--
Dichloromethane	mg/L	0.005 U	0.005 U	0.005 U	0.005 U	0.005 U	0.005 U	0.005 U	**0.00035 J**	0.005 U	0.005 U
Ethylbenzene	mg/L	0.005 U	0.001 U	0.001 U	0.001 U	0.001 U	0.001 U	0.001 U	**0.00011 J**	0.001 U	0.001 U
Toluene	mg/L	0.005 U	0.001 U	0.001 U	**0.00051 J**	0.001 U	0.001 U	0.001 U	0.001 U	0.001 U	0.001 U
Trichloroethylene	mg/L	0.005 U	0.001 U	0.001 U	0.001 U	0.001 U	0.001 U	0.001 U	**0.00032 J**	0.001 U	0.001 U
Xylenes, total	mg/L	0.005 U	0.002 U	0.002 U	0.002 U	0.002 U	0.002 U	0.002 U	0.002 U	0.002 U	--
Semivolatile Organic Compounds											
2-Methylnaphthalene	mg/L	--	0.01 U	0.01 U	0.01 U	0.01 U	0.01 U	0.01 U	0.01 U	0.01 U	--
Acenaphthene	mg/L	0.01 U	0.01 U	0.01 U	0.01 U	0.01 U	0.01 U	0.01 U	0.01 U	0.01 U	0.01 U
Acenaphthylene	mg/L	0.01 U	0.01 U	0.01 U	0.01 U	0.01 U	0.01 U	0.01 U	0.01 U	0.01 U	0.01 U
Anthracene	mg/L	0.01 U	0.01 U	0.01 U	0.01 U	0.01 U	0.01 U	0.01 U	0.01 U	0.01 U	0.01 U
Benz(a)anthracene	mg/L	0.00005 U	0.01 U	0.01 U	0.01 U	0.01 U	0.01 U	0.01 U	0.01 U	0.01 U	0.01 U
Benzo(a)pyrene	mg/L	0.00005 U	0.01 U	0.01 U	0.01 U	0.01 U	0.01 U	0.01 U	0.01 U	0.01 U	0.01 U
Benzo(b)fluoranthene	mg/L	0.0001 U	0.01 U	0.01 U	0.01 U	0.01 U	0.01 U	0.01 U	0.01 U	0.01 U	0.01 U
Benzo(g,h,i)perylene	mg/L	0.01 U	0.01 U	0.01 U	0.01 U	0.01 U	0.01 U	0.01 U	0.01 U	0.01 U	0.01 U
Benzo(k)fluoranthene	mg/L	0.01 U	0.01 U	0.01 U	0.01 U	0.01 U	0.01 U	0.01 U	0.01 U	0.01 U	0.01 U
Chrysene	mg/L	0.00005 U	0.01 U	0.01 U	0.01 U	0.01 U	0.01 U	0.01 U	0.01 U	0.01 U	0.01 U
Dibenzo(a,h)anthracene	mg/L	0.0001 U	0.01 U	0.01 U	0.01 U	0.01 U	0.01 U	0.01 U	0.01 U	0.01 U	0.01 U
Dibenzofuran	mg/L	--	0.01 U	0.01 U	0.01 U	0.01 U	0.01 U	0.01 U	0.01 U	0.01 U	--
Fluoranthene	mg/L	0.01 U	0.01 U	0.01 U	0.01 U	0.01 U	0.01 U	0.01 U	0.01 U	0.01 U	0.01 U
Fluorene	mg/L	0.01 U	0.01 U	0.01 U	0.01 U	0.01 U	0.01 U	0.01 U	0.01 U	0.01 U	0.01 U
Indeno(1,2,3-cd)pyrene	mg/L	0.00005 U	0.01 U	0.01 U	0.01 U	0.01 U	0.01 U	0.01 U	0.01 U	0.01 U	0.01 U
Naphthalene	mg/L	0.01 U	0.01 U	0.01 U	0.01 U	0.01 U	0.01 U	0.01 U	0.01 U	0.01 U	0.01 U
Phenanthrene	mg/L	0.01 U	0.01 U	0.01 U	0.01 U	0.01 U	0.01 U	0.01 U	0.01 U	0.01 U	0.01 U
Pyrene	mg/L	0.01 U	0.01 U	0.01 U	0.01 U	0.01 U	0.01 U	0.01 U	0.01 U	0.01 U	0.01 U
Inorganic Compounds											
Aluminum (fume or dust)	mg/L	--	**0.042 J**	**0.050 B**	**0.037 B**	**0.12 B**	0.2 U	0.2 U	**0.17 B**	**19**	--
Antimony	mg/L	< 0.02	0.02 U	0.020 U	0.02 U	0.02 U	0.02 U	**0.005 B**	0.02 U	**0.013 J**	--
Arsenic	mg/L	< 0.05	0.01 U	0.010 U	0.01 U	0.01 U	0.01 U	0.01 U	**0.024**	**0.033**	--
Barium	mg/L	**0.0647**	**0.084**	**0.064**	**0.11**	**0.13**	**0.13**	**0.12**	**0.21**	**0.3**	--
Beryllium	mg/L	< 0.01	0.004 U	0.0040 U	0.004 U	**0.00077 B**	**0.00058 B**	**0.002 B**	0.004 U	0.0018 U	--
Cadmium	mg/L	< 0.005	0.0011 U	0.0050 U	0.005 U	0.005 U	0.005 U	0.005 U	**0.0011 B**	0.005 U	--
Calcium metal	mg/L	--	**49**	**38**	**52**	**64**	**59**	**60**	**11**	**10**	--
Chromium	mg/L	< 0.01	0.01 U	0.010 U	0.01 U	0.01 U	0.01 UN	0.01 U	0.01 UN	**0.025**	--
Cobalt	mg/L	--	**0.0099 J**	**0.0069 B**	**0.01**	**0.015**	**0.012**	**0.014**	**0.0014 B**	**0.0038 J**	--
Copper	mg/L	< 0.01	0.0016 U	0.020 U	**0.0012 B**	0.02 U	0.02 UN	0.02 U	**0.0021 BN**	**0.064**	--
Cyanide	mg/L	< 0.01	**0.12**	0.010 U	0.01 U	0.01 U	0.01 U	0.01 U	0.01 U	0.01 U	--
Iron	mg/L	--	**0.28**	**0.019 B**	**0.076**	**0.13**	0.05 U	**0.043 B**	**85**	**100**	--
Lead	mg/L	< 0.01	0.005 U	0.0050 U	0.005 U	0.005 U	0.005 U	**0.0035 B**	**0.0041 B**	**0.099**	--
Magnesium	mg/L	--	**39**	**32**	**44**	**56**	**52**	**53**	**17**	**17**	--
Manganese	mg/L	--	**1.5**	**0.45**	**1.2**	**1.9 N**	**1.6 N**	**1.7**	**0.9 N**	**0.98**	--
Mercury	mg/L	< 0.0002	0.0002 U	**0.000078 B**	0.0002 U	0.0002 U	0.0002 U	0.00020 U	0.0002 U	0.00020 U	--
Nickel	mg/L	< 0.02	**0.0049 J**	0.040 U	0.04 U	0.04 U	0.04 U	0.04 U	0.04 U	**0.0097 J**	--
Potassium	mg/L	--	**1.1**	**1.0**	**1.4**	**1.7 N**	**1.6**	**1.6**	**2.0**	**2.6**	--
Selenium	mg/L	< 0.02	0.01 U	0.010 U	0.01 U	0.01 U	0.01 U	0.01 U	0.01 U	0.01 U	--
Sodium	mg/L	--	**100**	**100**	**18**	**150**	**170**	**120**	**44**	**44**	--
Thallium	mg/L	< 0.001	0.002 UJ	0.0020 UWN	0.002 UWN	0.002 U	0.002 UW	0.002 U	0.002 U	0.002 U	--
Vanadium (fume or dust)	mg/L	< 0.01	0.01 U	**0.0028 B**	**0.0033 B**	**0.003 B**	**0.0026 B**	0.01 U	0.01 U	**0.041**	--
Zinc	mg/L	< 0.02	**0.018 J**	0.020 U	**0.0086 B**	**0.017 B**	**0.017 B**	**0.0095 B**	**0.023**	**0.069**	--

Notes:
mg/L = milligrams per liter

Data Qualifier Definitions:
-- - Not analyzed
B (Inorganics) - Estimated analyte concentration
Bold - analyte detected
D - Analyte concentration reported from secondary dilution
J - Estimated analyte concentration
JB (Organic) - Estimated analyte concentration; analyte detected in method blank
JM (Organic) - Estimated analyte concentration; spike sample recovery outside control limits
M (Organic) - Spike sample recovery outside control limits
N - Spike sample recovery outside of control limits
U - Analyte not detected at referenced detection limit
UJ - Analyte not detected; low method bias and/or matrix interference
UN - Analyte not detected; spiked sample recovery outside of control limits
UR - Analyte not detected; data rejected
UWN - Analyte not detected; post digestion spike and spike sample recovery outside control limits

Appendix E-3
Summary of Historical Ground Water Sampling Data - Decommissioned Wells
Atlanta Gas Light Company
Former Manufactured Gas Plant Site
Augusta, Ga

Chemical Name	Location ID	MW-210
	Sample Date	10/5/2006
	Unit	Post-ISCO
Volatile Organic Compounds		
Acetone	µg/L	50 U
Benzene	µg/L	5 U
Carbon Disulfide	µg/L	5 U
Dichloromethane	µg/L	5 U
Ethylbenzene	µg/L	5 U
Toluene	µg/L	5 U
Trichloroethylene	µg/L	5 U
Xylenes, total	µg/L	5 U
Semivolatile Organic Compounds		
2-Methylnaphthalene	µg/L	--
Acenaphthene	µg/L	10 U
Acenaphthylene	µg/L	10 U
Anthracene	µg/L	10 U
Benz(a)anthracene	µg/L	0.05 U
Benzo(a)pyrene	µg/L	0.05 U
Benzo(b)fluoranthene	µg/L	0.1 U
Benzo(g,h,i)perylene	µg/L	10 U
Benzo(k)fluoranthene	µg/L	10 U
Chrysene	µg/L	0.05 U
Dibenzo(a,h)anthracene	µg/L	0.1 U
Dibenzofuran	µg/L	--
Fluoranthene	µg/L	10 U
Fluorene	µg/L	10 U
Indeno(1,2,3-cd)pyrene	µg/L	0.05 U
Naphthalene	µg/L	10 U
Phenanthrene	µg/L	10 U
Pyrene	µg/L	10 U
Inorganic Compounds		
Aluminum (fume or dust)	mg/L	--
Antimony	mg/L	0.02 U
Arsenic	mg/L	0.05 U
Barium	mg/L	**0.0474**
Beryllium	mg/L	0.01 U
Cadmium	mg/L	0.005 U
Calcium metal	mg/L	--
Chromium	mg/L	0.01 U
Cobalt	mg/L	--
Copper	mg/L	0.01 U
Cyanide	mg/L	0.01 U
Iron	mg/L	--
Lead	mg/L	0.01 U
Magnesium	mg/L	--
Manganese	mg/L	--
Mercury	mg/L	0.0002 U
Nickel	mg/L	0.02 U
Potassium	mg/L	--
Selenium	mg/L	0.02 U
Sodium	mg/L	--
Thallium	mg/L	0.001 U
Vanadium (fume or dust)	mg/L	0.01 U
Zinc	mg/L	0.02 U

Notes:
mg/L = milligrams per liter
µg/L = micrograms per liter
Data Qualifier Definitions:
-- - Not analyzed
B (Inorganics) - Estimated analyte concentration
Bold - analyte detected
D - Analyte concentration reported from secondary dilution
J - Estimated analyte concentration
JB (Organic) - Estimated analyte concentration; analyte detected in method blank
JM (Organic) - Estimated analyte concentration; spike sample recovery outside control limits
M (Organic) - Spike sample recovery outside control limits
N - Spike sample recovery outside of control limits
U - Analyte not detected at referenced detection limit
UJ - Analyte not detected; low method bias and/or matrix interference
UN - Analyte not detected; spiked sample recovery outside of control limits
UR - Analyte not detected; data rejected
UWN - Analyte not detected; post digestion spike and spike sample recovery outside control limits

Appendix E-3
Summary of Historical Ground Water Sampling Data - Decommissioned Wells
Atlanta Gas Light Company
Former Manufactured Gas Plant Site
Augusta, Ga

Chemical Name	Location ID	MW-212						MW-213	MW-301D	MW-301S								MW-308SAP
	Sample Date	7/22/2005	1/16/2003	7/12/2002	1/16/2002	7/13/2001	1/18/2001	4/4/2002	7/19/2003	1/20/2003	1/20/2003	7/17/2002	7/17/2002	4/4/2002	1/17/2002	1/17/2002	7/17/2001	1/17/2001	1/19/2001
	Unit	Pre-ISCO						Pre-ISCO	Pre-ISCO	Pre-ISCO									
Volatile Organic Compounds																			
Acetone	mg/L	0.025 U	**0.016 J**	0.025 U	0.025 U	0.025 U	0.025 U	--	0.63 U	**0.074 J**	**0.11 J**	0.12 U	0.12 U	--	**0.12 R**	**0.12 R**	0.12 U	0.12 U	5 U
Benzene	mg/L	0.001 U	**0.00014 J**	0.001 U	0.001 U	0.001 U	**0.00012 J**	0.001 U	--	**0.071**	**0.076**	**0.074**	**0.099**	**0.05**	**0.051**	**0.056**	**0.075**	**0.057**	**33**
Carbon Disulfide	mg/L	0.001 U	0.001 U	0.001 U	0.001 U	0.001 U	0.001 U	--	0.025 U	0.005 U	0.005 U	0.005 U	0.005 U	--	0.005 U	0.005 U	0.005 U	0.005 U	0.2 U
Dichloromethane	mg/L	0.005 U	**0.00033 J**	0.005 U	0.005 U	0.005 U	0.005 U	0.005 U	0.13 U	**0.0021 J**	**0.0026 J**	0.025 U	0.025 U	0.025 U	0.025 U	0.025 U	0.025 U	0.025 U	1 U
Ethylbenzene	mg/L	0.001 U	**0.00011 J**	0.001 U	0.001 U	0.001 U	0.001 U	0.001 U	--	**0.54**	**0.65**	**0.88**	**0.71 D**	**0.48**	**0.41**	**0.42**	**0.53**	**0.54**	**0.68**
Toluene	mg/L	0.001 U	**0.00041 J**	0.001 U	0.001 U	0.001 U	0.001 U	0.001 U	--	**0.0049 J**	**0.0064**	**0.0068**	**0.0069**	**0.011**	**0.0041 J**	0.005 U	**0.014**	**0.015**	**14**
Trichloroethylene	mg/L	0.001 U	**0.00017 J**	0.001 U	0.001 U	0.001 U	0.001 U	0.001 U	0.025 U	0.005 U	0.005 U	0.005 U	0.005 U	0.005 U	0.005 U	**0.0046 J**	0.005 U	0.005 U	0.2 U
Xylenes, total	mg/L	0.002 U	0.002 U	0.002 U	0.002 U	0.002 U	0.002 U	--	--	**0.15 B**	**0.2 B**	**0.27**	**0.31**	--	**0.14**	**0.15**	**0.28**	**0.3**	**4.6**
Semivolatile Organic Compounds																			
2-Methylnaphthalene	mg/L	0.0002 U	0.01 U	0.01 U	0.01 U	0.01 U	0.01 U	--	**0.46 J M**	**0.32 D**	**0.32 D**	**0.47 D**	**0.49 D**	--	**0.44**	**0.5**	**0.38**	**0.81 D**	**0.69 D**
Acenaphthene	mg/L	0.0002 U	0.01 U	0.01 U	0.01 U	0.01 U	0.01 U	0.01 U	**0.014**	**0.079**	**0.086**	**0.093**	**0.1**	**0.077**	**0.083 J**	**0.1**	**0.085**	**0.14**	**0.012**
Acenaphthylene	mg/L	0.0002 U	0.01 U	0.01 U	0.01 U	0.01 U	0.01 U	**0.00081 J**	**0.13**	**0.0035 J**	**0.0031 J**	**0.0047 J**	**0.0048 J**	0.01 U	**0.012 J**	**0.0097 J**	**0.0073 J**	**0.036**	**0.18**
Anthracene	mg/L	0.0002 U	0.01 U	0.01 U	0.01 U	0.01 U	0.01 U	0.01 U	0.01 U	**0.0046 J**	**0.0055 J**	**0.0071 J**	**0.0074 J**	**0.0049 J**	**0.0064 J**	**0.0061 J**	**0.0036 J**	**0.0081 J**	**0.0038 J**
Benz(a)anthracene	mg/L	0.0002 U	0.01 U	0.01 U	0.01 U	0.01 U	0.01 U	0.01 U	0.01 U	0.01 U	0.01 U	0.01 U	0.01 U	0.01 U	0.1 U	0.1 U	0.05 U	0.01 U	0.01 U
Benzo(a)pyrene	mg/L	0.0002 U	0.01 U	0.01 U	0.01 U	0.01 U	0.01 U	0.01 U	0.01 U	0.01 U	0.01 U	0.01 U	0.01 U	0.01 U	0.1 U	0.1 U	0.05 U	0.01 U	0.01 U
Benzo(b)fluoranthene	mg/L	0.0002 U	0.01 U	0.01 U	0.01 U	0.01 U	0.01 U	0.01 U	0.01 U	0.01 U	0.01 U	0.01 U	0.01 U	0.01 U	0.1 U	0.1 U	0.05 U	0.01 U	0.01 U
Benzo(g,h,i)perylene	mg/L	0.0002 U	0.01 U	0.01 U	0.01 U	0.01 U	0.01 U	0.01 U	0.01 U	0.01 U	0.01 U	0.01 U	0.01 U	0.01 U	0.1 U	0.1 U	0.05 U	0.01 U	0.01 U
Benzo(k)fluoranthene	mg/L	0.0002 U	0.01 U	0.01 U	0.01 U	0.01 U	0.01 U	0.01 U	0.01 U	0.01 U	0.01 U	0.01 U	0.01 U	0.01 U	0.1 U	0.1 U	0.05 U	0.01 U	0.01 U
Chrysene	mg/L	0.0002 U	0.01 U	0.01 U	0.01 U	0.01 U	0.01 U	0.01 U	0.01 U	0.01 U	0.01 U	0.01 U	0.01 U	0.01 U	0.1 U	0.1 U	0.05 U	0.01 U	0.01 U
Dibenzo(a,h)anthracene	mg/L	0.0002 U	0.01 U	0.01 U	0.01 U	0.01 U	0.01 U	0.01 U	0.01 U	0.01 U	0.01 U	0.01 U	0.01 U	0.01 U	0.1 U	0.1 U	0.05 U	0.01 U	0.01 U
Dibenzofuran	mg/L	0.0002 U	0.01 U	0.01 U	0.01 U	0.01 U	0.01 U	--	0.01 U	**0.0043 J**	**0.0048 J**	**0.0054 J**	**0.006 J**	--	**0.0054 J**	**0.0064 J**	**0.0045 J**	**0.0092 J**	**0.0072 J**
Fluoranthene	mg/L	0.0002 U	0.01 U	0.01 U	0.01 U	0.01 U	0.01 U	0.01 U	0.01 U	**0.002 J**	**0.0024 J**	**0.0026 J**	**0.0028 J**	**0.0014 J**	**0.004 J**	0.1 U	0.05 U	**0.0033 J**	**0.0017 J**
Fluorene	mg/L	0.0002 U	0.01 U	0.01 U	0.01 U	0.01 U	0.01 U	0.01 U	**0.024**	**0.025**	**0.028**	**0.033**	**0.036**	**0.02**	**0.028 J**	**0.028 J**	**0.025 J**	**0.041**	**0.031**
Indeno(1,2,3-cd)pyrene	mg/L	0.0002 U	0.01 U	0.01 U	0.01 U	0.01 U	0.01 U	0.01 U	0.01 U	0.01 U	0.01 U	0.01 U	0.01 U	0.01 U	0.1 U	0.1 U	0.05 U	0.01 U	0.01 U
Naphthalene	mg/L	0.0002 U	0.01 U	0.01 U	0.01 U	0.01 U	0.01 U	**0.0059 J**	**7.3 J M**	**1.3 D**	**1.3 D**	**2 D**	**1.9 D**	**1.4 D**	**1.6**	**1.6 D**	**1.6 D**	**3.3 D**	**6.4 D**
Phenanthrene	mg/L	0.0002 U	0.01 U	0.01 U	0.01 U	0.01 U	0.01 U	**0.0012 J**	**0.021**	**0.029**	**0.032**	**0.035**	**0.038**	**0.023**	**0.039 J**	**0.04 J**	**0.028 J**	**0.05**	**0.026**
Pyrene	mg/L	0.0002 U	0.01 U	0.01 U	0.01 U	0.01 U	0.01 U	0.01 U	0.01 U	**0.0025 J**	**0.003 J**	**0.0027 J**	**0.0032 J**	**0.0022 J**	**0.007 J**	0.1 U	0.05 U	**0.0043 J**	**0.0018 J**
Inorganic Compounds																			
Aluminum (fume or dust)	mg/L	**1.99**	**0.046 B**	**0.031 B**	**0.096 B**	**0.063 B**	**0.046 B**	--	**0.5**	0.2 U	0.2 U	**0.045 B**	**0.043 B**	--	0.2 U	0.2 U	**0.047 BN**	**0.48**	**0.1 B**
Antimony	mg/L	0.006 U	0.020 U	0.02 U	0.02 U	0.02 U	0.02 U	--	0.02 U	0.02 U	0.02 U	0.02 U	0.02 U	--	0.02 U	0.02 U	0.02 U	**0.011 B**	0.02 U
Arsenic	mg/L	0.01 U	0.010 U	0.01 U	0.01 U	0.01 U	0.01 U	--	0.01 U	0.01 U	0.01 U	**0.0079 B**	**0.0062 B**	--	0.01 U	0.01 U	0.01 U	0.01 U	0.01 U
Barium	mg/L	**0.0685**	**0.25**	**0.26**	**0.32**	**0.3**	**0.29**	--	**0.39**	**0.32**	**0.29**	**0.36**	**0.35**	--	**0.31**	**0.32**	**0.35**	**0.38**	**0.37**
Beryllium	mg/L	0.004 U	0.0040 U	0.004 U	0.004 U	0.004 U	0.004 U	--	0.004 U	0.004 U	0.004 U	0.004 U	0.004 U	--	0.00077 U	0.00073 U	0.004 U	**0.0015 B**	0.004 U
Cadmium	mg/L	0.005 U	**0.0010 B**	**0.0012 B**	**0.00074 B**	0.005 U	0.005 U	--	0.005 U	0.005 U	0.005 U	0.005 U	0.005 U	--	0.005 U	0.005 U	0.005 U	0.005 U	0.005 U
Calcium metal	mg/L	**40.2**	**12**	**16**	**14**	**14**	**14**	--	**37**	**78**	**75**	**74**	**73**	--	**87**	**85**	**84**	**95**	**22**
Chromium	mg/L	0.01 U	0.010 U	0.01 U	0.01 U	0.01 U	0.01 U	--	0.01 U	0.01 U	0.01 U	0.01 U	0.01 U	--	0.01 U	0.01 U	0.01 U	0.01 U	0.01 U
Cobalt	mg/L	0.01 U	**0.0046 B**	**0.0054 B**	**0.0072 B**	**0.0067 B**	**0.0064 B**	--	0.01 U	0.01 U	0.01 U	0.01 U	0.01 U	--	0.01 U	0.01 U	0.01 U	0.01 U	**0.0028 B**
Copper	mg/L	0.02 U	**0.0018 B**	**0.0011 B**	**0.0041 B**	0.02 U	**0.002 B**	--	0.02 U	**0.0014 B**	**0.0013 B**	**0.0014 B**	**0.0014 B**	--	0.02 U	0.02 U	0.02 U	**0.0025 B**	**0.0016 B**
Cyanide	mg/L	0.01 U	0.010 U	0.01 U	0.01 U	0.01 U	0.01 U	--	0.015 U	0.01 U	**0.0052 B**	0.01 U	0.01 U	--	**0.0062 B**	**0.0051 B**	0.01 U	0.01 U	0.01 U
Iron	mg/L	**1.89**	**0.91**	**0.76**	**1.3**	**0.91**	**1.1**	--	**31**	**38**	**41**	**46**	**46**	--	**37**	**38**	**36**	**34**	**10 N**
Lead	mg/L	**0.0389**	0.0050 U	0.005 U	0.005 U	0.005 U	0.005 U	--	**0.007**	0.005 U	0.005 U	0.005 U	0.005 U	--	0.005 U	0.005 U	0.005 U	**0.0027 B**	0.005 U
Magnesium	mg/L	**4.18**	**7.1**	**6.9**	**9**	**8.5**	**8.2**	--	**27**	**40**	**37**	**45**	**45**	--	**37**	**38 J**	**33**	**34**	**11**
Manganese	mg/L	**0.274**	**0.86**	**0.89**	**1.3**	**1.1**	**1.1**	--	**2.8**	**5**	**4.7**	**5.9**	**5.9**	--	4.4 U	**4.6 N**	**4.8**	**5.0**	**1.1**
Mercury	mg/L	0.0002 U	0.00020 U	0.0002 U	0.0002 U	0.0002 U	0.00020 U	--	0.0002 U	**0.00013 B**	**0.00012 B**	0.0002 U	0.0002 U	--	0.0002 U	0.0002 U	0.0002 U	0.00020 U	0.00020 U
Nickel	mg/L	0.04 U	0.040 U	0.04 U	0.04 U	0.04 U	0.04 U	--	0.04 U	0.04 U	0.04 U	0.04 U	0.04 U	--	0.04 U	0.04 U	0.04 U	0.04 U	0.04 U
Potassium	mg/L	**23.4**	**2.4**	**2.4**	**2.5**	**2.4**	**2.4**	--	**3.6**	**13**	**12**	**13**	**13**	--	14 U	**14 J**	**14**	**15**	**2.3**
Selenium	mg/L	0.01 U	0.010 U	0.01 U	0.01 U	0.01 U	0.01 U	--	0.01 U	0.01 U	0.01 U	0.01 U	0.01 U	--	0.01 U	0.01 U	0.01 U	0.01 U	0.01 U
Sodium	mg/L	**16.4**	**15**	**14**	**16**	**16**	**15**	--	**46**	**13**	**12**	**13**	**13**	--	**12**	**12**	**12**	**10**	**23**
Thallium	mg/L	0.001 U	0.0020 UWN	0.002 UWN	0.002 U	0.002 UW	0.002 U	--	0.002 U	0.002 UWN	0.002 UWN	0.002 UWN	0.002 UWN	--	0.002 U	0.002 U	0.002 UN	0.002 U	0.002 U
Vanadium (fume or dust)	mg/L	0.01 U	0.010 U	0.01 U	0.01 U	0.01 U	0.01 U	--	0.01 U	0.01 U	0.01 U	0.01 U	0.01 U	--	0.0028 U	0.0032 U	0.01 U	**0.0027 B**	0.01 U
Zinc	mg/L	**0.0564**	**0.084**	**0.093**	**0.057**	0.02 U	**0.019 B**	--	**0.04**	0.02 U	0.02 U	0.02 U	0.02 U	--	0.02 U	0.02 U	0.02 U	**0.011 B**	0.02 U

Notes:
mg/L = milligrams per liter

Data Qualifier Definitions:
-- - Not analyzed
B (Inorganics) - Estimated analyte concentration
Bold - analyte detected
D - Analyte concentration reported from secondary dilution
J - Estimated analyte concentration
JB (Organic) - Estimated analyte concentration; analyte detected in method blank
JM (Organic) - Estimated analyte concentration; spike sample recovery outside control limits
M (Organic) - Spike sample recovery outside control limits
N - Spike sample recovery outside of control limits
U - Analyte not detected at referenced detection limit
UJ - Analyte not detected; low method bias and/or matrix interference
UN - Analyte not detected; spiked sample recovery outside of control limits
UR - Analyte not detected; data rejected
UWN - Analyte not detected; post digestion spike and spike sample recovery outside control limits

Appendix E-3
Summary of Historical Ground Water Sampling Data - Decommissioned Wells
Atlanta Gas Light Company
Former Manufactured Gas Plant Site
Augusta, Ga

Chemical Name	Location ID	MW-405D							
	Sample Date	7/16/2004	1/24/2004	7/19/2003	1/17/2003	7/16/2002	1/16/2002	7/16/2001	1/23/2001
	Unit	Pre-ISCO							
Volatile Organic Compounds									
Acetone	mg/L	0.025 U	0.025 U	0.025 U	0.025 U	0.025 U	0.025 U	0.025 U	0.025 U
Benzene	mg/L	0.001 U	0.001 U	0.001 U	0.001 U	0.001 U	0.001 U	0.001 U	0.001 U
Carbon Disulfide	mg/L	0.001 U	0.001 U	0.001 U	0.001 U	0.001 U	0.001 U	0.001 U	0.001 U
Dichloromethane	mg/L	0.005 U	0.005 U	0.005 U	0.005 U	0.005 U	0.005 U	0.005 U	0.005 U
Ethylbenzene	mg/L	0.001 U	0.001 U	0.001 U	0.001 U	0.001 U	0.001 U	0.001 U	0.001 U
Toluene	mg/L	0.001 U	0.001 U	0.001 U	0.001 U	0.001 U	0.001 U	0.001 U	0.001 U
Trichloroethylene	mg/L	0.001 U	0.001 U	0.001 U	0.001 U	0.001 U	0.001 U	0.001 U	0.001 U
Xylenes, total	mg/L	0.002 U	0.002 U	0.002 U	0.002 U	0.002 U	0.002 U	0.002 U	0.002 U
Semivolatile Organic Compounds									
2-Methylnaphthalene	mg/L	0.0002 U	0.0002 U	0.01 U	0.01 U	0.01 U	0.01 U	0.01 U	0.01 U
Acenaphthene	mg/L	0.0002 U	0.0002 U	0.01 U	0.01 U	0.01 U	0.01 U	0.01 U	0.01 U
Acenaphthylene	mg/L	0.0002 U	0.0002 U	0.01 U	0.01 U	0.01 U	0.01 U	0.01 U	0.01 U
Anthracene	mg/L	0.0002 U	0.0002 U	0.01 U	0.01 U	0.01 U	0.01 U	0.01 U	0.01 U
Benz(a)anthracene	mg/L	0.0002 U	0.0002 U	0.01 U	0.01 U	0.01 U	0.01 U	0.01 U	0.01 U
Benzo(a)pyrene	mg/L	0.0002 U	0.0002 U	0.01 U	0.01 U	0.01 U	0.01 U	0.01 U	0.01 U
Benzo(b)fluoranthene	mg/L	0.0002 U	0.0002 U	0.01 U	0.01 U	0.01 U	0.01 U	0.01 U	0.01 U
Benzo(g,h,i)perylene	mg/L	0.0002 U	0.0002 U	0.01 U	0.01 U	0.01 U	0.01 U	0.01 U	0.01 U
Benzo(k)fluoranthene	mg/L	0.0002 U	0.0002 U	0.01 U	0.01 U	0.01 U	0.01 U	0.01 U	0.01 U
Chrysene	mg/L	0.0002 U	0.0002 U	0.01 U	0.01 U	0.01 U	0.01 U	0.01 U	0.01 U
Dibenzo(a,h)anthracene	mg/L	0.0002 U	0.0002 U	0.01 U	0.01 U	0.01 U	0.01 U	0.01 U	0.01 U
Dibenzofuran	mg/L	0.0002 U	0.0002 U	0.01 U	0.01 U	0.01 U	0.01 U	0.01 U	0.01 U
Fluoranthene	mg/L	0.0002 U	0.0002 U	0.01 U	0.01 U	0.01 U	0.01 U	0.01 U	0.01 U
Fluorene	mg/L	0.0002 U	0.0002 U	0.01 U	0.01 U	0.01 U	0.01 U	0.01 U	0.01 U
Indeno(1,2,3-cd)pyrene	mg/L	0.0002 U	0.0002 U	0.01 U	0.01 U	0.01 U	0.01 U	0.01 U	0.01 U
Naphthalene	mg/L	0.0002 U	0.0002 U	0.01 U	0.01 U	0.01 U	0.01 U	0.01 U	0.01 U
Phenanthrene	mg/L	0.0002 U	0.0002 U	0.01 U	0.01 U	0.01 U	0.01 U	0.01 U	0.01 U
Pyrene	mg/L	0.0002 U	0.0002 U	0.01 U	0.01 U	0.01 U	0.01 U	0.01 U	0.01 U
Inorganic Compounds									
Aluminum (fume or dust)	mg/L	**11**	**0.33**	**7.6**	**4.5**	**1.9**	**2.1 N**	**1.2**	**1.1**
Antimony	mg/L	0.02 U	0.02 U	0.02 U	0.02 U	0.02 U	0.020 U	0.02 U	0.02 U
Arsenic	mg/L	0.01 U	0.01 U	0.01 U	0.01 U	0.01 U	0.010 U	0.01 U	0.01 U
Barium	mg/L	**0.21**	**0.22**	**0.25**	**0.29**	**0.27**	**0.25**	**0.23**	**0.25**
Beryllium	mg/L	0.004 U	0.004 U	0.004 U	0.004 U	0.004 U	0.0040 U	0.004 U	0.004 U
Cadmium	mg/L	0.005 U	0.005 U	0.005 U	**0.0031 B**	0.005 U	0.0050 U	0.005 U	0.005 U
Calcium metal	mg/L	**16**	**21**	**21**	**22**	**20**	**21**	**19**	**16**
Chromium	mg/L	**0.011**	0.01 U	**0.01**	**0.0058 B**	**0.0021 B**	**0.0030 B**	0.01 U	0.01 U
Cobalt	mg/L	**0.011**	**0.011**	**0.02**	**0.017**	**0.015**	**0.015**	**0.014**	**0.014**
Copper	mg/L	0.02 U	0.02 U	0.02 U	**0.0074 B**	**0.0047 B**	**0.0010 B**	**0.0026 B**	**0.0023 B**
Cyanide	mg/L	0.01 U	0.01 U	0.015 U	0.01 U	0.01 U	0.010 U	0.01 U	0.01 U
Iron	mg/L	**11**	**0.38**	**16**	**5.6**	**2.5**	**3.1 N**	**1.8**	**2.4**
Lead	mg/L	0.005 U	0.005 U	**0.02**	**0.0031 B**	**0.0018 B**	**0.0017 B**	0.005 U	0.005 U
Magnesium	mg/L	**15**	**19**	**19**	**20**	**17**	**18**	**16**	**13**
Manganese	mg/L	**0.53**	**0.77**	**0.79**	**0.95**	**0.9**	**1.1**	**1.0**	**1.0**
Mercury	mg/L	0.0002 U	0.0002 U	0.0002 U	0.0002 U	0.0002 U	0.00020 U	0.0002 U	0.00020 U
Nickel	mg/L	0.04 U	0.04 U	0.04 U	**0.01 B**	**0.008 B**	**0.0080 B**	**0.0065 B**	**0.0051 B**
Potassium	mg/L	**2.3**	**2.7**	**3.4**	**3**	**3.2**	**3.4**	**3.6**	**5.3**
Selenium	mg/L	0.01 U	0.01 U	0.01 U	0.01 U	0.01 U	0.010 U	0.01 U	0.01 U
Sodium	mg/L	**56**	**35**	**37**	**38**	**35**	**37**	**36**	**38**
Thallium	mg/L	0.002 U	0.001 U	0.002 U	0.002 U	0.002 UW	0.0020 U	0.002 U	0.002 U
Vanadium (fume or dust)	mg/L	**0.028**	0.01 U	**0.03**	**0.013**	**0.0057 B**	**0.0067 B**	**0.0038 B**	**0.0035 B**
Zinc	mg/L	**0.027**	**0.03**	**0.07**	**0.19**	**0.019 B**	**0.070**	**0.021**	**0.019 B**

Notes:
mg/L = milligrams per liter

Data Qualifier Definitions:
-- - Not analyzed
B (Inorganics) - Estimated analyte concentration
Bold - analyte detected
D - Analyte concentration reported from secondary dilution
J - Estimated analyte concentration
JB (Organic) - Estimated analyte concentration; analyte detected in method blank
JM (Organic) - Estimated analyte concentration; spike sample recovery outside control limits
M (Organic) - Spike sample recovery outside control limits
N - Spike sample recovery outside of control limits
U - Analyte not detected at referenced detection limit
UJ - Analyte not detected; low method bias and/or matrix interference
UN - Analyte not detected; spiked sample recovery outside of control limits
UR - Analyte not detected; data rejected
UWN - Analyte not detected; post digestion spike and spike sample recovery outside control limits

Appendix E-3
Summary of Historical Ground Water Sampling Data - Decommissioned Wells
Atlanta Gas Light Company
Former Manufactured Gas Plant Site
Augusta, Ga

Chemical Name	Location ID	MW-407D											
	Sample Date	1/15/2006	7/20/2005	2/7/2005	7/13/2004	1/22/2004	7/20/2003	1/17/2003	7/16/2002	7/02 DUP	1/15/2002	7/17/2001	1/19/2001
	Unit	Post-ISCO	Pre-ISCO										
Volatile Organic Compounds													
Acetone	µg/L	10 U	25 U	25 U	25 U	25 U	25 U	25 U	25 U	25 U	25 U	25 U	25 U
Benzene	µg/L	1.0 U	1.0 U	1.0 U	**1.6**	**1.7**	1.0 U	**1.9**	**3.3**	1.0 U	**2.7**	**1.8**	**0.38 J**
Carbon Disulfide	µg/L	1.0 U	1.0 U	1.0 U	1.0 U	1.0 U	1.0 U	1.0 U	1.0 U	1.0 U	1.0 U	1.0 U	1.0 U
Dichloromethane	µg/L	1.0 U	5.0 U	5.0 U	5.0 U	5.0 U	5.0 U	5.0 U	5.0 U	5.0 U	5.0 U	5.0 U	5.0 U
Ethylbenzene	µg/L	1.0 U	1.0 U	1.0 U	1.0 U	1.0 U	1.0 U	**0.12 J**	**0.25 J**	1.0 U	**0.2 J**	1.0 U	1.0 U
Toluene	µg/L	1.0 U	1.0 U	1.0 U	1.0 U	1.0 U	1.0 U	1.0 U	**0.41 J**	1.0 U	1.0 U	1.0 U	1.0 U
Trichloroethylene	µg/L	1.0 U	1.0 U	1.0 U	1.0 U	1.0 U	1.0 U	1.0 U	1.0 U	1.0 U	1.0 U	1.0 U	1.0 U
Xylenes, total	µg/L	2.0 U	2.0 U	2.0 U	2.0 U	2.0 U	2.0 U	**1.6 J**	**2.2**	2.0 U	**2.4**	**1.6 J**	**0.65 J**
Semivolatile Organic Compounds													
2-Methylnaphthalene	µg/L	**0.44**	**0.51**	**0.92**	**5.4**	**4.4**	**11**	**0.39 J**	**1.8 J**	10 U	**4.2 J**	**1.1 J**	10 U
Acenaphthene	µg/L	0.2 U	**2.2**	**3.5**	**12**	**15**	**18**	**8.9 J**	**13**	10 U	**8.5 J**	**2.7 J**	10 U
Acenaphthylene	µg/L	0.2 U	0.2 U	0.2 U	0.2 U	0.2 U	10 U	10 U	10 U	10 U	10 U	10 U	10 U
Anthracene	µg/L	0.2 U	0.2 U	0.2 U	0.2 U	0.2 U	10 U	10 U	10 U	10 U	10 U	10 U	10 U
Benz(a)anthracene	µg/L	0.2 U	0.2 U	0.2 U	0.2 U	0.2 U	10 U	10 U	10 U	10 U	10 U	10 U	10 U
Benzo(a)pyrene	µg/L	0.2 U	0.2 U	0.2 U	0.2 U	0.2 U	10 U	10 U	10 U	10 U	10 U	10 U	10 U
Benzo(b)fluoranthene	µg/L	0.2 U	0.2 U	0.2 U	0.2 U	0.2 U	10 U	10 U	10 U	10 U	10 U	10 U	10 U
Benzo(g,h,i)perylene	µg/L	0.2 U	0.2 U	0.2 U	0.2 U	0.2 U	10 U	10 U	10 U	10 U	10 U	10 U	10 U
Benzo(k)fluoranthene	µg/L	0.2 U	0.2 U	0.2 U	0.2 U	0.2 U	10 U	10 U	10 U	10 U	10 U	10 U	10 U
Chrysene	µg/L	0.2 U	0.2 U	0.2 U	0.2 U	0.2 U	10 U	10 U	10 U	10 U	10 U	10 U	10 U
Dibenzo(a,h)anthracene	µg/L	0.2 U	0.2 U	0.2 U	0.2 U	0.2 U	10 U	10 U	10 U	10 U	10 U	10 U	10 U
Dibenzofuran	µg/L	0.2 U	0.2 U	0.2 U	0.2 U	0.2 U	10 U	10 U	10 U	10 U	10 U	10 U	10 U
Fluoranthene	µg/L	0.2 U	0.2 U	0.2 U	0.2 U	0.2 U	10 U	10 U	10 U	10 U	10 U	10 U	10 U
Fluorene	µg/L	0.2 U	0.2 U	**0.28**	**0.83**	**1.2**	10 U	**0.82 J**	**1.2 J**	10 U	10 U	10 U	10 U
Indeno(1,2,3-cd)pyrene	µg/L	0.2 U	0.2 U	0.2 U	0.2 U	0.2 U	10 U	10 U	10 U	10 U	10 U	10 U	10 U
Naphthalene	µg/L	**0.21**	**0.66**	**0.23**	**17**	**16**	**47**	10 U	**0.95 J**	10 U	**11**	**4.8 J**	**1.2 J**
Phenanthrene	µg/L	0.2 U	0.2 U	0.2 U	**0.8**	**0.73**	10 U	**0.5 J**	**0.65 J**	10 U	10 U	10 U	10 U
Pyrene	µg/L	0.2 U	0.2 U	0.2 U	0.2 U	0.2 U	10 U	10 U	10 U	10 U	10 U	10 U	10 U
Inorganic Compounds													
Aluminum (fume or dust)	mg/L	**3.46**	**1.25**	**3.9**	**1.5**	**0.32**	**0.7**	**0.21**	**0.51**	**1.3**	**0.63 N**	**0.37 N**	**0.29**
Antimony	mg/L	0.01 U	0.006 U	0.02 U	0.006 U	0.02 U	0.02 U	0.02 U	0.02 U	0.02 U	0.020 U	0.02 U	0.02 U
Arsenic	mg/L	0.01 U	0.01 U	0.01 U	0.01 U	0.01 U	0.01 U	0.01 U	**0.0034 B**	0.01 U	0.010 U	**0.0052 B**	**0.0053 B**
Barium	mg/L	**0.544**	**0.45**	**0.76**	**0.56**	**0.36**	**0.38**	**0.54**	**0.42**	**0.27**	**0.45**	**0.5**	**0.82**
Beryllium	mg/L	0.005 U	0.004 U	0.004 U	0.004 U	0.004 U	0.004 U	0.004 U	0.004 U	0.004 U	0.0040 U	0.004 U	0.004 U
Cadmium	mg/L	0.002 U	0.005 U	0.005 U	0.005 U	0.005 U	0.005 U	**0.0009 B**	0.005 U	0.005 U	0.0050 U	**0.00088 B**	**0.0032 B**
Calcium metal	mg/L	**48.6**	**45.1**	**58**	**45**	**35**	**36**	**51**	**38**	**20**	**42**	**53**	**82**
Chromium	mg/L	**0.0053**	0.01 U	0.01 U	0.01 U	0.01 U	0.01 U	0.01 U	0.01 U	0.01 U	0.010 U	0.01 U	**0.0017 B**
Cobalt	mg/L	0.007 U	0.01 U	0.01 U	0.01 U	0.01 U	0.01 U	**0.0047 B**	**0.0036 B**	**0.014**	**0.0030 B**	**0.0027 B**	**0.0047 B**
Copper	mg/L	0.025 U	0.02 U	0.02 U	0.02 U	0.02 U	0.02 U	**0.0037 B**	**0.0022 B**	**0.0027 B**	**0.0018 B**	0.02 U	**0.0018 B**
Cyanide	mg/L	0.01 U	0.01 U	0.01 U	0.01 U	0.01 U	0.015 U	0.01 U	0.01 U	0.01 U	0.010 U	0.01 U	0.01 U
Iron	mg/L	--	--	--	--	--	--	--	--	--	--	--	--
Lead	mg/L	**0.0073**	0.005 U	**0.013**	0.005 U	0.005 U	0.005 U	0.005 U	0.005 U	0.005 U	0.0050 U	0.005 U	0.005 U
Magnesium	mg/L	**43.3**	**35.8**	**37**	**23**	**17**	**18**	**25**	**19**	**17**	**21**	**28**	**43**
Manganese	mg/L	--	--	--	--	--	--	--	--	--	--	--	--
Mercury	mg/L	0.0002 U	0.0002 U	0.0002 U	0.0002 U	0.0002 U	0.0002 U	0.0002 U	0.0002 U	0.0002 U	0.00020 U	0.0002 U	0.00020 U
Nickel	mg/L	0.04 U	0.04 U	0.04 U	0.04 U	0.04 U	0.04 U	0.04 U	0.04 U	**0.0078 B**	0.040 U	0.04 U	0.04 U
Potassium	mg/L	**21.7**	**17.7**	**20**	**6.8**	**5.1**	**7**	**8.1**	**6.8**	**3**	**7.0**	**13**	**17**
Selenium	mg/L	0.005 U	0.01 U	0.01 U	0.01 U	0.01 U	0.01 U	0.01 U	0.01 U	0.01 U	0.010 U	0.01 U	0.01 U
Sodium	mg/L	**323**	**286**	**54**	**79**	**55**	**70**	**97**	**73**	**35**	**81**	**150**	**180**
Thallium	mg/L	0.001 U	0.001 U	0.002 U	0.001 U	0.001 U	0.002 U	0.002 U	0.002 UW	0.002 UW	0.0020 U	0.002 UN	0.002 U
Vanadium (fume or dust)	mg/L	**0.0082**	0.01 U	0.01 U	0.01 U	0.01 U	0.01 U	0.01 U	0.01 U	**0.0037 B**	0.010 U	0.01 U	0.01 U
Zinc	mg/L	**0.0216**	0.02 U	**0.044**	0.02 U	0.02 U	**0.03**	**0.033**	**0.0063 B**	**0.017 B**	**0.026**	0.02 U	**0.012 B**

Notes:
mg/L = milligrams per liter
µg/L = micrograms per liter
Data Qualifier Definitions:
-- - Not analyzed
B (Inorganics) - Estimated analyte concentration
Bold - analyte detected
D - Analyte concentration reported from secondary dilution
J - Estimated analyte concentration
JB (Organic) - Estimated analyte concentration; analyte detected in method blank
JM (Organic) - Estimated analyte concentration; spike sample recovery outside control limits
M (Organic) - Spike sample recovery outside control limits
N - Spike sample recovery outside of control limits
U - Analyte not detected at referenced detection limit
UJ - Analyte not detected; low method bias and/or matrix interference
UN - Analyte not detected; spiked sample recovery outside of control limits
UR - Analyte not detected; data rejected
UWN - Analyte not detected; post digestion spike and spike sample recovery outside control limits

Appendix E-3
Summary of Historical Ground Water Sampling Data - Decommissioned Wells
Atlanta Gas Light Company
Former Manufactured Gas Plant Site
Augusta, Ga

Chemical Name	Location ID	TLC-01D			TLC-01S		TLC-02S					
	Sample Date	1/18/2002	7/18/2001	1/23/2001	1/18/2002	1/23/2001	4/4/2002	3/8/2002	3/8/2002	1/18/2002	7/17/2001	1/23/2001
	Sample ID	TLC01D-011802	TLC01D-071801	TLC01D 012301	TLC01S-011802	TLC01S 012301	TLC02S-040402	TLC2S-030802	TLC2S-030802 SOLUBLE	TLC02S-011802	TLC02S-071701	TLC02S 012301
	Unit											
Volatile Organic Compounds												
Acetone	mg/L	0.5 U	**0.5 R**	0.25 U	**0.032**	**0.035**	--	**3.8**	--	5 U	0.62 U	2.5 U
Benzene	mg/L	**1.8**	**2**	**1.8**	**0.099**	**0.00036 JB**	**20**	**9.8**	--	**21**	**25 D**	**21**
Carbon Disulfide	mg/L	0.02 U	0.02 U	0.01 U	0.001 U	0.001 U	--	0.05 U	--	0.2 U	0.025 U	0.1 U
Dichloromethane	mg/L	0.1 U	0.1 U	0.05 U	0.005 U	0.005 U	1 U	0.25 U	--	1 U	0.12 U	0.5 U
Ethylbenzene	mg/L	**0.46**	**0.24**	**0.24**	**0.012**	**0.00033 J**	**1.4**	**0.52**	--	**0.86**	**1.4**	**1.2**
Toluene	mg/L	**0.26**	**0.21**	**0.46**	**0.016**	**0.0004 J**	0.2 U	0.05 U	--	0.2 U	**0.041**	0.1 U
Trichloroethylene	mg/L	0.02 U	0.02 U	0.01 U	0.001 U	0.001 U	0.2 U	0.05 U	--	0.2 U	**0.012 J**	0.1 U
Xylenes, total	mg/L	**0.39**	**0.24**	**0.25**	**0.012**	**0.00061 J**	--	**0.36**	--	**0.57**	**1.3**	**0.93**
Semivolatile Organic Compounds												
2-Methylnaphthalene	mg/L	**0.19 DJ**	**0.081**	**0.09**	--	**0.00041 J**	--	**1.5**	--	**0.77 DJ**	**0.94**	0.01 U
Acenaphthene	mg/L	**0.055**	**0.021 J**	**0.015**	--	**0.00081 J**	**0.17 J**	**0.22**	--	**0.069**	**0.092**	0.01 U
Acenaphthylene	mg/L	**0.015**	**0.0098 J**	**0.028**	--	0.01 U	0.25 U	**0.014 J**	--	0.01 U	0.05 U	0.01 U
Anthracene	mg/L	**0.0044 J**	**0.002 J**	**0.0019 J**	--	0.01 U	**0.018 J**	**0.076 J**	--	**0.0079 J**	**0.0078 J**	0.01 U
Benz(a)anthracene	mg/L	**0.00051 J**	0.05 U	0.01 U	--	0.01 U	0.25 U	**0.024 J**	--	**0.00062 J**	0.05 U	0.01 U
Benzo(a)pyrene	mg/L	0.01 U	0.05 U	0.01 U	--	0.01 U	0.25 U	**0.014 J**	--	0.01 U	0.05 U	0.01 U
Benzo(b)fluoranthene	mg/L	0.01 U	0.05 U	0.01 U	--	0.01 U	0.25 U	**0.011 J**	--	0.01 U	0.05 U	0.01 U
Benzo(g,h,i)perylene	mg/L	0.01 U	0.05 UJ	0.01 U	--	0.01 U	0.25 U	**0.01 J**	--	0.01 U	0.05 U	0.01 U
Benzo(k)fluoranthene	mg/L	0.01 U	0.05 U	0.01 U	--	0.01 U	0.25 U	**0.0086 J**	--	0.01 U	0.05 U	0.01 U
Chrysene	mg/L	0.01 U	0.05 U	0.01 U	--	0.01 U	0.25 U	**0.016 J**	--	0.01 U	0.05 U	0.01 U
Dibenzo(a,h)anthracene	mg/L	0.01 U	0.05 UJ	0.01 U	--	0.01 U	0.25 U	0.1 U	--	0.01 U	0.05 U	0.01 U
Dibenzofuran	mg/L	**0.0056 J**	**0.0024 J**	**0.003 J**	--	0.01 U	--	**0.052 J**	--	**0.017**	**0.021 J**	0.01 U
Fluoranthene	mg/L	**0.0032 J**	0.05 U	0.01 U	--	0.01 U	0.25 U	**0.055 J**	--	**0.0024 J**	**0.0023 J**	0.01 U
Fluorene	mg/L	**0.026**	**0.01 J**	**0.011**	--	0.01 U	**0.074 J**	**0.11**	--	**0.029**	**0.039 J**	0.01 U
Indeno(1,2,3-cd)pyrene	mg/L	0.01 U	0.05 UJ	0.01 U	--	0.01 U	0.25 U	**0.014 J**	--	0.01 U	0.05 U	0.01 U
Naphthalene	mg/L	**1.7 D**	**0.67**	**1.1 D**	--	**0.0056 J**	**11 D**	**13 D**	--	**9.5 D**	**12 D**	0.01 U
Phenanthrene	mg/L	**0.026**	**0.01 J**	**0.012**	--	0.01 U	**0.067 J**	**0.2**	--	**0.028**	**0.031 J**	0.01 U
Pyrene	mg/L	**0.0038 J**	0.05 U	**0.0019 J**	--	0.01 U	**0.014 J**	**0.045 J**	--	**0.0028 J**	0.05 U	0.01 U
Inorganic Compounds												
Aluminum (fume or dust)	mg/L	--	**1.1**	**2.5 N**	--	**1.1 N**	--	--	--	**0.039 B**	**0.06 BN**	**0.44 N**
Antimony	mg/L	--	0.02 U	0.02 U	--	0.02 U	--	--	--	0.02 U	0.02 U	0.02 U
Arsenic	mg/L	--	0.01 U	**0.0033 B**	--	0.01 U	--	--	--	0.01 U	**0.0065 B**	**0.0035 B**
Barium	mg/L	--	**0.31**	**0.36**	--	**0.38**	--	--	--	**0.67**	**0.56**	**0.63**
Beryllium	mg/L	--	0.004 U	0.004 U	--	0.004 U	--	--	--	0.004 U	0.004 U	0.004 U
Cadmium	mg/L	--	0.005 U	**0.0022 B**	--	**0.0015 B**	--	--	--	0.005 U	0.005 U	**0.00078 B**
Calcium metal	mg/L	--	**18**	**17**	--	**18**	--	--	--	**200**	**170**	**200**
Chromium	mg/L	--	**0.0023 J**	**0.0074 B**	--	**0.0021 B**	--	--	--	0.01 U	0.01 U	0.01 U
Cobalt	mg/L	--	**0.004 J**	**0.0057 B**	--	**0.0078 B**	--	--	--	**0.0052 B**	**0.0042 B**	**0.0063 B**
Copper	mg/L	--	0.0012 U	**0.022**	--	**0.0060 B**	--	--	--	**0.002 B**	**0.0017 B**	**0.0038 B**
Cyanide	mg/L	--	**0.026**	**0.028**	--	**0.045**	--	**1.5**	**1.4**	**1.4**	**1.3**	**0.77**
Iron	mg/L	--	**55**	**71**	--	**49**	--	--	--	**20**	**20**	**23**
Lead	mg/L	--	0.005 U	**0.0024 B**	--	**0.0022 B**	--	--	--	0.005 U	0.005 U	**0.0025 B**
Magnesium	mg/L	--	**20**	**19**	--	**26**	--	--	--	**25**	**22**	**26**
Manganese	mg/L	--	**0.92**	**1.0**	--	**1.9**	--	--	--	**1.6**	**1.6**	**1.8**
Mercury	mg/L	--	0.0002 U	0.00020 U	--	0.00020 U	--	--	--	0.0002 U	0.0002 U	0.00020 U
Nickel	mg/L	--	0.04 U	**0.019 B**	--	**0.013 B**	--	--	--	0.04 U	0.04 U	0.04 U
Potassium	mg/L	--	**3.5**	**2.8**	--	**3.5**	--	--	--	**10**	**9.7**	**9.4**
Selenium	mg/L	--	0.01 U	0.01 U	--	0.01 U	--	--	--	**0.0058 B**	0.01 U	0.01 U
Sodium	mg/L	--	**55**	**52**	--	**21**	--	--	--	**16**	**14**	**17**
Thallium	mg/L	--	0.002 U	0.002 U	--	0.002 UW	--	--	--	0.002 UW	0.002 UN	0.002 UW
Vanadium (fume or dust)	mg/L	--	0.01 U	**0.0051 B**	--	0.01 U	--	--	--	**0.0031 B**	0.01 U	**0.0025 B**
Zinc	mg/L	--	**0.0086 J**	**0.015 B**	--	**0.0095 B**	--	--	--	0.02 U	0.02 U	0.02 U

Notes:
mg/L = milligrams per liter

Data Qualifier Definitions:
-- - Not analyzed
B (Inorganics) - Estimated analyte concentration
Bold - analyte detected
D - Analyte concentration reported from secondary dilution
DB - Analyte concentration reported from secondary dilution; analyte detected in method blank
J - Estimated analyte concentration
JB (Organic) - Estimated analyte concentration; analyte detected in method blank
JM (Organic) - Estimated analyte concentration; spike sample recovery outside control limits
M (Organic) - Spike sample recovery outside control limits
N - Spike sample recovery outside of control limits
U - Analyte not detected at referenced detection limit
UJ - Analyte not detected; low method bias and/or matrix interference
UN - Analyte not detected; spiked sample recovery outside of control limits
UR - Analyte not detected; data rejected
UWN - Analyte not detected; post digestion spike and spike sample recovery outside control limits

Appendix E-3
Summary of Historical Ground Water Sampling Data - Decommissioned Wells
Atlanta Gas Light Company
Former Manufactured Gas Plant Site
Augusta, Ga

Chemical Name	Location ID	TLC-03D				TLC-03S				
	Sample Date	1/21/2002	1/21/2002	7/13/2001	1/23/2001	3/8/2002	3/8/2002	1/21/2002	7/13/2001	1/23/2001
	Sample ID	TLC03D-012102	TLC03SDUP-012102	TLC03D-071301	TLC03D 012301	TLC03S-030802 SOLUBLE	TLC3S-030802	TLC03S-012102	TLC03S-071301	TLC03S-012301
	Unit									
Volatile Organic Compounds										
Acetone	mg/L	**0.021 J**	0.025 U	0.025 U	0.025 U	--	0.025 U	0.025 U	0.025 U	0.025 U
Benzene	mg/L	**0.0006 J**	**0.1**	0.001 U	0.001 U	--	**0.19 D**	**0.12**	0.001 U	**0.012**
Carbon Disulfide	mg/L	0.001 U	0.001 U	0.001 U	0.001 U	--	0.001 U	0.001 U	0.001 U	0.001 U
Dichloromethane	mg/L	0.005 U	0.005 U	0.005 U	0.005 U	--	0.005 U	0.005 U	0.005 U	**0.0012 JB**
Ethylbenzene	mg/L	0.001 U	0.001 U	0.001 U	0.001 U	--	0.001 U	0.001 U	0.001 U	**0.00013 J**
Toluene	mg/L	0.001 U	0.001 U	0.001 U	0.001 U	--	0.001 U	0.001 U	0.001 U	0.001 U
Trichloroethylene	mg/L	0.001 U	0.001 U	0.001 U	0.001 U	--	0.001 U	0.001 U	0.001 U	0.001 U
Xylenes, total	mg/L	0.002 U	0.002 U	0.002 U	0.002 U	--	0.002 U	0.002 U	0.002 U	0.002 U
Semivolatile Organic Compounds										
2-Methylnaphthalene	mg/L	0.01 U	0.01 U	0.01 U	0.01 U	--	0.01 U	0.01 U	0.01 U	0.01 U
Acenaphthene	mg/L	0.01 U	**0.024**	0.01 U	0.01 U	--	**0.021**	**0.025**	**0.019**	**0.025**
Acenaphthylene	mg/L	0.01 U	**0.001 J**	0.01 U	0.01 U	--	**0.00098 J**	0.01 U	0.01 U	0.01 U
Anthracene	mg/L	0.01 U	**0.00074 J**	0.01 U	0.01 U	--	0.01 U	**0.00085 J**	0.01 U	0.01 U
Benz(a)anthracene	mg/L	0.01 U	0.01 U	0.01 U	0.01 U	--	**0.00047 J**	**0.00041 J**	0.01 U	0.01 U
Benzo(a)pyrene	mg/L	0.01 U	0.01 U	0.01 U	0.01 U	--	0.01 U	0.01 U	0.01 U	0.01 U
Benzo(b)fluoranthene	mg/L	0.01 U	0.01 U	0.01 U	0.01 U	--	0.01 U	0.01 U	0.01 U	0.01 U
Benzo(g,h,i)perylene	mg/L	0.01 U	0.01 U	0.01 U	0.01 U	--	0.01 U	0.01 U	0.01 U	0.01 U
Benzo(k)fluoranthene	mg/L	0.01 U	0.01 U	0.01 U	0.01 U	--	0.01 U	0.01 U	0.01 U	0.01 U
Chrysene	mg/L	0.01 U	0.01 U	0.01 U	0.01 U	--	0.01 U	0.01 U	0.01 U	0.01 U
Dibenzo(a,h)anthracene	mg/L	0.01 U	0.01 U	0.01 U	0.01 U	--	0.01 U	0.01 U	0.01 U	0.01 U
Dibenzofuran	mg/L	0.01 U	**0.00054 J**	0.01 U	0.01 U	--	0.01 U	0.01 U	0.01 U	0.01 U
Fluoranthene	mg/L	0.01 U	**0.0022 J**	**0.00037 J**	0.01 U	--	**0.0021 J**	**0.0023 J**	**0.0013 J**	**0.0029 J**
Fluorene	mg/L	0.01 U	**0.011**	0.01 U	0.01 U	--	**0.006 J**	**0.012**	**0.0064 J**	**0.011**
Indeno(1,2,3-cd)pyrene	mg/L	0.01 U	0.01 U	0.01 U	0.01 U	--	0.01 U	0.01 U	0.01 U	0.01 U
Naphthalene	mg/L	0.01 U	0.01 U	0.01 U	0.01 U	--	0.01 U	0.01 U	0.01 U	0.01 U
Phenanthrene	mg/L	0.01 U	0.01 U	0.01 U	0.01 U	--	0.01 U	0.01 U	0.01 U	0.01 U
Pyrene	mg/L	0.01 U	**0.002 J**	0.01 U	0.01 U	--	**0.0017 J**	**0.0021 J**	**0.0013 J**	**0.0025 J**
Inorganic Compounds										
Aluminum (fume or dust)	mg/L	0.031 U	0.2 U	**0.37**	**16 N**	--	--	0.2 U	**0.053 B**	**0.3**
Antimony	mg/L	0.02 U	0.02 U	0.02 U	0.02 U	--	--	0.02 U	0.02 U	0.02 U
Arsenic	mg/L	0.01 U	0.01 U	0.01 U	0.01 U	--	--	0.01 U	0.01 U	0.01 U
Barium	mg/L	**0.072**	**0.8**	**0.067**	**0.092**	--	--	**0.79**	**0.077**	**0.32**
Beryllium	mg/L	0.004 U	0.004 U	0.004 U	0.004 U	--	--	0.004 U	0.004 U	0.004 U
Cadmium	mg/L	0.005 U	0.005 U	0.005 U	0.005 U	--	--	0.005 U	0.005 U	0.005 U
Calcium metal	mg/L	**53**	**120**	**53**	**53**	--	--	**120**	**100**	**100**
Chromium	mg/L	0.01 U	0.01 U	0.01 U	**0.016**	--	--	0.01 U	0.01 U	0.01 U
Cobalt	mg/L	**0.0045 B**	**0.0019 B**	**0.0042 B**	**0.0071 B**	--	--	**0.0017 B**	**0.0017 B**	**0.002 B**
Copper	mg/L	0.0019 U	**0.0014 B**	0.02 U	**0.016 B**	--	--	**0.0016 B**	0.02 U	**0.00099 B**
Cyanide	mg/L	0.01 U	**0.37**	0.01 U	0.01 U	**0.55**	**0.63**	**0.31**	**0.11**	**0.064**
Iron	mg/L	**0.19**	**8.7**	**0.31**	**4.3**	--	--	**8.5**	**0.49**	**8.8**
Lead	mg/L	0.0024 U	**0.0024 B**	0.005 U	**0.0067**	--	--	0.005 U	0.005 U	0.005 U
Magnesium	mg/L	**33**	**20**	**32**	**32**	--	--	**20**	**18**	**17**
Manganese	mg/L	**0.68**	**0.26**	**0.71**	**0.75**	--	--	**0.25**	**0.12**	**0.31**
Mercury	mg/L	0.0002 U	0.0002 U	0.0002 U	0.00020 U	--	--	0.0002 U	0.0002 U	0.00020 U
Nickel	mg/L	0.04 U	0.04 U	0.04 U	**0.0087 B**	--	--	0.04 U	0.04 U	0.04 U
Potassium	mg/L	**19**	**5.3**	**19**	**19**	--	--	**5.2**	**3.1**	**4.1**
Selenium	mg/L	0.01 U	**0.005 B**	0.01 U	0.01 U	--	--	0.01 U	0.01 U	0.01 U
Sodium	mg/L	**80**	**13**	**80**	**81**	--	--	**13**	**15**	**12**
Thallium	mg/L	0.002 UJ	0.002 U	0.002 UW	0.002 U	--	--	0.002 U	0.002 U	0.002 U
Vanadium (fume or dust)	mg/L	0.01 U	0.01 U	0.01 U	**0.016**	--	--	0.01 U	0.01 U	0.01 U
Zinc	mg/L	**0.012 B**	**0.0072 B**	0.02 U	**0.017 B**	--	--	0.02 U	0.02 U	0.02 U

Notes:
mg/L = milligrams per liter

Data Qualifier Definitions:
-- - Not analyzed
B (Inorganics) - Estimated analyte concentration
Bold - analyte detected
D - Analyte concentration reported from secondary dilution
DB - Analyte concentration reported from secondary dilution; analyte detected in method blank
J - Estimated analyte concentration
JB (Organic) - Estimated analyte concentration; analyte detected in method blank
JM (Organic) - Estimated analyte concentration; spike sample recovery outside control limits
M (Organic) - Spike sample recovery outside control limits
N - Spike sample recovery outside of control limits
U - Analyte not detected at referenced detection limit
UJ - Analyte not detected; low method bias and/or matrix interference
UN - Analyte not detected; spiked sample recovery outside of control limits
UR - Analyte not detected; data rejected
UWN - Analyte not detected; post digestion spike and spike sample recovery outside control limits

Appendix E-3
Summary of Historical Ground Water Sampling Data - Decommissioned Wells
Atlanta Gas Light Company
Former Manufactured Gas Plant Site
Augusta, Ga

Chemical Name	Location ID	TLC-04D							TLC-04S						
	Sample Date	7/18/2003	1/15/2003	7/15/2002	1/15/2002	7/12/2001	1/22/2001	1/22/2001	1/20/2004	7/18/2003	1/15/2003	7/15/2002	1/15/2002	7/12/2001	1/22/2001
	Sample ID	TLC-4D-Q3-03	TLC04D-011503	TLC04D-071502	TLC4D-011502	TLC04D-071201	010104D 012201	TLC04D 012201	TLC-4S-Q1-04	TLC-4S-Q3-03	TLC04S-011503	TLC04S-071502	TLC4S-011502	TLC04S-071201	TLC04S 012201
	Unit														
Volatile Organic Compounds															
Acetone	mg/L	0.025 U	0.025 U	0.025 U	0.025 U	0.25 U	0.025 U	0.12 U	0.5 U	0.025 U	0.025 U	0.025 U	0.025 U	0.025 U	0.12 U
Benzene	mg/L	0.001 U	0.001 U	0.001 U	0.001 U	**0.0022 J**	0.001 U	0.005 U	0.02 U	0.001 U	0.001 U	0.001 U	0.001 U	0.001 U	0.005 U
Carbon Disulfide	mg/L	**0.004**	0.001 UJ	0.001 U	0.001 U	0.01 U	0.001 U	0.005 U	0.02 U	0.001 U	0.001 UJ	0.001 U	0.001 U	0.001 U	0.005 U
Dichloromethane	mg/L	0.005 U	0.005 UJ	**0.00043 J**	0.005 U	0.05 U	0.005 U	0.025 U	0.1 U	0.005 U	0.005 UJ	0.005 U	0.005 U	0.005 U	0.025 U
Ethylbenzene	mg/L	0.001 U	0.001 U	0.001 U	0.001 U	0.01 U	0.001 U	0.005 U	0.02 U	0.001 U	0.001 U	**0.00019 J**	0.001 U	0.001 U	0.005 U
Toluene	mg/L	0.001 U	0.001 U	0.001 U	0.001 U	0.01 U	0.001 U	0.005 U	0.02 U	0.001 U	0.001 U	**0.00055 J**	0.001 U	0.001 U	0.005 U
Trichloroethylene	mg/L	0.001 U	0.001 U	0.001 U	0.001 U	0.01 U	0.001 U	0.005 U	0.02 U	0.001 U	0.001 U	0.001 U	0.001 U	0.001 U	0.005 U
Xylenes, total	mg/L	0.002 U	0.002 U	0.002 U	0.002 U	0.02 U	0.002 U	0.01 U	0.04 U	0.002 U	0.002 U	**0.00036 J**	0.002 U	0.002 U	0.01 U
Semivolatile Organic Compounds															
2-Methylnaphthalene	mg/L	0.01 U	0.01 U	0.01 U	0.01 U	0.01 U	0.01 U	0.01 U	0.0002 U	0.01 U	0.01 U	0.01 U	0.01 U	0.01 U	0.01 U
Acenaphthene	mg/L	0.01 U	**0.00039 J**	**0.00043 J**	0.01 U	**0.00046 J**	0.01 U	**0.00055 J**	0.0002 U	0.01 U	0.01 U	0.01 U	0.01 U	0.01 U	**0.0015 J**
Acenaphthylene	mg/L	0.01 U	0.01 U	0.01 U	**0.00067 J**	0.01 U	0.01 U	0.01 U	0.0002 U	0.01 U	0.01 U	0.01 U	0.01 U	0.01 U	0.01 U
Anthracene	mg/L	0.01 U	0.01 U	0.01 U	0.01 U	0.01 U	0.01 U	0.01 U	0.0002 U	0.01 U	0.01 U	0.01 U	0.01 U	0.01 U	0.01 U
Benz(a)anthracene	mg/L	0.01 U	0.01 U	0.01 U	0.01 U	0.01 U	0.01 U	0.01 U	0.0002 U	0.01 U	0.01 U	0.01 U	0.01 U	0.01 U	0.01 U
Benzo(a)pyrene	mg/L	0.01 U	0.01 U	0.01 U	0.01 U	0.01 U	0.01 U	0.01 U	0.0002 U	0.01 U	0.01 U	0.01 U	0.01 U	0.01 U	0.01 U
Benzo(b)fluoranthene	mg/L	0.01 U	0.01 U	0.01 U	0.01 U	0.01 U	0.01 U	0.01 U	0.0002 U	0.01 U	0.01 U	0.01 U	0.01 U	0.01 U	0.01 U
Benzo(g,h,i)perylene	mg/L	0.01 U	0.01 U	0.01 U	0.01 U	0.01 U	0.01 U	0.01 U	0.0002 U	0.01 U	0.01 U	0.01 U	0.01 U	0.01 U	0.01 U
Benzo(k)fluoranthene	mg/L	0.01 U	0.01 U	0.01 U	0.01 U	0.01 U	0.01 U	0.01 U	0.0002 U	0.01 U	0.01 U	0.01 U	0.01 U	0.01 U	0.01 U
Chrysene	mg/L	0.01 U	0.01 U	0.01 U	0.01 U	0.01 U	0.01 U	0.01 U	0.0002 U	0.01 U	0.01 U	0.01 U	0.01 U	0.01 U	0.01 U
Dibenzo(a,h)anthracene	mg/L	0.01 U	0.01 U	0.01 U	0.01 U	0.01 U	0.01 U	0.01 U	0.0002 U	0.01 U	0.01 U	0.01 U	0.01 U	0.01 U	0.01 U
Dibenzofuran	mg/L	0.01 U	0.01 U	0.01 U	0.01 U	0.01 U	0.01 U	0.01 U	**0.00029**	0.01 U	0.01 U	0.01 U	0.01 U	0.01 U	0.01 U
Fluoranthene	mg/L	0.01 U	0.01 U	0.01 U	0.01 U	0.01 U	0.01 U	0.01 U	0.0002 U	0.01 U	0.01 U	0.01 U	0.01 U	0.01 U	0.01 U
Fluorene	mg/L	0.01 U	0.01 U	0.01 U	0.01 U	0.01 U	0.01 U	0.01 U	0.0002 U	0.01 U	0.01 U	0.01 U	0.01 U	0.01 U	0.01 U
Indeno(1,2,3-cd)pyrene	mg/L	0.01 U	0.01 U	0.01 U	0.01 U	0.01 U	0.01 U	0.01 U	0.0002 U	0.01 U	0.01 U	0.01 U	0.01 U	0.01 U	0.01 U
Naphthalene	mg/L	0.01 U	0.01 U	0.01 U	0.01 U	0.01 U	0.01 U	0.01 U	0.0002 U	0.01 U	0.01 U	0.01 U	0.01 U	0.01 U	0.01 U
Phenanthrene	mg/L	0.01 U	0.01 U	0.01 U	0.01 U	0.01 U	0.01 U	0.01 U	0.0002 U	0.01 U	0.01 U	0.01 U	0.01 U	0.01 U	**0.00079 J**
Pyrene	mg/L	0.01 U	0.01 U	0.01 U	0.01 U	0.01 U	0.01 U	0.01 U	0.0002 U	0.01 U	0.01 U	0.01 U	0.01 U	0.01 U	0.01 U
Inorganic Compounds															
Aluminum (fume or dust)	mg/L	**2.6**	**2.7**	**2.9**	**0.059 BN**	**0.13 B**	**0.91**	**0.53**	0.2 U	**0.8**	**0.91**	**4.5**	**0.30 N**	**0.87**	**6.0**
Antimony	mg/L	0.02 U	0.020 U	0.02 U	0.020 U	0.02 U	0.02 U	0.02 U	0.02 U	0.02 U	0.020 U	0.02 U	0.020 U	0.02 U	0.02 U
Arsenic	mg/L	0.01 U	0.010 U	0.01 U	0.010 U	0.01 U	0.01 U	0.01 U	0.01 U	0.01 U	0.010 U	0.01 U	0.010 U	0.01 U	0.01 U
Barium	mg/L	**0.14**	**0.15**	**0.13**	**0.13**	**0.14**	**0.14**	**0.14**	**0.19**	**0.17**	**0.16**	**0.18**	**0.18**	**0.17**	**0.19**
Beryllium	mg/L	0.004 U	0.0040 U	0.004 U	0.0040 U	0.004 U	0.004 U	0.004 U	0.004 U	0.004 U	0.0040 U	0.004 U	0.0040 U	0.004 U	0.004 U
Cadmium	mg/L	0.005 U	0.0050 U	0.005 U	0.0050 U	0.005 U	0.005 U	0.005 U	0.005 U	0.005 U	0.0050 U	0.005 U	0.0050 U	0.005 U	0.005 U
Calcium metal	mg/L	**41**	**44**	**43**	**43**	**45**	**42**	**40**	**50**	**43**	**38**	**37**	**38**	**39**	**37**
Chromium	mg/L	0.01 U	0.0033 U	**0.0028 B**	0.010 U	0.01 U	0.01 U	0.01 U	0.01 U	0.01 U	0.010 U	**0.0043 B**	0.010 U	0.01 U	**0.0060 B**
Cobalt	mg/L	0.01 U	**0.0016 B**	**0.0015 B**	0.010 U	0.01 U	0.01 U	0.01 U	0.01 U	0.01 U	**0.0027 B**	**0.002 B**	0.010 U	0.01 U	**0.0022 B**
Copper	mg/L	0.02 U	0.0017 U	**0.002 B**	0.020 U	0.02 U	**0.0016 B**	**0.0033 B**	0.02 U	0.02 U	0.0014 U	**0.0024 B**	0.020 U	0.02 U	**0.0026 B**
Cyanide	mg/L	0.015 U	0.010 UJ	0.01 U	0.010 U	0.01 U	0.01 U	0.01 U	0.01 U	0.015 U	0.010 UJ	0.01 U	0.010 U	0.01 U	0.01 U
Iron	mg/L	**3.1**	**3.6**	**2.5 N**	**2.1 N**	**3.3**	**4.2 N**	**3.9 N**	**0.48**	**1**	**0.79**	**2.8 N**	**0.70 N**	**0.53**	**3.9 N**
Lead	mg/L	0.005 U	0.0018 U	**0.002 B**	0.0050 U	0.005 U	0.005 U	0.005 U	0.005 U	0.005 U	0.0050 U	**0.002 B**	0.0050 U	0.005 U	**0.0017 B**
Magnesium	mg/L	**26**	**25**	**24**	**25**	**26**	**24**	**23**	**26**	**25**	**20**	**19**	**20**	**21**	**20**
Manganese	mg/L	**1.4**	**1.4**	**1.3**	**1.4**	**1.4**	**1.3**	**1.3**	**1.6**	**1.4**	**1.3**	**1.3**	**1.3**	**1.3**	**1.3**
Mercury	mg/L	0.0002 U	0.00020 U	0.0002 U	0.00020 U	0.0002 U	0.00020 U	0.00020 U	0.0002 U	0.0002 U	0.00020 U	0.0002 U	0.00020 U	0.0002 U	0.00020 U
Nickel	mg/L	0.04 U	0.040 U	0.04 U	0.040 U	0.04 U	0.04 U	0.04 U	0.04 U	0.04 U	0.040 U	0.04 U	0.040 U	0.04 U	0.04 U
Potassium	mg/L	**9.5**	**10**	**10**	**11**	**11**	**10**	**10**	**11**	**9.6**	**9.6**	**9.9**	**9.8**	**10**	**9.9**
Selenium	mg/L	**0.02**	0.010 U	0.01 U	0.010 U	0.01 U	0.01 U	0.01 U	0.01 U	**0.02**	0.010 U	**0.0044 B**	0.010 U	0.01 U	0.01 U
Sodium	mg/L	**80**	**86**	**80**	**83**	**83**	**81**	**78**	**87**	**79**	**76**	**77**	**78**	**78**	**77**
Thallium	mg/L	0.002 U	0.0020 UJ	0.002 UWN	0.0020 U	0.002 UW	0.002 U	0.002 U	0.001 U	0.002 U	0.0020 UJ	0.002 UWN	0.0020 U	0.002 U	0.002 U
Vanadium (fume or dust)	mg/L	0.01 U	**0.0028 B**	**0.0026 B**	0.010 U	0.01 U	0.01 U	0.01 U	0.01 U	**0.01**	**0.0090 B**	**0.019**	**0.0064 B**	**0.0088 B**	**0.019**
Zinc	mg/L	**0.03**	0.020 U	0.02 U	0.020 U	0.02 U	0.02 U	0.02 U	0.02 U	**0.02**	**0.0078 B**	**0.0069 B**	0.020 U	0.02 U	**0.0093 B**

Notes:
mg/L = milligrams per liter

Data Qualifier Definitions:
-- - Not analyzed
B (Inorganics) - Estimated analyte concentration
Bold - analyte detected
D - Analyte concentration reported from secondary dilution
DB - Analyte concentration reported from secondary dilution; analyte detected in method blank
J - Estimated analyte concentration
JB (Organic) - Estimated analyte concentration; analyte detected in method blank
JM (Organic) - Estimated analyte concentration; spike sample recovery outside control limits
M (Organic) - Spike sample recovery outside control limits
N - Spike sample recovery outside of control limits
U - Analyte not detected at referenced detection limit
UJ - Analyte not detected; low method bias and/or matrix interference
UN - Analyte not detected; spiked sample recovery outside of control limits
UR - Analyte not detected; data rejected
UWN - Analyte not detected; post digestion spike and spike sample recovery outside control limits

Appendix E-3
Summary of Historical Ground Water Sampling Data - Decommissioned Wells
Atlanta Gas Light Company
Former Manufactured Gas Plant Site
Augusta, Ga

Chemical Name	Location ID	TLC-05D							TLC-05S							
	Sample Date	1/20/2004	7/18/2003	1/15/2003	7/15/2002	1/15/2002	7/11/2001	1/19/2001	1/20/2004	7/18/2003	1/15/2003	7/15/2002	7/15/2002	1/15/2002	7/11/2001	1/19/2001
	Sample ID	TLC-5D-Q1-04	TLC-5D-Q3-03	TLC05D-011503	TLC05D-071502	TLC05D-011502	TLC05D-071101	TLC05D-011901	TLC-5S-Q1-04	TLC-5S-Q3-03	TLC05S-011503	TLC05S-071502 DUP	TLC05S-071502	TLC05S-011502	TLC05S-071101	TLC05S011901
	Unit															
Volatile Organic Compounds																
Acetone	mg/L	0.12 U	0.025 U	0.025 U	0.025 U	0.025 U	0.025 U	0.05 U	0.25 U	0.025 U	0.025 U	**0.091**	0.025 U	0.025 U	0.025 U	0.025 U
Benzene	mg/L	0.005 U	0.001 U	0.001 U	0.001 U	0.001 U	0.001 U	**0.0003 J**	0.01 U	0.001 U	0.001 U	0.001 U	0.001 U	0.001 U	0.001 U	0.001 U
Carbon Disulfide	mg/L	0.005 U	0.001 U	0.001 UJ	**0.00039 J**	0.001 U	0.001 U	0.002 U	0.01 U	0.001 U	0.001 UJ	0.001 U	0.001 U	0.001 U	0.001 U	0.001 U
Dichloromethane	mg/L	0.025 U	0.005 U	0.005 UJ	**0.00074 J**	0.005 U	0.005 U	0.01 U	0.05 U	0.005 U	0.005 UJ	**0.00048 J**	0.005 U	0.005 U	0.005 U	0.005 U
Ethylbenzene	mg/L	0.005 U	0.001 U	0.001 U	**0.00036 J**	0.001 U	0.001 U	0.002 U	0.01 U	0.001 U	0.001 U	0.001 U	0.001 U	0.001 U	0.001 U	0.001 U
Toluene	mg/L	0.005 U	0.001 U	0.001 U	**0.00067 J**	0.001 U	0.001 U	0.002 U	0.01 U	0.001 U	0.001 U	0.001 U	0.001 U	0.001 U	0.001 U	0.001 U
Trichloroethylene	mg/L	0.005 U	**0.004**	**0.0036**	**0.0044**	**0.0031**	**0.0028**	**0.0033**	0.01 U	0.001 U	0.001 U	0.001 U	0.001 U	0.001 U	0.001 U	0.001 U
Xylenes, total	mg/L	0.01 U	0.002 U	0.002 U	**0.00072 J**	0.002 U	**0.00046 J**	0.004 U	0.02 U	0.002 U	0.002 U	0.002 U	0.002 U	0.002 U	0.002 U	0.002 U
Semivolatile Organic Compounds																
2-Methylnaphthalene	mg/L	0.0002 U	0.01 U	0.01 U	0.01 U	0.01 U	0.01 U	0.01 U	0.0002 U	0.01 U	0.01 U	0.01 U	0.01 U	0.01 U	0.01 U	0.01 U
Acenaphthene	mg/L	0.0002 U	0.01 U	0.01 U	0.01 U	0.01 U	0.01 U	0.01 U	0.0002 U	0.01 U	0.01 U	0.01 U	0.01 U	0.01 U	**0.00028 J**	0.01 U
Acenaphthylene	mg/L	0.0002 U	0.01 U	0.01 U	0.01 U	0.01 U	0.01 U	0.01 U	0.0002 U	0.01 U	0.01 U	0.01 U	0.01 U	0.01 U	0.01 U	0.01 U
Anthracene	mg/L	0.0002 U	0.01 U	0.01 U	0.01 U	0.01 U	0.01 U	0.01 U	0.0002 U	0.01 U	0.01 U	0.01 U	0.01 U	0.01 U	0.01 U	0.01 U
Benz(a)anthracene	mg/L	0.0002 U	0.01 U	0.01 U	0.01 U	0.01 U	0.01 U	0.01 U	0.0002 U	0.01 U	0.01 U	0.01 U	0.01 U	0.01 U	0.01 U	0.01 U
Benzo(a)pyrene	mg/L	0.0002 U	0.01 U	0.01 U	0.01 U	0.01 U	0.01 U	0.01 U	0.0002 U	0.01 U	0.01 U	0.01 U	0.01 U	0.01 U	0.01 U	0.01 U
Benzo(b)fluoranthene	mg/L	0.0002 U	0.01 U	0.01 U	0.01 U	0.01 U	0.01 U	0.01 U	0.0002 U	0.01 U	0.01 U	0.01 U	0.01 U	0.01 U	0.01 U	0.01 U
Benzo(g,h,i)perylene	mg/L	0.0002 U	0.01 U	0.01 U	0.01 U	0.01 U	0.01 U	0.01 U	0.0002 U	0.01 U	0.01 U	0.01 U	0.01 U	0.01 U	0.01 U	0.01 U
Benzo(k)fluoranthene	mg/L	0.0002 U	0.01 U	0.01 U	0.01 U	0.01 U	0.01 U	0.01 U	0.0002 U	0.01 U	0.01 U	0.01 U	0.01 U	0.01 U	0.01 U	0.01 U
Chrysene	mg/L	0.0002 U	0.01 U	0.01 U	0.01 U	0.01 U	0.01 U	0.01 U	0.0002 U	0.01 U	0.01 U	0.01 U	0.01 U	0.01 U	0.01 U	0.01 U
Dibenzo(a,h)anthracene	mg/L	0.0002 U	0.01 U	0.01 U	0.01 U	0.01 U	0.01 U	0.01 U	0.0002 U	0.01 U	0.01 U	0.01 U	0.01 U	0.01 U	0.01 U	0.01 U
Dibenzofuran	mg/L	0.0002 U	0.01 U	0.01 U	0.01 U	0.01 U	0.01 U	0.01 U	0.0002 U	0.01 U	0.01 U	0.01 U	0.01 U	0.01 U	0.01 U	0.01 U
Fluoranthene	mg/L	**0.00035**	0.01 U	**0.00036 J**	0.01 U	0.01 U	0.01 U	**0.00058 J**	0.0002 U	0.01 U	0.01 U	0.01 U	0.01 U	0.01 U	0.01 U	0.01 U
Fluorene	mg/L	0.0002 U	0.01 U	0.01 U	0.01 U	0.01 U	0.01 U	0.01 U	0.0002 U	0.01 U	0.01 U	0.01 U	0.01 U	0.01 U	0.01 U	0.01 U
Indeno(1,2,3-cd)pyrene	mg/L	0.0002 U	0.01 U	0.01 U	0.01 U	0.01 U	0.01 U	0.01 U	0.0002 U	0.01 U	0.01 U	0.01 U	0.01 U	0.01 U	0.01 U	0.01 U
Naphthalene	mg/L	0.0002 U	0.01 U	0.01 U	0.01 U	0.01 U	0.01 U	0.01 U	0.0002 U	0.01 U	0.01 U	0.01 U	0.01 U	0.01 U	0.01 U	0.01 U
Phenanthrene	mg/L	0.0002 U	0.01 U	0.01 U	0.01 U	0.01 U	0.01 U	0.01 U	0.0002 U	0.01 U	0.01 U	0.01 U	0.01 U	0.01 U	0.01 U	0.01 U
Pyrene	mg/L	**0.00047**	0.01 U	**0.00072 J**	0.01 U	0.01 U	0.01 U	0.01 U	0.0002 U	0.01 U	0.01 U	0.01 U	0.01 U	0.01 U	0.01 U	0.01 U
Inorganic Compounds																
Aluminum (fume or dust)	mg/L	**0.29**	**10**	**0.93**	**0.99**	**37**	**5.5**	**4.0**	0.2 U	0.2 U	**0.13 B**	**0.049 B**	**0.052 B**	**0.096 BN**	0.2 U	**0.17 B**
Antimony	mg/L	0.02 U	0.02 U	0.020 U	0.02 U	0.02 U	0.02 U	0.02 U	0.02 U	0.02 U	0.020 U	0.02 U	0.02 U	0.020 U	0.02 U	0.02 U
Arsenic	mg/L	0.01 U	0.01 U	0.010 U	0.01 U	0.01 U	0.01 U	0.01 U	0.01 U	0.01 U	0.010 U	0.01 U	0.01 U	0.010 U	0.01 U	0.01 U
Barium	mg/L	**0.16**	**0.19**	**0.16**	**0.17**	**0.29**	**0.19**	**0.13**	**0.077**	**0.08**	**0.068**	**0.073**	**0.073**	**0.071**	**0.068**	**0.068**
Beryllium	mg/L	0.004 U	0.004 U	0.0040 U	0.004 U	**0.0018 B**	**0.00079 B**	0.004 U	0.004 U	0.004 U	0.0040 U	0.004 U	0.004 U	0.0040 U	0.004 U	0.004 U
Cadmium	mg/L	0.005 U	0.005 U	0.0050 U	0.005 U	0.005 U	0.005 U	0.005 U	0.005 U	0.005 U	0.0050 U	0.005 U	0.005 U	0.0050 U	0.005 U	0.005 U
Calcium metal	mg/L	**31**	**27**	**29**	**28**	**27**	**25**	**27**	**40**	**41**	**36**	**38**	**38**	**36**	**37**	**36**
Chromium	mg/L	0.01 U	0.01 U	0.0019 U	0.01 U	**0.052**	**0.0074 BN**	**0.0057 B**	0.01 U	0.01 U	0.010 U	0.01 U	0.01 U	0.010 U	0.01 UN	0.01 U
Cobalt	mg/L	0.01 U	0.01 U	**0.0054 B**	**0.0065 B**	**0.014**	**0.0067 B**	**0.0043 B**	0.01 U	0.01 U	**0.0034 B**	**0.0033 B**	**0.0034 B**	**0.0029 B**	**0.0028 B**	**0.0025 B**
Copper	mg/L	0.02 U	0.02 U	0.0011 U	**0.00097 B**	**0.015 B**	**0.0023 BN**	**0.0033 B**	0.02 U	0.02 U	0.020 U	0.02 U	0.02 U	0.020 U	**0.005 BN**	**0.0012 B**
Cyanide	mg/L	0.01 U	0.015 U	0.010 UJ	0.01 U	0.01 U	0.01 U	0.01 U	0.01 U	0.015 U	0.010 UJ	0.01 U	0.01 U	0.010 U	0.01 U	0.01 U
Iron	mg/L	**3.4**	**12**	**5.6**	**4.5 N**	**20**	**8.6**	**4.7 N**	**0.076**	**0.19**	**0.30**	**0.19 N**	**0.18 N**	**0.10 N**	**0.79**	**0.76 N**
Lead	mg/L	0.005 U	**0.02**	0.0023 U	0.005 U	**0.027**	**0.0069**	**0.0091**	0.005 U	0.005 U	0.0024 U	0.005 U	0.005 U	0.0050 U	**0.0018 B**	0.005 U
Magnesium	mg/L	**17**	**15**	**16**	**15**	**16**	**14**	**15**	**23**	**27**	**21**	**23**	**23**	**22**	**20**	**20**
Manganese	mg/L	**1.4**	**1.3**	**1.3**	**1.4**	**1.5**	**1.3 N**	**1.4**	**2**	**2.1**	**1.7**	**1.9**	**1.9**	**1.8**	**1.8 N**	**1.9**
Mercury	mg/L	0.0002 U	0.0002 UJ	0.00020 U	0.0002 U	0.0002 U	0.0002 U	0.00020 U	0.0002 U	0.0002 UJ	**0.000080 B**	0.0002 U	0.0002 U	0.00020 U	0.0002 U	0.00020 U
Nickel	mg/L	0.04 U	0.04 U	0.040 U	0.04 U	**0.027 B**	**0.0058 B**	0.04 U	0.04 U	0.04 U	0.040 U	0.04 U	0.04 U	0.040 U	0.04 U	0.04 U
Potassium	mg/L	**6.8**	**5.8**	**6.1**	**6.3**	**6.6**	**5.9**	**6.4**	**7.2**	**6.9**	**6.3**	**6.9**	**6.9**	**6.5**	**6.4**	**6.2**
Selenium	mg/L	0.01 U	0.01 UJ	0.010 U	**0.0076 B**	0.01 U	0.01 U	0.01 U	0.01 U	0.01 U	0.010 U	0.01 U	0.01 U	0.010 U	0.01 U	0.01 U
Sodium	mg/L	**79**	**69**	**75**	**76**	**72**	**70**	**74**	**77**	**78**	**70**	**77**	**77**	**75**	**66**	**71**
Thallium	mg/L	0.001 U	0.002 U	0.0020 UJ	0.002 UWN	0.002 U	0.002 U	0.002 U	0.001 U	0.002 U	0.0020 UJ	0.002 UWN	0.002 UWN	0.0020 U	0.002 U	0.002 U
Vanadium (fume or dust)	mg/L	0.01 U	**0.02**	0.010 U	0.01 U	**0.055**	**0.0081 B**	**0.0044 B**	0.01 U	0.01 U	0.010 U	0.01 U	0.01 U	0.010 U	0.01 U	0.01 U
Zinc	mg/L	0.02 U	**0.04**	0.020 U	0.02 U	**0.052**	**0.011 B**	**0.0098 B**	0.02 U	**0.18**	0.020 U	0.02 U	0.02 U	0.020 U	**0.0063 B**	0.02 U

Notes:
mg/L = milligrams per liter

Data Qualifier Definitions:
-- - Not analyzed
B (Inorganics) - Estimated analyte concentration
Bold - analyte detected
D - Analyte concentration reported from secondary dilution
DB - Analyte concentration reported from secondary dilution; analyte detected in method blank
J - Estimated analyte concentration
JB (Organic) - Estimated analyte concentration; analyte detected in method blank
JM (Organic) - Estimated analyte concentration; spike sample recovery outside control limits
M (Organic) - Spike sample recovery outside control limits
N - Spike sample recovery outside of control limits
U - Analyte not detected at referenced detection limit
UJ - Analyte not detected; low method bias and/or matrix interference
UN - Analyte not detected; spiked sample recovery outside of control limits
UR - Analyte not detected; data rejected
UWN - Analyte not detected; post digestion spike and spike sample recovery outside control limits

Appendix E-3
Summary of Historical Ground Water Sampling Data - Decommissioned Wells
Atlanta Gas Light Company
Former Manufactured Gas Plant Site
Augusta, Ga

Chemical Name	Location ID	TLC-07D					TLC-07S						
	Sample Date	1/21/2003	7/16/2002	1/17/2002	7/12/2001	1/24/2001	1/21/2004	7/19/2003	1/21/2003	7/16/2002	1/16/2002	7/11/2001	1/24/2001
	Sample ID	TLC07D-012103	TLC07D-071602	TLC07D-011702	TLC07D-071201	TLC07D 012401	TLC-7S-Q1-04	TLC-7S-Q3-03	TLC07S-012103	TLC07S-071602	TLC07S-011602	TLC07S-071101	TLC07S 012401
	Unit												
Volatile Organic Compounds													
Acetone	mg/L	**0.038**	0.025 U	**0.018 J**	**0.062**	**0.048**	0.025 U	0.025 U	0.025 U	0.025 U	0.025 U	0.025 U	0.025 U
Benzene	mg/L	**0.00014 J**	0.001 U	0.001 U	**0.00023 J**	**0.00058 J**	0.001 U	0.001 U	**0.00014 J**	0.001 U	0.001 U	**0.00024 J**	**0.00072 J**
Carbon Disulfide	mg/L	**0.00037 J**	**0.00098 J**	0.001 U	**0.00036 J**	0.001 U	0.001 U	0.001 U	0.001 U	**0.0037**	0.001 U	0.001 U	0.001 U
Dichloromethane	mg/L	0.005 U	0.005 U	0.005 U	0.005 U	**0.0003 J**	0.005 U	0.005 U	0.005 U	0.005 U	0.005 U	0.005 U	0.005 U
Ethylbenzene	mg/L	**0.00011 J**	0.001 U	0.001 U	0.001 U	**0.00056 J**	0.001 U	0.001 U	**0.00021 J**	**0.00029 J**	0.001 U	0.001 U	**0.00016 J**
Toluene	mg/L	**0.00078 J**	0.001 U	**0.00037 J**	**0.00091 J**	**0.00075 J**	0.001 U	0.001 U	**0.00032 J**	0.001 U	0.001 U	0.001 U	0.001 U
Trichloroethylene	mg/L	0.001 U	0.001 U	0.001 U	0.001 U	0.001 U	0.001 U	0.001 U	0.001 U	0.001 U	0.001 U	0.001 U	0.001 U
Xylenes, total	mg/L	0.002 U	0.002 U	0.002 U	**0.001 J**	**0.00066 J**	0.002 U	0.002 U	**0.00083 J**	0.002 U	0.002 U	**0.00061 J**	**0.0012 J**
Semivolatile Organic Compounds													
2-Methylnaphthalene	mg/L	0.01 U	0.01 U	--	0.01 U	**0.00087 J**	0.0002 U	0.01 U	0.01 U	0.01 U	0.01 U	0.01 U	**0.0042 J**
Acenaphthene	mg/L	**0.0016 J**	**0.00093 J**	--	**0.0014 J**	**0.0033 J**	**0.0078**	**0.026**	**0.011**	**0.0042 J**	**0.0055 J**	**0.018**	**0.03**
Acenaphthylene	mg/L	0.01 U	0.01 U	--	0.01 U	0.01 U	0.0002 U	0.01 U	0.01 U	0.01 U	0.01 U	0.01 U	0.01 U
Anthracene	mg/L	0.01 U	0.01 U	--	0.01 U	**0.00064 J**	**0.0002**	0.01 U	0.01 U	0.01 U	0.01 U	**0.0022 J**	**0.0035 J**
Benz(a)anthracene	mg/L	0.01 U	0.01 U	--	0.01 U	**0.00045 J**	**0.00022**	0.01 U	0.01 U	0.01 U	0.01 U	0.01 U	0.01 U
Benzo(a)pyrene	mg/L	0.01 U	0.01 U	--	0.01 U	0.01 U	0.0002 U	0.01 U	0.01 U	0.01 U	0.01 U	0.01 U	0.01 U
Benzo(b)fluoranthene	mg/L	0.01 U	0.01 U	--	0.01 U	0.01 U	0.0002 U	0.01 U	0.01 U	0.01 U	0.01 U	0.01 U	0.01 U
Benzo(g,h,i)perylene	mg/L	0.01 U	0.01 U	--	0.01 U	0.01 U	0.0002 U	0.01 U	0.01 U	0.01 U	0.01 U	0.01 U	0.01 U
Benzo(k)fluoranthene	mg/L	0.01 U	0.01 U	--	0.01 U	0.01 U	0.0002 U	0.01 U	0.01 U	0.01 U	0.01 U	0.01 U	0.01 U
Chrysene	mg/L	0.01 U	0.01 U	--	0.01 U	0.01 U	0.0002 U	0.01 U	0.01 U	0.01 U	0.01 U	0.01 U	0.01 U
Dibenzo(a,h)anthracene	mg/L	0.01 U	0.01 U	--	0.01 U	0.01 U	0.0002 U	0.01 U	0.01 U	0.01 U	0.01 U	0.01 U	0.01 U
Dibenzofuran	mg/L	0.01 U	0.01 U	--	0.01 U	**0.00061 J**	0.0002 U	0.01 U	**0.00088 J**	0.01 U	**0.00044 J**	**0.0039 J**	**0.0071 J**
Fluoranthene	mg/L	0.01 U	0.01 U	--	0.01 U	**0.0011 J**	**0.0029**	0.01 U	**0.0023 J**	**0.0016 J**	**0.0016 J**	**0.0031 J**	**0.004 J**
Fluorene	mg/L	0.01 U	0.01 U	--	0.01 U	**0.0014 J**	**0.0025**	0.01 U	**0.0042 J**	**0.0017 J**	**0.0015 J**	**0.0064 J**	**0.013**
Indeno(1,2,3-cd)pyrene	mg/L	0.01 U	0.01 U	--	0.01 U	0.01 U	0.0002 U	0.01 U	0.01 U	0.01 U	0.01 U	0.01 U	0.01 U
Naphthalene	mg/L	0.01 U	0.01 U	--	0.01 U	**0.0011 J**	0.0002 U	0.01 U	0.01 U	0.01 U	0.01 U	0.01 U	**0.0058 J**
Phenanthrene	mg/L	0.01 U	**0.00043 J**	--	0.01 U	**0.0018 J**	0.0002 U	0.01 U	**0.00045 J**	0.01 U	**0.00041 J**	**0.011**	**0.016**
Pyrene	mg/L	0.01 U	0.01 U	--	**0.00055 J**	**0.0015 J**	**0.0026**	0.01 U	**0.0021 J**	**0.0014 J**	**0.0014 J**	**0.0026 J**	**0.0035 J**
Inorganic Compounds													
Aluminum (fume or dust)	mg/L	**0.67**	--	--	**0.67**	--	0.2 U	**0.3**	**0.1 B**	**0.56**	0.036 U	**0.21**	**0.16 B**
Antimony	mg/L	0.02 U	--	--	0.02 U	--	0.02 U	0.02 U	0.02 U	0.02 U	0.02 U	0.02 U	0.02 U
Arsenic	mg/L	0.01 U	--	--	0.01 U	--	0.01 U	0.01 U	0.01 U	0.01 U	0.01 U	0.01 U	0.01 U
Barium	mg/L	**0.37**	--	--	**0.37**	--	**0.38**	**0.43**	**0.39**	**0.34**	**0.35**	**0.4**	**0.4**
Beryllium	mg/L	0.004 U	--	--	0.004 U	--	0.004 U	0.004 U	0.004 U	0.004 U	0.004 U	0.004 U	0.004 U
Cadmium	mg/L	0.005 U	--	--	0.005 U	--	0.005 U	0.005 U	0.005 U	0.005 U	0.005 U	0.005 U	0.005 U
Calcium metal	mg/L	**21**	--	--	**21**	--	**84**	**83**	**86**	**75**	**77**	**84**	**90**
Chromium	mg/L	0.01 U	--	--	**0.0022 B**	--	0.01 U	0.01 U	0.01 U	0.01 U	0.01 U	0.01 UN	0.01 U
Cobalt	mg/L	**0.0042 B**	--	--	**0.006 B**	--	0.01 U	0.01 U	**0.0045 B**	**0.0088 B**	**0.0089 B**	**0.0047 B**	**0.0053 B**
Copper	mg/L	**0.0045 B**	--	--	**0.0053 B**	--	0.02 U	0.02 U	**0.0024 B**	**0.00099 B**	0.02 U	0.02 UN	0.02 U
Cyanide	mg/L	--	--	--	0.01 U	--	**0.012**	**0.05**	**0.012**	0.01 U	**0.027**	0.01 U	**0.017**
Iron	mg/L	**13**	--	--	**17**	--	**39**	**25**	**31**	**34**	**33**	**33**	**29**
Lead	mg/L	0.005 U	--	--	0.005 U	--	0.005 U	0.005 U	0.005 U	0.005 U	0.005 U	0.005 U	0.005 U
Magnesium	mg/L	**13**	--	--	**13**	--	**67**	**68**	**67**	**63**	**64**	**66**	**67**
Manganese	mg/L	**1.7**	--	--	**1.5**	--	**3.4**	**2.1**	**2.8**	**3.9**	**4**	**2.6 N**	**2.4**
Mercury	mg/L	**0.000092 B**	--	--	0.0002 U	--	0.0002 U	0.0002 U	0.0002 U	0.0002 U	0.0002 U	0.0002 U	0.00020 U
Nickel	mg/L	0.04 U	--	--	0.04 U	--	0.04 U	0.04 U	0.04 U	0.04 U	0.04 U	0.04 U	0.04 U
Potassium	mg/L	**2.4**	--	--	**2.7**	--	**4**	**6.4**	**5.6**	**3.9**	**3.5**	**5.9**	**6.5**
Selenium	mg/L	0.01 U	--	--	0.01 U	--	0.01 U	**0.02**	0.01 U	0.01 U	0.01 U	0.01 U	0.01 U
Sodium	mg/L	**28**	--	--	**26**	--	**53**	**46**	**53**	**51**	**51**	**54**	**51**
Thallium	mg/L	0.002 UW	--	--	0.002 UW	--	0.001 U	0.002 U	0.002 UW	0.002 UW	0.002 U	0.002 U	0.002 UW
Vanadium (fume or dust)	mg/L	0.01 U	--	--	**0.003 B**	--	0.01 U	**0.02**	0.01 U	0.01 U	0.01 U	0.01 U	0.01 U
Zinc	mg/L	**0.028**	--	--	0.02 U	--	0.02 U	**0.03**	**0.022**	0.02 U	0.02 U	0.02 U	0.02 U

Notes:
mg/L = milligrams per liter

Data Qualifier Definitions:
-- - Not analyzed
B (Inorganics) - Estimated analyte concentration
Bold - analyte detected
D - Analyte concentration reported from secondary dilution
DB - Analyte concentration reported from secondary dilution; analyte detected in method blank
J - Estimated analyte concentration
JB (Organic) - Estimated analyte concentration; analyte detected in method blank
JM (Organic) - Estimated analyte concentration; spike sample recovery outside control limits
M (Organic) - Spike sample recovery outside control limits
N - Spike sample recovery outside of control limits
U - Analyte not detected at referenced detection limit
UJ - Analyte not detected; low method bias and/or matrix interference
UN - Analyte not detected; spiked sample recovery outside of control limits
UR - Analyte not detected; data rejected
UWN - Analyte not detected; post digestion spike and spike sample recovery outside control limits

Appendix E-3
Summary of Historical Ground Water Sampling Data - Decommissioned Wells
Atlanta Gas Light Company
Former Manufactured Gas Plant Site
Augusta, Ga

Chemical Name	Location ID	TLC-08D					TLC-08S					
	Sample Date	1/22/2003	7/16/2002	1/16/2002	7/13/2001	1/19/2001	1/18/2001	1/17/2002	7/16/2002	1/21/2004	7/19/2003	1/21/2003
	Sample ID	TLC08D-012203	TLC08D-071602	TLC08D-011602	TLC08D-071301	TLC08D 011901	TLC08S 011801	TLC08S-011702	TLC08S-071602	TLC-8S-Q1-04	TLC-8S-Q3-03	TLC08S-012103
	Unit											
Volatile Organic Compounds												
Acetone	mg/L	0.025 U	0.025 U	**0.024 J**	0.025 U	0.025 U	0.025 U	0.025 U	**0.036**	1.2 U	0.63 U	0.05 U
Benzene	mg/L	**0.00064 J**	**0.00074 J**	**0.004**	**0.0015**	**0.0025**	**0.18**	**0.11**	**0.07**	**0.19**	**0.18**	**0.24**
Carbon Disulfide	mg/L	0.001 U	0.001 U	0.001 U	**0.00046 J**	**0.00059 J**	0.001 U	0.001 U	0.001 U	0.05 U	0.025 U	0.002 U
Dichloromethane	mg/L	0.005 U	0.005 U	0.005 U	0.005 U	0.005 U	0.005 U	0.005 U	**0.00034 J**	0.25 U	0.13 U	0.01 U
Ethylbenzene	mg/L	**0.0002 J**	**0.00048 J**	**0.0039**	**0.004**	**0.0064**	**0.16**	**0.15**	**0.054**	**0.16**	**0.15**	**0.24**
Toluene	mg/L	0.001 U	**0.00073 J**	**0.0003 J**	**0.00069 J**	**0.00036 J**	**0.0035**	**0.0029**	**0.0014**	0.05 U	0.025 U	**0.0044**
Trichloroethylene	mg/L	0.001 U	0.001 U	0.001 U	0.001 U	0.001 U	0.001 U	0.001 U	0.001 U	0.05 U	0.025 U	0.002 U
Xylenes, total	mg/L	**0.001 J**	**0.0014 J**	**0.0033**	**0.0042**	**0.0055**	**0.079**	**0.073**	**0.023**	0.5 U	0.05 U	**0.092**
Semivolatile Organic Compounds												
2-Methylnaphthalene	mg/L	**0.0078 J**	**0.036**	--	0.01 U	0.01 U	**0.62**	**0.45 J**	**0.37 D**	**0.34**	**0.53 J M**	**0.44**
Acenaphthene	mg/L	**0.019**	**0.031**	--	**0.0087 J**	**0.0027 J**	**0.36**	**0.31 J**	**0.27 D**	**0.22**	**0.37**	**0.25**
Acenaphthylene	mg/L	0.01 U	0.01 U	--	0.01 U	**0.0034 J**	**0.0035 J**	0.5 U	0.01 U	0.0002 U	0.01 U	0.05 U
Anthracene	mg/L	**0.0015 J**	**0.0034 J**	--	**0.0022 J**	0.01 U	**0.02 J**	0.5 U	**0.016**	**0.022**	**0.025**	**0.016 J**
Benz(a)anthracene	mg/L	0.01 U	0.01 U	--	0.01 U	0.01 U	**0.0083 J**	0.5 U	**0.0016 J**	**0.0047**	0.01 U	**0.0042 J**
Benzo(a)pyrene	mg/L	0.01 U	**0.00044 J**	--	0.01 U	0.01 U	**0.0071 J**	0.5 U	**0.0012 J**	**0.0018**	0.01 U	0.05 U
Benzo(b)fluoranthene	mg/L	0.01 U	0.01 U	--	0.01 U	0.01 U	**0.0062 J**	0.5 U	0.01 U	0.0002 U	0.01 U	0.05 U
Benzo(g,h,i)perylene	mg/L	0.01 U	**0.0012 J**	--	0.01 U	0.01 U	**0.0075 J**	0.5 U	0.01 U	**0.0011**	0.01 U	0.05 U
Benzo(k)fluoranthene	mg/L	0.01 U	0.01 U	--	0.01 U	0.01 U	**0.0063 J**	0.5 U	**0.001 J**	**0.0033**	0.01 U	0.05 U
Chrysene	mg/L	0.01 U	0.01 U	--	0.01 U	0.01 U	**0.0093 J**	0.5 U	**0.0016 J**	**0.0036**	0.01 U	**0.004 J**
Dibenzo(a,h)anthracene	mg/L	0.01 U	**0.00092 J**	--	0.01 U	0.01 U	**0.005 J**	0.5 U	0.01 U	0.0002 U	0.01 U	0.05 U
Dibenzofuran	mg/L	**0.0012 J**	**0.0023 J**	--	0.01 U	0.01 U	**0.021 J**	**0.016 J**	**0.013**	**0.02**	**0.022**	**0.014 J**
Fluoranthene	mg/L	**0.001 J**	**0.0016 J**	--	**0.0014 J**	0.01 U	**0.012 J**	0.5 U	**0.0074 J**	**0.016**	**0.018**	**0.012 J**
Fluorene	mg/L	**0.0058 J**	**0.011**	--	**0.0062 J**	0.01 U	**0.11**	**0.066 J**	**0.064**	**0.067**	**0.1**	**0.072**
Indeno(1,2,3-cd)pyrene	mg/L	0.01 U	**0.00094 J**	--	0.01 U	0.01 U	**0.0046 J**	0.5 U	0.01 U	**0.00099**	0.01 U	0.05 U
Naphthalene	mg/L	**0.0031 J**	**0.019**	--	0.01 U	0.01 U	**3.8 D**	**4.1**	**2.6 D**	**6.7**	**8.9 J M**	**3.7 D**
Phenanthrene	mg/L	**0.0046 J**	**0.016**	--	**0.0078 J**	0.01 U	**0.11**	**0.083 J**	**0.078**	**0.091**	**0.12**	**0.085**
Pyrene	mg/L	**0.0012 J**	**0.0017 J**	--	**0.0016 J**	0.01 U	**0.015 J**	0.5 U	**0.011**	**0.02**	**0.023**	**0.016 J**
Inorganic Compounds												
Aluminum (fume or dust)	mg/L	**0.055 B**	**0.63**	--	**0.06 B**	**1.3**	**0.18 B**	**1.8**	--	**0.77**	**1.9**	**10**
Antimony	mg/L	0.02 U	0.02 U	--	0.02 U	0.02 U	0.02 U	0.02 U	--	0.02 U	0.02 U	0.02 U
Arsenic	mg/L	**0.004 B**	0.01 U	--	0.01 U	**0.0037 B**	0.01 U	**0.0034 B**	--	0.01 U	0.01 U	**0.0088 B**
Barium	mg/L	**0.26**	**0.26**	--	**0.19**	**0.17**	**0.49**	**0.51**	--	**0.48**	**0.53**	**0.6**
Beryllium	mg/L	0.004 U	0.004 U	--	0.004 U	0.004 U	0.004 U	0.004 U	--	0.004 U	0.004 U	0.004 U
Cadmium	mg/L	0.005 U	0.005 U	--	0.005 U	**0.0035 B**	**0.0011 B**	0.005 U	--	0.005 U	**0.006**	**0.0013 B**
Calcium metal	mg/L	**15**	**14**	--	**13**	**14**	**130**	**140**	--	**120**	**120**	**130**
Chromium	mg/L	0.01 U	0.01 U	--	0.01 U	**0.0025 B**	0.01 U	**0.0022 B**	--	0.01 U	0.01 U	**0.012**
Cobalt	mg/L	**0.0021 B**	**0.0022 B**	--	0.01 U	0.01 U	0.01 U	0.01 U	--	0.01 U	0.01 U	**0.0043 B**
Copper	mg/L	**0.0031 B**	**0.0067 B**	--	0.02 U	**0.015 B**	**0.0010 B**	**0.0041 B**	--	0.02 U	0.02 U	**0.022**
Cyanide	mg/L	0.01 U	--	--	0.01 U	0.01 U	**0.011**	**0.01 B**	--	**0.012**	0.015 U	**0.015**
Iron	mg/L	**8.7**	**10**	--	**10**	**10 N**	**37**	**40**	--	**36**	**30**	**48**
Lead	mg/L	0.005 U	0.005 U	--	0.005 U	0.005 U	**0.0017 B**	**0.03**	--	**0.005**	**0.03**	**0.086**
Magnesium	mg/L	**11**	**10**	--	**9.3**	**9.8**	**36**	**39**	--	**41**	**44**	**43**
Manganese	mg/L	**0.45**	**0.43**	--	**0.41**	**0.43**	**2.1**	**2.6 N**	--	**2.8**	**2.6**	**2.9**
Mercury	mg/L	**0.000087 B**	0.0002 U	--	0.0002 U	0.00020 U	0.00020 U	0.0002 U	--	0.0002 U	0.0002 U	**0.00028**
Nickel	mg/L	0.04 U	0.04 U	--	0.04 U	0.04 U	0.04 U	0.04 U	--	0.04 U	0.04 U	**0.0071 B**
Potassium	mg/L	**2.1**	**2.1**	--	**2.0**	**2.3**	**18**	**16 N**	--	**18**	**17**	**20**
Selenium	mg/L	0.01 U	**0.0047 B**	--	0.01 U	0.01 U	0.01 U	0.01 U	--	0.01 U	**0.02**	0.01 U
Sodium	mg/L	**21**	**20**	--	**19**	**20**	**33**	**32**	--	**31**	**33**	**39**
Thallium	mg/L	0.002 U	0.002 UW	--	0.002 U	0.002 U	0.002 U	0.002 U	--	0.001 U	0.002 U	0.002 UW
Vanadium (fume or dust)	mg/L	0.01 U	**0.0022 B**	--	0.01 U	**0.0027 B**	0.01 U	**0.0048 B**	--	0.01 U	**0.02**	**0.024**
Zinc	mg/L	**0.056**	0.02 U	--	0.02 U	**0.011 B**	**0.0076 B**	**0.035**	--	0.02 U	**0.09**	**0.19**

Notes:
mg/L = milligrams per liter

Data Qualifier Definitions:
-- - Not analyzed
B (Inorganics) - Estimated analyte concentration
Bold - analyte detected
D - Analyte concentration reported from secondary dilution
DB - Analyte concentration reported from secondary dilution; analyte detected in method blank
J - Estimated analyte concentration
JB (Organic) - Estimated analyte concentration; analyte detected in method blank
JM (Organic) - Estimated analyte concentration; spike sample recovery outside control limits
M (Organic) - Spike sample recovery outside control limits
N - Spike sample recovery outside of control limits
U - Analyte not detected at referenced detection limit
UJ - Analyte not detected; low method bias and/or matrix interference
UN - Analyte not detected; spiked sample recovery outside of control limits
UR - Analyte not detected; data rejected
UWN - Analyte not detected; post digestion spike and spike sample recovery outside control limits

Appendix E-3
Summary of Historical Ground Water Sampling Data - Decommissioned Wells
Atlanta Gas Light Company
Former Manufactured Gas Plant Site
Augusta, Ga

Chemical Name	Location ID	TLC-09D											
	Sample Date	7/16/2004	7/16/2004	1/21/2004	1/21/2004	7/19/2003	7/19/2003	1/21/2003	1/21/2003	7/16/2002	1/16/2002	1/18/2001	7/11/2001
	Sample ID	TLC-9D-Q3-04	TLC-9D-Q3-04 DUP	TLC-9D-Q1-04	TLC-9D-Q1-04 DUP	TLC-9D-Q3-03	TLC-9D-Q3-03 DUP	TLC09D-012103	TLC09D-012103 DUP	TLC09D-071602	TLC09D-011602	TLC09D 011801	TLC09D-071101
	Unit												
Volatile Organic Compounds													
Acetone	mg/L	0.025 U	0.025 U	0.025 U	0.025 U	0.025 U	0.025 U	0.025 U	0.025 U	0.025 U	0.025 U	0.025 U	0.025 U
Benzene	mg/L	0.001 U	0.001 U	0.001 U	0.001 U	0.001 U	0.001 U	0.001 U	0.001 U	0.001 U	0.001 U	**0.00012 J**	**0.00026 J**
Carbon Disulfide	mg/L	0.001 U	0.001 U	0.001 U	0.001 U	0.001 U	0.001 U	0.001 U	0.001 U	0.001 U	0.001 U	0.001 U	0.001 U
Dichloromethane	mg/L	0.005 U	0.005 U	0.005 U	0.005 U	0.005 U	0.005 U	0.005 U	0.005 U	0.005 U	0.005 U	0.005 U	0.005 U
Ethylbenzene	mg/L	0.001 U	0.001 U	0.001 U	0.001 U	0.001 U	0.001 U	0.001 U	**0.00017 J**	0.001 U	0.001 U	**0.00042 J**	0.001 U
Toluene	mg/L	0.001 U	0.001 U	0.001 U	0.001 U	0.001 U	0.001 U	**0.0003 J**	**0.00035 J**	0.001 U	0.001 U	0.001 U	0.001 U
Trichloroethylene	mg/L	0.001 U	0.001 U	0.001 U	0.001 U	0.001 U	0.001 U	0.001 U	0.001 U	0.001 U	0.001 U	0.001 U	0.001 U
Xylenes, total	mg/L	0.002 U	0.002 U	0.002 U	0.002 U	0.002 U	0.002 U	**0.0006 J**	**0.00052 J**	**0.00039 J**	**0.0007 J**	**0.00078 J**	0.002 U
Semivolatile Organic Compounds													
2-Methylnaphthalene	mg/L	**0.0013**	**0.0014**	**0.0024**	**0.003**	0.01 U	0.01 U	**0.006 J**	**0.0049 J**	**0.0037 J**	**0.0097 J**	**0.025**	**0.0063 J**
Acenaphthene	mg/L	**0.0072**	**0.0081**	**0.0095**	**0.012**	**0.012**	**0.013**	**0.018**	**0.017**	**0.011**	**0.026**	**0.045**	**0.02**
Acenaphthylene	mg/L	0.0002 U	0.0002 U	0.0002 U	0.0002 U	0.01 U	0.01 U	0.01 U	0.01 U	0.01 U	0.01 U	0.01 U	0.01 U
Anthracene	mg/L	**0.0016**	**0.0019**	**0.0019**	**0.0024**	0.01 U	0.01 U	**0.0036 J**	**0.0031 J**	**0.0029 J**	**0.0048 J**	**0.0065 J**	**0.0044 J**
Benz(a)anthracene	mg/L	0.0002 U	0.0002 U	0.0002 U	0.0002 U	0.01 U	0.01 U	0.01 U	0.01 U	0.01 U	0.01 U	0.01 U	0.01 U
Benzo(a)pyrene	mg/L	0.0002 U	0.0002 U	0.0002 U	0.0002 U	0.01 U	0.01 U	0.01 U	0.01 U	0.01 U	0.01 U	0.01 U	0.01 U
Benzo(b)fluoranthene	mg/L	0.0002 U	0.0002 U	0.0002 U	0.0002 U	0.01 U	0.01 U	0.01 U	0.01 U	0.01 U	0.01 U	0.01 U	0.01 U
Benzo(g,h,i)perylene	mg/L	0.0002 U	0.0002 U	0.0002 U	0.0002 U	0.01 U	0.01 U	0.01 U	0.01 U	0.01 U	0.01 U	0.01 U	0.01 U
Benzo(k)fluoranthene	mg/L	0.0002 U	0.0002 U	0.0002 U	0.0002 U	0.01 U	0.01 U	0.01 U	0.01 U	0.01 U	0.01 U	0.01 U	0.01 U
Chrysene	mg/L	0.0002 U	0.0002 U	0.0002 U	0.0002 U	0.01 U	0.01 U	0.01 U	0.01 U	0.01 U	0.01 U	0.01 U	0.01 U
Dibenzo(a,h)anthracene	mg/L	0.0002 U	0.0002 U	0.0002 U	0.0002 U	0.01 U	0.01 U	0.01 U	0.01 U	0.01 U	0.01 U	0.01 U	0.01 U
Dibenzofuran	mg/L	0.0002 U	0.0002 U	**0.0018**	**0.0021**	0.01 U	0.01 U	**0.0052 J**	**0.0046 J**	**0.0032 J**	**0.0072 J**	**0.014**	**0.0062 J**
Fluoranthene	mg/L	**0.0018**	**0.002**	**0.0018**	**0.0019**	0.01 U	0.01 U	**0.0035 J**	**0.0031 J**	**0.0025 J**	**0.0047 J**	**0.005 J**	**0.004 J**
Fluorene	mg/L	**0.0032**	**0.0036**	**0.0038**	**0.0046**	0.01 U	0.01 U	**0.009 J**	**0.0077 J**	**0.0056 J**	**0.011**	**0.021**	**0.01**
Indeno(1,2,3-cd)pyrene	mg/L	0.0002 U	0.0002 U	0.0002 U	0.0002 U	0.01 U	0.01 U	0.01 U	0.01 U	0.01 U	0.01 U	0.01 U	0.01 U
Naphthalene	mg/L	0.0002 U	0.0002 U	**0.00039**	**0.00054**	0.01 U	0.01 U	0.01 U	0.01 U	0.01 U	**0.0011 J**	**0.018**	**0.0031 J**
Phenanthrene	mg/L	**0.0066**	**0.0074**	**0.0075**	**0.0087**	0.01 U	0.01 U	**0.016**	**0.014**	**0.011**	**0.022**	**0.029**	**0.02**
Pyrene	mg/L	**0.0013**	**0.0016**	**0.0014**	**0.0015**	0.01 U	0.01 U	**0.0025 J**	**0.0024 J**	**0.0019 J**	**0.0033 J**	**0.0034 J**	**0.0032 J**
Inorganic Compounds													
Aluminum (fume or dust)	mg/L	0.2 U	0.2 U	0.2 U	0.2 U	0.2 U	0.2 U	0.2 U	**0.1 B**	**1.2**	**0.051 B**	**0.089 B**	**0.72**
Antimony	mg/L	0.006 U	0.006 U	0.02 U	0.02 U	0.02 U	0.02 U	0.02 U	0.02 U	0.02 U	0.02 U	0.02 U	0.02 U
Arsenic	mg/L	0.01 U	0.01 U	0.01 U	0.01 U	0.01 U	0.01 U	0.01 U	0.01 U	0.01 U	0.01 U	0.01 U	0.01 U
Barium	mg/L	**0.33**	**0.31**	**0.32**	**0.32**	**0.31**	**0.31**	**0.33**	**0.31**	**0.32**	**0.33**	**0.31**	**0.3**
Beryllium	mg/L	0.004 U	0.004 U	0.004 U	0.004 U	0.004 U	0.004 U	0.004 U	0.004 U	0.004 U	0.004 U	0.004 U	**0.0006 B**
Cadmium	mg/L	0.005 U	0.005 U	0.005 U	0.005 U	0.005 U	0.005 U	0.005 U	**0.0008 B**	0.005 U	0.005 U	**0.00094 B**	0.005 U
Calcium metal	mg/L	**18**	**17**	**20**	**20**	**18**	**19**	**19**	**19**	**18**	**20**	**22**	**19**
Chromium	mg/L	0.01 U	0.01 U	0.01 U	0.01 U	0.01 U	0.01 U	0.01 U	0.01 U	**0.0024 B**	0.01 U	0.01 U	0.01 UN
Cobalt	mg/L	0.01 U	0.01 U	0.01 U	0.01 U	0.01 U	0.01 U	**0.0024 B**	**0.0021 B**	**0.0025 B**	**0.0022 B**	0.01 U	**0.003 B**
Copper	mg/L	0.02 U	0.02 U	0.02 U	0.02 U	0.02 U	0.02 U	**0.0015 B**	**0.0022 B**	**0.0017 B**	0.02 U	0.02 U	0.02 UN
Cyanide	mg/L	0.01 U	0.01 U	0.01 U	0.01 U	0.015 U	0.015 U	0.01 U	0.01 U	0.01 U	0.01 U	0.01 U	0.01 U
Iron	mg/L	**37**	**35**	**32**	**32**	**29**	**29**	**40**	**39**	**39**	**41**	**34**	**40**
Lead	mg/L	0.005 U	0.005 U	0.005 U	0.005 U	0.005 U	0.005 U	0.005 U	0.005 U	0.005 U	0.005 U	0.005 U	**0.0028 B**
Magnesium	mg/L	**15**	**14**	**13**	**13**	**14**	**15**	**17**	**16**	**16**	**18**	**13**	**15**
Manganese	mg/L	**2.1**	**1.9**	**1.7**	**1.7**	**1.6**	**1.7**	**2.1**	**2**	**2**	**2.1**	**1.8**	**2.1 N**
Mercury	mg/L	0.0002 U	0.0002 U	0.0002 U	0.0002 U	0.0002 U	0.0002 U	**0.000089 B**	**0.00012 B**	0.0002 U	0.0002 U	0.00020 U	0.0002 U
Nickel	mg/L	0.04 U	0.04 U	0.04 U	0.04 U	0.04 U	0.04 U	0.04 U	0.04 U	0.04 U	0.04 U	0.04 U	0.04 U
Potassium	mg/L	**2.2**	**2**	**2.9**	**3**	**2.5**	**2.5**	**2**	**1.9**	**1.9**	**1.9**	**2.7**	**1.8**
Selenium	mg/L	0.01 U	0.01 U	0.01 U	0.01 U	0.01 UJ	**0.01**	0.01 U	0.01 U	**0.0065 B**	0.01 U	0.01 U	0.01 U
Sodium	mg/L	**34**	**32**	**30**	**30**	**29**	**29**	**39**	**38**	**35**	**39**	**31**	**36**
Thallium	mg/L	0.001 U	0.001 U	0.001 U	0.001 U	0.002 U	0.002 U	0.002 UW	0.002 UW	0.002 UW	0.002 U	0.002 UW	0.002 U
Vanadium (fume or dust)	mg/L	0.01 U	0.01 U	0.01 U	0.01 U	0.01 U	0.01 U	0.01 U	0.01 U	**0.0029 B**	0.01 U	0.01 U	**0.0023 B**
Zinc	mg/L	0.02 U	0.02 U	0.02 U	0.02 U	**0.02**	**0.02**	**0.019 B**	**0.022**	**0.0069 B**	0.02 U	0.02 U	0.02 U

Notes:
mg/L = milligrams per liter

Data Qualifier Definitions:
-- - Not analyzed
B (Inorganics) - Estimated analyte concentration
Bold - analyte detected
D - Analyte concentration reported from secondary dilution
DB - Analyte concentration reported from secondary dilution; analyte detected in method blank
J - Estimated analyte concentration
JB (Organic) - Estimated analyte concentration; analyte detected in method blank
JM (Organic) - Estimated analyte concentration; spike sample recovery outside control limits
M (Organic) - Spike sample recovery outside control limits
N - Spike sample recovery outside of control limits
U - Analyte not detected at referenced detection limit
UJ - Analyte not detected; low method bias and/or matrix interference
UN - Analyte not detected; spiked sample recovery outside of control limits
UR - Analyte not detected; data rejected
UWN - Analyte not detected; post digestion spike and spike sample recovery outside control limits

Appendix E-3
Summary of Historical Ground Water Sampling Data - Decommissioned Wells
Atlanta Gas Light Company
Former Manufactured Gas Plant Site
Augusta, Ga

Chemical Name	Location ID	TLC-09S									
	Sample Date	7/16/2004	1/21/2004	7/19/2003	1/21/2003	7/16/2002	1/16/2002	1/16/2002	7/10/2001	7/10/2001	1/18/2001
	Sample ID	TLC-9S-Q3-04	TLC-9S-Q1-04	TLC-9S-Q3-03	TLC09S-012103	TLC09S-071602	TLC09S-011602	TLC09SDUP-011602	TLC09S-071001	TLC09SDUP-071001	TLC09S 011801
	Unit										
Volatile Organic Compounds											
Acetone	mg/L	0.025 U	0.025 U	0.025 U	0.025 U	0.025 U	0.025 U	0.025 U	0.025 U	0.025 U	0.025 U
Benzene	mg/L	0.001 U	0.001 U	0.001 U	**0.00015 J**	**0.0028**	**0.0012**	**0.0015**	**0.0001 J**	**0.00013 J**	**0.00038 J**
Carbon Disulfide	mg/L	0.001 U	0.001 U	0.001 U	0.001 U	0.001 U	0.001 U	0.001 U	0.001 U	**0.0007 J**	0.001 U
Dichloromethane	mg/L	0.005 U	0.005 U	0.005 U	0.005 U	0.005 U	0.005 U	0.005 U	0.005 U	0.005 U	0.005 U
Ethylbenzene	mg/L	0.001 U	0.001 U	0.001 U	**0.00041 J**	0.001 U	0.001 U	0.001 U	0.001 U	**0.00036 J**	0.001 U
Toluene	mg/L	0.001 U	0.001 U	0.001 U	**0.00033 J**	0.001 U	0.001 U	**0.00031 J**	0.001 U	0.001 U	0.001 U
Trichloroethylene	mg/L	0.001 U	0.001 U	0.001 U	0.001 U	0.001 U	0.001 U	0.001 U	0.001 U	0.001 U	0.001 U
Xylenes, total	mg/L	0.002 U	0.002 U	0.002 U	**0.00062 J**	0.002 U	**0.00069 J**	**0.00051 J**	0.002 U	**0.00052 J**	**0.00078 J**
Semivolatile Organic Compounds											
2-Methylnaphthalene	mg/L	0.0002 U	0.0002 U	0.01 U	0.01 U	**0.0019 J**	**0.0024 J**	**0.0028 J**	**0.00093 J**	**0.00087 J**	**0.0099 J**
Acenaphthene	mg/L	**0.012**	**0.036**	**0.016**	**0.034**	**0.05**	**0.046**	**0.054**	**0.023**	**0.025**	**0.065**
Acenaphthylene	mg/L	0.0002 U	0.0002 U	0.01 U	0.01 U	0.01 U	0.01 U	0.01 U	0.01 U	0.01 U	**0.0024 J**
Anthracene	mg/L	**0.0027**	**0.01**	0.01 U	**0.0088 J**	**0.014**	**0.01**	**0.011**	**0.0086 J**	**0.0086 J**	**0.018**
Benz(a)anthracene	mg/L	0.0002 U	**0.00054**	0.01 U	**0.0012 J**	0.01 U	**0.00059 J**	**0.00053 J**	**0.0007 J**	**0.00064 J**	0.01 U
Benzo(a)pyrene	mg/L	0.0002 U	0.0002 U	0.01 U	0.01 U	0.01 U	0.01 U	0.01 U	0.01 U	0.01 U	0.01 U
Benzo(b)fluoranthene	mg/L	0.0002 U	0.0002 U	0.01 U	**0.00094 J**	0.01 U	0.01 U	0.01 U	0.01 U	0.01 U	0.01 U
Benzo(g,h,i)perylene	mg/L	0.0002 U	0.0002 U	0.01 U	0.01 U	0.01 U	0.01 U	0.01 U	0.01 U	0.01 U	0.01 U
Benzo(k)fluoranthene	mg/L	0.0002 U	0.0002 U	0.01 U	0.01 U	0.01 U	0.01 U	0.01 U	0.01 U	0.01 U	0.01 U
Chrysene	mg/L	0.0002 U	**0.00038**	0.01 U	**0.0014 J**	0.01 U	**0.00049 J**	0.01 U	**0.0007 J**	**0.00057 J**	**0.0034 J**
Dibenzo(a,h)anthracene	mg/L	0.0002 U	0.0002 U	0.01 U	0.01 U	0.01 U	0.01 U	0.01 U	0.01 U	0.01 U	0.01 U
Dibenzofuran	mg/L	**0.00038**	**0.01**	0.01 U	**0.014**	**0.022**	**0.018**	**0.021**	**0.01**	**0.01**	**0.027**
Fluoranthene	mg/L	**0.0022**	**0.0087**	0.01 U	**0.0084 J**	**0.01**	**0.0099 J**	**0.0093 J**	**0.0078 J**	**0.0077 J**	**0.016**
Fluorene	mg/L	**0.0072**	**0.027**	**0.012**	**0.023**	**0.034**	**0.028**	**0.033**	**0.022**	**0.022**	**0.048**
Indeno(1,2,3-cd)pyrene	mg/L	0.0002 U	0.0002 U	0.01 U	0.01 U	0.01 U	0.01 U	0.01 U	0.01 U	0.01 U	0.01 U
Naphthalene	mg/L	**0.00042**	**0.0006**	0.01 U	0.01 U	**0.001 J**	**0.00065 J**	**0.00079 J**	**0.0004 J**	0.01 U	0.01 U
Phenanthrene	mg/L	**0.005**	**0.039**	**0.021**	**0.041**	**0.064**	**0.054**	**0.061**	**0.042**	**0.043**	**0.075**
Pyrene	mg/L	**0.0016**	**0.0062**	0.01 U	**0.0066 J**	**0.0072 J**	**0.0068 J**	**0.0069 J**	**0.0058 J**	**0.0054 J**	**0.013**
Inorganic Compounds											
Aluminum (fume or dust)	mg/L	0.2 U	0.2 U	**1.1**	**1.3**	**0.21**	0.15 U	**0.067 B**	**0.14 B**	**0.43**	**0.23**
Antimony	mg/L	0.006 U	0.02 U	0.02 U	0.02 U	0.02 U	0.02 U	0.02 U	0.02 U	0.02 U	0.02 U
Arsenic	mg/L	0.01 U	0.01 U	0.01 U	**0.0057 B**	0.01 U	0.01 U	0.01 U	**0.0068 B**	0.01 U	0.01 U
Barium	mg/L	**0.41**	**0.32**	**0.36**	**0.44**	**0.35**	**0.35**	**0.34**	**0.38**	**0.37**	**0.35**
Beryllium	mg/L	0.004 U	0.004 U	0.004 U	0.004 U	0.004 U	0.004 U	0.004 U	0.004 U	0.004 U	0.004 U
Cadmium	mg/L	0.005 U	0.005 U	0.005 U	**0.00083 B**	0.005 U	0.005 U	0.005 U	0.005 U	0.005 U	**0.00078 B**
Calcium metal	mg/L	**180**	**99**	**140**	**190**	**86**	**120**	**110**	**160**	**150**	**160**
Chromium	mg/L	0.01 U	0.01 U	0.01 U	**0.0022 B**	0.01 U	0.01 U	0.01 U	0.01 U	0.01 U	0.01 U
Cobalt	mg/L	0.01 U	0.01 U	0.01 U	**0.0016 B**	0.01 U	0.01 U	0.01 U	0.01 U	0.01 U	0.01 U
Copper	mg/L	0.02 U	0.02 U	0.02 U	**0.0044 B**	**0.001 B**	0.02 U	0.02 U	0.02 U	0.02 U	0.02 U
Cyanide	mg/L	0.01 U	0.01 U	0.015 U	0.01 U	**0.0096 B**	**0.0056 B**	**0.0089 B**	0.01 U	0.01 U	0.01 U
Iron	mg/L	**17**	**30**	**14**	**34**	**30**	**28**	**28**	**23**	**23**	**23**
Lead	mg/L	0.005 U	0.005 U	**0.009**	**0.0097**	0.005 U	0.005 U	**0.0015 B**	0.005 U	0.005 U	0.005 U
Magnesium	mg/L	**36**	**35**	**32**	**37**	**31**	**33**	**32**	**33**	**32**	**35**
Manganese	mg/L	**1.4**	**1.6**	**1.3**	**2.8**	**1.1**	**1.2**	**1.2**	**1.2**	**1.2**	**1.1**
Mercury	mg/L	0.0002 U	0.0002 U	0.0002 U	**0.00012 B**	0.0002 U	0.0002 U	0.0002 U	0.00020 U	0.00020 U	0.00020 U
Nickel	mg/L	0.04 U	0.04 U	0.04 U	0.04 U	0.04 U	0.04 U	0.04 U	0.04 U	0.04 U	0.04 U
Potassium	mg/L	**13**	**9.6**	**10**	**9**	**9.8**	**9.4**	**9.2**	**12**	**11**	**10**
Selenium	mg/L	0.01 U	0.01 U	**0.02**	0.01 U	0.01 U	0.01 U	0.01 U	0.01 U	0.01 U	0.01 U
Sodium	mg/L	**31**	**47**	**40**	**30**	**47**	**41**	**41**	**31**	**31**	**24**
Thallium	mg/L	0.001 U	0.001 U	0.002 U	0.002 UW	**0.0012 BW**	0.002 U	0.002 U	0.002 U	0.002 U	0.002 U
Vanadium (fume or dust)	mg/L	0.01 U	0.01 U	**0.01**	**0.003 B**	0.01 U	0.01 U	0.01 U	0.01 U	0.01 U	0.01 U
Zinc	mg/L	0.02 U	0.02 U	**0.03**	**0.028**	0.02 U	0.02 U	0.02 U	0.02 U	0.02 U	0.02 U

Notes:
mg/L = milligrams per liter

Data Qualifier Definitions:
-- - Not analyzed
B (Inorganics) - Estimated analyte concentration
Bold - analyte detected
D - Analyte concentration reported from secondary dilution
DB - Analyte concentration reported from secondary dilution; analyte detected in method blank
J - Estimated analyte concentration
JB (Organic) - Estimated analyte concentration; analyte detected in method blank
JM (Organic) - Estimated analyte concentration; spike sample recovery outside control limits
M (Organic) - Spike sample recovery outside control limits
N - Spike sample recovery outside of control limits
U - Analyte not detected at referenced detection limit
UJ - Analyte not detected; low method bias and/or matrix interference
UN - Analyte not detected; spiked sample recovery outside of control limits
UR - Analyte not detected; data rejected
UWN - Analyte not detected; post digestion spike and spike sample recovery outside control limits

Appendix E-3
Summary of Historical Ground Water Sampling Data - Decommissioned Wells
Atlanta Gas Light Company
Former Manufactured Gas Plant Site
Augusta, Ga

Chemical Name	Location ID	TLC-10D			TLC-10S					TLC-11S							TLC-12D
	Sample Date	1/17/2002	7/18/2001	1/24/2001	1/24/2001	1/24/2001	1/17/2002	7/18/2001	7/13/2001	7/18/2003	1/15/2003	7/17/2002	4/3/2002	1/17/2002	7/12/2001	1/19/2001	1/17/2001
	Sample ID	TLC10D-011702	TLC10D-071801	TLC10D 012401	010110S 012401	TLC10S 012401	TLC10S-011702	TLC10S-071801	TLC01S-071301	TLC-11S-Q3-03	TLC11S-011503	TLC115-071702	TLC11S-040302	TLC11S-011702	TLC11S-071201	TLC11S 011901	TLC12D 011701
	Unit																
Volatile Organic Compounds																	
Acetone	mg/L	0.5 U	**1.2 R**	1.2 U	0.025 U	0.025 U	0.025 U	**0.025 R**	**0.031**	0.025 U	0.025 U	0.025 U	--	0.025 U	0.025 U	0.025 U	0.025 UJ
Benzene	mg/L	**2.5**	**4.9**	**6.6**	**0.019**	**0.02**	**0.014**	**0.025**	**0.00011 J**	0.001 U	0.001 U	0.001 U	0.001 U	0.001 U	**0.00023 J**	0.001 U	**0.00024 J**
Carbon Disulfide	mg/L	0.02 U	0.05 U	**0.025 J**	0.001 U	0.001 U	0.001 U	0.001 U	0.001 U	0.001 U	0.001 UJ	0.001 U	--	0.001 U	0.001 U	0.001 U	**0.00049 J**
Dichloromethane	mg/L	0.1 U	0.25 U	0.25 U	0.005 U	0.005 U	**0.00046 J**	0.005 U	0.005 U	0.005 U	0.005 UJ	0.005 U	0.005 U	0.005 U	0.005 U	0.005 U	0.005 U
Ethylbenzene	mg/L	**0.46**	**0.87**	**1.6**	**0.0057**	**0.0057**	**0.0031**	**0.0061**	**0.00017 J**	0.001 U	0.001 U	0.001 U	**0.00022 J**	0.001 U	**0.00022 J**	**0.00042 J**	**0.036**
Toluene	mg/L	**0.01 J**	**0.024 J**	**0.032 J**	0.001 U	0.001 U	0.001 U	**0.0011**	**0.00058 J**	0.001 U	0.001 U	**0.00044 J**	0.001 U	**0.00071 J**	**0.0012**	**0.0046**	**0.00039 J**
Trichloroethylene	mg/L	**0.0058 J**	0.05 U	0.05 U	0.001 U	0.001 U	0.001 U	0.001 U	0.001 U	0.001 U	0.001 U	**0.00064 J**	0.001 U	0.001 U	0.001 U	0.001 U	0.001 U
Xylenes, total	mg/L	**0.21**	**0.4**	**0.72**	**0.0028**	**0.0029**	**0.0017 J**	**0.0049**	**0.0014 J**	0.002 U	0.002 U	0.002 U	--	0.002 U	0.002 U	0.002 U	**0.022**
Semivolatile Organic Compounds																	
2-Methylnaphthalene	mg/L	**0.15 J**	**0.29**	**0.46 D**	**0.0083 J**	**0.0036 J**	**0.0024 J**	**0.0022 J**	0.01 U	0.01 U	0.01 U	--	--	--	0.01 U	0.01 U	**0.29**
Acenaphthene	mg/L	**0.12 J**	**0.18**	**0.16**	**0.0058 J**	**0.0032 J**	**0.0058 J**	**0.0022 J**	0.01 U	0.01 U	**0.00031 J**	--	**0.00088 J**	--	0.01 U	**0.0018 J**	**0.14**
Acenaphthylene	mg/L	**0.038 J**	0.05 U	0.01 U	**0.0012 J**	**0.00053 J**	**0.00091 J**	0.01 U	0.01 U	0.01 U	0.01 U	--	0.01 U	--	0.01 U	**0.00035 J**	**0.003 J**
Anthracene	mg/L	0.2 U	**0.0027 J**	**0.0029 J**	**0.0014 J**	0.01 U	**0.0012 J**	**0.00036 J**	0.01 U	0.01 U	0.01 U	--	0.01 U	--	0.01 U	**0.00097 J**	**0.009 J**
Benz(a)anthracene	mg/L	0.2 U	0.05 U	0.01 U	0.01 U	0.01 U	0.01 U	0.01 U	0.01 U	0.01 U	0.01 U	--	0.01 U	--	0.01 U	**0.0013 J**	0.01 U
Benzo(a)pyrene	mg/L	0.2 U	0.05 U	0.01 U	0.01 U	0.01 U	0.01 U	0.01 U	0.01 U	0.01 U	0.01 U	--	0.01 U	--	0.01 U	0.01 U	0.01 U
Benzo(b)fluoranthene	mg/L	0.2 U	0.05 U	0.01 U	0.01 U	0.01 U	0.01 U	0.01 U	0.01 U	0.01 U	0.01 U	--	0.01 U	--	0.01 U	0.01 U	0.01 U
Benzo(g,h,i)perylene	mg/L	0.2 U	0.05 U	0.01 U	0.01 U	0.01 U	0.01 U	0.01 UJ	0.01 U	0.01 U	0.01 U	--	0.01 U	--	0.01 U	**0.0014 J**	0.01 U
Benzo(k)fluoranthene	mg/L	0.2 U	0.05 U	0.01 U	0.01 U	0.01 U	0.01 U	0.01 U	0.01 U	0.01 U	0.01 U	--	0.01 U	--	0.01 U	0.01 U	0.01 U
Chrysene	mg/L	0.2 U	0.05 U	0.01 U	0.01 U	0.01 U	0.01 U	0.01 U	0.01 U	0.01 U	0.01 U	--	0.01 U	--	0.01 U	**0.0015 J**	0.01 U
Dibenzo(a,h)anthracene	mg/L	0.2 U	0.05 U	0.01 U	0.01 U	0.01 U	0.01 U	0.01 UJ	0.01 U	0.01 U	0.01 U	--	0.01 U	--	0.01 U	0.01 U	0.01 U
Dibenzofuran	mg/L	0.2 U	**0.0083 J**	**0.011**	**0.0013 J**	0.01 U	**0.001 J**	0.01 U	0.01 U	0.01 U	0.01 U	--	--	--	0.01 U	0.01 U	**0.012**
Fluoranthene	mg/L	0.2 U	0.05 U	**0.0017 J**	**0.0037 J**	**0.0012 J**	**0.0016 J**	**0.00049 J**	0.01 U	0.01 U	**0.00064 J**	--	**0.00063 J**	--	0.01 U	**0.0038 J**	**0.0057 J**
Fluorene	mg/L	0.2 U	**0.027 J**	**0.034**	**0.0054 J**	**0.0018 J**	**0.0046 J**	**0.0014 J**	0.01 U	0.01 U	0.01 U	--	0.01 U	--	0.01 U	**0.00051 J**	**0.048**
Indeno(1,2,3-cd)pyrene	mg/L	0.2 U	0.05 U	0.01 U	0.01 U	0.01 U	0.01 U	0.01 UJ	0.01 U	0.01 U	0.01 U	--	0.01 U	--	0.01 U	0.01 U	0.01 U
Naphthalene	mg/L	**1.6**	**3.3 D**	**3.6 D**	**0.025**	**0.018**	**0.012**	**0.028**	0.01 U	0.01 U	0.01 U	--	0.01 U	--	0.01 U	0.01 U	**0.97 D**
Phenanthrene	mg/L	**0.027 J**	**0.029 J**	**0.037**	**0.012**	**0.0023 J**	**0.0089 J**	**0.002 J**	0.01 U	0.01 U	0.01 U	--	0.01 U	--	0.01 U	**0.003 J**	**0.046**
Pyrene	mg/L	0.2 U	0.05 U	**0.0018 J**	**0.0041 J**	**0.0017 J**	**0.0015 J**	0.01 U	0.01 U	0.01 U	**0.0011 J**	--	**0.00098 J**	--	0.01 U	**0.0052 J**	**0.0048 J**
Inorganic Compounds																	
Aluminum (fume or dust)	mg/L	0.2 U	**0.47**	**5.8**	**5.3**	**4.6**	**6.8**	**0.21**	--	**2**	**0.20 B**	--	--	--	**0.1 B**	**3.4**	**0.12 J**
Antimony	mg/L	0.02 U	0.02 U	0.02 U	0.02 U	0.02 U	0.02 U	0.02 U	--	0.02 U	0.020 U	--	--	--	**0.013 B**	0.02 U	**0.0059 J**
Arsenic	mg/L	0.01 U	0.01 U	0.01 U	**0.0046 B**	**0.0047 B**	**0.005 B**	0.01 U	--	0.01 U	0.010 U	--	--	--	**0.0041 B**	**0.0073 B**	0.01 U
Barium	mg/L	**0.39**	**0.36**	**0.34**	**0.27**	**0.26**	**0.29**	**0.15**	--	**0.23**	**0.11**	--	--	--	**0.1**	**0.1**	**0.25**
Beryllium	mg/L	**0.0009 B**	0.004 U	0.004 U	0.004 U	0.004 U	0.004 U	0.004 U	--	0.004 U	0.0040 U	--	--	--	0.004 U	0.004 U	0.00082 U
Cadmium	mg/L	0.005 U	0.005 U	0.005 U	0.005 U	0.005 U	0.005 U	0.005 U	--	0.005 U	0.0050 U	--	--	--	0.005 U	0.005 U	0.005 U
Calcium metal	mg/L	**40**	**44**	**43**	**110**	**100**	**86**	**69**	--	**59**	**44**	--	--	--	**41**	**29**	**15**
Chromium	mg/L	0.01 U	0.01 U	**0.011**	**0.0054 B**	**0.0052 B**	**0.0075 B**	0.01 U	--	0.01 U	0.010 U	--	--	--	0.01 U	**0.005 B**	0.01 U
Cobalt	mg/L	0.01 U	0.01 U	**0.0016 B**	**0.0027 B**	**0.0023 B**	**0.0025 B**	0.01 U	--	0.01 U	**0.0021 B**	--	--	--	**0.0024 B**	**0.0014 B**	**0.0046 J**
Copper	mg/L	0.02 U	0.02 U	**0.0032 B**	**0.0074 B**	**0.0088 B**	**0.012 B**	0.0022 U	--	0.02 U	0.0028 U	--	--	--	**0.019 B**	**0.027**	0.02 U
Cyanide	mg/L	0.01 U	0.01 U	0.01 U	**0.076**	**0.042**	**0.091**	**0.045**	--	0.015 U	0.010 UJ	--	--	--	0.01 U	0.01 U	0.01 U
Iron	mg/L	**25**	**27**	**30**	**55**	**56**	**50**	**27**	--	**19**	**3.1**	--	--	--	**1.5**	**6.4 N**	**44**
Lead	mg/L	0.005 U	0.005 U	**0.0019 B**	**0.013**	**0.014**	**0.021**	0.0016 U	--	**0.009**	0.0016 U	--	--	--	**0.0028 B**	**0.036**	0.0023 U
Magnesium	mg/L	**22**	**24**	**23**	**14**	**13**	**12**	**8.9**	--	**23**	**13**	--	--	--	**7.2**	**8.4**	**8.9**
Manganese	mg/L	**2.8 N**	**2.5**	**2.2**	**1.3**	**1.3**	**0.98**	**0.73**	--	**3.9**	**1.1**	--	--	--	**0.69**	**0.63**	**2.3**
Mercury	mg/L	0.0002 U	0.0002 U	0.00020 U	0.00020 U	0.00020 U	0.0002 U	0.0002 U	--	0.0002 U	0.00020 U	--	--	--	0.0002 U	0.00020 U	0.00020 U
Nickel	mg/L	0.04 U	0.04 U	0.04 U	0.04 U	0.04 U	0.04 U	0.04 U	--	0.04 U	0.040 U	--	--	--	**0.0055 B**	0.04 U	0.04 U
Potassium	mg/L	**11 N**	**11**	**10**	**6.0**	**5.8**	**5.9**	**5.3**	--	**3.2**	**3.1**	--	--	--	**3.9**	**3.0**	**4.1**
Selenium	mg/L	0.01 U	0.01 U	0.01 U	0.01 U	0.01 U	0.01 U	0.01 U	--	**0.02**	0.010 U	--	--	--	0.01 U	0.01 U	0.01 U
Sodium	mg/L	**80**	**87**	**86**	**10**	**10**	**9.5**	**9.1**	--	**9.4**	**5.6**	--	--	--	**3.9**	**4.6**	**17**
Thallium	mg/L	0.002 U	0.002 U	0.002 U	0.002 UW	0.002 UW	0.002 UW	0.002 U	--	0.002 U	0.0020 UJ	--	--	--	0.002 U	0.002 U	0.002 U
Vanadium (fume or dust)	mg/L	0.01 U	0.01 U	**0.01**	**0.011**	**0.0089 B**	**0.015**	0.01 U	--	**0.01**	0.010 U	--	--	--	0.01 U	**0.0059 B**	**0.0028 J**
Zinc	mg/L	0.02 U	0.02 U	**0.017 B**	**0.029**	**0.04**	**0.023**	0.02 U	--	**0.03**	**0.0092 B**	--	--	--	**0.049**	**0.030**	0.02 U

Notes:
mg/L = milligrams per liter

Data Qualifier Definitions:
-- - Not analyzed
B (Inorganics) - Estimated analyte concentration
Bold - analyte detected
D - Analyte concentration reported from secondary dilution
DB - Analyte concentration reported from secondary dilution; analyte detected in method blank
J - Estimated analyte concentration
JB (Organic) - Estimated analyte concentration; analyte detected in method blank
JM (Organic) - Estimated analyte concentration; spike sample recovery outside control limits
M (Organic) - Spike sample recovery outside control limits
N - Spike sample recovery outside of control limits
U - Analyte not detected at referenced detection limit
UJ - Analyte not detected; low method bias and/or matrix interference
UN - Analyte not detected; spiked sample recovery outside of control limits
UR - Analyte not detected; data rejected
UWN - Analyte not detected; post digestion spike and spike sample recovery outside control limits

Appendix E-3
Summary of Historical Ground Water Sampling Data - Decommissioned Wells
Atlanta Gas Light Company
Former Manufactured Gas Plant Site
Augusta, Ga

Chemical Name	Location ID	TLC-12S	TLC-13D								TLC-13S		
	Sample Date	1/17/2001	7/13/2004	1/22/2004	7/20/2003	1/16/2003	7/15/2002	1/15/2002	7/17/2001	1/19/2001	1/15/2002	7/17/2001	1/19/2001
	Sample ID	TLC12S 011701	TLC-13D-Q3-04	TLC-13D-Q1-04	TLC-13D-Q3-03	TLC13D-011603	TLC13D-071502	TLC13D-011502	TLC13D-071701	TLC13D 011901	TLC13S-011502	TLC13S-071701	TLC13S 011901
	Unit												
Volatile Organic Compounds													
Acetone	mg/L	0.025 UJ	0.025 U	0.025 U	0.025 U	**0.014 J**	0.025 U	0.025 U	0.025 U	0.025 U	**0.3**	**0.016 J**	0.025 U
Benzene	mg/L	**0.015**	0.001 U	0.001 U	**0.047**	0.001 U	0.001 U	0.001 U	**0.0002 J**	0.001 U	0.001 U	**0.00024 J**	0.001 U
Carbon Disulfide	mg/L	0.001 U	0.001 U	0.001 U	0.001 U	0.001 U	0.001 U	0.001 U	0.001 U	0.001 U	0.001 U	0.001 U	0.001 U
Dichloromethane	mg/L	0.005 U	0.005 U	0.005 U	0.005 U	0.005 U	**0.00046 J**	0.005 U	0.005 U	0.005 U	0.005 U	0.005 U	0.005 U
Ethylbenzene	mg/L	0.0012 U	0.001 U	0.001 U	0.001 U	**0.00014 J**	0.001 U	0.001 U	**0.00057 J**	0.001 U	0.001 U	**0.0006 J**	0.001 U
Toluene	mg/L	**0.00055 J**	0.001 U	0.001 U	**0.046**	**0.00035 J**	**0.00054 J**	0.001 U	**0.00035 J**	0.001 U	0.001 U	0.001 U	0.001 U
Trichloroethylene	mg/L	0.001 U	0.001 U	0.001 U	**0.044**	0.001 U	0.001 U	0.001 U	0.001 U	0.001 U	0.001 U	0.001 U	0.001 U
Xylenes, total	mg/L	**0.0081**	0.002 U	0.002 U	0.002 U	**0.00046 J**	0.002 U	0.002 U	**0.00068 J**	0.002 U	0.002 U	**0.00064 J**	0.002 U
Semivolatile Organic Compounds													
2-Methylnaphthalene	mg/L	**0.0046 J**	**0.0004**	**0.0014**	0.01 U	--	0.01 U	--	0.01 U	0.01 U	--	--	--
Acenaphthene	mg/L	**0.11**	**0.0012**	**0.0024**	0.01 U	--	**0.0003 J**	--	**0.001 J**	**0.0012 J**	--	--	--
Acenaphthylene	mg/L	**0.0017 J**	0.0002 U	0.0002 U	0.01 U	--	0.01 U	--	0.01 U	0.01 U	--	--	--
Anthracene	mg/L	**0.0076 J**	0.0002 U	0.0002 U	0.01 U	--	0.01 U	--	0.01 U	0.01 U	--	--	--
Benz(a)anthracene	mg/L	**0.0048 J**	0.0002 U	0.0002 U	0.01 U	--	0.01 U	--	0.01 U	0.01 U	--	--	--
Benzo(a)pyrene	mg/L	**0.0049 J**	0.0002 U	0.0002 U	0.01 U	--	0.01 U	--	0.01 U	0.01 U	--	--	--
Benzo(b)fluoranthene	mg/L	**0.0031 J**	0.0002 U	0.0002 U	0.01 U	--	0.01 U	--	0.01 U	0.01 U	--	--	--
Benzo(g,h,i)perylene	mg/L	**0.0032 J**	0.0002 U	0.0002 U	0.01 U	--	0.01 U	--	0.01 U	0.01 U	--	--	--
Benzo(k)fluoranthene	mg/L	**0.0036 J**	0.0002 U	0.0002 U	0.01 U	--	0.01 U	--	0.01 U	0.01 U	--	--	--
Chrysene	mg/L	**0.0046 J**	0.0002 U	0.0002 U	0.01 U	--	0.01 U	--	0.01 U	0.01 U	--	--	--
Dibenzo(a,h)anthracene	mg/L	0.01 U	0.0002 U	0.0002 U	0.01 U	--	0.01 U	--	0.01 U	0.01 U	--	--	--
Dibenzofuran	mg/L	**0.027**	0.0002 U	0.0002 U	0.01 U	--	0.01 U	--	0.01 U	0.01 U	--	--	--
Fluoranthene	mg/L	**0.03**	0.0002 U	0.0002 U	0.01 U	--	0.01 U	--	0.01 U	**0.0004 J**	--	--	--
Fluorene	mg/L	**0.037**	0.0002 U	**0.00034**	0.01 U	--	0.01 U	--	**0.00073 J**	0.01 U	--	--	--
Indeno(1,2,3-cd)pyrene	mg/L	**0.0021 J**	0.0002 U	0.0002 U	0.01 U	--	0.01 U	--	**0.00063 J**	0.01 U	--	--	--
Naphthalene	mg/L	**0.017**	0.0002 U	0.0002 U	0.01 U	--	0.01 U	--	**0.0033 J**	0.01 U	--	--	--
Phenanthrene	mg/L	**0.03**	0.0002 U	0.0002 U	0.01 U	--	0.01 U	--	0.01 U	**0.00077 J**	--	--	--
Pyrene	mg/L	**0.023**	0.0002 U	0.0002 U	0.01 U	--	0.01 U	--	0.01 U	0.01 U	--	--	--
Inorganic Compounds													
Aluminum (fume or dust)	mg/L	**0.086 J**	**5.5**	**4.6**	**1.8**	**0.33**	**4.5**	--	**3.1 N**	**20**	--	--	--
Antimony	mg/L	0.02 U	0.006 U	0.02 U	0.02 U	0.020 U	0.02 U	--	0.02 U	**0.013 B**	--	--	--
Arsenic	mg/L	0.01 U	**0.03**	**0.027**	0.01 U	**0.095**	**0.09**	--	**0.18**	**0.15**	--	--	--
Barium	mg/L	**0.32**	**0.49**	**0.48**	**0.29**	**0.29**	**0.52**	--	**0.4**	**0.58**	--	--	--
Beryllium	mg/L	0.00078 U	0.004 U	0.004 U	0.004 U	0.0040 U	0.004 U	--	0.004 U	**0.00079 B**	--	--	--
Cadmium	mg/L	0.005 U	0.005 U	0.005 U	0.005 U	0.0050 U	0.005 U	--	0.005 U	**0.0019 B**	--	--	--
Calcium metal	mg/L	**100**	**57**	**54**	**63**	**120**	**61**	--	**73**	**55**	--	--	--
Chromium	mg/L	0.01 U	0.01 U	0.01 U	0.01 U	0.010 U	**0.006 B**	--	**0.0032 B**	**0.021**	--	--	--
Cobalt	mg/L	0.01 U	0.01 U	0.01 U	0.01 U	**0.0041 B**	**0.0093 B**	--	**0.0069 B**	**0.016**	--	--	--
Copper	mg/L	0.02 U	0.02 U	0.02 U	0.02 U	**0.0013 B**	**0.0097 B**	--	**0.0039 B**	**0.025**	--	--	--
Cyanide	mg/L	0.01 U	0.01 U	0.01 U	0.015 U	--	0.01 U	--	0.01 U	0.01 U	--	--	--
Iron	mg/L	**35**	**63**	**65**	**36**	**27**	**65 N**	--	**52**	**71 N**	--	--	--
Lead	mg/L	0.0028 U	**0.013**	**0.013**	**0.005**	**0.0021 B**	**0.018**	--	**0.0091**	**0.062**	--	--	--
Magnesium	mg/L	**27**	**28**	**28**	**28**	**44**	**30**	--	**34**	**30**	--	--	--
Manganese	mg/L	**1.3**	**3.7**	**3.3**	**1.2**	**0.97**	**2.5**	--	**1.7**	**2.3**	--	--	--
Mercury	mg/L	0.00020 U	0.0002 U	0.0002 U	0.0002 U	0.00020 U	0.0002 U	--	0.0002 U	0.00020 U	--	--	--
Nickel	mg/L	0.04 U	0.04 U	0.04 U	0.04 U	0.040 U	0.04 U	--	0.04 U	**0.012 B**	--	--	--
Potassium	mg/L	**14**	**14**	**13**	**24**	**21**	**15**	--	**19**	**14**	--	--	--
Selenium	mg/L	0.01 U	0.01 U	0.01 U	0.01 U	0.010 U	0.01 U	--	0.01 U	0.01 U	--	--	--
Sodium	mg/L	**22**	**170**	**180**	**210**	**170**	**220**	--	**200**	**270**	--	--	--
Thallium	mg/L	0.002 U	0.001 U	0.001 U	0.002 U	0.0020 UWN	0.002 UWN	--	0.002 UN	0.002 U	--	--	--
Vanadium (fume or dust)	mg/L	0.01 U	0.01 U	**0.011**	0.01 U	0.010 U	**0.0075 B**	--	**0.0047 B**	**0.031**	--	--	--
Zinc	mg/L	0.02 U	0.02 U	0.02 U	**0.03**	0.020 U	**0.023**	--	**0.016 B**	**0.072**	--	--	--

Notes:
mg/L = milligrams per liter

Data Qualifier Definitions:
-- - Not analyzed
B (Inorganics) - Estimated analyte concentration
Bold - analyte detected
D - Analyte concentration reported from secondary dilution
DB - Analyte concentration reported from secondary dilution; analyte detected in method blank
J - Estimated analyte concentration
JB (Organic) - Estimated analyte concentration; analyte detected in method blank
JM (Organic) - Estimated analyte concentration; spike sample recovery outside control limits
M (Organic) - Spike sample recovery outside control limits
N - Spike sample recovery outside of control limits
U - Analyte not detected at referenced detection limit
UJ - Analyte not detected; low method bias and/or matrix interference
UN - Analyte not detected; spiked sample recovery outside of control limits
UR - Analyte not detected; data rejected
UWN - Analyte not detected; post digestion spike and spike sample recovery outside control limits

Appendix E-3
Summary of Historical Ground Water Sampling Data - Decommissioned Wells
Atlanta Gas Light Company
Former Manufactured Gas Plant Site
Augusta, Ga

Chemical Name	Location ID	TLC-14D					TLC-14S		
	Sample Date	4/3/2002	1/15/2002	7/10/2001	1/22/2001	1/22/2001	1/15/2002	7/11/2001	1/23/2001
	Sample ID	TLC14D-040302	TLC14D-011502	TLC14D-071001	010114D 012201	TLC14D	TLC14S-011502	TLC14S-071101	TLC14S 012301
	Unit								
Volatile Organic Compounds									
Acetone	mg/L	--	0.025 U	0.025 U	0.025 U	0.025 U	**0.018 J**	**0.022 J**	0.025 U
Benzene	mg/L	0.001 U	0.001 U	0.001 U	0.001 U	0.001 U	0.001 U	0.001 U	0.001 U
Carbon Disulfide	mg/L	--	0.001 U	0.001 U	0.001 U	0.001 U	0.001 U	0.001 U	0.001 U
Dichloromethane	mg/L	0.005 U	0.005 U	0.005 U	0.005 U	0.005 U	0.005 U	0.005 U	0.005 U
Ethylbenzene	mg/L	0.001 U	0.001 U	0.001 U	0.001 U	0.001 U	0.001 U	0.001 U	0.001 U
Toluene	mg/L	0.001 U	0.001 U	0.001 U	0.001 U	0.001 U	0.001 U	0.001 U	0.001 U
Trichloroethylene	mg/L	0.001 U	**0.00027 J**	**0.00018 J**	0.001 U	0.001 U	0.001 U	0.001 U	0.001 U
Xylenes, total	mg/L	--	0.002 U	0.002 U	0.002 U	0.002 U	0.002 U	0.002 U	0.002 U
Semivolatile Organic Compounds									
2-Methylnaphthalene	mg/L	--	0.01 U	0.01 U	0.01 U	0.01 U	--	0.017 U	0.01 U
Acenaphthene	mg/L	0.01 U	0.01 U	0.01 U	0.01 U	0.01 U	--	**0.0042 J**	**0.0039 J**
Acenaphthylene	mg/L	0.01 U	0.01 U	0.01 U	0.01 U	0.01 U	--	0.017 U	0.01 U
Anthracene	mg/L	0.01 U	0.01 U	0.01 U	0.01 U	0.01 U	--	**0.0008 J**	0.01 U
Benz(a)anthracene	mg/L	0.01 U	0.01 U	0.01 U	0.01 U	0.01 U	--	0.017 U	0.01 U
Benzo(a)pyrene	mg/L	0.01 U	0.01 U	0.01 U	0.01 U	0.01 U	--	0.017 U	0.01 U
Benzo(b)fluoranthene	mg/L	0.01 U	0.01 U	0.01 U	0.01 U	0.01 U	--	0.017 U	0.01 U
Benzo(g,h,i)perylene	mg/L	0.01 U	0.01 U	0.01 U	0.01 U	0.01 U	--	0.017 U	0.01 U
Benzo(k)fluoranthene	mg/L	0.01 U	0.01 U	0.01 U	0.01 U	0.01 U	--	0.017 U	0.01 U
Chrysene	mg/L	0.01 U	0.01 U	0.01 U	0.01 U	0.01 U	--	0.017 U	0.01 U
Dibenzo(a,h)anthracene	mg/L	0.01 U	0.01 U	0.01 U	0.01 U	0.01 U	--	0.017 U	0.01 U
Dibenzofuran	mg/L	--	0.01 U	0.01 U	0.01 U	0.01 U	--	0.017 U	0.01 U
Fluoranthene	mg/L	0.01 U	0.01 U	0.01 U	0.01 U	0.01 U	--	**0.00077 J**	**0.00076 J**
Fluorene	mg/L	0.01 U	0.01 U	0.01 U	0.01 U	0.01 U	--	**0.0012 J**	**0.00095 J**
Indeno(1,2,3-cd)pyrene	mg/L	0.01 U	0.01 U	0.01 U	0.01 U	0.01 U	--	0.017 U	0.01 U
Naphthalene	mg/L	0.01 U	0.01 U	0.01 U	0.01 U	0.01 U	--	0.017 U	0.01 U
Phenanthrene	mg/L	0.01 U	0.01 U	0.01 U	0.01 U	0.01 U	--	**0.005 J**	**0.0022 J**
Pyrene	mg/L	0.01 U	0.01 U	0.01 U	0.01 U	0.01 U	--	**0.0012 J**	**0.00095 J**
Inorganic Compounds									
Aluminum (fume or dust)	mg/L	--	**0.21 N**	**0.52**	**5.8 N**	**3.1 N**	--	--	--
Antimony	mg/L	--	0.020 U	0.02 U	0.02 U	0.02 U	--	--	--
Arsenic	mg/L	--	0.010 U	0.01 U	0.01 U	0.01 U	--	--	--
Barium	mg/L	--	**0.26**	**0.26**	**0.3**	**0.29**	--	--	--
Beryllium	mg/L	--	0.0040 U	0.004 U	0.004 U	0.004 U	--	--	--
Cadmium	mg/L	--	0.0050 U	0.005 U	0.005 U	0.005 U	--	--	--
Calcium metal	mg/L	--	**27**	**29**	**29**	**30**	--	--	--
Chromium	mg/L	--	0.010 U	0.01 U	**0.0068 B**	**0.0037 B**	--	--	--
Cobalt	mg/L	--	0.010 U	**0.0024 B**	**0.0029 B**	**0.0022 B**	--	--	--
Copper	mg/L	--	0.020 U	0.02 U	**0.0078 B**	**0.0049 B**	--	--	--
Cyanide	mg/L	--	0.010 U	0.01 U	0.01 U	0.01 U	--	--	--
Iron	mg/L	--	**12 N**	**13**	**14**	**14**	--	--	--
Lead	mg/L	--	**0.0017 B**	0.005 U	**0.011**	**0.0041 B**	--	--	--
Magnesium	mg/L	--	**19**	**20**	**20**	**21**	--	--	--
Manganese	mg/L	--	**1.7**	**1.8**	**1.8**	**1.9**	--	--	--
Mercury	mg/L	--	0.00020 U	0.00020 U	0.00020 U	0.00020 U	--	--	--
Nickel	mg/L	--	0.040 U	0.04 U	0.04 U	0.04 U	--	--	--
Potassium	mg/L	--	**2.7**	**2.8**	**3.0**	**2.9**	--	--	--
Selenium	mg/L	--	0.010 U	**0.0048 B**	0.01 U	0.01 U	--	--	--
Sodium	mg/L	--	**19**	**19**	**19**	**20**	--	--	--
Thallium	mg/L	--	0.0020 U	0.002 U	0.002 U	0.002 UW	--	--	--
Vanadium (fume or dust)	mg/L	--	0.010 U	0.01 U	**0.0069 B**	**0.0035 B**	--	--	--
Zinc	mg/L	--	0.020 U	0.02 U	**0.016 B**	**0.022**	--	--	--

Notes:
mg/L = milligrams per liter

Data Qualifier Definitions:
-- - Not analyzed
B (Inorganics) - Estimated analyte concentration
Bold - analyte detected
D - Analyte concentration reported from secondary dilution
DB - Analyte concentration reported from secondary dilution; analyte detected in method blank
J - Estimated analyte concentration
JB (Organic) - Estimated analyte concentration; analyte detected in method blank
JM (Organic) - Estimated analyte concentration; spike sample recovery outside control limits
M (Organic) - Spike sample recovery outside control limits
N - Spike sample recovery outside of control limits
U - Analyte not detected at referenced detection limit
UJ - Analyte not detected; low method bias and/or matrix interference
UN - Analyte not detected; spiked sample recovery outside of control limits
UR - Analyte not detected; data rejected
UWN - Analyte not detected; post digestion spike and spike sample recovery outside control limits

APPENDIX F

CONCENTRATION TREND GRAPHS

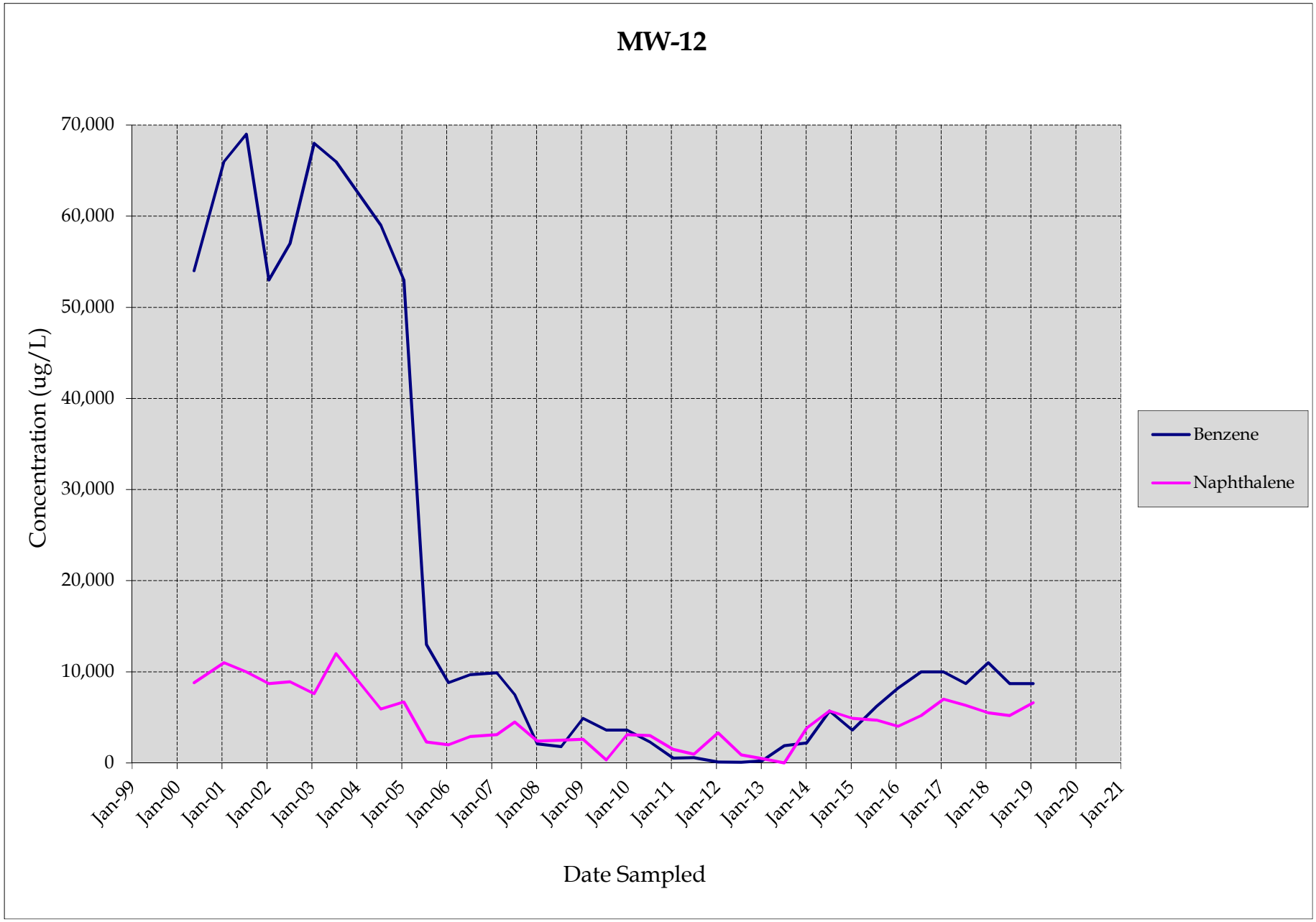

Prepared by/date: RMB 3/11/19
Checked by/date: RJB 3/12/19
Appendix F

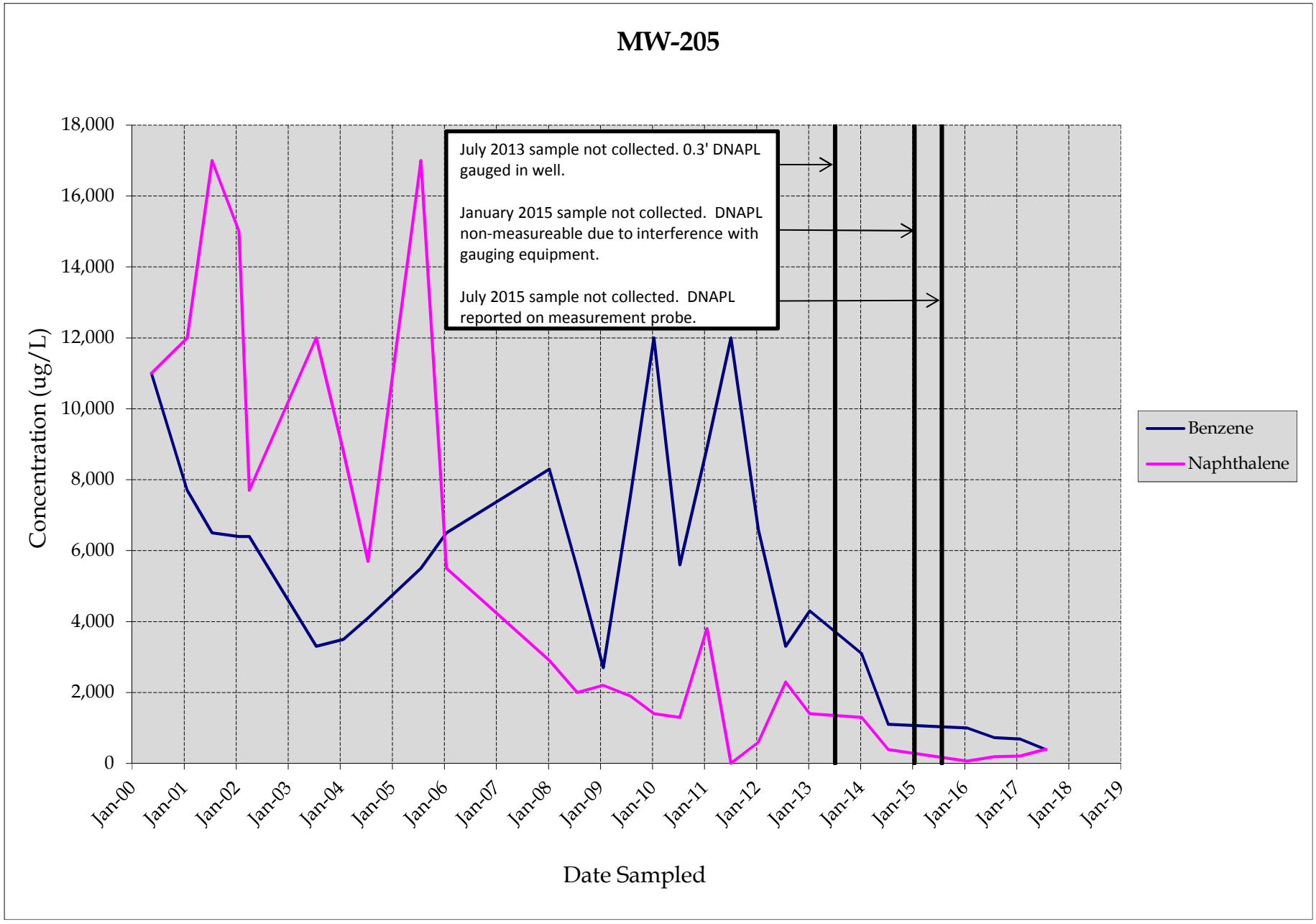
MW-205
July 2013 sample not collected. 0.3' DNAPL gauged in well.
January 2015 sample not collected. DNAPL non-measureable due to interference with gauging equipment.
July 2015 sample not collected. DNAPL reported on measurement probe.
Concentration (ug/L)
18,000
16,000
14,000
12,000
10,000
8,000
6,000
4,000
2,000
0
Jan-00
Jan-01
Jan-02
Jan-03
Jan-04
Jan-05
Jan-06
Jan-07
Jan-08
Jan-09
Jan-10
Jan-11
Jan-12
Jan-13
Jan-14
Jan-15
Jan-16
Jan-17
Jan-18
Jan-19
Date Sampled
Benzene
Naphthalene

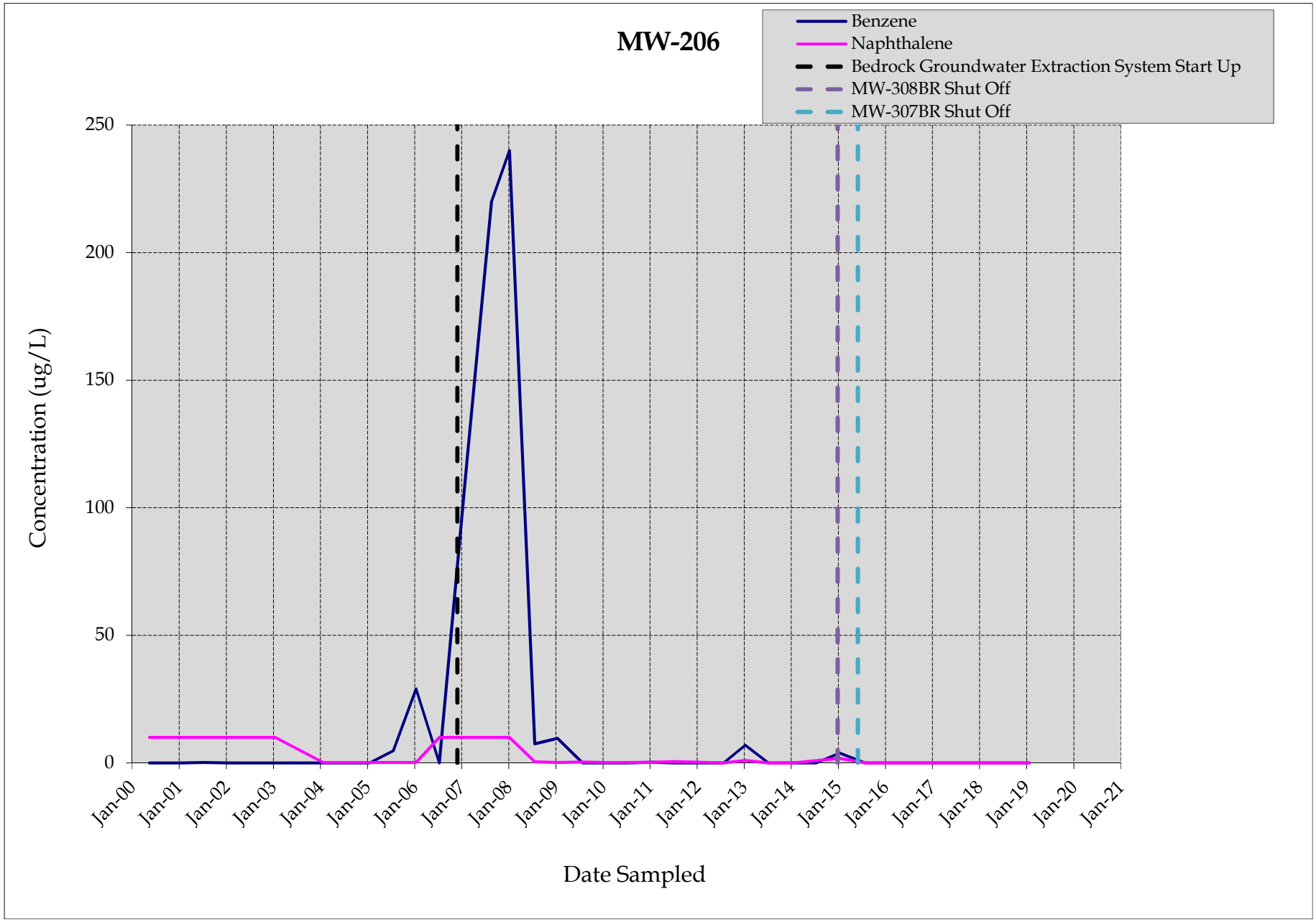
MW-206
Benzene
Naphthalene
Bedrock Groundwater Extraction System Start Up
MW-308BR Shut Off
MW-307BR Shut Off
Concentration (ug/L)
250
200
150
100
50
0
Jan-00
Jan-01
Jan-02
Jan-03
Jan-04
Jan-05
Jan-06
Jan-07
Jan-08
Jan-09
Jan-10
Jan-11
Jan-12
Jan-13
Jan-14
Jan-15
Jan-16
Jan-17
Jan-18
Jan-19
Jan-20
Jan-21
Date Sampled

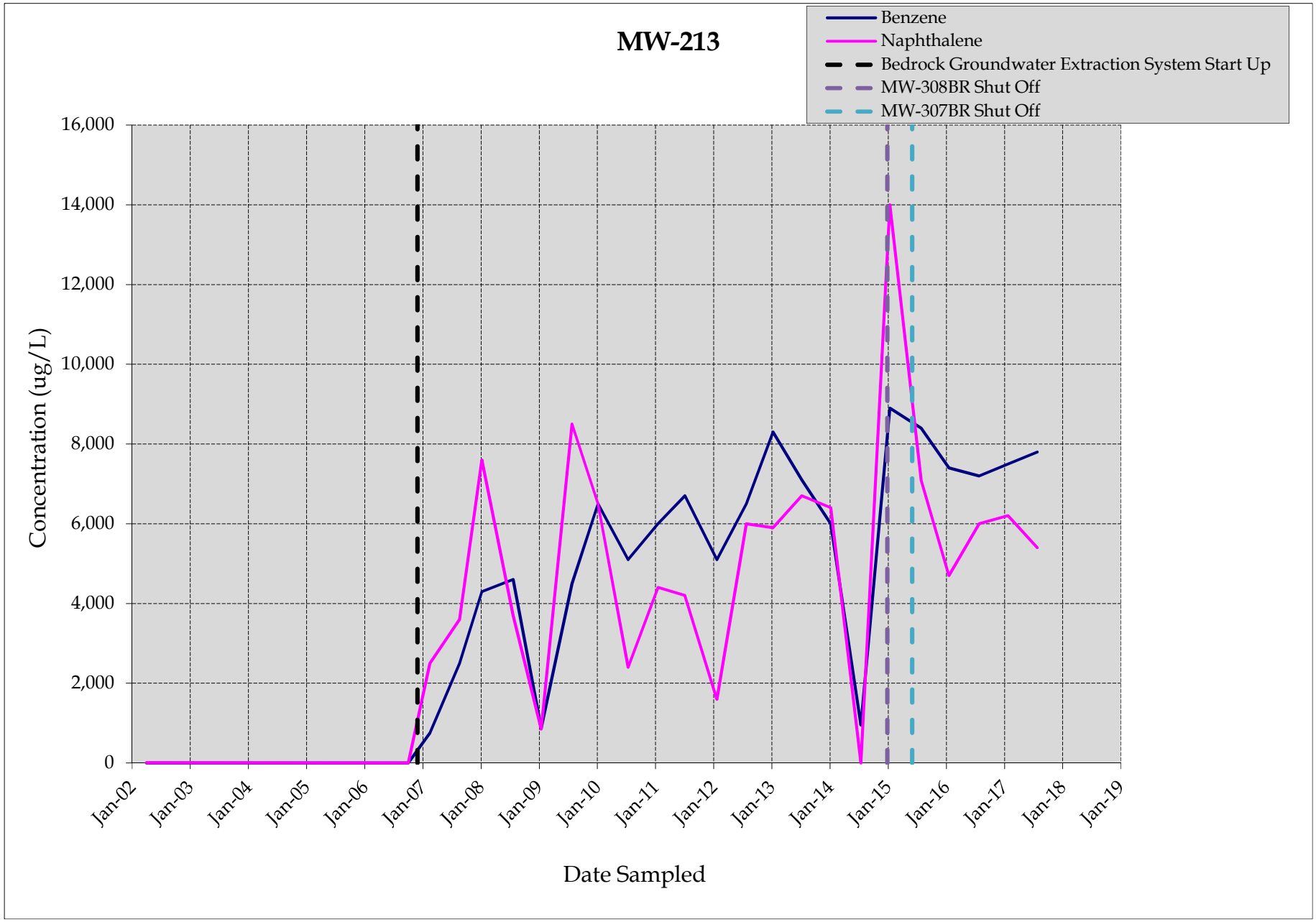
MW-213
Benzene
Naphthalene
Bedrock Groundwater Extraction System Start Up
MW-308BR Shut Off
MW-307BR Shut Off
Concentration (ug/L)
16,000
14,000
12,000
10,000
8,000
6,000
4,000
2,000
0
Jan-02
Jan-03
Jan-04
Jan-05
Jan-06
Jan-07
Jan-08
Jan-09
Jan-10
Jan-11
Jan-12
Jan-13
Jan-14
Jan-15
Jan-16
Jan-17
Jan-18
Jan-19
Date Sampled

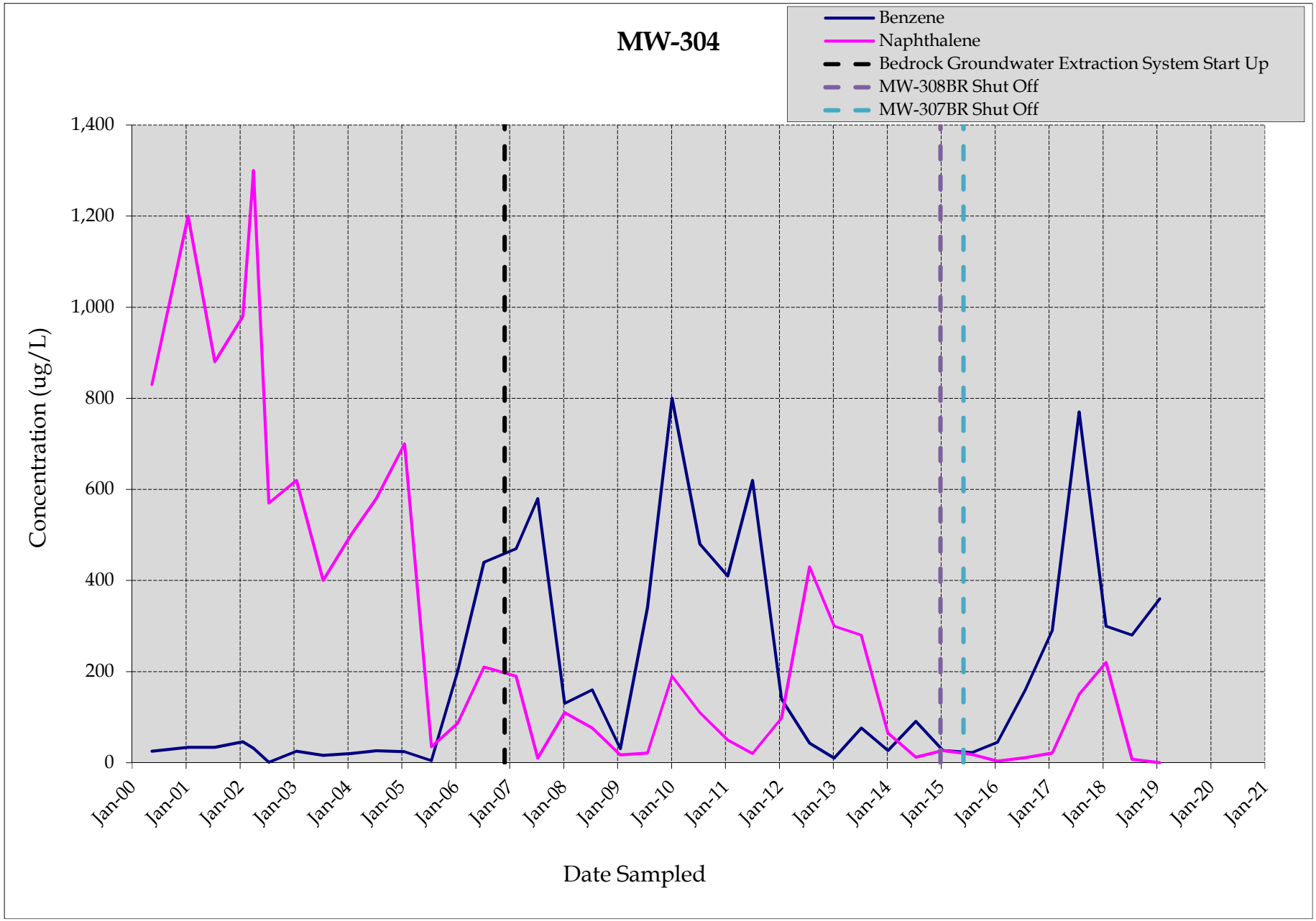
MW-304
Benzene
Naphthalene
Bedrock Groundwater Extraction System Start Up
MW-308BR Shut Off
MW-307BR Shut Off
Concentration (ug/L)
1,400
1,200
1,000
800
600
400
200
0
Jan-00
Jan-01
Jan-02
Jan-03
Jan-04
Jan-05
Jan-06
Jan-07
Jan-08
Jan-09
Jan-10
Jan-11
Jan-12
Jan-13
Jan-14
Jan-15
Jan-16
Jan-17
Jan-18
Jan-19
Jan-20
Jan-21
Date Sampled

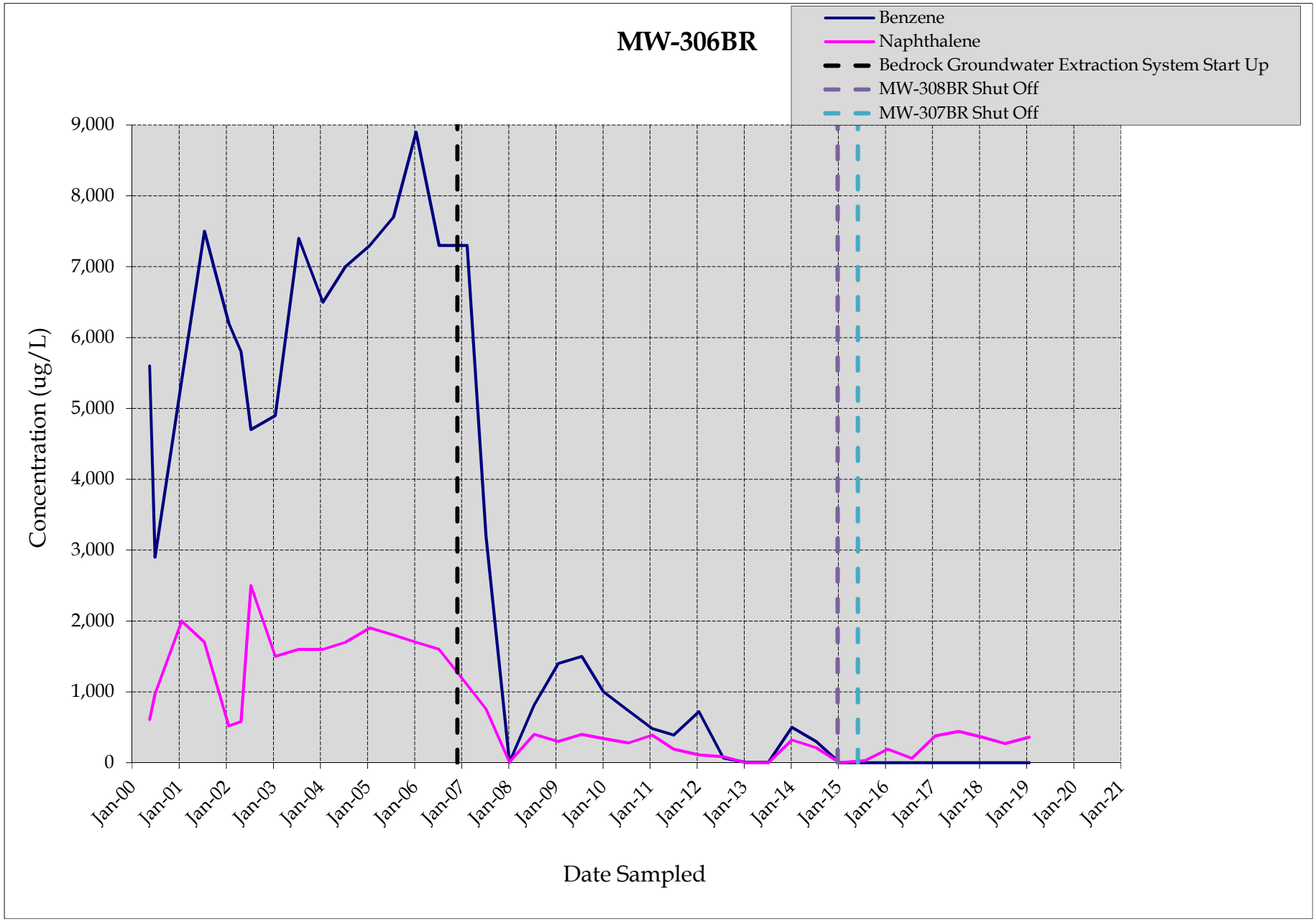
MW-306BR
Benzene
Naphthalene
Bedrock Groundwater Extraction System Start Up
MW-308BR Shut Off
MW-307BR Shut Off
Concentration (ug/L)
9,000
8,000
7,000
6,000
5,000
4,000
3,000
2,000
1,000
0
Jan-00
Jan-01
Jan-02
Jan-03
Jan-04
Jan-05
Jan-06
Jan-07
Jan-08
Jan-09
Jan-10
Jan-11
Jan-12
Jan-13
Jan-14
Jan-15
Jan-16
Jan-17
Jan-18
Jan-19
Jan-20
Jan-21
Date Sampled

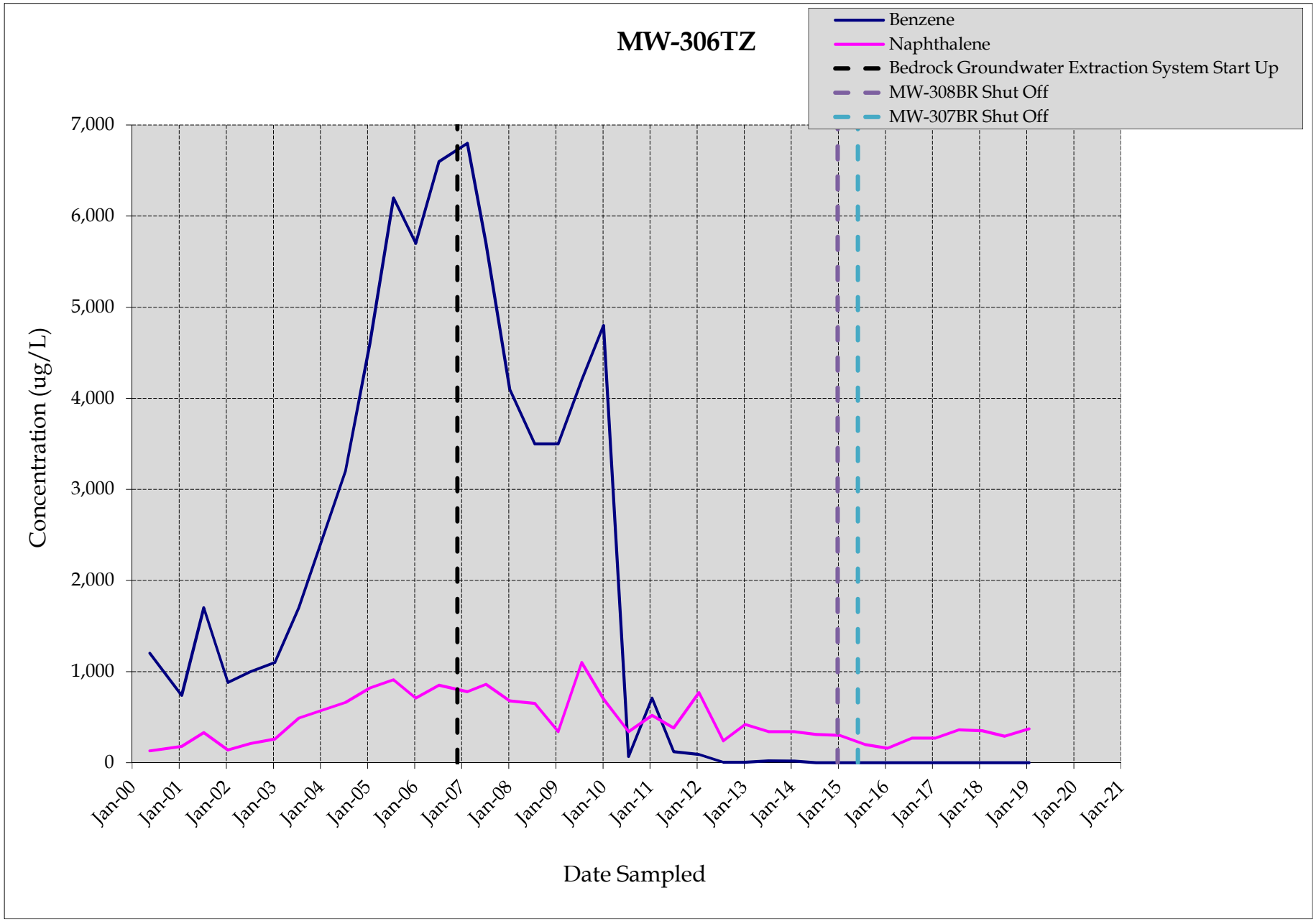
MW-306TZ
Benzene
Naphthalene
Bedrock Groundwater Extraction System Start Up
MW-308BR Shut Off
MW-307BR Shut Off
Concentration (ug/L)
7,000
6,000
5,000
4,000
3,000
2,000
1,000
0
Jan-00
Jan-01
Jan-02
Jan-03
Jan-04
Jan-05
Jan-06
Jan-07
Jan-08
Jan-09
Jan-10
Jan-11
Jan-12
Jan-13
Jan-14
Jan-15
Jan-16
Jan-17
Jan-18
Jan-19
Jan-20
Jan-21
Date Sampled

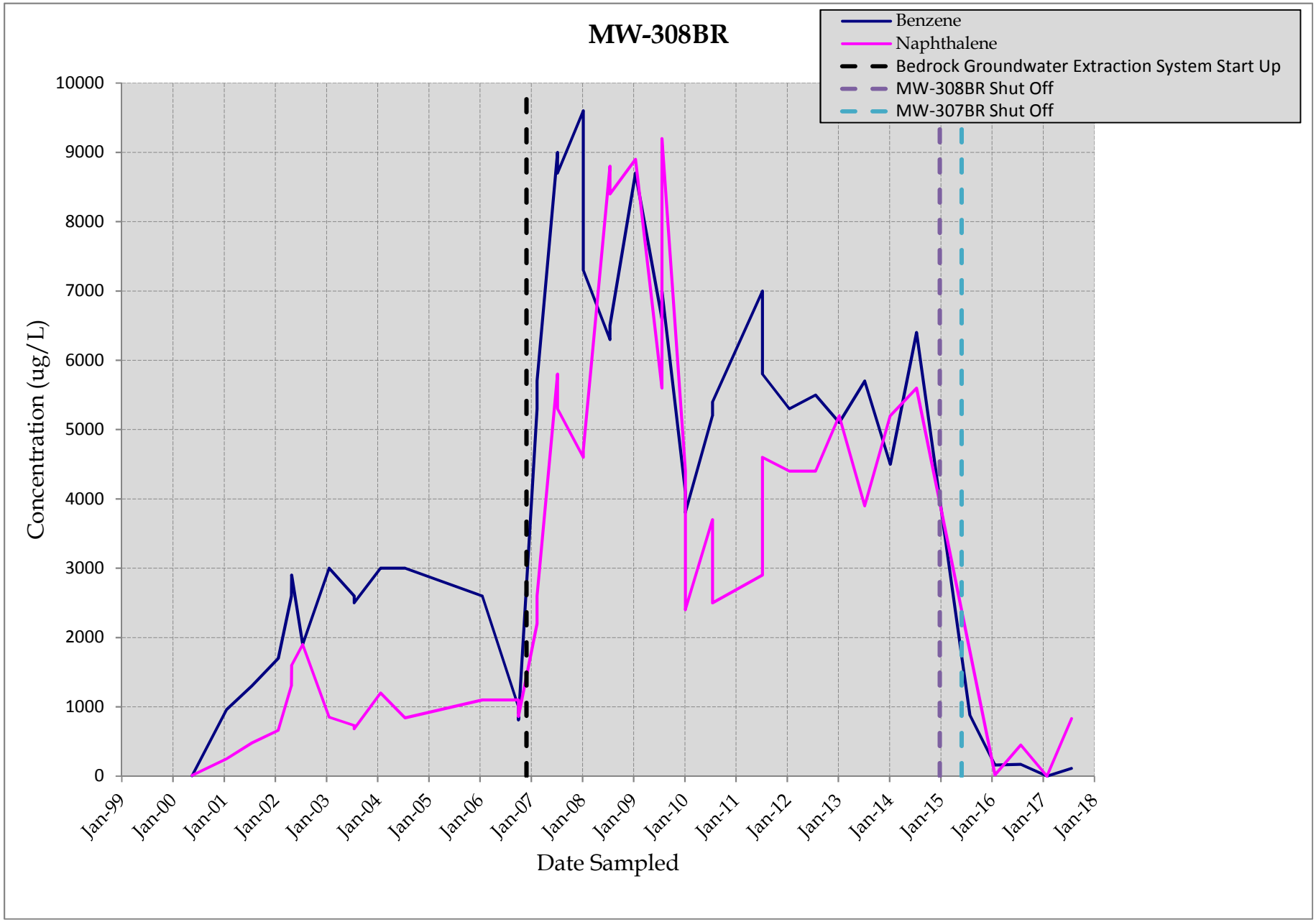
MW-308BR
Benzene
Naphthalene
Bedrock Groundwater Extraction System Start Up
MW-308BR Shut Off
MW-307BR Shut Off
Concentration (ug/L)
10000
9000
8000
7000
6000
5000
4000
3000
2000
1000
0
Jan-99
Jan-00
Jan-01
Jan-02
Jan-03
Jan-04
Jan-05
Jan-06
Jan-07
Jan-08
Jan-09
Jan-10
Jan-11
Jan-12
Jan-13
Jan-14
Jan-15
Jan-16
Jan-17
Jan-18
Date Sampled

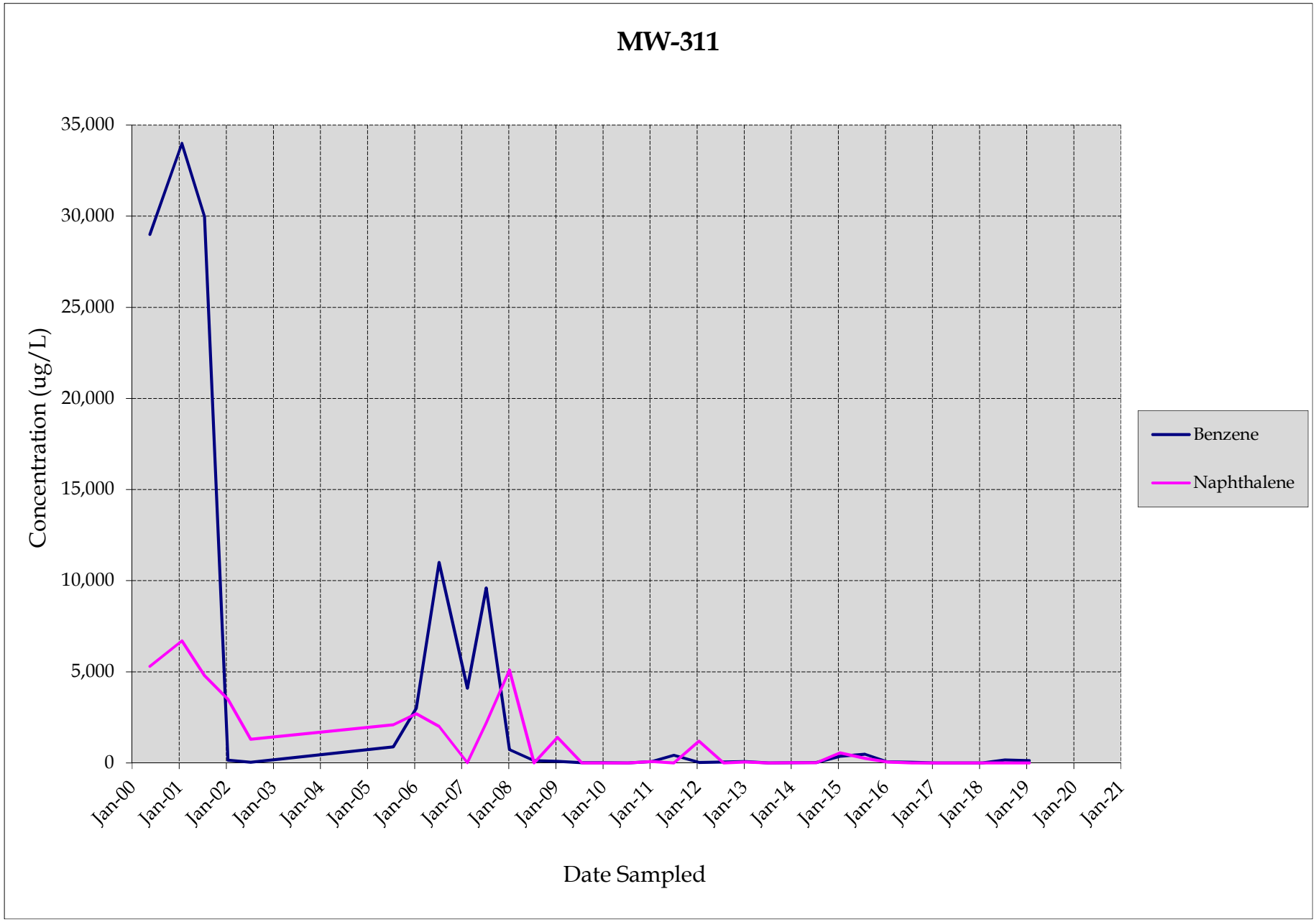
MW-311
35,000
30,000
25,000
20,000
15,000
10,000
5,000
0
Concentration (ug/L)
Jan-00
Jan-01
Jan-02
Jan-03
Jan-04
Jan-05
Jan-06
Jan-07
Jan-08
Jan-09
Jan-10
Jan-11
Jan-12
Jan-13
Jan-14
Jan-15
Jan-16
Jan-17
Jan-18
Jan-19
Jan-20
Jan-21
Date Sampled
Benzene
Naphthalene

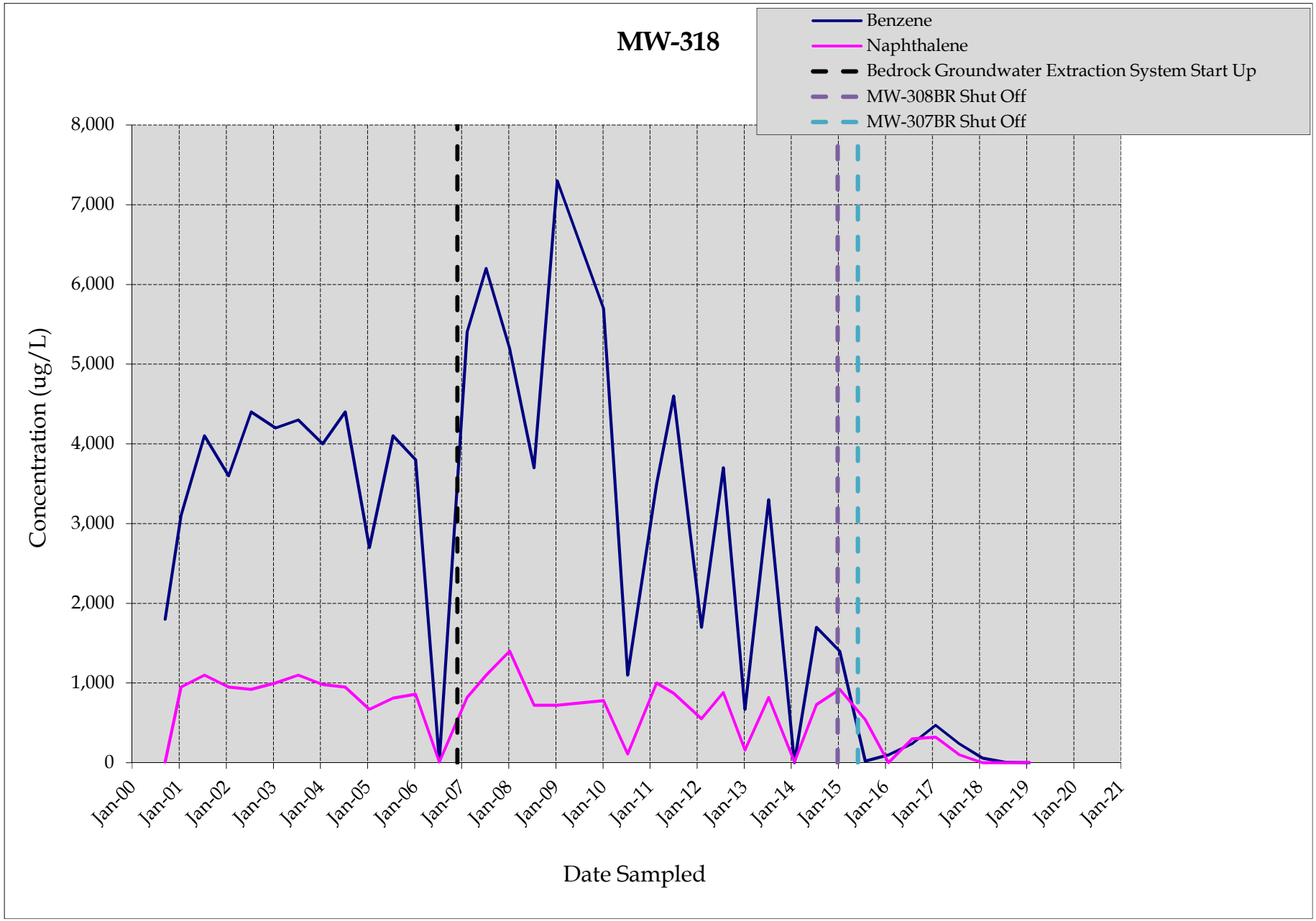
MW-318
Benzene
Naphthalene
Bedrock Groundwater Extraction System Start Up
MW-308BR Shut Off
MW-307BR Shut Off
Concentration (ug/L)
8,000
7,000
6,000
5,000
4,000
3,000
2,000
1,000
0
Jan-00
Jan-01
Jan-02
Jan-03
Jan-04
Jan-05
Jan-06
Jan-07
Jan-08
Jan-09
Jan-10
Jan-11
Jan-12
Jan-13
Jan-14
Jan-15
Jan-16
Jan-17
Jan-18
Jan-19
Jan-20
Jan-21
Date Sampled

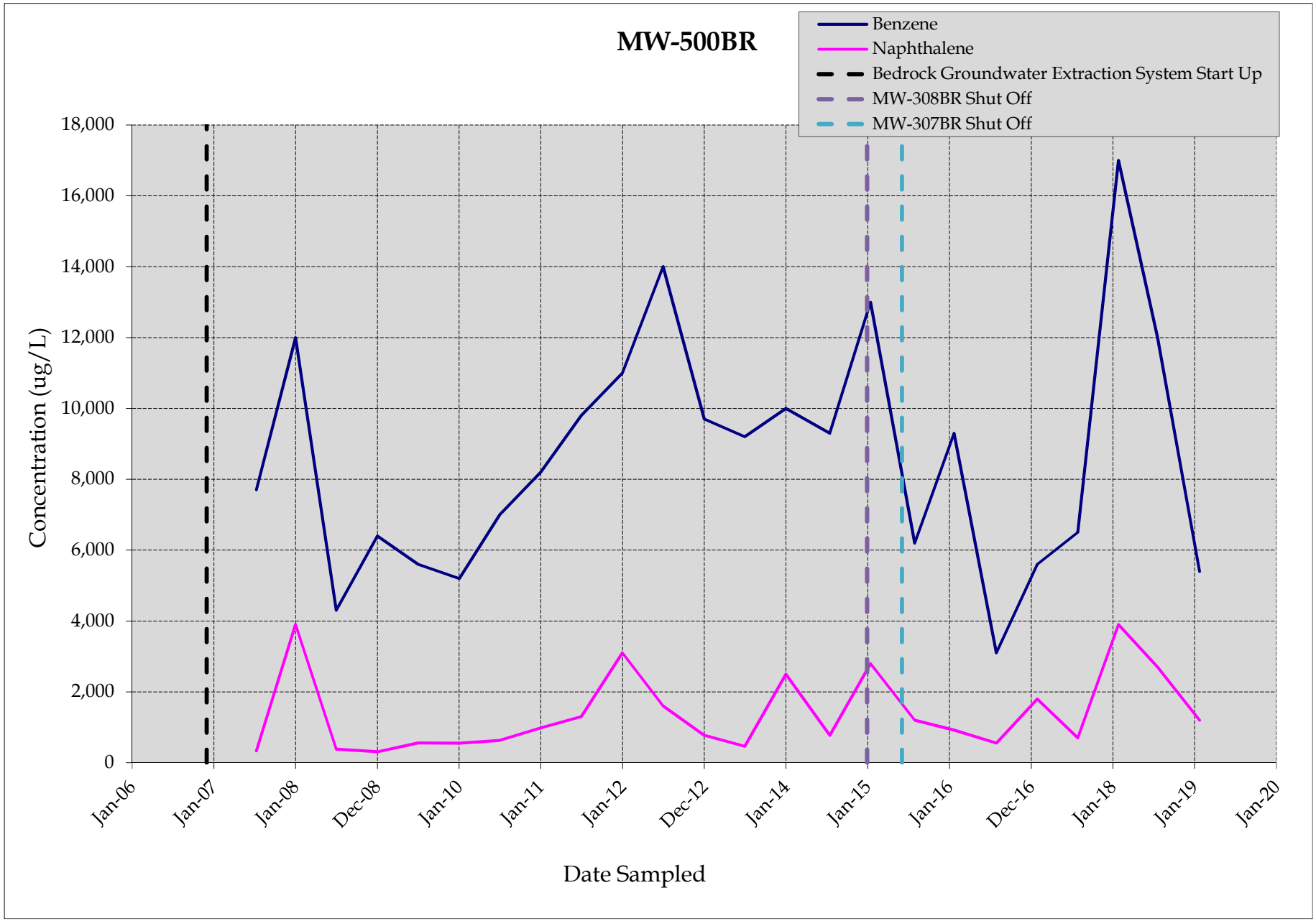

Prepared by/date: RMB 3/11/19
Checked by/date: RJB 3/12/19

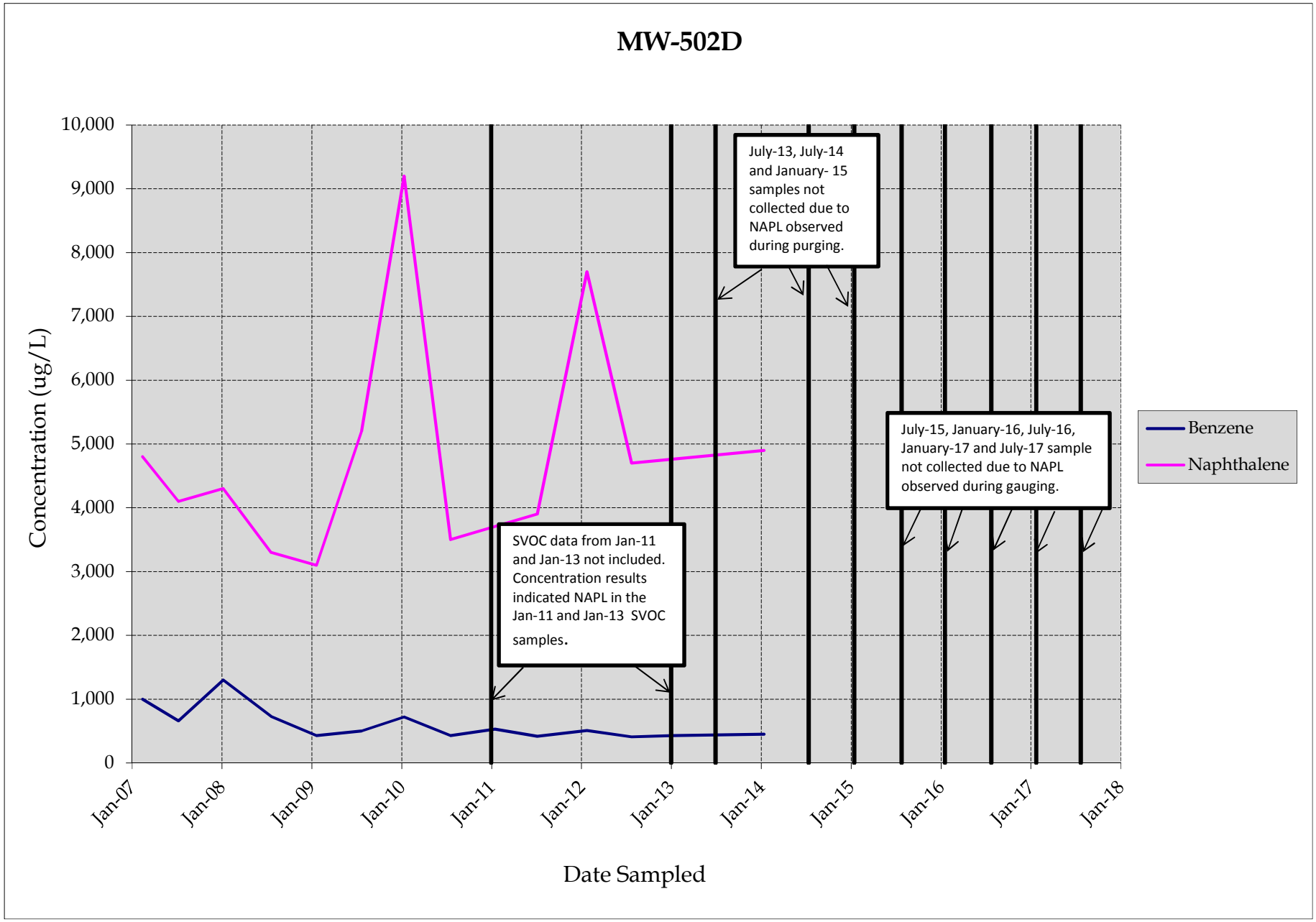
MW-502D
10,000
9,000
8,000
7,000
6,000
5,000
4,000
3,000
2,000
1,000
0
Concentration (ug/L)
Jan-07
Jan-08
Jan-09
Jan-10
Jan-11
Jan-12
Jan-13
Jan-14
Jan-15
Jan-16
Jan-17
Jan-18
Date Sampled
July-13, July-14 and January- 15 samples not collected due to NAPL observed during purging.
July-15, January-16, July-16, January-17 and July-17 sample not collected due to NAPL observed during gauging.
SVOC data from Jan-11 and Jan-13 not included. Concentration results indicated NAPL in the Jan-11 and Jan-13 SVOC samples.
Benzene
Naphthalene

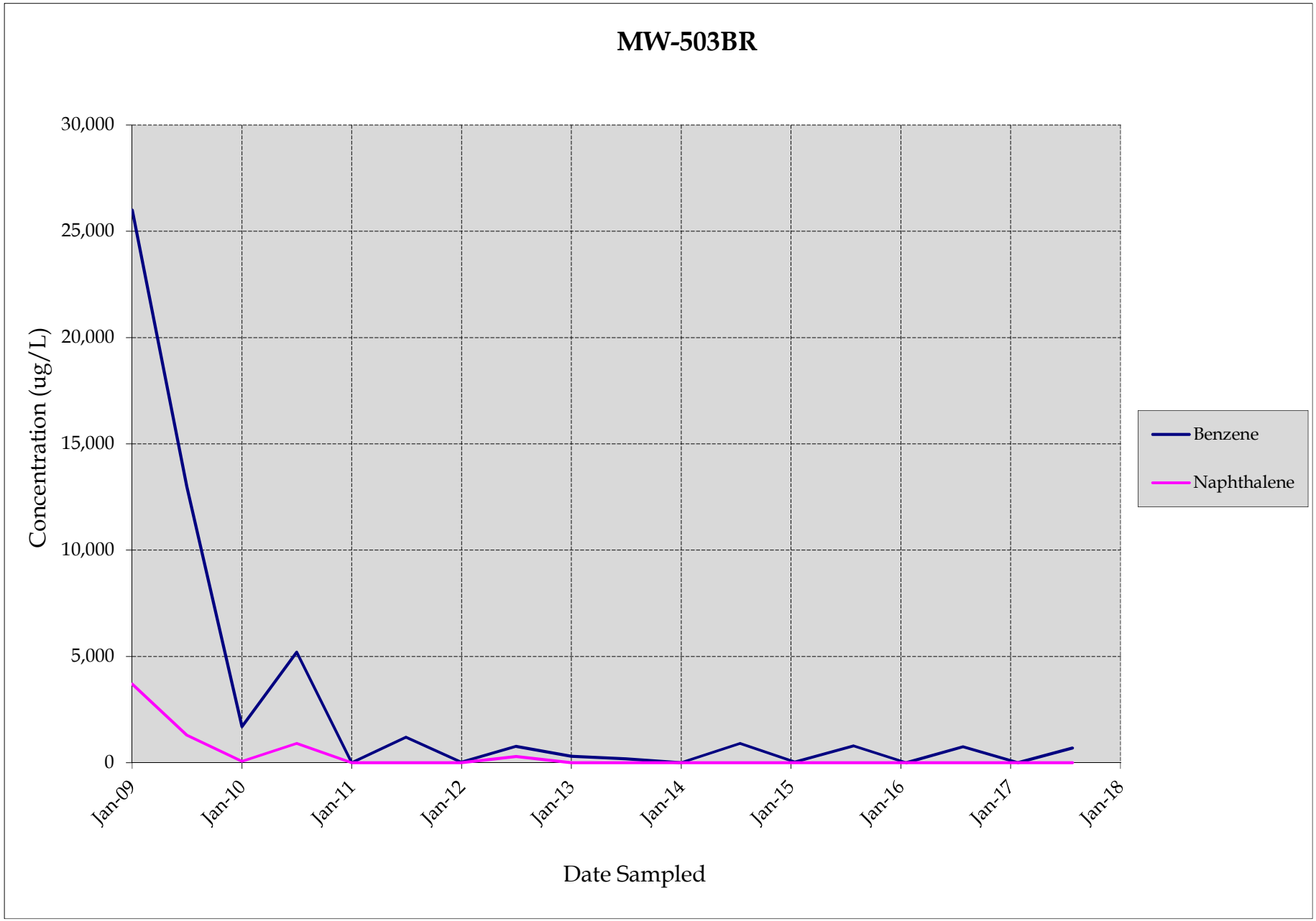
MW-503BR
30,000
25,000
20,000
15,000
10,000
5,000
0
Concentration (ug/L)
Jan-09
Jan-10
Jan-11
Jan-12
Jan-13
Jan-14
Jan-15
Jan-16
Jan-17
Jan-18
Date Sampled
Benzene
Naphthalene

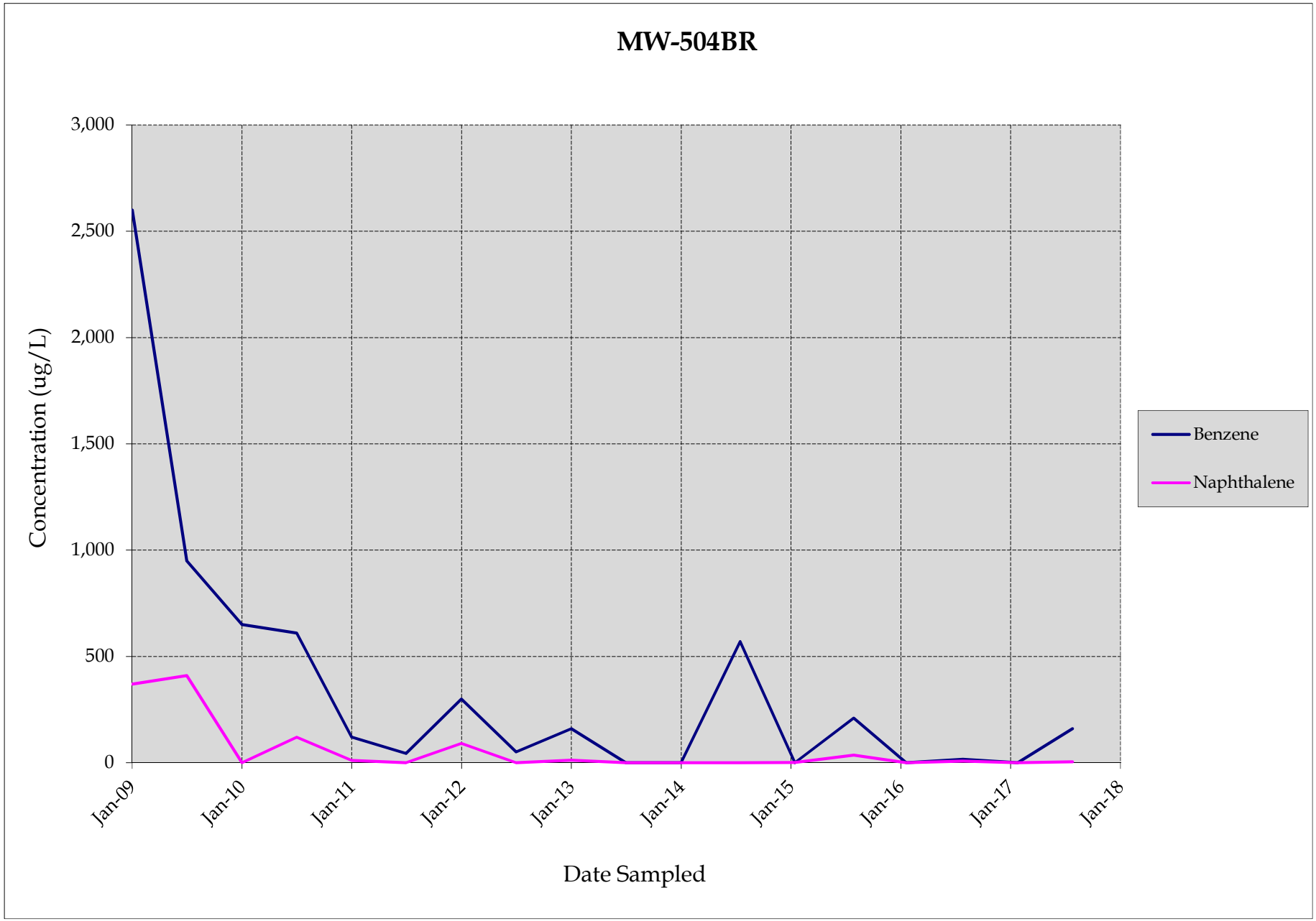

Prepared by/date: RMB 3/11/19
Checked by/date: RJB 3/12/19

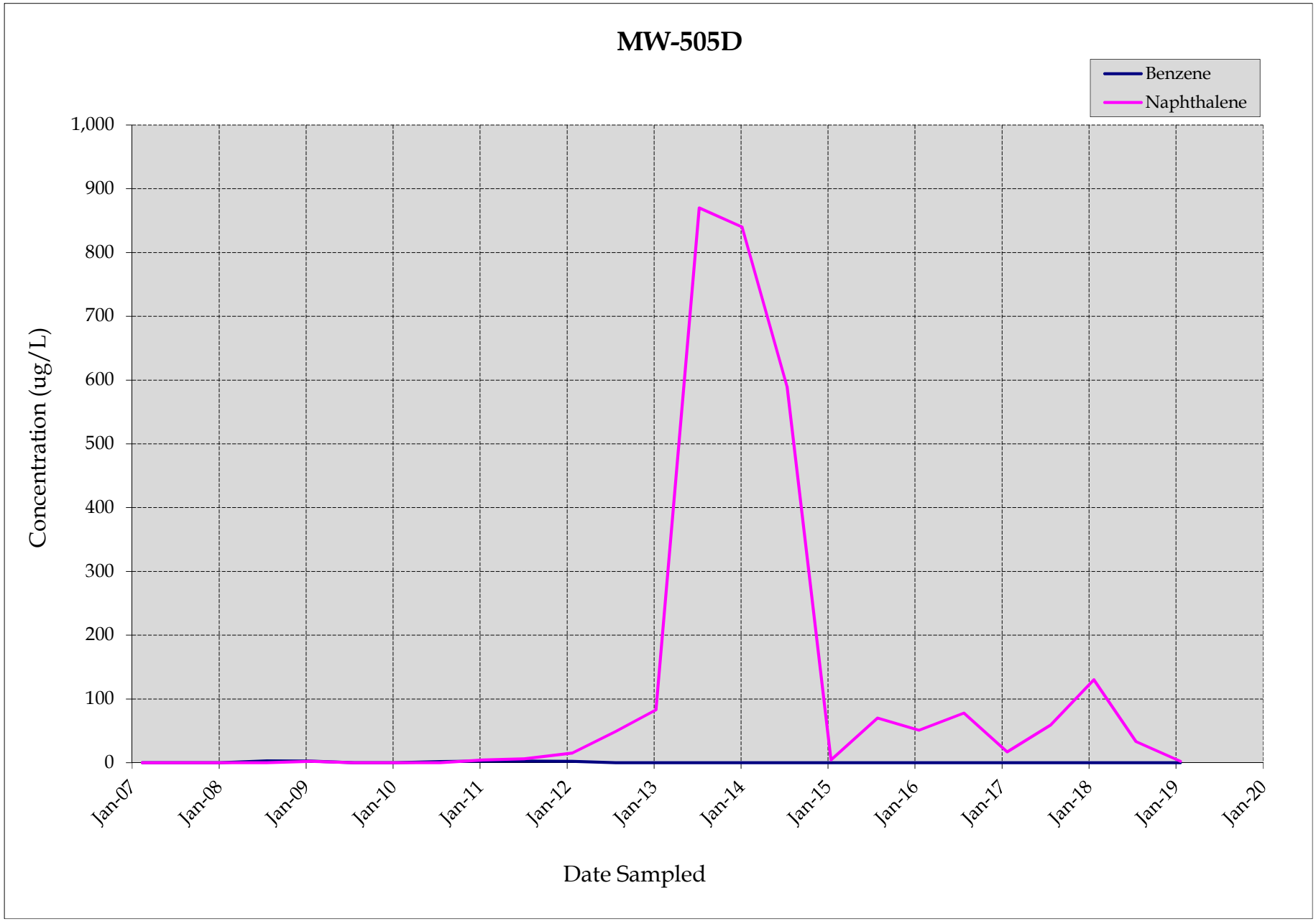
MW-505D
Benzene
Naphthalene
1,000
900
800
700
600
500
400
300
200
100
0
Concentration (ug/L)
Jan-07
Jan-08
Jan-09
Jan-10
Jan-11
Jan-12
Jan-13
Jan-14
Jan-15
Jan-16
Jan-17
Jan-18
Jan-19
Jan-20
Date Sampled

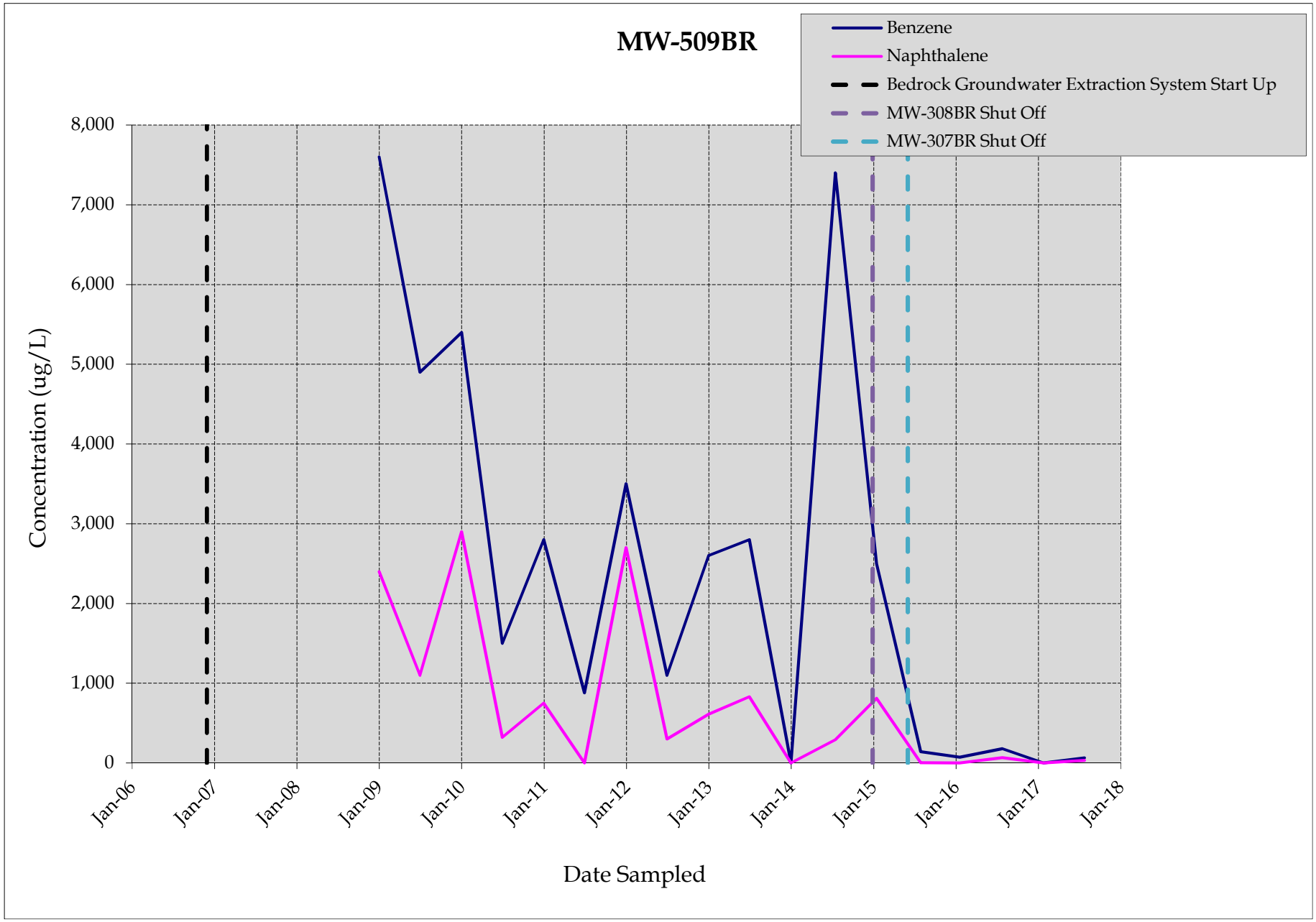
MW-509BR
Benzene
Naphthalene
Bedrock Groundwater Extraction System Start Up
MW-308BR Shut Off
MW-307BR Shut Off
Concentration (ug/L)
8,000
7,000
6,000
5,000
4,000
3,000
2,000
1,000
0
Jan-06
Jan-07
Jan-08
Jan-09
Jan-10
Jan-11
Jan-12
Jan-13
Jan-14
Jan-15
Jan-16
Jan-17
Jan-18
Date Sampled

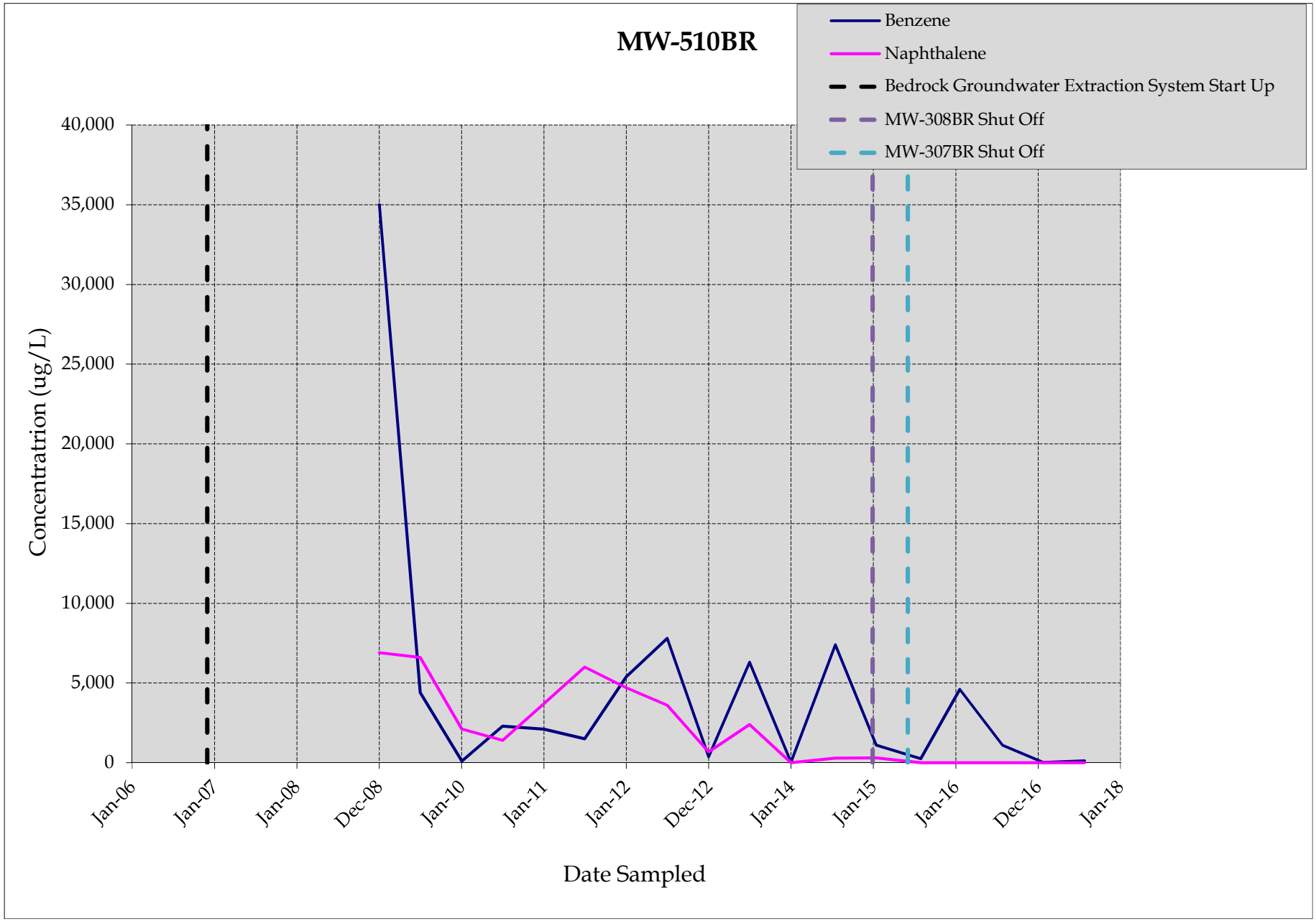
MW-510BR
Benzene
Naphthalene
Bedrock Groundwater Extraction System Start Up
MW-308BR Shut Off
MW-307BR Shut Off
Concentration (ug/L)
40,000
35,000
30,000
25,000
20,000
15,000
10,000
5,000
0
Jan-06
Jan-07
Jan-08
Dec-08
Jan-10
Jan-11
Jan-12
Dec-12
Jan-14
Jan-15
Jan-16
Dec-16
Jan-18
Date Sampled

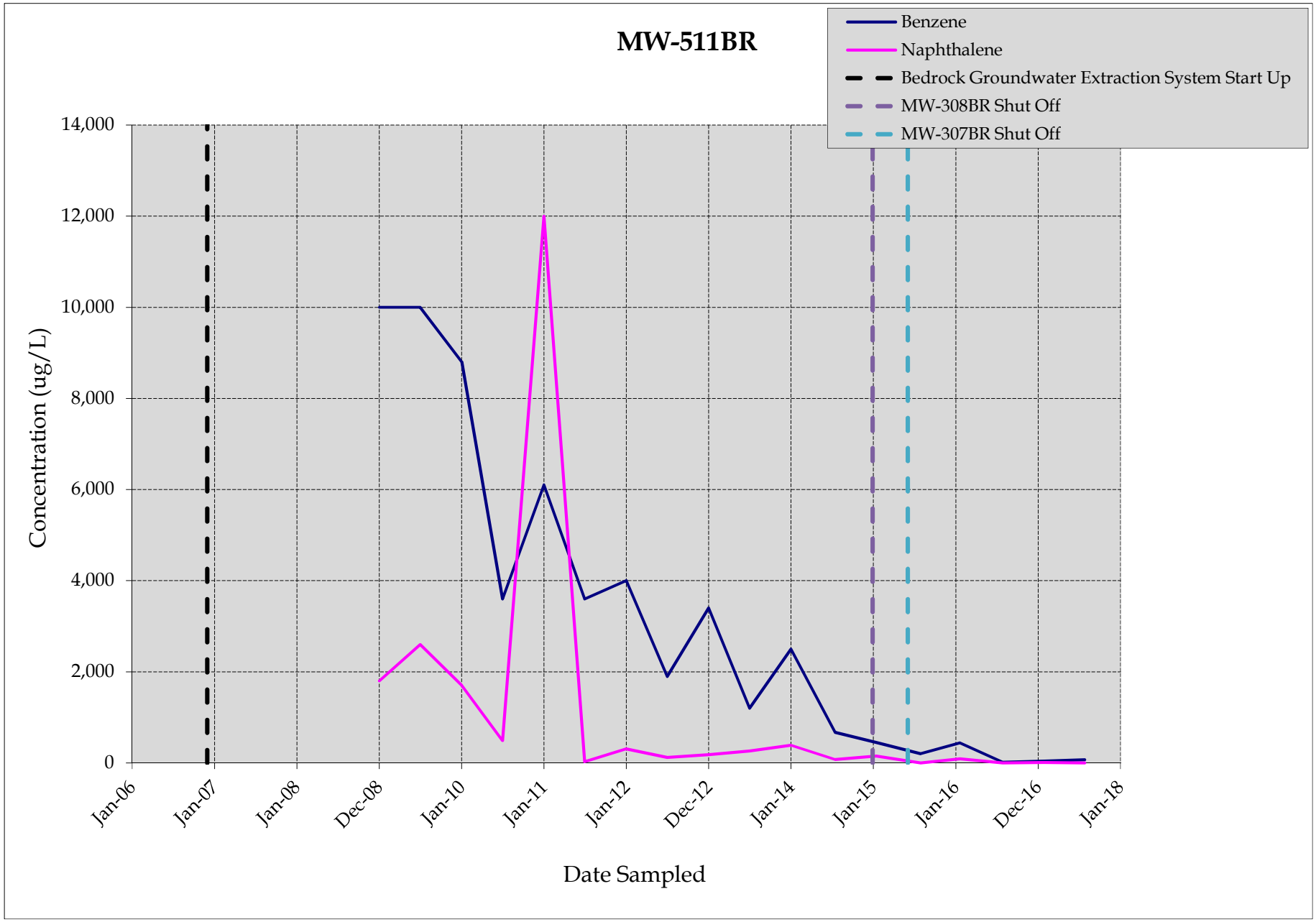

Prepared by/date: RMB 3/11/19
Checked by/date: RJB 3/12/19
Appendix F

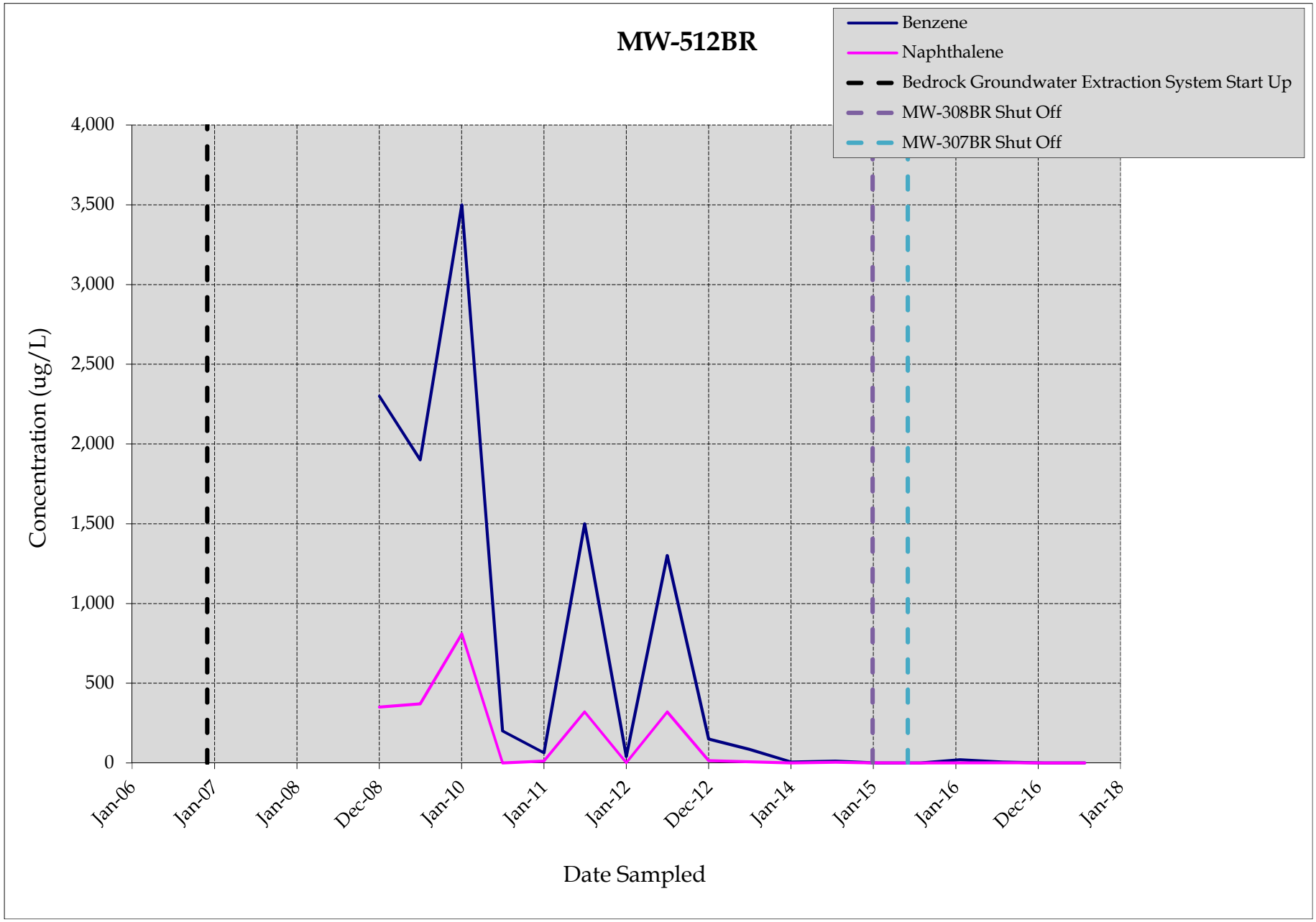
MW-512BR
Benzene
Naphthalene
Bedrock Groundwater Extraction System Start Up
MW-308BR Shut Off
MW-307BR Shut Off
Concentration (ug/L)
4,000
3,500
3,000
2,500
2,000
1,500
1,000
500
0
Jan-06
Jan-07
Jan-08
Dec-08
Jan-10
Jan-11
Jan-12
Dec-12
Jan-14
Jan-15
Jan-16
Dec-16
Jan-18
Date Sampled

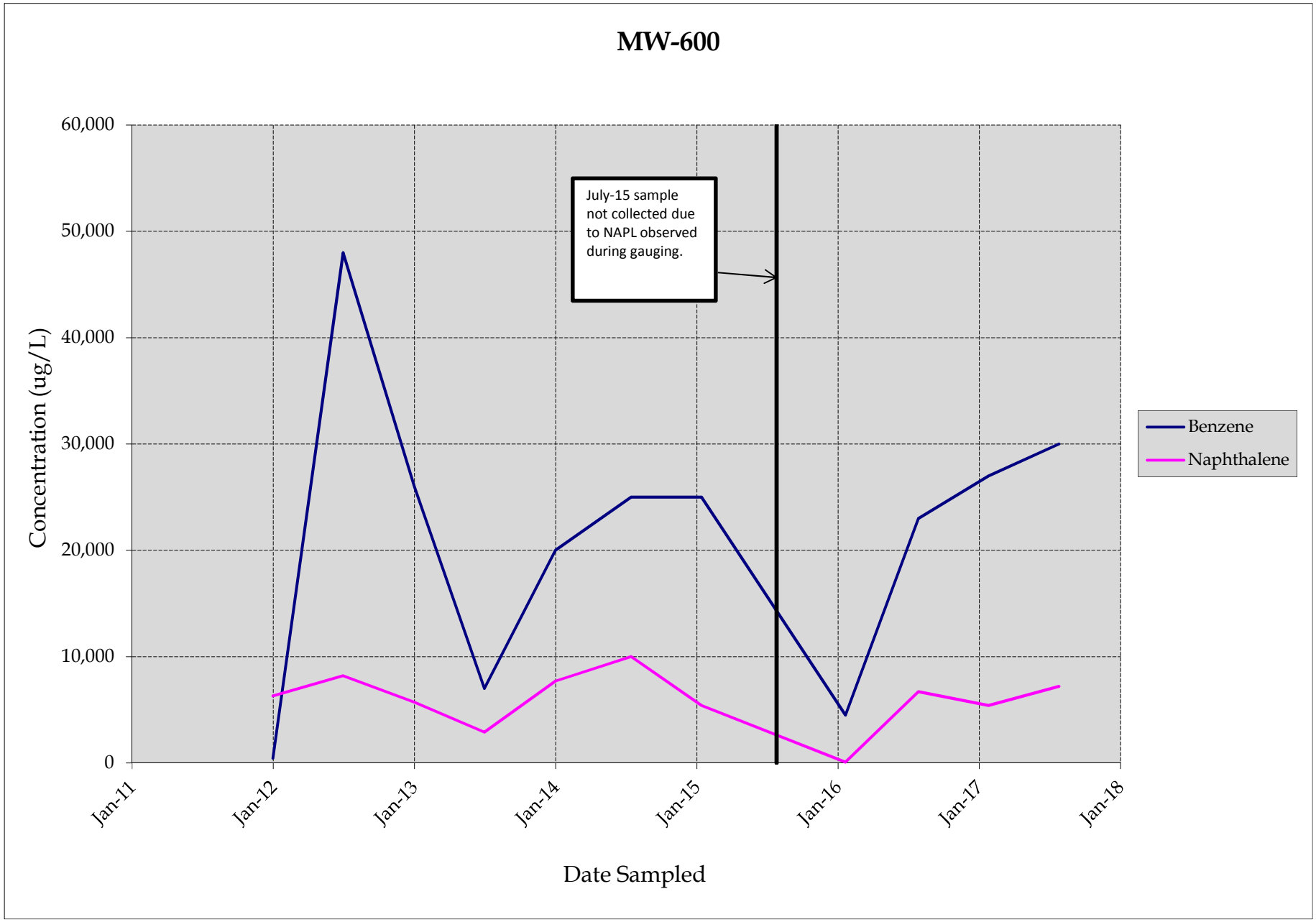

Prepared by/date: RMB 3/11/19
Checked by/date: RJB 3/12/19
Appendix F

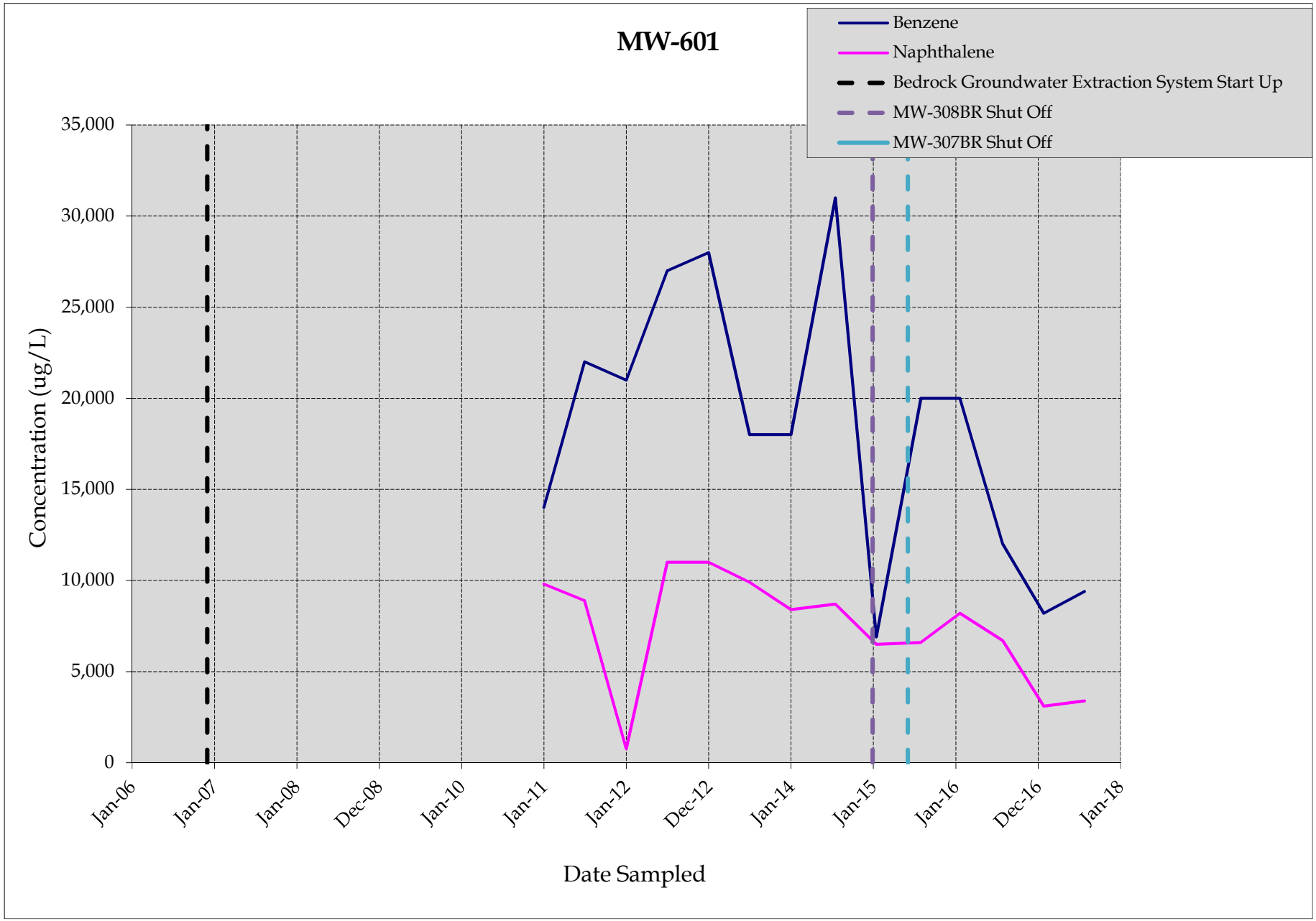
MW-601
Benzene
Naphthalene
Bedrock Groundwater Extraction System Start Up
MW-308BR Shut Off
MW-307BR Shut Off
Concentration (ug/L)
35,000
30,000
25,000
20,000
15,000
10,000
5,000
0
Jan-06
Jan-07
Jan-08
Dec-08
Jan-10
Jan-11
Jan-12
Dec-12
Jan-14
Jan-15
Jan-16
Dec-16
Jan-18
Date Sampled

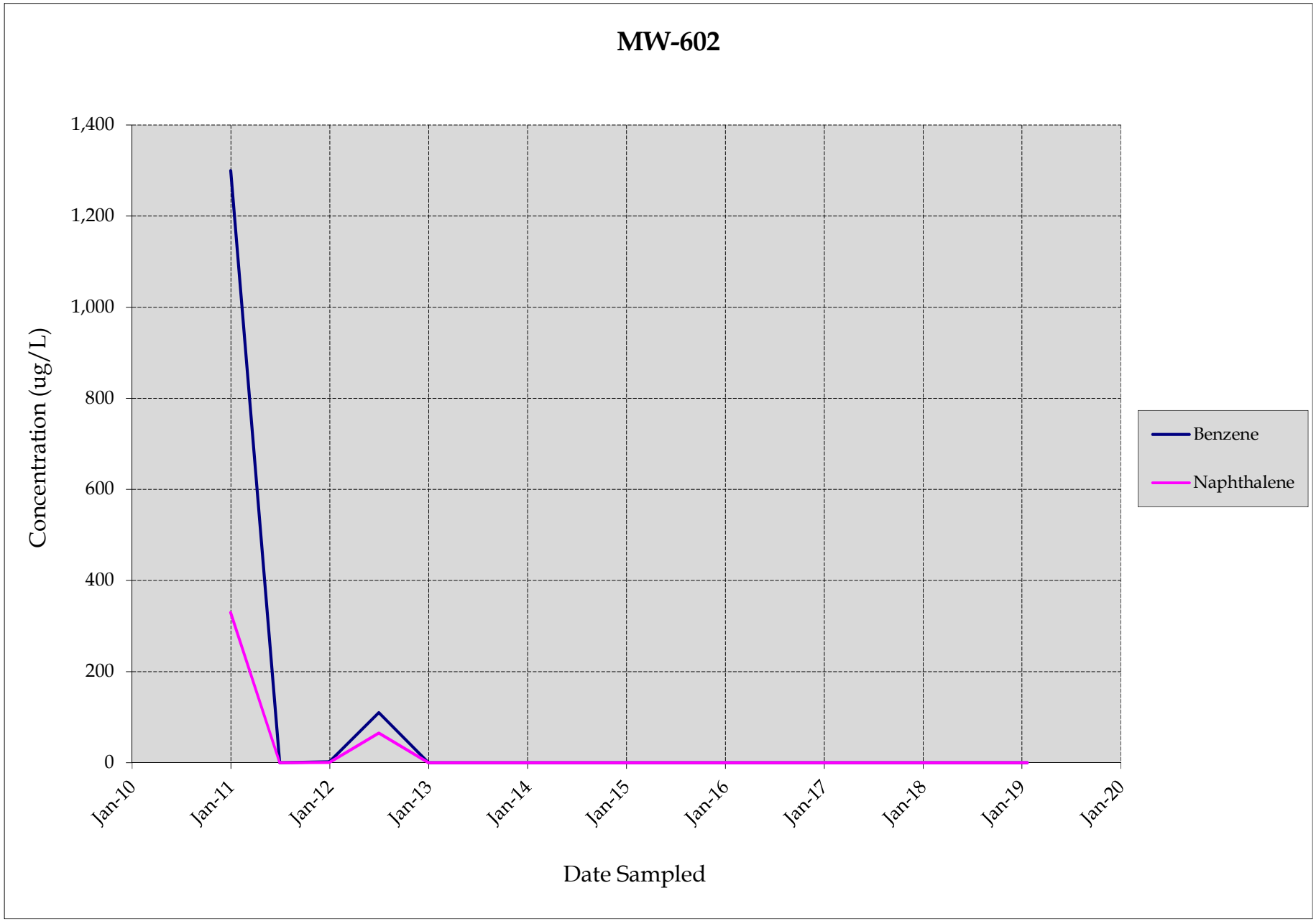

Prepared by/date: RMB 3/11/19
Checked by/date: RJB 3/12/19

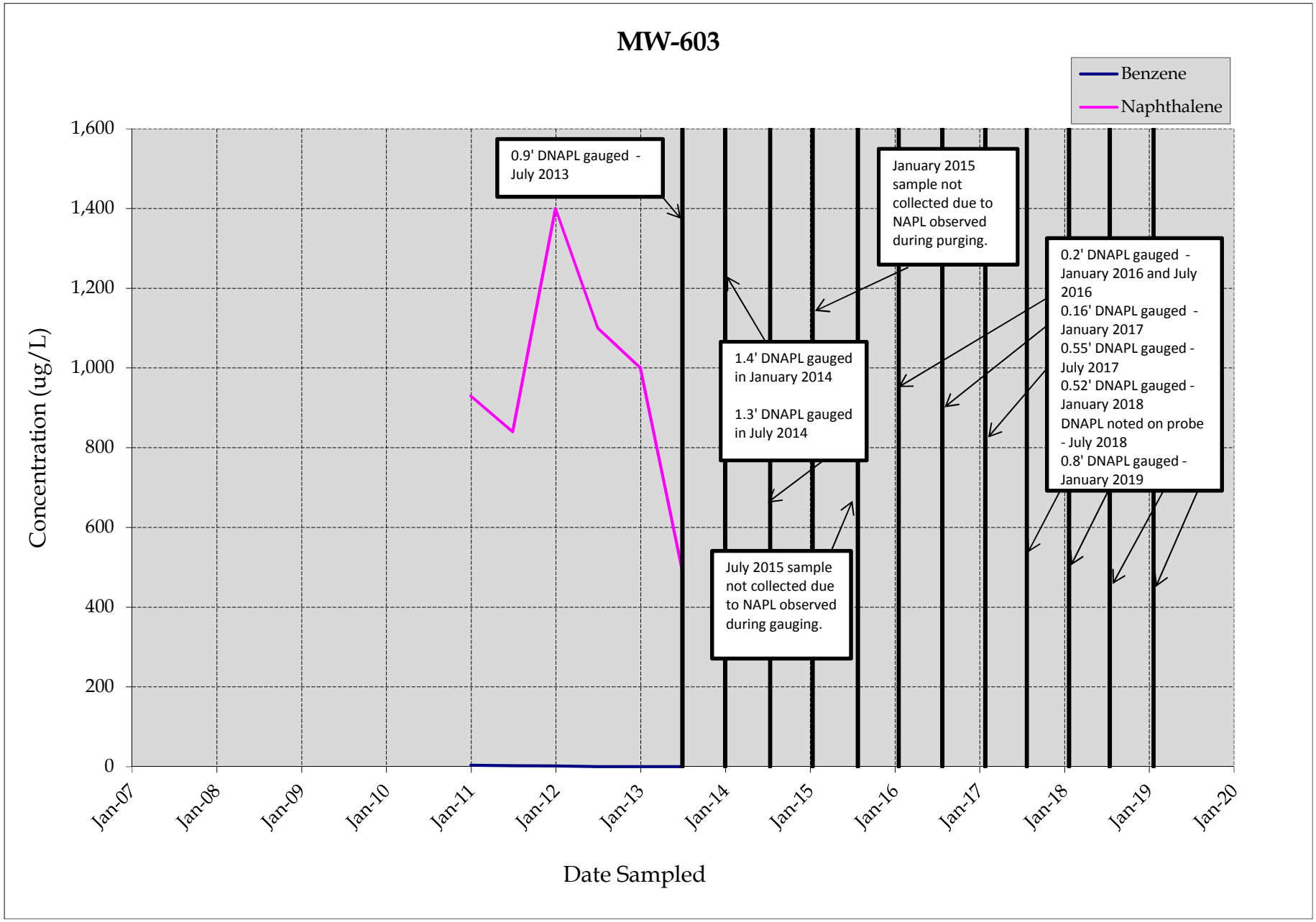

Prepared by/date: RMB 3/11/19
Checked by/date: RJB 3/12/19
Appendix F

APPENDIX G

CONTINUING ACTION MONITORING PLAN INSPECTION



Photograph: 1	*North Parcel facing north-northwest. 8th Street closure for I.S.S. remediation activities*

Atlanta Gas Light Company *January 2019 CAMP Report*	wood.	*Former MGP Site* *Augusta, Georgia*



Photograph: 2	*North Parcel + Reach E South of canal facing northwest*

Atlanta Gas Light Company *January 2019 CAMP Report*	wood.	*Former MGP Site* *Augusta, Georgia*



Photograph: 3	*8th Street I.S.S. closure between Taylor Street and Walton Way facing north*

Atlanta Gas Light Company *January 2019 CAMP Report*	wood.	*Former MGP Site* *Augusta, Georgia*



Photograph: 4	*Example of temporary I.S.S. signage on Northern Parcel and Carwash Property*

Atlanta Gas Light Company *January 2019 CAMP Report*	wood.	*Former MGP Site* *Augusta, Georgia*



Photograph: 5	*ROW north of Taylor Street south of Block E facing southeast*

Atlanta Gas Light Company *January 2019 CAMP Report*	wood.	*Former MGP Site* *Augusta, Georgia*



Photograph: 6	*ROW south of Taylor Street north of South Parcel facing east*

Atlanta Gas Light Company *January 2019 CAMP Report*	wood.	*Former MGP Site* *Augusta, Georgia*



Photograph: 7	*Parcel 362 facing southeast*

Atlanta Gas Light Company *January 2019 CAMP Report*	wood.	*Former MGP Site* *Augusta, Georgia*



Photograph: 8	*Parcel 340 and 341 facing west*

Atlanta Gas Light Company *January 2019 CAMP Report*	wood.	*Former MGP Site* *Augusta, Georgia*



Photograph: 9	*King Street south of Taylor Street facing south*

Atlanta Gas Light Company *January 2019 CAMP Report*	wood.	*Former MGP Site* *Augusta, Georgia*



Photograph: 10	*Walton Way east of intersection with 8th Street facing northwest onto I.S.S. work*

Atlanta Gas Light Company *January 2019 CAMP Report*	wood.	*Former MGP Site* *Augusta, Georgia*



Photograph: 11	*Carwash Property facing west*

Atlanta Gas Light Company *January 2019 CAMP Report*	wood.	*Former MGP Site* *Augusta, Georgia*



Photograph: 12	*Parcel 764 facing northwest*

Atlanta Gas Light Company *January 2019 CAMP Report*	wood.	*Former MGP Site* *Augusta, Georgia*



Photograph: 13	*Permanent sign for underground electrical vault in intersection of 9th & Fenwick Street*



Photograph: 14	*Underground electrical vault in intersection of 9th and Fenwick Street*



Photograph: 15	*Fenwick Street facing east toward intersection with 8th Street*

Atlanta Gas Light Company *January 2019 CAMP Report*	wood.	*Former MGP Site* *Augusta, Georgia*



Photograph: 16	*8th Street facing south away from intersection with Fenwick Street*

Atlanta Gas Light Company *January 2019 CAMP Report*	wood.	*Former MGP Site* *Augusta, Georgia*



Photograph: 17	*Intersection of 8th and Fenwick Street*

Atlanta Gas Light Company *January 2019 CAMP Report*	wood.	*Former MGP Site* *Augusta, Georgia*



Photograph: 18	*CSX Area facing southeast*

Atlanta Gas Light Company *January 2019 CAMP Report*	wood.	*Former MGP Site* *Augusta, Georgia*



Photograph: 19	*Parcel 98 (Teresa's Warehouse) facing south*

Atlanta Gas Light Company *January 2019 CAMP Report*	wood.	*Former MGP Site* *Augusta, Georgia*



Photograph: 20	*Parcel 53.1 (Joe Thompson Parking) facing southeast*

Atlanta Gas Light Company *January 2019 CAMP Report*	wood.	*Former MGP Site* *Augusta, Georgia*

TABLE 1

AGLC Augusta MGP Project
Semi-Annual Monitoring Form
Type 5 Parcels (Northern Parcel)
Institutional and Engineering Controls

MONITORING ITEM	CONDITION[1]			COMMENTS
	NA	MN	IA	
TYPE 5 INSTITUTIONAL CONTROLS				
Groundwater Restriction	X			
Excavation w/in ISS Limits	X			
Land Disturbing Activities	X			I.S.S.
New Utility Installations	X			
Residential Use Requirements/Barrier	X			
Permanent Markers	X			I.S.S. markers erected
Other	X			I.S.S. fence-line erected around property
TYPE 5 ENGINEERING CONTROLS				
Soil Cover (Condition, Disturbed, Maintained)	X			Disturbed
Vegetative Cover (Condition)	X			No vegetation cover remaining
Functionally Equivalent Controls In-Place	X			Area is completely fenced in and gated
Other				I.S.S. excavation activities
Monitoring Performed By: Daniel Howard				Date: January 25, 2019

Notes:
[1] - NA - no action needed, MN- maintenance needed, IA - immediate action needed

TABLE 2

AGLC Augusta MGP Project
Semi-Annual Monitoring Form
Type 5 Property (Car Wash Area)
Institutional and Engineering Controls

MONITORING ITEM	CONDITION[1]			COMMENTS
	NA	MN	IA	
TYPE 5 INSTITUTIONAL CONTROLS				
Groundwater Restriction	X			
Excavation w/in ISS Limits	X			
Land Disturbing Activities	X			I.S.S.
New Utility Installations	X			
Residential Use Requirements/Barrier	X			
Permanent Markers	X			I.S.S. markers erected
Other	X			ISS fence-line erected around property
TYPE 5 ENGINEERING CONTROLS				
Soil Cover (Condition, Disturbed, Maintained)	X			Disturbed
Vegetative Cover (Condition)	X			No vegetation cover remaining
Functionally Equivalent Controls In-Place	X			Area is completely fenced in and gated
Other				I.S.S. excavation activities
Monitoring Performed By: Daniel Howard				Date: January 25, 2019

Notes:
[1] - NA - no action needed, MN- maintenance needed, IA - immediate action needed

TABLE 3

AGLC Augusta MGP Project
Semi-Annual Monitoring Form Type 5
Property (Georgia Power Vault)
Institutional and Engineering Controls

MONITORING ITEM	CONDITION[1]			COMMENTS
	NA	MN	IA	
TYPE 5 INSTITUTIONAL CONTROLS				
Groundwater Restriction	X			
Excavation w/in ISS Limits	X			
Land Disturbing Activities	X			
New Utility Installations	X			
Residential Use Requirements/Barrier	X			
Permanent Markers	X			
Other				
TYPE 5 ENGINEERING CONTROLS				
Soil Cover (Condition, Disturbed, Maintained)	X			
Vegetative Cover (Condition)	X			Asphalt paving cover
Functionally Equivalent Controls In-Place	X			
Other				
Monitoring Performed By: Daniel Howard				Date: January 25, 2019

Notes:
[1] - NA - no action needed, MN- maintenance needed, IA - immediate action needed

TABLE 4

AGLC Augusta MGP Project

Semi-Annual Monitoring Form

Type 4 Properties (City of Augusta Street Locations: Fenwick & 8th Streets)

Institutional and Engineering Controls

Street Right-of-Way Locations

MONITORING ITEM	CONDITION[1]			COMMENTS
	NA	MN	IA	
TYPE 4 INSTITUTIONAL CONTROLS				
Groundwater Restriction	X			
Non-Residential Restrictions	X			
Erosion	X			
Other				8th Street closed off south of Fenwick Street

Monitoring Performed By: Daniel Howard Date: January 25, 2019

Notes:
[1] - NA - no action needed, MN- maintenance needed, IA - immediate action needed

TABLE 4-2

AGLC Augusta MGP Project
Semi-Annual Monitoring Form
Type 4 Properties (City of Augusta Street Location: Walton Way)
Institutional and Engineering Controls
Street Right-of-Way Location

MONITORING ITEM	CONDITION[1]			COMMENTS
	NA	MN	IA	
TYPE 4 INSTITUTIONAL CONTROLS				
Groundwater Restriction	X			
Non-Residential Restrictions	X			
Erosion	X			
Other	X			Street closure for I.S.S. excavation activities

Monitoring Performed By: Daniel Howard — Date: January 25, 2019

Notes:
[1] - NA - no action needed, MN- maintenance needed, IA - immediate action needed

TABLE 4-3

AGLC Augusta MGP Project
Semi-Annual Monitoring Form
Type 4 Properties (City of Augusta Street Location: 8th Street)
Institutional and Engineering Controls
Street Right-of-Way Location

MONITORING ITEM	CONDITION[1]			COMMENTS
	NA	MN	IA	
TYPE 4 INSTITUTIONAL CONTROLS				
Groundwater Restriction	X			
Non-Residential Restrictions	X			
Erosion	X			
Other				Street closure for I.S.S. excavation activities

Monitoring Performed By: Daniel Howard — Date: January 25, 2019

Notes:
[1] - NA - no action needed, MN- maintenance needed, IA - immediate action needed

TABLE 4-4

AGLC Augusta MGP Project
Semi-Annual Monitoring Form
Type 4 Properties (Taylor Street)
Institutional and Engineering Controls
Street Right-of-Way Locations (north and south of Taylor Street)

MONITORING ITEM	CONDITION[1]			COMMENTS
	NA	MN	IA	
TYPE 4 INSTITUTIONAL CONTROLS				
Groundwater Restriction	X			
Non-Residential Restrictions	X			
Erosion	X			
Other	X			I.S.S. activities bordering on northern ROW
Monitoring Performed By: Daniel Howard				Date: January 25, 2019

Notes:
[1] - NA - no action needed, MN- maintenance needed, IA - immediate action needed

TABLE 4-5

AGLC Augusta MGP Project
Semi-Annual Monitoring Form
Type 4 Properties (City of Augusta Street Location: King Street)
Institutional and Engineering Controls
Street Right-of-Way Locations

MONITORING ITEM	CONDITION[1]			COMMENTS
	NA	MN	IA	
TYPE 4 INSTITUTIONAL CONTROLS				
Groundwater Restriction	X			
Non-Residential Restrictions	X			
Erosion	X			
Other				
Monitoring Performed By: Daniel Howard				Date: January 25, 2019

Notes:
[1] - NA - no action needed, MN- maintenance needed, IA - immediate action needed

TABLE 5-1

AGLC Augusta MGP Project
Semi-Annual Monitoring Form
Type 4 Properties (Parcel 53.1)
Institutional and Engineering Controls
Street Right-of-Way Locations

MONITORING ITEM	CONDITION[1]			COMMENTS
	NA	MN	IA	
TYPE 4 INSTITUTIONAL CONTROLS				
Groundwater Restriction	X			
Non-Residential Restrictions	X			
Erosion	X			
Other	X			Storage of dirt piles on property, silt fence N boundary

Monitoring Performed By: Daniel Howard — Date: January 25, 2019

Notes:
[1] - NA - no action needed, MN- maintenance needed, IA - immediate action needed

TABLE 5-2

AGLC Augusta MGP Project
Semi-Annual Monitoring Form
Type 4 Properties (Parcel 98)
Institutional and Engineering Controls
Street Right-of-Way Locations

MONITORING ITEM	CONDITION[1]			COMMENTS
	NA	MN	IA	
TYPE 4 INSTITUTIONAL CONTROLS				
Groundwater Restriction	X			
Non-Residential Restrictions		X		Chain-link fence still broken in SW corner
Erosion	X			
Other				
Monitoring Performed By: Daniel Howard				Date: January 25, 2019

Notes:
[1] - NA - no action needed, MN- maintenance needed, IA - immediate action needed

TABLE 5-3

AGLC Augusta MGP Project
Semi-Annual Monitoring Form
Type 4 Properties (Parcel 764)
Institutional and Engineering Controls
Street Right-of-Way Locations

MONITORING ITEM	CONDITION[1]			COMMENTS
	NA	MN	IA	
TYPE 4 INSTITUTIONAL CONTROLS				
Groundwater Restriction	X			
Non-Residential Restrictions	X			
Erosion	X			
Other				
Monitoring Performed By: Daniel Howard				Date: January 25, 2019

Notes:
[1] - NA - no action needed, MN- maintenance needed, IA - immediate action needed

TABLE 5-4

AGLC Augusta MGP Project
Semi-Annual Monitoring Form
Type 4 Properties (Parcel 362)
Institutional and Engineering Controls
Street Right-of-Way Locations

MONITORING ITEM	CONDITION[1]			COMMENTS
	NA	MN	IA	
TYPE 4 INSTITUTIONAL CONTROLS				
Groundwater Restriction	X			
Non-Residential Restrictions	X			
Erosion	X			
Other				
Monitoring Performed By: Daniel Howard				Date: January 25, 2019

Notes:
[1] - NA - no action needed, MN- maintenance needed, IA - immediate action needed

TABLE 5-5

AGLC Augusta MGP Project
Semi-Annual Monitoring Form Type 4
Properties (Parcel 340 and 341)
Institutional and Engineering Controls
Street Right-of-Way Locations

MONITORING ITEM	CONDITION[1]			COMMENTS
	NA	MN	IA	
TYPE 4 INSTITUTIONAL CONTROLS				
Groundwater Restriction	X			
Non-Residential Restrictions	X			
Erosion	X			
Other				
Monitoring Performed By: Daniel Howard				Date: January 25, 2019

Notes:
[1] - NA - no action needed, MN- maintenance needed, IA - immediate action needed

TABLE 5-6

AGLC Augusta MGP Project
Semi-Annual Monitoring Form
Type 4 Properties (CSX Area)
Institutional and Engineering Controls
Street Right-of-Way Locations

MONITORING ITEM	CONDITION[1]			COMMENTS
	NA	MN	IA	
TYPE 4 INSTITUTIONAL CONTROLS				
Groundwater Restriction	X			
Non-Residential Restrictions	X			
Erosion	X			
Other				
Monitoring Performed By: Daniel Howard				Date: January 25, 2019

Notes:
[1] - NA - no action needed, MN- maintenance needed, IA - immediate action needed

APPENDIX B

ADDITIONAL INVESTIGATION

Legend

- Geoprobe Locations
- Approximate Limits of Planned ISS
- ISCO (In Situ Chemical Oxidation) Area
- Existing ISS (In Situ Solidification) Area

N

Fenwick Street

8th Street

GP-1021

GP-1020

No Dig Radius

Walton Way

Taylor Street

0 225 450 Feet

Atlanta Gas Light Company
9th Semiannual VRP Status Report
Former Manufactured Gas Plant
Augusta, Georgia

Geoprobe Boring Locations

Prepared by/Date: JAP - 5/30/2019	
Checked by/Date: ADB - 5/30/2019	
Project Number: 6122140098	wood.

Figure: B-1

Document Path: G:\AGL_Augusta\mxds\9th_Semi_Annual_Status_Report\FigureB1.mxd

GP-1020	Atlanta Gas Light Company Former Manufactured Gas Plant Site Augusta, GA	

PROJECT: AGLC Former Manufactured Gas Plant Site, Augusta, GA	PROJ. NO. 6122140098
NORTHING: EASTING:	DATE START: 10/4/18
GROUND ELEVATION: TOP OF RISER ELEVATION:	DATE FINISH: 10/4/18
DRILLING CONTRACTOR: Atlas Geo	DRILLER: David
METHOD: AMS power probe	FIELD REP.: J. Moore

IDENTIFICATION & REMARKS

DEPTH FT.	INTERVAL (FT.)	RECOVERY (FT.)	PID (PPM)	LITHOLOGIC DESCRIPTION
1	0-1.0'	3.2	0	Asphalt at surface to 1' with gravel
2	1.0-4.0'		0	Clayey SAND, red brown, moist, fine, micaceous
5	4.0-8.0'	3.5	0	Clayey SAND, red brown, moist, fine, micaceous to 4.3'; then fat CLAY, gray brown, moist, fine, micaceous
9	8.0-12.0'	3.1	0	Fat CLAY, mottled, brown to gray, fine, moist, high plasticity, no odor
13	12.0-16.0'	3.8	0	Fat CLAY, mottled, gray to brown, high plasticity
17	16.0-20.0'	3.5	0	Fat CLAY, mottled gray to brown, high plasticity
21	20.0-24.0'	3.4	0	Fat CLAY, mottled gray to brown, high plasticity to 20.9'; then poorly graded SAND, brown to gray, fine to medium, saturated, no BPLM, water and sand shot up in the drill rods to 17'- have to use piston sampler; hard to push to 24'
25	24.0-28.0'	4.0	0	Poorly graded SAND, gray, fine to coarse, very slight odor but no visual BPLM, few larger gravels on top of saptrolite, fat CLAY, mottled brown and gray at 27.7'

Wood Environment & Infrastructure Solutions, Inc.
1075 Big Shanty Road
Kennesaw, Georgia 30144

Prepared by: ADB 4/1/19
Checked by: GJH 4/1/19

GP-1021	Atlanta Gas Light Company Former Manufactured Gas Plant Site Augusta, GA	

PROJECT: AGLC Former Manufactured Gas Plant Site, Augusta, GA	PROJ. NO. 6122140098
NORTHING: EASTING:	DATE START: 10/4/18
GROUND ELEVATION: TOP OF RISER ELEVATION:	DATE FINISH: 10/4/18
DRILLING CONTRACTOR: Atlas Geo	DRILLER: David
METHOD: AMS power probe	FIELD REP.: J. Moore

IDENTIFICATION & REMARKS

DEPTH FT.	INTERVAL (FT.)	RECOVERY (FT.)	PID (PPM)	LITHOLOGIC DESCRIPTION
1	0-1.0'	3.8	0	Asphalt at surface to 1.2' with gravel
2	1.0-4.0'		0	Sandy CLAY, lean, moist, fine, slight mica
5	4.0-8.0'	4.0	0	Sandy CLAY, lean, moist, fine, slight mica to 5.5"; then fat CLAY, mottled gray to brown, fine, moist, slight mica, no odor
9	8.0-12.0'	4.0	0	Fat CLAY, mottled gray to brown, high plasticity, moist, slight sand in zones
13	12.0-16.0'	3.8	0	Fat CLAY, mottled gray to brown, high plasticity, moist, slight sand in zones
17	16.0-20.0'	4.0	0	Fat CLAY, mottled, strong brown, dark gray, high plasticity, moist, fine
21	20.0-24.0'	3.5	0	Fat CLAY, mottled strong brown, dark gray, high plasticity, moist, fine to 21'; then poorly graded SAND, light brown to gray, saturated, medium-grained, very faint odor but no BPLM or PID reading, few larger gravels; go down in piston sampler
25	24.0-28.0'	4.0	7.2	Poorly graded SAND, light gray, saturated, fine to medium, few larger gravels, no BPLM, faint sweet odor

Wood Environment & Infrastructure Solutions, Inc.
1075 Big Shanty Road
Kennesaw, Georgia 30144

Prepared by: ADB 4/1/19
Checked by: GJH 4/1/19

APPENDIX C

REGISTERED PROFESSIONAL SUPPORTING DOCUMENTATION

REGISTERED PROFESSIONAL SUPPORTING DOCUMENTATION

Gregory J. Wrenn, P.E.
Summary of Hours and Services
Atlanta Gas Light Company – Augusta, GA Former MGP Site
HSI Site No. 10132
Wood Project No. 6122-14-0098

Hours for preparation of 9th Semi-Annual VRP Status Report:

9 hours billed between December 1, 2018 and May 31, 2019