Voluntary Remediation Program Eighth Semi-Annual Status Report

Atlanta Gas Light Company Former Manufactured Gas Plant Site
Augusta, Richmond County, Georgia
HSI No. 10132
VRP Consent Order EPD-VRP-011
Project # 6122140098 Atlanta Gas Light Company

Prepared for:

Atlanta Gas Light Company
Ten Peachtree Place, Atlanta. Georgia 30309

11/30/2018

Voluntary Remediation Program Eighth Semi-Annual Status Report

Atlanta Gas Light Company Former Manufactured Gas Plant Site
Augusta, Richmond County, Georgia
HSI No. 10132
Project # 6122140098 Atlanta Gas Light Company

Prepared for:

Atlanta Gas Light Company
Ten Peachtree Place, Atlanta. Georgia 30309

Prepared by:

Wood Environment & Infrastructure Solutions, Inc.
1075 Big Shanty Road
Suite 100
Kennesaw, Georgia 30144
USA
T: 770-421-3400

11/30/2018

Copyright and non-disclosure notice

The contents and layout of this report are subject to copyright owned by Wood (© Wood Environment & Infrastructure Solutions, Inc.). save to the extent that copyright has been legally assigned by us to another party or is used by Wood under license. To the extent that we own the copyright in this report, it may not be copied or used without our prior written agreement for any purpose other than the purpose indicated in this report. The methodology (if any) contained in this report is provided to you in confidence and must not be disclosed or copied to third parties without the prior written agreement of Wood. Disclosure of that information may constitute an actionable breach of confidence or may otherwise prejudice our commercial interests. Any third party who obtains access to this report by any means will, in any event, be subject to the Third Party Disclaimer set out below.

Third-party disclaimer

Any disclosure of this report to a third party is subject to this disclaimer. The report was prepared by Wood at the instruction of, and for use by, our client named on the front of the report. It does not in any way constitute advice to any third party who is able to access it by any means. Wood excludes to the fullest extent lawfully permitted all liability whatsoever for any loss or damage howsoever arising from reliance on the contents of this report. We do not however exclude our liability (if any) for personal injury or death resulting from our negligence, for fraud or any other matter in relation to which we cannot legally exclude liability.

Table of Contents

1.0 Project Summary 1-1
2.0 Site Activities 2-1
2.1 Groundwater Monitoring 2-1
2.2 Site Work 2-1
2.3 Water Usage Survey 2-2
3.0 Additional Qualifying Parcels 3-1
4.0 Conclusions and Recommendations 4-1
5.0 Next Submittal 5-1
6.0 References 6-1

List of Tables

Table 2-1 Monitoring Well Status

List of Figures

Figure 1-1 Site Location Map
Figure 1-2 Parcel Block Map – City of Augusta
Figure 2-1 Monitoring Well Locations
Figure 2-2 Galliard Groundwater Approximate Extent of Dissolved Phase Impacts July 2018
Figure 2-3 Bedrock Groundwater Approximate Extent of Dissolved Phase Impacts July 2018
Figure 2-4 Wells to be Monitored
Figure 3-1 Qualifying Properties
Figure 4-1 Updated Schedule for VRP Activities

List of Appendices

Appendix A July 2018 CAER
Appendix B UST Closure Report
Appendix C Regulated Materials Survey
Appendix D Report of Project Monitoring in Conjunction with Asbestos Removal
Appendix E Water Usage Survey
Appendix F Registered Professional Supporting Documentation

List of Acronyms

Acronym	Definition
ACA	Augusta Canal Authority
AGLC	Atlanta Gas Light Company
BPLM	By-Product-Like Material
COA	Certificate of Appropriateness
DNAPL	Dense Non-Aqueous Phase Liquid
DPT	Direct Push Technology
EPD	Georgia Environmental Protection Division
ISS	In-Situ Solidification
MGP	Manufactured Gas Plant
RRS	Risk Reduction Standards
USEPA	United States Environmental Protection Agency
UST	Underground Storage Tank
VIRP	Voluntary Investigation and Remediation Plan
VRP	Georgia Voluntary Remediation Program

GROUNDWATER SCIENTIST CERTIFICATION

I certify that I am a qualified groundwater scientist who has received a baccalaureate or post-graduate degree in the natural sciences or engineering, and have sufficient training and experience in groundwater hydrology and related fields, as demonstrated by state registration and completion of accredited university courses, that enables me to make sound professional judgments regarding groundwater monitoring and contaminant fate and transport. I further certify that this report was prepared by me or by a subordinate working under my direction. Data contained herein gathered and reported by professionals other than Wood Environment & Infrastructure Solutions, Inc. are accepted as accurate and have been integrated into this report as such.

Greg Wrenn, P.E. (Georgia P.E. No. 25565)
Senior Environmental Engineer
Wood Environment & Infrastructure Solutions, Inc.

11/29/2018
Date

Registered P.E.'s Stamp:

Registered P.E.'s Mailing Address:
Wood Environment & Infrastructure Solutions, Inc.
1075 Big Shanty Road NW, Suite 100
Kennesaw, Georgia 30144

1.0 Project Summary

The former Augusta Manufactured Gas Plant (MGP) is located at the intersection of Walton Way and 8th Street in the City of Augusta, County of Richmond, Georgia (Figure 1-1). Atlanta Gas Light Company (AGLC), owns three parcels of land on which a MGP and ancillary facilities operated, which collectively occupy approximately 3.5 acres (Figure 1-2). These properties as well as those surrounding properties potentially impacted by the former MGP operations are collectively referred to as the "Augusta MGP Site" or the "Site" in this Status Report.

AGLC has performed a series of investigations and implemented numerous Georgia Environmental Protection Division (EPD) approved corrective actions and has addressed the MGP impacts in the unsaturated and saturated zone materials over large areas of the Site since the mid-1980s.

Excavation and in-situ solidification (ISS) operations were completed for the Northern Parcel and Car Wash areas during fall 2003. In 2004, soil removal (excavation) activities were completed at Blocks A, E, G, and H; 8th Street and Fenwick Street; and along five segments of the Third Level Canal (designated Reach D, Reach E, Reach F, Reach G, and Reach H). The excavation and ISS remedial activities within the Northern Parcel were documented in the August 9, 2005, *Northern Parcel Corrective Action Closure Report* prepared by MACTEC (currently known as Wood Environment & Infrastructure Solutions, Inc. [Wood]) and approved by the EPD on February 24, 2006.

In-situ chemical oxidation (ISCO) of the church area (Block E), along the 8th Street ROW, within the Gas Station parcel, and along the Walton Way right-of-way (ROW) was completed in November 2005. A *Corrective Action Closure Report (CACR)* for these off-site areas (operable units [OU], OU-1 and OU-2) was submitted by MACTEC (currently known as Wood) on January 16, 2009 and was approved by EPD in a letter dated March 30, 2009. A separate CACR was also prepared for the Third Level Canal (OU-3) following completion of remediation activities adjacent to the CSX Railroad property. The CACR for OU-3 was submitted by MACTEC (currently known as Wood) on January 16, 2009 and approved by EPD in a letter dated March 30, 2009. A bedrock groundwater extraction and treatment system operated at the Site from November 2006 through June 2015. Groundwater was extracted from MW-307BR and MW-308BR, treated via activated carbon, and discharged to the publicly owned treatment works (POTW).

A supplemental bedrock investigation was performed by AECOM in July 2008 and included the installation of nine additional bedrock monitoring wells (MW-503BR, MW-504BR and MW-506BR through MW-512 BR). Results of this investigation are summarized in AECOM's *Bedrock Groundwater Investigation Report* dated February 19, 2009. All the installed bedrock monitoring wells were subsequently added to the monitoring network.

In correspondence dated March 6, 2009, AGLC responded to EPD's comments to the *4th Corrective Action Effectiveness Report* (CAER) and provided a proposed approach and timeframe to develop a Site Conceptual Model (SCM) and conduct groundwater modeling (following approval by EPD of the SCM), and prepare a feasibility study (FS; following approval by EPD of the Ground Water Modeling Report) in order to address the Site as a whole and better define an effective path to closure. A draft SCM dated June 19, 2009, was submitted to EPD by Environmental Cost Management, Inc. (ECM) on behalf of AGLC. A revised SCM, addressing EPD comments dated August 3, 2009, was submitted by ECM on October 2, 2009. The revised SCM presented changes to the well network that were approved in EPD's August 3, 2009, letter. These changes to the monitoring well network were incorporated into the current sampling event. A revised SCM was submitted to EPD on December 28, 2009 and approved by EPD in a letter dated March 19, 2010.

A supplemental data gap investigation was performed by ECM in October 2010 in accordance with the recommendations of the December 2009 SCM. The investigation included the installation of one additional bedrock monitoring well (MW-513BR), and the installation of four additional Galliard Formation monitoring wells (MW-600, MW-601, MW-602, and MW-603). In addition, one alluvium well (MW-04) and five Galliard Formation wells (MW-18, MW-201, MW-210, MW-305, and MW-407D) were decommissioned based on the recommendations of the EPD-approved SCM. In addition, MW-408D was abandoned and replaced with MW-408DR. Results of this investigation are summarized in ECM's *Data-Gap Investigation and Monitoring Well Installation/Decommissioning Report* dated February 14, 2011. The monitoring wells installed in 2010 are included in the current monitoring well network.

The results of the 2010 data gap investigation were incorporated in ECM's *Site Conceptual Model Addendum* (SCM Addendum) dated February 17, 2012. The SCM Addendum recommended an overall reduction to the monitoring well network, and the continued inclusion of bedrock monitoring wells MW-504BR and MW-510BR within the well network to monitor plume control. In a May 23, 2012 letter, the EPD approved a number of the reductions, including the abandonment of five wells (two Galliard: MW-23, MW-211 and three saprolite: MW-11, MW-312, and MW-314), and the elimination of sampling and/or gauging in a number of Discrete Depth Sampling Port (DDSP) wells. Well abandonment work was completed in July 2012, with the exception of MW-211, which was not abandoned due to access issues and will be abandoned during future activities. Ongoing groundwater monitoring reflects the revised monitoring well network, which was documented in Table 3-8 of ECM's June 22, 2012 response to the EPD's May 23, 2012 letter.

The *Ground Water Flow and Transport Model* report was submitted to the EPD by ECM on June 5, 2012. The EPD provided comments on June 29, 2012. In general, the comments discussed the need for inclusion of a sensitivity analysis and a detailed calibration of the model results to historical monitoring data. A response with the additional analysis was provided to the EPD on August 14, 2012. In accordance with the Site-wide approach developed in 2009, a FS was prepared based on the results of the SCM Addendum and the groundwater modeling. The FS was submitted to the EPD on December 13, 2012, and recommended excavation in Block C (D'Antignac Street), with monitored natural attenuation (MNA) in the street areas and Block E as access issues, utilities, and the presence of buildings limit effective implementation of a remedy. The FS also recommended discontinuing operation of the bedrock groundwater extraction system.

EPD provided comments to the FS in correspondence dated October 9, 2013, and required that actions be taken to address remaining source materials in all areas of the Site, including the street areas and Block E. Rather than submitting a revised FS, the EPD requested that the comments be addressed in a Revised Corrective Action Plan (RCAP). In subsequent meetings and correspondence with EPD, it was agreed that AGLC would submit a RCAP by August 29, 2014.

After further evaluation and coordination, AGLC and EPD agreed that the Augusta MGP Site was a candidate for enrollment in the VRP. AGLC received a letter from EPD concurring with entering the Augusta MGP Site into the VRP contingent on execution of a new Consent Order moving the Augusta MGP Site into the VRP as well as submittal of an acceptable Voluntary Investigation and Remediation Plan (VIRP) in lieu of a RCAP by August 28, 2014, consistent with the original RCAP submittal deadline. Proposed Consent Order EPD-VRP-011 was transmitted by EPD to AGLC on June 27, 2014 for review and signature. AGLC signed the proposed Consent Order and transmitted back to EPD on July 22, 2014. The public notice period for the proposed Consent Order EPD-VRP-011 closed on September 10, 2014. Additionally, to demonstrate AGLC's commitment to enrolling the Augusta MGP Site in the VRP, AGLC submitted an initial VRP Application Form and Checklist with associated VRP application fee on August 6, 2014.

On behalf of AGLC, AMEC (currently known as Wood) submitted the VIRP to EPD on August 28, 2014. The VIRP provided the proposed remediation approach, schedule, and supporting documentation, and included an updated VRP Application form. The EPD approved the VRP application in a December 3, 2014 letter, which also set forth the required schedule for submittal of semiannual progress reports on June 1st and December 1st of each year, and additional requirements for the December 1, 2017 progress report. A second letter from EPD, also dated December 3, 2014, provided additional technical comments on the VIRP, which were addressed in subsequent progress reports.

Seven semiannual VRP progress reports have been submitted prior to this report. In addition to the Corrective Action Effectiveness Reports (CAERs) included with each progress report, the following information was provided:

- First report from June 2015: Included a vapor intrusion risk assessment, former closure approval letters, surface water laboratory results, and parcel affidavits in response to EPD's December 3, 2014 letter.
- Second report from December 2015: Included a well survey, a well abandonment report for seven groundwater monitoring wells (which were located on Georgia Power property to facilitate expansion of the Fenwick Street substation), and a report to evaluate the effectiveness of the bedrock groundwater extraction system.
- Third report from June 2016: Included responses to EPD's December 3, 2014 letter, residential building demolition documentation, additional investigation documentation related to installation of additional groundwater monitoring wells, and a revised vapor intrusion report.
- Fourth report from December 2016: Included a well survey and well construction information for monitoring well MW-603SAP.
- A letter from EPD, dated April 27, 2017, provided comments on the first four semiannual status reports. These comments included approval of the Type 5 RRS area in the southeast quadrant of the Fenwick Street and 9th Street intersection, approval of the proposed abandonment of 20 groundwater monitoring wells, acceptance of additional qualifying properties, and a request for the court-recorded covenant associated with the site.
- Fifth report from June 2017: Included responses to EPD's April 27, 2017 letter.
- Sixth report from December 2017: Included a well abandonment report for 20 groundwater monitoring wells, a well survey, and vertical delineation documentation.
- Seventh report from June 2018: Included updates on the progress of the ISS remediation design, the relocation of Trinity Church, and AGLC's acquisition of the gas station parcel.

2.0 Site Activities

Site activities completed during this reporting period are summarized in the following sections. Progress during this reporting period has been primarily focused on the initiation of remediation implementation. In addition, semiannual groundwater data was collected from existing wells, and the results of this sampling, as well as observations from the *Continuing Action Monitoring Plan* inspection, have been documented in a Corrective Action Effectiveness Report included as Appendix A.

2.1 Groundwater Monitoring

Groundwater monitoring at the Site was performed in July 2018. The *July 2018 Semi-Annual Corrective Action Effectiveness Report* is included as Appendix A. Figure 2-1 presents the current monitoring well network at the Site, as well as the approximate limits of remediation. Approximate extents of dissolved phase impacts in the Galliard and Bedrock formations for July 2018 sampling are presented in Figures 2-2 and 2-3, respectively. Concentrations observed in monitoring wells and the extent of dissolved phase impacts are generally similar to previous sampling events.

A modified program with a subset of existing monitoring wells will be sampled during ISS implementation to continue to evaluate groundwater quality. The wells planned for monitoring during ISS implementation are presented on Table 2-1 and Figure 2-4. After implementation of ISS is completed, localized groundwater flow above the saprolite will be altered by the solidified ISS mass. Additionally, permeability and leaching potential will be greatly reduced within the ISS mass footprint. For these reasons, locations of potential new/replacement wells will be identified after completion of ISS activities and after an evaluation of post ISS groundwater data from the retained wells has been completed.

2.2 Site Work

Trinity Church was successfully relocated 250 feet across Taylor Street on May 3, 2018 to allow for ISS implementation under the original location.

Remediation mobilization to the site occurred on July 9, 2018. Activities conducted prior to beginning ISS included property surveys, groundwater monitoring, installation of air monitoring systems, safety and preconstruction meetings, utility shutoff and relocation, traffic diversion, erosion control, and recycling of crushed asphalt. ISS implementation began on August 24, 2018. As of November 2, 2018, 640 ISS columns had been installed. Remediation is expected to take approximately 18 months to complete and an additional three months will be required to complete site restoration activities. A formal report documenting the ISS implementation will be submitted following the completion of the ISS. The updated project schedule is attached as Figure 4-1. As requested by the City, this schedule also allows for shut-down time required before, during, and after the Masters Tournaments each year.

On June 28, 2018, AGLC completed the acquisition of the former gas station on the northwest corner of 8th Street and Walton Way. Upon purchase, AGLC contracted with Wood to remove the four underground storage tanks (UST) located at the site. The tanks and associated piping were removed and properly disposed of from September 5 through 7, 2018. Closure samples were collected from the surrounding soil, limited excavation of petroleum impacted soil above applicable UST Management Program (USTMP) standards was conducted, and confirmation samples were collected to demonstrate that soil exceeding applicable USTMP standards had been removed. The concentrations of petroleum constituents in soil following the excavation activities were also compared with and found to be below the HSRA Type 1 RRS. The UST Closure Report was submitted to the EPD UST Management Program in November of 2018. The report can be found in Appendix B.

Asbestos abatement at the former gas station and Block E building was performed on June 7, 14, and July 10, 2018. The Regulated Materials Survey can be found in Appendix C, and the Report of Project Monitoring I Conjunction with Asbestos Removal can be found in Appendix D.

2.3 Water Usage Survey

A water usage survey was conducted in 2018, as it has been the previous three years, to evaluate the status of vicinity groundwater usage. The water usage survey included field inspection of the wells and an area reconnaissance. The information was added to the database. Documentation of the water usage survey is included in Appendix E.

3.0 Additional Qualifying Parcels

The properties previously qualifying for the VRP include parcels 108, 109, 143, 185, 186, 187, 188, 189, 225, 227, 228, 229, 230, 231, 236, 237, 248, 327.2, 327.1, 328, 329, 330, 346, 374.1, and 764 owned by AGLC, parcels 229, 236, 237, 331, 332, 333, 335, 337, 338, 345, and 347 owned by Miracle Making Ministries (MMM), parcels 248, 330, and 339 owned by AGLC but leased by MMM, and Walton Way and 8th Street as shown on Figure 3-1.

All of these properties are either listed on the Georgia Hazardous Site Inventory or otherwise have a release of regulated substances into the environment. None of these properties are listed on the federal National Priorities List, are undergoing response activities required by an USEPA order, or are a facility required to have a permit under O.C.G.A 12-8-66. AGLC is the owner of these properties or has express permission of the owner to enroll the qualifying properties in the VRP. Other potential qualifying properties will be addressed following remediation and subsequent groundwater monitoring.

4.0 Conclusions and Recommendations

Based on the results of the recent Site assessments and activities, we offer the following conclusions and recommendations:

- Remediation, including ISS columns, along with the associated air monitoring will continue for a project duration of approximately 18 months.
- Groundwater will continue to be sampled semi-annually consistent with the current program. A modified program with a subset of existing wells will be sampled during ISS implementation to continue to evaluate groundwater quality.
- Locations of potential new/replacement wells will be identified after completion of remediation activities and after an evaluation of post ISS groundwater data from the subset of retained wells has been completed.

5.0 Next Submittal

As required by current EPD approval of the VIRP, semi-annual progress reports must be submitted to EPD every June 1st and December 1st beginning in 2015 and ending in 2020. As previously mentioned, the VRP schedule has been affected by delays associated with resolution of the former Trinity Church building. If deemed necessary by EPD and AGLC, a formal extension to the VRP schedule will be filed in accordance with provisions stipulated in the Consent Order and/or the Georgia VRP Act. The revised schedule is included as Figure 4-1. A report for the 9th semi-annual period will be submitted by June 1, 2019 and is planned to include the following activities:

- Semi-annual groundwater monitoring reporting
- Schedule update for remediation progress
- Interim summary of corrective action activities

6.0 References

AMEC, 2014. *Voluntary Investigation and Remediation Plan, Atlanta Gas Light Company, Augusta, Georgia*. Prepared by AMEC Environment & Infrastructure, Inc., August 2014.

Amec Foster Wheeler, 2015a. Volu*ntary Remediation Program 1st Semi-Annual Status Report, Atlanta Gas Light Company, Former Manufactured Gas Plant Site, Augusta, Georgia.* Prepared by Amec Foster Wheeler Environment & Infrastructure, Inc., May 2015.

Amec Foster Wheeler, 2015b. *Voluntary Remediation Program 2nd Semi-Annual Status Report, Atlanta Gas Light Company, Former Manufactured Gas Plant Site, Augusta, Georgia*. Prepared by Amec Foster Wheeler Environment & Infrastructure, Inc., December 2015.

Amec Foster Wheeler, 2016a. *Voluntary Remediation Program 3rd Semi-Annual Status Report, Atlanta Gas Light Company, Former Manufactured Gas Plant Site, Augusta, Georgia*. Prepared by Amec Foster Wheeler Environment & Infrastructure, Inc., June 2016.

Amec Foster Wheeler, 2016b. *Voluntary Remediation Program 4th Semi-Annual Status Report, Atlanta Gas Light Company, Former Manufactured Gas Plant Site, Augusta, Georgia.* Prepared by Amec Foster Wheeler Environment & Infrastructure, Inc., December 2016.

Amec Foster Wheeler, 2017a. *Voluntary Remediation Program 7th Semi-Annual Status Report, Atlanta Gas Light Company, Former Manufactured Gas Plant Site, Augusta, Georgia*. Prepared by Amec Foster Wheeler Environment & Infrastructure, Inc., June 2017.

Amec Foster Wheeler, 2017b. *Voluntary Remediation Program 6th Semi-Annual Status Report, Atlanta Gas Light Company, Former Manufactured Gas Plant Site, Augusta, Georgia*. Prepared by Amec Foster Wheeler Environment & Infrastructure, Inc., December 2017.

Wood, 2018. *Voluntary Remediation Program 7th Semi-Annual Status Report, Atlanta Gas Light Company, Former Manufactured Gas Plant Site, Augusta, Georgia*. Prepared by Wood Environment & Infrastructure Solutions, Inc., June 2018.

RETEC, 2003. *Remedial Investigation – Sitewide (Augusta MGP Site, Third Level Canal and Off-Site Properties), Former Manufactured Gas Plant Site, Augusta, Georgia*. Prepared by RETEC Group Inc., April 11, 2003

Tables

Table 2-1
Monitoring Well Status
Atlanta Gas Light Company
Former Manufactured Gas Plant
Augusta, Georgia

Well	Type	Monitored/Gauged During ISS Implementation
Alluvium Wells		
MW-05	II	Gauge
MW-17	II	Gauge
MW-306S	DDSP	Gauge
MW-401S	II	Abandoned
MW-402S	II	Gauge
MW-408S	II	Gauge
MW-501S	II	Gauge
Galliard Wells		
MW-12	II	Gauge
MW-19	II	Gauge
MW-21	II	Gauge
MW-22	II	Gauge
MW-24	II	Gauge
MW-25	II	Gauge
MW-202DR	II	Abandoned
MW-203	II	Gauge
MW-205	II	Abandoned
MW-206	II	Gauge
MW-207	II	Gauge
MW-211	II	*
MW-303	II	Gauge
MW-304	II	Gauge
MW-306D	DDSP	Gauge
MW-307D	DDSP	Abandoned
MW-309D	DDSP	Gauge
MW-310D	DDSP	Gauge
MW-401D	II	Abandoned
MW-402D	II	Gauge
MW-404DR	II	Gauge
MW-408DR	II	Gauge
MW-502D	II	Abandoned
MW-505D	II	Gauge

Table 2-1
Monitoring Well Status
Atlanta Gas Light Company
Former Manufactured Gas Plant
Augusta, Georgia

Well	Type	Monitored/Gauged During ISS Implementation
Galliard Wells		
MW-600	II	Abandoned
MW-601	II	Abandoned
MW-602	II	Gauge
MW-603	II	Sample
MW-604	II	Abandoned
MW-605	II	Abandoned
MW-606	II	Abandoned
MW-607	II	Gauge
Saprolite Wells		
MW-214	II	Gauge
MW-306SAP	DDSP	Gauge
MW-307SAP	DDSP	Abandoned
MW-309SAP	DDSP	Gauge
MW-310SAP	DDSP	Gauge
MW-311	II	Gauge
MW-317	II	Gauge
MW-401SAP	II	Abandoned
MW-603SAP	II	Abandoned
Bedrock and Transition Zone Wells		
MW-213	III	Abandoned
MW-306BR	III	Sample
MW-306TZ	DDSP	Gauge
MW-307BR	III	Abandoned
MW-307TZ	DDSP	Abandoned
MW-308BR	III	Abandoned
MW-309BR	III	Sample
MW-309TZ	DDSP	Gauge
MW-310BR	III	Sample
MW-310TZ	DDSP	Gauge
MW-313	III	Sample

Table 2-1
Monitoring Well Status
Atlanta Gas Light Company
Former Manufactured Gas Plant
Augusta, Georgia

Well	Type	Monitored/Gauged During ISS Implementation
Bedrock and Transition Zone Wells		
MW-315	III	Sample
MW-316	III	Abandoned
MW-318	III	Sample
MW-319	III	Sample
MW-320	III	Sample
MW-321	III	Abandoned
MW-322	III	Abandoned
MW-323	III	Abandoned
MW-324	III	Abandoned
MW-325	III	Sample
MW-500BR	III	Sample
MW-503BR	III	Abandoned
MW-504BR	III	Abandoned
MW-506BR	III	Destroyed
MW-507BR	III	Sample
MW-508BR	III	Sample
MW-509BR	III	Abandoned
MW-510BR	III	Abandoned
MW-511BR	III	Abandoned
MW-512BR	III	Abandoned
MW-513BR	III	Sample

Notes:
DDSP - depth discrete sampling poin
II - double cased well
III - triple cased well
* Planned for abandonment but unable to access well location

Prepared by: LSM 10/30/2015
Checked by: ADB 11/2/2015
Updated by: ADB 11/21/2017

Figures

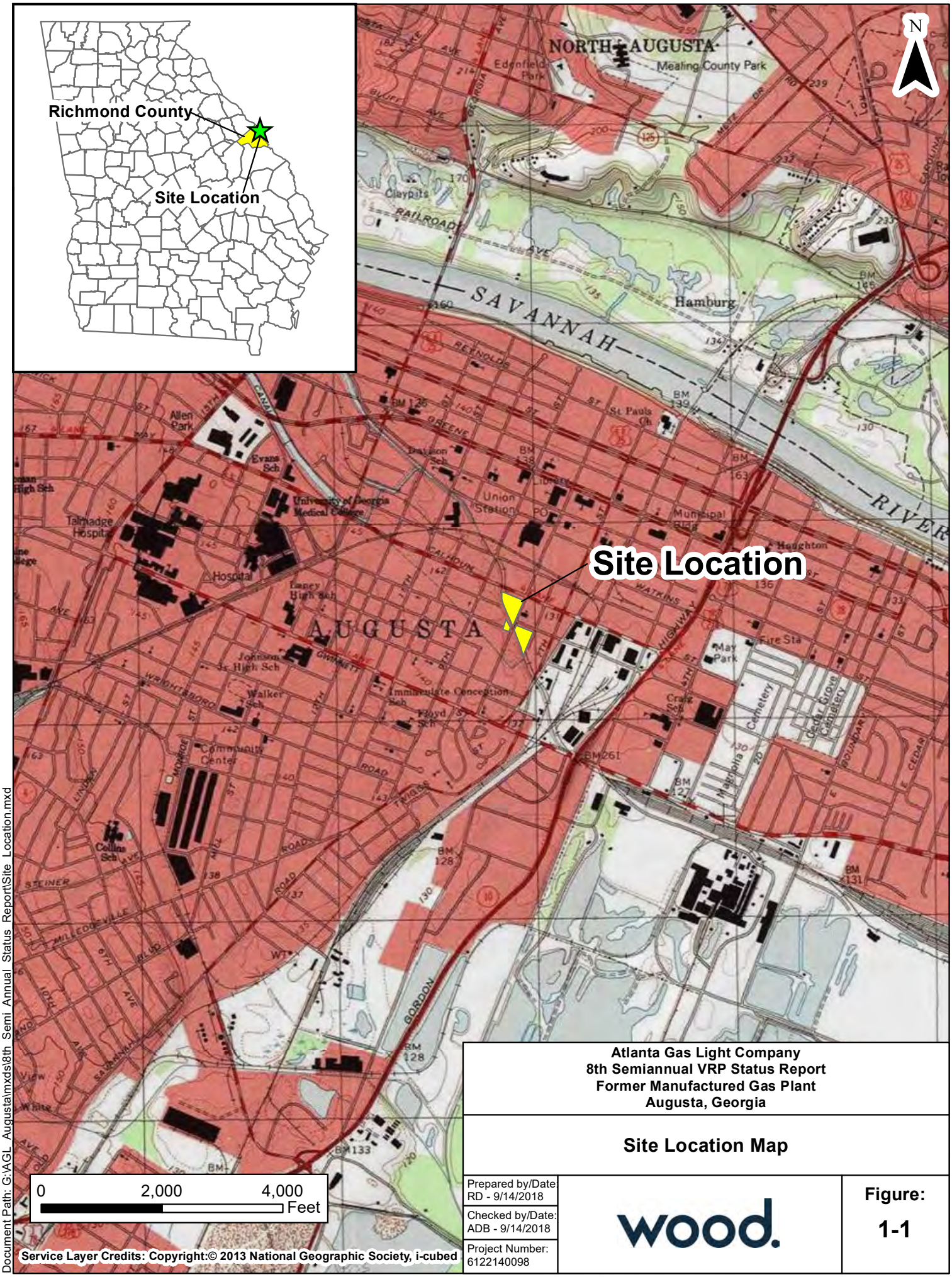

Document Path: G:\AGL_Augusta\mxds\8th Semi Annual Status Report\Site_Location.mxd

Atlanta Gas Light Company
8th Semiannual VRP Status Report
Former Manufactured Gas Plant
Augusta, Georgia

Site Location Map

Prepared by/Date RD - 9/14/2018	wood.	Figure: 1-1
Checked by/Date: ADB - 9/14/2018		
Project Number: 6122140098		

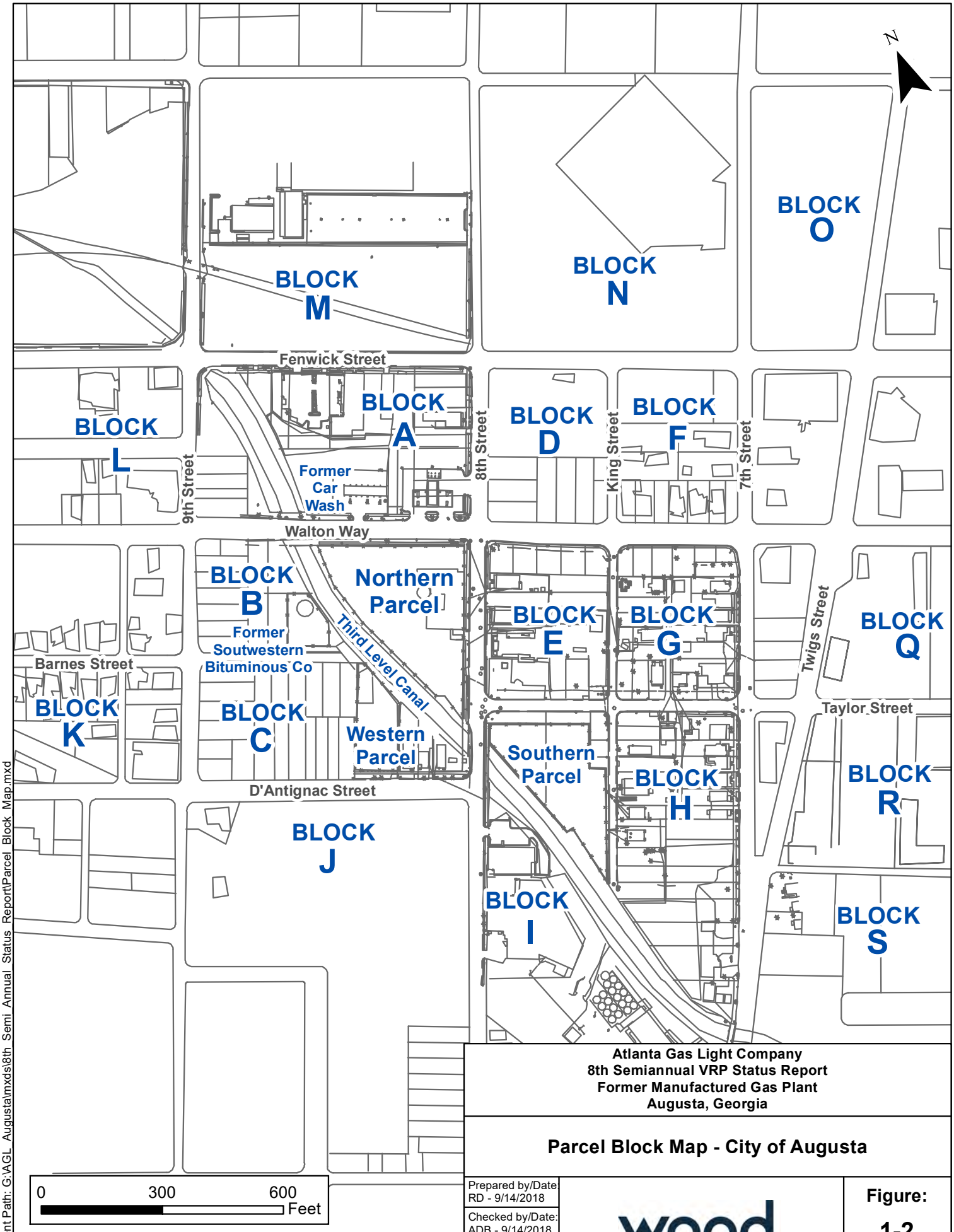

Source: Environmental Cost Management 2012, Feasibility Study

Atlanta Gas Light Company
8th Semiannual VRP Status Report
Former Manufactured Gas Plant
Augusta, Georgia

Parcel Block Map - City of Augusta

Prepared by/Date RD - 9/14/2018	wood.	Figure: 1-2
Checked by/Date: ADB - 9/14/2018		
Project Number: 6122140098		

Document Path: G:\AGL_Augusta\mxds\8th_Semi_Annual_Status_Report\Parcel_Block_Map.mxd

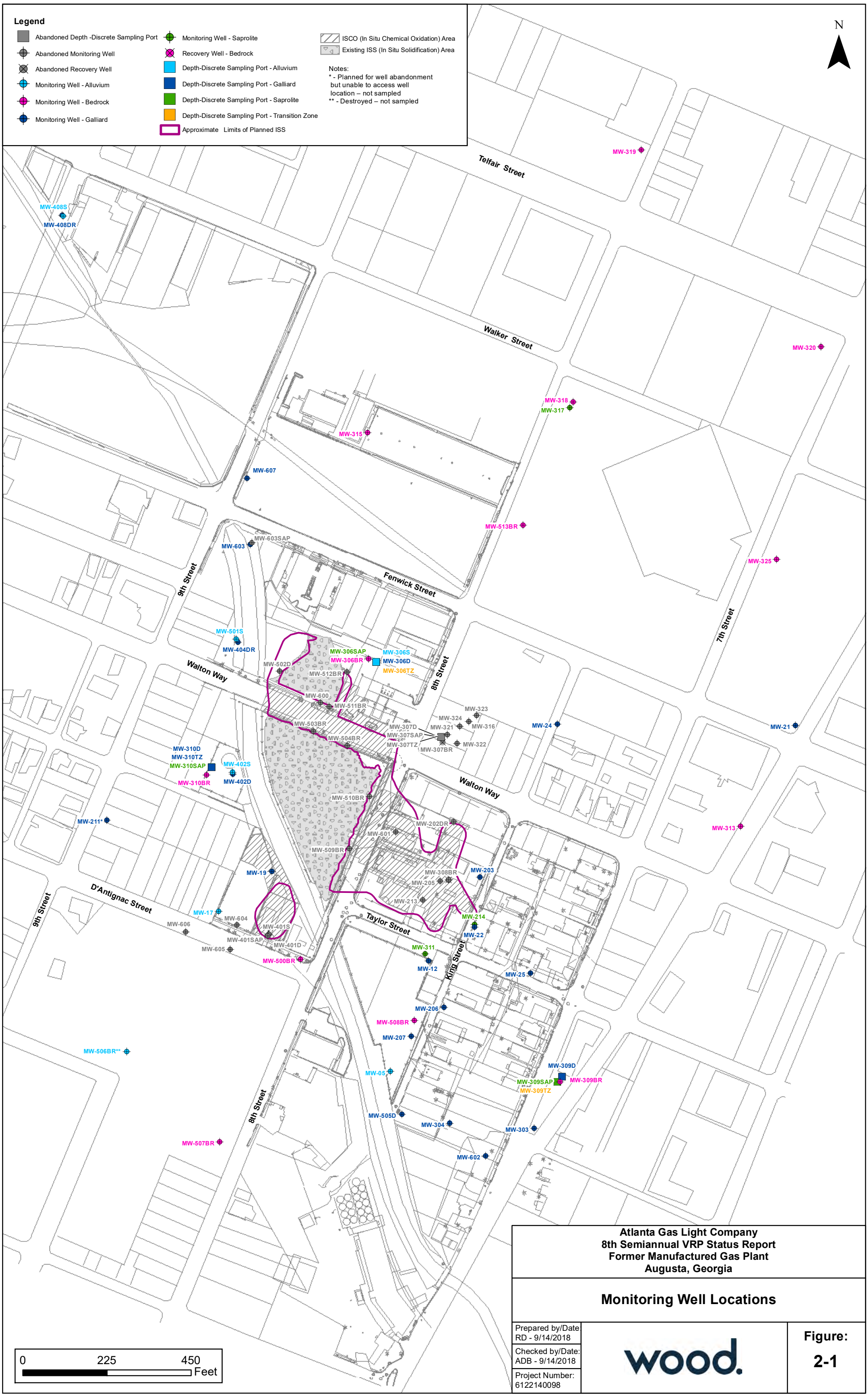

Atlanta Gas Light Company
8th Semiannual VRP Status Report
Former Manufactured Gas Plant
Augusta, Georgia

Monitoring Well Locations

Prepared by/Date		Figure:
RD - 9/14/2018	wood.	2-1
Checked by/Date: ADB - 9/14/2018		
Project Number: 6122140098		

Document Path: G:\AGL_Augusta\mxds\8th_Semi_Annual_Status_Report\Monitoring_Well_Locations.mxd

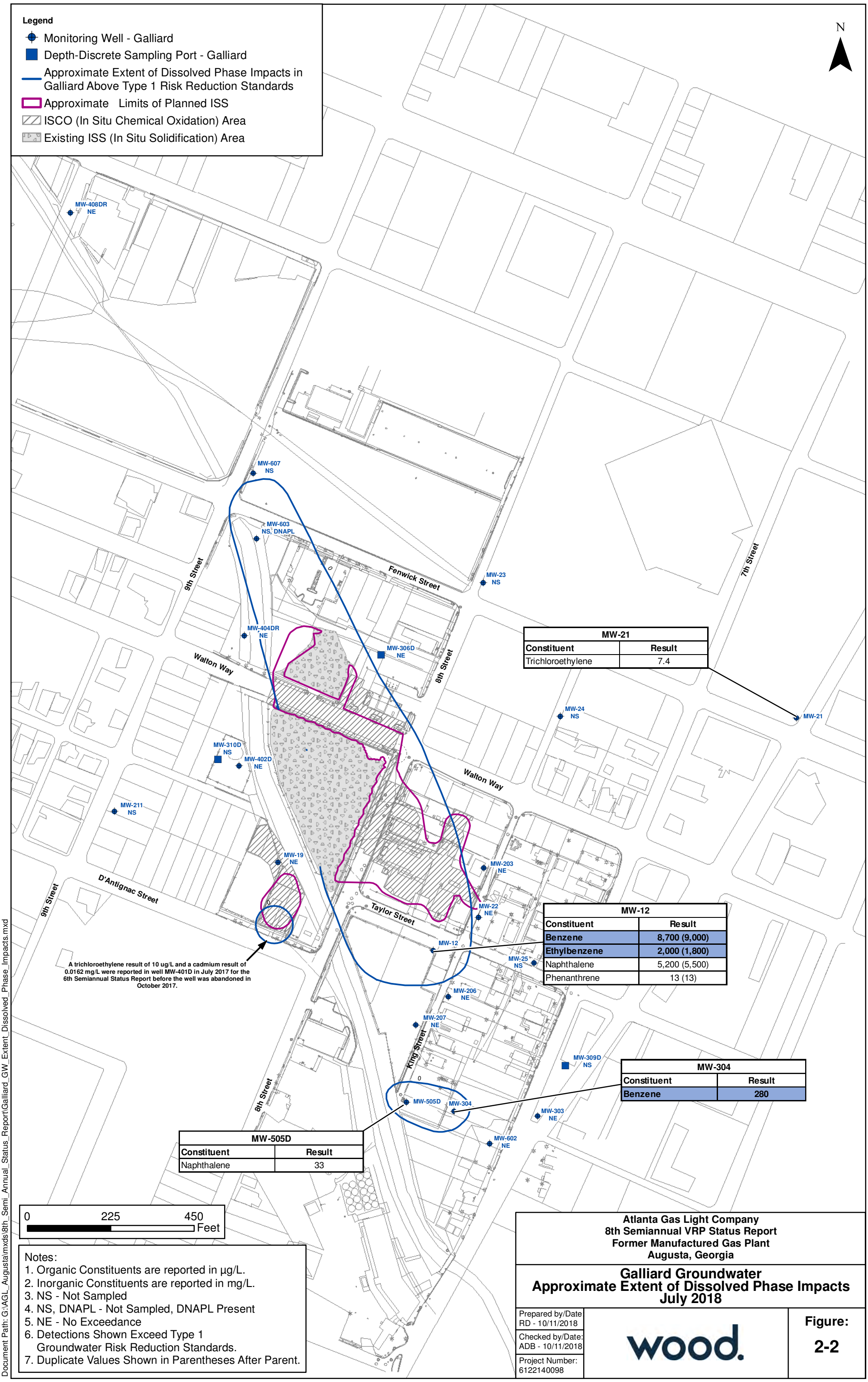

MW-21	
Constituent	Result
Trichloroethylene	7.4

MW-12	
Constituent	Result
Benzene	8,700 (9,000)
Ethylbenzene	2,000 (1,800)
Naphthalene	5,200 (5,500)
Phenanthrene	13 (13)

MW-304	
Constituent	Result
Benzene	280

MW-505D	
Constituent	Result
Naphthalene	33

Notes:
1. Organic Constituents are reported in µg/L.
2. Inorganic Constituents are reported in mg/L.
3. NS - Not Sampled
4. NS, DNAPL - Not Sampled, DNAPL Present
5. NE - No Exceedance
6. Detections Shown Exceed Type 1 Groundwater Risk Reduction Standards.
7. Duplicate Values Shown in Parentheses After Parent.

Atlanta Gas Light Company
8th Semiannual VRP Status Report
Former Manufactured Gas Plant
Augusta, Georgia

Galliard Groundwater Approximate Extent of Dissolved Phase Impacts July 2018

Prepared by/Date: RD - 10/11/2018
Checked by/Date: ADB - 10/11/2018
Project Number: 6122140098

wood.

Figure: 2-2

Document Path: G:\AGL_Augusta\mxds\8th_Semi_Annual_Status_Report\Galliard_GW_Extent_Dissolved_Phase_Impacts.mxd

Legend

- Monitoring Well - Bedrock
- Depth-Discrete Sampling Port - Transition
- Approximate Extent of Dissolved Phase Impacts in Bedrock Above Type 1 Risk Reduction Standards for Site
- Approximate Limits of Planned ISS
- ISCO (In Situ Chemical Oxidation)
- Existing ISS (In Situ Solidification)

N

Telfair Street
Walker Street
Fenwick Street
9th Street
Walton Way
8th Street
7th Street
D'Antignac Street
Taylor Street
King Street

MW-319 NE
MW-320
MW-318
MW-315 NE
MW-513BR NE
MW-325
MW-306BR
MW-306TZ NS
MW-310TZ NS
MW-310BR NE
MW-313 NE
MW-500BR
MW-508BR NE
MW-506BR NS*
MW-309TZ NS
MW-309BR NE
MW-507BR NE

MW-320	
Constituent	**Result**
Benzo(a)anthracene	0.12

MW-318	
Constituent	**Result**
Benzene	5.6

MW-325	
Constituent	**Result**
Benzo(a)anthracene	0.2
Chrysene	0.4

MW-306BR	
Constituent	**Result**
Naphthalene	260 (270)

MW-500BR	
Constituent	**Result**
Benzene	12,000
Ethylbenzene	1,400
Naphthalene	2,700
Phenanthrene	14

0 225 450 Feet

Notes:
1. Organic Constituents are reported in µg/L.
2. Inorganic Constituents are reported in mg/L.
3. NS - Not Sampled
4. NS* - Not Sampled, Destroyed by the City
5. NE - No Exceedance
6. Detections Shown Exceed Type 1 Groundwater Risk Reduction Standards.
7. Duplicate Values Shown in Parentheses After Parent.

Atlanta Gas Light Company
8th Semiannual VRP Status Report
Former Manufactured Gas Plant
Augusta, Georgia

Bedrock Groundwater Approximate Extent of Dissolved Phase Impacts July 2018

Prepared by/Date: JRM - 10/11/2018
Checked by/Date: ADB - 10/11/2018
Project Number: 6122140098

wood.

Figure: 2-3

Document Path: G:\AGL_Augusta\mxds\8th_Semi_Annual_Status_Report\Bedrock_GW_Extent_Dissolved_Phase_Impacts.mxd

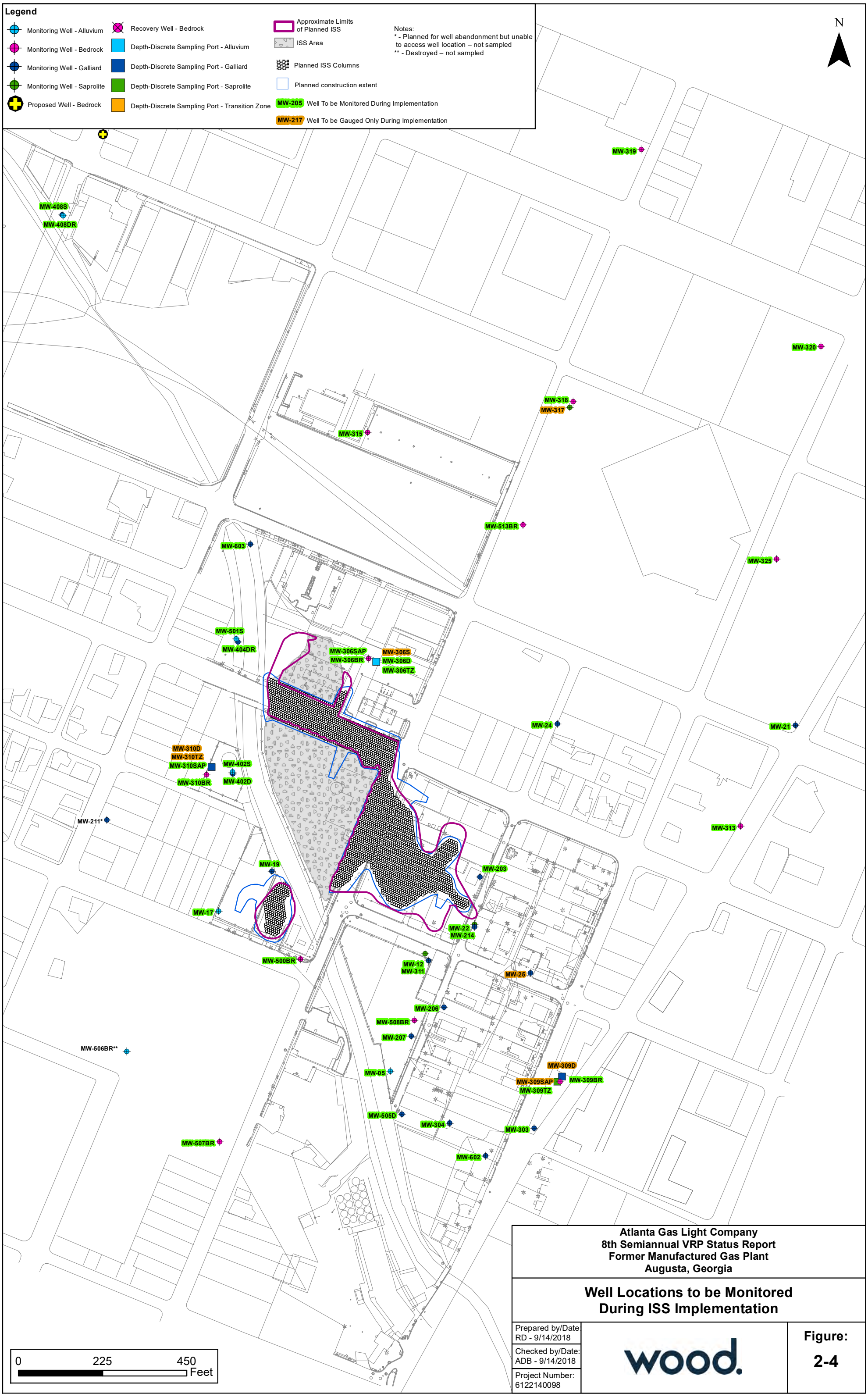

Atlanta Gas Light Company
8th Semiannual VRP Status Report
Former Manufactured Gas Plant
Augusta, Georgia

Well Locations to be Monitored During ISS Implementation

Prepared by/Date RD - 9/14/2018	wood.	Figure: 2-4
Checked by/Date: ADB - 9/14/2018		
Project Number: 6122140098		

Document Path: G:\AGL_Augusta\mxds\8th_Semi_Annual_Status_Report\Wells_To_Be_Monitored.mxd

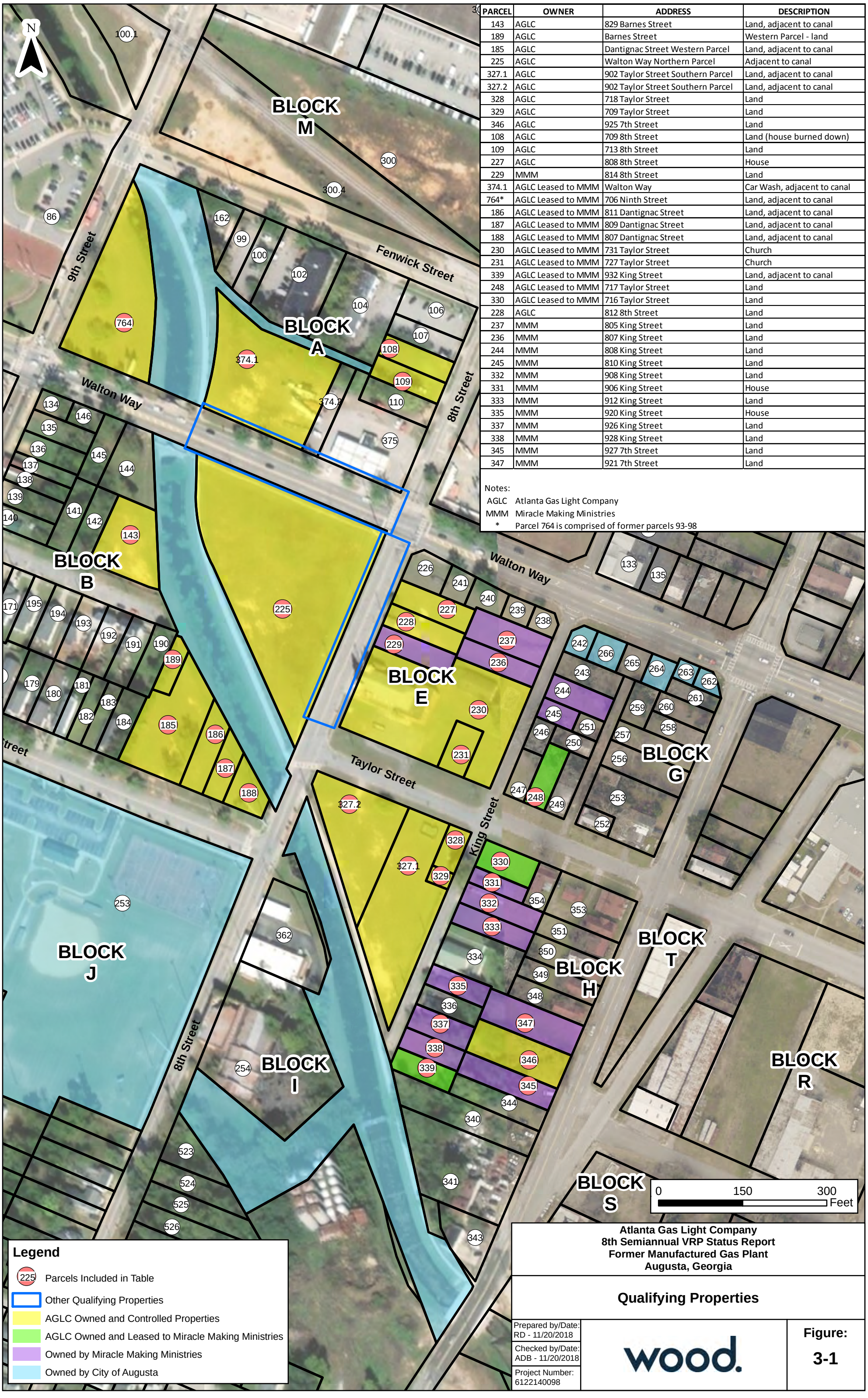

PARCEL	OWNER	ADDRESS	DESCRIPTION
143	AGLC	829 Barnes Street	Land, adjacent to canal
189	AGLC	Barnes Street	Western Parcel - land
185	AGLC	Dantignac Street Western Parcel	Land, adjacent to canal
225	AGLC	Walton Way Northern Parcel	Adjacent to canal
327.1	AGLC	902 Taylor Street Southern Parcel	Land, adjacent to canal
327.2	AGLC	902 Taylor Street Southern Parcel	Land, adjacent to canal
328	AGLC	718 Taylor Street	Land
329	AGLC	709 Taylor Street	Land
346	AGLC	925 7th Street	Land
108	AGLC	709 8th Street	Land (house burned down)
109	AGLC	713 8th Street	Land
227	AGLC	808 8th Street	House
229	MMM	814 8th Street	Land
374.1	AGLC Leased to MMM	Walton Way	Car Wash, adjacent to canal
764*	AGLC Leased to MMM	706 Ninth Street	Land, adjacent to canal
186	AGLC Leased to MMM	811 Dantignac Street	Land, adjacent to canal
187	AGLC Leased to MMM	809 Dantignac Street	Land, adjacent to canal
188	AGLC Leased to MMM	807 Dantignac Street	Land, adjacent to canal
230	AGLC Leased to MMM	731 Taylor Street	Church
231	AGLC Leased to MMM	727 Taylor Street	Church
339	AGLC Leased to MMM	932 King Street	Land, adjacent to canal
248	AGLC Leased to MMM	717 Taylor Street	Land
330	AGLC Leased to MMM	716 Taylor Street	Land
228	AGLC	812 8th Street	Land
237	MMM	805 King Street	Land
236	MMM	807 King Street	Land
244	MMM	808 King Street	Land
245	MMM	810 King Street	Land
332	MMM	908 King Street	Land
331	MMM	906 King Street	House
333	MMM	912 King Street	Land
335	MMM	920 King Street	House
337	MMM	926 King Street	Land
338	MMM	928 King Street	Land
345	MMM	927 7th Street	Land
347	MMM	921 7th Street	Land

Notes:
AGLC Atlanta Gas Light Company
MMM Miracle Making Ministries
* Parcel 764 is comprised of former parcels 93-98

Atlanta Gas Light Company
8th Semiannual VRP Status Report
Former Manufactured Gas Plant
Augusta, Georgia

Qualifying Properties

Prepared by/Date: RD - 11/20/2018
Checked by/Date: ADB - 11/20/2018
Project Number: 6122140098

wood.

Figure: 3-1

Updated Schedule for VRP Activities
AGLC - Augusta

ID	Task Name	Duration	Start	Finish
1	Subcontract Award	1 day	Fri 5/25/18	Fri 5/25/18
2	Mobilization	34 days	Mon 7/9/18	Thu 8/23/18
3	Remedy Implementation	400 days	Fri 8/24/18	Thu 3/5/20
4	Post Remediation Groundwater Monitoring	739 days	Fri 3/6/20	Wed 1/4/23
5	Compliance Status Report Submittal	65 days	Thu 1/5/23	Wed 4/5/23

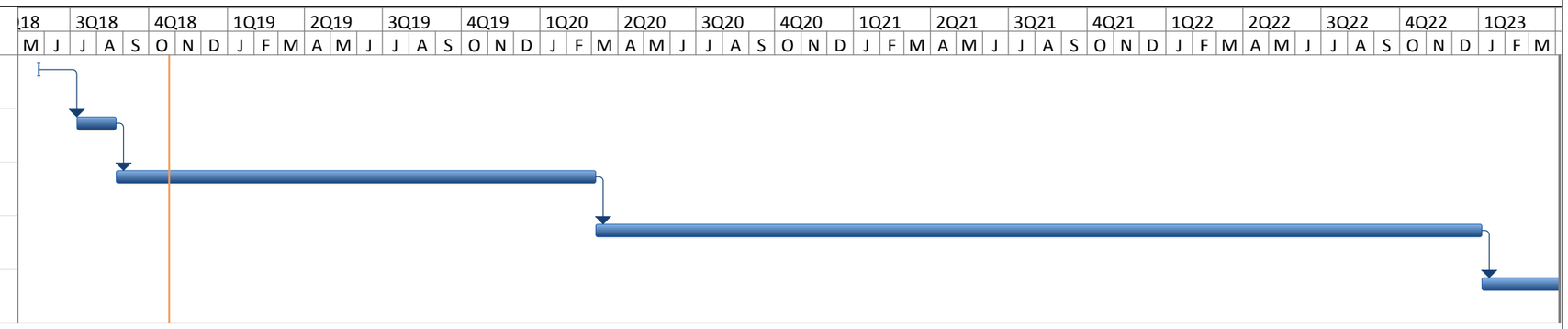

Project: 8th Semiannual VRP Status Report
Date: November 30, 2018

Task Milestone ◆

APPENDIX A

JULY 2018 CAER

Semiannual Corrective Action Effectiveness Report No. 24

Atlanta Gas Light Company Former Manufactured Gas Plant Site
Augusta, Richmond County, Georgia
HSI No. 10132
Project # 6122150235 Atlanta Gas Light Company

Prepared for:

Atlanta Gas Light Company
Ten Peachtree Place, Atlanta. Georgia 30309

11/30/2018

Semiannual Corrective Action Effectiveness Report No. 24

Atlanta Gas Light Company Former Manufactured Gas Plant Site
Augusta, Richmond County, Georgia
HSI No. 10132
Project # 6122150235 Atlanta Gas Light Company

Prepared for:

Atlanta Gas Light Company
Ten Peachtree Place, Atlanta. Georgia 30309

Prepared by:

Wood Environment & Infrastructure Solutions, Inc.

11/30/2018

Copyright and non-disclosure notice

The contents and layout of this report are subject to copyright owned by Wood (© Wood Environment & Infrastructure Solutions, Inc.). save to the extent that copyright has been legally assigned by us to another party or is used by Wood under license. To the extent that we own the copyright in this report, it may not be copied or used without our prior written agreement for any purpose other than the purpose indicated in this report. The methodology (if any) contained in this report is provided to you in confidence and must not be disclosed or copied to third parties without the prior written agreement of Wood. Disclosure of that information may constitute an actionable breach of confidence or may otherwise prejudice our commercial interests. Any third party who obtains access to this report by any means will, in any event, be subject to the Third Party Disclaimer set out below.

Third-party disclaimer

Any disclosure of this report to a third party is subject to this disclaimer. The report was prepared by Wood at the instruction of, and for use by, our client named on the front of the report. It does not in any way constitute advice to any third party who is able to access it by any means. Wood excludes to the fullest extent lawfully permitted all liability whatsoever for any loss or damage howsoever arising from reliance on the contents of this report. We do not however exclude our liability (if any) for personal injury or death resulting from our negligence, for fraud or any other matter in relation to which we cannot legally exclude liability.

Table of Contents

1.0 Introduction 1-1
2.0 Background 2-1
2.1 Groundwater Monitoring and Evaluation Studies 2-1
2.2 Scope of Work 2-2
2.2.1 Field Tasks 2-2
2.2.2 Reporting Tasks 2-2
2.3 Groundwater Monitoring Network 2-2
2.3.1 On-Site Wells Sampled 2-3
2.3.2 Off-Site Wells Sampled 2-3
2.4 Groundwater Sampling and Analysis 2-3
2.5 Quality Control/Quality Assurance Samples 2-4
2.6 Management of Investigation Waste 2-4
3.0 Groundwater Monitoring Results 3-1
3.1 Groundwater Flow and Elevations 3-1
3.2 Groundwater Analytical Results 3-3
3.2.1 Alluvium 3-3
3.2.2 Galliard Formation 3-3
3.3 Saprolite 3-4
3.3.1 Transition Zone 3-4
3.3.2 Bedrock 3-5
3.3.3 Quality Assurance, Quality Control, and Data Validation 3-5
4.0 Data Comparison and Summary 4-1
4.1 Alluvium Wells 4-1
4.2 Galliard Wells 4-1
4.3 Saprolite Wells 4-2
4.4 Transition Zone Wells 4-2
4.5 Bedrock Wells 4-2
5.0 Performance and Operations of Bedrock Groundwater Extraction System 5-1
6.0 Conclusions 6-1
7.0 References 7-1

List of Tables

2-1 Monitoring Well Network Summary
2-2 Monitoring Well Construction Summary
2-3 Site-Specific Constituents of Interest
3-1 Depth to Water and Groundwater Elevations – July 16-17, 2018
3-2 Groundwater Analytical Results for Alluvium Wells
3-3 Groundwater Analytical Results for Galliard Formation Wells
3-4 Groundwater Analytical Results for Saprolite Wells
3-5 Groundwater Analytical Results for Transition Zone Wells
3-6 Groundwater Analytical Results for Bedrock Wells
3-7 Detections and RRS Exceedances in the Alluvium Wells
3-8 Detections and RRS Exceedances in the Galliard Formation Wells
3-9 Detections and RRS Exceedances in the Saprolite Wells
3-10 Detections and RRS Exceedances in the Transition Zone Wells
3-11 Detections and RRS Exceedances in the Bedrock Wells

List of Figures

1-1 Site Location Map
2-1 Monitoring Well Locations
3-1 Groundwater Elevation Map for the Alluvium – July 16-17, 2018
3-2 Groundwater Elevation Map for the Galliard – July 16-17, 2018
3-3 Groundwater Elevation Map for the Saprolite –July 16-17, 2018
3-4 Hydraulic Potential Map for the Bedrock and Transition Wells –July 16-17, 2018
3-5 Type I RRS Exceedances for the Galliard Formation Wells – July 2018
3-6 Type I RRS Exceedances for the Saprolite Wells – July 2018
3-7 Type I RRS Exceedances for Bedrock and Transition Wells – July 2018
3-8 Benzene and Naphthalene Isoconcentration Map for the Galliard Formation – July 2018
3-9 Benzene and Naphthalene Isoconcentration Map for the Bedrock Formation and Transition Wells – July 2018

List of Appendices

Appendix A Groundwater Sampling Log Sheets
Appendix B Laboratory Analytical Reports
Appendix C Seepage Velocity Calculations
Appendix D Analytical Data Validation Checklist
Appendix E-1 Summary of Historical Groundwater Sampling Data – Alluvium, Galliard, and Saprolite Monitoring Wells
Appendix E-2 Summary of Historical Groundwater Sampling Data – Transition Zone and Bedrock Monitoring Wells
Appendix E-3 Summary of Historical Groundwater Sampling Data – Decommissioned Monitoring Wells
Appendix F Concentration Trend Graphs
Appendix G Mass Removal Trend Graphs
Appendix H Continuing Action Monitoring Plan Inspection

List of Acronyms

Acronym/Abbreviation	Meaning
AES	Analytical Environmental Services
AGLC	Atlanta Gas Light Company
Amec Foster Wheeler	Amec Foster Wheeler Environment & Infrastructure, Inc.
CACR	Corrective Action Closure Report
CAER	Correction Action Effectiveness Report
CAP	Corrective Action Plan
COI	Constituent of Interest
DDSP	Discrete Depth Sampling Port
DNAPL	Dense Non-Aqueous Phase Liquid
DO	Dissolved Oxygen
ECM	Environmental Cost Management, Inc.
EPD	Environmental Protection Division
ISCO	In-Situ Chemical Oxidation
ISS	In-Situ Solidification
µG/L	Micrograms per Liter
MG/L	Milligrams per Liter
MGP	Manufactured Gas Plant
MNA	Monitored Natural Attenuation
MS/MSD	Matrix Spike/Matrix Spike Duplicate
O&M	Operation and Maintenance
ORP	Oxidation Reduction Potential
QA/QC	Quality Assurance/Quality Control
RCAP	Revised Corrective Action Plan
ROW	Right-of-Ways
RPD	Relative Percent Difference
RRS	Risk Reduction Standards
SCM	Site Conceptual Model
SVOC	Semi-Volatile Organic Compound
TCE	Trichloroethylene

Acronym/Abbreviation	Meaning
ThermoRetec	ThermoRetec Consulting Corporation
USEPA	United States Environmental Protection Agency
VIRP	Voluntary Investigation and Remediation Plan
VOC	Volatile Organic Compound
VRP	Voluntary Remediation Program
Wood	Wood Environment & Infrastructure Solutions, Inc.

PROFESSIONAL CERTIFICATION PAGE

SEMIANNUAL CORRECTIVE ACTION EFFECTIVENESS REPORT No. 24 -
JULY 2018 GROUNDWATER MONITORING EVENT
ATLANTA GAS LIGHT COMPANY
FORMER MANUFACTURED GAS PLANT SITE
AUGUSTA, RICHMOND COUNTY, GEORGIA
HSI No. 10132

I certify that I am a qualified groundwater scientist who has received a baccalaureate or post-graduate degree in the natural sciences or engineering, and have sufficient training and experience in groundwater hydrology and related fields, as demonstrated by state registration and completion of accredited university courses, that enables me to make sound professional judgments regarding groundwater monitoring and contaminant fate and transport. I further certify that this report was prepared by myself or by a subordinate working under my direction. Data contained herein gathered and reported by professionals other than Wood Environment & Infrastructure Solutions, Inc. are accepted as accurate and have been integrated into this report as such.

November 28, 2018

John M. Quinn, P.G. (Georgia PG No. 878)
Senior Geologist
Wood Environment & Infrastructure Solutions, Inc.

Date

Registered P.G.'s Mailing Address:
Wood Environment & Infrastructure Solutions, Inc.
1075 Big Shanty Road NW, Suite 100
Kennesaw, Georgia 30144

Registered P.G.'s Stamp:

1.0 Introduction

Wood Environment & Infrastructure Solutions, Inc. (Wood) has prepared this Semiannual Corrective Action Effectiveness Report (CAER) No. 24 on behalf of Atlanta Gas Light Company (AGLC). This report summarizes the results of the groundwater monitoring event performed in July 2018 at the former manufactured gas plant (MGP) Site in Augusta, Georgia (the Site).

The "Site" includes property owned by AGLC and formerly used for MGP operations, property owned by AGLC not used for MGP operations, surrounding and nearby parcels not owned by AGLC, a portion of the Third Level Canal, and city right-of-ways (ROW). The Site is divided between the "on-site" areas for the AGLC property where former MGP operations were located (i.e., Northern Parcel, Southern Parcel, Western Parcel, and Southeastern Bituminous Parcel) and the "off-site" areas for properties that were not part of the former MGP operations. The Site layout and location map (Figure 1-1) shows the setting of the AGLC property within the city of Augusta, Richmond County, Georgia.

The purpose of this report is to:

- Fulfill requirements of Consent Order Environmental Protection Division (EPD)-Voluntary Remediation Program (VRP)-011 issued December 3, 2014;
- Fulfill requirements of the approved Voluntary Investigation and Remediation Plan (VIRP), in which AGLC proposed to continue semiannual groundwater monitoring as presented in Appendix F of the VIRP, with the exception that AGLC has discontinued sample collection of monitored natural attenuation (MNA) parameters until the corrective actions performed under the VRP have been completed;
- Monitor changes in groundwater constituent-of-interest (COI) concentrations to evaluate groundwater quality; and
- Confirm the continued stability of Galliard and bedrock groundwater plume extents.

2.0 Background

AGLC has performed a series of investigations and implemented numerous Georgia Environmental Protection Division (EPD) approved corrective actions and has addressed the MGP impacts in the unsaturated and saturated zone materials over large areas of the Site since the mid-1980s. Ongoing groundwater monitoring reflects the revised monitoring well network as documented in Table 3-8 of Environmental Cost Management, Inc.'s (ECM's) June 22, 2012 response to the EPD's May 23, 2012 letter.

Monitoring wells located on the Georgia Power property on Block D required abandonment to accommodate construction activities for the expansion of the Fenwick Street Substation. The wells abandoned were Discrete Depth Sampling Port (DDSP) well MW-307 (comprised of MW-307D, MW-307SAP and MW-307TZ), and bedrock wells MW-307BR, MW-316, MW-321, MW-322, MW-323 and MW-324. Well abandonment activities on Block D were completed August 31 through September 2, 2015. A summary of the well abandonment activities was included in Appendix C of the 2nd Semiannual VRP Status Report (Amec Foster Wheeler, 2015a).

Additional monitoring wells to address delineation of Galliard groundwater impacts were installed from October 19 through October 21, 2015 consistent with the planned additional investigation presented in the 1st Semiannual VRP Status Report. To better understand trichloroethylene (TCE) detections observed in MW-401D on the Western Parcel, Galliard monitoring wells MW-604 through MW-606 were installed upgradient of MW-401D. Galliard monitoring well MW-607 was installed north of the Fenwick Street/9th Street intersection for delineation of Site COIs north of MW-603. These wells were sampled in November 2015, and the results of this sampling were included in the 3rd Semiannual VRP Status Report (Amec Foster Wheeler, 2016a).

An additional monitoring well (MW-603SAP) was installed on July 27, 2016 to vertically delineate the Galliard zone north of MW-603, as required in the December 3, 2014 letter from the EPD. The well was sampled on August 10, 2016 and the results of the sampling were included in the 4th Semiannual VRP Status Report (Amec Foster Wheeler, 2016b).

AGLC abandoned 20 groundwater monitoring wells in October 2017 based on the request included in the 4th Semiannual VRP Status Report, dated December 1, 2016, and subsequent communications with EPD. The 20 abandoned wells were MW-604, MW-605, and MW-606 (installed to better understand TCE detections observed in MW-401D, as described above), MW-603SAP (installed for vertical delineation the Galliard zone north of MW-603, as described above), and MW-202DR, MW-205, MW-213, MW-308BR, MW-401D, MW-401S, MW-401SAP, MW502D, MW-503BR, MW-504BR, MW-509BR, MW-510BR, MW-511BR, MW-512BR, MW-600 and MW-601 (abandoned due to their location within the upcoming in-situ solidification [ISS] footprint, so as to facilitate corrective action). Well abandonment activities were completed October 17 through October 20, 2017. A summary of the well abandonment activities was included in Appendix B of the 6th Semiannual VRP Status Report (Amec Foster Wheeler, 2017a).

Additional remediation (ISS implementation) began in Third Quarter 2018 and is on-going at the time of this writing.

Groundwater sampling events conducted between 2001 and 2006 were summarized in previous semiannual groundwater monitoring reports. Groundwater sampling events conducted after completion of corrective actions described above from 2007 through the present have been summarized in CAERs.

2.1 Groundwater Monitoring and Evaluation Studies

This semiannual corrective action effectiveness groundwater monitoring and evaluation event was conducted in accordance with the approved VIRP, in which AGLC proposed to continue semiannual

groundwater monitoring as presented in Appendix F of the VIRP, with the exception that AGLC has discontinued sample collection of MNA parameters until the corrective actions performed under the VRP have been completed. The sampling event conducted in July 2018 was the 24th groundwater sampling event in the post-ISCO monitoring period as outlined in the revised Basis of Design Work Plan (LAW, 2002).

This section of the report describes procedures used for groundwater gauging, sampling, chemical analysis, quality assurance/quality control (QA/QC), and management of investigation-derived waste. Groundwater samples were collected using low-flow methods with peristaltic pumps.

2.2 Scope of Work

The 24th semiannual corrective action effectiveness groundwater sampling event included the following field and reporting tasks:

2.2.1 Field Tasks

- Gauge groundwater levels.
- Sample groundwater.
- Manage investigation-derived waste.

2.2.2 Reporting Tasks

- Prepare groundwater elevation maps for the alluvium, Galliard, and saprolite units.
- Prepare groundwater potentiometric surface contour lines within the bedrock and transition units.
- Prepare summary tables of laboratory analytical results for COI.
- Evaluate analytical results relative to Type 1 Risk Reduction Standards (RRS).
- Prepare maps showing Type 1 RRS exceedances, if present, for COI in alluvium, Galliard formation, saprolite, and transition zone/bedrock.
- Prepare benzene and naphthalene isoconcentration maps for the Galliard Formation and bedrock.

2.3 Groundwater Monitoring Network

The list of wells selected for semiannual corrective action monitoring and evaluation was submitted to the EPD on July 8, 2001, along with the rationale for their inclusion. Further modifications to the monitoring well network were proposed in the February 2012 Site Conceptual Model (SCM) Addendum. Most of these modifications were approved by the EPD in correspondence dated May 23, 2012. The revised monitoring well network was documented in Table 3-8 of ECM's June 22, 2012 response to the EPD. The current status of each active monitoring network well is listed in Table 2-1, and the locations of the existing monitoring wells are shown on Figure 2-1. The well list has been revised to reflect the comments in EPD's May 23, 2012 correspondence regarding the SCM Addendum.

Sixty monitoring wells were included in the sampling network during the July 2018 sampling event (Table 2-1). One monitoring well (MW-506BR) has been destroyed by activities associated with City of Augusta contractors. MW-506BR was paved over during improvements to Dyess Park and is no longer accessible for sampling. The obstruction previously encountered at MW-05 after work was conducted by the City of Augusta Canal Authority during construction of the Canal Trail was removed during well development activities conducted in October 2017, and so MW-05 was sampled in July 2018. In addition, one monitoring well was not sampled due to the presence of dense non-aqueous phase liquid (DNAPL) observed during gauging (MW-603). Five monitoring wells included in the sampling network (MW-307D,

MW-307SAP, MW-307BR, MW-321, and MW-324) were abandoned in August and September 2015 to accommodate the Georgia Power substation expansion. Also, 16 monitoring wells included in the sampling network (MW-202DR, MW-205, MW-213, MW-308BR, MW-401D, MW-401S, MW-401SAP, MW502D, MW-503BR, MW-504BR, MW-509BR, MW-510BR, MW-511BR, MW-512BR, MW-600, MW-601) were abandoned in October 2017, for the reasons discussed in Section 2.0.

As a result, groundwater samples were collected from thirty-seven monitoring wells in July 2018. A summary of well construction information is included as Table 2-2.

2.3.1 On-Site Wells Sampled

The following on-site wells were sampled in July 2018:

MW-05	MW-12	MW-19	MW-203	MW-207
MW-310SAP	MW-310BR	MW-311	MW-402S	MW-402D
MW-508BR				

2.3.2 Off-Site Wells Sampled

Off-site monitoring wells sampled (or reasons for not sampling) in July 2018 include the following:

- City of Augusta ROW: MW-21, MW-22, MW-206, MW-214, MW-313, MW-408DR, MW-408S, MW-500BR, MW-507BR, MW-513BR
- Augusta Civic Center Authority: MW-318, MW-320, and MW-325
- AGLC owned and/or leased to Miracle Making Ministries: MW-404DR, MW-501S, MW-505D, and MW-602
- Miracle Making Ministries: MW-304
- Amoco: MW-306D, MW-306SAP, MW-306TZ, and MW-306BR
- Joseph Norris: MW-303 and MW-309BR
- The Catholic Church of the Most Holy Trinity: MW-319
- United States Post Office: MW-315
- MW-603 was not sampled due to dense non-aqueous phase liquid (DNAPL) observed on the interface probe during gauging.
- MW-506BR has been paved over (destroyed) by the City of Augusta sometime between July 2012 and January 2013. As such, MW-506BR has not been sampled since July 2012.

2.4 Groundwater Sampling and Analysis

During the initial groundwater gauging task, the condition of each well was noted, including the concrete surface seal, outer casing, inner expandable well cap, and lock. Damage to the well vault lids and locking caps were previously noted for MW-408S and MW-408DR; AGLC contacted the Canal Authority regarding this damage and repairs were completed. Prior to sampling, all wells were gauged with an oil-water interface meter for depth to water and presence and thickness of DNAPL, if observed.

Due to the historical detections of DNAPL at MW-603, care was taken to prevent possible cross contamination. A dedicated interface probe was dropped to the bottom of this well as part of the groundwater gauging event to assess whether DNAPL was present. DNAPL spotting was observed on the

probe used to measure the well column of MW-603. Due to the observation of DNAPL, MW-603 was not sampled.

Before groundwater samples were collected, each well was purged in accordance with Wood's standard operating procedures, which are based on technical guidelines from U.S. Environmental Protection Agency Region 4 Science and Ecosystem Support Division (SESD) Operating Procedure SESDPROC-301-R4 (USEPA, 2017). The monitoring wells were purged using low-flow/low-volume techniques, with the exception that those wells experiencing excessive drawdown (>0.3 feet) were purged either by removing a minimum of three well volumes or until the well ran dry, or, if the removal of three well volumes was infeasible due to the generation of excessive quantities of purge water, then the wells were purged using low-flow/low-volume techniques, with documentation of the stability of field parameter values. Use of this method is in accordance with SESDPROC-301-R4, which allows the use of alternate methods that lowers the volume of purge water to be removed before sampling (USEPA, 2017).

In addition, the DDSP wells were purged by removing a minimum of three volumes, or until dry, because the small diameter of the well prevents simultaneous monitoring of the depth to water. The purpose of purging the well is to draw fresh formation water into the well so that the samples are representative of the portion of the aquifer surrounding the well. If a well was completely evacuated during purging, it was allowed to recharge and the groundwater sample was collected immediately after the well had recharged.

Field documentation of groundwater quality measurements included pH, conductivity, temperature, dissolved oxygen (DO), oxidation-reduction potential (ORP), and turbidity. Field parameter values and corresponding purge volumes were recorded on groundwater sampling forms. Copies of these forms for the July 2018 sampling event are included in Appendix A.

Groundwater samples were analyzed for the COI list (Table 2-3) as referenced in the CAP and in Appendix F of the VIRP. As stated in the 17th CAER, AGLC has discontinued sample collection of MNA parameters until the corrective actions performed under the VRP have been completed, and the MNA parameters have been removed from Table 2-3. Analytical Environmental Services, Inc. (AES) laboratory performed the analytical services. Laboratory analytical reports are provided in Appendix B.

2.5 Quality Control/Quality Assurance Samples

Field QC samples were collected and analyzed to document the accuracy and precision of the laboratory. QC samples included:

- Trip Blanks. Trip blanks were associated with each cooler containing VOC samples sent to the laboratory. Trip blanks were analyzed to determine if any contaminants were introduced while samples were stored or while in transit to the laboratory. Trip blanks were analyzed for VOCs only.
- Field Duplicates. Four field duplicates were collected, one from each of the following wells: MW-12, MW-19, MW-306BR, and MW-501S. All duplicate samples were analyzed for COI. Duplicates were collected to evaluate the precision of groundwater sample analysis and the variability of collection procedures.
- Matrix Spikes and Matrix Spike Duplicates. A total of two Matrix Spike and Matrix Spike Duplicate (MS/MSD) sample sets were collected from MW-320 and MW-513BR as part of the laboratory analytical batch QC.

2.6 Management of Investigation Waste

All purge water from sampling activities was drummed prior to ultimate disposal. Personal protective equipment and other trash was placed in bags and deposited in solid waste containers. The purge water from the July 2018 sampling activities was treated on site in the permitted waste water treatment system.

3.0 Groundwater Monitoring Results

This section summarizes results of the July 2018 corrective action monitoring and evaluation event, including groundwater flow and elevations, analytical results, QA/QC, and data validation.

3.1 Groundwater Flow and Elevations

During the July 2018 sampling event, all groundwater wells were inspected and the groundwater levels were gauged and recorded, as applicable. Groundwater elevation data derived from water level measurements collected in July 2018 is presented in Table 3-1. With the exception of porosity for the bedrock hydrogeologic unit, seepage velocity calculations in each unit are based on hydraulic conductivity estimates provided in the 2009 Site Conceptual Model, average specific yield values published in U.S. Geological Survey Water Supply Paper 1662-D (Johnson, 1967), and July 2018 horizontal hydraulic gradients calculated by solving three-point problems for wells screened in each unit. For the bedrock hydrogeologic unit, the porosity range is taken from published literature values (Fetter, 2001). Parameters (and sources, where applicable) used to calculate seepage velocity in each hydrogeologic unit and the resultant seepage velocity are summarized in Appendix C.

The groundwater pump and treatment system was shut off for a carbon changeout December 29, 2014. During restart of the system on January 30, 2015, the groundwater pump in MW-308BR was found to be damaged. The system then was operated with the use of MW-307BR only until MW-307BR ceased pumping in June 2015 due to mechanical issues. MW-307BR was subsequently abandoned in August-September 2015 due to scheduled construction activities in Block D. MW-308BR was abandoned in October 2017 to facilitate corrective action. As the treatment system has remained off since June 2015, the July 2018 groundwater flow and directions are indicative of ambient (non-pumping) conditions.

The ISS masses have created an obstacle to groundwater flow on the Northern Parcel and on the former Car Wash property since the hydraulic conductivity of each mass is several orders of magnitude lower than that of the surrounding alluvium in those portions of the shallow aquifer. The lower hydraulic conductivity of each mass (ranging from 10^{-9} to 10^{-7} centimeters per second) causes increased groundwater flow in the more permeable alluvium. Because groundwater cannot effectively flow through the ISS mass, shallow groundwater flow is directed around the mass and no groundwater elevation contours are associated with this area in the alluvium or Galliard zones.

Prior to soil remediation and ISS, groundwater flow in both the alluvium and Galliard Formation was generally in an easterly direction, with the exception of seasonal conditions in the unconfined alluvium aquifer, which sometimes reversed the direction of flow into the Third Level Canal. The estimated direction of alluvium groundwater in July 2018 was toward the Northern Parcel from the north (MW-501S) and southwest (MW-17). (Figure 3-1). While the contours shown on Figure 3-1 are interpolated from current data, it is difficult to determine the exact flow pattern in the alluvium due to the small number of alluvial wells on Site. However, a few additional alluvial wells will be installed to monitor post-remediation conditions once the next phase of ISS is complete. Seepage velocity in alluvial groundwater is estimated to be $2.3*10^{-1}$ ft/day as shown in Appendix C.

The general post-ISS local flow pattern in the Galliard Formation has been an easterly flow on the eastern side of the ISS masses, with a steeper groundwater gradient along the western boundary of the canal (west of the Northern Parcel) with a zone of nearly flat gradient east of the Northern Parcel. During the July 2018 monitoring event, west of the canal, groundwater flow appears to have been generally towards the east-southeast, with localized flow to the southwest and northwest to the west of the Northern Parcel (with MW-19 as a high) and to the southwest to the east of the Southern Parcel, with MW-207 as a groundwater high (similar to historical data). East of the canal, groundwater flow was generally to the

east, toward the Savannah River (Figure 3-2). This is similar to the pattern observed during historical groundwater monitoring events, where localized mounding occurred near the ISS masses around the Site and groundwater flowed radially outward. Groundwater flow in the Galliard unit is influenced by the extremely low hydraulic conductivity of the ISS mass in the Northern Parcel and former Car Wash area, which causes groundwater downgradient (east) of the ISS masses in the Northern Parcel to form a near-stagnant zone of very low gradient. Groundwater flow is complex in the immediate vicinity of the ISS masses, leading to some variability in localized groundwater flow patterns from event to event. Seepage velocity in Galliard groundwater outside the ISS masses is estimated to range from $5.3*10^{-3}$ to $2.8*10^{-2}$ ft/day as shown in Appendix C.

The July 2018 groundwater elevation data for the saprolite unit indicates groundwater flow trends east from MW-306SAP (Figure 3-3). Any groundwater flow in saprolite (or bedrock) interpreted near or adjacent to the ISS mass is assumed to flow under the mass. Groundwater flow is possible in the saprolite unit since ISS was keyed only into the top of saprolite and not completed through the entire vertical extent of the unit. Seepage velocity in saprolite groundwater is estimated to be $8.2*10^{-4}$ ft/day as shown in Appendix C.

The bedrock aquifer is a crystalline-rock aquifer that exhibits very high interconnectivity of the fracture sets and foliation planes to such a degree that groundwater flow simulates an anisotropic porous medium; however, the aquifer is still not considered a homogenous medium. Hydraulic potential lines, rather than groundwater elevation contours, are more appropriate to infer groundwater flow in bedrock where it is not considered a porous or homogenous medium. Groundwater flow, as well as dissolved constituent transport, is dominated by the northeast-southwest orientation of the primary fracture system, as described below, and in the Bedrock Ground Water Investigation Report [AECOM, 2009].

Groundwater flow in fractured rock environments is typically dominated by flow through fractures, such that flow paths are not in straight lines nor are they likely to be parallel to the hydraulic potential lines. The 2002 aquifer test demonstrated sufficient interconnectivity in every direction from the pumping wells to assume the bedrock acts similar to a porous medium, and the differences in drawdown depending on orientation matched well with the principal and secondary fracture orientations (there was more drawdown to the northeast). The Papadopulos anisotropic method was used to analyze the aquifer test data, and the results aligned well with the rose diagrams of fracture orientations obtained from the borehole televiewer analysis [AECOM, 2009]. Contouring assumes homogeneous and isotropic conditions are present, which is not the case in the bedrock at this site.

The fracture set with the strongest influence on bedrock groundwater flow at this site (the main fracture set) has a northeast-southwest orientation, as mentioned previously. However, during operation of the pump-and-treat system for the bedrock groundwater, the hydraulic potential for groundwater flow in the bedrock was towards MW-307BR and MW-308BR (the two bedrock groundwater extraction wells). These results verified that interconnectivity is high in the bedrock aquifer. In static conditions, the hydraulic potential for groundwater flow in bedrock is generally parallel to major fracture orientations.

Hydraulic potential lines are presented in Figure 3-4 to infer potential groundwater flow directions in bedrock in July 2018. Because of the influence of bedrock fracture orientation, localized groundwater flow is not necessarily equivalent to the hydraulic potential lines at all locations. Since fractured bedrock aquifers are inherently anisotropic and heterogeneous, calculation of seepage velocity may not be representative using bulk porosity estimates. However, a range of porosity estimates may provide bounds on the expected seepage velocity of the bedrock aquifer. As presented in Appendix C, multiple estimates of seepage velocity were calculated by solving three-point problems for different areas of the Site and using a range of porosity estimates from the literature. The calculated range of seepage velocity in the bedrock aquifer at the Site is between $6.3*10^{-3}$ and $4.6*10^{-1}$ ft/day as shown in Appendix C.

Based on July 2018 data collected under ambient (non-pumping) conditions, groundwater flow in bedrock appears to be generally toward the southeast (Figure 3-4). The groundwater recovery well at MW-307BR, which was abandoned in August-September 2015, has historically captured groundwater in the bedrock from up to 900 feet to the northeast as was evidenced by the groundwater gradient toward the pumping wells at MW-325 in previous reports.

3.2 Groundwater Analytical Results

Analytical results for groundwater samples collected in July 2018 from wells monitoring the various aquifers are summarized in Tables 3-2 through 3-6. These results were compared to Type 1 RRS. Detected concentrations exceeding the Type 1 RRS are presented in Figures 3-5 through 3-7. Field sampling forms are included in Appendix A, copies of the laboratory analytical reports are provided in Appendix B, and data validation reports are attached in Appendix D. A complete summary of all analytical data collected for the groundwater monitoring program (since 2001) is provided in Appendices E-1 through E-3. A summary of the July 2018 benzene and naphthalene monitoring results and comparison to historical data is presented in Section 4.

3.2.1 Alluvium

Analytical results for samples collected from alluvium monitoring wells were compared to their respective Type 1 RRS in Table 3-2. The number of alluvium monitoring wells sampled, number of detections for each COI, and range of concentrations is summarized in Table 3-7. No Type 1 RRS exceedances were reported for groundwater samples collected at alluvium monitoring wells in July 2018.

3.2.2 Galliard Formation

Analytical results of samples collected from the Galliard Formation wells were compared to their respective Type 1 RRS, as summarized in Table 3-3. The number of Galliard monitoring wells sampled, number of detections for each COI, range of concentrations, and wells with Type 1 RRS exceedances are summarized in Table 3-8. The monitoring well locations where exceedances occurred and the concentrations of COI detected above the Type 1 RRS during the July 2018 groundwater monitoring event are shown in Figure 3-5. The distributions of benzene and naphthalene concentrations in groundwater samples collected from the Galliard Formation are depicted in Figure 3-8.

The greatest number of COI and the highest detected concentrations are found in groundwater sampled from well MW-12 (in the northeast corner of the Southern Parcel). Well MW-205, MW-601 (in the east-central and west-central portion of Block E, respectively), and MW-600 (in the city ROW south of Block A) (Figures 3-5 and 3-8), which formerly also contained the greatest number of COI and the highest detected concentrations along with MW-205, were abandoned in October 2017 to facilitate corrective action, and so were not sampled in July 2018. Monitoring well MW-603 contained DNAPL and was not sampled.

3.2.2.1 Volatile Organic Compound Results

During the July 2018 sampling event, benzene concentrations exceeding the applicable Type 1 RRS in groundwater were reported at two well locations (MW-12 and MW-304). An ethylbenzene concentration exceeding the applicable Type 1 RRS was reported in one groundwater sample (MW-12; Table 3-3 and Table 3-8). The distribution of detected VOCs, specifically MGP-related compounds, in groundwater samples collected from the Galliard formation is similar to that reported in previous events.

Consistent with previous events, a TCE concentration exceeding the applicable Type 1 RRS in groundwater was reported at well location MW-21. TCE is not an MGP-related constituent. No other VOCs were detected at MW-21.

Specific VOCs were analyzed at a dilution due to the concentration of target compounds exceeding the calibration range of the instrument. The dilution factor and subsequent laboratory reporting limit exceeded the Type 1 RRS for three VOCs (acetone, methylene chloride and TCE) analyzed in groundwater samples collected at monitoring well MW-12 (Table 3-3). Samples that were analyzed at a dilution resulting in a detection limit exceeding the Type 1 RRS have been highlighted in Table 3-3. Acetone and methylene chloride are common laboratory artifacts, while TCE has never been detected historically at MW-12, with the exception of a single isolated report at 38 J µg/L in January 2003. The laboratory reports indicate the dilution factor for each laboratory sample (Appendix B).

3.2.2.2 Semi-Volatile Organic Compound Results

The number of SVOC detections and exceedances of Type 1 RRS and the respective wells in which the exceedances occurred are presented in Table 3-8. The spatial distribution of SVOC Type 1 RRS exceedances within the Galliard Formation is represented in Figure 3-5. During the July 2018 sampling event, naphthalene concentrations exceeding the applicable Type 1 RRS in groundwater were reported at two well locations (MW-12 and MW-505D). An isoconcentration map showing naphthalene distribution is presented as Figure 3-8. The distribution of SVOCs remains consistent with those reported in previous events.

3.2.2.3 Inorganic Compound Results

The data presented in Table 3-3, Table 3-8, and on Figure 3-5 indicate that no inorganic compounds exceeded Type 1 RRS in the Galliard Formation during the July 2018 groundwater monitoring event.

3.3 Saprolite

Analytical results for groundwater samples collected from the saprolite wells were compared to their respective Type 1 RRS in Table 3-4. The number of monitoring wells with detections and Type 1 RRS exceedances for the saprolite unit are presented in Table 3-9 and Figure 3-6.

The benzene concentration detected at MW-311 exceeded the Type 1 RRS for benzene (5 µg/L) at 170 µg/L. No other VOCs or SVOCs exceeded Type 1 RRS for saprolite wells in the July 2018 sampling event.

Nickel concentrations were reported above Type 1 RRS (0.1 mg/L) at MW-306SAP (0.456 mg/L) and MW-310SAP (0.453 mg/L). The only other inorganic compound detected at a concentration exceeding Type 1 RRS was cadmium (Type 1 RRS of 0.005 mg/L) at MW-311 (0.0256 mg/L). These inorganic compound results are consistent with previous detections observed at these well locations.

3.3.1 Transition Zone

Analytical results for a sample collected from transition zone well MW-306TZ were compared to their respective Type 1 RRS in Table 3-5. Type 1 RRS exceedances for the transition zone well are presented in Table 3-10. As shown on Figure 3-7, naphthalene was detected at a concentration exceeding the Type 1 RRS (20 µg/L) in MW-306TZ at 290 µg/L. There were no other Type 1 RRS exceedances for VOCs or inorganic compounds in MW-306TZ during the July 2018 sampling event.

3.3.2 Bedrock

Bedrock sampling results reported from the July 2018 groundwater monitoring event were compared to their respective Type 1 RRS in Table 3-6. The number of bedrock monitoring wells sampled, number of detections for each COI, range of concentrations, and wells with Type 1 RRS exceedances are summarized in Table 3-11. The detected constituent concentrations exceeding Type 1 RRS and the locations of the monitoring wells are depicted in Figure 3-7. An isoconcentration map showing benzene and naphthalene distribution is presented as Figure 3-10.

3.3.2.1 Volatile Organic Compound Results

As shown on Figure 3-7, benzene and ethylbenzene were the only VOCs detected at concentrations exceeding the Type 1 RRS in bedrock monitoring wells during the July 2018 sampling event.

- Benzene concentrations exceeded the Type 1 RRS (5 µg/L) in two bedrock monitoring wells with a low of 5.6 µg/L at MW-318 and a high of 12,000 µg/L at MW-500BR; and
- Ethylbenzene was detected at a concentration exceeding the Type 1 RRS (700 µg/L) at MW-500BR (1,400 µg/L).

Specific VOCs were analyzed at a dilution due to the concentration of target compounds exceeding the calibration range of the instrument. The dilution factor and subsequent laboratory reporting limit exceeded the Type 1 RRS for three VOCs (acetone, methylene chloride and TCE) analyzed in the groundwater sample collected at monitoring well MW-500BR (Table 3-6). Samples that were analyzed at a dilution resulting in a detection limit exceeding the Type 1 RRS have been highlighted in Table 3-6. The laboratory reports indicate the dilution factor for each laboratory sample (Appendix B).

3.3.2.2 Semi-Volatile Organic Compound Results

Four SVOCs were detected at concentrations exceeding their Type 1 RRS in groundwater samples collected at bedrock well locations during the July 2018 sampling event (Figure 3-7, Table 3-6, and Table 3-11). Benzo(a)anthracene was detected above Type 1 RRS (0.1 µg/L) in two bedrock wells with a low of 0.12 µg/L at MW-320 and a high of 0.2 J µg/L at MW 325. Chrysene was detected above Type 1 RRS (0.2 µg/L) at MW-325 at a concentration of 0.4 J µg/L. Naphthalene was detected above Type 1 RRS (20 µg/L) in two bedrock wells with a low of 260 µg/L in the parent sample at MW-306BR and a high of 2,700 µg/L at MW 500BR. Phenanthrene was detected above Type 1 RRS (10 µg/L) at MW 500BR at a concentration of 14 µg/L. Concentrations and specific COI detected in bedrock groundwater samples above Type 1 RRS are similar to those reported in previous events, with the exception that exceedances of Type 1 RRS are not typically observed at MW-320 and MW-325. The constituents which exceeded Type 1 RRS in these wells (benzo(a)anthracene in both wells and chrysene in only MW-325) were reported at concentrations only slightly above the Type 1 RRS, with both exceedances at MW-325 being qualified as estimated and flagged "J" during the data validation review described in Section 3.3.3.

3.3.2.3 Inorganic Compound Results

The data presented in Table 3-6, Table 3-11, and on Figure 3-7 indicate that no inorganic compounds exceeded Type 1 RRS in bedrock groundwater during the July 2018 groundwater monitoring event.

3.3.3 Quality Assurance, Quality Control, and Data Validation

All field QA/QC data, and at least 10 percent of the VOC, SVOC, and inorganic data presented in the analytical reports, were reviewed by Wood's data validation group. Laboratory analytical reports for all samples are provided in Appendix B, and the data validation reports for VOC, SVOC, and inorganic data

are included in Appendix D. These data were reviewed in accordance with the USEPA Data Validation Standard Operating Procedures for Contract Laboratory Program Routine Analytical Services (USEPA, 2008/2011).

As shown in Appendix D, Wood's data validation group reviewed sample delivery groups 1807I04 and 1807J12. The following items were included in the data validation review:

- Sample integrity
- Reporting limits
- Method blanks
- Laboratory control samples
- Surrogate recoveries
- Matrix spike/matrix spike duplicate (MS/MSD) recoveries and relative percent differences (RPD)
- Laboratory and field duplicate relative percent differences (RPDs)
- Trip, field and/or equipment blanks

Two MS/MSD sample sets were collected and analyzed as part of the laboratory analytical batch QC (MW-320 and MW-513BR). The data validation review (Appendix D) includes a detailed discussion of sample integrity. The results of the data validation review are summarized below.

The beryllium result for sample MW-513BR-0718 was qualified as not detected with an imprecise reporting limit and flagged "UJ" due to low MS/MSD recoveries. The anthracene result for sample DUP-1-0718 (field duplicate of MW-12) was qualified as estimated and flagged "J" due to MS/MSD percent recovery outside of QC limits.

The recovery of method specific surrogate 4-terphenyl-d_{14} was above the upper QC limit for samples DUP-1-0718, MW-12-0718, MW-21-0718, MW-22-0718, MW-206-0718, MW-214-0718, MW-306SAP-0718, MW-309BR-0718, MW-313-0718, MW-319-0718, MW-325-0718, MW-500BR-0718 and MW-505D-0718, with only positive results requiring qualification. The acenaphthylene, anthracene, fluoranthene, and pyrene results for samples DUP-1-0718 and MW-12-0718, the anthracene, fluoranthene, and pyrene results for MW-500BR-0718, the acenaphthene, anthracene, fluoranthene, fluorene, phenanthrene, and pyrene results for MW-505D-0718, and the benzo(b)fluoranthene, benzo(a)pyrene, benzo(b)fluoranthene, benzo(g,h,i)perylene, benzo(k)fluoranthene, chrysene, dibenzo(a,h)anthracene, indeno(1,2,3-cd)pyrene, and pyrene results for MW-325-0718 were qualified as estimated and flagged "J".

One field duplicate pair (DUP-1-0718/MW-12-0718) had an RPD outside of QC limits for acenaphthylene. The acenaphthylene results in this field duplicate pair were qualified as estimated and flagged "J".

4.0 Data Comparison and Summary

AGLC performed an empirical evaluation of the groundwater data collected from the beginning of the corrective action groundwater monitoring and evaluation program (2001) through present (July 2018) and compared the most recent data to the historic program dataset to determine if there were any trends toward improvement or degradation of groundwater quality.

Data comparison discussion for COI focus on benzene (the primary VOC contaminant), naphthalene (the primary SVOC contaminant), and TCE (the only chlorinated VOC COI). Results of data queries are presented as historical data summary tables presented in Appendices E-1 through E-3. Graphs reflecting temporal concentration changes of benzene and naphthalene are presented in Appendix F. Graphs were created for wells with historical detections of benzene and naphthalene.

4.1 Alluvium Wells

Based on the evaluation of dissolved-phase constituents in the alluvium wells during this monitoring period, no discernable groundwater plume exists in the alluvium aquifer (Table 3-7). There were no exceedances of Type 1 RRS in alluvium wells in July 2018.

4.2 Galliard Wells

Data collected during the July 2018 monitoring event indicate the following:

- Naphthalene and benzene concentrations continue to be below their respective Type 1 RRS in Galliard Formation monitoring wells west of the Third Level Canal and east of King Street with the exception of MW-304 and MW-505D. (Figure 3-5). The benzene concentration reported for MW-304 (280 µg/L), a decrease from the 300 µg/L reported in January 2018, represents a substantial decrease from the 770 µg/L reported in July 2017, is almost equivalent to the 290 µg/L reported in January 2017, and continues to be well below the January 2010 concentration (800 µg/L). The naphthalene concentration in MW-304 (7.6 µg /L) is below the Type 1 RRS and represents a substantial decrease from the 220 µg/L reported in January 2018, the 150 µg /L reported in July 2017, and the July 2013 concentration (280 µg/L). The naphthalene concentration in MW-505D (33 µg /L), a substantial decrease from the 130 µg /L reported in January 2018, is also lower than the July 2017 value (59 µg /L), and continues to represent a decrease from the July 2013 concentration (870 µg/L). MW-304 and MW-505D will continue to be evaluated to assess concentrations trends at these locations.
- There were no benzene and naphthalene concentrations reported to exceed the Type 1 RRS in the Galliard Formation north of the Site in July 2018. MW-603 continues to be the northernmost impacted well and was not sampled in July 2018 due to the presence of DNAPL observed during gauging (Table 3-1). DNAPL has been reported in MW-603 in every sampling event since July 2013.
- MW-505D is located along the southern edge of the naphthalene plume. Detections of naphthalene at MW-505D were first detected above the Type 1 RRS in July 2012. Note that acenaphthylene was detected above the Type 1 RRS at MW-505D through July 2011, but has been below the Type 1 RRS since that time (and below the detection limit since July 2014). The naphthalene concentration high was reported in July 2013 (870 µg/L). As the naphthalene concentration in MW-505D was substantially lower in July 2018 (33 µg/L) than in the January 2018 (130 µg/L) or in July 2017 (59 µg/L) sampling events, the recent trend is relatively stable. The overall trend continues to show a decrease from the concentrations reported in July 2013 (870 µg/L) and January 2014 (840 µg/L).
- Concentrations of benzene and naphthalene remain highest in groundwater samples collected from the northeast corner of the Southern Parcel (MW-12) (Table 3-3). The groundwater sample collected

from the Galliard monitoring well MW-12 had a reported concentration of benzene at 9,000 µg/L (duplicate value) and a naphthalene concentration at 5,500 µg/L (duplicate value) (Figure 3-5). These concentrations are similar to the levels reported in this well in recent years.

- The groundwater sample collected from MW-21 reported a concentration of TCE above the Type 1 RRS (5 µg/L) at 7.4 µg/L. TCE has previously been detected in this well and is not an MGP-related COI.

4.3 Saprolite Wells

Four saprolite monitoring wells were sampled during the July 2018 monitoring event. The only VOC concentration reported to exceed the Type 1 RRS was benzene at MW-311 (170 µg/L). Benzene had not been detected in either the January 2018, July 2017 or the January 2017 sample results from MW-311, as compared to concentrations of benzene of 44 µg/L in July 2016 and 58 µg/L in January 2016. Concentrations remain well below historic highs at this location (Appendix F).

4.4 Transition Zone Wells

Naphthalene, at a concentration of 290 µg/L, was the only COI reported above Type 1 RRS in the one transition zone monitoring well (MW-306TZ) sampled in July 2018. This concentration was lower than that reported in January 2018 (350 µg/L) and July 2017 (360 µg/L). The July and January 2018 and July 2017 concentrations continue to represent a decline from reported concentrations in July 2005 (910 µg/L) and July 2009 (1,100 µg/L). No other detections of COI were reported above their respective Type 1 RRS, as shown on Table 3-5.

4.5 Bedrock Wells

Data collected during the July 2018 monitoring event indicate the following:

- The highest concentration of benzene (12,000 µg/L) was reported at MW-500BR, located south of the Northern Parcel on the southern side of the canal. This concentration is a decrease from the January 2018 (17,000 µg/L) value, is greater than the July 2017 (6,500 µg/L) and January 2017 (5,600 µg/L) values, and represents a decrease from the previous benzene concentration high reported in July 2012 (14,000 µg/L). The July 2018 benzene value remains in the same order of magnitude as other previous elevated concentrations reported at this well in January 2015 (13,000 µg/L) and January 2008 (12,000 µg/L) . (Appendix F).
- Groundwater samples collected from MW-319 and MW-320 continue to delineate Type 1 RRS exceedances in bedrock groundwater to the northeast, with the exception of a minor exceedance of benzo(a)anthracene (0.12 µg/L) above the Type 1 RRS (0.1 µg/L). With the exception of benzo(a)anthracene , no COI were detected above Type 1 RRS in groundwater samples collected from MW-319 and MW-320. This is only the second detection of benzo(a)anthracene that has been reported at MW-320, with the only previous detection being a reported concentration of 0.12 J µg/L in January 2012, and is believed to be anomalous.
- Groundwater concentrations detected in bedrock well MW-315 delineate Type 1 RRS exceedances to the northwest. The groundwater sample collected from bedrock well MW-507BR delineates the extent of naphthalene impacts in bedrock to the south-southwest in Block J, while the groundwater sample from bedrock well MW-508BR delineates the extent of naphthalene in bedrock to the southeast. Benzene and naphthalene were not detected in MW-507BR, MW-508BR, or MW-315 during the July 2018 sampling event (Table 3-6).

5.0 Performance and Operations of Bedrock Groundwater Extraction System

Bedrock monitoring wells MW-307BR and MW-308BR were converted to groundwater extraction wells in 2006. The groundwater extraction and treatment system continuously operated since start up on November 30, 2006 with the exception of temporary shutdowns due to routine maintenance activities, until June of 2015, as described below. MW-307BR and MW-308BR continued to be sampled through the extraction system as part of semiannual monitoring, but were no longer gauged. The groundwater pump and treatment system was turned off for a carbon changeout December 29, 2014. During restart of the system on January 30, 2015, the groundwater pump in MW-308BR was found to be damaged. The system then was operated with the use of MW-307BR only until MW-307BR ceased pumping in June 2015 due to mechanical issues. Thus, the treatment system has not operated since June 2015. MW-307BR was abandoned in August-September 2015 and MW-308BR was abandoned in October 2017, as described previously. As shown in the concentration trend graph provided in Appendix F, the naphthalene and benzene concentrations reported at MW-308BR prior to its abandonment decreased substantially after extraction from that well ended in December 2014.

As described in the 18th CAER (Amec Foster Wheeler, 2015c), the groundwater extraction system has not been operating in the interim leading up to remediation, and mass reduction calculations will be suspended during this interim period and during implementation of remediation, which began in Third Quarter 2018. Graphs showing the trends of the mass removal up to the point when extraction ended are provided in Appendix G.

The VRP 1st Semiannual Status Report (Amec Foster Wheeler, 2015b) stated that groundwater would continue to be sampled semiannually consistent with the current program until construction was initiated. As stated above, implementation of remediation began in Third Quarter 2018. A modified program with a subset of existing bedrock wells may be sampled during ISS implementation to continue to evaluate groundwater quality in the bedrock aquifer.

6.0 Conclusions

The following conclusions are derived from the data and analyses presented in this report:

Alluvium

- There was no exceedance of COI in alluvium monitoring wells sampled in July 2018.

Galliard Formation

- As shown on Table 3-8, organic COI concentrations exceeded Type 1 RRS in four wells in the Galliard Formation (MW-12, MW-21, MW-304, and MW-505D). Benzene, ethylbenzene, naphthalene and phenanthrene exceeded in MW-12, benzene exceeded in MW-304, and naphthalene exceeded in MW-505D. The sole RRS exceedance in MW-21 (located approximately 1300 feet east of the Northern Parcel) was TCE, which is not an MGP-related constituent. These exceedances are consistent with historical observations.
- No inorganic COI exceeded Type 1 RRS in Galliard groundwater samples during the July 2018 sampling event.
- DNAPL was observed in one well (MW-603), located within the Galliard groundwater plume during the July 2018 sampling event, and this well was not sampled.

Saprolite

- The only organic COI concentration exceeding Type 1 RRS reported in groundwater samples collected from wells installed in the saprolite unit was benzene at MW-311, while naphthalene was reported at MW-311 at a concentration below Type 1 RRS. Benzene and naphthalene concentrations remain well below historic highs in MW-311 (Appendix F).
- Nickel in MW-306SAP and MW-310SAP and cadmium in MW-311 were reported in excess of the Type 1 RRS. No other inorganic COI exceeded RRS in July 2018 in wells installed in the saprolite unit.

Transition Zone

- The groundwater sample collected from MW-306TZ in July 2018 had a reported exceedance of the Type 1 RRS for naphthalene only. There were no other transition zone wells sampled during this event.

Bedrock

- Benzene was the only VOC that exceeded Type 1 RRS in bedrock well MW-318. Benzene and ethylbenzene in MW-500BR exceeded Type 1 RRS.
- One or more SVOCs were detected in four bedrock monitoring wells in excess of the Type 1 RRS, as shown on Table 3-11.
- There were no inorganic COI exceedances in bedrock monitoring wells during the July 2018 sampling event.
- The bedrock extraction system has not been operating in the interim leading up to the remediation that began in Third Quarter 2018. The Voluntary Remediation Program 1st Semiannual Status Report (Amec Foster Wheeler, 2015a) stated that groundwater would continue to be sampled semiannually consistent with the current program until remedial construction was initiated. A modified program with a subset of existing bedrock wells may be sampled during ISS implementation to continue to evaluate groundwater quality.
- As stated in the 17th CAER, AGLC has discontinued MNA sampling until the corrective actions performed under the VRP have been completed.
- Observations from the Continuing Action Monitoring Plan inspection have been documented in Appendix H.

The next semiannual groundwater monitoring event will be performed in January 2019 and the 25th Semiannual CAER will be submitted as an appendix to the Eighth Semiannual VRP Status Report to be submitted by June 1, 2019.

7.0 References

AECOM, 2009. *Bedrock Groundwater Investigation Report, Former Manufactured Gas Plant Site, Augusta, Georgia*. Prepared by AECOM, February 19, 2009.

Amec Foster Wheeler, 2015a. *Voluntary Remediation Program 2nd Semiannual Status Report, Former Manufactured Gas Plant Site, Augusta, Georgia*. Prepared by Amec Foster Wheeler Environment and Infrastructure, Inc., December 1, 2015.

Amec Foster Wheeler, 2015b. *Voluntary Remediation Program 1st Semiannual Status Report, Former Manufactured Gas Plant Site, Augusta, Georgia*. Prepared by Amec Foster Wheeler Environment and Infrastructure, Inc., May 29, 2015.

Amec Foster Wheeler, 2015c. *18th Semi-Annual Corrective Action Effectiveness Report, Former Manufactured Gas Plant Site, Augusta, Georgia*. Prepared by Amec Foster Wheeler Environment and Infrastructure, Inc., November 27, 2015.

Amec Foster Wheeler, 2016a. *Voluntary Remediation Program 3rd Semiannual Status Report, Former Manufactured Gas Plant Site, Augusta, Georgia*. Prepared by Amec Foster Wheeler Environment and Infrastructure, Inc., June 1, 2016.

Amec Foster Wheeler, 2016b. *Voluntary Remediation Program 4th Semiannual Status Report, Former Manufactured Gas Plant Site, Augusta, Georgia*. Prepared by Amec Foster Wheeler Environment and Infrastructure, Inc., December 1, 2016.

Amec Foster Wheeler, 2017a. *Voluntary Remediation Program 6th Semiannual Status Report, Former Manufactured Gas Plant Site, Augusta, Georgia*. Prepared by Amec Foster Wheeler Environment and Infrastructure, Inc., December 1, 2017.

ECM, 2011. *Data-Gap Investigation and Monitoring Well Installation/Decommissioning Report, Former Manufactured Gas Plant Site, Augusta, Georgia*. Prepared by Environmental Cost Management, Inc., February 14, 2011.

ECM, 2012. *Site Conceptual Model Addendum, Former Manufactured Gas Plant Site, Augusta, Georgia*. Prepared by Environmental Cost Management, Inc., February 2012.

ECM, 2012a. *Ground Water Flow and Transport, Former Manufactured Gas Plant Site, Augusta, Georgia*. Prepared by Environmental Cost Management, Inc., June 5, 2012.

ECM, 2012b. *Feasibility Study, Former Manufactured Gas Plant Site, Augusta, Georgia*. Prepared by Environmental Cost Management, Inc., December 13, 2012.

EPD, 2000. Hazardous Waste Consent Order, Order No. EPD HW 1390. Prepared by the Georgia Department of Natural Resources, Environmental Protection Division, July 11, 2000.

Fetter, C.W., 2001. *Applied hydrogeology (Fourth edition)*: Prentice-Hall, Inc., Upper Saddle River, New Jersey, 598 p.

Johnson, A.I., 1967. *Specific yield-compilation of specific yields for various materials*: U.S. Geological Survey Water-Supply Paper 1662-D, 74 p.

LAW, 2002. *Basis of Design Workplan, Former Manufactured Gas Plant Site, Augusta, Georgia.* Prepared by LAW Environmental, December 9, 2002.

MACTEC, 2005. *Northern Parcel Corrective Action Closure Report, Former Manufactured Gas Plant Site, Augusta, Georgia*. Prepared by MACTEC, August 9, 2005.

MACTEC, 2009. *Corrective Action Closure Report and Compliance Status Report On-site and Off-site Parcels Operable Units 1 and 2, Former Manufactured Gas Plant Site, Augusta, Georgia.* Prepared by MACTEC, January 16, 2009.

MACTEC, 2009. *Corrective Action Closure Report and Compliance Status Report Third Level Canal Operable Unit 3, Former Manufactured Gas Plant Site, Augusta, Georgia.* Prepared by MACTEC, January 16, 2009.

META, 2012. *Environmental Forensic Report.* Prepared by META Environmental, Inc., November 27, 2012.

ThermoRetec, 2001. *Corrective Action Plan, Former Manufactured Gas Plant Site, Augusta, Georgia.* Prepared by ThermoRetec Consulting Corporation, November 2001.

USEPA, 2008/2011. *Data Validation Standard Operating Procedures for Contract Laboratory Program Routine Analytical Services.* Prepared by the Region 4, United States Environmental Protection Agency, Science and Ecosystem Support Division, August 2008 (organic), September 2011(inorganic).

USEPA, 2017. *Operating Procedure, Groundwater Sampling.* Prepared by the Region 4, United States Environmental Protection Agency, Science and Ecosystem Support Division, April 2017.

Tables

Table 2-1
Monitoring Well Network Summary
Atlanta Gas Light Company
Former Manufactured Gas Plant Site
Augusta, Georgia

Well ID	Hydrogeologic Unit	Well Monitoring Status	Location
Alluvium Monitoring Wells			
MW-05*	Alluvium	Gauge and Sample	On-site
MW-17		Gauge Only	On-site
MW-306S		Gauge Only	Off-site
MW-401S		Abandoned Oct. 2017	Off-site
MW-402S		Gauge and Sample	On-site
MW-408S		Gauge and Sample	Off-site
MW-501S		Gauge and Sample	Off-site
Galliard Formation Monitoring Wells			
MW-12	Galliard	Gauge and Sample	On-site
MW-19		Gauge and Sample	On-site
MW-21		Gauge and Sample	Off-site
MW-22		Gauge and Sample	Off-site
MW-24	Upper Galliard	Gauge Only	Off-site
MW-25		Gauge Only	Off-site
MW-202DR	Galliard	Abandoned Oct. 2017	On-site
MW-203	Middle Galliard	Gauge and Sample	On-site
MW-205	Galliard	Abandoned Oct. 2017	On-site
MW-206		Gauge and Sample	Off-site
MW-207		Gauge and Sample	On-site
MW-303		Gauge and Sample	Off-site
MW-304		Gauge and Sample	Off-site
MW-306D		Gauge and Sample	Off-site
MW-307D		Abandoned Aug.-Sep. 2015	Off-site
MW-309D		Gauge Only	Off-site
MW-310D		Gauge Only	On-site
MW-401D		Abandoned Oct. 2017	Off-site
MW-402D		Gauge and Sample	On-site
MW-404DR		Gauge and Sample	Off-site
MW-408DR		Gauge and Sample	Off-site
MW-502D		Abandoned Oct. 2017	On-site
MW-505D		Gauge and Sample	Off-site
MW-600		Abandoned Oct. 2017	Off-site
MW-601		Abandoned Oct. 2017	On-site
MW-602		Gauge and Sample	Off-site
MW-603		Gauge and Sample	Off-site
MW-604		Abandoned Oct. 2017	Off-site
MW-605		Abandoned Oct. 2017	Off-site
MW-606		Abandoned Oct. 2017	Off-site
MW-607		Gauge Only	Off-site

Well ID	Hydrogeologic Unit	Well Monitoring Status	Location
Saprolite Monitoring Wells			
MW-214	Saprolite	Gauge and Sample	Off-site
MW-306SAP		Gauge and Sample	Off-site
MW-307SAP		Abandoned Aug.-Sep. 2015	Off-site
MW-309SAP		Gauge Only	Off-site
MW-310SAP		Gauge and Sample	On-site
MW-311		Gauge and Sample	On-site
MW-317		Gauge Only	
MW-401SAP		Abandoned Oct. 2017	Off-site
MW-603SAP		Abandoned Oct. 2017	Off-site
Transition Zone and Bedrock Monitoring Wells			
MW-213	Bedrock	Abandoned Oct. 2017	On-site
MW-306TZ	Transition Zone	Gauge and Sample	Off-site
MW-306BR	Bedrock	Gauge and Sample	Off-site
MW-307TZ	Transition Zone	Abandoned Aug.-Sep. 2015	Off-site
MW-307BR	Bedrock	Abandoned Aug.-Sep. 2015	Off-site
MW-308BR		Abandoned Oct. 2017	On-site
MW-309TZ		Gauge Only	Off-site
MW-309BR		Gauge and Sample	Off-site
MW-310TZ		Gauge Only	On-site
MW-310BR		Gauge and Sample	On-site
MW-313		Gauge and Sample	Off-site
MW-315		Gauge and Sample	Off-site
MW-316		Abandoned Aug.-Sep. 2015	Off-site
MW-318		Gauge and Sample	Off-site
MW-319		Gauge and Sample	Off-site
MW-320		Gauge and Sample	Off-site
MW-321		Abandoned Aug.-Sep. 2015	Off-site
MW-322		Abandoned Aug.-Sep. 2015	Off-site
MW-323		Abandoned Aug.-Sep. 2015	Off-site
MW-324		Abandoned Aug.-Sep. 2015	Off-site
MW-325		Gauge and Sample	Off-site
MW-500BR		Gauge and Sample	Off-site
MW-503BR		Abandoned Oct. 2017	Off-site
MW-504BR		Abandoned Oct. 2017	Off-site
MW-506BR**		Gauge and Sample	Off-site
MW-507BR		Gauge and Sample	Off-site
MW-508BR		Gauge and Sample	On-site
MW-509BR		Abandoned Oct. 2017	Off-site
MW-510BR		Abandoned Oct. 2017	Off-site
MW-511BR		Abandoned Oct. 2017	Off-site
MW-512BR		Abandoned Oct. 2017	Off-site
MW-513BR		Gauge and Sample	Off-site

Notes:
D - denotes well screened in the Galliard Formation
BR - denotes bedrock well (where used in well name)
TZ - denotes well screened in the Transition Zone in DDSP wells
Except as noted, only those wells that are still considered active (e.g., not destroyed or abandoned) are included in this table
* The MW-05 protective cover was destroyed during the Canal Authority's path improvement along canal; the cover has been repaired
** MW-506BR has been paved over (destroyed) by the City of Augusta sometime between July 2012 and January 2013

Prepared by: ERM
Revision by/date: JMQ 11/15/17
Checked by/date: NJM 11/15/17

Table 2-2
Monitoring Well Construction Summary
Atlanta Gas Light Company
Former Manufactured Gas Plant Site
Augusta, Georgia

Monitoring Well ID	Date Installed	Well Type	Well Materials	Ground Surface Elevation (ft AMSL)	Top of Casing Elevation (ft AMSL)	Screened Interval (ft bgs)
Alluvium Monitoring Wells						
MW-05*	10/19/1985	II	PVC	130.00	132.11	4.2 - 18.6
MW-17	2/2/1992	II	SS	136.60	138.85	12.4 - 16.7
MW-306S	11/6/1998	DDSP	PVC	132.08	131.96	8.5 - 9.5
MW-401S****	8/31/2000	II	PVC	134.44	136.89	10 - 20
MW-402S	8/30/2000	II	PVC	136.88	136.89	9 - 19
MW-408S	10/18/2000	II	PVC	133.65	133.31	10 - 20
MW-501S	1/17/2007	II	PVC	132.98	132.80	7 - 12
Galliard Formation Monitoring Wells						
MW-12	5/15/1986	II	PVC	131.80	131.31	20 - 30
MW-19	2/4/1992	II	SS	138.70	140.37	15.3 - 19.7
MW-21	12/8/1992	II	SS	129.80	128.54	22.3 - 27.9
MW-22	5/4/1994	II	PVC	130.60	129.60	18.3 - 22.3
MW-24	5/6/1994	II	PVC	131.10	130.21	8.3 - 12.3
MW-25	5/6/1994	II	PVC	129.80	128.88	18.9 - 22.9
MW-202DR****	1/24/2007	II	PVC	131.70	131.59	24.5- 29.5
MW-203	11/14/1995	II	PVC	131.70	130.74	22.1 - 26.0
MW-205****	11/22/1995	II	SS	132.20	130.94	23.3 - 28.1
MW-206	11/28/1995	II	PVC	130.90	130.06	23.9 - 27.8
MW-207	10/11/1995	II	PVC	130.40	132.68	20.6 - 24.6
MW-211	10/11/1995	II	PVC	139.60	138.59	20.5 - 24.4
MW-303	11/18/1998	II	PVC	129.63	129.37	25.5 - 30.5
MW-304	11/2/1998	II	PVC	131.63	131.51	31 - 36
MW-306D	11/6/1998	DDSP	PVC	132.08	131.89	24.5 - 25.5
MW-307D***	11/10/1998	DDSP	PVC	130.53	130.45	24.5 - 25.5
MW-309D	11/8/1998	DDSP	PVC	129.97	129.79	27.5 - 28.5
MW-310D	11/3/1998	DDSP	PVC	138.79	138.70	27 - 28
MW-401D****	8/31/2000	II	PVC	134.37	134.38	33 - 36
MW-402D	8/30/2000	II	PVC	136.89	136.95	24.7 - 26.2
MW-404DR	1/30/2007	II	PVC	133.10	133.15	16.5 - 21.5
MW-408DR	2/22/2011	II	PVC	133.46	133.02	25 - 30
MW-502D****	1/30/2007	II	PVC	131.20	131.18	20 - 26
MW-505D	1/31/2007	II	PVC	128.87	128.87	23.5 - 28.5
MW-600****	10/19/2010	II	PVC	131.34	131.02	22 - 32
MW-601****	10/20/2010	II	PVC	131.10	130.82	17 - 27
MW-602	10/19/2010	II	PVC	130.55	130.20	22 - 32
MW-603	10/19/2010	II	PVC	130.80	130.65	17 - 27
MW-604****	10/19/2015	II	PVC	135.10	135.65	20 - 30
MW-605****	10/19/2015	II	PVC	134.60	134.36	22 - 32
MW-606****	10/20/2016	II	PVC	136.20	135.86	21 - 31
MW-607	10/21/2016	II	PVC	131.60	131.12	19 - 29

Notes:

ft AMSL - feet above mean sea level
ft bgs - feet below ground surface
II - double casing well
III - triple casing well
PVC - polyvinyl chloride
SS - stainless steel
Only active monitoring wells are included in this table.
DDSP - depth discrete sampling port

* The MW-05 protective cover was destroyed during the Canal Authority's path improvement along canal; the cover has been repaired
** MW-506BR has been paved over (destroyed) by the City of Augusta sometime between July 2012 and January 2013
*** Abandoned August-September 2015
**** Abandoned October 2017

Table 2-2
Monitoring Well Construction Summary
Atlanta Gas Light Company
Former Manufactured Gas Plant Site
Augusta, Georgia

Monitoring Well ID	Date Installed	Well Type	Well Materials	Ground Surface Elevation (ft AMSL)	Top of Casing Elevation (ft AMSL)	Screened Interval (ft bgs)
Saprolite Monitoring Wells						
MW-214	12/7/1995	II	PVC	130.60	129.65	52.6 - 56.6
MW-306SAP	11/6/1998	DDSP	PVC	132.08	131.92	30.5 - 31.5
MW-307SAP***	11/10/1998	DDSP	PVC	130.53	130.48	30.5 - 31.5
MW-309SAP	11/8/1998	DDSP	PVC	129.97	129.82	34.5 - 35.5
MW-310SAP	11/3/1998	DDSP	PVC	138.79	138.72	34 - 35
MW-311	11/20/1998	II	PVC	130.32	130.11	30 - 32
MW-317	9/6/2000	II	PVC	130.90	130.64	31 - 41
MW-401SAP****	8/31/2000	II	PVC	134.23	134.27	38 - 48
MW-603SAP****	7/27/2016	II	PVC	NS	NS	28 - 38
Transition Zone and Bedrock Monitoring Wells						
MW-213****	12/8/1995	III	PVC	131.90	130.92	58.5 - 62.5
MW-306BR	11/23/1998	III	PVC	132.03	131.81	55 - 80
MW-306TZ	11/6/1998	DDSP	PVC	132.08	131.93	58.5 - 59.5
MW-307BR***	11/22/1998	III	PVC	130.75	130.27	48 - 73.25
MW-307TZ***	11/10/1998	DDSP	PVC	130.53	130.48	46.5 - 47.5
MW-308BR****	11/21/1998	III	PVC	131.34	131.08	55.5 - 80.5
MW-309BR	11/24/1998	III	PVC	129.84	129.54	83.75 - 109
MW-309TZ	11/8/1998	DDSP	PVC	129.97	129.76	76.5 - 77.5
MW-310BR	11/25/1998	III	PVC	139.72	139.49	65 - 90
MW-310TZ	11/3/1998	DDSP	PVC	138.79	138.72	73 - 74
MW-313	8/10/2000	III	PVC	129.01	129.02	61 - 86
MW-315	8/10/2000	III	PVC	131.91	131.74	59.5 - 85.5
MW-316***	9/1/2000	III	PVC	130.71	130.51	88 - 119.8
MW-318	9/8/2000	III	PVC	130.94	130.75	62 - 87
MW-319	12/13/2000	III	PVC	133.20	132.98	55 - 80
MW-320	1/6/2001	III	PVC	132.08	131.74	70 - 76
MW-321***	1/19/2001	III	PVC/SS	130.86	130.48	160 - 170.2
MW-322***	12/14/2000	III	PVC	130.69	130.65	49 - 86
MW-323***	12/15/2000	III	PVC	130.65	130.53	70.5 - 95
MW-324***	5/31/2001	III	PVC/SS	130.83	130.98	209 - 215
MW-325	5/22/2001	III	PVC	131.53	131.44	95 - 115
MW-500BR	1/24/2007	III	PVC	132.76	132.66	64 - 79
MW-503BR****	9/5/2008	III	PVC	131.80	131.57	56 - 76
MW-504BR****	9/4/2008	III	PVC	131.10	130.91	60 - 80
MW-506BR**	8/27/2008	III	PVC	139.70	139.23	66 - 81
MW-507BR	8/25/2008	III	PVC	139.10	138.76	106 - 125
MW-508BR	8/25/2008	III	PVC	130.50	133.26	70 - 86
MW-509BR****	9/18/2009	III	PVC	131.10	130.63	56 - 76
MW-510BR****	9/15/2008	III	PVC	131.00	130.76	60 - 80
MW-511BR****	9/9/2008	III	PVC	131.20	130.82	56 - 76
MW-512BR****	8/29/2008	III	PVC	132.00	131.70	64 - 84
MW-513BR	10/20/2010	III	PVC	132.40	132.03	51.5 - 82

Notes:

ft AMSL - feet above mean sea level
ft bgs - feet below ground surface
II - double casing well
III - triple casing well
PVC - polyvinyl chloride
SS - stainless steel
Only exisitng monitoring wells are included in this table.
DDSP - depth discrete sampling port
** MW-506BR has been paved over (destroyed) by the City of Augusta sometime between July 2012 and January 2013
*** Abandoned August-September 2015
**** Abandoned October 2017
NS - Not Surveyed

Prepared by: ERM
Revision by/date: JMQ 11/15/17
Checked by/date: NJM 11/15/17

Table 2-3
Site-Specific Constituents of Interest
Atlanta Gas Light Company
Former Manufactured Gas Plant Site
Augusta, Georgia

Volatile Organic Compounds (VOCs), (SW-846 Method 8260B)		
Acetone	Ethylbenzene	Trichloroethylene
Benzene	Methylene Chloride	Xylenes (total)
Carbon Disulfide	Toluene	
Semivolatile Organic Compounds (SVOCs), (SW-846 Method 8270C)		
Acenaphthene	Benzo(g,h,i)perylene	Indeno(1,2,3-cd)pyrene
Acenaphthylene	Benzo(k)fluoranthene	Naphthalene
Anthracene	Chrysene	Phenanthrene
Benzo(a)anthracene	Dibenzo(a,h)anthracene	Pyrene
Benzo(a)pyrene	Fluoranthene	
Benzo(b)fluoranthene	Fluorene	
Inorganics (SW-846 Methods 6010B, 7470A, 6020, and 9010/9012)		
Antimony	Copper	Thallium
Arsenic	Cyanide	Vanadium
Barium	Lead	Zinc
Beryllium	Mercury	
Cadmium	Nickel	
Chromium	Selenium	

Prepared by/date: JMQ 10/29/15
Checked by/date: SAG 11/24/15

Table 3-1
Depth to Water and Groundwater Elevations
July 16-17, 2018
Atlanta Gas Light Company
Former Manufactured Gas Plant Site
Augusta, Georgia

Monitoring Well ID	Hydrogeologic Unit	Top of Casing (ft AMSL)	Well Casing Total Depth (ft BTOC)	Depth to Water 7/16-17/2018 (ft BTOC)	Groundwater Elevation (ft AMSL)	Thickness of NAPL (ft)
Alluvium Monitoring Wells						
MW-05	Alluvium	132.11	19.25	4.74	127.37	--
MW-17	Alluvium	138.85	14.52	10.68	128.17	--
MW-306S	Alluvium	131.96	8.59	7.36	124.60	--
MW-401S	Alluvium	136.89	Abandoned October 2017			--
MW-402S	Alluvium	136.89	19.48	11.63	125.26	--
MW-408S	Alluvium	133.31	18.57	7.74	125.57	--
MW-501S	Alluvium	132.80	11.96	6.83	125.97	--
Galliard Formation Monitoring Wells						
MW-12	Galliard	131.31	24.98	6.41	124.90	--
MW-19	Galliard	140.37	19.43	11.85	128.52	--
MW-21	Galliard	128.54	28.40	6.61	121.93	--
MW-22	Galliard	129.60	22.50	5.24	124.36	--
MW-24	Galliard	130.21	22.30	6.22	123.99	--
MW-25	Galliard	128.88	23.43	4.07	124.81	--
MW-202DR	Galliard	131.59	Abandoned October 2017			--
MW-203	Galliard	130.74	26.55	6.32	124.42	--
MW-205	Galliard	130.94	Abandoned October 2017			--
MW-206	Galliard	130.06	28.50	5.79	124.27	--
MW-207	Galliard	132.68	25.40	4.89	127.79	--
MW-303	Galliard	129.37	30.73	5.71	123.66	--
MW-304	Galliard	131.51	36.45	7.99	123.52	--
MW-306D	Galliard	131.89	25.50	7.12	124.77	--
MW-307D	Galliard	130.45	Abandoned August/September 2015			--
MW-309D	Galliard	129.79	23.05[1]	5.87	123.92	--
MW-310D	Galliard	138.70	27.15	12.93	125.77	--
MW-401D	Galliard	134.38	Abandoned October 2017			--
MW-402D	Galliard	136.95	26.68	11.76	125.19	--
MW-404DR	Galliard	133.15	21.53	7.18	125.97	--
MW-408DR	Galliard	133.02	24.93	7.27	125.75	--
MW-502D	Galliard	131.18	Abandoned October 2017			--
MW-505D	Galliard	128.87	28.0	4.41	124.46	--
MW-600	Galliard	131.02	Abandoned October 2017			
MW-601	Galliard	130.82	Abandoned October 2017			--
MW-602	Galliard	130.2	31.90	7.08	123.12	--
MW-603	Galliard	130.65	NM	5.46	125.19	NAPL spotting on probe
MW-604	Galliard	135.65	Abandoned October 2017			--
MW-605	Galliard	134.36	Abandoned October 2017			--
MW-606	Galliard	135.86	Abandoned October 2017			--
MW-607	Galliard	131.12	28.73	7.22	123.90	--

Notes:

Groundwater measurements taken 7/16/18 and 7/17/18

ft = Feet

AMSL = above mean sea level

BTOC = below top of casing

NAPL = non-aqueous phase liquid

NM = not measured

[1] = Obstruction encountered in well at a depth of 23.05' BTOC.

Table 3-1
Depth to Water and Groundwater Elevations
July 16-17, 2018
Atlanta Gas Light Company
Former Manufactured Gas Plant Site
Augusta, Georgia

Monitoring Well ID	Hydrogeologic Unit	Top of Casing (ft AMSL)	Well Casing Total Depth (ft BTOC)	Depth to Water 7/16-17/2018 (ft BTOC)	Groundwater Elevation (ft AMSL)	Thickness of NAPL (ft)
Saprolite Monitoring Wells						
MW-214	Saprolite	129.65	57.20	5.90	123.75	--
MW-306SAP	Saprolite	131.92	24.60	7.09	124.83	--
MW-307SAP	Saprolite	130.48	Abandoned August/September 2015			--
MW-309SAP	Saprolite	129.82	10.72[(2)]	6.19	123.63	--
MW-310SAP	Saprolite	138.72	28.46	12.99	125.73	--
MW-311	Saprolite	130.11	32.60	5.57	124.54	--
MW-317	Saprolite	130.64	37.31	8.04	122.60	--
MW-401SAP	Saprolite	134.27	Abandoned October 2017			--
MW-603SAP	Saprolite	NA	Abandoned October 2017			--
Transition Zone and Bedrock Monitoring Wells						
MW-213	Bedrock	130.92	Abandoned October 2017			--
MW-306TZ	TransZone	131.93	22.12	7.39	124.54	--
MW-306BR	Bedrock	131.81	79.00	7.39	124.42	--
MW-307TZ	TransZone	130.48	Abandoned August/September 2015			--
MW-308BR	Bedrock	131.08	Abandoned October 2017			
MW-309BR	Bedrock	129.54	106.10	6.87	122.67	--
MW-309TZ	TransZone	129.76	18.45	6.98	122.78	--
MW-310TZ	TransZone	138.72	31.61	13.97	124.75	--
MW-310BR	Bedrock	139.49	66.74	14.87	124.62	--
MW-313	Bedrock	129.02	85.56	5.92	123.10	--
MW-315	Bedrock	131.74	85.80	6.78	124.96	--
MW-316	Bedrock	130.51	Abandoned August/September 2015			--
MW-318	Bedrock	130.75	73.18	6.87	123.88	--
MW-319	Bedrock	132.98	79.50	8.31	124.67	--
MW-320	Bedrock	131.74	68.60	7.79	123.95	--
MW-321	Bedrock	130.48	Abandoned August/September 2015			--
MW-322	Bedrock	130.65	Abandoned August/September 2015			--
MW-323	Bedrock	130.53	Abandoned August/September 2015			--
MW-324	Bedrock	130.98	Abandoned August/September 2015			--
MW-325	Bedrock	131.44	105	9.24	122.20	--
MW-500BR	Bedrock	132.66	54.98	8.21	124.45	--
MW-503BR	Bedrock	131.57	Abandoned October 2017			--
MW-504BR	Bedrock	130.91	Abandoned October 2017			--
MW-506BR	Bedrock	139.22	Destroyed			--
MW-507BR	Bedrock	138.75	96.44	14.96	123.79	--
MW-508BR	Bedrock	133.25	73.5	9.21	124.04	--
MW-509BR	Bedrock	130.63	Abandoned October 2017			--
MW-510BR	Bedrock	130.75	Abandoned October 2017			--
MW-511BR	Bedrock	130.82	Abandoned October 2017			--
MW-512BR	Bedrock	131.69	Abandoned October 2017			--
MW-513BR	Bedrock	132.03	54.83	7.91	124.12	--

Notes:

Groundwater measurements taken 7/16/18 and 7/17/18

ft = Feet
AMSL = above mean sea level
BTOC = below top of casing
NAPL = non aqueous phase liquid
NM = not measured
(2) = Obstruction encountered in well at a depth of 10.72' BTOC.

Prepared by/date: AS 8/8/18
Checked by/date: JMQ 8/10/18

Table 3-2
Groundwater Analytical Results for Alluvium Wells
Atlanta Gas Light Company
Former Manufactured Gas Plant Site
Augusta, Georgia

		Location ID:	MW-05	MW-402S	MW-408S	MW-501S	MW-501S
		Sample Date:	7/18/2018	7/17/2018	7/19/2018	7/18/2018	7/18/2018
		Sample Type:	Sample	Sample	Sample	Sample	Duplicate
	Type 1 RRS	Units					
Field Parameters:							
Specific Conductance	--	ms/cm	0.687	0.566	0.986	0.226	0.226
Dissolved Oxygen	--	mg/L	0.28	0.12	0.17	0.12	0.12
Oxidation Reduction Potential	--	mV	43.4	126.3	-93.1	-36.1	-36.1
pH	--	pH units	6.92	6.15	6.66	6.31	6.31
Temperature	--	deg C	24.44	23.71	24.53	25.78	25.78
Turbidity	--	NTU	3.9	2.2	3.75	8.65	8.65
VOCs:							
Acetone	4000	ug/L	< 50	< 50	< 50	< 50	< 50
Benzene	5.0	ug/L	< 5.0	< 5.0	< 5.0	< 5.0	< 5.0
Carbon disulfide	4000	ug/L	< 5.0	< 5.0	< 5.0	< 5.0	< 5.0
Ethylbenzene	700	ug/L	< 5.0	< 5.0	< 5.0	< 5.0	< 5.0
Methylene chloride (Dichloromethane)	5.0	ug/L	< 5.0	< 5.0	< 5.0	< 5.0	< 5.0
Toluene	1000	ug/L	< 5.0	< 5.0	< 5.0	< 5.0	< 5.0
Trichloroethene (TCE)	5.0	ug/L	< 5.0	< 5.0	< 5.0	< 5.0	< 5.0
Xylenes, Total	10000	ug/L	< 5.0	< 5.0	< 5.0	< 5.0	< 5.0
SVOCs:							
Acenaphthene	2000	ug/L	< 0.5	< 0.5	< 0.5	< 0.5	< 0.5
Acenaphthylene	10	ug/L	< 1.0	< 1.0	< 1.0	< 1.0	< 1.0
Anthracene	10	ug/L	< 0.05	< 0.05	< 0.05	< 0.05	< 0.05
Benzo(a)anthracene	0.1	ug/L	< 0.05	< 0.05	< 0.05	< 0.05	< 0.05
Benzo(a)pyrene	0.2	ug/L	< 0.05	< 0.05	< 0.05	< 0.05	< 0.05
Benzo(b)fluoranthene	0.2	ug/L	< 0.1	< 0.1	< 0.1	< 0.1	< 0.1
Benzo(g,h,i)perylene	10	ug/L	< 0.1	**0.15**	< 0.1	< 0.1	< 0.1
Benzo(k)fluoranthene	10	ug/L	< 0.05	< 0.05	< 0.05	< 0.05	< 0.05
Chrysene	0.2	ug/L	< 0.05	< 0.05	< 0.05	< 0.05	< 0.05
Dibenzo(a,h)anthracene	0.3	ug/L	< 0.1	< 0.1	< 0.1	< 0.1	< 0.1
Fluoranthene	1000	ug/L	< 0.1	< 0.1	< 0.1	< 0.1	< 0.1
Fluorene	1000	ug/L	< 0.1	< 0.1	< 0.1	< 0.1	< 0.1
Indeno(1,2,3-cd)pyrene	0.4	ug/L	< 0.05	**0.11**	< 0.05	< 0.05	< 0.05
Naphthalene	20	ug/L	**0.72**	< 0.5	< 0.5	< 0.5	< 0.5
Phenanthrene	10	ug/L	< 0.05	< 0.05	< 0.05	< 0.05	< 0.05
Pyrene	1000	ug/L	< 0.05	< 0.05	< 0.05	< 0.05	< 0.05
Inorganics:							
Antimony	0.006	mg/L	< 0.006	< 0.006	< 0.006	< 0.006	< 0.006
Arsenic	0.05	mg/L	< 0.05	< 0.05	< 0.05	< 0.05	< 0.05
Barium	2.0	mg/L	**0.374**	**0.0735**	**0.456**	**0.0363**	**0.035**
Beryllium	0.004	mg/L	< 0.004	< 0.004	< 0.004	< 0.004	< 0.004
Cadmium	0.005	mg/L	< 0.005	< 0.005	< 0.005	< 0.005	< 0.005
Chromium	0.1	mg/L	< 0.01	< 0.01	< 0.01	< 0.01	< 0.01
Copper	1.3	mg/L	< 0.01	< 0.01	< 0.01	< 0.01	< 0.01
Cyanide	0.2	mg/L	**0.017**	< 0.01	< 0.01	**0.016**	< 0.01
Lead	0.015	mg/L	< 0.01	< 0.01	< 0.01	< 0.01	< 0.01
Mercury	0.002	mg/L	< 0.0002	< 0.0002	< 0.0002	< 0.0002	< 0.0002
Nickel	0.1	mg/L	< 0.02	< 0.02	< 0.02	< 0.02	< 0.02
Selenium	0.05	mg/L	< 0.02	< 0.02	< 0.02	< 0.02	< 0.02
Thallium	0.002	mg/L	< 0.002	< 0.002	< 0.002	< 0.002	< 0.002
Vanadium	0.2	mg/L	< 0.01	< 0.01	< 0.01	< 0.01	< 0.01
Zinc	2.0	mg/L	< 0.02	< 0.02	< 0.02	< 0.02	< 0.02

Notes:
RRS = Risk Reduction Standard
ug/L = micrograms per liter
mg/L = milligrams per liter
-- = RRS not applicable for this analyte

Prepared by/date: RJB 9/13/18
Checked by/date: RD 9/13/18

Data Qualifier Defintions:
< = Not detected at or above the reported detection limit
BOLD = Exceeds the laboratory detection limit
Analyte concentration exceeds the Type 1 RRS

Table 3-3
Groundwater Analytical Results for Galliard Formation Wells
Atlanta Gas Light Company
Former Manufactured Gas Plant Site
Augusta, Georgia

		Location ID:	MW-12	MW-12	MW-19	MW-19	MW-203	MW-206
		Sample Date:	7/17/2018	7/17/2018	7/17/2018	7/17/2018	7/20/2018	7/19/2018
		Sample Type:	Sample	Duplicate	Sample	Duplicate	Sample	Sample
	Type 1 RRS	Units						
Field Parameters:								
Specific Conductance	--	ms/cm	0.243	0.243	0.464	0.464	0.451	0.6
Dissolved Oxygen	--	mg/L	0.22	0.22	0.08	0.08	0.29	0.25
Oxidation Reduction Potential	--	mV	-87.3	-87.3	128.4	128.4	267	47.9
pH	--	pH units	7.07	7.07	6.25	6.25	6.32	7.25
Temperature	--	deg C	23.39	23.39	24.81	24.81	21.66	22.88
Turbidity	--	NTU	0.54	0.54	3.21	3.21	0.78	0.98
VOCs:								
Acetone	4000	ug/L	< 5000	< 5000	< 50	< 50	< 50	< 50
Benzene	5.0	ug/L	**8700**	**9000**	< 5.0	< 5.0	< 5.0	< 5.0
Carbon disulfide	4000	ug/L	< 500	< 500	< 5.0	< 5.0	< 5.0	< 5.0
Ethylbenzene	700	ug/L	**2000**	**1800**	< 5.0	< 5.0	< 5.0	< 5.0
Methylene chloride (Dichloromethane)	5.0	ug/L	< 500	< 500	< 5.0	< 5.0	< 5.0	< 5.0
Toluene	1000	ug/L	**710**	**740**	< 5.0	< 5.0	< 5.0	< 5.0
Trichloroethene (TCE)	5.0	ug/L	< 500	< 500	< 5.0	< 5.0	< 5.0	< 5.0
Xylenes, Total	10000	ug/L	**1300**	**1100**	< 5.0	< 5.0	< 5.0	< 5.0
SVOCs:								
Acenaphthene	2000	ug/L	**89**	**94**	< 0.5	< 0.5	< 0.5	< 0.5
Acenaphthylene	10	ug/L	**2.9 J**	**1.5 J**	< 1.0	< 1.0	< 1.0	< 1.0
Anthracene	10	ug/L	**2.0 J**	**2.0 J**	**0.081**	**0.077**	< 0.05	< 0.05
Benzo(a)anthracene	0.1	ug/L	< 0.05	< 0.05	**0.096**	< 0.05	< 0.05	< 0.05
Benzo(a)pyrene	0.2	ug/L	< 0.05	< 0.05	**0.085**	< 0.05	< 0.05	< 0.05
Benzo(b)fluoranthene	0.2	ug/L	< 0.1	< 0.1	< 0.1	< 0.1	< 0.1	< 0.1
Benzo(g,h,i)perylene	10	ug/L	< 0.1	< 0.1	< 0.1	< 0.1	< 0.1	< 0.1
Benzo(k)fluoranthene	10	ug/L	< 0.05	< 0.05	**0.084**	< 0.05	< 0.05	< 0.05
Chrysene	0.2	ug/L	< 0.05	< 0.05	**0.089**	< 0.05	< 0.05	< 0.05
Dibenzo(a,h)anthracene	0.3	ug/L	< 0.1	< 0.1	< 0.1	< 0.1	< 0.1	< 0.1
Fluoranthene	1000	ug/L	**0.3 J**	**0.31 J**	< 0.1	< 0.1	< 0.1	< 0.1
Fluorene	1000	ug/L	**21**	**22**	< 0.1	< 0.1	< 0.1	< 0.1
Indeno(1,2,3-cd)pyrene	0.4	ug/L	< 0.05	< 0.05	**0.099**	< 0.05	< 0.05	< 0.05
Naphthalene	20	ug/L	**5200**	**5500**	< 0.5	< 0.5	< 0.5	< 0.5
Phenanthrene	10	ug/L	**13**	**13**	< 0.05	< 0.05	< 0.05	< 0.05
Pyrene	1000	ug/L	**0.28 J**	**0.3 J**	< 0.05	< 0.05	< 0.05	< 0.05
Inorganics:								
Antimony	0.006	mg/L	< 0.006	< 0.006	< 0.006	< 0.006	< 0.006	< 0.006
Arsenic	0.05	mg/L	< 0.05	< 0.05	< 0.05	< 0.05	< 0.05	< 0.05
Barium	2.0	mg/L	**0.181**	**0.21**	**0.0936**	**0.112**	**0.0592**	**0.369**
Beryllium	0.004	mg/L	< 0.004	< 0.004	< 0.004	< 0.004	< 0.004	< 0.004
Cadmium	0.005	mg/L	< 0.005	< 0.005	< 0.005	< 0.005	< 0.005	< 0.005
Chromium	0.1	mg/L	< 0.01	< 0.01	< 0.01	< 0.01	< 0.01	< 0.01
Copper	1.3	mg/L	< 0.01	< 0.01	< 0.01	< 0.01	< 0.01	< 0.01
Cyanide	0.2	mg/L	**0.013**	< 0.01	**0.019**	**0.02**	< 0.01	< 0.01
Lead	0.015	mg/L	< 0.01	< 0.01	< 0.01	< 0.01	< 0.01	< 0.01
Mercury	0.002	mg/L	< 0.0002	< 0.0002	< 0.0002	< 0.0002	< 0.0002	< 0.0002
Nickel	0.1	mg/L	< 0.02	< 0.02	**0.0359**	**0.0407**	< 0.02	< 0.02
Selenium	0.05	mg/L	< 0.02	< 0.02	< 0.02	< 0.02	< 0.02	< 0.02
Thallium	0.002	mg/L	< 0.002	< 0.002	< 0.002	< 0.002	< 0.002	< 0.002
Vanadium	0.2	mg/L	< 0.01	< 0.01	< 0.01	< 0.01	**0.0199**	< 0.01
Zinc	2.0	mg/L	< 0.02	< 0.02	**0.0704**	**0.0764**	< 0.02	< 0.02

Notes:
RRS = Risk Reduction Standard
ug/L = micrograms per liter
mg/L = milligrams per liter
-- = RRS not applicable for this analyte

Data Qualifier Defintions:
< = Not detected at or above the reported detection limit
J = Detected, estimated due to QC criteria
BOLD = Exceeds the laboratory detection limit
Analyte concentration exceeds the Type 1 RRS
Detection limit exceeds the Type 1 RRS

Table 3-3
Groundwater Analytical Results for Galliard Formation Wells
Atlanta Gas Light Company
Former Manufactured Gas Plant Site
Augusta, Georgia

		Location ID:	MW-207	MW-21	MW-22	MW-303	MW-304	MW-306D
		Sample Date:	7/18/2018	7/19/2018	7/19/2018	7/18/2018	7/18/2018	7/17/2018
		Sample Type:	Sample	Sample	Sample	Sample	Sample	Sample
	Type 1 RRS	Units						
Field Parameters:								
Specific Conductance	--	ms/cm	0.538	0.648	0.224	0.524	0.57	1.341
Dissolved Oxygen	--	mg/L	0.17	0.79	0.4	0.21	0.21	0.25
Oxidation Reduction Potential	--	mV	-29.9	101.9	262.5	-1.5	-13.5	11.4
pH	--	pH units	7.26	6.38	6.36	6.25	6.25	6.23
Temperature	--	deg C	23.11	25	23.32	23.86	19.62	22.62
Turbidity	--	NTU	1.09	1.46	0.99	2.77	2.14	0.21
VOCs:								
Acetone	4000	ug/L	< 50	< 50	< 50	< 50	< 50	< 50
Benzene	5.0	ug/L	< 5.0	< 5.0	< 5.0	< 5.0	**280**	< 5.0
Carbon disulfide	4000	ug/L	< 5.0	< 5.0	< 5.0	< 5.0	< 5.0	< 5.0
Ethylbenzene	700	ug/L	< 5.0	< 5.0	< 5.0	< 5.0	< 5.0	< 5.0
Methylene chloride (Dichloromethane)	5.0	ug/L	< 5.0	< 5.0	< 5.0	< 5.0	< 5.0	< 5.0
Toluene	1000	ug/L	< 5.0	< 5.0	< 5.0	< 5.0	< 5.0	< 5.0
Trichloroethene (TCE)	5.0	ug/L	< 5.0	**7.4**	< 5.0	< 5.0	< 5.0	< 5.0
Xylenes, Total	10000	ug/L	< 5.0	< 5.0	< 5.0	< 5.0	< 5.0	< 5.0
SVOCs:								
Acenaphthene	2000	ug/L	< 0.5	< 0.5	< 0.5	< 0.5	**11**	< 0.5
Acenaphthylene	10	ug/L	< 1.0	< 1.0	< 1.0	< 1.0	< 1.0	< 1.0
Anthracene	10	ug/L	< 0.05	< 0.05	< 0.05	**0.31**	**0.17**	< 0.05
Benzo(a)anthracene	0.1	ug/L	< 0.05	< 0.05	< 0.05	< 0.05	< 0.05	< 0.05
Benzo(a)pyrene	0.2	ug/L	< 0.05	< 0.05	< 0.05	< 0.05	< 0.05	< 0.05
Benzo(b)fluoranthene	0.2	ug/L	< 0.1	< 0.1	< 0.1	< 0.1	< 0.1	< 0.1
Benzo(g,h,i)perylene	10	ug/L	< 0.1	< 0.1	< 0.1	< 0.1	< 0.1	< 0.1
Benzo(k)fluoranthene	10	ug/L	< 0.05	< 0.05	< 0.05	< 0.05	< 0.05	< 0.05
Chrysene	0.2	ug/L	< 0.05	< 0.05	< 0.05	< 0.05	< 0.05	< 0.05
Dibenzo(a,h)anthracene	0.3	ug/L	< 0.1	< 0.1	< 0.1	< 0.1	< 0.1	< 0.1
Fluoranthene	1000	ug/L	< 0.1	< 0.1	< 0.1	**0.59**	**0.27**	< 0.1
Fluorene	1000	ug/L	< 0.1	< 0.1	< 0.1	**0.22**	**1.5**	< 0.1
Indeno(1,2,3-cd)pyrene	0.4	ug/L	< 0.05	< 0.05	< 0.05	< 0.05	< 0.05	< 0.05
Naphthalene	20	ug/L	< 0.5	< 0.5	< 0.5	< 0.5	**7.6**	< 0.5
Phenanthrene	10	ug/L	< 0.05	< 0.05	< 0.05	< 0.05	**0.92**	< 0.05
Pyrene	1000	ug/L	< 0.05	< 0.05	< 0.05	**2.6**	**0.32**	< 0.05
Inorganics:								
Antimony	0.006	mg/L	< 0.006	< 0.006	< 0.006	< 0.006	< 0.006	< 0.006
Arsenic	0.05	mg/L	< 0.05	< 0.05	< 0.05	< 0.05	< 0.05	< 0.05
Barium	2.0	mg/L	**0.309**	**0.0759**	**0.033**	**0.0781**	**0.403**	**0.684**
Beryllium	0.004	mg/L	< 0.004	< 0.004	< 0.004	< 0.004	< 0.004	< 0.004
Cadmium	0.005	mg/L	< 0.005	< 0.005	< 0.005	< 0.005	< 0.005	< 0.005
Chromium	0.1	mg/L	< 0.01	< 0.01	< 0.01	< 0.01	< 0.01	< 0.01
Copper	1.3	mg/L	< 0.01	< 0.01	< 0.01	< 0.01	< 0.01	< 0.01
Cyanide	0.2	mg/L	< 0.01	< 0.01	< 0.01	< 0.01	< 0.01	< 0.01
Lead	0.015	mg/L	< 0.01	< 0.01	< 0.01	< 0.01	< 0.01	< 0.01
Mercury	0.002	mg/L	< 0.0002	< 0.0002	< 0.0002	< 0.0002	< 0.0002	< 0.0002
Nickel	0.1	mg/L	< 0.02	< 0.02	< 0.02	< 0.02	< 0.02	< 0.02
Selenium	0.05	mg/L	< 0.02	< 0.02	< 0.02	< 0.02	< 0.02	< 0.02
Thallium	0.002	mg/L	< 0.002	< 0.002	< 0.002	< 0.002	< 0.002	< 0.002
Vanadium	0.2	mg/L	< 0.01	< 0.01	< 0.01	< 0.01	< 0.01	< 0.01
Zinc	2.0	mg/L	< 0.02	< 0.02	< 0.02	< 0.02	< 0.02	< 0.02

Notes:
RRS = Risk Reduction Standard
ug/L = micrograms per liter
mg/L = milligrams per liter
-- = RRS not applicable for this analyte

Data Qualifier Defintions:
< = Not detected at or above the reported detection limit
J = Detected, estimated due to QC criteria
BOLD = Exceeds the laboratory detection limit
Analyte concentration exceeds the Type 1 RRS
Detection limit exceeds the Type 1 RRS

Table 3-3
Groundwater Analytical Results for Galliard Formation Wells
Atlanta Gas Light Company
Former Manufactured Gas Plant Site
Augusta, Georgia

		Location ID:	MW-402D	MW-404DR	MW-408DR	MW-505D	MW-602
		Sample Date:	7/17/2018	7/18/2018	7/19/2018	7/19/2018	7/18/2018
		Sample Type:	Sample	Sample	Sample	Sample	Sample
	Type 1 RRS	Units					
Field Parameters:							
Specific Conductance	--	ms/cm	0.619	0.485	0.723	0.634	0.542
Dissolved Oxygen	--	mg/L	0.04	0.21	0.19	0.24	0.22
Oxidation Reduction Potential	--	mV	133.9	62.9	-30.2	19.6	13.5
pH	--	pH units	6.19	6.13	6.04	6.92	6.22
Temperature	--	deg C	22.72	21.99	25.21	22.47	21.06
Turbidity	--	NTU	3.04	0.73	7.15	0.44	2.57
VOCs:							
Acetone	4000	ug/L	< 50	< 50	< 50	< 50	< 50
Benzene	5.0	ug/L	< 5.0	< 5.0	< 5.0	< 5.0	< 5.0
Carbon disulfide	4000	ug/L	< 5.0	< 5.0	< 5.0	< 5.0	< 5.0
Ethylbenzene	700	ug/L	< 5.0	< 5.0	< 5.0	< 5.0	< 5.0
Methylene chloride (Dichloromethane)	5.0	ug/L	< 5.0	< 5.0	< 5.0	< 5.0	< 5.0
Toluene	1000	ug/L	< 5.0	< 5.0	< 5.0	< 5.0	< 5.0
Trichloroethene (TCE)	5.0	ug/L	< 5.0	< 5.0	< 5.0	< 5.0	< 5.0
Xylenes, Total	10000	ug/L	< 5.0	< 5.0	< 5.0	< 5.0	< 5.0
SVOCs:							
Acenaphthene	2000	ug/L	< 0.5	< 0.5	**18**	**8.8 J**	**0.95**
Acenaphthylene	10	ug/L	< 1.0	< 1.0	< 1.0	< 1.0	< 1.0
Anthracene	10	ug/L	< 0.05	< 0.05	**0.52**	**0.2 J**	**0.19**
Benzo(a)anthracene	0.1	ug/L	< 0.05	< 0.05	< 0.05	< 0.05	< 0.05
Benzo(a)pyrene	0.2	ug/L	< 0.05	< 0.05	< 0.05	< 0.05	< 0.05
Benzo(b)fluoranthene	0.2	ug/L	< 0.1	< 0.1	< 0.1	< 0.1	< 0.1
Benzo(g,h,i)perylene	10	ug/L	< 0.1	< 0.1	< 0.1	< 0.1	< 0.1
Benzo(k)fluoranthene	10	ug/L	< 0.05	< 0.05	< 0.05	< 0.05	< 0.05
Chrysene	0.2	ug/L	< 0.05	< 0.05	< 0.05	< 0.05	< 0.05
Dibenzo(a,h)anthracene	0.3	ug/L	< 0.1	< 0.1	< 0.1	< 0.1	< 0.1
Fluoranthene	1000	ug/L	< 0.1	< 0.1	**0.18**	**0.42 J**	< 0.1
Fluorene	1000	ug/L	< 0.1	< 0.1	**0.77**	**1.3 J**	**0.1**
Indeno(1,2,3-cd)pyrene	0.4	ug/L	< 0.05	< 0.05	< 0.05	< 0.05	< 0.05
Naphthalene	20	ug/L	< 0.5	< 0.5	< 0.5	**33**	< 0.5
Phenanthrene	10	ug/L	< 0.05	< 0.05	**3.6**	**1.1 J**	< 0.05
Pyrene	1000	ug/L	< 0.05	< 0.05	**0.14**	**0.61 J**	**0.099**
Inorganics:							
Antimony	0.006	mg/L	< 0.006	< 0.006	< 0.006	< 0.006	< 0.006
Arsenic	0.05	mg/L	< 0.05	< 0.05	< 0.05	< 0.05	< 0.05
Barium	2.0	mg/L	**0.0803**	**0.102**	**0.509**	**0.352**	**0.405**
Beryllium	0.004	mg/L	< 0.004	< 0.004	< 0.004	< 0.004	< 0.004
Cadmium	0.005	mg/L	< 0.005	< 0.005	< 0.005	< 0.005	< 0.005
Chromium	0.1	mg/L	< 0.01	< 0.01	< 0.01	< 0.01	< 0.01
Copper	1.3	mg/L	< 0.01	< 0.01	< 0.01	< 0.01	< 0.01
Cyanide	0.2	mg/L	< 0.01	< 0.01	< 0.01	< 0.01	< 0.01
Lead	0.015	mg/L	< 0.01	< 0.01	< 0.01	< 0.01	< 0.01
Mercury	0.002	mg/L	< 0.0002	< 0.0002	< 0.0002	< 0.0002	< 0.0002
Nickel	0.1	mg/L	< 0.02	< 0.02	< 0.02	< 0.02	< 0.02
Selenium	0.05	mg/L	< 0.02	< 0.02	< 0.02	< 0.02	< 0.02
Thallium	0.002	mg/L	< 0.002	< 0.002	< 0.002	< 0.002	< 0.002
Vanadium	0.2	mg/L	< 0.01	< 0.01	< 0.01	< 0.01	< 0.01
Zinc	2.0	mg/L	< 0.02	**0.0279**	< 0.02	< 0.02	< 0.02

Notes:
RRS = Risk Reduction Standard
ug/L = micrograms per liter
mg/L = milligrams per liter
-- = RRS not applicable for this analyte

Prepared by/date: RJB 9/13/18
Checked by/date: RD 9/13/18

Data Qualifier Defintions:
< = Not detected at or above the reported detection limit
J = Detected, estimated due to QC criteria
BOLD = Exceeds the laboratory detection limit
Analyte concentration exceeds the Type 1 RRS
Detection limit exceeds the Type 1 RRS

Table 3-4
Groundwater Analytical Results for Saprolite Wells
Atlanta Gas Light Company
Former Manufactured Gas Plant Site
Augusta, Georgia

		Location ID:	MW-214	MW-306SAP	MW-310SAP	MW-311
		Sample Date:	7/19/2018	7/17/2018	7/18/2018	7/17/2018
		Sample Type:	Sample	Sample	Sample	Sample
	Type 1 RRS	Units				
Field Parameters:						
Specific Conductance	--	ms/cm	0.284	1.403	0.457	0.308
Dissolved Oxygen	--	mg/L	0.18	1.77	0.1	0.27
Oxidation Reduction Potential	--	mV	-4.9	20.2	116.6	-59.9
pH	--	pH units	7.4	6.14	5.81	6.9
Temperature	--	deg C	23.46	24.57	26	24.63
Turbidity	--	NTU	1.9	2.23	0.58	3.53
VOCs:						
Acetone	4000	ug/L	< 50	< 50	< 50	< 50
Benzene	5.0	ug/L	< 5.0	< 5.0	< 5.0	**170**
Carbon disulfide	4000	ug/L	< 5.0	< 5.0	< 5.0	< 5.0
Ethylbenzene	700	ug/L	< 5.0	< 5.0	< 5.0	**27**
Methylene chloride (Dichloromethane)	5.0	ug/L	< 5.0	< 5.0	< 5.0	< 5.0
Toluene	1000	ug/L	< 5.0	< 5.0	< 5.0	< 5.0
Trichloroethene (TCE)	5.0	ug/L	< 5.0	< 5.0	< 5.0	< 5.0
Xylenes, Total	10000	ug/L	< 5.0	< 5.0	< 5.0	< 5.0
SVOCs:						
Acenaphthene	2000	ug/L	< 0.5	< 0.5	< 0.5	**2.1**
Acenaphthylene	10	ug/L	< 1.0	< 1.0	< 1.0	< 1.0
Anthracene	10	ug/L	< 0.05	< 0.05	< 0.05	**0.054**
Benzo(a)anthracene	0.1	ug/L	< 0.05	< 0.05	< 0.05	< 0.05
Benzo(a)pyrene	0.2	ug/L	< 0.05	< 0.05	< 0.05	< 0.05
Benzo(b)fluoranthene	0.2	ug/L	< 0.1	< 0.1	< 0.1	< 0.1
Benzo(g,h,i)perylene	10	ug/L	< 0.1	< 0.1	< 0.1	< 0.1
Benzo(k)fluoranthene	10	ug/L	< 0.05	< 0.05	< 0.05	< 0.05
Chrysene	0.2	ug/L	< 0.05	< 0.05	< 0.05	< 0.05
Dibenzo(a,h)anthracene	0.3	ug/L	< 0.1	< 0.1	< 0.1	< 0.1
Fluoranthene	1000	ug/L	< 0.1	< 0.1	< 0.1	< 0.1
Fluorene	1000	ug/L	< 0.1	< 0.1	< 0.1	**0.74**
Indeno(1,2,3-cd)pyrene	0.4	ug/L	< 0.05	< 0.05	< 0.05	< 0.05
Naphthalene	20	ug/L	< 0.5	< 0.5	< 0.5	**4.2**
Phenanthrene	10	ug/L	< 0.05	< 0.05	< 0.05	**0.1**
Pyrene	1000	ug/L	< 0.05	< 0.05	< 0.05	< 0.05
Inorganics:						
Antimony	0.006	mg/L	< 0.006	< 0.006	< 0.006	< 0.006
Arsenic	0.05	mg/L	< 0.05	< 0.05	< 0.05	< 0.05
Barium	2.0	mg/L	**0.358**	**0.679**	**0.0878**	**0.0865**
Beryllium	0.004	mg/L	< 0.004	< 0.004	< 0.004	< 0.004
Cadmium	0.005	mg/L	< 0.005	< 0.005	< 0.005	**0.0256**
Chromium	0.1	mg/L	< 0.01	**0.0142**	< 0.01	< 0.01
Copper	1.3	mg/L	< 0.01	< 0.01	< 0.01	< 0.01
Cyanide	0.2	mg/L	< 0.01	< 0.01	< 0.01	< 0.01
Lead	0.015	mg/L	< 0.01	< 0.01	< 0.01	< 0.01
Mercury	0.002	mg/L	< 0.0002	< 0.0002	< 0.0002	< 0.0002
Nickel	0.1	mg/L	< 0.02	**0.456**	**0.453**	< 0.02
Selenium	0.05	mg/L	< 0.02	< 0.02	< 0.02	< 0.02
Thallium	0.002	mg/L	< 0.002	< 0.002	< 0.002	< 0.002
Vanadium	0.2	mg/L	< 0.01	< 0.01	< 0.01	< 0.01
Zinc	2.0	mg/L	< 0.02	< 0.02	< 0.02	**0.0573**

Notes:
RRS = Risk Reduction Standard
ug/L = micrograms per liter
mg/L = milligrams per liter
-- = RRS not applicable for this analyte

Prepared by/date: RJB 9/13/18
Checked by/date: RD 9/13/18

Data Qualifier Defintions:
< = Not detected at or above the reported detection limit
BOLD = Exceeds the laboratory detection limit
Analyte concentration exceeds the Type 1 RRS

Table 3-5
Groundwater Analytical Results for Transition Zone Wells
Atlanta Gas Light Company
Former Manufactured Gas Plant Site
Augusta, Georgia

		Location ID:	MW-306TZ
		Sample Date:	7/17/2018
		Sample Type:	Sample
	Type 1 RRS	Units	
Field Parameters:			
Specific Conductance	--	ms/cm	0.714
Dissolved Oxygen	--	mg/L	0.29
Oxidation Reduction Potential	--	mV	-41.2
pH	--	pH units	6.92
Temperature	--	deg C	22.46
Turbidity	--	NTU	0.93
VOCs:			
Acetone	4000	ug/L	< 50
Benzene	5.0	ug/L	< 5.0
Carbon disulfide	4000	ug/L	< 5.0
Ethylbenzene	700	ug/L	< 5.0
Methylene chloride (Dichloromethane)	5.0	ug/L	< 5.0
Toluene	1000	ug/L	< 5.0
Trichloroethene (TCE)	5.0	ug/L	< 5.0
Xylenes, Total	10000	ug/L	**5.4**
SVOCs:			
Acenaphthene	2000	ug/L	< 50
Acenaphthylene	10	ug/L	< 1.0
Anthracene	10	ug/L	**0.33**
Benzo(a)anthracene	0.1	ug/L	< 0.05
Benzo(a)pyrene	0.2	ug/L	< 0.05
Benzo(b)fluoranthene	0.2	ug/L	< 0.1
Benzo(g,h,i)perylene	10	ug/L	< 0.1
Benzo(k)fluoranthene	10	ug/L	< 0.05
Chrysene	0.2	ug/L	< 0.05
Dibenzo(a,h)anthracene	0.3	ug/L	< 0.1
Fluoranthene	1000	ug/L	**0.18**
Fluorene	1000	ug/L	**2.6**
Indeno(1,2,3-cd)pyrene	0.4	ug/L	< 0.05
Naphthalene	20	ug/L	**290**
Phenanthrene	10	ug/L	**1.5**
Pyrene	1000	ug/L	**0.15**
Inorganics:			
Antimony	0.006	mg/L	< 0.006
Arsenic	0.05	mg/L	< 0.05
Barium	2.0	mg/L	**0.686**
Beryllium	0.004	mg/L	< 0.004
Cadmium	0.005	mg/L	< 0.005
Chromium	0.1	mg/L	< 0.01
Copper	1.3	mg/L	< 0.01
Cyanide	0.2	mg/L	< 0.01
Lead	0.015	mg/L	< 0.01
Mercury	0.002	mg/L	< 0.0002
Nickel	0.1	mg/L	< 0.02
Selenium	0.05	mg/L	< 0.02
Thallium	0.002	mg/L	< 0.002
Vanadium	0.2	mg/L	< 0.01
Zinc	2.0	mg/L	< 0.02

Notes:
RRS = Risk Reduction Standard
ug/L = micrograms per liter
mg/L = milligrams per liter
-- = RRS not applicable for this analyte

Prepared by/date: RJB 9/13/18
Checked by/date: RD 9/13/18

Data Qualifier Defintions:
< = Not detected at or above the reported detection limit
BOLD = Exceeds the laboratory detection limit
Analyte concentration exceeds the Type 1 RRS

Table 3-6
Groundwater Analytical Results for Bedrock Wells
Atlanta Gas Light Company
Former Manufactured Gas Plant Site
Augusta, Georgia

		Location ID:	MW-306BR	MW-306BR	MW-309BR	MW-310BR	MW-313	MW-315	MW-318
		Sample Date:	7/17/2018	7/17/2018	7/18/2018	7/18/2018	7/19/2018	7/20/2018	7/19/2018
		Sample Type:	Sample	Duplicate	Sample	Sample	Sample	Sample	Sample
	Type 1 RRS	Units							
Field Parameters:									
Specific Conductance	--	ms/cm	0.562	0.562	0.332	0.59	0.346	0.603	0.696
Dissolved Oxygen	--	mg/L	0.36	0.36	0.49	1.86	0.47	0.4	0.24
Oxidation Reduction Potential	--	mV	-95.8	-95.8	-135.7	19.4	-71.4	-64.7	-79.9
pH	--	pH units	7.43	7.43	7.86	6.78	7.73	6.87	6.75
Temperature	--	deg C	21.53	21.53	23.14	21.56	25.33	23.5	24.52
Turbidity	--	NTU	4.93	4.93	0.83	5.79	3.92	0.94	2.2
VOCs:									
Acetone	4000	ug/L	< 50	< 50	< 50	< 50	< 50	< 50	< 50
Benzene	5.0	ug/L	< 5.0	< 5.0	< 5.0	< 5.0	< 5.0	< 5.0	**5.6**
Carbon disulfide	4000	ug/L	< 5.0	< 5.0	< 5.0	< 5.0	< 5.0	< 5.0	< 5.0
Ethylbenzene	700	ug/L	< 5.0	< 5.0	< 5.0	< 5.0	< 5.0	< 5.0	< 5.0
Methylene chloride (Dichloromethane	5.0	ug/L	< 5.0	< 5.0	< 5.0	< 5.0	< 5.0	< 5.0	< 5.0
Toluene	1000	ug/L	< 5.0	< 5.0	< 5.0	< 5.0	< 5.0	< 5.0	< 5.0
Trichloroethene (TCE)	5.0	ug/L	< 5.0	< 5.0	< 5.0	< 5.0	< 5.0	< 5.0	< 5.0
Xylenes, Total	10000	ug/L	< 5.0	< 5.0	< 5.0	< 5.0	< 5.0	< 5.0	< 5.0
SVOCs:									
Acenaphthene	2000	ug/L	< 50	< 50	< 0.5	< 0.5	< 0.5	**3.1**	**9.5**
Acenaphthylene	10	ug/L	< 1.0	< 1.0	< 1.0	< 1.0	< 1.0	< 1.0	< 1.0
Anthracene	10	ug/L	**0.22**	**0.22**	< 0.05	**0.054**	< 0.05	< 0.05	**0.19**
Benzo(a)anthracene	0.1	ug/L	< 0.05	< 0.05	< 0.05	< 0.05	< 0.05	< 0.05	< 0.05
Benzo(a)pyrene	0.2	ug/L	< 0.05	< 0.05	< 0.05	< 0.05	< 0.05	< 0.05	< 0.05
Benzo(b)fluoranthene	0.2	ug/L	< 0.1	< 0.1	< 0.1	< 0.1	< 0.1	< 0.1	< 0.1
Benzo(g,h,i)perylene	10	ug/L	< 0.1	< 0.1	< 0.1	< 0.1	< 0.1	< 0.1	< 0.1
Benzo(k)fluoranthene	10	ug/L	< 0.05	< 0.05	< 0.05	< 0.05	< 0.05	< 0.05	< 0.05
Chrysene	0.2	ug/L	< 0.05	< 0.05	< 0.05	< 0.05	< 0.05	< 0.05	< 0.05
Dibenzo(a,h)anthracene	0.3	ug/L	< 0.1	< 0.1	< 0.1	< 0.1	< 0.1	< 0.1	< 0.1
Fluoranthene	1000	ug/L	< 0.1	< 0.1	< 0.1	< 0.1	< 0.1	< 0.1	< 0.1
Fluorene	1000	ug/L	**1.8**	**2.1**	< 0.1	< 0.1	< 0.1	< 0.1	**1.6**
Indeno(1,2,3-cd)pyrene	0.4	ug/L	< 0.05	< 0.05	< 0.05	< 0.05	< 0.05	< 0.05	< 0.05
Naphthalene	20	ug/L	**260**	**270**	< 0.5	< 0.5	< 0.5	< 0.5	< 0.5
Phenanthrene	10	ug/L	**1.1**	**1.0**	< 0.05	< 0.05	< 0.05	< 0.05	**0.64**
Pyrene	1000	ug/L	**0.092**	**0.089**	< 0.05	< 0.05	< 0.05	**0.07**	**0.12**
Inorganics:									
Antimony	0.006	mg/L	< 0.006	< 0.006	< 0.006	< 0.006	< 0.006	< 0.006	< 0.006
Arsenic	0.05	mg/L	< 0.05	< 0.05	< 0.05	< 0.05	< 0.05	< 0.05	< 0.05
Barium	2.0	mg/L	**0.466**	**0.522**	**0.462**	**0.317**	**0.203**	**0.395**	**0.48**
Beryllium	0.004	mg/L	< 0.004	< 0.004	< 0.004	< 0.004	< 0.004	< 0.004	< 0.004
Cadmium	0.005	mg/L	< 0.005	< 0.005	< 0.005	< 0.005	< 0.005	< 0.005	< 0.005
Chromium	0.1	mg/L	< 0.01	< 0.01	< 0.01	< 0.01	< 0.01	< 0.01	< 0.01
Copper	1.3	mg/L	< 0.01	< 0.01	< 0.01	< 0.01	< 0.01	< 0.01	< 0.01
Cyanide	0.2	mg/L	< 0.01	< 0.01	< 0.01	< 0.01	< 0.01	< 0.01	< 0.01
Lead	0.015	mg/L	< 0.01	< 0.01	< 0.01	< 0.01	< 0.01	< 0.01	< 0.01
Mercury	0.002	mg/L	< 0.0002	< 0.0002	< 0.0002	< 0.0002	< 0.0002	< 0.0002	< 0.0002
Nickel	0.1	mg/L	< 0.02	< 0.02	< 0.02	< 0.02	< 0.02	< 0.02	< 0.02
Selenium	0.05	mg/L	< 0.02	< 0.02	< 0.02	< 0.02	< 0.02	< 0.02	< 0.02
Thallium	0.002	mg/L	< 0.002	< 0.002	< 0.002	< 0.002	< 0.002	< 0.002	< 0.002
Vanadium	0.2	mg/L	< 0.01	< 0.01	< 0.01	< 0.01	< 0.01	< 0.01	< 0.01
Zinc	2.0	mg/L	< 0.02	< 0.02	< 0.02	< 0.02	< 0.02	< 0.02	< 0.02

Notes:
RRS = Risk Reduction Standard
ug/L = micrograms per liter
mg/L = milligrams per liter
-- = RRS not applicable for this analyte

Data Qualifier Defintions:
< = Not detected at or above the reported detection limit
J = Detected, estimated due to QC criteria
UJ - Analyte not detected; low method bias and/or matrix interference
BOLD = Exceeds the laboratory detection limit
Analyte concentration exceeds the Type 1 RRS
Detection limit exceeds the Type 1 RRS

Table 3-6
Groundwater Analytical Results for Bedrock Wells
Atlanta Gas Light Company
Former Manufactured Gas Plant Site
Augusta, Georgia

		Location ID:	MW-319	MW-320	MW-325	MW-500BR	MW-507BR	MW-508BR	MW-513BR
		Sample Date:	7/20/2018	7/20/2018	7/19/2018	7/19/2018	7/17/2018	7/18/2018	7/19/2018
		Sample Type:	Sample	Sample	Sample	Sample	Sample	Sample	Sample
	Type 1 RRS	Units							
Field Parameters:									
Specific Conductance	--	ms/cm	0.399	0.254	0.279	0.35	0.585	1.103	0.272
Dissolved Oxygen	--	mg/L	1.8	1.71	0.24	1.7	0.21	0.69	5.29
Oxidation Reduction Potential	--	mV	1.2	0.01	-39.7	-93.9	24.8	54.5	-6.1
pH	--	pH units	6.68	6.71	7.78	10.59	10.32	10.78	9.79
Temperature	--	deg C	22.23	24.9	27.6	22.44	22.21	24.14	25.43
Turbidity	--	NTU	2.23	5.69	9.23	5.1	1.83	0.44	8.62
VOCs:									
Acetone	4000	ug/L	< 50	< 50	< 50	< 5000	< 50	< 50	< 50
Benzene	5.0	ug/L	< 5.0	< 5.0	< 5.0	**12000**	< 5.0	< 5.0	< 5.0
Carbon disulfide	4000	ug/L	< 5.0	< 5.0	< 5.0	< 500	< 5.0	< 5.0	< 5.0
Ethylbenzene	700	ug/L	< 5.0	< 5.0	< 5.0	**1400**	< 5.0	< 5.0	< 5.0
Methylene chloride (Dichloromethane	5.0	ug/L	< 5.0	< 5.0	< 5.0	< 500	< 5.0	< 5.0	< 5.0
Toluene	1000	ug/L	< 5.0	< 5.0	< 5.0	< 500	< 5.0	< 5.0	< 5.0
Trichloroethene (TCE)	5.0	ug/L	< 5.0	< 5.0	< 5.0	< 500	< 5.0	< 5.0	< 5.0
Xylenes, Total	10000	ug/L	< 5.0	< 5.0	< 5.0	< 500	< 5.0	< 5.0	< 5.0
SVOCs:									
Acenaphthene	2000	ug/L	< 0.5	< 0.5	< 0.5	**72**	< 0.5	< 0.5	< 0.5
Acenaphthylene	10	ug/L	< 1.0	< 1.0	< 1.0	< 1.0	< 1.0	< 1.0	< 1.0
Anthracene	10	ug/L	< 0.05	< 0.05	< 0.05	**2.4 J**	< 0.05	< 0.05	< 0.05
Benzo(a)anthracene	0.1	ug/L	< 0.05	**0.12**	**0.2 J**	< 0.05	< 0.05	< 0.05	< 0.05
Benzo(a)pyrene	0.2	ug/L	< 0.05	**0.065**	**0.16 J**	< 0.05	< 0.05	< 0.05	< 0.05
Benzo(b)fluoranthene	0.2	ug/L	< 0.1	**0.13**	**0.15 J**	< 0.1	< 0.1	< 0.1	< 0.1
Benzo(g,h,i)perylene	10	ug/L	< 0.1	**0.13**	**0.17 J**	< 0.1	< 0.1	< 0.1	< 0.1
Benzo(k)fluoranthene	10	ug/L	< 0.05	**0.13**	**0.32 J**	< 0.05	< 0.05	< 0.05	< 0.05
Chrysene	0.2	ug/L	< 0.05	**0.16**	**0.4 J**	< 0.05	< 0.05	< 0.05	< 0.05
Dibenzo(a,h)anthracene	0.3	ug/L	< 0.1	**0.15**	**0.17 J**	< 0.1	< 0.1	< 0.1	< 0.1
Fluoranthene	1000	ug/L	< 0.1	< 0.1	< 0.1	**1.1 J**	< 0.1	< 0.1	< 0.1
Fluorene	1000	ug/L	< 0.1	< 0.1	< 0.1	**15**	< 0.1	< 0.1	< 0.1
Indeno(1,2,3-cd)pyrene	0.4	ug/L	< 0.05	**0.13**	**0.19 J**	< 0.05	< 0.05	< 0.05	< 0.05
Naphthalene	20	ug/L	< 0.5	< 0.5	< 0.5	**2700**	< 0.5	< 0.5	< 0.5
Phenanthrene	10	ug/L	< 0.05	< 0.05	< 0.05	**14**	< 0.05	< 0.05	< 0.05
Pyrene	1000	ug/L	< 0.05	**0.054**	**0.061 J**	**1.2 J**	< 0.05	< 0.05	< 0.05
Inorganics:									
Antimony	0.006	mg/L	< 0.006	< 0.006	< 0.006	< 0.006	< 0.006	< 0.006	< 0.006
Arsenic	0.05	mg/L	< 0.05	< 0.05	< 0.05	< 0.05	< 0.05	< 0.05	< 0.05
Barium	2.0	mg/L	**0.475**	**0.229**	**0.106**	**0.506**	**0.0739**	**0.325**	**0.333**
Beryllium	0.004	mg/L	< 0.004	< 0.004	< 0.004	< 0.004	< 0.004	< 0.004	< 0.004 UJ
Cadmium	0.005	mg/L	< 0.005	< 0.005	< 0.005	< 0.005	< 0.005	< 0.005	< 0.005
Chromium	0.1	mg/L	< 0.01	< 0.01	< 0.01	< 0.01	< 0.01	< 0.01	< 0.01
Copper	1.3	mg/L	< 0.01	< 0.01	< 0.01	< 0.01	< 0.01	< 0.01	< 0.01
Cyanide	0.2	mg/L	< 0.01	< 0.01	< 0.01	< 0.01	< 0.01	< 0.01	< 0.01
Lead	0.015	mg/L	< 0.01	< 0.01	< 0.01	< 0.01	< 0.01	< 0.01	< 0.01
Mercury	0.002	mg/L	< 0.0002	< 0.0002	< 0.0002	< 0.0002	< 0.0002	< 0.0002	< 0.0002
Nickel	0.1	mg/L	< 0.02	< 0.02	< 0.02	< 0.02	< 0.02	< 0.02	< 0.02
Selenium	0.05	mg/L	< 0.02	< 0.02	< 0.02	< 0.02	< 0.02	< 0.02	< 0.02
Thallium	0.002	mg/L	< 0.002	< 0.002	< 0.002	< 0.002	< 0.002	< 0.002	< 0.002
Vanadium	0.2	mg/L	< 0.01	< 0.01	< 0.01	< 0.01	< 0.01	**0.0133**	< 0.01
Zinc	2.0	mg/L	< 0.02	< 0.02	< 0.02	**0.0268**	< 0.02	< 0.02	< 0.02

Notes:
RRS = Risk Reduction Standard
ug/L = micrograms per liter
mg/L = milligrams per liter
-- = RRS not applicable for this analyte

Prepared by/date: RJB 9/13/18
Checked by/date: RD 9/13/18

Data Qualifier Defintions:
< = Not detected at or above the reported detection limit
J = Detected, estimated due to QC criteria
UJ - Analyte not detected; low method bias and/or matrix interference
BOLD = Exceeds the laboratory detection limit
Analyte concentration exceeds the Type 1 RRS
Detection limit exceeds the Type 1 RRS

Table 3-7
Detections and RRS Exceedances in the Alluvium Wells
July 2018 Montoring Event
Atlanta Gas Light Company
Former Manufactured Gas Plant Site
Augusta, Georgia

Parameter	Type 1 RRS	Number of Wells Sampled	Number of Detections	Range of Detected Concentrations	Number of Wells > Type1 RRS	Wells with Type 1 RRS Exceedances
Inorganics (mg/L)						
Antimony	0.006	4	0	--	0	--
Arsenic	0.05	4	0	--	0	--
Barium	2.0	4	4	0.035 - 0.456	0	--
Beryllium	0.004	4	0	--	0	--
Cadmium	0.005	4	0	--	0	--
Chromium	0.1	4	0	--	0	--
Copper	1.3	4	0	--	0	--
Cyanide	0.2	4	2	0.016 - 0.017	0	--
Lead	0.015	4	0	--	0	--
Mercury	0.002	4	0	--	0	--
Nickel	0.1	4	0	--	0	--
Selenium	0.05	4	0	--	0	--
Thallium	0.002	4	0	--	0	--
Vanadium	0.2	4	0	--	0	--
Zinc	2.0	4	0	--	0	--
Semi Volatile Organic Compounds (µg/L)						
Acenaphthene	2000	4	0	--	0	--
Acenaphthylene	10	4	0	--	0	--
Anthracene	10	4	0	--	0	--
Benzo(a)anthracene	0.1	4	0	--	0	--
Benzo(a)pyrene	0.2	4	0	--	0	--
Benzo(b)fluoranthene	0.2	4	0	--	0	--
Benzo(g,h,i)perylene	10	4	1	0.15	0	--
Benzo(k)fluoranthene	10	4	0	--	0	--
Chrysene	0.2	4	0	--	0	--
Dibenzo(a,h)anthracene	0.3	4	0	--	0	--
Fluoranthene	1000	4	0	--	0	--
Fluorene	1000	4	0	--	0	--
Indeno(1,2,3-cd)pyrene	0.4	4	1	0.11	0	--
Naphthalene	20	4	1	0.72	0	--
Phenanthrene	10	4	0	--	0	--
Pyrene	1000	4	0	--	0	--
Volatile Organic Compounds (µg/L)						
Acetone	4000	4	0	--	0	--
Benzene	5.0	4	0	--	0	--
Carbon disulfide	4000	4	0	--	0	--
Ethylbenzene	700	4	0	--	0	--
Methylene chloride	5.0	4	0	--	0	--
Toluene	1000	4	0	--	0	--
Trichloroethylene	5.0	4	0	--	0	--
Xylenes, Total	10000	4	0	--	0	--

Notes:
mg/L - milligrams per liter
µg/L - micrograms per liter
RRS - Risk Reduction Standard

Prepared by/date: RJB 9/12/18
Checked by/date: RD 9/13/18

Table 3-8
Detections and RRS Exceedances in the Galliard Formation Wells
July 2018 Montoring Event
Atlanta Gas Light Company
Former Manufactured Gas Plant Site
Augusta, Georgia

Parameter	Type 1 RRS	Number of Wells Sampled	Number of Detections	Range of Detected Concentrations	Number of Wells > Type1 RRS	Wells with Type 1 RRS Exceedances
Inorganics (mg/L)						
Antimony	0.006	15	0	--	0	--
Arsenic	0.05	15	0	--	0	--
Barium	2.0	15	15	0.033 - 0.684	0	--
Beryllium	0.004	15	0	--	0	--
Cadmium	0.005	15	0	--	0	--
Chromium	0.1	15	0	--	0	--
Copper	1.3	15	0	--	0	--
Cyanide	0.2	15	2	0.013 - 0.02	0	--
Lead	0.015	15	0	--	0	--
Mercury	0.002	15	0	--	0	--
Nickel	0.1	15	1	0.0407	0	--
Selenium	0.05	15	0	--	0	--
Thallium	0.002	15	0	--	0	--
Vanadium	0.2	15	1	0.0199	0	--
Zinc	2.0	15	2	0.0279 - 0.0764	0	--
Semi Volatile Organic Compounds (µg/L)						
Acenaphthene	2000	15	5	0.95 - 94	0	--
Acenaphthylene	10	15	1	2.9	0	--
Anthracene	10	15	7	0.077 - 2	0	--
Benzo(a)anthracene	0.1	15	1	0.096	0	--
Benzo(a)pyrene	0.2	15	1	0.085	0	--
Benzo(b)fluoranthene	0.2	15	0	--	0	--
Benzo(g,h,i)perylene	10	15	0	--	0	--
Benzo(k)fluoranthene	10	15	1	0.084	0	--
Chrysene	0.2	15	1	0.089	0	--
Dibenzo(a,h)anthracene	0.3	15	0	--	0	--
Fluoranthene	1000	15	5	0.18 - 0.59	0	--
Fluorene	1000	15	6	0.1 - 22	0	--
Indeno(1,2,3-cd)pyrene	0.4	15	1	0.099	0	--
Naphthalene	20	15	3	7.6 - 5500	2	MW-12, MW-505D
Phenanthrene	10	15	4	0.92 - 13	1	MW-12
Pyrene	1000	15	6	0.099 - 2.6	0	--
Volatile Organic Compounds (µg/L)						
Acetone	4000	15	0	--	0	--
Benzene	5.0	15	2	280 - 9000	2	MW-12, MW-304
Carbon disulfide	4000	15	0	--	0	--
Ethylbenzene	700	15	1	2000	1	MW-12
Methylene chloride	5.0	15	0	--	0	--
Toluene	1000	15	1	740	0	--
Trichloroethylene	5.0	15	1	7.4	1	MW-21
Xylenes, Total	10000	15	1	1300	0	--

Notes:
mg/L - milligrams per liter
µg/L - micrograms per liter
RRS - Risk Reduction Standard

Prepared by/date: RJB 9/13/18
Checked by/date: RD 9/13/18

Table 3-9
Detections and RRS Exceedances in the Saprolite Wells
July 2018 Montoring Event
Atlanta Gas Light Company
Former Manufactured Gas Plant Site
Augusta, Georgia

Parameter	Type 1 RRS	Number of Wells Sampled	Number of Detections	Range of Detected Concentrations	Number of Wells > Type1 RRS	Wells with Type 1 RRS Exceedances
Inorganics (mg/L)						
Antimony	0.006	4	0	--	0	--
Arsenic	0.05	4	0	--	0	--
Barium	2.0	4	4	0.0865 - 0.679	0	--
Beryllium	0.004	4	0	--	0	--
Cadmium	0.005	4	1	0.0256	1	MW-311
Chromium	0.1	4	1	0.0142	0	--
Copper	1.3	4	0	--	0	--
Cyanide	0.2	4	0	--	0	--
Lead	0.015	4	0	--	0	--
Mercury	0.002	4	0	--	0	--
Nickel	0.1	4	2	0.453 - 0.456	2	MW-306SAP, MW-310SAP
Selenium	0.05	4	0	--	0	--
Thallium	0.002	4	0	--	0	--
Vanadium	0.2	4	0	--	0	--
Zinc	2.0	4	1	0.0573	0	--
Semi Volatile Organic Compounds (µg/L)						
Acenaphthene	2000	4	1	2.1	0	--
Acenaphthylene	10	4	0	--	0	--
Anthracene	10	4	1	0.054	0	--
Benzo(a)anthracene	0.1	4	0	--	0	--
Benzo(a)pyrene	0.2	4	0	--	0	--
Benzo(b)fluoranthene	0.2	4	0	--	0	--
Benzo(g,h,i)perylene	10	4	0	--	0	--
Benzo(k)fluoranthene	10	4	0	--	0	--
Chrysene	0.2	4	0	--	0	--
Dibenzo(a,h)anthracene	0.3	4	0	--	0	--
Fluoranthene	1000	4	0	--	0	--
Fluorene	1000	4	1	0.74	0	--
Indeno(1,2,3-cd)pyrene	0.4	4	0	--	0	--
Naphthalene	20	4	1	4.2	0	--
Phenanthrene	10	4	1	0.1	0	--
Pyrene	1000	4	0	--	0	--
Volatile Organic Compounds (µg/L)						
Acetone	4000	4	0	--	0	--
Benzene	5.0	4	1	170	1	MW-311
Carbon disulfide	4000	4	0	--	0	--
Ethylbenzene	700	4	1	27	0	--
Methylene chloride	5.0	4	0	--	0	--
Toluene	1000	4	0	--	0	--
Trichloroethylene	5.0	4	0	--	0	--
Xylenes, Total	10000	4	0	--	0	--

Notes:
mg/L - milligrams per liter
µg/L - micrograms per liter
RRS - Risk Reduction Standard

Prepared by/date: RJB 9/13/18
Checked by/date: RD 9/13/18

Table 3-10
Detections and RRS Exceedances in the Transition Zone Wells
July 2018 Montoring Event
Atlanta Gas Light Company
Former Manufactured Gas Plant Site
Augusta, Georgia

Parameter	Type 1 RRS	Number of Wells Sampled	Number of Detections	Range of Detected Concentrations	Number of Wells > Type1 RRS	Wells with Type 1 RRS Exceedances
Inorganics (mg/L)						
Antimony	0.006	1	0	--	0	--
Arsenic	0.05	1	0	--	0	--
Barium	2.0	1	1	0.686	0	--
Beryllium	0.004	1	0	--	0	--
Cadmium	0.005	1	0	--	0	--
Chromium	0.1	1	0	--	0	--
Copper	1.3	1	0	--	0	--
Cyanide	0.2	1	0	--	0	--
Lead	0.015	1	0	--	0	--
Mercury	0.002	1	0	--	0	--
Nickel	0.1	1	0	--	0	--
Selenium	0.05	1	0	--	0	--
Thallium	0.002	1	0	--	0	--
Vanadium	0.2	1	0	--	0	--
Zinc	2.0	1	0	--	0	--
Semi Volatile Organic Compounds (µg/L)						
Acenaphthene	2000	1	0	--	0	--
Acenaphthylene	10	1	0	--	0	--
Anthracene	10	1	1	0.33	0	--
Benzo(a)anthracene	0.1	1	0	--	0	--
Benzo(a)pyrene	0.2	1	0	--	0	--
Benzo(b)fluoranthene	0.2	1	0	--	0	--
Benzo(g,h,i)perylene	10	1	0	--	0	--
Benzo(k)fluoranthene	10	1	0	--	0	--
Chrysene	0.2	1	0	--	0	--
Dibenzo(a,h)anthracene	0.3	1	0	--	0	--
Fluoranthene	1000	1	1	0.18	0	--
Fluorene	1000	1	1	2.6	0	--
Indeno(1,2,3-cd)pyrene	0.4	1	0	--	0	--
Naphthalene	20	1	1	290	1	MW-306TZ
Phenanthrene	10	1	1	1.5	0	--
Pyrene	1000	1	1	0.15	0	--
Volatile Organic Compounds (µg/L)						
Acetone	4000	1	0	--	0	--
Benzene	5.0	1	0	--	0	--
Carbon disulfide	4000	1	0	--	0	--
Ethylbenzene	700	1	0	--	0	--
Methylene chloride	5.0	1	0	--	0	--
Toluene	1000	1	0	--	0	--
Trichloroethylene	5.0	1	0	--	0	--
Xylenes, Total	10000	1	1	5.4	0	--

Notes:
mg/L - milligrams per liter
µg/L - micrograms per liter
RRS - Risk Reduction Standard

Prepared by/date: RJB 9/13/18
Checked by/date: RD 9/13/18

Table 3-11
Detections and RRS Exceedances in the Bedrock Wells
July 2018 Montoring Event
Atlanta Gas Light Company
Former Manufactured Gas Plant Site
Augusta, Georgia

Parameter	Type 1 RRS	Number of Wells Sampled	Number of Detections	Range of Detected Concentrations	Number of Wells > Type1 RRS	Wells with Type 1 RRS Exceedances
Inorganics (mg/L)						
Antimony	0.006	13	0	--	0	--
Arsenic	0.05	13	0	--	0	--
Barium	2.0	13	13	0.0739 - 0.522	0	--
Beryllium	0.004	13	0	--	0	--
Cadmium	0.005	13	0	--	0	--
Chromium	0.1	13	0	--	0	--
Copper	1.3	13	0	--	0	--
Cyanide	0.2	13	0	--	0	--
Lead	0.015	13	0	--	0	--
Mercury	0.002	13	0	--	0	--
Nickel	0.1	13	0	--	0	--
Selenium	0.05	13	0	--	0	--
Thallium	0.002	13	0	--	0	--
Vanadium	0.2	13	1	0.0133	0	--
Zinc	2.0	13	1	0.0268	0	--
Semi Volatile Organic Compounds (µg/L)						
Acenaphthene	2000	13	3	3.1 - 72	0	--
Acenaphthylene	10	13	0	--	0	--
Anthracene	10	13	4	0.054 - 2.4	0	--
Benzo(a)anthracene	0.1	13	2	0.12 - 0.2	2	MW-320, MW-325
Benzo(a)pyrene	0.2	13	2	0.065 - 0.16	0	--
Benzo(b)fluoranthene	0.2	13	2	0.13 - 0.15	0	--
Benzo(g,h,i)perylene	10	13	2	0.13 - 0.17	0	--
Benzo(k)fluoranthene	10	13	2	0.13 - 0.32	0	--
Chrysene	0.2	13	2	0.16 - 0.4	1	MW-325
Dibenzo(a,h)anthracene	0.3	13	2	0.15 - 0.17	0	--
Fluoranthene	1000	13	1	1.1	0	--
Fluorene	1000	13	3	1.6 - 15	0	--
Indeno(1,2,3-cd)pyrene	0.4	13	2	0.13 - 0.19	0	--
Naphthalene	20	13	2	260 - 2700	2	MW-306BR, MW-500BR
Phenanthrene	10	13	3	0.64 - 14	1	MW-500BR
Pyrene	1000	13	6	0.054 - 1.2	0	--
Volatile Organic Compounds (µg/L)						
Acetone	4000	13	0	--	0	--
Benzene	5.0	13	2	5.6 - 12000	2	MW-318, MW-500BR
Carbon disulfide	4000	13	0	--	0	--
Ethylbenzene	700	13	1	1400	1	MW-500BR
Methylene chloride	5.0	13	0	--	0	--
Toluene	1000	13	0	--	0	--
Trichloroethylene	5.0	13	0	--	0	--
Xylenes, Total	10000	13	0	--	0	--

Notes:
mg/L - milligrams per liter
µg/L - micrograms per liter
RRS - Risk Reduction Standard

Prepared by/date: RJB 9/13/18
Checked by/date: RD 9/13/18

Figures

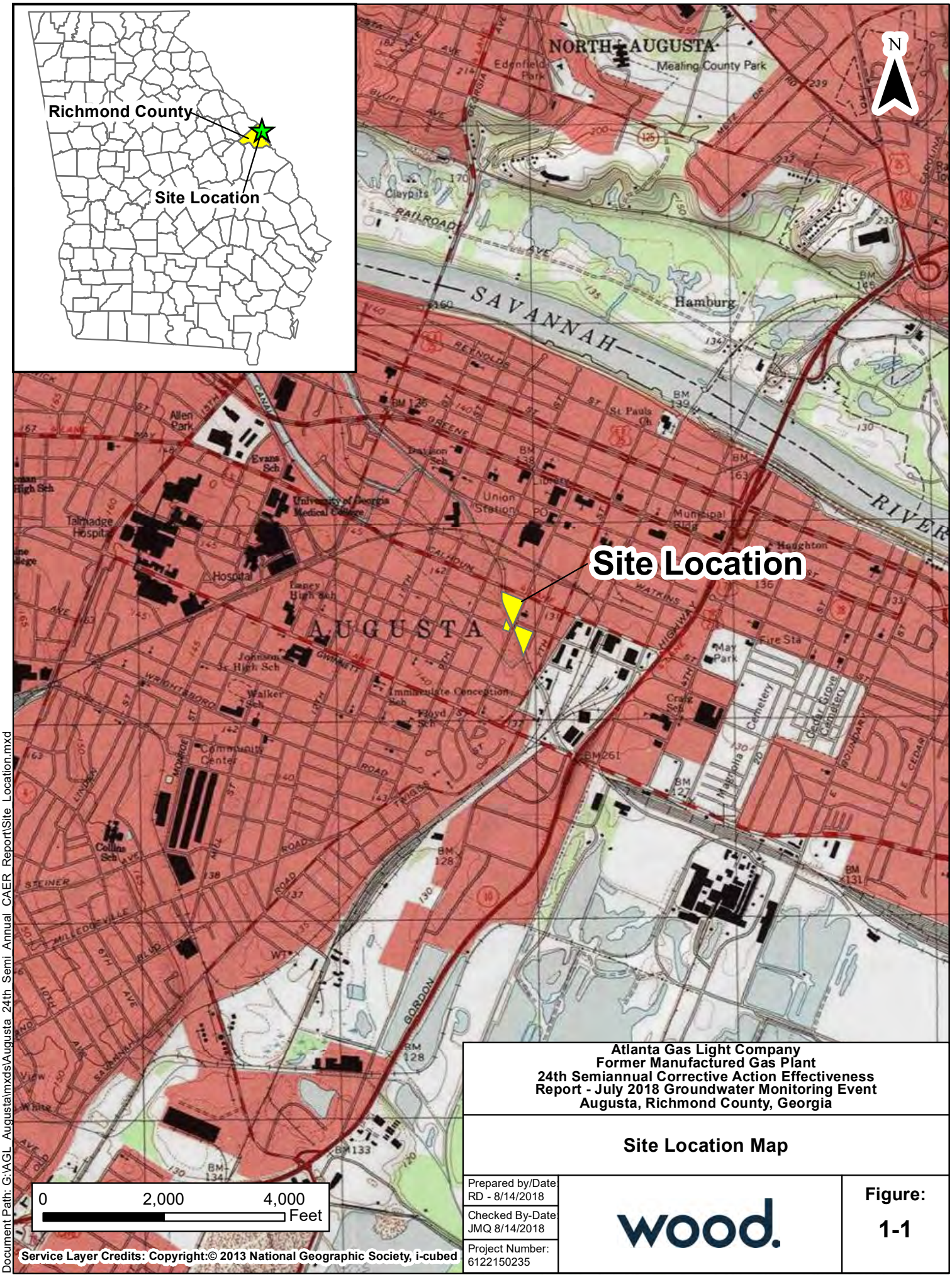

Atlanta Gas Light Company
Former Manufactured Gas Plant
24th Semiannual Corrective Action Effectiveness Report - July 2018 Groundwater Monitoring Event
Augusta, Richmond County, Georgia

Site Location Map

Prepared by/Date RD - 8/14/2018	wood.	Figure:
Checked By-Date JMQ 8/14/2018		1-1
Project Number: 6122150235		

Document Path: G:\AGL_Augusta\mxds\Augusta_24th_Semi_Annual_CAER_Report\Site_Location.mxd

Notes:
Grayed wells were abandoned in August/September 2015 (to accomodate the Georgia Power substation expansion) or October 2017 (to facilitate corrective action).

Depth-Discrete Sampling Port may contain up to four tubes within its well casing that are screened at four different depth intervals (Alluvium = S, Galliard = D, Saprolite = SAP, Transition = TZ)

Atlanta Gas Light Company
Former Manufactured Gas Plant
24th Semiannual Corrective Action Effectiveness Report - July 2018 Groundwater Monitoring Event
Augusta, Richmond County, Georgia

Monitoring Well Locations

Prepared by/Date: RD - 11/28/2018	wood.	Figure: 2-1
Checked by/Date: JMQ - 11/28/2018		
Project Number: 6122150235		

Document Path: G:\AGL_Augusta\mxds\Augusta_24th_Semi_Annual_CAER_Report\Monitoring_Well_Locations_July2018.mxd

Atlanta Gas Light Company
Former Manufactured Gas Plant
24th Semiannual Corrective Action Effectiveness
Report - July 2018 Groundwater Monitoring Event
Augusta, Richmond County, Georgia

Groundwater Elevation Map for the Alluvium
July 16-17, 2018

Prepared by/Date: RD - 9/21/2018	wood.	Figure:
Checked by/Date: AS - 9/21/2018		3-1
Project Number: 6122150235		

Document Path: G:\AGL_Augusta\mxds\Augusta_24th_Semi_Annual_CAER_Report\GW_Alluvium.mxd

Atlanta Gas Light Company
Former Manufactured Gas Plant
24th Semiannual Corrective Action Effectiveness Report - July 2018 Groundwater Monitoring Event
Augusta, Richmond County, Georgia

Groundwater Elevation Map for the Galliard
July 16-17, 2018

Prepared by/Date: RD - 9/21/2018
Checked by/Date: AS - 9/21/2018
Project Number: 6122150235

wood.

Figure: 3-2

Document Path: G:\AGL_Augusta\mxds\Augusta_24th_Semi_Annual_CAER_Report\GW_Galliard.mxd

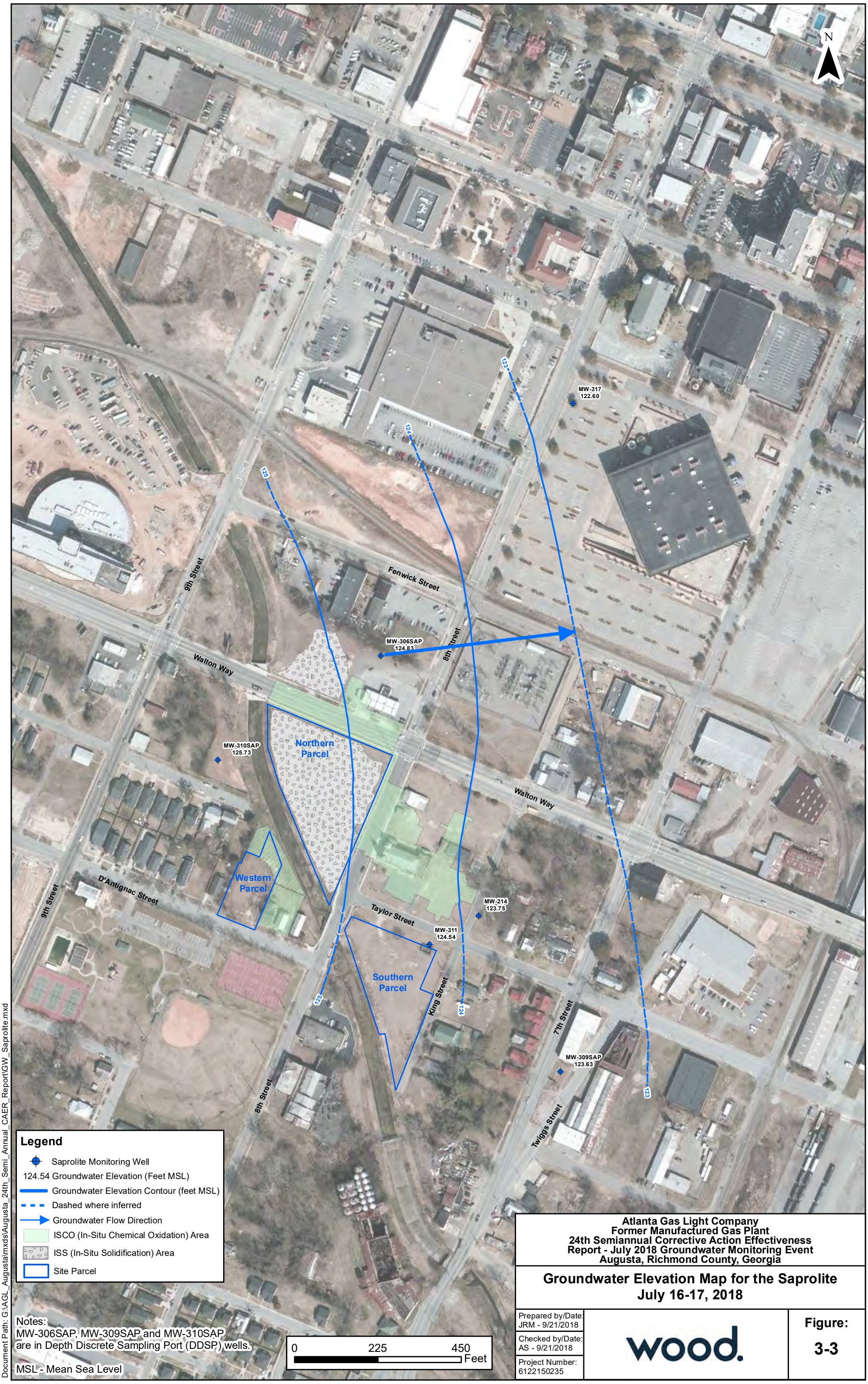

Notes:
MW-306SAP, MW-309SAP and MW-310SAP are in Depth Discrete Sampling Port (DDSP) wells.

MSL - Mean Sea Level

Atlanta Gas Light Company
Former Manufactured Gas Plant
24th Semiannual Corrective Action Effectiveness Report - July 2018 Groundwater Monitoring Event
Augusta, Richmond County, Georgia

Groundwater Elevation Map for the Saprolite July 16-17, 2018

Prepared by/Date: JRM - 9/21/2018	wood.	Figure:
Checked by/Date: AS - 9/21/2018		3-3
Project Number: 6122150235		

Document Path: G:\AGL_Augusta\mxds\Augusta_24th_Semi_Annual_CAER_Report\GW_Saprolite.mxd

Atlanta Gas Light Company
Former Manufactured Gas Plant
24th Semiannual Corrective Action Effectiveness Report - July 2018 Groundwater Monitoring Event
Augusta, Richmond County, Georgia

Hydraulic Potential for the Bedrock and Transition Wells - July 16-17, 2018

Prepared by/Date: JRM - 9/21/2018	wood.	Figure:
Checked by/Date: JMQ - 9/21/2018		3-4
Project Number: 6122150235		

Document Path: G:\AGL_Augusta\mxds\Augusta_24th_Semi_Annual_CAER_Report\Hydraulic_Potential_BR_TZ.mxd

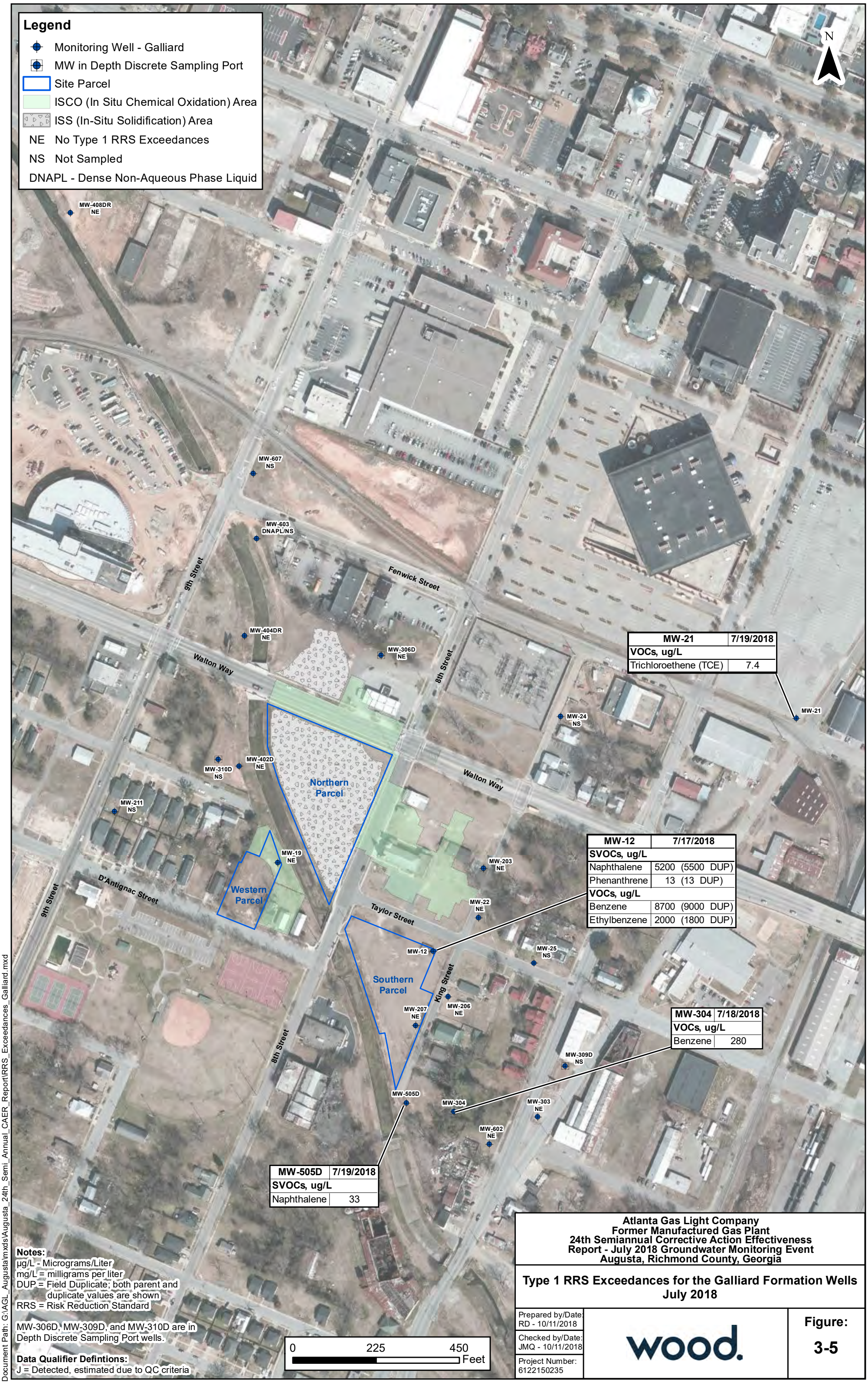

Notes:
µg/L - Micrograms/Liter
mg/L = milligrams per liter
DUP = Field Duplicate; both parent and duplicate values are shown
RRS = Risk Reduction Standard

MW-306D, MW-309D, and MW-310D are in Depth Discrete Sampling Port wells.

Data Qualifier Defintions:
J = Detected, estimated due to QC criteria

Atlanta Gas Light Company
Former Manufactured Gas Plant
24th Semiannual Corrective Action Effectiveness Report - July 2018 Groundwater Monitoring Event
Augusta, Richmond County, Georgia

Type 1 RRS Exceedances for the Galliard Formation Wells July 2018

Prepared by/Date: RD - 10/11/2018
Checked by/Date: JMQ - 10/11/2018
Project Number: 6122150235

wood.

Figure: 3-5

Document Path: G:\AGL_Augusta\mxds\Augusta_24th_Semi_Annual_CAER_Report\RRS_Exceedances_Galliard.mxd

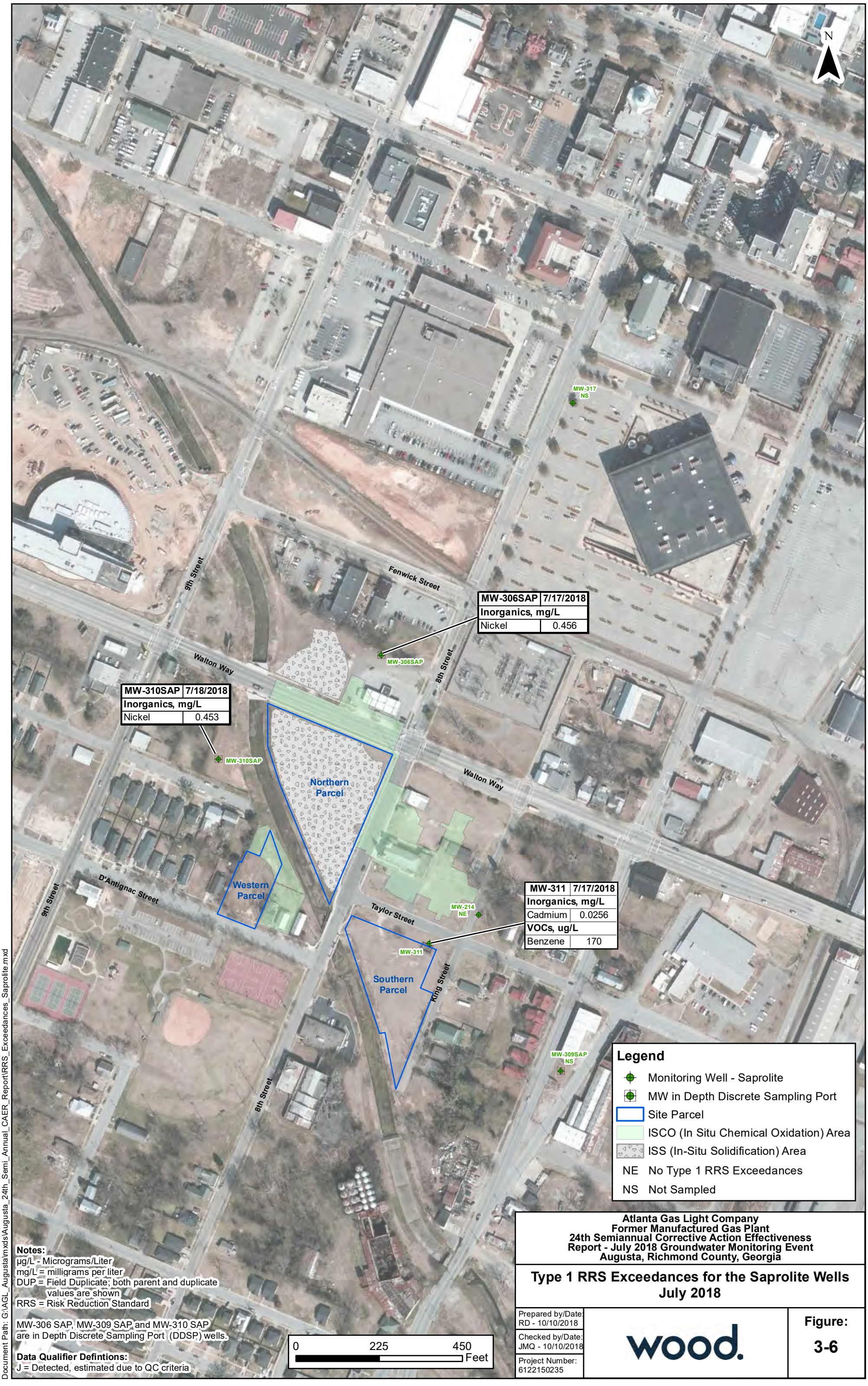

Notes:
µg/L - Micrograms/Liter
mg/L = milligrams per liter
DUP = Field Duplicate; both parent and duplicate values are shown
RRS = Risk Reduction Standard

MW-306 SAP, MW-309 SAP and MW-310 SAP are in Depth Discrete Sampling Port (DDSP) wells.

Data Qualifier Defintions:
J = Detected, estimated due to QC criteria

Atlanta Gas Light Company
Former Manufactured Gas Plant
24th Semiannual Corrective Action Effectiveness Report - July 2018 Groundwater Monitoring Event
Augusta, Richmond County, Georgia

Type 1 RRS Exceedances for the Saprolite Wells July 2018

Prepared by/Date: RD - 10/10/2018	wood.	Figure:
Checked by/Date: JMQ - 10/10/2018		3-6
Project Number: 6122150235		

Document Path: G:\AGL_Augusta\mxds\Augusta_24th_Semi_Annual_CAER_Report\RRS_Exceedances_Saprolite.mxd

Notes:
µg/L = micrograms per liter
mg/L = milligrams per liter
DUP = Field Duplicate; both parent and duplicate values are shown
RRS = Risk Reduction Standard

MW-306TZ, MW-309TZ and MW-310TZ are in Depth Discrete Sampling Port (DDSP) wells.

*MW-506BR was destroyed by the City.

Data Qualifier Defintions:
J = Detected, estimated due to QC criteria

Atlanta Gas Light Company
Former Manufactured Gas Plant
24th Semiannual Corrective Action Effectiveness Report - July 2018 Groundwater Monitoring Event
Augusta, Richmond County, Georgia

Type 1 RRS Exceedances for Bedrock and Transition Wells
July 2018

Prepared by/Date: RD - 11/28/2018
Checked by/Date: JMQ - 11/28/2018
Project Number: 6122150235

wood.

Figure:
3-7

Document Path: G:\AGL_Augusta\mxds\Augusta_24th_Semi_Annual_CAER_Report\RRS_Exceedances_Bedrock_and_Transition_Zone.mxd

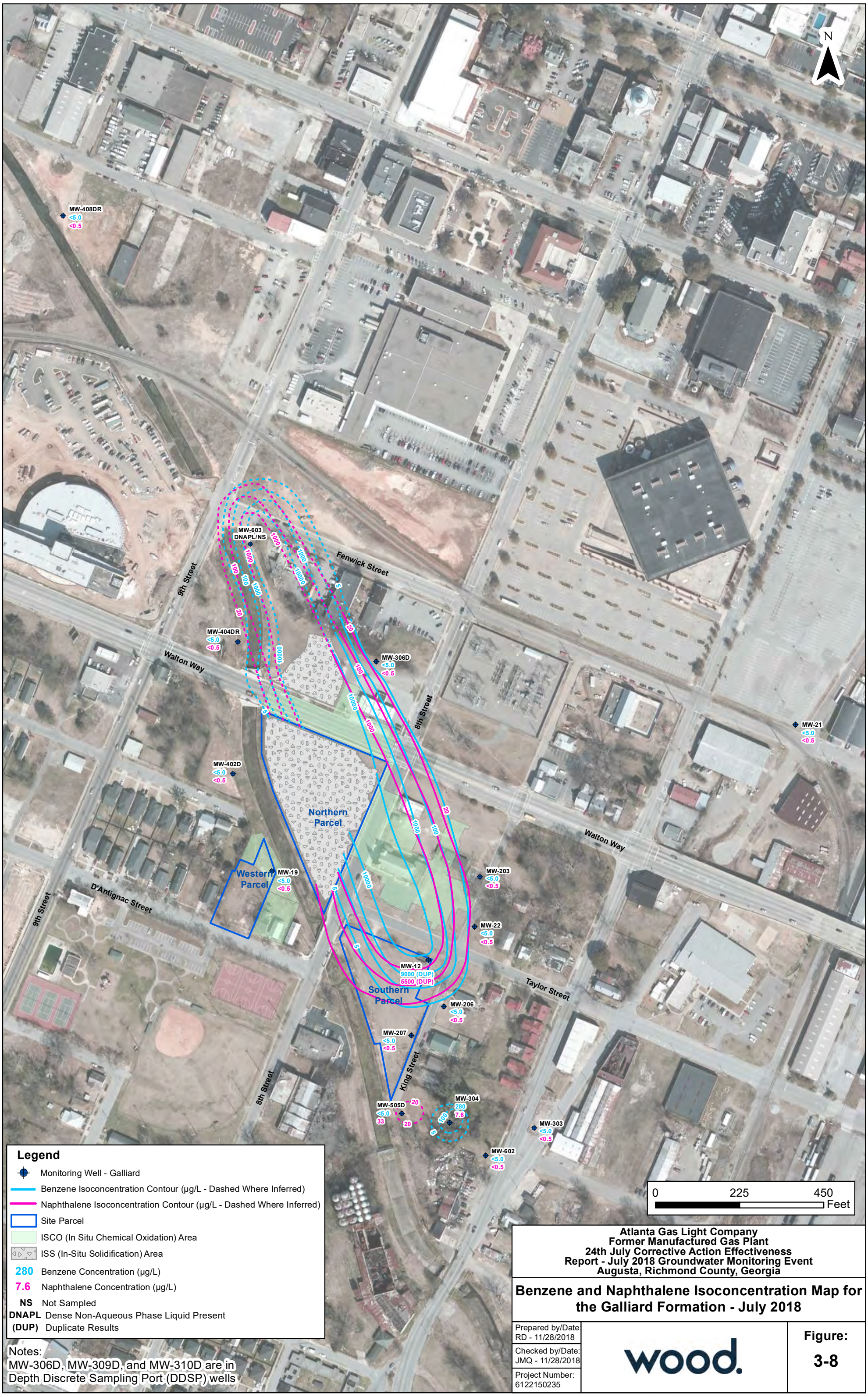

Atlanta Gas Light Company
Former Manufactured Gas Plant
24th July Corrective Action Effectiveness
Report - July 2018 Groundwater Monitoring Event
Augusta, Richmond County, Georgia

Benzene and Naphthalene Isoconcentration Map for the Galliard Formation - July 2018

Prepared by/Date: RD - 11/28/2018	wood.	Figure:
Checked by/Date: JMQ - 11/28/2018		3-8
Project Number: 6122150235		

Document Path: G:\AGL_Augusta\mxds\Augusta_24th_Semi_Annual_CAER_Report\Benz_Naphthalene_Galliard.mxd

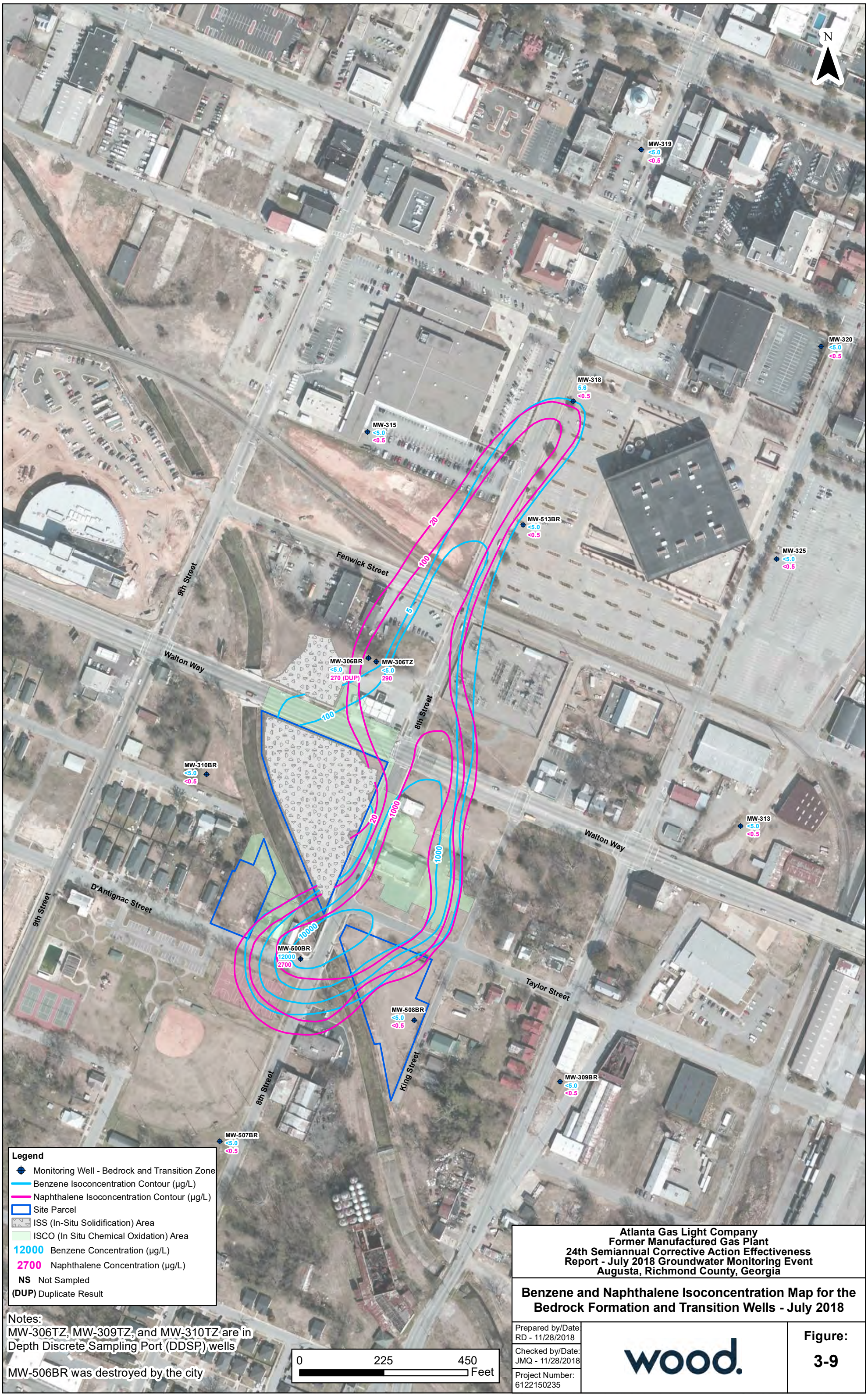

Atlanta Gas Light Company
Former Manufactured Gas Plant
24th Semiannual Corrective Action Effectiveness Report - July 2018 Groundwater Monitoring Event
Augusta, Richmond County, Georgia

Benzene and Naphthalene Isoconcentration Map for the Bedrock Formation and Transition Wells - July 2018

Prepared by/Date RD - 11/28/2018	wood.	Figure:
Checked by/Date: JMQ - 11/28/2018		3-9
Project Number: 6122150235		

Document Path: G:\AGL_Augusta\mxds\Augusta_24th_Semi_Annual_CAER_Report\Benz_Napthalene_BR_and_TZ.mxd

APPENDIX A

GROUNDWATER SAMPLING LOG SHEETS

PROJECT NAME: AGL-Augusta, Augusta, GA

FIELD SAMPLING REPORT

Project Number: 6122-15-0235

Amec Foster Wheeler, E&I
1075 BIG SHANTY ROAD NW, SUITE 100 KENNESAW GA 30144
PHONE: (770) 421-3400 / FAX: (770) 421-3486

SAMPLING EVENT: __1ST QUARTER __2ND QUARTER __3RD QUARTER __4TH QUARTER
MONITORING WELL TYPE: __Standard __ Compliance __Background __Extraction
WELL ID: MW-05-0718
WELL MATERIAL: PVC
SAMPLE METHOD: Peristaltic Pump

Product In Well: Yes / No: _____(ft)

DUP./REP. OF: _____

WELL DIAMETER: 2"
DEPTH TO WATER: 4.63
TOTAL DEPTH: 19.25
GRAB (x) COMPOSITE ( )

Top of Screened Interval (btoc): _____
Screen length: _____
Tubing/Pump Intake Depth 15.0' BTOC
Arrived at: 14:00
Initial PID _____
Bailing PID = _____

WATER COLUMN HEIGHT: _____
PURGE VOLUME: _____
[0.04 x water column height (ft) x 3 (well volumes) for 1" wells]
[0.163 x water column height (ft) x 3 (well volumes) for 2" wells]
[0.653 x water column height (ft) x 3 (well volumes) for 4" wells]
[1.47 x water column height (ft) x 3 (well volumes) for 6" wells]

TIME	VOL. PURGED (gal)	Diss. Oxygen (+/- 10%)	ORP (+/- 10 mV)	pH (+/- 0.1 pH units)	SPEC. COND. (ms/cm) [+/- 3%]	TEMP (°C)	TURB. (NTU) [<10 NTU]	Pump Rate ml/min. (& pump setting)	New Water Level
Initial: 15:32	0	1.59	-9.9	6.74	0.734	24.55	10.2	200 ( )	4.63
15:37	0.25	0.53	-2.3	6.76	0.727	24.31	9.74	200	4.8
15:42	0.5	0.39	10.6	6.84	0.722	24.23	3.01	200	4.84
15:47	0.75	0.33	-21.8	6.88	0.710	24.27	4.83	200	4.85
15:52	1.0	0.31	29.8	6.90	0.707	24.05	7.61	200	4.85
15:57	1.25	0.29	36.6	6.92	0.698	24.14	3.28	200	4.86
16:02	1.5	0.28	40.5	6.93	0.690	24.13	2.12	200	4.86
16:07	1.75	0.28	43.4	6.92	0.687	24.44	3.90	200	4.86
16:09	Sample time MW-05-0718								

NOTES:

SAMPLE DATE: 7-18-18
SAMPLE TIME: 16:09

CONTAINER SIZE/TYPE	NO.	PRESERVATIVE	ANALYTICAL METHOD	ANALYSIS
250 ml poly	1	HNO3	6020/ 7470A	Total Metals & Hg
40 ml vial	2	HCL	8260	VOC list
1 L Amber	2	None	8270C SIM	PAHs
500 ml poly	1	NaOH	9014	CN

GENERAL INFORMATION	
WEATHER:	Hot (92°F) Humid! Partly cloudy
SHIPPED VIA:	Delivered/Shipped to AES laboratory
SHIPPED TO:	AES Laboratories, 3785 Presidential Parkway, Atlanta, GA 30340
SAMPLER: BEN RHINER	OBSERVER:

PROJECT NAME: AGL-Augusta, Augusta, GA

FIELD SAMPLING REPORT

Project Number: 6122-15-0235

Amec Foster Wheeler, E&I
1075 BIG SHANTY ROAD NW, SUITE 100 KENNESAW GA 30144
PHONE: (770) 421-3400 / FAX: (770) 421-3486

SAMPLING EVENT: __1ST QUARTER __2ND QUARTER __3RD QUARTER __4TH QUARTER
MONITORING WELL TYPE: __Standard __ Compliance __Background __Extraction
WELL ID: MW-12-0718
WELL MATERIAL: PVC
SAMPLE METHOD: Peristaltic Pump

DUP./REP. OF: DUP-1-0718

Top of Screened interval (btoc):_____
Screen length:_____
Tubing/Pump Intake Depth ~21 ft BTOC
Arrived at: 11:30
Initial PID _____
Bailing PID = _____

Product In Well: Yes / No _____(ft)

WELL DIAMETER: 2"
DEPTH TO WATER: 6.41
TOTAL DEPTH: 24.98
WATER COLUMN HEIGHT:_____
PURGE VOLUME:_____

GRAB (x) COMPOSITE ( )

[0.04 x water column height (ft) x 3 (well volumes) for 1" wells]
[0.163 x water column height (ft) x 3 (well volumes) for 2" wells]
[0.653 x water column height (ft) x 3 (well volumes) for 4" wells]
[1.47 x water column height (ft) x 3 (well volumes) for 6" wells]

TIME	VOL. PURGED (gal)	Diss. Oxygen (+/- 10%)	ORP (+/- 10 mV)	pH (+/- 0.1 pH units)	SPEC. COND. (ms/cm) [+/- 3%]	TEMP (°C)	TURB. (NTU) [<10 NTU]	Pump Rate ml/min. (& pump setting)	New Water Level
Initial: 12:08	0	3.52	-98.9	6.81	0.256	23.26	1.14	100 ( )	6.44
12:18	0.5	1.93	-94.2	6.88	0.244	23.30	1.62	150	6.44
12:28	1.0	1.29	-82.2	6.82	0.239	23.49	0.93	200	6.44
12:38	1.5	1.02	-86.0	6.88	0.237	23.65	1.73	200	6.44
12:43	1.7	0.82	-86.6	6.93	0.241	24.34	2.08	200	6.44
12:48	2.0	0.31	-97.6	6.98	0.241	24.08	0.74	200	6.44
12:53	2.3	0.26	-93.3	7.06	0.243	23.69	0.61	200	6.43
12:58	2.5	0.22	-91.4	7.08	0.243	23.60	0.56	200	6.43
13:03	2.7	0.22	-87.3	7.07	0.243	23.39	0.54	200	6.43
13:04	Collected Sample MW-12-0718								

NOTES: Groundwater has potent odor.
DUP-1-0718 collected here, sample time listed as 12:00

SAMPLE DATE: 7-17-18
SAMPLE TIME: 13:04

CONTAINER SIZE/TYPE	NO.	Dup	PRESERVATIVE	ANALYTICAL METHOD	ANALYSIS
250 ml poly	1	1	HNO3	6020/ 7470A	Total Metals & Hg
40 ml vial	2	2	HCL	8260	VOC list
1 L Amber	2	2	None	8270C SIM	PAHs
500 ml poly	1	1	NaOH	9014	CN

GENERAL INFORMATION	
WEATHER:	Hot, Humid, Sunny
SHIPPED VIA:	Delivered/Shipped to AES laboratory
SHIPPED TO:	AES Laboratories, 3785 Presidential Parkway, Atlanta, GA 30340
SAMPLER: BEN RHINER	OBSERVER:

PROJECT NAME: AGL-Augusta, Augusta, GA

FIELD SAMPLING REPORT

Project Number: 6122-15-0235

Amec Foster Wheeler, E&I
1075 BIG SHANTY ROAD NW, SUITE 100 KENNESAW GA 30144
PHONE: (770) 421-3400 / FAX: (770) 421-3486

SAMPLING EVENT: __1ST QUARTER __2ND QUARTER __3RD QUARTER __4TH QUARTER
MONITORING WELL TYPE: __Standard __ Compliance __Background __Extraction
WELL ID: MW-19-0718
WELL MATERIAL: ~~PVC~~ SS
SAMPLE METHOD: PERISTALTIC

DUP./REP. OF: DUP-03-0718

Top of Screened interval (btoc):_____
Screen length:_____
Tubing/Pump Intake Depth 19'
Arrived at:_____
Initial PID _____
Bailing PID = _____

Product In Well: Yes / No: _____(ft)

WELL DIAMETER: 2"
DEPTH TO WATER: 11.85 GRAB (x) COMPOSITE ( )
TOTAL DEPTH: 19.43
WATER COLUMN HEIGHT:_____
PURGE VOLUME:_____
[0.04 x water column height (ft) x 3 (well volumes) for 1" wells]
[0.163 x water column height (ft) x 3 (well volumes) for 2" wells]
[0.653 x water column height (ft) x 3 (well volumes) for 4" wells]
[1.47 x water column height (ft) x 3 (well volumes) for 6" wells]

TIME	VOL. PURGED (gal)	Diss. Oxygen (+/- 10%)	ORP (+/- 10 mV)	pH (+/- 0.1 pH units)	SPEC. COND. (ms/cm) [+/- 3%]	TEMP (°C)	TURB. (NTU) [<10 NTU]	Pump Rate ml/min. (& pump setting)	New Water Level
Initial: 1315	0.25	0.96	119.1	6.40	0.477	23.66	3.19	200 ( )	13.13
1320	0.5	0.18	115.0	6.35	0.475	23.80	2.78	200	1327
1325	0.75	0.14	123.9	6.28	0.467	23.78	3.74	200	1329
1330	1.0	0.10	124.8	6.27	0.467	24.80	3.42	200	1329
1335	1.25	0.05	127.0	6.25	0.464	24.76	3.77	200	1329
1340	1.5	0.07	127.6	6.25	0.464	24.85	3.52	200	13.29
1345	1.75	0.08	128.4	6.25	0.464	24.81	3.21	200	13.29
1350	Collect	Sample							

NOTES: Also Collected DUP-03-0718 @ 1200

SAMPLE DATE: 7-17-18
SAMPLE TIME: 1350

CONTAINER SIZE/TYPE	NO.	PRESERVATIVE	ANALYTICAL METHOD	ANALYSIS
250 ml poly	1	HNO3	6020/ 7470A	Total Metals & Hg
40 ml vial	2	HCL	8260	VOC list
1 L Amber	2	None	8270C SIM	PAHs
500 ml poly	1	NaOH	9014	CN

GENERAL INFORMATION		
WEATHER:	CLOUDY - HOT - HUMID -	
SHIPPED VIA:	Delivered/Shipped to AES laboratory	
SHIPPED TO:	AES Laboratories, 3785 Presidential Parkway, Atlanta, GA 30340	
SAMPLER: EVER GUILLEN		OBSERVER:

PROJECT NAME: AGL-Augusta, Augusta, GA

FIELD SAMPLING REPORT

Project Number: 6122-15-0235

Amec Foster Wheeler, E&I
1075 BIG SHANTY ROAD NW, SUITE 100 KENNESAW GA 30144
PHONE: (770) 421-3400 / FAX: (770) 421-3486

SAMPLING EVENT: __1ST QUARTER ✓2ND QUARTER __3RD QUARTER __4TH QUARTER
MONITORING WELL TYPE: ✓Standard __ Compliance __Background __Extraction
WELL ID: MW-21
WELL MATERIAL: PVC
SAMPLE METHOD: Low Flow/Low Volume
PUMP TYPE: MASTERFLEX F/S PERI
DUP./REP. OF: —

Product In Well: Yes / (No) _____(ft)
WELL DIAMETER: 2" Stainless steel
DEPTH TO WATER: 6.19
GRAB (x) COMPOSITE ( )
TOTAL DEPTH: 28.4 open hole at 17.28?
WATER COLUMN HEIGHT:_____
PURGE VOLUME:_____
[0.04 x water column height (ft) x 3 (well volumes) for 1" wells]
[0.163 x water column height (ft) x 3 (well volumes) for 2" wells]
[0.653 x water column height (ft) x 3 (well volumes) for 4" wells]
[1.47 x water column height (ft) x 3 (well volumes) for 6" wells]

Top of Screened interval (btoc):_____
Screen length:_____
Tubing/Pump Intake Depth _____
Arrived at: 11:25
Initial PID —
Bailing PID = —

TIME	VOL. PURGED ~~(gal)~~ L	Diss. Oxygen (+/- 10%)	✓ ORP (+/- 10 mV)	✓ pH (+/- 0.1 pH units)	✓ SPEC. COND. (ms/cm) [+/- 3%]	✓ TEMP (°C)	TURB. (NTU) [<10 NTU]	Pump Rate ml/min. (& pump setting)	New Water Level
Initial: 11:47	0.25	2.53	99.9	6.45	0.626	26.63	2.14	200 ( )	6.21
11:52	1.25	1.02	89.8	6.37	0.654	26.07	1.66	300	6.21
11:57	2.75	1.03	92.2	6.38	0.654	25.59	1.69	300	6.22
12:02	4.25	0.92	96.5	6.39	0.650	25.19	2.06	300	6.23
12:07	5.75	0.83	98.5	6.39	0.650	25.06	1.11	300	6.23
12:12	7.25	0.80	101.2	6.39	0.648	25.08	0.99	300	6.23
12:17	8.75	0.79	101.9	6.38	0.648	25.00	1.46	300	6.23
PARAMETERS ARE STABLE, WELL CAN BE SAMPLED									

NOTES:

SAMPLE DATE: 7/19/18 SAMPLE ID: MW-21-0718
SAMPLE TIME: 12:20

CONTAINER SIZE/TYPE	NO.	PRESERVATIVE	ANALYTICAL METHOD	ANALYSIS
250 ml poly	1	HNO3	6020/ 7470A	Total Metals & Hg
40 ml vial	2	HCL	8260	VOC list
1 L Amber	2	None	8270C SIM	PAHs
500 ml poly	1	NaOH	9014	CN

GENERAL INFORMATION	
WEATHER:	SUNNY, 86°F
SHIPPED VIA:	Delivered/Shipped to AES laboratory
SHIPPED TO:	AES Laboratories, 3785 Presidential Parkway, Atlanta, GA 30340
SAMPLER: A. STOREDEUTS	OBSERVER: NA

PROJECT NAME: AGL-Augusta, Augusta, GA

FIELD SAMPLING REPORT

Project Number: 6122-15-0235

Amec Foster Wheeler, E&I
1075 BIG SHANTY ROAD NW, SUITE 100 KENNESAW GA 30144
PHONE: (770) 421-3400 / FAX: (770) 421-3486

SAMPLING EVENT: __1ST QUARTER __2ND QUARTER __3RD QUARTER __4TH QUARTER
MONITORING WELL TYPE: __Standard __ Compliance __Background __Extraction
WELL ID: MW-22-0718
WELL MATERIAL: PVC
SAMPLE METHOD: Peristaltic Pump

DUP./REP. OF:_____

Top of Screened interval (btoc):_____
Screen length:_____
Tubing/Pump Intake Depth 20 ft BTOC
Arrived at: 15:03
Initial PID _____
Bailing PID = _____

Product In Well: Yes / No: No (ft)

WELL DIAMETER: 2"
DEPTH TO WATER: 4.31 GRAB (x) COMPOSITE ( )
TOTAL DEPTH: 22.5
WATER COLUMN HEIGHT:_____
PURGE VOLUME:_____
[0.04 x water column height (ft) x 3 (well volumes) for 1" wells]
[0.163 x water column height (ft) x 3 (well volumes) for 2" wells]
[0.653 x water column height (ft) x 3 (well volumes) for 4" wells]
[1.47 x water column height (ft) x 3 (well volumes) for 6" wells]

TIME	VOL. PURGED (gal)	Diss. Oxygen (+/- 10%)	ORP (+/- 10 mV)	pH (+/- 0.1 pH units)	SPEC. COND. (ms/cm) [+/- 3%]	TEMP (°C)	TURB. (NTU) [<10 NTU]	Pump Rate ml/min. (& pump setting)	New Water Level
Initial: 15:35	0	2.74	236.6	6.44	0.217	24.30	1.82	200 ( )	4.31
15:40	0.5	0.67	253.9	6.38	0.225	23.65	1.59	250	4.64
15:45	0.8	0.53	258.2	6.37	0.225	23.44	1.22	250	4.65
15:50	1.1	0.46	260.1	6.37	0.226	23.36	1.09	250	4.65
15:55	1.4	0.42	261.5	6.36	0.224	23.33	1.19	250	4.65
16:00	1.6	0.40	262.5	6.36	0.224	23.32	0.99	250	4.65
16:01	Sample	time	MW-22-0718						

NOTES:

SAMPLE DATE: 7-19-18
SAMPLE TIME: 16:01

CONTAINER SIZE/TYPE	NO.	PRESERVATIVE	ANALYTICAL METHOD	ANALYSIS
250 ml poly	1	HNO3	6020/ 7470A	Total Metals & Hg
40 ml vial	2	HCL	8260	VOC list
1 L Amber	2	None	8270C SIM	PAHs
500 ml poly	1	NaOH	9014	CN

GENERAL INFORMATION			
WEATHER:	Hot Humid Partly Cloudy Humid		
SHIPPED VIA:	Delivered/Shipped to AES laboratory		
SHIPPED TO:	AES Laboratories, 3785 Presidential Parkway, Atlanta, GA 30340		
SAMPLER: BEN RHINER		OBSERVER:	

PROJECT NAME: AGL-Augusta, Augusta, GA

FIELD SAMPLING REPORT

Project Number: 6122-15-0235

Amec Foster Wheeler, E&I
1075 BIG SHANTY ROAD NW, SUITE 100 KENNESAW GA 30144
PHONE: (770) 421-3400 / FAX: (770) 421-3486

SAMPLING EVENT: __1ST QUARTER __2ND QUARTER __3RD QUARTER __4TH QUARTER
MONITORING WELL TYPE: __Standard __ Compliance __Background __Extraction
WELL ID: MW-203-0718
WELL MATERIAL: PVC
SAMPLE METHOD: Peristaltic Pump

DUP./REP. OF:_____

Top of Screened interval (btoc):_____
Screen length:_____
Tubing/Pump Intake Depth 24 ft BTOC
Arrived at: 08:50
Initial PID _____
Bailing PID = _____

Product In Well: Yes / No: No (ft)

WELL DIAMETER: 2"
DEPTH TO WATER: 5.41 GRAB (x) COMPOSITE ( )
TOTAL DEPTH:_____
WATER COLUMN HEIGHT:_____
PURGE VOLUME:_____
[0.04 x water column height (ft) x 3 (well volumes) for 1" wells]
[0.163 x water column height (ft) x 3 (well volumes) for 2" wells]
[0.653 x water column height (ft) x 3 (well volumes) for 4" wells]
[1.47 x water column height (ft) x 3 (well volumes) for 6" wells]

TIME	VOL. PURGED (gal)	Diss. Oxygen (+/- 10%)	ORP (+/- 10 mV)	pH (+/- 0.1 pH units)	SPEC. COND. (ms/cm) [+/- 3%]	TEMP (°C)	TURB. (NTU) [<10 NTU]	Pump Rate ml/min. (& pump setting)	New Water Level
Initial: 09:19	0	0.59	270.4	6.27	0.454	21.82	1.11	250 ( )	5.41
09:24	0.25	0.51	271.8	6.28	0.453	21.61	0.93	200	5.44
09:29	0.50	0.46	271.0	6.30	0.451	21.59	0.72	200	5.42
09:34	0.8	0.35	271.3	6.29	0.451	21.62	1.44	200	5.42
09:39	1.2	0.33	270.1	6.30	0.451	21.62	1.01	200	5.42
09:44	1.5	0.30	267.3	6.31	0.451	21.69	0.78	200	5.42
09:49	1.8	0.29	267.0	6.32	0.451	21.66		200	5.42
09:51	Sample time		MW	-203	-0718				

NOTES:

SAMPLE DATE: 7-20-18
SAMPLE TIME: 09:51

CONTAINER SIZE/TYPE	NO.	PRESERVATIVE	ANALYTICAL METHOD	ANALYSIS
250 ml poly	1	HNO3	6020/ 7470A	Total Metals & Hg
40 ml vial	2	HCL	8260	VOC list
1 L Amber	2	None	8270C SIM	PAHs
250 ml poly	1	NaOH	9014	CN

GENERAL INFORMATION			
WEATHER:	Cloudy, Humid, Hot		
SHIPPED VIA:	Delivered/Shipped to AES laboratory		
SHIPPED TO:	AES Laboratories, 3785 Presidential Parkway, Atlanta, GA 30340		
SAMPLER: BEN RHINER		OBSERVER:	

PROJECT NAME: AGL-Augusta, Augusta, GA

FIELD SAMPLING REPORT

Project Number: 6122-15-0235

Amec Foster Wheeler, E&I
1075 BIG SHANTY ROAD NW, SUITE 100 KENNESAW GA 30144
PHONE: (770) 421-3400 / FAX: (770) 421-3486

SAMPLING EVENT: __1ST QUARTER __2ND QUARTER __3RD QUARTER __4TH QUARTER
MONITORING WELL TYPE: __Standard __ Compliance __Background __Extraction
WELL ID: MW-206-0718
WELL MATERIAL: PVC
SAMPLE METHOD: Peristaltic Pump

DUP./REP. OF:_____

Top of Screened interval (btoc):_____
Screen length:_____
Tubing/Pump Intake Depth 25 ft BTOC
Arrived at: 10:50
Initial PID _____
Bailing PID = _____

Product In Well: Yes / No: No (ft)

WELL DIAMETER: 2"
DEPTH TO WATER: 5.65
TOTAL DEPTH: 28.5
WATER COLUMN HEIGHT:_____
PURGE VOLUME:_____

GRAB (x) COMPOSITE ( )

[0.04 x water column height (ft) x 3 (well volumes) for 1" wells]
[0.163 x water column height (ft) x 3 (well volumes) for 2" wells]
[0.653 x water column height (ft) x 3 (well volumes) for 4" wells]
[1.47 x water column height (ft) x 3 (well volumes) for 6" wells]

TIME	VOL. PURGED (gal)	Diss. Oxygen (+/- 10%)	ORP (+/- 10 mV)	pH (+/- 0.1 pH units)	SPEC. COND. (ms/cm) [+/- 3%]	TEMP (°C)	TURB. (NTU) [<10 NTU]	Pump Rate ml/min. (& pump setting)	New Water Level
Initial: 11:14	0	2.08	148.2	7.21	0.770	23.47	7.92	250 ( )	5.65
11:19	0.5	0.72	126.2	7.18	0.721	23.30	4.03	250	6.00
11:24	1.0	0.49	100.2	7.24	0.687	22.88	2.89	250	6.20
11:29	1.5	0.42	78.4	7.26	0.655	22.69	1.80	250	6.30
11:34	1.8	0.36	33.2	7.23	0.629	22.99	1.15	200	6.26
11:39	2.1	0.28	55.4	7.25	0.620	22.78	1.24	200	6.29
11:44	2.4	0.26	50.1	7.25	0.610	22.90	0.91	200	6.36
11:49	2.7	0.25	47.9	7.25	0.6	22.88	0.98	200	6.42
11:51	Sample time		MW-206-0718						

NOTES:

SAMPLE DATE: 7-19-18
SAMPLE TIME: 11:51

CONTAINER SIZE/TYPE	NO.	PRESERVATIVE	ANALYTICAL METHOD	ANALYSIS
250 ml poly	1	HNO3	6020/ 7470A	Total Metals & Hg
40 ml vial	2	HCL	8260	VOC list
1 L Amber	2	None	8270C SIM	PAHs
500 ml poly	1	NaOH	9014	CN

GENERAL INFORMATION	
WEATHER:	Cloudy Hot Humid
SHIPPED VIA:	Delivered/Shipped to AES laboratory
SHIPPED TO:	AES Laboratories, 3785 Presidential Parkway, Atlanta, GA 30340
SAMPLER: BEN RHINER	OBSERVER:

PROJECT NAME: AGL-Augusta, Augusta, GA

FIELD SAMPLING REPORT

Project Number: 6122-15-0235

Amec Foster Wheeler, E&I
1075 BIG SHANTY ROAD NW, SUITE 100 KENNESAW GA 30144
PHONE: (770) 421-3400 / FAX: (770) 421-3486

SAMPLING EVENT: __1ST QUARTER __2ND QUARTER __3RD QUARTER __4TH QUARTER
MONITORING WELL TYPE: __Standard __ Compliance __Background __Extraction
WELL ID: MW-207-0718
WELL MATERIAL: PVC
SAMPLE METHOD: Peristaltic Pump

DUP./REP. OF:_____

Top of Screened interval (btoc):_____
Screen length:_____
Tubing/Pump Intake Depth 20 ft BTOC
Arrived at: 12:15
Initial PID _____
Bailing PID = _____

Product In Well: Yes / No: No (ft)

WELL DIAMETER: 2"
DEPTH TO WATER: 4.89 GRAB (x) COMPOSITE ( )
TOTAL DEPTH: 25.4
WATER COLUMN HEIGHT:_____
PURGE VOLUME:_____
[0.04 x water column height (ft) x 3 (well volumes) for 1" wells]
[0.163 x water column height (ft) x 3 (well volumes) for 2" wells]
[0.653 x water column height (ft) x 3 (well volumes) for 4" wells]
[1.47 x water column height (ft) x 3 (well volumes) for 6" wells]

TIME	VOL. PURGED (gal)	Diss. Oxygen (+/- 10%)	ORP (+/- 10 mV)	pH (+/- 0.1 pH units)	SPEC. COND. (ms/cm) [+/- 3%]	TEMP (°C)	TURB. (NTU) [<10 NTU]	Pump Rate ml/min. (& pump setting)	New Water Level
Initial: 12:40	0	1.62	-49.8	7.20	0.567	25.60	3.00	200 ( )	
12:50	0.5	0.21	-34.6	7.50	0.545	23.19	2.38	200	5.37
12:55	0.8	0.20	-30.7	7.25	0.540	23.67	1.10	200	6.10
13:00	1.1	0.19	-30.5	7.24	0.539	23.75	0.88	200	6.75
13:05	1.5	0.17	-29.9	7.26	0.538	23.11	1.09	200	7.26
13:07	Collected Sample from MW-207-0718								

NOTES:

SAMPLE DATE: 7-18-18
SAMPLE TIME: 13:07

CONTAINER SIZE/TYPE	NO.	PRESERVATIVE	ANALYTICAL METHOD	ANALYSIS
250 ml poly	1	HNO3	6020/ 7470A	Total Metals & Hg
40 ml vial	2	HCL	8260	VOC list
1 L Amber	2	None	8270C SIM	PAHs
500 ml poly	1	NaOH	9014	CN

GENERAL INFORMATION	
WEATHER:	Hot (92°F) Humid! Partly Cloudy
SHIPPED VIA:	Delivered/Shipped to AES laboratory
SHIPPED TO:	AES Laboratories, 3785 Presidential Parkway, Atlanta, GA 30340
SAMPLER: BEN RHINER	OBSERVER:

PROJECT NAME: AGL-Augusta, Augusta, GA

FIELD SAMPLING REPORT

Project Number: 6122-15-0235

Amec Foster Wheeler, E&I
1075 BIG SHANTY ROAD NW, SUITE 100 KENNESAW GA 30144
PHONE: (770) 421-3400 / FAX: (770) 421-3486

SAMPLING EVENT: __1ST QUARTER __2ND QUARTER __3RD QUARTER __4TH QUARTER
MONITORING WELL TYPE: __Standard __ Compliance __Background __Extraction
WELL ID: MW-214-0718
WELL MATERIAL: PVC
SAMPLE METHOD: Peristaltic Pump

DUP./REP. OF:_____

Top of Screened interval (btoc):_____
Screen length:_____
Tubing/Pump Intake Depth 53 ft BTOC
Arrived at: 12:58
Initial PID _____
Bailing PID = _____

Product In Well: Yes / No: _____(ft)

WELL DIAMETER: 2"
DEPTH TO WATER: 5.85 GRAB (x) COMPOSITE ( )
TOTAL DEPTH: 57.2
WATER COLUMN HEIGHT:_____
PURGE VOLUME:_____
[0.04 x water column height (ft) x 3 (well volumes) for 1" wells]
[0.163 x water column height (ft) x 3 (well volumes) for 2" wells]
[0.653 x water column height (ft) x 3 (well volumes) for 4" wells]
[1.47 x water column height (ft) x 3 (well volumes) for 6" wells]

TIME	VOL. PURGED (gal)	Diss. Oxygen (+/- 10%)	ORP (+/- 10 mV)	pH (+/- 0.1 pH units)	SPEC. COND. (ms/cm) [+/- 3%]	TEMP (°C)	TURB. (NTU) [<10 NTU]	Pump Rate ml/min. (& pump setting)	New Water Level
Initial: 13:36	0	2.47	-37.4	7.25	0.283	24.33	1.44	200 ( )	
13:46	0.5	0.32	-30.8	7.50	0.288	24.30	1.71	200	5.85
13:56	1.0	0.33	-30.7	7.55	0.284	23.40	1.09	200	5.85
14:01	1.25	0.25	-26.1	7.52	0.283	23.31	2.14	200	5.85
14:06	1.5	0.21	-14.0	7.45	0.283	23.63	1.24	200	5.87
14:11	1.75	0.19	-8.3	7.42	0.283	23.86	2.04	200	5.87
14:16	2.0	0.18	-4.9	7.40	0.284	23.46	1.90	200	5.87
14:19	Sample time		MW-214	-0718					

NOTES:

SAMPLE DATE: 7-19-18
SAMPLE TIME: 14:19

CONTAINER SIZE/TYPE	NO.	PRESERVATIVE	ANALYTICAL METHOD	ANALYSIS
250 ml poly	1	HNO3	6020/ 7470A	Total Metals & Hg
40 ml vial	2	HCL	8260	VOC list
1 L Amber	2	None	8270C SIM	PAHs
500 ml poly	1	NaOH	9014	CN

GENERAL INFORMATION	
WEATHER:	Hot (92°F) Humid Mostly Cloudy
SHIPPED VIA:	Delivered/Shipped to AES laboratory
SHIPPED TO:	AES Laboratories, 3785 Presidential Parkway, Atlanta, GA 30340
SAMPLER: BEN RHINER	OBSERVER:

PROJECT NAME: AGL-Augusta, Augusta, GA

FIELD SAMPLING REPORT

Project Number: 6122-15-0235

Amec Foster Wheeler, E&I
1075 BIG SHANTY ROAD NW, SUITE 100 KENNESAW GA 30144
PHONE: (770) 421-3400 / FAX: (770) 421-3486

SAMPLING EVENT: __1ST QUARTER ✓2ND QUARTER __3RD QUARTER __4TH QUARTER
MONITORING WELL TYPE: ✓Standard __ Compliance __Background __Extraction
WELL ID: ~~MW-309T2~~ MW-303
WELL MATERIAL: PVC
Product In Well: Yes / (No) _____(ft)
SAMPLE METHOD: LOW FLOW / LOW VOLUME PUMP TYPE: MASTERFLEX E/S PERI.
WELL DIAMETER: 2"
DUP./REP. OF: —
DEPTH TO WATER: _____ GRAB (x) COMPOSITE ( )
TOTAL DEPTH: (30.75) 30.73
Top of Screened interval (btoc): 25.5-30.5
WATER COLUMN HEIGHT: _____
Screen length: 5'
PURGE VOLUME: _____
Tubing/Pump Intake Depth 28'
[0.04 x water column height (ft) x 3 (well volumes) for 1" wells]
Arrived at: 11:55
[0.163 x water column height (ft) x 3 (well volumes) for 2" wells]
Initial PID —
[0.653 x water column height (ft) x 3 (well volumes) for 4" wells]
Bailing PID = —
[1.47 x water column height (ft) x 3 (well volumes) for 6" wells]

TIME	VOL. PURGED ~~(gal)~~ L	Diss. Oxygen (+/- 10%) ✓	ORP (+/- 10 mV) ✓	pH (+/- 0.1 pH units) ✓	SPEC. COND. (ms/cm) [+/- 3%] ✓	TEMP (°C) ✓	TURB. (NTU) [<10 NTU]	Pump Rate ml/min. (& pump setting)	New Water Level
Initial: 13:02	0.24	3.60	7.2	6.50	0.537	26.01	6.59	200 ( )	4.95
13:07	1.22	0.44	5.0	6.40	0.531	24.15	12.3	200	4.96
13:12	2.24	0.39	1.1	6.32	0.528	24.19	9.94	200	4.96
13:17	3.99	0.34	-0.3	6.30	0.527	23.99	8.27	350	4.96
13:22	5.74	0.22	-0.5	6.28	0.526	23.88	7.88	350	4.96
13:27	7.49	0.20	-1.2	6.26	0.525	23.84	4.10	350	4.96
13:32	9.24	0.21	-1.5	6.25	0.524	23.86	2.77	350	4.96

PARAMETERS ARE STABLE, WELL CAN BE SAMPLED

NOTES: WATER HAS SULFEROUS ODOUR

SAMPLE DATE: 7/18/18 SAMPLE ID: MW-303-0718
SAMPLE TIME: 15:40

CONTAINER SIZE/TYPE	NO.	PRESERVATIVE	ANALYTICAL METHOD	ANALYSIS
250 ml poly	1	HNO3	6020/ 7470A	Total Metals & Hg
40 ml vial	2	HCL	8260	VOC list
1 L Amber	2	None	8270C SIM	PAHs
500 ml poly	1	NaOH	9014	CN

GENERAL INFORMATION			
WEATHER:	SUNNY, 87°F		
SHIPPED VIA:	Delivered/Shipped to AES laboratory		
SHIPPED TO:	AES Laboratories, 3785 Presidential Parkway, Atlanta, GA 30340		
SAMPLER:	A. SHOREDITS	OBSERVER:	NA

PROJECT NAME: AGL-Augusta, Augusta, GA

FIELD SAMPLING REPORT

Project Number: 6122-15-0235

Amec Foster Wheeler, E&I
1075 BIG SHANTY ROAD NW, SUITE 100 KENNESAW GA 30144
PHONE: (770) 421-3400 / FAX: (770) 421-3486

SAMPLING EVENT: __1ST QUARTER ✓2ND QUARTER __3RD QUARTER __4TH QUARTER
MONITORING WELL TYPE: ✓Standard __ Compliance __Background __Extraction
WELL ID: MW-304
WELL MATERIAL: PVC
SAMPLE METHOD: LOW FLOW/LOW VOLUME
PUMP TYPE: MASTERFLEX E/S PERI.
DUP./REP. OF: —

Top of Screened interval (btoc): 31-36
Screen length: 5'
Tubing/Pump Intake Depth 33'
Arrived at: 15:23
Initial PID —
Bailing PID = —

Product In Well: Yes / No: _____(ft)
WELL DIAMETER: 2"
DEPTH TO WATER: 7.43
TOTAL DEPTH: 36.45
WATER COLUMN HEIGHT: _____
PURGE VOLUME: _____
GRAB (x) COMPOSITE ( )

[0.04 x water column height (ft) x 3 (well volumes) for 1" wells]
[0.163 x water column height (ft) x 3 (well volumes) for 2" wells]
[0.653 x water column height (ft) x 3 (well volumes) for 4" wells]
[1.47 x water column height (ft) x 3 (well volumes) for 6" wells]

TIME	VOL. PURGED ~~(gal)~~ L	Diss. Oxygen (+/- 10%) ✓	ORP (+/- 10 mV) ✓	pH (+/- 0.1 pH units) ✓	SPEC. COND. (ms/cm) [+/- 3%] ✓	TEMP (°C) ✓	TURB. (NTU) [<10 NTU] ✓	Pump Rate ml/min. (& pump setting)	New Water Level
Initial: 15:39	0.24	1.41	9.2	6.25	0.554	20.44	7.02	350 ( )	7.77
15:44	1.99	0.71	-3.5	6.34	0.567	19.60	3.21	350	7.90
15:49	3.74	0.37	-9.0	6.30	0.566	19.54	3.84	350	7.94
15:54	5.49	0.31	-9.5	6.28	0.568	19.55	6.37	350	7.94
15:59	7.24	0.23	-11.6	6.26	0.568	19.65	4.68	350	7.94
16:04	8.99	0.22	-12.5	6.25	0.569	19.65	4.61	350	7.94
16:09	10.74	0.21	-13.5	6.25	0.570	19.62	2.14	350	7.95

PARAMETERS ARE STABLE, WELL CAN BE SAMPLED

NOTES: WATER HAS SLIGHT SULPHUROUS ODOUR AND SLIGHT YELLOW COLOUR, SMALL RED PARTICLES

SAMPLE DATE: 7/16/18 SAMPLE ID: MW-304-0718
SAMPLE TIME: 16:15

CONTAINER SIZE/TYPE	NO.	PRESERVATIVE	ANALYTICAL METHOD	ANALYSIS
250 ml poly	1	HNO3	6020/ 7470A	Total Metals & Hg
40 ml vial	2	HCL	8260	VOC list
1 L Amber	2	None	8270C SIM	PAHs
500 ml poly	1	NaOH	9014	CN

GENERAL INFORMATION			
WEATHER:	PARTLY CLOUDY, 88°F		
SHIPPED VIA:	Delivered/Shipped to AES laboratory		
SHIPPED TO:	AES Laboratories, 3785 Presidential Parkway, Atlanta, GA 30340		
SAMPLER:	A. SHOREDITS	OBSERVER:	NA

PROJECT NAME: AGL-Augusta, Augusta, GA

FIELD SAMPLING REPORT

Project Number: 6122-15-0235

Amec Foster Wheeler, E&I
1075 BIG SHANTY ROAD NW, SUITE 100 KENNESAW GA 30144
PHONE: (770) 421-3400 / FAX: (770) 421-3486

SAMPLING EVENT: __1ST QUARTER ✓2ND QUARTER __3RD QUARTER __4TH QUARTER
MONITORING WELL TYPE: ✓Standard __ Compliance __Background __Extraction
WELL ID: MW-306D
WELL MATERIAL: PVC
SAMPLE METHOD: LOW FLOW/LOW VOLUME
PUMP TYPE: MASTERFLEX E/S PERI.
DUP./REP. OF: —

Top of Screened Interval (btoc): 24.5-25.5
Screen length: 1
Tubing/Pump Intake Depth 24.5
Arrived at: 17:10
Initial PID: —
Bailing PID: —

Product In Well: Yes / No: _____(ft)
WELL DIAMETER: 0.5"
DEPTH TO WATER: NM
GRAB (x) COMPOSITE ( )
TOTAL DEPTH: 25.5
WATER COLUMN HEIGHT:
PURGE VOLUME:
[0.04 x water column height (ft) x 3 (well volumes) for 1" wells]
[0.163 x water column height (ft) x 3 (well volumes) for 2" wells]
[0.653 x water column height (ft) x 3 (well volumes) for 4" wells]
[1.47 x water column height (ft) x 3 (well volumes) for 6" wells]

TIME	VOL. PURGED (gal)	Diss. Oxygen (+/- 10%)	ORP (+/- 10 mV)	pH (+/- 0.1 pH units)	SPEC. COND. (ms/cm) [+/- 3%]	TEMP (°C)	TURB. (NTU) [<10 NTU]	Pump Rate ml/min. (& pump setting)	New Water Level
Initial: 17:31	0.24	3.03	24.8	6.27	1.343	22.98	2.34	100 ( )	NM
17:34	0.74	0.67	23.1	6.25	1.357	22.75	2.67	100	NM
17:44	1.24	0.56	19.7	6.22	1.354	22.76	1.11	100	NM
17:49	1.74	0.44	16.7	6.23	1.352	22.95	0.48	100	NM
17:54	2.24	0.37	14.9	6.23	1.349	22.66	0.24	100	NM
17:59	2.74	0.32	12.3	6.23	1.350	22.56	0.32	100	NM
18:04	3.24	0.28	11.9	6.23	1.343	22.64	0.27	100	NM
18:09	3.74	0.26	11.3	6.23	1.345	22.58	0.43	100	NM
18:14	4.24	0.25	11.2	6.23	1.341	22.62	0.21	100	NM
A.S.									
PARAMETERS ARE STABLE, WELL CAN BE SAMPLED									

NOTES:

SAMPLE DATE: 7/17/18
SAMPLE TIME: 18:15
SAMPLE ID: MW-306D-0718

CONTAINER SIZE/TYPE	NO.	PRESERVATIVE	ANALYTICAL METHOD	ANALYSIS
250 ml poly	1	HNO3	6020/ 7470A	Total Metals & Hg
40 ml vial	2	HCL	8260	VOC list
1 L Amber	2	None	8270C SIM	PAHs
500 ml poly	1	NaOH	9014	CN

GENERAL INFORMATION			
WEATHER:	PARTLY CLOUDY, 85°F		
SHIPPED VIA:	Delivered/Shipped to AES laboratory		
SHIPPED TO:	AES Laboratories, 3785 Presidential Parkway, Atlanta, GA 30340		
SAMPLER:	A. SHOREDITS	OBSERVER:	NA

PROJECT NAME: AGL-Augusta, Augusta, GA

FIELD SAMPLING REPORT

Project Number: 6122-15-0235

Amec Foster Wheeler, E&I
1075 BIG SHANTY ROAD NW, SUITE 100 KENNESAW GA 30144
PHONE: (770) 421-3400 / FAX: (770) 421-3486

SAMPLING EVENT: __1ST QUARTER ✓2ND QUARTER __3RD QUARTER __4TH QUARTER
MONITORING WELL TYPE: ✓Standard __ Compliance __Background __Extraction
WELL ID: MW-306SAP
WELL MATERIAL: PVC
SAMPLE METHOD: LOW FLOW/LOW VOLUME
PUMP TYPE: MASTERFLEX E/S PERIST.
DUP./REP. OF: —

Top of Screened interval (btoc): 30.5-31.5'
Screen length: 1'
Tubing/Pump Intake Depth 23.50
Arrived at: 11:40
Initial PID —
Bailing PID = —

Product In Well: Yes / No: _____(ft)

WELL DIAMETER: 0.5"
DEPTH TO WATER: NM
GRAB (x) COMPOSITE ( )
TOTAL DEPTH: 24.60
WATER COLUMN HEIGHT:
PURGE VOLUME:
[0.04 x water column height (ft) x 3 (well volumes) for 1" wells]
[0.163 x water column height (ft) x 3 (well volumes) for 2" wells]
[0.653 x water column height (ft) x 3 (well volumes) for 4" wells]
[1.47 x water column height (ft) x 3 (well volumes) for 6" wells]

TIME	VOL. PURGED ~~(gal)~~ (L)	Diss. Oxygen (+/- 10%) ✓	ORP (+/- 10 mV) ✓	pH (+/- 0.1 pH units) ✓	SPEC. COND. (ms/cm) [+/- 3%] 0.042	TEMP (°C) ✓	TURB. (NTU) [<10 NTU] ✓	Pump Rate ml/min. (& pump setting)	New Water Level
Initial: 12:24	~0.24	2.75	66.7	6.39	1.358	23.25	8.94	100 ( )	NM
12:29	0.74	2.29	13.5	6.25	1.385	23.67	8.30	100	NM.
12:34	1.24	2.08	16.2	6.21	1.398	24.06	4.93	100	NM.
12:39	1.74	1.84	19.0	6.16	1.406	24.40	4.43	100	NM.
12:44	2.24	1.77	19.6	6.15	1.406	24.48	2.83	100	NM.
12:49	2.74	1.77	20.2	6.14	1.403	24.57	2.23	100	NM
PARAMETERS ARE STABLE, WELL CAN BE SAMPLED									

NOTES: NOT SUFFICIENT RECHARGE TO FILL 2x 1L AMBERS FOR PAHs ANALYSES, 1L and ~0.3L FILLED

SAMPLE DATE: 7/17/18 SAMPLE ID: MW-306SAP-0718
SAMPLE TIME: 12:55

CONTAINER SIZE/TYPE	NO.	PRESERVATIVE	ANALYTICAL METHOD	ANALYSIS
250 ml poly	1	HNO3	6020/ 7470A	Total Metals & Hg
40 ml vial	2	HCL	8260	VOC list
1 L Amber	2	None	8270C SIM	PAHs
500 ml poly	1	NaOH	9014	CN

GENERAL INFORMATION	
WEATHER:	OVERCAST 82°F
SHIPPED VIA:	~~Delivered~~/Shipped to AES laboratory
SHIPPED TO:	AES Laboratories, 3785 Presidential Parkway, Atlanta, GA 30340
SAMPLER: A. SHOREDITS	OBSERVER:

PROJECT NAME: AGL-Augusta, Augusta, GA

FIELD SAMPLING REPORT

Project Number: 6122-15-0235

Amec Foster Wheeler, E&I
1075 BIG SHANTY ROAD NW, SUITE 100 KENNESAW GA 30144
PHONE: (770) 421-3400 / FAX: (770) 421-3486

SAMPLING EVENT: __1ST QUARTER ✓2ND QUARTER __3RD QUARTER __4TH QUARTER
MONITORING WELL TYPE: ✓Standard __ Compliance __Background __Extraction
WELL ID: MW-306TZ
WELL MATERIAL: PVC
SAMPLE METHOD: LOW FLOW/LOW VOLUME
PUMP TYPE: MASTERFLEX E/S PERI.
DUP./REP. OF: —

Top of Screened Interval (btoc): 58.5-59.5'
Screen length: 1'
Tubing/Pump Intake Depth ~~20.00~~ AS. 20.50
Arrived at: 15:40
Initial PID —
Bailing PID = —

Product In Well: Yes (No) _____(ft)
WELL DIAMETER: 0.5"
DEPTH TO WATER: _____ GRAB (x) COMPOSITE ( )
TOTAL DEPTH: 22.12
WATER COLUMN HEIGHT: _____
PURGE VOLUME: _____
[0.04 x water column height (ft) x 3 (well volumes) for 1" wells]
[0.163 x water column height (ft) x 3 (well volumes) for 2" wells]
[0.653 x water column height (ft) x 3 (well volumes) for 4" wells]
[1.47 x water column height (ft) x 3 (well volumes) for 6" wells]

TIME	VOL. PURGED ~~(gal)~~ L	✓ Diss. Oxygen (+/- 10%)	✓ ORP (+/- 10 mV)	✓ pH (+/- 0.1 pH units)	✓ SPEC. COND. (ms/cm) [+/- 3%]	✓ TEMP (°C)	✓ TURB. (NTU) [<10 NTU]	✓ Pump Rate ml/min. (& pump setting)	✓ New Water Level
Initial: 15:50	0.24	6.15	75.6	6.98	0.726	23.11	3.73	100 ( )	NM
16:00	0.74	3.16	17.5	7.03	0.723	22.96	7.47	100	NM
16:05	1.24	1.65	-27.1	7.06	0.728	23.17	NM	100	NM
16:10	1.74	0.75	-43.1	7.00	0.728	22.48	1.12	100	NM
16:15	2.24	0.56	-42.9	6.98	0.724	22.25	0.85	100	NM
16:20	2.74	0.41	-44.2	6.96	0.722	22.26	1.96	100	NM
16:25	3.24	0.33	-43.0	6.94	0.717	22.23	0.31	100	NM
16:30	3.74	0.31	-42.4	6.94	0.715	22.44	AS ~~4.98~~ 0.60	100	NM
16:35	4.24	0.29	-41.2	6.92	0.714	22.46	0.93	100	NM

PARAMETERS ARE STABLE, WELL CAN BE SAMPLED

NOTES: WATER ODOR IS SWEET

SAMPLE DATE: 7/17/2018 SAMPLE ID: MW-306TZ-0718
SAMPLE TIME: 16:40

CONTAINER SIZE/TYPE	NO.	PRESERVATIVE	ANALYTICAL METHOD	ANALYSIS
250 ml poly	1	HNO3	6020/ 7470A	Total Metals & Hg
40 ml vial	2	HCL	8260	VOC list
1 L Amber	2	None	8270C SIM	PAHs
500 ml poly	1	NaOH	9014	CN

GENERAL INFORMATION	
WEATHER:	PARTLY CLOUDY, 84°F
SHIPPED VIA:	Delivered/Shipped to AES laboratory
SHIPPED TO:	AES Laboratories, 3785 Presidential Parkway, Atlanta, GA 30340
SAMPLER: A. SHOREDITS	OBSERVER: NA

PROJECT NAME: AGL-Augusta, Augusta, GA

FIELD SAMPLING REPORT

Project Number: 6122-15-0235

Amec Foster Wheeler, E&I
1075 BIG SHANTY ROAD NW, SUITE 100 KENNESAW GA 30144
PHONE: (770) 421-3400 / FAX: (770) 421-3486

SAMPLING EVENT: __1ST QUARTER __2ND QUARTER __3RD QUARTER __4TH QUARTER
MONITORING WELL TYPE: __Standard __ Compliance __Background __Extraction
WELL ID: MW-306BR
WELL MATERIAL: PVC
SAMPLE METHOD: LOW FLOW/LOW VOLUME
PUMP TYPE: MASTERFLEX E/S PERC
DUP./REP. OF: DUP-2-0718

Top of Screened Interval (btoc): 55'-80'
Screen length: 25'
Tubing/Pump Intake Depth ±71'
Arrived at: 13:10
Initial PID —
Bailing PID = —

Product In Well: Yes (No) _____(ft)
WELL DIAMETER: 4.00"
DEPTH TO WATER: 7.10' GRAB (x) COMPOSITE ( )
TOTAL DEPTH: ±79'
WATER COLUMN HEIGHT: 71.9'
PURGE VOLUME: 533.13 L (140.85 gal)
[0.04 x water column height (ft) x 3 (well volumes) for 1" wells]
[0.163 x water column height (ft) x 3 (well volumes) for 2" wells]
[0.653 x water column height (ft) x 3 (well volumes) for 4" wells]
[1.47 x water column height (ft) x 3 (well volumes) for 6" wells]

TIME	VOL. PURGED ~~(gal)~~ L	~~0.018~~ 0.04 ✓ Diss. Oxygen (+/- 10%)	ORP (+/- 10 mV) ✓	pH (+/- 0.1 pH units) ✓	0.017 ✓ SPEC. COND. (ms/cm) [+/- 3%]	TEMP (°C) ✓	TURB. (NTU) [<10 NTU]	Pump Rate ml/min. (& pump setting)	New Water Level ✓
Initial: 14:07	0.6	4.60	-43.9	7.35	0.491	22.42	45.4	200 ( )	7.12
14:12	1.6	0.80	-95.9	7.48	0.589	21.69	25.5	200	7.12
14:17	2.6	0.59	-99.0	7.46	0.586	21.61	22.7	200	7.12
14:22	3.6	0.42	-99.5	7.47	0.568	21.62	12.2	200	7.12
14:27	4.6	0.40	-97.6	7.44	0.564	21.56	7.25	200	7.12
14:32	5.6	0.37	-91.0	7.43	0.561	21.62	9.24	200	7.12
14:37	6.6	0.36	-95.8	7.43	0.562	21.53	4.93	200	7.12

PARAMETERS ARE STABLE, WELL CAN BE SAMPLED.

NOTES: DUPLICATE SAMPLE COLLECTED
A.S.

SAMPLE DATE: 7/17/2018 SAMPLED: MW-306BR-0718 & DUP-2-0718
SAMPLE TIME: 14:40

CONTAINER SIZE/TYPE	NO.	PRESERVATIVE	ANALYTICAL METHOD	ANALYSIS
250 ml poly	x2	HNO3	6020/ 7470A	Total Metals & Hg
40 ml vial	x4	HCL	8260	VOC list
1 L Amber	x4	None	8270C SIM	PAHs
500 ml poly	x2	NaOH	9014	CN

GENERAL INFORMATION			
WEATHER:	OVERCAST, 82°F		
SHIPPED VIA:	Delivered/Shipped to AES laboratory		
SHIPPED TO:	AES Laboratories, 3785 Presidential Parkway, Atlanta, GA 30340		
SAMPLER:	A. SHOREDITS	OBSERVER:	NA

PROJECT NAME: AGL-Augusta, Augusta, GA

FIELD SAMPLING REPORT

Project Number: 6122-15-0235

Amec Foster Wheeler, E&I
1075 BIG SHANTY ROAD NW, SUITE 100 KENNESAW GA 30144
PHONE: (770) 421-3400 / FAX: (770) 421-3486

SAMPLING EVENT: __1ST QUARTER ✓2ND QUARTER __3RD QUARTER __4TH QUARTER
MONITORING WELL TYPE: ✓Standard __ Compliance __Background __Extraction
WELL ID: MW-309BR
WELL MATERIAL: PVC
SAMPLE METHOD: LOW FLOW/LOW VOLUME

DUP./REP. OF: —

Top of Screened interval (btoc): 83.7-109
Screen length: 25.3
Tubing/Pump Intake Depth 96
Arrived at: 9:05
Initial PID —
Bailing PID = —

Product In Well: Yes / No: _____(ft)

WELL DIAMETER: 4"
DEPTH TO WATER: 6.48 GRAB (x) COMPOSITE ( )
TOTAL DEPTH: (109) 106.10'
WATER COLUMN HEIGHT:
PURGE VOLUME:
[0.04 x water column height (ft) x 3 (well volumes) for 1" wells]
[0.163 x water column height (ft) x 3 (well volumes) for 2" wells]
[0.653 x water column height (ft) x 3 (well volumes) for 4" wells]
[1.47 x water column height (ft) x 3 (well volumes) for 6" wells]

TIME	VOL. PURGED ~~(gal)~~ L	Diss. Oxygen (+/- 10%) ✓	ORP (+/- 10 mV) ✓	pH (+/- 0.1 pH units) ✓	SPEC. COND. (ms/cm) [+/- 3%] ✓	TEMP (°C)	TURB. (NTU) [<10 NTU] ✓	Pump Rate ml/min. (& pump setting)	New Water Level ✓
Initial: 10:18	0.24	3.14	129.4	8.92	0.250	22.72	1.37	350 ( )	6.56
10:23	1.99	0.47	-106.6	8.18	0.330	22.36	3.12	350	6.56
10:28	3.74	0.28	-123.3	8.07	0.335	22.52	0.46	350	6.55
10:33	5.49	0.39	-128.2	8.00	0.336	22.60	0.65	350	6.54
10:38	7.24	0.64	-135.0	7.91	0.335	22.80	1.41	~~350~~ A.S.	6.53
10:43	~~8.99~~ 8.24	0.60	-131.4	7.89	0.334	22.93	0.49	200	6.53
10:48	9.24	0.54	-131.9	7.87	0.334	23.15	0.87	200	6.50
10:53	10.24	0.50	-134.8	7.85	0.333	23.12	1.37	200	6.50
10:58	11.24	0.49	-135.7	7.86	0.332	23.14	0.83	200	6.50
PARAMETERS ARE STABLE, WELL CAN BE SAMPLED									

NOTES:

SAMPLE DATE: 7/18/18 SAMPLE ID: MW-309BR
SAMPLE TIME: 11:10

CONTAINER SIZE/TYPE	NO.	PRESERVATIVE	ANALYTICAL METHOD	ANALYSIS
250 ml poly	1	HNO3	6020/ 7470A	Total Metals & Hg
40 ml vial	2	HCL	8260	VOC list
1 L Amber	2	None	8270C SIM	PAHs
500 ml poly	1	NaOH	9014	CN

GENERAL INFORMATION			
WEATHER:	SUNNY, 81°F		
SHIPPED VIA:	Delivered/Shipped to AES laboratory		
SHIPPED TO:	AES Laboratories, 3785 Presidential Parkway, Atlanta, GA 30340		
SAMPLER:	A. SHORBDITS	OBSERVER:	NA

PROJECT NAME: AGL-Augusta, Augusta, GA

FIELD SAMPLING REPORT

Project Number: 6122-15-0235

Amec Foster Wheeler, E&I
1075 BIG SHANTY ROAD NW, SUITE 100 KENNESAW GA 30144
PHONE: (770) 421-3400 / FAX: (770) 421-3486

SAMPLING EVENT: __1ST QUARTER __2ND QUARTER __3RD QUARTER __4TH QUARTER
MONITORING WELL TYPE: __Standard __ Compliance __Background __Extraction
WELL ID: MW-310SAP-0718
WELL MATERIAL: PVC
SAMPLE METHOD: PERISTALTIC

Product In Well: Yes / (No:) _____ (ft)

WELL DIAMETER: 1/2"
DUP./REP. OF: _____
DEPTH TO WATER: 12.99 GRAB (x) COMPOSITE ( )
TOTAL DEPTH: 28.46
Top of Screened interval (btoc): _____
WATER COLUMN HEIGHT: _____
Screen length: _____
PURGE VOLUME: _____
Tubing/Pump Intake Depth 27'
[0.04 x water column height (ft) x 3 (well volumes) for 1" wells]
Arrived at: _____
[0.163 x water column height (ft) x 3 (well volumes) for 2" wells]
Initial PID _____
[0.653 x water column height (ft) x 3 (well volumes) for 4" wells]
Bailing PID = _____
[1.47 x water column height (ft) x 3 (well volumes) for 6" wells]

TIME	VOL. PURGED (gal)	Diss. Oxygen (+/- 10%)	ORP (+/- 10 mV)	pH (+/- 0.1 pH units)	SPEC. COND. (ms/cm) [+/- 3%]	TEMP (°C)	TURB. (NTU) [<10 NTU]	Pump Rate ml/min. (& pump setting)	New Water Level
Initial: 1025	0.25	1.99	124.1	6.39	0.442	23.96	3.83	100 ( )	—
1035	0.5	0.61	136.4	6.05	0.446	24.49	1.73	100	—
1045	0.75	0.33	135.9	5.96	0.448	25.31	1.62	100	—
1055	1.0	0.11	130.8	5.93	0.456	25.73	0.56	100	—
1105	1.25	0.10	120.3	5.82	0.457	25.87	0.67	100	—
1115	1.5	0.11	119.1	5.82	0.458	25.90	0.53	100	—
1125	1.75	0.10	116.6	5.81	0.457	26.00	0.58	100	—
1130	Collect Sample								

NOTES:

SAMPLE DATE: 7-18-18
SAMPLE TIME: 1130

CONTAINER SIZE/TYPE	NO.	PRESERVATIVE	ANALYTICAL METHOD	ANALYSIS
250 ml poly	1	HNO3	6020/ 7470A	Total Metals & Hg
40 ml vial	2	HCL	8260	VOC list
1 L Amber	2	None	8270C SIM	PAHs
500 ml poly	1	NaOH	9014	CN

GENERAL INFORMATION		
WEATHER:	CLOUDY - HOT - HUMID	
SHIPPED VIA:	Delivered/Shipped to AES laboratory	
SHIPPED TO:	AES Laboratories, 3785 Presidential Parkway, Atlanta, GA 30340	
SAMPLER: EVER GUILLEN		OBSERVER:

PROJECT NAME: AGL-Augusta, Augusta, GA

FIELD SAMPLING REPORT

Project Number: 6122-15-0235

Amec Foster Wheeler, E&I
1075 BIG SHANTY ROAD NW, SUITE 100 KENNESAW GA 30144
PHONE: (770) 421-3400 / FAX: (770) 421-3486

SAMPLING EVENT: __1ST QUARTER __2ND QUARTER __3RD QUARTER __4TH QUARTER
MONITORING WELL TYPE: __Standard __ Compliance __Background __Extraction
WELL ID: MW-310BR-0718
WELL MATERIAL: PVC
SAMPLE METHOD: PERISTALTIC

Product In Well: Yes / No: _____(ft)

WELL DIAMETER: 4"
DEPTH TO WATER: 14.87 GRAB (x) COMPOSITE ( )
TOTAL DEPTH: 66.74
WATER COLUMN HEIGHT: _____
PURGE VOLUME: _____
[0.04 x water column height (ft) x 3 (well volumes) for 1" wells]
[0.163 x water column height (ft) x 3 (well volumes) for 2" wells]
[0.653 x water column height (ft) x 3 (well volumes) for 4" wells]
[1.47 x water column height (ft) x 3 (well volumes) for 6" wells]

DUP./REP. OF: _____

Top of Screened interval (btoc): _____
Screen length: _____
Tubing/Pump Intake Depth 65'
Arrived at: _____
Initial PID _____
Bailing PID = _____

TIME	VOL. PURGED (gal)	Diss. Oxygen (+/- 10%)	ORP (+/- 10 mV)	pH (+/- 0.1 pH units)	SPEC. COND. (ms/cm) [+/- 3%]	TEMP (°C)	TURB. (NTU) [<10 NTU]	Pump Rate ml/min. (& pump setting)	New Water Level
Initial: 900	0.25	3.39	220.8	6.68	0.653	21.78	15.2	200 ( )	14.92
905	0.5	2.48	205.0	6.71	0.632	21.58	22.9	200	14.92
910	0.75	2.20	91.7	6.75	0.616	21.54	14.4	200	14.92
915	1.0	2.03	49.3	6.77	0.606	21.73	11.6	200	14.92
920	1.25	1.92	29.4	6.78	0.605	21.67	8.33	200	14.92
925	1.5	1.87	23.5	6.78	0.595	21.63	7.42	200	14.92
930	1.75	1.85	22.3	6.78	0.593	21.64	6.58	200	14.92
935	2.0	1.86	19.4	6.78	0.590	21.56	5.79	200	14.92
940	Collect Sample								

NOTES:

SAMPLE DATE: 7-18-18
SAMPLE TIME: 940

CONTAINER SIZE/TYPE	NO.	PRESERVATIVE	ANALYTICAL METHOD	ANALYSIS
250 ml poly	1	HNO3	6020/ 7470A	Total Metals & Hg
40 ml vial	2	HCL	8260	VOC list
1 L Amber	2	None	8270C SIM	PAHs
500 ml poly	1	NaOH	9014	CN

GENERAL INFORMATION	
WEATHER:	CLOUDY - HOT - HUMID
SHIPPED VIA:	Delivered/Shipped to AES laboratory
SHIPPED TO:	AES Laboratories, 3785 Presidential Parkway, Atlanta, GA 30340
SAMPLER: EVER GUILLEN	OBSERVER:

PROJECT NAME: AGL-Augusta, Augusta, GA

FIELD SAMPLING REPORT

Project Number: 6122-15-0235

Amec Foster Wheeler, E&I
1075 BIG SHANTY ROAD NW, SUITE 100 KENNESAW GA 30144
PHONE: (770) 421-3400 / FAX: (770) 421-3486

SAMPLING EVENT: __1ST QUARTER __2ND QUARTER __3RD QUARTER __4TH QUARTER
MONITORING WELL TYPE: __Standard __ Compliance __Background __Extraction
WELL ID: MW-311-0718
WELL MATERIAL: PVC
SAMPLE METHOD: Peristaltic Pump

DUP./REP. OF:

Top of Screened interval (btoc):
Screen length:
Tubing/Pump Intake Depth 30.5 ft BTOC
Arrived at: 14:45
Initial PID
Bailing PID =

Product In Well: Yes / No: No (ft)

WELL DIAMETER: 2"
DEPTH TO WATER: 5.57 GRAB (x) COMPOSITE ( )
TOTAL DEPTH: 32.60
WATER COLUMN HEIGHT:
PURGE VOLUME:
[0.04 x water column height (ft) x 3 (well volumes) for 1" wells]
[0.163 x water column height (ft) x 3 (well volumes) for 2" wells]
[0.653 x water column height (ft) x 3 (well volumes) for 4" wells]
[1.47 x water column height (ft) x 3 (well volumes) for 6" wells]

TIME	VOL. PURGED (gal)	Diss. Oxygen (+/- 10%)	ORP (+/- 10 mV)	pH (+/- 0.1 pH units)	SPEC. COND. (ms/cm) [+/- 3%]	TEMP (°C)	TURB. (NTU) [<10 NTU]	Pump Rate ml/min. (& pump setting)	New Water Level
Initial: 15:34	0	1.71	-77.8	6.56	0.312	24.26	3.96	200 ( )	5.57
15:44	0.5	0.67	-68.0	6.77	0.309	23.45	4.40	200	8.70
15:54	1.0	0.53	-63.8	6.79	0.310	23.50	6.02	200	11.35
16:04	1.5	0.33	-56.8	6.88	0.309	23.69	4.37	200	14.05
16:09	1.7	0.30	-57.7	6.89	0.308	24.19	4.00	200	15.20
16:14	1.9	0.27	-59.9	6.90	0.308	24.63	3.53	200	16.35
16:17	Collected Sample from MW-311-0718								

NOTES:

SAMPLE DATE: 7-17-18
SAMPLE TIME: 16:17

CONTAINER SIZE/TYPE	NO.	PRESERVATIVE	ANALYTICAL METHOD	ANALYSIS
250 ml poly	1	HNO3	6020/ 7470A	Total Metals & Hg
40 ml vial	2	HCL	8260	VOC list
1 L Amber	2	None	8270C SIM	PAHs
500 ml poly	1	NaOH	9014	CN

GENERAL INFORMATION	
WEATHER:	Hot, Humid, Sunny
SHIPPED VIA:	Delivered/Shipped to AES laboratory
SHIPPED TO:	AES Laboratories, 3785 Presidential Parkway, Atlanta, GA 30340
SAMPLER: BEN RHINER	OBSERVER:

PROJECT NAME: AGL-Augusta, Augusta, GA

FIELD SAMPLING REPORT

Project Number: 6122-15-0235

Amec Foster Wheeler, E&I
1075 BIG SHANTY ROAD NW, SUITE 100 KENNESAW GA 30144
PHONE: (770) 421-3400 / FAX: (770) 421-3486

SAMPLING EVENT: __1ST QUARTER ✓2ND QUARTER __3RD QUARTER __4TH QUARTER
MONITORING WELL TYPE: ✓Standard __ Compliance __Background __Extraction
WELL ID: MW-313
WELL MATERIAL: PVC
SAMPLE METHOD: LOW FLOW/LOW VOLUME
PUMP TYPE: MASTERFLEX E/S PERI
DUP./REP. OF: —

Product In Well: Yes (No) _____(ft)
WELL DIAMETER: 4"
DEPTH TO WATER: 5.49
GRAB (x) COMPOSITE ( )
TOTAL DEPTH: (82.52) 85.56
WATER COLUMN HEIGHT:
PURGE VOLUME:
[0.04 x water column height (ft) x 3 (well volumes) for 1" wells]
[0.163 x water column height (ft) x 3 (well volumes) for 2" wells]
[0.653 x water column height (ft) x 3 (well volumes) for 4" wells]
[1.47 x water column height (ft) x 3 (well volumes) for 6" wells]

Top of Screened interval (btoc):
Screen length:
Tubing/Pump Intake Depth 75'
Arrived at:
Initial PID —
Bailing PID = —

TIME	VOL. PURGED (gal) L	Diss. Oxygen (+/- 10%)	ORP (+/- 10 mV)	pH (+/- 0.1 pH units)	SPEC. COND. (ms/cm) [+/- 3%]	TEMP (°C)	TURB. (NTU) [<10 NTU]	Pump Rate ml/min. (& pump setting)	New Water Level
Initial: 9:55	0.24	4.47	49.2	9.58	0.298	25.64	10.3	200 ( )	5.50
10:00	1.24	0.70	8.6	8.23	0.340	25.76	10.8	200	5.50
10:05	2.24	0.49	-50.7	7.86	0.348	25.51	9.03	200	5.50
10:10	3.24	0.48	-61.9	7.78	0.347	25.62	9.07	200	5.50
10:15	4.24	0.50	-71.9	7.74	0.347	25.44	4.32	200	5.50
10:20	5.24	0.47	-71.4	7.73	0.346	25.33	3.92	200	5.50
PARAMETERS ARE STABLE, WELL CAN BE SAMPLED									

NOTES: SMALL ORANGE PARTICLES IN WATER.

SAMPLE DATE: 7/19/18 SAMPLE ID: MW-313-0718
SAMPLE TIME: 10:25

CONTAINER SIZE/TYPE	NO.	PRESERVATIVE	ANALYTICAL METHOD	ANALYSIS
250 ml poly	1	HNO3	6020/ 7470A	Total Metals & Hg
40 ml vial	2	HCL	8260	VOC list
1 L Amber	2	None	8270C SIM	PAHs
500 ml poly	1	NaOH	9014	CN

GENERAL INFORMATION			
WEATHER:	PARTLY CLOUDY, 82°F		
SHIPPED VIA:	Delivered/Shipped to AES laboratory		
SHIPPED TO:	AES Laboratories, 3785 Presidential Parkway, Atlanta, GA 30340		
SAMPLER:	A. SHOREDITS	OBSERVER:	NA

PROJECT NAME: AGL-Augusta, Augusta, GA

FIELD SAMPLING REPORT

Project Number: 6122-15-0235

Amec Foster Wheeler, E&I
1075 BIG SHANTY ROAD NW, SUITE 100 KENNESAW GA 30144
PHONE: (770) 421-3400 / FAX: (770) 421-3486

SAMPLING EVENT: __1ST QUARTER ✓ 2ND QUARTER __3RD QUARTER __4TH QUARTER
MONITORING WELL TYPE: ✓ Standard __ Compliance __Background __Extraction
WELL ID: MW-315
WELL MATERIAL: PVC
SAMPLE METHOD: LOW FLOW / LOW VOLUME
PUMP TYPE: MASTERFLEX E/S PERI-
DUP./REP. OF: —

Product In Well: Yes / No: _____(ft)

WELL DIAMETER: _____
DEPTH TO WATER: 6.51 GRAB (x) COMPOSITE ( )
TOTAL DEPTH: (85.90) 85.80
WATER COLUMN HEIGHT: _____

Top of Screened interval (btoc): _____
Screen length: _____
Tubing/Pump Intake Depth 81'
Arrived at: 07:43
Initial PID ~
Bailing PID = —

PURGE VOLUME: _____
[0.04 x water column height (ft) x 3 (well volumes) for 1" wells]
[0.163 x water column height (ft) x 3 (well volumes) for 2" wells]
[0.653 x water column height (ft) x 3 (well volumes) for 4" wells]
[1.47 x water column height (ft) x 3 (well volumes) for 6" wells]

TIME	VOL. PURGED ~~(gal)~~ (L)	Diss. Oxygen (+/- 10%) ✓	ORP (+/- 10 mV) ✓	pH (+/- 0.1 pH units) ✓	SPEC. COND. (ms/cm) [+/- 3%] 0.02	TEMP (°C) ✓	TURB. (NTU) [<10 NTU]	Pump Rate ml/min. (& pump setting)	New Water Level ✓
Initial: 08:19	0.25	9.12	12.8	7.00	0.498	24.00	1.85	200 ( )	6.53
08:24	1.25	1.37	-68.6	7.11	0.622	23.81	1.69	300	6.54
08:28	2.75	0.65	-72.1	7.01	0.621	23.37	1.63	300	6.54
08:34	4.25	0.40	-68.7	6.95	0.612	23.46	0.96	300	6.54
08:38	5.75	0.39	-66.6	6.90	0.607	23.54	0.92	300	6.54
08:44	7.25	0.40	-64.7	6.87	0.603	23.50	0.94	300	6.54

PARAMETERS ARE STABLE, WELL CAN BE SAMPLED

NOTES:

SAMPLE DATE: 7/20/18 SAMPLE ID: MW-315-0718
SAMPLE TIME: 08:45

CONTAINER SIZE/TYPE	NO.	PRESERVATIVE	ANALYTICAL METHOD	ANALYSIS
250 ml poly	1	HNO3	6020/ 7470A	Total Metals & Hg
40 ml vial	2	HCL	8260	VOC list
1 L Amber	2	None	8270C SIM	PAHs
500 ml poly	1	NaOH	9014	CN

GENERAL INFORMATION			
WEATHER:	OVERCAST, 76°F		
SHIPPED VIA:	Delivered/Shipped to AES laboratory		
SHIPPED TO:	AES Laboratories, 3785 Presidential Parkway, Atlanta, GA 30340		
SAMPLER:	A. SHOREDITS	OBSERVER:	NA

PROJECT NAME: AGL-Augusta, Augusta, GA

FIELD SAMPLING REPORT

Project Number: 6122-15-0235

Amec Foster Wheeler, E&I
1075 BIG SHANTY ROAD NW, SUITE 100 KENNESAW GA 30144
PHONE: (770) 421-3400 / FAX: (770) 421-3486

SAMPLING EVENT: __1ST QUARTER __2ND QUARTER __3RD QUARTER __4TH QUARTER
MONITORING WELL TYPE: __Standard __ Compliance __Background __Extraction
WELL ID: MW-318-0718
WELL MATERIAL: PVC
SAMPLE METHOD: PERISTALTIC

DUP./REP. OF:_____

Top of Screened interval (btoc):_____
Screen length:_____
Tubing/Pump Intake Depth 72'
Arrived at:_____
Initial PID _____
Bailing PID = _____

Product In Well: Yes / No: _____(ft)

WELL DIAMETER: 4"
DEPTH TO WATER: 6.87 GRAB (x) COMPOSITE ( )
TOTAL DEPTH: 73.18
WATER COLUMN HEIGHT:_____
PURGE VOLUME:_____
[0.04 x water column height (ft) x 3 (well volumes) for 1" wells]
[0.163 x water column height (ft) x 3 (well volumes) for 2" wells]
[0.653 x water column height (ft) x 3 (well volumes) for 4" wells]
[1.47 x water column height (ft) x 3 (well volumes) for 6" wells]

TIME	VOL. PURGED (gal)	Diss. Oxygen (+/- 10%)	ORP (+/- 10 mV)	pH (+/- 0.1 pH units)	SPEC. COND. (ms/cm) [+/- 3%]	TEMP (°C)	TURB. (NTU) [<10 NTU]	Pump Rate ml/min. (& pump setting)	New Water Level
Initial: 1535	0.25	0.13	-73.2	6.79	0.698	24.78	10.5	200 ( )	6.92
1540	0.5	0.22	-76.6	6.77	0.698	24.54	3.48	200	6.92
1545	0.75	0.24	-77.3	6.76	0.698	24.45	3.01	200	6.92
1550	1.0	0.25	-79.1	6.76	0.696	24.49	2.36	200	6.92
1555	1.25	0.24	-79.9	6.75	0.696	24.52	2.20	200	6.92
1600	Collect Sample								

NOTES:

SAMPLE DATE: 7-19-18
SAMPLE TIME: 1600

CONTAINER SIZE/TYPE	NO.	PRESERVATIVE	ANALYTICAL METHOD	ANALYSIS
250 ml poly	1	HNO3	6020/ 7470A	Total Metals & Hg
40 ml vial	2	HCL	8260	VOC list
1 L Amber	2	None	8270C SIM	PAHs
500 ml poly	1	NaOH	9014	CN

GENERAL INFORMATION			
WEATHER:	HOT - HUMID - CLOUDY - SOME RAIN		
SHIPPED VIA:	Delivered/Shipped to AES laboratory		
SHIPPED TO:	AES Laboratories, 3785 Presidential Parkway, Atlanta, GA 30340		
SAMPLER:	EVER GUILLEN	OBSERVER:	

PROJECT NAME: AGL-Augusta, Augusta, GA

FIELD SAMPLING REPORT

Project Number: 6122-15-0235

Amec Foster Wheeler, E&I
1075 BIG SHANTY ROAD NW, SUITE 100 KENNESAW GA 30144
PHONE: (770) 421-3400 / FAX: (770) 421-3486

SAMPLING EVENT: __1ST QUARTER __2ND QUARTER __3RD QUARTER __4TH QUARTER
MONITORING WELL TYPE: __Standard __ Compliance __Background __Extraction
WELL ID: MW-319-0718
WELL MATERIAL: PVC
SAMPLE METHOD: PERISTALTIC

Product In Well: Yes / No: _____(ft)

DUP./REP. OF: _____

WELL DIAMETER: ~~2"~~ 4"
DEPTH TO WATER: 7.92 GRAB (x) COMPOSITE ( )
TOTAL DEPTH: 79.50
WATER COLUMN HEIGHT: _____

Top of Screened interval (btoc): _____
Screen length: _____
Tubing/Pump Intake Depth 78.0
Arrived at: _____
Initial PID _____
Bailing PID = _____

PURGE VOLUME: _____
[0.04 x water column height (ft) x 3 (well volumes) for 1" wells]
[0.163 x water column height (ft) x 3 (well volumes) for 2" wells]
[0.653 x water column height (ft) x 3 (well volumes) for 4" wells]
[1.47 x water column height (ft) x 3 (well volumes) for 6" wells]

TIME	VOL. PURGED (gal)	Diss. Oxygen (+/- 10%)	ORP (+/- 10 mV)	pH (+/- 0.1 pH units)	SPEC. COND. (ms/cm) [+/- 3%]	TEMP (°C)	TURB. (NTU) [<10 NTU]	Pump Rate ml/min. (& pump setting)	New Water Level
Initial: 920	0.25	2.03	12.9	6.48	0.380	22.33	6.46	200 ( )	8.11
925	0.5	1.86	11.3	6.50	0.382	22.31	4.69	200	8.11
930	0.75	1.87	6.1	6.59	0.394	22.22	3.06	200	8.11
935	1.0	1.82	2.8	6.61	0.398	22.19	2.93	200	8.11
940	1.25	1.81	1.7	6.65	0.399	22.17	2.50	200	8.11
945	1.5	1.80	1.2	6.68	0.399	22.23	2.23	200	8.11
950	Collect Sample								

NOTES:

SAMPLE DATE: 7-20-19
SAMPLE TIME: 950

CONTAINER SIZE/TYPE	NO.	PRESERVATIVE	ANALYTICAL METHOD	ANALYSIS
250 ml poly	1	HNO3	6020/ 7470A	Total Metals & Hg
40 ml vial	2	HCL	8260	VOC list
1 L Amber	2	None	8270C SIM	PAHs
500 ml poly	1	NaOH	9014	CN

GENERAL INFORMATION	
WEATHER:	HOT - HUMID - CLOUDY - SOME RAIN
SHIPPED VIA:	Delivered/Shipped to AES laboratory
SHIPPED TO:	AES Laboratories, 3785 Presidential Parkway, Atlanta, GA 30340
SAMPLER: EVER GUILLEN	OBSERVER:

PROJECT NAME: AGL-Augusta, Augusta, GA

FIELD SAMPLING REPORT

Project Number: 6122-15-0235

Amec Foster Wheeler, E&I
1075 BIG SHANTY ROAD NW, SUITE 100 KENNESAW GA 30144
PHONE: (770) 421-3400 / FAX: (770) 421-3486

SAMPLING EVENT: __1ST QUARTER __2ND QUARTER __3RD QUARTER __4TH QUARTER
MONITORING WELL TYPE: __Standard __ Compliance __Background __Extraction
WELL ID: MW-320-0718
WELL MATERIAL: PVC
SAMPLE METHOD: PERISTALTIC

DUP./REP. OF: ~~MW-32~~ MW-320-0718 MS+MSD

Top of Screened interval (btoc):_____
Screen length:_____
Tubing/Pump Intake Depth 67'
Arrived at:_____
Initial PID _____
Bailing PID = _____

Product In Well: Yes / No: _____(ft)

WELL DIAMETER: 4"
DEPTH TO WATER: 7.49 GRAB (x) COMPOSITE ( )
TOTAL DEPTH: 68.6
WATER COLUMN HEIGHT:_____
PURGE VOLUME:_____
[0.04 x water column height (ft) x 3 (well volumes) for 1" wells]
[0.163 x water column height (ft) x 3 (well volumes) for 2" wells]
[0.653 x water column height (ft) x 3 (well volumes) for 4" wells]
[1.47 x water column height (ft) x 3 (well volumes) for 6" wells]

TIME	VOL. PURGED (gal)	Diss. Oxygen (+/- 10%)	ORP (+/- 10 mV)	pH (+/- 0.1 pH units)	SPEC. COND. (ms/cm) [+/- 3%]	TEMP (°C)	TURB. (NTU) [<10 NTU]	Pump Rate ml/min. (& pump setting)	New Water Level
Initial: 1050	0.25	5.73	-82.1	8.18	0.206	25.50	7.53	200 ( )	7.56
1055	0.5	2.32	-9.5	6.87	0.250	24.94	7.28	200	7.67
1100	0.75	1.95	-4.3	6.78	0.252	24.99	6.47	200	7.67
1105	1.0	1.77	-1.1	6.72	0.254	24.92	5.80	200	7.67
1110	1.25	1.74	-0.2	6.71	0.254	24.93	5.69	200	7.67
1115	1.5	1.71	0.01	6.71	0.254	24.90		200	7.67
1120	Collect Sample								

NOTES: ALSO Collected MW-320-0718 MS & MW-320-0718 MSD @ 1120

SAMPLE DATE: 7-20-18
SAMPLE TIME: 1120

CONTAINER SIZE/TYPE	NO.	PRESERVATIVE	ANALYTICAL METHOD	ANALYSIS
250 ml poly	1	HNO3	6020/ 7470A	Total Metals & Hg
40 ml vial	2	HCL	8260	VOC list
1 L Amber	2	None	8270C SIM	PAHs
250 ml poly	1	NaOH	9014	CN

GENERAL INFORMATION			
WEATHER:	HOT-HUMID-CLOUDY-Some RAIN		
SHIPPED VIA:	Delivered/Shipped to AES laboratory		
SHIPPED TO:	AES Laboratories, 3785 Presidential Parkway, Atlanta, GA 30340		
SAMPLER: EVER GUILLEN		OBSERVER:	

PROJECT NAME: AGL-Augusta, Augusta, GA

FIELD SAMPLING REPORT

Project Number: 6122-15-0235

Amec Foster Wheeler, E&I
1075 BIG SHANTY ROAD NW, SUITE 100 KENNESAW GA 30144
PHONE: (770) 421-3400 / FAX: (770) 421-3486

SAMPLING EVENT: __1ST QUARTER ✓2ND QUARTER __3RD QUARTER __4TH QUARTER
MONITORING WELL TYPE: ✓Standard __ Compliance __Background __Extraction
WELL ID: MW-325
WELL MATERIAL: PVC
SAMPLE METHOD: LOW FLOW/LOW VOLUME PUMP TYPE: MASTERFLEX E/S PERI
DUP./REP. OF: —

Product In Well: Yes / No: _____ (ft)
WELL DIAMETER: 4"
DEPTH TO WATER: 8.73 GRAB (x) COMPOSITE ( )
TOTAL DEPTH: _____
WATER COLUMN HEIGHT: _____
PURGE VOLUME: _____

Top of Screened interval (btoc): _____
Screen length: _____
Tubing/Pump Intake Depth 100'
Arrived at: 13:33
Initial PID —
Bailing PID = —

[0.04 x water column height (ft) x 3 (well volumes) for 1" wells]
[0.163 x water column height (ft) x 3 (well volumes) for 2" wells]
[0.653 x water column height (ft) x 3 (well volumes) for 4" wells]
[1.47 x water column height (ft) x 3 (well volumes) for 6" wells]

TIME	VOL. PURGED (gal)	Diss. Oxygen (+/- 10%)	ORP (+/- 10 mV)	pH (+/- 0.1 pH units) ✓	SPEC. COND. (ms/cm) [+/- 3%] ✓	TEMP (°C)	TURB. (NTU) [<10 NTU]	Pump Rate ml/min. (& pump setting)	New Water Level
Initial: 15:14	0.25	4.05	66.4	8.19	0.234	27.42	654	200 ( )	9.20
15:19	1.25	4.11	13.2	8.05	0.230	26.95	318	200	9.60
15:24	2.25	3.99	0.1	8.02	0.228	27.05	292	100	9.80
15:29	2.75	3.16	-23.6	7.92	0.227	27.40	176	200	9.93
15:34	3.75	3.12	-29.6	7.96	0.225	26.91	100	200	10.33
15:39	4.75	2.73	-29.7	7.94	0.224	26.94	70.2	200	10.75
15:44	5.75	0.34	-34.4	7.88	0.221	27.15	29.3	200	10.98
15:49	6.75	0.27	-28.5	7.86	0.221	27.07	25.0	200	11.32
15:54	7.75	0.22	-33.5	7.82	0.219	27.68	14.3	200	11.59
15:59	8.75	0.23	-33.6	7.81	0.220	27.63	10.7	200	11.80
16:04	9.75	0.24	-39.7	7.78	0.219	27.60	9.23	200	12.04

PARAMETERS ARE STABLE, WELL CAN BE SAMPLED

NOTES: INITIAL WATER IS WHITE TURBID

SAMPLE DATE: 7/19/18 SAMPLED ID: MW-325-0718
SAMPLE TIME: 16:15

CONTAINER SIZE/TYPE	NO.	PRESERVATIVE	ANALYTICAL METHOD	ANALYSIS
250 ml poly	1	HNO3	6020/ 7470A	Total Metals & Hg
40 ml vial	2	HCL	8260	VOC list
1 L Amber	2	None	8270C SIM	PAHs
500 ml poly	1	NaOH	9014	CN

GENERAL INFORMATION	
WEATHER:	SUNNY, 92°F
SHIPPED VIA:	Delivered/Shipped to AES laboratory
SHIPPED TO:	AES Laboratories, 3785 Presidential Parkway, Atlanta, GA 30340
SAMPLER: A. SHOREDATS	OBSERVER: NA

PROJECT NAME: AGL-Augusta, Augusta, GA

FIELD SAMPLING REPORT

Project Number: 6122-15-0235

Amec Foster Wheeler, E&I
1075 BIG SHANTY ROAD NW, SUITE 100 KENNESAW GA 30144
PHONE: (770) 421-3400 / FAX: (770) 421-3486

SAMPLING EVENT: __1ST QUARTER __2ND QUARTER __3RD QUARTER __4TH QUARTER
MONITORING WELL TYPE: __Standard __ Compliance __Background __Extraction
WELL ID: MW-4025-0718
WELL MATERIAL: PVC
SAMPLE METHOD: PERISTALTIC

Product In Well: Yes / No: _____(ft)

WELL DIAMETER: 2"
DUP./REP. OF: _____
DEPTH TO WATER: 11.63 GRAB (x) COMPOSITE ( )
TOTAL DEPTH: 19.48
Top of Screened interval (btoc): _____
WATER COLUMN HEIGHT: _____
Screen length: _____
PURGE VOLUME: _____
Tubing/Pump Intake Depth 18'
[0.04 x water column height (ft) x 3 (well volumes) for 1" wells]
Arrived at: _____
[0.163 x water column height (ft) x 3 (well volumes) for 2" wells]
Initial PID _____
[0.653 x water column height (ft) x 3 (well volumes) for 4" wells]
Bailing PID = _____
[1.47 x water column height (ft) x 3 (well volumes) for 6" wells]

TIME	VOL. PURGED (gal)	Diss. Oxygen (+/- 10%)	ORP (+/- 10 mV)	pH (+/- 0.1 pH units)	SPEC. COND. (ms/cm) [+/- 3%]	TEMP (°C)	TURB. (NTU) [<10 NTU]	Pump Rate ml/min. (& pump setting)	New Water Level
Initial: 1445	0.25	1.67	138.1	6.40	0.579	24.72	4.23	200 ( )	11.69
1450	0.5	0.05	126.5	6.14	0.571	23.57	3.35	200	11.69
1455	0.75	0.08	126.7	6.14	0.568	23.58	2.61	200	11.69
1500	1.0	0.12	125.9	6.14	0.568	23.69	2.53	200	11.69
1505	1.25	0.11	126.1	6.14	0.567	23.66	2.42	200	11.69
1510	1.50	0.12	126.3	6.15	0.566	23.71	2.20	200	11.69
1515	Collect Sample								

NOTES:

SAMPLE DATE: 7-17-18
SAMPLE TIME: 1515

CONTAINER SIZE/TYPE	NO.	PRESERVATIVE	ANALYTICAL METHOD	ANALYSIS
250 ml poly	1	HNO3	6020/ 7470A	Total Metals & Hg
40 ml vial	2	HCL	8260	VOC list
1 L Amber	2	None	8270C SIM	PAHs
500 ml poly	1	NaOH	9014	CN

GENERAL INFORMATION	
WEATHER:	Hot- Humid - Some Clouds
SHIPPED VIA:	Delivered/Shipped to AES laboratory
SHIPPED TO:	AES Laboratories, 3785 Presidential Parkway, Atlanta, GA 30340
SAMPLER: EVER GUILLEN	OBSERVER:

PROJECT NAME: AGL-Augusta, Augusta, GA

FIELD SAMPLING REPORT

Project Number: 6122-15-0235

Amec Foster Wheeler, E&I
1075 BIG SHANTY ROAD NW, SUITE 100 KENNESAW GA 30144
PHONE: (770) 421-3400 / FAX: (770) 421-3486

SAMPLING EVENT: __1ST QUARTER __2ND QUARTER __3RD QUARTER __4TH QUARTER
MONITORING WELL TYPE: __Standard __ Compliance __Background __Extraction
WELL ID: MW-402D-0718
WELL MATERIAL: PVC
SAMPLE METHOD: PERISTALTIC

Product In Well: Yes / No: _____(ft)

WELL DIAMETER: 2"
DEPTH TO WATER: 11.76 GRAB (x) COMPOSITE ( )
TOTAL DEPTH: 26.68
WATER COLUMN HEIGHT: _____
PURGE VOLUME: _____
[0.04 x water column height (ft) x 3 (well volumes) for 1" wells]
[0.163 x water column height (ft) x 3 (well volumes) for 2" wells]
[0.653 x water column height (ft) x 3 (well volumes) for 4" wells]
[1.47 x water column height (ft) x 3 (well volumes) for 6" wells]

DUP./REP. OF: _____

Top of Screened interval (btoc): _____
Screen length: _____
Tubing/Pump Intake Depth 25.0'
Arrived at: _____
Initial PID _____
Bailing PID = _____

TIME	VOL. PURGED (gal)	Diss. Oxygen (+/- 10%)	ORP (+/- 10 mV)	pH (+/- 0.1 pH units)	SPEC. COND. (ms/cm) [+/- 3%]	TEMP (°C)	TURB. (NTU) [<10 NTU]	Pump Rate ml/min. (& pump setting)	New Water Level
Initial: 1540	0.25	4.96	111.7	6.48	0.110	23.78	272	200 ( )	11.78
1545	0.5	2.68	132.3	6.16	0.157	22.71	87.2	200	11.78
1550	0.75	1.63	149.3	6.00	0.346	23.16	27.2	200	11.78
1555	1.0	1.31	146.9	6.06	0.375	23.24	8.87	200	11.78
1600	1.25	0.53	143.7	6.13	0.463	23.45	5.75	200	11.78
1605	1.50	0.57	140.1	6.18	0.577	23.27	14.3	200	11.78
1610	1.75	0.36	137.2	6.20	0.594	23.12	8.50	200	11.78
1615	2.0	0.09	135.2	6.19	0.612	22.75	8.39	200	11.78
1620	2.25	0.05	134.3	6.19	0.619	22.73	3.70	200	11.78
1625	2.50	0.04	133.9	6.19	0.619	22.72	3.04	200	11.78
1630	Collect Sample								

NOTES:

SAMPLE DATE: 7-17-18
SAMPLE TIME: 1630

CONTAINER SIZE/TYPE	NO.	PRESERVATIVE	ANALYTICAL METHOD	ANALYSIS
250 ml poly	1	HNO3	6020/ 7470A	Total Metals & Hg
40 ml vial	2	HCL	8260	VOC list
1 L Amber	2	None	8270C SIM	PAHs
500 ml poly	1	NaOH	9014	CN

GENERAL INFORMATION	
WEATHER:	CLOUDY - HOT - HUMID
SHIPPED VIA:	Delivered/Shipped to AES laboratory
SHIPPED TO:	AES Laboratories, 3785 Presidential Parkway, Atlanta, GA 30340
SAMPLER: EVER GUILLEN	OBSERVER:

PROJECT NAME: AGL-Augusta, Augusta, GA

FIELD SAMPLING REPORT

Project Number: 6122-15-0235

Amec Foster Wheeler, E&I
1075 BIG SHANTY ROAD NW, SUITE 100 KENNESAW GA 30144
PHONE: (770) 421-3400 / FAX: (770) 421-3486

SAMPLING EVENT: __1ST QUARTER __2ND QUARTER __3RD QUARTER __4TH QUARTER
MONITORING WELL TYPE: __Standard __ Compliance __Background __Extraction
WELL ID: MW-404DR-0718
WELL MATERIAL: PVC
SAMPLE METHOD: PERISTALTIC

DUP./REP. OF:_____

Top of Screened interval (btoc):_____
Screen length:_____
Tubing/Pump Intake Depth 20.5
Arrived at:_____
Initial PID _____
Bailing PID = _____

Product In Well: Yes / No: _____(ft)

WELL DIAMETER: 2"
DEPTH TO WATER: 7.18 GRAB (x) COMPOSITE ( )
TOTAL DEPTH: 21.53
WATER COLUMN HEIGHT: 14.35 X .16 = 2.29 X 3 = 6.87
PURGE VOLUME: 6.87
[0.04 x water column height (ft) x 3 (well volumes) for 1" wells]
[0.163 x water column height (ft) x 3 (well volumes) for 2" wells]
[0.653 x water column height (ft) x 3 (well volumes) for 4" wells]
[1.47 x water column height (ft) x 3 (well volumes) for 6" wells]

TIME	VOL. PURGED (gal)	Diss. Oxygen (+/- 10%)	ORP (+/- 10 mV)	pH (+/- 0.1 pH units)	SPEC. COND. (ms/cm) [+/- 3%]	TEMP (°C)	TURB. (NTU) [<10 NTU]	Pump Rate ml/min. (& pump setting)	New Water Level
Initial: 1450	0.25	0.51	-26.6	6.09	0.491	22.35	6.38	200 ( )	7.92
1455	0.5	0.07	-42.2	6.11	0.294	22.92	6.35	200	8.79
1459	1.0	0.83	-25.1	6.21	0.127	23.91	5.94	500	10.33
1503	1.5	1.39	6.1	6.12	0.117	22.73	4.40	500	13.61
1507	2.0	1.42	37.0	6.12	0.102	22.57	4.55	500	15.23
1511	2.5	1.41	40.6	6.13	0.101	22.53	3.99	500	16.73
1515	3.0	1.42	49.9	6.09	0.097	22.59	9.07	500	17.58
1519	3.5	0.70	30.7	6.08	0.184	22.10	7.06	500	17.96
1523	4.0	0.67	32.3	6.11	0.259	21.90	4.66	500	18.71
1527	4.5	0.93	38.3	6.13	0.291	21.98	2.92	500	19.31
1531	5.0	1.19	51.1	6.16	0.353	21.81	2.06	500	19.48
1535	5.5	0.62	59.2	6.12	0.448	21.80	1.46	500	19.53
1539	6.0	0.36	62.0	6.12	0.467	21.81	1.07	500	19.66
1543	6.5	0.28	62.5	6.13	0.480	21.92	0.86	500	19.73
1547	7.0	0.21	62.9	6.13	0.485	21.99	0.73	500	19.81
1550	Collect Sample								

NOTES: UNABLE TO MAINTAIN LOW FLOW RATE WITHOUT DRAWDOWN - WILL INCREASE FLOW RATE and Purge 3-Well Volumes Before Sampling -

SAMPLE DATE: 7-18-18
SAMPLE TIME: 1550

CONTAINER SIZE/TYPE	NO.	PRESERVATIVE	ANALYTICAL METHOD	ANALYSIS
250 ml poly	1	HNO3	6020/ 7470A	Total Metals & Hg
40 ml vial	2	HCL	8260	VOC list
1 L Amber	2	None	8270C SIM	PAHs
500 ml poly	1	NaOH	9014	CN

GENERAL INFORMATION	
WEATHER:	CLOUDY - HOT - HUMID - Some RAIN
SHIPPED VIA:	Delivered/Shipped to AES laboratory
SHIPPED TO:	AES Laboratories, 3785 Presidential Parkway, Atlanta, GA 30340
SAMPLER: EVER GUILLEN	OBSERVER:

PROJECT NAME: AGL-Augusta, Augusta, GA

FIELD SAMPLING REPORT

Project Number: 6122-15-0235

Amec Foster Wheeler, E&I
1075 BIG SHANTY ROAD NW, SUITE 100 KENNESAW GA 30144
PHONE: (770) 421-3400 / FAX: (770) 421-3486

SAMPLING EVENT: __1ST QUARTER __2ND QUARTER __3RD QUARTER __4TH QUARTER
MONITORING WELL TYPE: __Standard __ Compliance __Background __Extraction
WELL ID: MW-4085-0718
WELL MATERIAL: PVC
SAMPLE METHOD: PERISTALTIC

Product In Well: Yes / No: _____(ft)

WELL DIAMETER: 2"
DEPTH TO WATER: 7.74
TOTAL DEPTH: 18.57
WATER COLUMN HEIGHT: _____
PURGE VOLUME: _____

DUP./REP. OF: _____

GRAB (x) COMPOSITE ( )

Top of Screened interval (btoc): _____
Screen length: _____
Tubing/Pump Intake Depth 17.5
Arrived at: _____
Initial PID _____
Bailing PID = _____

[0.04 x water column height (ft) x 3 (well volumes) for 1" wells]
[0.163 x water column height (ft) x 3 (well volumes) for 2" wells]
[0.653 x water column height (ft) x 3 (well volumes) for 4" wells]
[1.47 x water column height (ft) x 3 (well volumes) for 6" wells]

TIME	VOL. PURGED (gal)	Diss. Oxygen (+/- 10%)	ORP (+/- 10 mV)	pH (+/- 0.1 pH units)	SPEC. COND. (ms/cm) [+/- 3%]	TEMP (°C)	TURB. (NTU) [<10 NTU]	Pump Rate ml/min. (& pump setting)	New Water Level
Initial: 1050	0.25	0.93	-77.8	6.41	1.366	23.37	30.5	200 ( )	7.91
1055	0.5	0.20	-78.9	6.29	1.356	22.97	20.9	200	7.91
1100	0.75	0.26	-91.9	6.39	1.239	23.11	15.6	200	7.91
1105	1.00	0.02	-92.3	6.51	1.097	23.69	12.5	200	7.91
1110	1.25	0.04	-92.0	6.54	1.065	24.00	10.6	200	7.91
1115	1.5	0.07	-88.6	6.58	1.029	24.15	6.58	200	7.91
1120	1.75	0.13	-90.6	6.62	0.991	24.42	4.76	200	7.91
1125	2.0	0.15	-91.6	6.65	0.989	24.48	3.82	200	7.91
1130	2.25	0.17	-93.1	6.66	0.986	24.53	3.75	200	7.91
1135	Collect Sample								

NOTES:

SAMPLE DATE: 7-19-18
SAMPLE TIME: 1135

CONTAINER SIZE/TYPE	NO.	PRESERVATIVE	ANALYTICAL METHOD	ANALYSIS
250 ml poly	1	HNO3	6020/ 7470A	Total Metals & Hg
40 ml vial	2	HCL	8260	VOC list
1 L Amber	2	None	8270C SIM	PAHs
500 ml poly	1	NaOH	9014	CN

GENERAL INFORMATION		
WEATHER:	HOT-HUMID-CLOUDY	
SHIPPED VIA:	Delivered/Shipped to AES laboratory	
SHIPPED TO:	AES Laboratories, 3785 Presidential Parkway, Atlanta, GA 30340	
SAMPLER: EVER GUILLEN		OBSERVER:

PROJECT NAME: AGL-Augusta, Augusta, GA

FIELD SAMPLING REPORT

Project Number: 6122-15-0235

Amec Foster Wheeler, E&I
1075 BIG SHANTY ROAD NW, SUITE 100 KENNESAW GA 30144
PHONE: (770) 421-3400 / FAX: (770) 421-3486

SAMPLING EVENT: __1ST QUARTER __2ND QUARTER __3RD QUARTER __4TH QUARTER
MONITORING WELL TYPE: __Standard __ Compliance __Background __Extraction
WELL ID: MW-408DR-0718
WELL MATERIAL: PVC
SAMPLE METHOD: PERISTALTIC

Product In Well: Yes / No: _____(ft)

DUP./REP. OF: _____

WELL DIAMETER: 2"
DEPTH TO WATER: 7.27
TOTAL DEPTH: 24.93
GRAB (x) COMPOSITE ( )

Top of Screened interval (btoc): _____
Screen length: _____
Tubing/Pump Intake Depth 24'
Arrived at: _____
Initial PID _____
Bailing PID = _____

WATER COLUMN HEIGHT: _____
PURGE VOLUME: _____
[0.04 x water column height (ft) x 3 (well volumes) for 1" wells]
[0.163 x water column height (ft) x 3 (well volumes) for 2" wells]
[0.653 x water column height (ft) x 3 (well volumes) for 4" wells]
[1.47 x water column height (ft) x 3 (well volumes) for 6" wells]

TIME	VOL. PURGED (gal)	Diss. Oxygen (+/- 10%)	ORP (+/- 10 mV)	pH (+/- 0.1 pH units)	SPEC. COND. (ms/cm) [+/- 3%]	TEMP (°C)	TURB. (NTU) [<10 NTU]	Pump Rate ml/min. (& pump setting)	New Water Level
Initial: 1205	0.25	0.37	-40.5	6.21	0.742	22.91	18.6	200 ( )	7.59
1210	0.5	0.29	-35.0	6.08	0.732	23.22	16.7	200	7.98
1215	0.75	0.27	-32.5	6.05	0.724	24.84	13.5	200	8.21
1225	1.0	0.24	-32.0	6.06	0.724	25.23	12.7	100	8.26
1235	1.25	0.18	-33.2	6.07	0.724	25.26	10.3	100	8.31
1245	1.5	0.19	-30.2	6.04	0.723	25.21	7.15	100	8.46
1250	Collect Sample								

NOTES:

SAMPLE DATE: 7-19-18
SAMPLE TIME: 1250

CONTAINER SIZE/TYPE	NO.	PRESERVATIVE	ANALYTICAL METHOD	ANALYSIS
250 ml poly	1	HNO3	6020/ 7470A	Total Metals & Hg
40 ml vial	2	HCL	8260	VOC list
1 L Amber	2	None	8270C SIM	PAHs
500 ml poly	1	NaOH	9014	CN

GENERAL INFORMATION	
WEATHER:	HOT-HUMID - SOME CLOUDS
SHIPPED VIA:	Delivered/Shipped to AES laboratory
SHIPPED TO:	AES Laboratories, 3785 Presidential Parkway, Atlanta, GA 30340
SAMPLER: EVER GUILLEN	OBSERVER:

PROJECT NAME: AGL-Augusta, Augusta, GA

FIELD SAMPLING REPORT

Project Number: 6122-15-0235

Amec Foster Wheeler, E&I
1075 BIG SHANTY ROAD NW, SUITE 100 KENNESAW GA 30144
PHONE: (770) 421-3400 / FAX: (770) 421-3486

SAMPLING EVENT: __1ST QUARTER __2ND QUARTER __3RD QUARTER __4TH QUARTER
MONITORING WELL TYPE: __Standard __ Compliance __Background __Extraction
WELL ID: MW-500BR-0718
WELL MATERIAL: PVC
SAMPLE METHOD: PERISTALTIC

DUP./REP. OF:_____

Top of Screened interval (btoc):_____
Screen length:_____
Tubing/Pump Intake Depth 54'
Arrived at:_____
Initial PID _____
Bailing PID = _____

Product In Well: Yes (No:)_____(ft)

WELL DIAMETER: 3"
DEPTH TO WATER: 8.21 GRAB (x) COMPOSITE ( )
TOTAL DEPTH: 54.98
WATER COLUMN HEIGHT:_____
PURGE VOLUME:_____
[0.04 x water column height (ft) x 3 (well volumes) for 1" wells]
[0.163 x water column height (ft) x 3 (well volumes) for 2" wells]
[0.653 x water column height (ft) x 3 (well volumes) for 4" wells]
[1.47 x water column height (ft) x 3 (well volumes) for 6" wells]

TIME	VOL. PURGED (gal)	Diss. Oxygen (+/- 10%)	ORP (+/- 10 mV)	pH (+/- 0.1 pH units)	SPEC. COND. (ms/cm) [+/- 3%]	TEMP (°C)	TURB. (NTU) [<10 NTU]	Pump Rate ml/min. (& pump setting)	New Water Level
Initial: 855	0.25	3.29	204.7	7.37	0.416	23.10	7.15	200 ( )	8.33
900	0.5	1.83	151.9	8.56	0.196	22.54	4.62	200	8.33
905	0.75	1.80	100.0	9.18	0.182	22.40	3.56	200	8.33
910	1.0	1.78	42.1	9.29	0.181	22.38	2.23	200	8.33
915	1.25	1.79	-62.9	10.81	0.485	22.38	2.57	200	8.33
920	1.5	1.82	-95.9	10.91	0.501	22.40	3.76	200	8.33
925	1.75	1.79	-98.1	10.50	0.354	22.44	3.27	200	8.33
930	2.0	1.76	-90.6	10.53	0.351	22.40	4.11	200	8.33
935	2.25	1.70	-93.9	10.59	0.350	22.44	5.10	200	8.33
940	Collect								

NOTES:

SAMPLE DATE: 7-19-18
SAMPLE TIME: 940

CONTAINER SIZE/TYPE	NO.	PRESERVATIVE	ANALYTICAL METHOD	ANALYSIS
250 ml poly	1	HNO3	6020/ 7470A	Total Metals & Hg
40 ml vial	2	HCL	8260	VOC list
1 L Amber	2	None	8270C SIM	PAHs
500 ml poly	1	NaOH	9014	CN

GENERAL INFORMATION		
WEATHER:	CLOUDY - HOT - HUMID	
SHIPPED VIA:	Delivered/Shipped to AES laboratory	
SHIPPED TO:	AES Laboratories, 3785 Presidential Parkway, Atlanta, GA 30340	
SAMPLER: EVER GUILLEN		OBSERVER:

PROJECT NAME: AGL-Augusta, Augusta, GA

FIELD SAMPLING REPORT

Project Number: 6122-15-0235

Amec Foster Wheeler, E&I
1075 BIG SHANTY ROAD NW, SUITE 100 KENNESAW GA 30144
PHONE: (770) 421-3400 / FAX: (770) 421-3486

SAMPLING EVENT: __1ST QUARTER __2ND QUARTER __3RD QUARTER __4TH QUARTER
MONITORING WELL TYPE: __Standard __ Compliance __Background __Extraction
WELL ID: MW-5015-0718
WELL MATERIAL: PVC
SAMPLE METHOD:_____

DUP./REP. OF: DUP-04-0718@1200

Top of Screened interval (btoc):_____
Screen length:_____
Tubing/Pump Intake Depth _____
Arrived at:_____
Initial PID _____
Bailing PID = _____

Product In Well: Yes / No: _____(ft)

WELL DIAMETER: 2"
DEPTH TO WATER: 6.83 GRAB (x) COMPOSITE ( )
TOTAL DEPTH: 11.96
WATER COLUMN HEIGHT: 5.13 x .17 = 0.87 x 3 = 2.61
PURGE VOLUME: 2.61
[0.04 x water column height (ft) x 3 (well volumes) for 1" wells]
[0.163 x water column height (ft) x 3 (well volumes) for 2" wells]
[0.653 x water column height (ft) x 3 (well volumes) for 4" wells]
[1.47 x water column height (ft) x 3 (well volumes) for 6" wells]

TIME	VOL. PURGED (gal)	Diss. Oxygen (+/- 10%)	ORP (+/- 10 mV)	pH (+/- 0.1 pH units)	SPEC. COND. (ms/cm) [+/- 3%]	TEMP (°C)	TURB. (NTU) [<10 NTU]	Pump Rate ml/min. (& pump setting)	New Water Level
Initial: 1250	0.25	0.01	-49.1	6.35	0.412	25.16	28.9	200 ( )	7.17
1255	0.5	0.12	-31.9	6.34	0.247	25.65	22.4	200	7.39
1300	0.75	0.11	-24.0	6.40	0.215	26.41	17.7	200	7.49
1305	1.0	0.10	-21.7	6.41	0.222	26.60	10.9	200	7.91
1310	1.25	0.06	-22.2	6.42	0.233	26.52	8.57	200	8.27
1315	1.5	0.04	-17.6	6.42	0.249	26.31	7.31	200	8.53
1320	1.75	0.03	-13.6	6.42	0.257	26.14	6.88	200	8.78
1325	2.0	0.13	-15.1	6.39	0.244	25.85	9.71	200	8.97
1330	2.25	0.14	-24.4	6.36	0.218	25.74	8.31	200	9.23
1335	2.50	0.14	-35.2	6.27	0.239	25.65	9.16	200	9.64
1340	2.75	0.12	-36.1	6.31	0.226	25.78	8.65	200	9.92
1345	Collect Sample								

NOTES: WELL DOES NOT SUSTAIN LOW FLOW RATE WITHOUT DRAW DOWN - WILL PURGE 3-VOLUMES OR TILL DRY - THEN COLLECT SAMPLE - ALSO COLLECTED DUP-04-0718@1200

SAMPLE DATE: 7-18-18
SAMPLE TIME: 1345

CONTAINER SIZE/TYPE	NO.	PRESERVATIVE	ANALYTICAL METHOD	ANALYSIS
250 ml poly	1	HNO3	6020/ 7470A	Total Metals & Hg
40 ml vial	2	HCL	8260	VOC list
1 L Amber	2	None	8270C SIM	PAHs
500 ml poly	1	NaOH	9014	CN

GENERAL INFORMATION			
WEATHER:	HOT-HUMID - Some CLOUDS		
SHIPPED VIA:	Delivered/Shipped to AES laboratory		
SHIPPED TO:	AES Laboratories, 3785 Presidential Parkway, Atlanta, GA 30340		
SAMPLER:	EVER GUILLEN	OBSERVER:	

PROJECT NAME: AGL-Augusta, Augusta, GA

FIELD SAMPLING REPORT

Project Number: 6122-15-0235

Amec Foster Wheeler, E&I
1075 BIG SHANTY ROAD NW, SUITE 100 KENNESAW GA 30144
PHONE: (770) 421-3400 / FAX: (770) 421-3486

SAMPLING EVENT: __1ST QUARTER __2ND QUARTER __3RD QUARTER __4TH QUARTER
MONITORING WELL TYPE: __Standard __ Compliance __Background __Extraction
WELL ID: MW-505D-0718
WELL MATERIAL: PVC
SAMPLE METHOD: Peristaltic Pump

Product In Well: Yes / No: No (ft)

DUP./REP. OF:_____

WELL DIAMETER: 2"
DEPTH TO WATER: 4.25
TOTAL DEPTH: 28.0
GRAB (x) COMPOSITE ( )

Top of Screened interval (btoc):_____
Screen length:_____
Tubing/Pump Intake Depth 25 ft BTOC
Arrived at: 09:13
Initial PID _____
Bailing PID = _____

WATER COLUMN HEIGHT:_____
PURGE VOLUME:_____
[0.04 x water column height (ft) x 3 (well volumes) for 1" wells]
[0.163 x water column height (ft) x 3 (well volumes) for 2" wells]
[0.653 x water column height (ft) x 3 (well volumes) for 4" wells]
[1.47 x water column height (ft) x 3 (well volumes) for 6" wells]

TIME	VOL. PURGED (gal)	Diss. Oxygen (+/- 10%)	ORP (+/- 10 mV)	pH (+/- 0.1 pH units)	SPEC. COND. (ms/cm) [+/- 3%]	TEMP (°C)	TURB. (NTU) [<10 NTU]	Pump Rate ml/min. (& pump setting)	New Water Level
Initial: 09:31	0	0.84	6.7	6.97	0.406	23.00	6.71	250 ( )	4.25
09:36	0.3	0.65	7.3	6.75	0.405	22.47	3.95	250	4.39
09:41	0.6	0.50	17.2	6.94	0.414	22.17	2.17	250	4.38
09:46	1.0	0.40	18.6	6.94	0.589	22.33	1.10	250	4.38
09:51	1.4	0.35	19.4	6.94	0.621	22.30	2.14	250	4.38
09:56	1.7	0.31	15.9	6.93	0.628	22.38	0.63	250	4.38
10:01	1.9	0.26	18.2	6.92	0.633	22.35	0.67	250	4.38
10:06	2.2	0.24	19.6	6.92	0.634	22.47	0.44	250	4.38
10:09	Sample time MW-505D-0718								

NOTES:

SAMPLE DATE: 7-19-18
SAMPLE TIME: 10:09

CONTAINER SIZE/TYPE	NO.	PRESERVATIVE	ANALYTICAL METHOD	ANALYSIS
250 ml poly	1	HNO3	6020/ 7470A	Total Metals & Hg
40 ml vial	2	HCL	8260	VOC list
1 L Amber	2	None	8270C SIM	PAHs
500 ml poly	1	NaOH	9014	CN

GENERAL INFORMATION	
WEATHER:	Cloudy Hot 90% Humidity
SHIPPED VIA:	Delivered/Shipped to AES laboratory
SHIPPED TO:	AES Laboratories, 3785 Presidential Parkway, Atlanta, GA 30340
SAMPLER: BEN RHINER	OBSERVER:

PROJECT NAME: AGL-Augusta, Augusta, GA

FIELD SAMPLING REPORT

Project Number: 6122-15-0235

Amec Foster Wheeler, E&I
1075 BIG SHANTY ROAD NW, SUITE 100 KENNESAW GA 30144
PHONE: (770) 421-3400 / FAX: (770) 421-3486

SAMPLING EVENT: __1ST QUARTER __2ND QUARTER __3RD QUARTER __4TH QUARTER
MONITORING WELL TYPE: __Standard __ Compliance __Background __Extraction
WELL ID: MW-507BR-0718
WELL MATERIAL: PVC
SAMPLE METHOD: PERISTALTIC PUMP

DUP./REP. OF:_____

Top of Screened interval (btoc):_____
Screen length:_____
Tubing/Pump Intake Depth 92'
Arrived at:_____
Initial PID _____
Bailing PID = _____

Product In Well: Yes / No: NO (ft)

WELL DIAMETER: 4"
DEPTH TO WATER: 14.96 GRAB (x) COMPOSITE ( )
TOTAL DEPTH: 96.44
WATER COLUMN HEIGHT:_____
PURGE VOLUME:_____
[0.04 x water column height (ft) x 3 (well volumes) for 1" wells]
[0.163 x water column height (ft) x 3 (well volumes) for 2" wells]
[0.653 x water column height (ft) x 3 (well volumes) for 4" wells]
[1.47 x water column height (ft) x 3 (well volumes) for 6" wells]

TIME	VOL. PURGED (gal)	Diss. Oxygen (+/- 10%)	ORP (+/- 10 mV)	pH (+/- 0.1 pH units)	SPEC. COND. (ms/cm) [+/- 3%]	TEMP (°C)	TURB. (NTU) [<10 NTU]	Pump Rate ml/min. (& pump setting)	New Water Level
Initial: 1105	0.25	1.86	161.7	9.99	0.617	21.97	2.49	200 ( )	15.13
1110	0.5	0.4	162.9	10.25	0.635	21.83	2.52	200	15.37
1115	0.75	0.14	122.0	10.34	0.630	21.74	2.07	200	15.69
1120	1.0	0.19	113.6	10.36	0.622	21.80	1.71	200	15.93
1125	1.25	0.26	82.5	10.39	0.610	21.82	2.71	200	16.21
1130	1.5	0.27	73.4	10.38	0.608	21.87	2.27	200	16.57
1135	1.75	0.26	65.6	10.39	0.604	21.88	2.15	200	16.98
1140	2.0	0.21	44.4	10.39	0.592	22.74	2.07	200	17.38
1145	2.25	0.21	33.8	10.37	0.590	22.39	3.12	200	17.73
1150	2.5	0.21	31.1	10.35	0.589	22.33	2.50	200	18.01
1155	2.75	0.21	24.8	10.32	0.585	22.21	1.83	200	18.36
1200	Collect Sample								

NOTES:

SAMPLE DATE: 7-17-18
SAMPLE TIME: 1200

CONTAINER SIZE/TYPE	NO.	PRESERVATIVE	ANALYTICAL METHOD	ANALYSIS
250 ml poly	1	HNO3	6020/ 7470A	Total Metals & Hg
40 ml vial	2	HCL	8260	VOC list
1 L Amber	2	None	8270C SIM	PAHs
500 ml poly	1	NaOH	9014	CN

GENERAL INFORMATION	
WEATHER:	CLOUDY - HOT - HUMID -
SHIPPED VIA:	Delivered/Shipped to AES laboratory
SHIPPED TO:	AES Laboratories, 3785 Presidential Parkway, Atlanta, GA 30340
SAMPLER: EVER GUILLEN	OBSERVER:

PROJECT NAME: AGL-Augusta, Augusta, GA

FIELD SAMPLING REPORT

Project Number: 6122-15-0235

Amec Foster Wheeler, E&I
1075 BIG SHANTY ROAD NW, SUITE 100 KENNESAW GA 30144
PHONE: (770) 421-3400 / FAX: (770) 421-3486

SAMPLING EVENT: __1ST QUARTER __2ND QUARTER __3RD QUARTER __4TH QUARTER
MONITORING WELL TYPE: __Standard __ Compliance __Background __Extraction
WELL ID: MW-508BR-0718
WELL MATERIAL: PVC
SAMPLE METHOD: Peristaltic Pump

DUP./REP. OF:

Top of Screened interval (btoc):
Screen length:
Tubing/Pump Intake Depth 70 ft BTOC
Arrived at: 09:25
Initial PID
Bailing PID =

Product In Well: Yes / No: No (ft)

WELL DIAMETER: 4"
DEPTH TO WATER: 9.02 GRAB (x) COMPOSITE ( )
TOTAL DEPTH: 73.5
WATER COLUMN HEIGHT:
PURGE VOLUME:
[0.04 x water column height (ft) x 3 (well volumes) for 1" wells]
[0.163 x water column height (ft) x 3 (well volumes) for 2" wells]
[0.653 x water column height (ft) x 3 (well volumes) for 4" wells]
[1.47 x water column height (ft) x 3 (well volumes) for 6" wells]

TIME	VOL. PURGED (gal)	Diss. Oxygen (+/- 10%)	ORP (+/- 10 mV)	pH (+/- 0.1 pH units)	SPEC. COND. (ms/cm) [+/- 3%]	TEMP (°C)	TURB. (NTU) [<10 NTU]	Pump Rate ml/min. (& pump setting)	New Water Level
Initial: 10:34	0	2.96	8.7	11.56	1.087	24.35	0.61	200 ( )	9.02
10:39	0.25	0.95	27.0	11.14	1.103	23.75	0.54	200	9.80
10:44	0.5	0.86	43.1	10.92	1.100	23.64	0.59	200	10.34
10:49	0.8	0.80	50.0	10.80	1.104	23.56	0.43	200	10.60
10:54	1.1	0.72	52.2	10.80	1.103	24.01	0.62	200	10.95
10:59	1.5	0.67	53.2	10.79	1.102	24.11	0.56	200	11.20
11:04	1.75	0.69	54.5	10.78	1.103	24.14	0.44	200	11.50
11:07	Collected Sample from MW-508BR-0718								

NOTES:

SAMPLE DATE: 7-18-18
SAMPLE TIME: 11:07

CONTAINER SIZE/TYPE	NO.	PRESERVATIVE	ANALYTICAL METHOD	ANALYSIS
250 ml poly	1	HNO3	6020/ 7470A	Total Metals & Hg
40 ml vial	2	HCL	8260	VOC list
1 L Amber	2	None	8270C SIM	PAHs
500 ml poly	1	NaOH	9014	CN

GENERAL INFORMATION	
WEATHER:	Hot (~~85°F~~ 92°F), Humid (75%), Mostly Sunny
SHIPPED VIA:	Delivered/Shipped to AES laboratory
SHIPPED TO:	AES Laboratories, 3785 Presidential Parkway, Atlanta, GA 30340
SAMPLER: BEN RHINER	OBSERVER:

PROJECT NAME: AGL-Augusta, Augusta, GA

FIELD SAMPLING REPORT

Project Number: 6122-15-0235

Amec Foster Wheeler, E&I
1075 BIG SHANTY ROAD NW, SUITE 100 KENNESAW GA 30144
PHONE: (770) 421-3400 / FAX: (770) 421-3486

SAMPLING EVENT: __1ST QUARTER __2ND QUARTER __3RD QUARTER __4TH QUARTER
MONITORING WELL TYPE: __Standard __ Compliance __Background __Extraction
WELL ID: MW-513BR-0718
WELL MATERIAL: PVC
SAMPLE METHOD: PERISTALTIC

DUP./REP. OF: MW-513BR-0718MS & MSD

Top of Screened interval (btoc):_____
Screen length:_____
Tubing/Pump Intake Depth 53'
Arrived at:_____
Initial PID _____
Bailing PID = _____

Product In Well: Yes / No: _____(ft)

WELL DIAMETER: 6"
DEPTH TO WATER: 7.91 GRAB (x) COMPOSITE ( )
TOTAL DEPTH: ~~54.88~~ 54.83
WATER COLUMN HEIGHT:_____
PURGE VOLUME:_____
[0.04 x water column height (ft) x 3 (well volumes) for 1" wells]
[0.163 x water column height (ft) x 3 (well volumes) for 2" wells]
[0.653 x water column height (ft) x 3 (well volumes) for 4" wells]
[1.47 x water column height (ft) x 3 (well volumes) for 6" wells]

TIME	VOL. PURGED (gal)	Diss. Oxygen (+/- 10%)	ORP (+/- 10 mV)	pH (+/- 0.1 pH units)	SPEC. COND. (ms/cm) [+/- 3%]	TEMP (°C)	TURB. (NTU) [<10 NTU]	Pump Rate ml/min. (& pump setting)	New Water Level
Initial: 1400	0.25	6.49	-12.5	9.41	0.268	25.78	23.2	200 ( )	8.21
1405	0.5	5.38	-4.8	9.62	0.267	25.44	20.9	200	8.21
1410	0.75	5.39	-8.8	9.78	0.268	25.34	13.6	200	8.21
1415	1.0	5.22	-12.0	9.84	0.270	25.52	11.3	200	8.21
1420	1.25	5.28	-4.9	9.78	0.270	25.40	9.71	200	8.21
1425	1.5	5.29	-6.1	9.79	0.272	25.43	8.62	200	8.21
1430	Collect	Sample							

NOTES: ALSO COLLECTED MW-513BR-0718 MS & MW-513BR-0718 MSD @ 1430

SAMPLE DATE: 7-19-18
SAMPLE TIME: 1430

CONTAINER SIZE/TYPE	NO.	PRESERVATIVE	ANALYTICAL METHOD	ANALYSIS
250 ml poly	1	HNO3	6020/ 7470A	Total Metals & Hg
40 ml vial	2	HCL	8260	VOC list
1 L Amber	2	None	8270C SIM	PAHs
500 ml poly	1	NaOH	9014	CN

GENERAL INFORMATION	
WEATHER:	HOT-HUMID-CLOUDY-SOME RAIN
SHIPPED VIA:	Delivered/Shipped to AES laboratory
SHIPPED TO:	AES Laboratories, 3785 Presidential Parkway, Atlanta, GA 30340
SAMPLER: EVER GUILLEN	OBSERVER:

PROJECT NAME: AGL-Augusta, Augusta, GA

FIELD SAMPLING REPORT

Project Number: 6122-15-0235

Amec Foster Wheeler, E&I
1075 BIG SHANTY ROAD NW, SUITE 100 KENNESAW GA 30144
PHONE: (770) 421-3400 / FAX: (770) 421-3486

SAMPLING EVENT: __1ST QUARTER ✓2ND QUARTER __3RD QUARTER __4TH QUARTER
MONITORING WELL TYPE: ✓Standard __ Compliance __Background __Extraction
WELL ID: ~~MW-309SAR~~ BR MW-602
WELL MATERIAL: PVC
SAMPLE METHOD: LOW FLOW / LOW VOLUME
PUMP TYPE: MASTERFLEX E/S PERI
DUP./REP. OF:

Product In Well: Yes (No) _____(ft)
WELL DIAMETER: 2"
DEPTH TO WATER: 6.39
GRAB (x) COMPOSITE ( )
TOTAL DEPTH: (31.97) 31.90
WATER COLUMN HEIGHT:
PURGE VOLUME:

Top of Screened interval (btoc): 22.5-32
Screen length: 10'
Tubing/Pump Intake Depth 27
Arrived at: 14:03
Initial PID
Bailing PID = —

[0.04 x water column height (ft) x 3 (well volumes) for 1" wells]
[0.163 x water column height (ft) x 3 (well volumes) for 2" wells]
[0.653 x water column height (ft) x 3 (well volumes) for 4" wells]
[1.47 x water column height (ft) x 3 (well volumes) for 6" wells]

TIME	VOL. PURGED ~~(gal)~~ L	Diss. Oxygen (+/- 10%)	ORP (+/- 10 mV)	pH (+/- 0.1 pH units) ✓	0.046 SPEC. COND. (ms/cm) [+/- 3%]	TEMP (°C)	TURB. (NTU) [<10 NTU]	Pump Rate ml/min. (& pump setting)	New Water Level
Initial: 14:20	0.24	0.68	28.7	6.32	0.546	21.79	5.47	350 ( )	6.79
14:25	1.99	0.57	23.3	6.33	0.545	21.44	1.62	350	6.80
14:30	3.74	0.37	20.2	6.30	0.544	21.33	2.85	350	6.79
14:35	5.49	0.32	17.6	6.27	0.543	21.27	1.82	350	6.79
14:40	7.22	0.25	15.8	6.25	0.542	20.99	1.94	350	6.78
14:45	8.99	0.23	14.3	6.24	0.542	21.01	3.08	350	6.78
14:50	10.74	0.22	13.5	6.22	0.542	21.06	2.57	350	6.78
PARAMETERS ARE STABLE, WELL CAN BE SAMPLED.									

NOTES: LIGHT BROWN RESIDUE IN WATER.

SAMPLE DATE: 7/18/18 SAMPLE ID: MW-602-0718
SAMPLE TIME: 14:50

CONTAINER SIZE/TYPE	NO.	PRESERVATIVE	ANALYTICAL METHOD	ANALYSIS
250 ml poly	1	HNO3	6020/ 7470A	Total Metals & Hg
40 ml vial	2	HCL	8260	VOC list
1 L Amber	2	None	8270C SIM	PAHs
500 ml poly	1	NaOH	9014	CN

GENERAL INFORMATION	
WEATHER:	PARTLY CLOUDY, 86°F
SHIPPED VIA:	Delivered/Shipped to AES laboratory
SHIPPED TO:	AES Laboratories, 3785 Presidential Parkway, Atlanta, GA 30340
SAMPLER: A. SHORTEDATS	OBSERVER:

APPENDIX B

LABORATORY ANALYTICAL REPORTS

ANALYTICAL ENVIRONMENTAL SERVICES, INC.

AES

October 10, 2018

John Quinn
Wood Environment & Infrastructure
1075 Big Shanty Rd NW
Kennesaw GA 30144

RE: AGL - Augusta

Dear John Quinn: Order No: 1807I04

Analytical Environmental Services, Inc. received 27 samples on 7/20/2018 10:05:00 AM for the analyses presented in following report.

No problems were encountered during the analyses. Additionally, all results for the associated Quality Control samples were within EPA and/or AES established limits. Any discrepancies associated with the analyses contained herein will be noted and submitted in the form of a project Case Narrative.
AES's accreditations are as follows:
-NELAP/State of Florida Laboratory ID E87582 for analysis of Non-Potable Water, Solid & Chemical Materials, Air & Emissions Volatile Organics, and Drinking Water Microbiology & Metals, effective 07/01/18-06/30/19.
State of Georgia, Department of Natural Resources ID #800 for analysis of Drinking Water Metals, effective 07/01/18-06/30/19 and Total Coliforms/ E. coli, effective 04/25/17-04/24/20.
-AIHA-LAP, LLC Laboratory ID: 100671 for Industrial Hygiene samples (Organics, Metals, PCM Asbestos, Gravimetric), Environmental Lead (Paint, Soil, Dust Wipes, Air), and Environmental Microbiology (Fungal) Direct Examination, effective until 11/01/19.
These results relate only to the items tested. This report may only be reproduced in full.

If you have any questions regarding these test results, please feel free to call.

Sincerely,

Ioana Pacurar

Ioana Pacurar
Project Manager

Revision 10/10/2018

3080 Presidential Drive • Atlanta, Georgia 30340 • Tel: 770.457.8177 • Fax: 770.457.8188 • Toll Free: 800.972.4889
www.aesatlanta.com

ANALYTICAL ENVIRONMENTAL SERVICES, INC.
3080 Presidential Drive Atlanta, GA 30340-3704
Phone: (770) 457-8177 / Toll-Free: (800) 972-4889 / Fax: (770) 457-8188

CHAIN OF CUSTODY

Work Order: 1807J04

Date: 7/18/18 Page 1 of 2

COMPANY: WOOD E&I SOLUTIONS, INC

ADDRESS: 1075 BIG SHANTY RD NW STE 100 KENNESAW, GA 30144

PHONE: 770-421-3400

EMAIL: —

SAMPLED BY: E. GUILLEN, B. RHINER, A. SHOREDITS

SIGNATURE: [signature]

ANALYSIS REQUESTED: VOC list (8260), PAHs (8270C SIM), CN (9014), TOTAL METALS + Hg

PRESERVATION (see codes): H+I, I, O, N+I

Visit our website www.aesatlanta.com for downloadable COCs and to log in to your AESAccess account.

#	SAMPLE ID	SAMPLED DATE	SAMPLED TIME	GRAB	COMPOSITE	MATRIX (see codes)	VOC list (8260)	PAHs (8270C SIM)	CN (9014)	TOTAL METALS + Hg	REMARKS	Number of Containers
1	MW-19-0718	7/17/18	13:50	X		GW	2	2	1	1	O = NaOH	6
2	MW-12-0718	-"-	13:04	↓		↓	↓	↓	↓	↓		6
3	MW-306D-0718	-"-	18:15									6
4	MW-306BR-0718	-"-	14:40									6
5	MW-306SAP-0718	-"-	12:55									6
6	MW-306TZ-0718	-"-	16:40									6
7	MW-311-0718	-"-	16:17									6
8	MW-402D-0718	-"-	16:30									6
9	MW-402S-07-18	-"-	15:15									6
10	MW-507BR-0718	-"-	12:00									6
11	DUP-1-0718	-"-	12:00									6
12	DUP-2-0718	-"-	12:00									6
13	DUP-3-0718	-"-	12:00	↓		↓		↓	↓	↓		6
14	TB-1-0718	—	—			W	↓					2

RELINQUISHED BY:	DATE/TIME:	RECEIVED BY:	DATE/TIME:
1.		1. Tanya Selice	7/20/18 1005
2.		2.	
3.		3.	

SPECIAL INSTRUCTIONS/COMMENTS:

SHIPMENT METHOD
OUT: / / VIA:
IN: / / VIA:
client FedEx UPS US mail courier Greyhound
other: _____

PROJECT INFORMATION
PROJECT NAME: AGL AUGUSTA
PROJECT #: 6122150235.01
SITE ADDRESS: 8th ST & WALTON WAY AUGUSTA, GA
SEND REPORT TO: john.quinn@woodplc.com
INVOICE TO:
(IF DIFFERENT FROM ABOVE)
QUOTE #: _____ PO#: _____

RECEIPT
Total # of Containers

Turnaround Time (TAT) Request
- [x] Standard 5 Business Days
- [ ] 2 Business Day Rush
- [ ] Next Business Day Rush
- [ ] Same-Day Rush (auth req.)
- [ ] Other _____

STATE PROGRAM (if any): GA
E-mail? [x] Fax? [ ]
DATA PACKAGE: I ○ II ○ III ○ IV ○

Submission of samples to the laboratory constitutes acceptance of AES's Terms & Conditions. Samples received after 3PM or on Saturday are considered as received the following business day. If no TAT is marked on COC, AES will proceed with standard TAT. Samples are disposed of 30 days after completion of report unless other arangements are made.

Matrix Codes: A = Air GW = Groundwater SE = Sediment SO = Soil SW = Surface Water WW = Waste Water W = Water (Blanks) DW = Drinking Water (Blanks) O = Other (specify)

Preservative Codes: H+I = Hydrochloric acid + ice I = Ice only N = Nitric acid S+I = Sulfuric acid + ice S/M+I = Sodium Bisulfate/Methanol + ice O = Other (specify) NA = None

White Copy - Original; Yellow Copy - Client

ANALYTICAL ENVIRONMENTAL SERVICES, INC.
3080 Presidential Drive Atlanta, GA 30340-3704
Phone: (770) 457-8177 / Toll-Free: (800) 972-4889 / Fax: (770) 457-8188

CHAIN OF CUSTODY

Work Order: 1807104

Date: 7-18-18 Page 2 of 2

COMPANY: Wood E&IS

ADDRESS: 1075 Big Shanty Rd Ste 100 Kennesaw, GA 30144

PHONE: 770-421-3400

EMAIL: —

SAMPLED BY: E. GUILLEN, B. RHINER, A. SHOREDITS

SIGNATURE: [signature]

ANALYSIS REQUESTED: NOC 8260; Total Metals + Hg 6020 + 7470A; PAHs SIM 8270C; CN 9014

PRESERVATION (see codes): H I; N; I; Na OH

Visit our website www.aesatlanta.com for downloadable COCs and to log in to your AESAccess account.

#	SAMPLE ID	SAMPLED: DATE	SAMPLED: TIME	GRAB	COMPOSITE	MATRIX (see codes)	NOC 8260 (H I)	Total Metals + Hg 6020 + 7470A (N)	PAHs SIM 8270C (I)	CN 9014 (Na OH)	REMARKS	Number of Containers
1	MW-05-0718	7/18/18	16:09	X		GW	2	1	2	1		6
2	MW-310BR-0718		09:40	X		GW	2	1	2	1		6
3	MW-310SAP-0718		11:30	X		GW	2	1	2	1		6
4	MW-501S-0718		13:45	X		GW	2	1	2	1		6
5	DUP-04-0718		1200	X		GW	2	1	2	1		6
6	MW-404DR-0718		15:50	X		GW	2	1	2	1		6
7	MW-309BR-0718		11:10	X		GW	2	1	2	1		6
8	MW-303-0718		13:40	X		GW	2	1	2	1		6
9	MW-602-0718		16:15	X		GW	2	1	2	1		6
10	MW-304-0718		14:55	X		GW	2	1	2	1		6
11	MW-207-0718		13:07	X		GW	2	1	2	1		6
12	MW-508BR-0718		11:07	X		GW	2	1	2	1		6
13	TB-2-0718		—	X		GW	2	X				2
14				X								

RELINQUISHED BY:	DATE/TIME:	RECEIVED BY:	DATE/TIME:
1.		1. Tanya Selacs	7/20/18 1005
2.		2.	
3.		3.	

SPECIAL INSTRUCTIONS/COMMENTS:

SHIPMENT METHOD
OUT: / / VIA:
IN: / / VIA:
client FedEx UPS US mail courier Greyhound
other: _____

PROJECT INFORMATION
PROJECT NAME: AGL Augusta
PROJECT #: 6122150235.
SITE ADDRESS: 8th St & WALTON WAY AUGUSTA, GA
SEND REPORT TO: John.quinn@woodplc.com
INVOICE TO:
(IF DIFFERENT FROM ABOVE)
QUOTE #: _____ PO#: _____

RECEIPT
Total # of Containers

Turnaround Time (TAT) Request
- [X] Standard 5 Business Days
- [ ] 2 Business Day Rush
- [ ] Next Business Day Rush
- [ ] Same-Day Rush (auth req.)
- [ ] Other _____

STATE PROGRAM (if any): _____
E-mail? [ ] Fax? [ ]
DATA PACKAGE: I ○ II ○ III ○ IV ○

Submission of samples to the laboratory constitutes acceptance of AES's Terms & Conditions. Samples received after 3PM or on Saturday are considered as received the following business day. If no TAT is marked on COC, AES will proceed with standard TAT. Samples are disposed of 30 days after completion of report unless other arangements are made.

Matrix Codes: A = Air GW = Groundwater SE = Sediment SO = Soil SW = Surface Water WW = Waste Water W = Water (Blanks) DW = Drinking Water (Blanks) O = Other (specify)

Preservative Codes: H+I = Hydrochloric acid + ice I = Ice only N = Nitric acid S+I = Sulfuric acid + ice S/M+I = Sodium Bisulfate/Methanol + ice O = Other (specify) NA = None

White Copy - Original; Yellow Copy - Client

Table 2-3
Site-Specific Constituents of Interest
Atlanta Gas Light Company
Former Manufactured Gas Plant Site
Augusta, Georgia

Volatile Organic Compounds (VOCs), (SW-846 Method 8260B)		
Acetone - 50 ug/L	Ethylbenzene - 5 ug/L	Trichloroethylene - 5 ug/L
Benzene - 5 ug/L	Methylene Chloride - 5 ug/L	Xylenes (total) - 5 ug/L
Carbon Disulfide - 5 ug/L	Toluene - 5 ug/L	
Polynuclear Aromatic Hydrocarbons (SIM SW-846 Method 8270D)		
Acenaphthene - 0.5 ug/L	Benzo(g,h,i)perylene - 0.1 ug/L	Indeno(1,2,3-cd)pyrene- 0.05 ug/L
Acenaphthylene - 1 ug/L	Benzo(k)fluoranthene - 0.05 ug/L	Naphthalene- 0.5 ug/L
Anthracene - 0.05 ug/L	Chrysene - 0.05 ug/L	Phenanthrene- 0.05 ug/L
Benzo(a)anthracene - 0.05 ug/L	Dibenzo(a,h)anthracene - 0.1 ug/L	Pyrene- 0.05 ug/L
Benzo(a)pyrene - 0.05 ug/L	Fluoranthene- 0.1 ug/L	
Benzo(b)fluoranthene - 0.1 ug/L	Fluorene- 0.1 ug/L	
Inorganics (SW-846 Methods 6010C, 7470A, 6020, and 9010/9012)		
Antimony -0 .006 mg/L	Copper - 0.01 mg/L	Vanadium - 0.01 mg/L
Arsenic - 0.05 mg/L	Lead - 0.01 mg/L	Zinc - 0.02 mg/L
Barium - 0.004 mg/L	Mercury-0.0002 mg/L	
Beryllium - 0.004 mg/L	Nickel - 0.02 mg/L	Cyanide - 0.01 mg/L
Cadmium - 0.005 mg/L	Selenium - 0.02 mg/L	
Chromium - 0.01 mg/L	Thallium - 0.002 mg/L	

DLH 7/19/16

Client: Wood Environment & Infrastructure
Project: AGL - Augusta
Lab ID: 1807I04

Case Narrative

Sample Receiving Non-conformance:

One of two 1L amber bottles for sample MW-306BR-0718 was received broken. The laboratory proceeded with analysis on the remaining bottle received.

Volatiles Organic Compounds Analysis by Method 8260B:

Due to sample matrix, samples 1807I04-002A, & .-011A required dilution during preparation and/or analysis resulting in elevated reporting limits.

PAH Analysis by Method 8270D SIM:

Percent recovery for the surrogate spiking compound 4-Terphenyl-d14 on QC sample LCS-264297 was outside control limits biased high.

Analytical Environmental Services, Inc

Date: 10-Oct-18

Client:	Wood Environment & Infrastructure	**Client Sample ID:**	MW-19-0718
Project Name:	AGL - Augusta	**Collection Date:**	7/17/2018 1:50:00 PM
Lab ID:	1807I04-001	**Matrix:**	Groundwater

Analyses	Result	Reporting Limit	Qual	Units	BatchID	Dilution Factor	Date Analyzed	Analyst
Volatile Organic Compounds by GC/MS SW8260B				**(SW5030B)**				
Acetone	BRL	50		ug/L	264435	1	07/24/2018 17:57	CC
Benzene	BRL	5.0		ug/L	264435	1	07/24/2018 17:57	CC
Carbon disulfide	BRL	5.0		ug/L	264435	1	07/24/2018 17:57	CC
Ethylbenzene	BRL	5.0		ug/L	264435	1	07/24/2018 17:57	CC
Methylene chloride	BRL	5.0		ug/L	264435	1	07/24/2018 17:57	CC
Trichloroethene	BRL	5.0		ug/L	264435	1	07/24/2018 17:57	CC
Toluene	BRL	5.0		ug/L	264435	1	07/24/2018 17:57	CC
Xylenes, Total	BRL	5.0		ug/L	264435	1	07/24/2018 17:57	CC
Surr: 4-Bromofluorobenzene	80.5	68-127		%REC	264435	1	07/24/2018 17:57	CC
Surr: Dibromofluoromethane	86.4	84.4-122		%REC	264435	1	07/24/2018 17:57	CC
Surr: Toluene-d8	96.8	80.1-116		%REC	264435	1	07/24/2018 17:57	CC
Total Metals by ICP/MS SW6020B				**(SW3005A)**				
Antimony	BRL	0.00600		mg/L	264378	1	07/24/2018 21:25	JW
Arsenic	BRL	0.0500		mg/L	264378	1	07/24/2018 21:25	JW
Barium	0.0936	0.00400		mg/L	264378	1	07/24/2018 21:25	JW
Beryllium	BRL	0.00400		mg/L	264378	1	07/24/2018 21:25	JW
Cadmium	BRL	0.00500		mg/L	264378	1	07/24/2018 21:25	JW
Chromium	BRL	0.0100		mg/L	264378	1	07/24/2018 21:25	JW
Copper	BRL	0.0100		mg/L	264378	1	07/24/2018 21:25	JW
Lead	BRL	0.0100		mg/L	264378	1	07/24/2018 21:25	JW
Nickel	0.0359	0.0200		mg/L	264378	1	07/24/2018 21:25	JW
Selenium	BRL	0.0200		mg/L	264378	1	07/24/2018 21:25	JW
Thallium	BRL	0.00200		mg/L	264378	1	07/24/2018 21:25	JW
Vanadium	BRL	0.0100		mg/L	264378	1	07/24/2018 21:25	JW
Zinc	0.0704	0.0200		mg/L	264378	1	07/26/2018 21:59	JW
SIM Polynuclear Aromatic Hydrocarbons SW8270D				**(SW3510C)**				
Naphthalene	BRL	0.50		ug/L	264297	1	07/23/2018 13:36	YH
Acenaphthylene	BRL	1.0		ug/L	264297	1	07/23/2018 13:36	YH
Acenaphthene	BRL	0.50		ug/L	264297	1	07/23/2018 13:36	YH
Fluorene	BRL	0.10		ug/L	264297	1	07/23/2018 13:36	YH
Phenanthrene	BRL	0.050		ug/L	264297	1	07/23/2018 13:36	YH
Anthracene	0.081	0.050		ug/L	264297	1	07/23/2018 13:36	YH
Fluoranthene	BRL	0.10		ug/L	264297	1	07/23/2018 13:36	YH
Pyrene	BRL	0.050		ug/L	264297	1	07/23/2018 13:36	YH
Benz(a)anthracene	0.096	0.050		ug/L	264297	1	07/23/2018 13:36	YH
Chrysene	0.089	0.050		ug/L	264297	1	07/23/2018 13:36	YH
Benzo(b)fluoranthene	BRL	0.10		ug/L	264297	1	07/23/2018 13:36	YH
Benzo(k)fluoranthene	0.084	0.050		ug/L	264297	1	07/23/2018 13:36	YH
Benzo(a)pyrene	0.085	0.050		ug/L	264297	1	07/23/2018 13:36	YH

Qualifiers:

*	Value exceeds maximum contaminant level	E	Estimated (value above quantitation range)
BRL	Below reporting limit	S	Spike Recovery outside limits due to matrix
H	Holding times for preparation or analysis exceeded	Narr	See case narrative
N	Analyte not NELAC certified	NC	Not confirmed
B	Analyte detected in the associated method blank	<	Less than Result value
>	Greater than Result value	J	Estimated value detected below Reporting Limit

Analytical Environmental Services, Inc **Date:** 10-Oct-18

Client:	Wood Environment & Infrastructure	**Client Sample ID:**	MW-19-0718
Project Name:	AGL - Augusta	**Collection Date:**	7/17/2018 1:50:00 PM
Lab ID:	1807I04-001	**Matrix:**	Groundwater

Analyses	Result	Reporting Limit	Qual	Units	BatchID	Dilution Factor	Date Analyzed	Analyst
SIM Polynuclear Aromatic Hydrocarbons SW8270D				**(SW3510C)**				
Indeno(1,2,3-cd)pyrene	0.099	0.050		ug/L	264297	1	07/23/2018 13:36	YH
Dibenz(a,h)anthracene	BRL	0.10		ug/L	264297	1	07/23/2018 13:36	YH
Benzo(g,h,i)perylene	BRL	0.10		ug/L	264297	1	07/23/2018 13:36	YH
Surr: 4-Terphenyl-d14	127	59.9-128		%REC	264297	1	07/23/2018 13:36	YH
Mercury, Total SW7470A				**(SW7470A)**				
Mercury	BRL	0.00020		mg/L	264480	1	07/26/2018 15:42	AS
Cyanide SW9014				**(SW9010C)**				
Cyanide, Total	0.019	0.010		mg/L	264433	1	07/24/2018 11:30	CG

Qualifiers:

*	Value exceeds maximum contaminant level	E	Estimated (value above quantitation range)
BRL	Below reporting limit	S	Spike Recovery outside limits due to matrix
H	Holding times for preparation or analysis exceeded	Narr	See case narrative
N	Analyte not NELAC certified	NC	Not confirmed
B	Analyte detected in the associated method blank	<	Less than Result value
>	Greater than Result value	J	Estimated value detected below Reporting Limit

Analytical Environmental Services, Inc

Date: 10-Oct-18

Client:	Wood Environment & Infrastructure	**Client Sample ID:**	MW-12-0718
Project Name:	AGL - Augusta	**Collection Date:**	7/17/2018 1:04:00 PM
Lab ID:	1807I04-002	**Matrix:**	Groundwater

Analyses	Result	Reporting Limit	Qual	Units	BatchID	Dilution Factor	Date Analyzed	Analyst
Volatile Organic Compounds by GC/MS SW8260B				**(SW5030B)**				
Acetone	BRL	5000		ug/L	264435	100	07/24/2018 15:37	NP
Benzene	8700	500		ug/L	264435	100	07/24/2018 15:37	NP
Carbon disulfide	BRL	500		ug/L	264435	100	07/24/2018 15:37	NP
Ethylbenzene	2000	500		ug/L	264435	100	07/24/2018 15:37	NP
Methylene chloride	BRL	500		ug/L	264435	100	07/24/2018 15:37	NP
Trichloroethene	BRL	500		ug/L	264435	100	07/24/2018 15:37	NP
Toluene	710	500		ug/L	264435	100	07/24/2018 15:37	NP
Xylenes, Total	1300	500		ug/L	264435	100	07/24/2018 15:37	NP
Surr: 4-Bromofluorobenzene	82.9	68-127		%REC	264435	100	07/24/2018 15:37	NP
Surr: Dibromofluoromethane	99.9	84.4-122		%REC	264435	100	07/24/2018 15:37	NP
Surr: Toluene-d8	90.3	80.1-116		%REC	264435	100	07/24/2018 15:37	NP
Total Metals by ICP/MS SW6020B				**(SW3005A)**				
Antimony	BRL	0.00600		mg/L	264378	1	07/24/2018 21:27	JW
Arsenic	BRL	0.0500		mg/L	264378	1	07/24/2018 21:27	JW
Barium	0.181	0.00400		mg/L	264378	1	07/24/2018 21:27	JW
Beryllium	BRL	0.00400		mg/L	264378	1	07/24/2018 21:27	JW
Cadmium	BRL	0.00500		mg/L	264378	1	07/24/2018 21:27	JW
Chromium	BRL	0.0100		mg/L	264378	1	07/24/2018 21:27	JW
Copper	BRL	0.0100		mg/L	264378	1	07/24/2018 21:27	JW
Lead	BRL	0.0100		mg/L	264378	1	07/24/2018 21:27	JW
Nickel	BRL	0.0200		mg/L	264378	1	07/24/2018 21:27	JW
Selenium	BRL	0.0200		mg/L	264378	1	07/24/2018 21:27	JW
Thallium	BRL	0.00200		mg/L	264378	1	07/24/2018 21:27	JW
Vanadium	BRL	0.0100		mg/L	264378	1	07/24/2018 21:27	JW
Zinc	BRL	0.0200		mg/L	264378	1	07/24/2018 21:27	JW
SIM Polynuclear Aromatic Hydrocarbons SW8270D				**(SW3510C)**				
Naphthalene	5200	500		ug/L	264297	1000	07/25/2018 20:05	YH
Acenaphthylene	2.9	1.0		ug/L	264297	1	07/23/2018 14:05	YH
Acenaphthene	89	50		ug/L	264297	100	07/24/2018 18:07	YH
Fluorene	21	10		ug/L	264297	100	07/24/2018 18:07	YH
Phenanthrene	13	5.0		ug/L	264297	100	07/24/2018 18:07	YH
Anthracene	2.0	0.050		ug/L	264297	1	07/23/2018 14:05	YH
Fluoranthene	0.30	0.10		ug/L	264297	1	07/23/2018 14:05	YH
Pyrene	0.28	0.050		ug/L	264297	1	07/23/2018 14:05	YH
Benz(a)anthracene	BRL	0.050		ug/L	264297	1	07/23/2018 14:05	YH
Chrysene	BRL	0.050		ug/L	264297	1	07/23/2018 14:05	YH
Benzo(b)fluoranthene	BRL	0.10		ug/L	264297	1	07/23/2018 14:05	YH
Benzo(k)fluoranthene	BRL	0.050		ug/L	264297	1	07/23/2018 14:05	YH
Benzo(a)pyrene	BRL	0.050		ug/L	264297	1	07/23/2018 14:05	YH

Qualifiers:

*	Value exceeds maximum contaminant level	E	Estimated (value above quantitation range)
BRL	Below reporting limit	S	Spike Recovery outside limits due to matrix
H	Holding times for preparation or analysis exceeded	Narr	See case narrative
N	Analyte not NELAC certified	NC	Not confirmed
B	Analyte detected in the associated method blank	<	Less than Result value
>	Greater than Result value	J	Estimated value detected below Reporting Limit

Analytical Environmental Services, Inc **Date:** 10-Oct-18

Client:	Wood Environment & Infrastructure	**Client Sample ID:**	MW-12-0718
Project Name:	AGL - Augusta	**Collection Date:**	7/17/2018 1:04:00 PM
Lab ID:	1807I04-002	**Matrix:**	Groundwater

Analyses	Result	Reporting Limit	Qual	Units	BatchID	Dilution Factor	Date Analyzed	Analyst
SIM Polynuclear Aromatic Hydrocarbons SW8270D				**(SW3510C)**				
Indeno(1,2,3-cd)pyrene	BRL	0.050		ug/L	264297	1	07/23/2018 14:05	YH
Dibenz(a,h)anthracene	BRL	0.10		ug/L	264297	1	07/23/2018 14:05	YH
Benzo(g,h,i)perylene	BRL	0.10		ug/L	264297	1	07/23/2018 14:05	YH
Surr: 4-Terphenyl-d14	102	59.9-128		%REC	264297	1	07/23/2018 14:05	YH
Mercury, Total SW7470A				**(SW7470A)**				
Mercury	BRL	0.00020		mg/L	264480	1	07/26/2018 15:52	AS
Cyanide SW9014				**(SW9010C)**				
Cyanide, Total	0.013	0.010		mg/L	264433	1	07/24/2018 11:30	CG

Qualifiers:

*	Value exceeds maximum contaminant level	E	Estimated (value above quantitation range)
BRL	Below reporting limit	S	Spike Recovery outside limits due to matrix
H	Holding times for preparation or analysis exceeded	Narr	See case narrative
N	Analyte not NELAC certified	NC	Not confirmed
B	Analyte detected in the associated method blank	<	Less than Result value
>	Greater than Result value	J	Estimated value detected below Reporting Limit

Analytical Environmental Services, Inc

Date: 10-Oct-18

Client:	Wood Environment & Infrastructure	**Client Sample ID:**	MW-306D-0718
Project Name:	AGL - Augusta	**Collection Date:**	7/17/2018 6:15:00 PM
Lab ID:	1807I04-003	**Matrix:**	Groundwater

Analyses	Result	Reporting Limit	Qual	Units	BatchID	Dilution Factor	Date Analyzed	Analyst
Volatile Organic Compounds by GC/MS SW8260B				**(SW5030B)**				
Acetone	BRL	50		ug/L	264435	1	07/24/2018 18:26	CC
Benzene	BRL	5.0		ug/L	264435	1	07/24/2018 18:26	CC
Carbon disulfide	BRL	5.0		ug/L	264435	1	07/24/2018 18:26	CC
Ethylbenzene	BRL	5.0		ug/L	264435	1	07/24/2018 18:26	CC
Methylene chloride	BRL	5.0		ug/L	264435	1	07/24/2018 18:26	CC
Trichloroethene	BRL	5.0		ug/L	264435	1	07/24/2018 18:26	CC
Toluene	BRL	5.0		ug/L	264435	1	07/24/2018 18:26	CC
Xylenes, Total	BRL	5.0		ug/L	264435	1	07/24/2018 18:26	CC
Surr: 4-Bromofluorobenzene	79.3	68-127		%REC	264435	1	07/24/2018 18:26	CC
Surr: Dibromofluoromethane	85.3	84.4-122		%REC	264435	1	07/24/2018 18:26	CC
Surr: Toluene-d8	95.3	80.1-116		%REC	264435	1	07/24/2018 18:26	CC
Total Metals by ICP/MS SW6020B				**(SW3005A)**				
Antimony	BRL	0.00600		mg/L	264378	1	07/24/2018 21:30	JW
Arsenic	BRL	0.0500		mg/L	264378	1	07/24/2018 21:30	JW
Barium	0.684	0.00400		mg/L	264378	1	07/24/2018 21:30	JW
Beryllium	BRL	0.00400		mg/L	264378	1	07/24/2018 21:30	JW
Cadmium	BRL	0.00500		mg/L	264378	1	07/24/2018 21:30	JW
Chromium	BRL	0.0100		mg/L	264378	1	07/24/2018 21:30	JW
Copper	BRL	0.0100		mg/L	264378	1	07/24/2018 21:30	JW
Lead	BRL	0.0100		mg/L	264378	1	07/24/2018 21:30	JW
Nickel	BRL	0.0200		mg/L	264378	1	07/24/2018 21:30	JW
Selenium	BRL	0.0200		mg/L	264378	1	07/24/2018 21:30	JW
Thallium	BRL	0.00200		mg/L	264378	1	07/24/2018 21:30	JW
Vanadium	BRL	0.0100		mg/L	264378	1	07/24/2018 21:30	JW
Zinc	BRL	0.0200		mg/L	264378	1	07/24/2018 21:30	JW
SIM Polynuclear Aromatic Hydrocarbons SW8270D				**(SW3510C)**				
Naphthalene	BRL	0.50		ug/L	264297	1	07/23/2018 14:31	YH
Acenaphthylene	BRL	1.0		ug/L	264297	1	07/23/2018 14:31	YH
Acenaphthene	BRL	0.50		ug/L	264297	1	07/23/2018 14:31	YH
Fluorene	BRL	0.10		ug/L	264297	1	07/23/2018 14:31	YH
Phenanthrene	BRL	0.050		ug/L	264297	1	07/23/2018 14:31	YH
Anthracene	BRL	0.050		ug/L	264297	1	07/23/2018 14:31	YH
Fluoranthene	BRL	0.10		ug/L	264297	1	07/23/2018 14:31	YH
Pyrene	BRL	0.050		ug/L	264297	1	07/23/2018 14:31	YH
Benz(a)anthracene	BRL	0.050		ug/L	264297	1	07/23/2018 14:31	YH
Chrysene	BRL	0.050		ug/L	264297	1	07/23/2018 14:31	YH
Benzo(b)fluoranthene	BRL	0.10		ug/L	264297	1	07/23/2018 14:31	YH
Benzo(k)fluoranthene	BRL	0.050		ug/L	264297	1	07/23/2018 14:31	YH
Benzo(a)pyrene	BRL	0.050		ug/L	264297	1	07/23/2018 14:31	YH

Qualifiers:

*	Value exceeds maximum contaminant level	E	Estimated (value above quantitation range)
BRL	Below reporting limit	S	Spike Recovery outside limits due to matrix
H	Holding times for preparation or analysis exceeded	Narr	See case narrative
N	Analyte not NELAC certified	NC	Not confirmed
B	Analyte detected in the associated method blank	<	Less than Result value
>	Greater than Result value	J	Estimated value detected below Reporting Limit

Analytical Environmental Services, Inc **Date:** 10-Oct-18

Client:	Wood Environment & Infrastructure	**Client Sample ID:**	MW-306D-0718
Project Name:	AGL - Augusta	**Collection Date:**	7/17/2018 6:15:00 PM
Lab ID:	1807I04-003	**Matrix:**	Groundwater

Analyses	Result	Reporting Limit	Qual	Units	BatchID	Dilution Factor	Date Analyzed	Analyst
SIM Polynuclear Aromatic Hydrocarbons SW8270D				**(SW3510C)**				
Indeno(1,2,3-cd)pyrene	BRL	0.050		ug/L	264297	1	07/23/2018 14:31	YH
Dibenz(a,h)anthracene	BRL	0.10		ug/L	264297	1	07/23/2018 14:31	YH
Benzo(g,h,i)perylene	BRL	0.10		ug/L	264297	1	07/23/2018 14:31	YH
Surr: 4-Terphenyl-d14	115	59.9-128		%REC	264297	1	07/23/2018 14:31	YH
Mercury, Total SW7470A				**(SW7470A)**				
Mercury	BRL	0.00020		mg/L	264480	1	07/26/2018 15:55	AS
Cyanide SW9014				**(SW9010C)**				
Cyanide, Total	BRL	0.010		mg/L	264433	1	07/24/2018 11:30	CG

Qualifiers:

*	Value exceeds maximum contaminant level	E	Estimated (value above quantitation range)
BRL	Below reporting limit	S	Spike Recovery outside limits due to matrix
H	Holding times for preparation or analysis exceeded	Narr	See case narrative
N	Analyte not NELAC certified	NC	Not confirmed
B	Analyte detected in the associated method blank	<	Less than Result value
>	Greater than Result value	J	Estimated value detected below Reporting Limit

Analytical Environmental Services, Inc

Date: 10-Oct-18

Client:	Wood Environment & Infrastructure	**Client Sample ID:**	MW-306BR-0718
Project Name:	AGL - Augusta	**Collection Date:**	7/17/2018 2:40:00 PM
Lab ID:	1807I04-004	**Matrix:**	Groundwater

Analyses	Result	Reporting Limit	Qual	Units	BatchID	Dilution Factor	Date Analyzed	Analyst
Volatile Organic Compounds by GC/MS SW8260B				**(SW5030B)**				
Acetone	BRL	50		ug/L	264435	1	07/24/2018 18:55	CC
Benzene	BRL	5.0		ug/L	264435	1	07/24/2018 18:55	CC
Carbon disulfide	BRL	5.0		ug/L	264435	1	07/24/2018 18:55	CC
Ethylbenzene	BRL	5.0		ug/L	264435	1	07/24/2018 18:55	CC
Methylene chloride	BRL	5.0		ug/L	264435	1	07/24/2018 18:55	CC
Trichloroethene	BRL	5.0		ug/L	264435	1	07/24/2018 18:55	CC
Toluene	BRL	5.0		ug/L	264435	1	07/24/2018 18:55	CC
Xylenes, Total	BRL	5.0		ug/L	264435	1	07/24/2018 18:55	CC
Surr: 4-Bromofluorobenzene	86	68-127		%REC	264435	1	07/24/2018 18:55	CC
Surr: Dibromofluoromethane	87.2	84.4-122		%REC	264435	1	07/24/2018 18:55	CC
Surr: Toluene-d8	93	80.1-116		%REC	264435	1	07/24/2018 18:55	CC
Total Metals by ICP/MS SW6020B				**(SW3005A)**				
Antimony	BRL	0.00600		mg/L	264378	1	07/24/2018 21:32	JW
Arsenic	BRL	0.0500		mg/L	264378	1	07/24/2018 21:32	JW
Barium	0.466	0.00400		mg/L	264378	1	07/24/2018 21:32	JW
Beryllium	BRL	0.00400		mg/L	264378	1	07/24/2018 21:32	JW
Cadmium	BRL	0.00500		mg/L	264378	1	07/24/2018 21:32	JW
Chromium	BRL	0.0100		mg/L	264378	1	07/24/2018 21:32	JW
Copper	BRL	0.0100		mg/L	264378	1	07/24/2018 21:32	JW
Lead	BRL	0.0100		mg/L	264378	1	07/24/2018 21:32	JW
Nickel	BRL	0.0200		mg/L	264378	1	07/24/2018 21:32	JW
Selenium	BRL	0.0200		mg/L	264378	1	07/24/2018 21:32	JW
Thallium	BRL	0.00200		mg/L	264378	1	07/24/2018 21:32	JW
Vanadium	BRL	0.0100		mg/L	264378	1	07/24/2018 21:32	JW
Zinc	BRL	0.0200		mg/L	264378	1	07/24/2018 21:32	JW
SIM Polynuclear Aromatic Hydrocarbons SW8270D				**(SW3510C)**				
Naphthalene	260	50		ug/L	264297	100	07/24/2018 18:33	YH
Acenaphthylene	BRL	1.0		ug/L	264297	1	07/23/2018 14:59	YH
Acenaphthene	BRL	50		ug/L	264297	100	07/24/2018 18:33	YH
Fluorene	1.8	0.10		ug/L	264297	1	07/23/2018 14:59	YH
Phenanthrene	1.1	0.050		ug/L	264297	1	07/23/2018 14:59	YH
Anthracene	0.22	0.050		ug/L	264297	1	07/23/2018 14:59	YH
Fluoranthene	BRL	0.10		ug/L	264297	1	07/23/2018 14:59	YH
Pyrene	0.092	0.050		ug/L	264297	1	07/23/2018 14:59	YH
Benz(a)anthracene	BRL	0.050		ug/L	264297	1	07/23/2018 14:59	YH
Chrysene	BRL	0.050		ug/L	264297	1	07/23/2018 14:59	YH
Benzo(b)fluoranthene	BRL	0.10		ug/L	264297	1	07/23/2018 14:59	YH
Benzo(k)fluoranthene	BRL	0.050		ug/L	264297	1	07/23/2018 14:59	YH
Benzo(a)pyrene	BRL	0.050		ug/L	264297	1	07/23/2018 14:59	YH

Qualifiers:

*	Value exceeds maximum contaminant level	E	Estimated (value above quantitation range)
BRL	Below reporting limit	S	Spike Recovery outside limits due to matrix
H	Holding times for preparation or analysis exceeded	Narr	See case narrative
N	Analyte not NELAC certified	NC	Not confirmed
B	Analyte detected in the associated method blank	<	Less than Result value
>	Greater than Result value	J	Estimated value detected below Reporting Limit

Analytical Environmental Services, Inc **Date:** 10-Oct-18

Client:	Wood Environment & Infrastructure	**Client Sample ID:**	MW-306BR-0718
Project Name:	AGL - Augusta	**Collection Date:**	7/17/2018 2:40:00 PM
Lab ID:	1807I04-004	**Matrix:**	Groundwater

Analyses	Result	Reporting Limit	Qual	Units	BatchID	Dilution Factor	Date Analyzed	Analyst
SIM Polynuclear Aromatic Hydrocarbons SW8270D				**(SW3510C)**				
Indeno(1,2,3-cd)pyrene	BRL	0.050		ug/L	264297	1	07/23/2018 14:59	YH
Dibenz(a,h)anthracene	BRL	0.10		ug/L	264297	1	07/23/2018 14:59	YH
Benzo(g,h,i)perylene	BRL	0.10		ug/L	264297	1	07/23/2018 14:59	YH
Surr: 4-Terphenyl-d14	119	59.9-128		%REC	264297	1	07/23/2018 14:59	YH
Mercury, Total SW7470A				**(SW7470A)**				
Mercury	BRL	0.00020		mg/L	264480	1	07/26/2018 15:58	AS
Cyanide SW9014				**(SW9010C)**				
Cyanide, Total	BRL	0.010		mg/L	264433	1	07/24/2018 11:30	CG

Qualifiers:

*	Value exceeds maximum contaminant level	E	Estimated (value above quantitation range)
BRL	Below reporting limit	S	Spike Recovery outside limits due to matrix
H	Holding times for preparation or analysis exceeded	Narr	See case narrative
N	Analyte not NELAC certified	NC	Not confirmed
B	Analyte detected in the associated method blank	<	Less than Result value
>	Greater than Result value	J	Estimated value detected below Reporting Limit

Analytical Environmental Services, Inc

Date: 10-Oct-18

Client:	Wood Environment & Infrastructure	**Client Sample ID:**	MW-306SAP-0718
Project Name:	AGL - Augusta	**Collection Date:**	7/17/2018 12:55:00 PM
Lab ID:	1807I04-005	**Matrix:**	Groundwater

Analyses	Result	Reporting Limit	Qual	Units	BatchID	Dilution Factor	Date Analyzed	Analyst
Volatile Organic Compounds by GC/MS SW8260B				**(SW5030B)**				
Acetone	BRL	50		ug/L	264435	1	07/24/2018 19:24	CC
Benzene	BRL	5.0		ug/L	264435	1	07/24/2018 19:24	CC
Carbon disulfide	BRL	5.0		ug/L	264435	1	07/24/2018 19:24	CC
Ethylbenzene	BRL	5.0		ug/L	264435	1	07/24/2018 19:24	CC
Methylene chloride	BRL	5.0		ug/L	264435	1	07/24/2018 19:24	CC
Trichloroethene	BRL	5.0		ug/L	264435	1	07/24/2018 19:24	CC
Toluene	BRL	5.0		ug/L	264435	1	07/24/2018 19:24	CC
Xylenes, Total	BRL	5.0		ug/L	264435	1	07/24/2018 19:24	CC
Surr: 4-Bromofluorobenzene	79.6	68-127		%REC	264435	1	07/24/2018 19:24	CC
Surr: Dibromofluoromethane	88.4	84.4-122		%REC	264435	1	07/24/2018 19:24	CC
Surr: Toluene-d8	91.4	80.1-116		%REC	264435	1	07/24/2018 19:24	CC
Total Metals by ICP/MS SW6020B				**(SW3005A)**				
Antimony	BRL	0.00600		mg/L	264378	1	07/24/2018 21:34	JW
Arsenic	BRL	0.0500		mg/L	264378	1	07/24/2018 21:34	JW
Barium	0.679	0.00400		mg/L	264378	1	07/24/2018 21:34	JW
Beryllium	BRL	0.00400		mg/L	264378	1	07/24/2018 21:34	JW
Cadmium	BRL	0.00500		mg/L	264378	1	07/24/2018 21:34	JW
Chromium	0.0142	0.0100		mg/L	264378	1	07/24/2018 21:34	JW
Copper	BRL	0.0100		mg/L	264378	1	07/24/2018 21:34	JW
Lead	BRL	0.0100		mg/L	264378	1	07/24/2018 21:34	JW
Nickel	0.456	0.0200		mg/L	264378	1	07/24/2018 21:34	JW
Selenium	BRL	0.0200		mg/L	264378	1	07/24/2018 21:34	JW
Thallium	BRL	0.00200		mg/L	264378	1	07/24/2018 21:34	JW
Vanadium	BRL	0.0100		mg/L	264378	1	07/24/2018 21:34	JW
Zinc	BRL	0.0200		mg/L	264378	1	07/24/2018 21:34	JW
SIM Polynuclear Aromatic Hydrocarbons SW8270D				**(SW3510C)**				
Naphthalene	BRL	0.50		ug/L	264297	1	07/24/2018 12:42	YH
Acenaphthylene	BRL	1.0		ug/L	264297	1	07/24/2018 12:42	YH
Acenaphthene	BRL	0.50		ug/L	264297	1	07/24/2018 12:42	YH
Fluorene	BRL	0.10		ug/L	264297	1	07/24/2018 12:42	YH
Phenanthrene	BRL	0.050		ug/L	264297	1	07/24/2018 12:42	YH
Anthracene	BRL	0.050		ug/L	264297	1	07/24/2018 12:42	YH
Fluoranthene	BRL	0.10		ug/L	264297	1	07/24/2018 12:42	YH
Pyrene	BRL	0.050		ug/L	264297	1	07/24/2018 12:42	YH
Benz(a)anthracene	BRL	0.050		ug/L	264297	1	07/24/2018 12:42	YH
Chrysene	BRL	0.050		ug/L	264297	1	07/24/2018 12:42	YH
Benzo(b)fluoranthene	BRL	0.10		ug/L	264297	1	07/24/2018 12:42	YH
Benzo(k)fluoranthene	BRL	0.050		ug/L	264297	1	07/24/2018 12:42	YH
Benzo(a)pyrene	BRL	0.050		ug/L	264297	1	07/24/2018 12:42	YH

Qualifiers:

*	Value exceeds maximum contaminant level	E	Estimated (value above quantitation range)
BRL	Below reporting limit	S	Spike Recovery outside limits due to matrix
H	Holding times for preparation or analysis exceeded	Narr	See case narrative
N	Analyte not NELAC certified	NC	Not confirmed
B	Analyte detected in the associated method blank	<	Less than Result value
>	Greater than Result value	J	Estimated value detected below Reporting Limit

Analytical Environmental Services, Inc **Date:** 10-Oct-18

Client:	Wood Environment & Infrastructure	**Client Sample ID:**	MW-306SAP-0718
Project Name:	AGL - Augusta	**Collection Date:**	7/17/2018 12:55:00 PM
Lab ID:	1807I04-005	**Matrix:**	Groundwater

Analyses	Result	Reporting Limit	Qual	Units	BatchID	Dilution Factor	Date Analyzed	Analyst
SIM Polynuclear Aromatic Hydrocarbons SW8270D				**(SW3510C)**				
Indeno(1,2,3-cd)pyrene	BRL	0.050		ug/L	264297	1	07/24/2018 12:42	YH
Dibenz(a,h)anthracene	BRL	0.10		ug/L	264297	1	07/24/2018 12:42	YH
Benzo(g,h,i)perylene	BRL	0.10		ug/L	264297	1	07/24/2018 12:42	YH
Surr: 4-Terphenyl-d14	138	59.9-128	S	%REC	264297	1	07/24/2018 12:42	YH
Mercury, Total SW7470A				**(SW7470A)**				
Mercury	BRL	0.00020		mg/L	264480	1	07/26/2018 16:02	AS
Cyanide SW9014				**(SW9010C)**				
Cyanide, Total	BRL	0.010		mg/L	264433	1	07/24/2018 11:30	CG

Qualifiers:

*	Value exceeds maximum contaminant level	E	Estimated (value above quantitation range)
BRL	Below reporting limit	S	Spike Recovery outside limits due to matrix
H	Holding times for preparation or analysis exceeded	Narr	See case narrative
N	Analyte not NELAC certified	NC	Not confirmed
B	Analyte detected in the associated method blank	<	Less than Result value
>	Greater than Result value	J	Estimated value detected below Reporting Limit

Analytical Environmental Services, Inc **Date:** 10-Oct-18

Client:	Wood Environment & Infrastructure	**Client Sample ID:**	MW-306TZ-0718
Project Name:	AGL - Augusta	**Collection Date:**	7/17/2018 4:40:00 PM
Lab ID:	1807I04-006	**Matrix:**	Groundwater

Analyses	Result	Reporting Limit	Qual	Units	BatchID	Dilution Factor	Date Analyzed	Analyst
Volatile Organic Compounds by GC/MS SW8260B				**(SW5030B)**				
Acetone	BRL	50		ug/L	264435	1	07/24/2018 19:53	CC
Benzene	BRL	5.0		ug/L	264435	1	07/24/2018 19:53	CC
Carbon disulfide	BRL	5.0		ug/L	264435	1	07/24/2018 19:53	CC
Ethylbenzene	BRL	5.0		ug/L	264435	1	07/24/2018 19:53	CC
Methylene chloride	BRL	5.0		ug/L	264435	1	07/24/2018 19:53	CC
Trichloroethene	BRL	5.0		ug/L	264435	1	07/24/2018 19:53	CC
Toluene	BRL	5.0		ug/L	264435	1	07/24/2018 19:53	CC
Xylenes, Total	5.4	5.0		ug/L	264435	1	07/24/2018 19:53	CC
Surr: 4-Bromofluorobenzene	79.2	68-127		%REC	264435	1	07/24/2018 19:53	CC
Surr: Dibromofluoromethane	85.7	84.4-122		%REC	264435	1	07/24/2018 19:53	CC
Surr: Toluene-d8	94.1	80.1-116		%REC	264435	1	07/24/2018 19:53	CC
Total Metals by ICP/MS SW6020B				**(SW3005A)**				
Antimony	BRL	0.00600		mg/L	264378	1	07/24/2018 21:36	JW
Arsenic	BRL	0.0500		mg/L	264378	1	07/24/2018 21:36	JW
Barium	0.686	0.00400		mg/L	264378	1	07/24/2018 21:36	JW
Beryllium	BRL	0.00400		mg/L	264378	1	07/24/2018 21:36	JW
Cadmium	BRL	0.00500		mg/L	264378	1	07/24/2018 21:36	JW
Chromium	BRL	0.0100		mg/L	264378	1	07/24/2018 21:36	JW
Copper	BRL	0.0100		mg/L	264378	1	07/24/2018 21:36	JW
Lead	BRL	0.0100		mg/L	264378	1	07/24/2018 21:36	JW
Nickel	BRL	0.0200		mg/L	264378	1	07/24/2018 21:36	JW
Selenium	BRL	0.0200		mg/L	264378	1	07/24/2018 21:36	JW
Thallium	BRL	0.00200		mg/L	264378	1	07/24/2018 21:36	JW
Vanadium	BRL	0.0100		mg/L	264378	1	07/24/2018 21:36	JW
Zinc	BRL	0.0200		mg/L	264378	1	07/24/2018 21:36	JW
SIM Polynuclear Aromatic Hydrocarbons SW8270D				**(SW3510C)**				
Naphthalene	290	50		ug/L	264297	100	07/24/2018 18:59	YH
Acenaphthylene	BRL	1.0		ug/L	264297	1	07/24/2018 13:37	YH
Acenaphthene	BRL	50		ug/L	264297	100	07/24/2018 18:59	YH
Fluorene	2.6	0.10		ug/L	264297	1	07/24/2018 13:37	YH
Phenanthrene	1.5	0.050		ug/L	264297	1	07/24/2018 13:37	YH
Anthracene	0.33	0.050		ug/L	264297	1	07/24/2018 13:37	YH
Fluoranthene	0.18	0.10		ug/L	264297	1	07/24/2018 13:37	YH
Pyrene	0.15	0.050		ug/L	264297	1	07/24/2018 13:37	YH
Benz(a)anthracene	BRL	0.050		ug/L	264297	1	07/24/2018 13:37	YH
Chrysene	BRL	0.050		ug/L	264297	1	07/24/2018 13:37	YH
Benzo(b)fluoranthene	BRL	0.10		ug/L	264297	1	07/24/2018 13:37	YH
Benzo(k)fluoranthene	BRL	0.050		ug/L	264297	1	07/24/2018 13:37	YH
Benzo(a)pyrene	BRL	0.050		ug/L	264297	1	07/24/2018 13:37	YH

Qualifiers:

*	Value exceeds maximum contaminant level	E	Estimated (value above quantitation range)
BRL	Below reporting limit	S	Spike Recovery outside limits due to matrix
H	Holding times for preparation or analysis exceeded	Narr	See case narrative
N	Analyte not NELAC certified	NC	Not confirmed
B	Analyte detected in the associated method blank	<	Less than Result value
>	Greater than Result value	J	Estimated value detected below Reporting Limit

Analytical Environmental Services, Inc **Date:** 10-Oct-18

Client:	Wood Environment & Infrastructure	**Client Sample ID:**	MW-306TZ-0718
Project Name:	AGL - Augusta	**Collection Date:**	7/17/2018 4:40:00 PM
Lab ID:	1807I04-006	**Matrix:**	Groundwater

Analyses	Result	Reporting Limit	Qual	Units	BatchID	Dilution Factor	Date Analyzed	Analyst
SIM Polynuclear Aromatic Hydrocarbons SW8270D				**(SW3510C)**				
Indeno(1,2,3-cd)pyrene	BRL	0.050		ug/L	264297	1	07/24/2018 13:37	YH
Dibenz(a,h)anthracene	BRL	0.10		ug/L	264297	1	07/24/2018 13:37	YH
Benzo(g,h,i)perylene	BRL	0.10		ug/L	264297	1	07/24/2018 13:37	YH
Surr: 4-Terphenyl-d14	127	59.9-128		%REC	264297	1	07/24/2018 13:37	YH
Mercury, Total SW7470A				**(SW7470A)**				
Mercury	BRL	0.00020		mg/L	264480	1	07/26/2018 16:05	AS
Cyanide SW9014				**(SW9010C)**				
Cyanide, Total	BRL	0.010		mg/L	264433	1	07/24/2018 11:30	CG

Qualifiers:

*	Value exceeds maximum contaminant level	E	Estimated (value above quantitation range)
BRL	Below reporting limit	S	Spike Recovery outside limits due to matrix
H	Holding times for preparation or analysis exceeded	Narr	See case narrative
N	Analyte not NELAC certified	NC	Not confirmed
B	Analyte detected in the associated method blank	<	Less than Result value
>	Greater than Result value	J	Estimated value detected below Reporting Limit

Analytical Environmental Services, Inc

Date: 10-Oct-18

Client:	Wood Environment & Infrastructure	**Client Sample ID:**	MW-311-0718
Project Name:	AGL - Augusta	**Collection Date:**	7/17/2018 4:17:00 PM
Lab ID:	1807I04-007	**Matrix:**	Groundwater

Analyses	Result	Reporting Limit	Qual	Units	BatchID	Dilution Factor	Date Analyzed	Analyst
Volatile Organic Compounds by GC/MS SW8260B				**(SW5030B)**				
Acetone	BRL	50		ug/L	264435	1	07/24/2018 20:22	CC
Benzene	170	5.0		ug/L	264435	1	07/24/2018 20:22	CC
Carbon disulfide	BRL	5.0		ug/L	264435	1	07/24/2018 20:22	CC
Ethylbenzene	27	5.0		ug/L	264435	1	07/24/2018 20:22	CC
Methylene chloride	BRL	5.0		ug/L	264435	1	07/24/2018 20:22	CC
Trichloroethene	BRL	5.0		ug/L	264435	1	07/24/2018 20:22	CC
Toluene	BRL	5.0		ug/L	264435	1	07/24/2018 20:22	CC
Xylenes, Total	BRL	5.0		ug/L	264435	1	07/24/2018 20:22	CC
Surr: 4-Bromofluorobenzene	83.5	68-127		%REC	264435	1	07/24/2018 20:22	CC
Surr: Dibromofluoromethane	86.2	84.4-122		%REC	264435	1	07/24/2018 20:22	CC
Surr: Toluene-d8	90.9	80.1-116		%REC	264435	1	07/24/2018 20:22	CC
Total Metals by ICP/MS SW6020B				**(SW3005A)**				
Antimony	BRL	0.00600		mg/L	264378	1	07/24/2018 21:38	JW
Arsenic	BRL	0.0500		mg/L	264378	1	07/24/2018 21:38	JW
Barium	0.0865	0.00400		mg/L	264378	1	07/24/2018 21:38	JW
Beryllium	BRL	0.00400		mg/L	264378	1	07/24/2018 21:38	JW
Cadmium	0.0256	0.00500		mg/L	264378	1	07/24/2018 21:38	JW
Chromium	BRL	0.0100		mg/L	264378	1	07/24/2018 21:38	JW
Copper	BRL	0.0100		mg/L	264378	1	07/24/2018 21:38	JW
Lead	BRL	0.0100		mg/L	264378	1	07/24/2018 21:38	JW
Nickel	BRL	0.0200		mg/L	264378	1	07/24/2018 21:38	JW
Selenium	BRL	0.0200		mg/L	264378	1	07/24/2018 21:38	JW
Thallium	BRL	0.00200		mg/L	264378	1	07/24/2018 21:38	JW
Vanadium	BRL	0.0100		mg/L	264378	1	07/24/2018 21:38	JW
Zinc	0.0573	0.0200		mg/L	264378	1	07/26/2018 22:02	JW
SIM Polynuclear Aromatic Hydrocarbons SW8270D				**(SW3510C)**				
Naphthalene	4.2	0.50		ug/L	264297	1	07/23/2018 16:21	YH
Acenaphthylene	BRL	1.0		ug/L	264297	1	07/23/2018 16:21	YH
Acenaphthene	2.1	0.50		ug/L	264297	1	07/23/2018 16:21	YH
Fluorene	0.74	0.10		ug/L	264297	1	07/23/2018 16:21	YH
Phenanthrene	0.10	0.050		ug/L	264297	1	07/23/2018 16:21	YH
Anthracene	0.054	0.050		ug/L	264297	1	07/23/2018 16:21	YH
Fluoranthene	BRL	0.10		ug/L	264297	1	07/23/2018 16:21	YH
Pyrene	BRL	0.050		ug/L	264297	1	07/23/2018 16:21	YH
Benz(a)anthracene	BRL	0.050		ug/L	264297	1	07/23/2018 16:21	YH
Chrysene	BRL	0.050		ug/L	264297	1	07/23/2018 16:21	YH
Benzo(b)fluoranthene	BRL	0.10		ug/L	264297	1	07/23/2018 16:21	YH
Benzo(k)fluoranthene	BRL	0.050		ug/L	264297	1	07/23/2018 16:21	YH
Benzo(a)pyrene	BRL	0.050		ug/L	264297	1	07/23/2018 16:21	YH

Qualifiers:

*	Value exceeds maximum contaminant level	E	Estimated (value above quantitation range)
BRL	Below reporting limit	S	Spike Recovery outside limits due to matrix
H	Holding times for preparation or analysis exceeded	Narr	See case narrative
N	Analyte not NELAC certified	NC	Not confirmed
B	Analyte detected in the associated method blank	<	Less than Result value
>	Greater than Result value	J	Estimated value detected below Reporting Limit

Analytical Environmental Services, Inc **Date:** 10-Oct-18

Client:	Wood Environment & Infrastructure	**Client Sample ID:**	MW-311-0718
Project Name:	AGL - Augusta	**Collection Date:**	7/17/2018 4:17:00 PM
Lab ID:	1807I04-007	**Matrix:**	Groundwater

Analyses	Result	Reporting Limit	Qual	Units	BatchID	Dilution Factor	Date Analyzed	Analyst
SIM Polynuclear Aromatic Hydrocarbons SW8270D				**(SW3510C)**				
Indeno(1,2,3-cd)pyrene	BRL	0.050		ug/L	264297	1	07/23/2018 16:21	YH
Dibenz(a,h)anthracene	BRL	0.10		ug/L	264297	1	07/23/2018 16:21	YH
Benzo(g,h,i)perylene	BRL	0.10		ug/L	264297	1	07/23/2018 16:21	YH
Surr: 4-Terphenyl-d14	100	59.9-128		%REC	264297	1	07/23/2018 16:21	YH
Mercury, Total SW7470A				**(SW7470A)**				
Mercury	BRL	0.00020		mg/L	264480	1	07/26/2018 16:15	AS
Cyanide SW9014				**(SW9010C)**				
Cyanide, Total	BRL	0.010		mg/L	264433	1	07/24/2018 11:30	CG

Qualifiers:

*	Value exceeds maximum contaminant level	E	Estimated (value above quantitation range)
BRL	Below reporting limit	S	Spike Recovery outside limits due to matrix
H	Holding times for preparation or analysis exceeded	Narr	See case narrative
N	Analyte not NELAC certified	NC	Not confirmed
B	Analyte detected in the associated method blank	<	Less than Result value
>	Greater than Result value	J	Estimated value detected below Reporting Limit

Analytical Environmental Services, Inc

Date: 10-Oct-18

Client:	Wood Environment & Infrastructure	**Client Sample ID:**	MW-402D-0718
Project Name:	AGL - Augusta	**Collection Date:**	7/17/2018 4:30:00 PM
Lab ID:	1807I04-008	**Matrix:**	Groundwater

Analyses	Result	Reporting Limit	Qual	Units	BatchID	Dilution Factor	Date Analyzed	Analyst
Volatile Organic Compounds by GC/MS SW8260B				**(SW5030B)**				
Acetone	BRL	50		ug/L	264435	1	07/24/2018 20:51	CC
Benzene	BRL	5.0		ug/L	264435	1	07/24/2018 20:51	CC
Carbon disulfide	BRL	5.0		ug/L	264435	1	07/24/2018 20:51	CC
Ethylbenzene	BRL	5.0		ug/L	264435	1	07/24/2018 20:51	CC
Methylene chloride	BRL	5.0		ug/L	264435	1	07/24/2018 20:51	CC
Trichloroethene	BRL	5.0		ug/L	264435	1	07/24/2018 20:51	CC
Toluene	BRL	5.0		ug/L	264435	1	07/24/2018 20:51	CC
Xylenes, Total	BRL	5.0		ug/L	264435	1	07/24/2018 20:51	CC
Surr: 4-Bromofluorobenzene	79.3	68-127		%REC	264435	1	07/24/2018 20:51	CC
Surr: Dibromofluoromethane	85.6	84.4-122		%REC	264435	1	07/24/2018 20:51	CC
Surr: Toluene-d8	93.6	80.1-116		%REC	264435	1	07/24/2018 20:51	CC
Total Metals by ICP/MS SW6020B				**(SW3005A)**				
Antimony	BRL	0.00600		mg/L	264378	1	07/24/2018 21:41	JW
Arsenic	BRL	0.0500		mg/L	264378	1	07/24/2018 21:41	JW
Barium	0.0803	0.00400		mg/L	264378	1	07/24/2018 21:41	JW
Beryllium	BRL	0.00400		mg/L	264378	1	07/24/2018 21:41	JW
Cadmium	BRL	0.00500		mg/L	264378	1	07/24/2018 21:41	JW
Chromium	BRL	0.0100		mg/L	264378	1	07/24/2018 21:41	JW
Copper	BRL	0.0100		mg/L	264378	1	07/24/2018 21:41	JW
Lead	BRL	0.0100		mg/L	264378	1	07/24/2018 21:41	JW
Nickel	BRL	0.0200		mg/L	264378	1	07/24/2018 21:41	JW
Selenium	BRL	0.0200		mg/L	264378	1	07/24/2018 21:41	JW
Thallium	BRL	0.00200		mg/L	264378	1	07/24/2018 21:41	JW
Vanadium	BRL	0.0100		mg/L	264378	1	07/24/2018 21:41	JW
Zinc	BRL	0.0200		mg/L	264378	1	07/24/2018 21:41	JW
SIM Polynuclear Aromatic Hydrocarbons SW8270D				**(SW3510C)**				
Naphthalene	BRL	0.50		ug/L	264297	1	07/24/2018 14:04	YH
Acenaphthylene	BRL	1.0		ug/L	264297	1	07/24/2018 14:04	YH
Acenaphthene	BRL	0.50		ug/L	264297	1	07/24/2018 14:04	YH
Fluorene	BRL	0.10		ug/L	264297	1	07/24/2018 14:04	YH
Phenanthrene	BRL	0.050		ug/L	264297	1	07/24/2018 14:04	YH
Anthracene	BRL	0.050		ug/L	264297	1	07/24/2018 14:04	YH
Fluoranthene	BRL	0.10		ug/L	264297	1	07/24/2018 14:04	YH
Pyrene	BRL	0.050		ug/L	264297	1	07/24/2018 14:04	YH
Benz(a)anthracene	BRL	0.050		ug/L	264297	1	07/24/2018 14:04	YH
Chrysene	BRL	0.050		ug/L	264297	1	07/24/2018 14:04	YH
Benzo(b)fluoranthene	BRL	0.10		ug/L	264297	1	07/24/2018 14:04	YH
Benzo(k)fluoranthene	BRL	0.050		ug/L	264297	1	07/24/2018 14:04	YH
Benzo(a)pyrene	BRL	0.050		ug/L	264297	1	07/24/2018 14:04	YH

Qualifiers:

*	Value exceeds maximum contaminant level	E	Estimated (value above quantitation range)
BRL	Below reporting limit	S	Spike Recovery outside limits due to matrix
H	Holding times for preparation or analysis exceeded	Narr	See case narrative
N	Analyte not NELAC certified	NC	Not confirmed
B	Analyte detected in the associated method blank	<	Less than Result value
>	Greater than Result value	J	Estimated value detected below Reporting Limit

Analytical Environmental Services, Inc **Date:** 10-Oct-18

Client:	Wood Environment & Infrastructure	**Client Sample ID:**	MW-402D-0718
Project Name:	AGL - Augusta	**Collection Date:**	7/17/2018 4:30:00 PM
Lab ID:	1807I04-008	**Matrix:**	Groundwater

Analyses	Result	Reporting Limit	Qual	Units	BatchID	Dilution Factor	Date Analyzed	Analyst
SIM Polynuclear Aromatic Hydrocarbons SW8270D				**(SW3510C)**				
Indeno(1,2,3-cd)pyrene	BRL	0.050		ug/L	264297	1	07/24/2018 14:04	YH
Dibenz(a,h)anthracene	BRL	0.10		ug/L	264297	1	07/24/2018 14:04	YH
Benzo(g,h,i)perylene	BRL	0.10		ug/L	264297	1	07/24/2018 14:04	YH
Surr: 4-Terphenyl-d14	103	59.9-128		%REC	264297	1	07/24/2018 14:04	YH
Mercury, Total SW7470A				**(SW7470A)**				
Mercury	BRL	0.00020		mg/L	264480	1	07/26/2018 16:18	AS
Cyanide SW9014				**(SW9010C)**				
Cyanide, Total	BRL	0.010		mg/L	264433	1	07/24/2018 11:30	CG

Qualifiers:

*	Value exceeds maximum contaminant level	E	Estimated (value above quantitation range)
BRL	Below reporting limit	S	Spike Recovery outside limits due to matrix
H	Holding times for preparation or analysis exceeded	Narr	See case narrative
N	Analyte not NELAC certified	NC	Not confirmed
B	Analyte detected in the associated method blank	<	Less than Result value
>	Greater than Result value	J	Estimated value detected below Reporting Limit

Analytical Environmental Services, Inc **Date:** 10-Oct-18

Client:	Wood Environment & Infrastructure	**Client Sample ID:**	MW-402S-0718
Project Name:	AGL - Augusta	**Collection Date:**	7/17/2018 3:15:00 PM
Lab ID:	1807I04-009	**Matrix:**	Groundwater

Analyses	Result	Reporting Limit	Qual	Units	BatchID	Dilution Factor	Date Analyzed	Analyst
Volatile Organic Compounds by GC/MS SW8260B				**(SW5030B)**				
Acetone	BRL	50		ug/L	264435	1	07/24/2018 21:20	CC
Benzene	BRL	5.0		ug/L	264435	1	07/24/2018 21:20	CC
Carbon disulfide	BRL	5.0		ug/L	264435	1	07/24/2018 21:20	CC
Ethylbenzene	BRL	5.0		ug/L	264435	1	07/24/2018 21:20	CC
Methylene chloride	BRL	5.0		ug/L	264435	1	07/24/2018 21:20	CC
Trichloroethene	BRL	5.0		ug/L	264435	1	07/24/2018 21:20	CC
Toluene	BRL	5.0		ug/L	264435	1	07/24/2018 21:20	CC
Xylenes, Total	BRL	5.0		ug/L	264435	1	07/24/2018 21:20	CC
Surr: 4-Bromofluorobenzene	74.2	68-127		%REC	264435	1	07/24/2018 21:20	CC
Surr: Dibromofluoromethane	87.6	84.4-122		%REC	264435	1	07/24/2018 21:20	CC
Surr: Toluene-d8	93.8	80.1-116		%REC	264435	1	07/24/2018 21:20	CC
Total Metals by ICP/MS SW6020B				**(SW3005A)**				
Antimony	BRL	0.00600		mg/L	264378	1	07/24/2018 21:43	JW
Arsenic	BRL	0.0500		mg/L	264378	1	07/24/2018 21:43	JW
Barium	0.0735	0.00400		mg/L	264378	1	07/24/2018 21:43	JW
Beryllium	BRL	0.00400		mg/L	264378	1	07/24/2018 21:43	JW
Cadmium	BRL	0.00500		mg/L	264378	1	07/24/2018 21:43	JW
Chromium	BRL	0.0100		mg/L	264378	1	07/24/2018 21:43	JW
Copper	BRL	0.0100		mg/L	264378	1	07/24/2018 21:43	JW
Lead	BRL	0.0100		mg/L	264378	1	07/24/2018 21:43	JW
Nickel	BRL	0.0200		mg/L	264378	1	07/24/2018 21:43	JW
Selenium	BRL	0.0200		mg/L	264378	1	07/24/2018 21:43	JW
Thallium	BRL	0.00200		mg/L	264378	1	07/24/2018 21:43	JW
Vanadium	BRL	0.0100		mg/L	264378	1	07/24/2018 21:43	JW
Zinc	BRL	0.0200		mg/L	264378	1	07/24/2018 21:43	JW
SIM Polynuclear Aromatic Hydrocarbons SW8270D				**(SW3510C)**				
Naphthalene	BRL	0.50		ug/L	264297	1	07/24/2018 14:31	YH
Acenaphthylene	BRL	1.0		ug/L	264297	1	07/24/2018 14:31	YH
Acenaphthene	BRL	0.50		ug/L	264297	1	07/24/2018 14:31	YH
Fluorene	BRL	0.10		ug/L	264297	1	07/24/2018 14:31	YH
Phenanthrene	BRL	0.050		ug/L	264297	1	07/24/2018 14:31	YH
Anthracene	BRL	0.050		ug/L	264297	1	07/24/2018 14:31	YH
Fluoranthene	BRL	0.10		ug/L	264297	1	07/24/2018 14:31	YH
Pyrene	BRL	0.050		ug/L	264297	1	07/24/2018 14:31	YH
Benz(a)anthracene	BRL	0.050		ug/L	264297	1	07/24/2018 14:31	YH
Chrysene	BRL	0.050		ug/L	264297	1	07/24/2018 14:31	YH
Benzo(b)fluoranthene	BRL	0.10		ug/L	264297	1	07/24/2018 14:31	YH
Benzo(k)fluoranthene	BRL	0.050		ug/L	264297	1	07/24/2018 14:31	YH
Benzo(a)pyrene	BRL	0.050		ug/L	264297	1	07/24/2018 14:31	YH

Qualifiers:

*	Value exceeds maximum contaminant level	E	Estimated (value above quantitation range)
BRL	Below reporting limit	S	Spike Recovery outside limits due to matrix
H	Holding times for preparation or analysis exceeded	Narr	See case narrative
N	Analyte not NELAC certified	NC	Not confirmed
B	Analyte detected in the associated method blank	<	Less than Result value
>	Greater than Result value	J	Estimated value detected below Reporting Limit

Analytical Environmental Services, Inc **Date:** 10-Oct-18

Client:	Wood Environment & Infrastructure	**Client Sample ID:**	MW-402S-0718
Project Name:	AGL - Augusta	**Collection Date:**	7/17/2018 3:15:00 PM
Lab ID:	1807I04-009	**Matrix:**	Groundwater

Analyses	Result	Reporting Limit	Qual	Units	BatchID	Dilution Factor	Date Analyzed	Analyst
SIM Polynuclear Aromatic Hydrocarbons SW8270D				**(SW3510C)**				
Indeno(1,2,3-cd)pyrene	0.11	0.050		ug/L	264297	1	07/24/2018 14:31	YH
Dibenz(a,h)anthracene	BRL	0.10		ug/L	264297	1	07/24/2018 14:31	YH
Benzo(g,h,i)perylene	0.15	0.10		ug/L	264297	1	07/24/2018 14:31	YH
Surr: 4-Terphenyl-d14	107	59.9-128		%REC	264297	1	07/24/2018 14:31	YH
Mercury, Total SW7470A				**(SW7470A)**				
Mercury	BRL	0.00020		mg/L	264480	1	07/26/2018 16:21	AS
Cyanide SW9014				**(SW9010C)**				
Cyanide, Total	BRL	0.010		mg/L	264433	1	07/24/2018 11:30	CG

Qualifiers:

*	Value exceeds maximum contaminant level	E	Estimated (value above quantitation range)
BRL	Below reporting limit	S	Spike Recovery outside limits due to matrix
H	Holding times for preparation or analysis exceeded	Narr	See case narrative
N	Analyte not NELAC certified	NC	Not confirmed
B	Analyte detected in the associated method blank	<	Less than Result value
>	Greater than Result value	J	Estimated value detected below Reporting Limit

Analytical Environmental Services, Inc **Date:** 10-Oct-18

Client:	Wood Environment & Infrastructure	**Client Sample ID:**	MW-507BR-0718
Project Name:	AGL - Augusta	**Collection Date:**	7/17/2018 12:00:00 PM
Lab ID:	1807I04-010	**Matrix:**	Groundwater

Analyses	Result	Reporting Limit	Qual	Units	BatchID	Dilution Factor	Date Analyzed	Analyst
Volatile Organic Compounds by GC/MS SW8260B				**(SW5030B)**				
Acetone	BRL	50		ug/L	264435	1	07/24/2018 21:49	CC
Benzene	BRL	5.0		ug/L	264435	1	07/24/2018 21:49	CC
Carbon disulfide	BRL	5.0		ug/L	264435	1	07/24/2018 21:49	CC
Ethylbenzene	BRL	5.0		ug/L	264435	1	07/24/2018 21:49	CC
Methylene chloride	BRL	5.0		ug/L	264435	1	07/24/2018 21:49	CC
Trichloroethene	BRL	5.0		ug/L	264435	1	07/24/2018 21:49	CC
Toluene	BRL	5.0		ug/L	264435	1	07/24/2018 21:49	CC
Xylenes, Total	BRL	5.0		ug/L	264435	1	07/24/2018 21:49	CC
Surr: 4-Bromofluorobenzene	81.6	68-127		%REC	264435	1	07/24/2018 21:49	CC
Surr: Dibromofluoromethane	96.6	84.4-122		%REC	264435	1	07/24/2018 21:49	CC
Surr: Toluene-d8	97.7	80.1-116		%REC	264435	1	07/24/2018 21:49	CC
Total Metals by ICP/MS SW6020B				**(SW3005A)**				
Antimony	BRL	0.00600		mg/L	264379	1	07/25/2018 20:53	JW
Arsenic	BRL	0.0500		mg/L	264379	1	07/24/2018 17:40	JW
Barium	0.0739	0.00400		mg/L	264379	1	07/24/2018 17:40	JW
Beryllium	BRL	0.00400		mg/L	264379	1	07/24/2018 17:40	JW
Cadmium	BRL	0.00500		mg/L	264379	1	07/25/2018 20:53	JW
Chromium	BRL	0.0100		mg/L	264379	1	07/24/2018 17:40	JW
Copper	BRL	0.0100		mg/L	264379	1	07/24/2018 17:40	JW
Lead	BRL	0.0100		mg/L	264379	1	07/24/2018 17:40	JW
Nickel	BRL	0.0200		mg/L	264379	1	07/24/2018 17:40	JW
Selenium	BRL	0.0200		mg/L	264379	1	07/24/2018 17:40	JW
Thallium	BRL	0.00200		mg/L	264379	1	07/24/2018 17:40	JW
Vanadium	BRL	0.0100		mg/L	264379	1	07/24/2018 17:40	JW
Zinc	BRL	0.0200		mg/L	264379	1	07/24/2018 17:40	JW
SIM Polynuclear Aromatic Hydrocarbons SW8270D				**(SW3510C)**				
Naphthalene	BRL	0.50		ug/L	264297	1	07/24/2018 14:58	YH
Acenaphthylene	BRL	1.0		ug/L	264297	1	07/24/2018 14:58	YH
Acenaphthene	BRL	0.50		ug/L	264297	1	07/24/2018 14:58	YH
Fluorene	BRL	0.10		ug/L	264297	1	07/24/2018 14:58	YH
Phenanthrene	BRL	0.050		ug/L	264297	1	07/24/2018 14:58	YH
Anthracene	BRL	0.050		ug/L	264297	1	07/24/2018 14:58	YH
Fluoranthene	BRL	0.10		ug/L	264297	1	07/24/2018 14:58	YH
Pyrene	BRL	0.050		ug/L	264297	1	07/24/2018 14:58	YH
Benz(a)anthracene	BRL	0.050		ug/L	264297	1	07/24/2018 14:58	YH
Chrysene	BRL	0.050		ug/L	264297	1	07/24/2018 14:58	YH
Benzo(b)fluoranthene	BRL	0.10		ug/L	264297	1	07/24/2018 14:58	YH
Benzo(k)fluoranthene	BRL	0.050		ug/L	264297	1	07/24/2018 14:58	YH
Benzo(a)pyrene	BRL	0.050		ug/L	264297	1	07/24/2018 14:58	YH

Qualifiers:

*	Value exceeds maximum contaminant level	E	Estimated (value above quantitation range)
BRL	Below reporting limit	S	Spike Recovery outside limits due to matrix
H	Holding times for preparation or analysis exceeded	Narr	See case narrative
N	Analyte not NELAC certified	NC	Not confirmed
B	Analyte detected in the associated method blank	<	Less than Result value
>	Greater than Result value	J	Estimated value detected below Reporting Limit

Analytical Environmental Services, Inc **Date:** 10-Oct-18

Client:	Wood Environment & Infrastructure	**Client Sample ID:**	MW-507BR-0718
Project Name:	AGL - Augusta	**Collection Date:**	7/17/2018 12:00:00 PM
Lab ID:	1807I04-010	**Matrix:**	Groundwater

Analyses	Result	Reporting Limit	Qual	Units	BatchID	Dilution Factor	Date Analyzed	Analyst
SIM Polynuclear Aromatic Hydrocarbons SW8270D				**(SW3510C)**				
Indeno(1,2,3-cd)pyrene	BRL	0.050		ug/L	264297	1	07/24/2018 14:58	YH
Dibenz(a,h)anthracene	BRL	0.10		ug/L	264297	1	07/24/2018 14:58	YH
Benzo(g,h,i)perylene	BRL	0.10		ug/L	264297	1	07/24/2018 14:58	YH
Surr: 4-Terphenyl-d14	106	59.9-128		%REC	264297	1	07/24/2018 14:58	YH
Mercury, Total SW7470A				**(SW7470A)**				
Mercury	BRL	0.00020		mg/L	264480	1	07/26/2018 16:25	AS
Cyanide SW9014				**(SW9010C)**				
Cyanide, Total	BRL	0.010		mg/L	264433	1	07/24/2018 11:30	CG

Qualifiers:

*	Value exceeds maximum contaminant level	E	Estimated (value above quantitation range)
BRL	Below reporting limit	S	Spike Recovery outside limits due to matrix
H	Holding times for preparation or analysis exceeded	Narr	See case narrative
N	Analyte not NELAC certified	NC	Not confirmed
B	Analyte detected in the associated method blank	<	Less than Result value
>	Greater than Result value	J	Estimated value detected below Reporting Limit

Analytical Environmental Services, Inc

Date: 10-Oct-18

Client:	Wood Environment & Infrastructure	**Client Sample ID:**	DUP-1-0718
Project Name:	AGL - Augusta	**Collection Date:**	7/17/2018 12:00:00 PM
Lab ID:	1807I04-011	**Matrix:**	Groundwater

Analyses	Result	Reporting Limit	Qual	Units	BatchID	Dilution Factor	Date Analyzed	Analyst
Volatile Organic Compounds by GC/MS SW8260B				**(SW5030B)**				
Acetone	BRL	5000		ug/L	264435	100	07/24/2018 17:29	CC
Benzene	9000	500		ug/L	264435	100	07/24/2018 17:29	CC
Carbon disulfide	BRL	500		ug/L	264435	100	07/24/2018 17:29	CC
Ethylbenzene	1800	500		ug/L	264435	100	07/24/2018 17:29	CC
Methylene chloride	BRL	500		ug/L	264435	100	07/24/2018 17:29	CC
Trichloroethene	BRL	500		ug/L	264435	100	07/24/2018 17:29	CC
Toluene	740	500		ug/L	264435	100	07/24/2018 17:29	CC
Xylenes, Total	1100	500		ug/L	264435	100	07/24/2018 17:29	CC
Surr: 4-Bromofluorobenzene	86.2	68-127		%REC	264435	100	07/24/2018 17:29	CC
Surr: Dibromofluoromethane	85.5	84.4-122		%REC	264435	100	07/24/2018 17:29	CC
Surr: Toluene-d8	90.6	80.1-116		%REC	264435	100	07/24/2018 17:29	CC
Total Metals by ICP/MS SW6020B				**(SW3005A)**				
Antimony	BRL	0.00600		mg/L	264379	1	07/25/2018 20:55	JW
Arsenic	BRL	0.0500		mg/L	264379	1	07/24/2018 18:12	JW
Barium	0.210	0.00400		mg/L	264379	1	07/24/2018 18:12	JW
Beryllium	BRL	0.00400		mg/L	264379	1	07/24/2018 18:12	JW
Cadmium	BRL	0.00500		mg/L	264379	1	07/25/2018 20:55	JW
Chromium	BRL	0.0100		mg/L	264379	1	07/24/2018 18:12	JW
Copper	BRL	0.0100		mg/L	264379	1	07/24/2018 18:12	JW
Lead	BRL	0.0100		mg/L	264379	1	07/24/2018 18:12	JW
Nickel	BRL	0.0200		mg/L	264379	1	07/24/2018 18:12	JW
Selenium	BRL	0.0200		mg/L	264379	1	07/24/2018 18:12	JW
Thallium	BRL	0.00200		mg/L	264379	1	07/24/2018 18:12	JW
Vanadium	BRL	0.0100		mg/L	264379	1	07/24/2018 18:12	JW
Zinc	BRL	0.0200		mg/L	264379	1	07/24/2018 18:12	JW
SIM Polynuclear Aromatic Hydrocarbons SW8270D				**(SW3510C)**				
Naphthalene	5500	500		ug/L	264297	1000	07/25/2018 19:39	YH
Acenaphthylene	1.5	1.0		ug/L	264297	1	07/23/2018 11:46	YH
Acenaphthene	94	50		ug/L	264297	100	07/24/2018 17:40	YH
Fluorene	22	10		ug/L	264297	100	07/24/2018 17:40	YH
Phenanthrene	13	5.0		ug/L	264297	100	07/24/2018 17:40	YH
Anthracene	2.0	0.050		ug/L	264297	1	07/23/2018 11:46	YH
Fluoranthene	0.31	0.10		ug/L	264297	1	07/23/2018 11:46	YH
Pyrene	0.30	0.050		ug/L	264297	1	07/23/2018 11:46	YH
Benz(a)anthracene	BRL	0.050		ug/L	264297	1	07/23/2018 11:46	YH
Chrysene	BRL	0.050		ug/L	264297	1	07/23/2018 11:46	YH
Benzo(b)fluoranthene	BRL	0.10		ug/L	264297	1	07/23/2018 11:46	YH
Benzo(k)fluoranthene	BRL	0.050		ug/L	264297	1	07/23/2018 11:46	YH
Benzo(a)pyrene	BRL	0.050		ug/L	264297	1	07/23/2018 11:46	YH

Qualifiers:

*	Value exceeds maximum contaminant level	E	Estimated (value above quantitation range)
BRL	Below reporting limit	S	Spike Recovery outside limits due to matrix
H	Holding times for preparation or analysis exceeded	Narr	See case narrative
N	Analyte not NELAC certified	NC	Not confirmed
B	Analyte detected in the associated method blank	<	Less than Result value
>	Greater than Result value	J	Estimated value detected below Reporting Limit

Analytical Environmental Services, Inc **Date:** 10-Oct-18

Client:	Wood Environment & Infrastructure	**Client Sample ID:**	DUP-1-0718
Project Name:	AGL - Augusta	**Collection Date:**	7/17/2018 12:00:00 PM
Lab ID:	1807I04-011	**Matrix:**	Groundwater

Analyses	Result	Reporting Limit	Qual	Units	BatchID	Dilution Factor	Date Analyzed	Analyst
SIM Polynuclear Aromatic Hydrocarbons SW8270D				**(SW3510C)**				
Indeno(1,2,3-cd)pyrene	BRL	0.050		ug/L	264297	1	07/23/2018 11:46	YH
Dibenz(a,h)anthracene	BRL	0.10		ug/L	264297	1	07/23/2018 11:46	YH
Benzo(g,h,i)perylene	BRL	0.10		ug/L	264297	1	07/23/2018 11:46	YH
Surr: 4-Terphenyl-d14	153	59.9-128	S	%REC	264297	1	07/23/2018 11:46	YH
Mercury, Total SW7470A				**(SW7470A)**				
Mercury	BRL	0.00020		mg/L	264480	1	07/26/2018 16:28	AS
Cyanide SW9014				**(SW9010C)**				
Cyanide, Total	BRL	0.010		mg/L	264433	1	07/24/2018 11:30	CG

Qualifiers:

*	Value exceeds maximum contaminant level	E	Estimated (value above quantitation range)
BRL	Below reporting limit	S	Spike Recovery outside limits due to matrix
H	Holding times for preparation or analysis exceeded	Narr	See case narrative
N	Analyte not NELAC certified	NC	Not confirmed
B	Analyte detected in the associated method blank	<	Less than Result value
>	Greater than Result value	J	Estimated value detected below Reporting Limit

Analytical Environmental Services, Inc **Date:** 10-Oct-18

Client:	Wood Environment & Infrastructure	**Client Sample ID:**	DUP-2-0718
Project Name:	AGL - Augusta	**Collection Date:**	7/17/2018 12:00:00 PM
Lab ID:	1807I04-012	**Matrix:**	Groundwater

Analyses	Result	Reporting Limit	Qual	Units	BatchID	Dilution Factor	Date Analyzed	Analyst
Volatile Organic Compounds by GC/MS SW8260B				**(SW5030B)**				
Acetone	BRL	50		ug/L	264435	1	07/25/2018 00:42	CC
Benzene	BRL	5.0		ug/L	264435	1	07/25/2018 00:42	CC
Carbon disulfide	BRL	5.0		ug/L	264435	1	07/25/2018 00:42	CC
Ethylbenzene	BRL	5.0		ug/L	264435	1	07/25/2018 00:42	CC
Methylene chloride	BRL	5.0		ug/L	264435	1	07/25/2018 00:42	CC
Trichloroethene	BRL	5.0		ug/L	264435	1	07/25/2018 00:42	CC
Toluene	BRL	5.0		ug/L	264435	1	07/25/2018 00:42	CC
Xylenes, Total	BRL	5.0		ug/L	264435	1	07/25/2018 00:42	CC
Surr: 4-Bromofluorobenzene	80.3	68-127		%REC	264435	1	07/25/2018 00:42	CC
Surr: Dibromofluoromethane	88	84.4-122		%REC	264435	1	07/25/2018 00:42	CC
Surr: Toluene-d8	96.2	80.1-116		%REC	264435	1	07/25/2018 00:42	CC
Total Metals by ICP/MS SW6020B				**(SW3005A)**				
Antimony	BRL	0.00600		mg/L	264379	1	07/25/2018 20:57	JW
Arsenic	BRL	0.0500		mg/L	264379	1	07/24/2018 18:21	JW
Barium	0.522	0.00400		mg/L	264379	1	07/24/2018 18:21	JW
Beryllium	BRL	0.00400		mg/L	264379	1	07/24/2018 18:21	JW
Cadmium	BRL	0.00500		mg/L	264379	1	07/25/2018 20:57	JW
Chromium	BRL	0.0100		mg/L	264379	1	07/24/2018 18:21	JW
Copper	BRL	0.0100		mg/L	264379	1	07/24/2018 18:21	JW
Lead	BRL	0.0100		mg/L	264379	1	07/24/2018 18:21	JW
Nickel	BRL	0.0200		mg/L	264379	1	07/24/2018 18:21	JW
Selenium	BRL	0.0200		mg/L	264379	1	07/24/2018 18:21	JW
Thallium	BRL	0.00200		mg/L	264379	1	07/24/2018 18:21	JW
Vanadium	BRL	0.0100		mg/L	264379	1	07/24/2018 18:21	JW
Zinc	BRL	0.0200		mg/L	264379	1	07/24/2018 18:21	JW
SIM Polynuclear Aromatic Hydrocarbons SW8270D				**(SW3510C)**				
Naphthalene	270	50		ug/L	264297	100	07/24/2018 17:14	YH
Acenaphthylene	BRL	1.0		ug/L	264297	1	07/23/2018 11:50	YH
Acenaphthene	BRL	50		ug/L	264297	100	07/24/2018 17:14	YH
Fluorene	2.1	0.10		ug/L	264297	1	07/23/2018 11:50	YH
Phenanthrene	1.0	0.050		ug/L	264297	1	07/23/2018 11:50	YH
Anthracene	0.22	0.050		ug/L	264297	1	07/23/2018 11:50	YH
Fluoranthene	BRL	0.10		ug/L	264297	1	07/23/2018 11:50	YH
Pyrene	0.089	0.050		ug/L	264297	1	07/23/2018 11:50	YH
Benz(a)anthracene	BRL	0.050		ug/L	264297	1	07/23/2018 11:50	YH
Chrysene	BRL	0.050		ug/L	264297	1	07/23/2018 11:50	YH
Benzo(b)fluoranthene	BRL	0.10		ug/L	264297	1	07/23/2018 11:50	YH
Benzo(k)fluoranthene	BRL	0.050		ug/L	264297	1	07/23/2018 11:50	YH
Benzo(a)pyrene	BRL	0.050		ug/L	264297	1	07/23/2018 11:50	YH

Qualifiers:

*	Value exceeds maximum contaminant level	E	Estimated (value above quantitation range)
BRL	Below reporting limit	S	Spike Recovery outside limits due to matrix
H	Holding times for preparation or analysis exceeded	Narr	See case narrative
N	Analyte not NELAC certified	NC	Not confirmed
B	Analyte detected in the associated method blank	<	Less than Result value
>	Greater than Result value	J	Estimated value detected below Reporting Limit

Analytical Environmental Services, Inc **Date:** 10-Oct-18

Client:	Wood Environment & Infrastructure	**Client Sample ID:**	DUP-2-0718
Project Name:	AGL - Augusta	**Collection Date:**	7/17/2018 12:00:00 PM
Lab ID:	1807I04-012	**Matrix:**	Groundwater

Analyses	Result	Reporting Limit	Qual	Units	BatchID	Dilution Factor	Date Analyzed	Analyst
SIM Polynuclear Aromatic Hydrocarbons SW8270D				**(SW3510C)**				
Indeno(1,2,3-cd)pyrene	BRL	0.050		ug/L	264297	1	07/23/2018 11:50	YH
Dibenz(a,h)anthracene	BRL	0.10		ug/L	264297	1	07/23/2018 11:50	YH
Benzo(g,h,i)perylene	BRL	0.10		ug/L	264297	1	07/23/2018 11:50	YH
Surr: 4-Terphenyl-d14	102	59.9-128		%REC	264297	1	07/23/2018 11:50	YH
Mercury, Total SW7470A				**(SW7470A)**				
Mercury	BRL	0.00020		mg/L	264480	1	07/26/2018 16:31	AS
Cyanide SW9014				**(SW9010C)**				
Cyanide, Total	BRL	0.010		mg/L	264433	1	07/24/2018 11:30	CG

Qualifiers:

*	Value exceeds maximum contaminant level	E	Estimated (value above quantitation range)
BRL	Below reporting limit	S	Spike Recovery outside limits due to matrix
H	Holding times for preparation or analysis exceeded	Narr	See case narrative
N	Analyte not NELAC certified	NC	Not confirmed
B	Analyte detected in the associated method blank	<	Less than Result value
>	Greater than Result value	J	Estimated value detected below Reporting Limit

Analytical Environmental Services, Inc

Date: 10-Oct-18

Client:	Wood Environment & Infrastructure	**Client Sample ID:**	DUP-3-0718
Project Name:	AGL - Augusta	**Collection Date:**	7/17/2018 12:00:00 PM
Lab ID:	1807I04-013	**Matrix:**	Groundwater

Analyses	Result	Reporting Limit	Qual	Units	BatchID	Dilution Factor	Date Analyzed	Analyst
Volatile Organic Compounds by GC/MS SW8260B				**(SW5030B)**				
Acetone	BRL	50		ug/L	264435	1	07/25/2018 01:11	CC
Benzene	BRL	5.0		ug/L	264435	1	07/25/2018 01:11	CC
Carbon disulfide	BRL	5.0		ug/L	264435	1	07/25/2018 01:11	CC
Ethylbenzene	BRL	5.0		ug/L	264435	1	07/25/2018 01:11	CC
Methylene chloride	BRL	5.0		ug/L	264435	1	07/25/2018 01:11	CC
Trichloroethene	BRL	5.0		ug/L	264435	1	07/25/2018 01:11	CC
Toluene	BRL	5.0		ug/L	264435	1	07/25/2018 01:11	CC
Xylenes, Total	BRL	5.0		ug/L	264435	1	07/25/2018 01:11	CC
Surr: 4-Bromofluorobenzene	74.6	68-127		%REC	264435	1	07/25/2018 01:11	CC
Surr: Dibromofluoromethane	88.1	84.4-122		%REC	264435	1	07/25/2018 01:11	CC
Surr: Toluene-d8	95.1	80.1-116		%REC	264435	1	07/25/2018 01:11	CC
Total Metals by ICP/MS SW6020B				**(SW3005A)**				
Antimony	BRL	0.00600		mg/L	264379	1	07/25/2018 20:59	JW
Arsenic	BRL	0.0500		mg/L	264379	1	07/24/2018 18:27	JW
Barium	0.112	0.00400		mg/L	264379	1	07/24/2018 18:27	JW
Beryllium	BRL	0.00400		mg/L	264379	1	07/24/2018 18:27	JW
Cadmium	BRL	0.00500		mg/L	264379	1	07/25/2018 20:59	JW
Chromium	BRL	0.0100		mg/L	264379	1	07/24/2018 18:27	JW
Copper	BRL	0.0100		mg/L	264379	1	07/24/2018 18:27	JW
Lead	BRL	0.0100		mg/L	264379	1	07/24/2018 18:27	JW
Nickel	0.0407	0.0200		mg/L	264379	1	07/24/2018 18:27	JW
Selenium	BRL	0.0200		mg/L	264379	1	07/24/2018 18:27	JW
Thallium	BRL	0.00200		mg/L	264379	1	07/24/2018 18:27	JW
Vanadium	BRL	0.0100		mg/L	264379	1	07/24/2018 18:27	JW
Zinc	0.0764	0.0200		mg/L	264379	1	07/24/2018 18:27	JW
SIM Polynuclear Aromatic Hydrocarbons SW8270D				**(SW3510C)**				
Naphthalene	BRL	0.50		ug/L	264297	1	07/23/2018 12:17	YH
Acenaphthylene	BRL	1.0		ug/L	264297	1	07/23/2018 12:17	YH
Acenaphthene	BRL	0.50		ug/L	264297	1	07/23/2018 12:17	YH
Fluorene	BRL	0.10		ug/L	264297	1	07/23/2018 12:17	YH
Phenanthrene	BRL	0.050		ug/L	264297	1	07/23/2018 12:17	YH
Anthracene	0.077	0.050		ug/L	264297	1	07/23/2018 12:17	YH
Fluoranthene	BRL	0.10		ug/L	264297	1	07/23/2018 12:17	YH
Pyrene	BRL	0.050		ug/L	264297	1	07/23/2018 12:17	YH
Benz(a)anthracene	BRL	0.050		ug/L	264297	1	07/23/2018 12:17	YH
Chrysene	BRL	0.050		ug/L	264297	1	07/23/2018 12:17	YH
Benzo(b)fluoranthene	BRL	0.10		ug/L	264297	1	07/23/2018 12:17	YH
Benzo(k)fluoranthene	BRL	0.050		ug/L	264297	1	07/23/2018 12:17	YH
Benzo(a)pyrene	BRL	0.050		ug/L	264297	1	07/23/2018 12:17	YH

Qualifiers:

*	Value exceeds maximum contaminant level	E	Estimated (value above quantitation range)
BRL	Below reporting limit	S	Spike Recovery outside limits due to matrix
H	Holding times for preparation or analysis exceeded	Narr	See case narrative
N	Analyte not NELAC certified	NC	Not confirmed
B	Analyte detected in the associated method blank	<	Less than Result value
>	Greater than Result value	J	Estimated value detected below Reporting Limit

Analytical Environmental Services, Inc **Date:** 10-Oct-18

Client:	Wood Environment & Infrastructure	**Client Sample ID:**	DUP-3-0718
Project Name:	AGL - Augusta	**Collection Date:**	7/17/2018 12:00:00 PM
Lab ID:	1807I04-013	**Matrix:**	Groundwater

Analyses	Result	Reporting Limit	Qual	Units	BatchID	Dilution Factor	Date Analyzed	Analyst
SIM Polynuclear Aromatic Hydrocarbons SW8270D				**(SW3510C)**				
Indeno(1,2,3-cd)pyrene	BRL	0.050		ug/L	264297	1	07/23/2018 12:17	YH
Dibenz(a,h)anthracene	BRL	0.10		ug/L	264297	1	07/23/2018 12:17	YH
Benzo(g,h,i)perylene	BRL	0.10		ug/L	264297	1	07/23/2018 12:17	YH
Surr: 4-Terphenyl-d14	103	59.9-128		%REC	264297	1	07/23/2018 12:17	YH
Mercury, Total SW7470A				**(SW7470A)**				
Mercury	BRL	0.00020		mg/L	264480	1	07/26/2018 16:35	AS
Cyanide SW9014				**(SW9010C)**				
Cyanide, Total	0.020	0.010		mg/L	264714	1	07/30/2018 13:00	CG

Qualifiers:

*	Value exceeds maximum contaminant level	E	Estimated (value above quantitation range)
BRL	Below reporting limit	S	Spike Recovery outside limits due to matrix
H	Holding times for preparation or analysis exceeded	Narr	See case narrative
N	Analyte not NELAC certified	NC	Not confirmed
B	Analyte detected in the associated method blank	<	Less than Result value
>	Greater than Result value	J	Estimated value detected below Reporting Limit

Analytical Environmental Services, Inc

Date: 10-Oct-18

Client:	Wood Environment & Infrastructure	**Client Sample ID:**	TB-1-0718
Project Name:	AGL - Augusta	**Collection Date:**	7/20/2018
Lab ID:	1807I04-014	**Matrix:**	Aqueous

Analyses	Result	Reporting Limit	Qual	Units	BatchID	Dilution Factor	Date Analyzed	Analyst
Volatile Organic Compounds by GC/MS SW8260B				**(SW5030B)**				
Acetone	BRL	50		ug/L	264435	1	07/24/2018 15:11	NP
Benzene	BRL	5.0		ug/L	264435	1	07/24/2018 15:11	NP
Carbon disulfide	BRL	5.0		ug/L	264435	1	07/24/2018 15:11	NP
Ethylbenzene	BRL	5.0		ug/L	264435	1	07/24/2018 15:11	NP
Methylene chloride	BRL	5.0		ug/L	264435	1	07/24/2018 15:11	NP
Trichloroethene	BRL	5.0		ug/L	264435	1	07/24/2018 15:11	NP
Toluene	BRL	5.0		ug/L	264435	1	07/24/2018 15:11	NP
Xylenes, Total	BRL	5.0		ug/L	264435	1	07/24/2018 15:11	NP
Surr: 4-Bromofluorobenzene	78	68-127		%REC	264435	1	07/24/2018 15:11	NP
Surr: Dibromofluoromethane	101	84.4-122		%REC	264435	1	07/24/2018 15:11	NP
Surr: Toluene-d8	91	80.1-116		%REC	264435	1	07/24/2018 15:11	NP

Qualifiers:

*	Value exceeds maximum contaminant level	E	Estimated (value above quantitation range)
BRL	Below reporting limit	S	Spike Recovery outside limits due to matrix
H	Holding times for preparation or analysis exceeded	Narr	See case narrative
N	Analyte not NELAC certified	NC	Not confirmed
B	Analyte detected in the associated method blank	<	Less than Result value
>	Greater than Result value	J	Estimated value detected below Reporting Limit

Analytical Environmental Services, Inc **Date:** 10-Oct-18

Client:	Wood Environment & Infrastructure	**Client Sample ID:**	MW-05-0718
Project Name:	AGL - Augusta	**Collection Date:**	7/18/2018 4:09:00 PM
Lab ID:	1807I04-015	**Matrix:**	Groundwater

Analyses	Result	Reporting Limit	Qual	Units	BatchID	Dilution Factor	Date Analyzed	Analyst
Volatile Organic Compounds by GC/MS SW8260B				**(SW5030B)**				
Acetone	BRL	50		ug/L	264435	1	07/24/2018 22:17	CC
Benzene	BRL	5.0		ug/L	264435	1	07/24/2018 22:17	CC
Carbon disulfide	BRL	5.0		ug/L	264435	1	07/24/2018 22:17	CC
Ethylbenzene	BRL	5.0		ug/L	264435	1	07/24/2018 22:17	CC
Methylene chloride	BRL	5.0		ug/L	264435	1	07/24/2018 22:17	CC
Trichloroethene	BRL	5.0		ug/L	264435	1	07/24/2018 22:17	CC
Toluene	BRL	5.0		ug/L	264435	1	07/24/2018 22:17	CC
Xylenes, Total	BRL	5.0		ug/L	264435	1	07/24/2018 22:17	CC
Surr: 4-Bromofluorobenzene	75.2	68-127		%REC	264435	1	07/24/2018 22:17	CC
Surr: Dibromofluoromethane	84.9	84.4-122		%REC	264435	1	07/24/2018 22:17	CC
Surr: Toluene-d8	93.3	80.1-116		%REC	264435	1	07/24/2018 22:17	CC
Total Metals by ICP/MS SW6020B				**(SW3005A)**				
Antimony	BRL	0.00600		mg/L	264379	1	07/25/2018 21:02	JW
Arsenic	BRL	0.0500		mg/L	264379	1	07/24/2018 19:24	JW
Barium	0.374	0.00400		mg/L	264379	1	07/24/2018 19:24	JW
Beryllium	BRL	0.00400		mg/L	264379	1	07/24/2018 19:24	JW
Cadmium	BRL	0.00500		mg/L	264379	1	07/25/2018 21:02	JW
Chromium	BRL	0.0100		mg/L	264379	1	07/24/2018 19:24	JW
Copper	BRL	0.0100		mg/L	264379	1	07/24/2018 19:24	JW
Lead	BRL	0.0100		mg/L	264379	1	07/24/2018 19:24	JW
Nickel	BRL	0.0200		mg/L	264379	1	07/24/2018 19:24	JW
Selenium	BRL	0.0200		mg/L	264379	1	07/24/2018 19:24	JW
Thallium	BRL	0.00200		mg/L	264379	1	07/24/2018 19:24	JW
Vanadium	BRL	0.0100		mg/L	264379	1	07/24/2018 19:24	JW
Zinc	BRL	0.0200		mg/L	264379	1	07/24/2018 19:24	JW
SIM Polynuclear Aromatic Hydrocarbons SW8270D				**(SW3510C)**				
Naphthalene	0.72	0.50		ug/L	264297	1	07/23/2018 12:44	YH
Acenaphthylene	BRL	1.0		ug/L	264297	1	07/23/2018 12:44	YH
Acenaphthene	BRL	0.50		ug/L	264297	1	07/23/2018 12:44	YH
Fluorene	BRL	0.10		ug/L	264297	1	07/23/2018 12:44	YH
Phenanthrene	BRL	0.050		ug/L	264297	1	07/23/2018 12:44	YH
Anthracene	BRL	0.050		ug/L	264297	1	07/23/2018 12:44	YH
Fluoranthene	BRL	0.10		ug/L	264297	1	07/23/2018 12:44	YH
Pyrene	BRL	0.050		ug/L	264297	1	07/23/2018 12:44	YH
Benz(a)anthracene	BRL	0.050		ug/L	264297	1	07/23/2018 12:44	YH
Chrysene	BRL	0.050		ug/L	264297	1	07/23/2018 12:44	YH
Benzo(b)fluoranthene	BRL	0.10		ug/L	264297	1	07/23/2018 12:44	YH
Benzo(k)fluoranthene	BRL	0.050		ug/L	264297	1	07/23/2018 12:44	YH
Benzo(a)pyrene	BRL	0.050		ug/L	264297	1	07/23/2018 12:44	YH

Qualifiers:

*	Value exceeds maximum contaminant level	E	Estimated (value above quantitation range)
BRL	Below reporting limit	S	Spike Recovery outside limits due to matrix
H	Holding times for preparation or analysis exceeded	Narr	See case narrative
N	Analyte not NELAC certified	NC	Not confirmed
B	Analyte detected in the associated method blank	<	Less than Result value
>	Greater than Result value	J	Estimated value detected below Reporting Limit

Analytical Environmental Services, Inc **Date:** 10-Oct-18

Client:	Wood Environment & Infrastructure	**Client Sample ID:**	MW-05-0718
Project Name:	AGL - Augusta	**Collection Date:**	7/18/2018 4:09:00 PM
Lab ID:	1807I04-015	**Matrix:**	Groundwater

Analyses	Result	Reporting Limit	Qual	Units	BatchID	Dilution Factor	Date Analyzed	Analyst
SIM Polynuclear Aromatic Hydrocarbons SW8270D				**(SW3510C)**				
Indeno(1,2,3-cd)pyrene	BRL	0.050		ug/L	264297	1	07/23/2018 12:44	YH
Dibenz(a,h)anthracene	BRL	0.10		ug/L	264297	1	07/23/2018 12:44	YH
Benzo(g,h,i)perylene	BRL	0.10		ug/L	264297	1	07/23/2018 12:44	YH
Surr: 4-Terphenyl-d14	104	59.9-128		%REC	264297	1	07/23/2018 12:44	YH
Mercury, Total SW7470A				**(SW7470A)**				
Mercury	BRL	0.00020		mg/L	264480	1	07/26/2018 16:38	AS
Cyanide SW9014				**(SW9010C)**				
Cyanide, Total	0.017	0.010		mg/L	264714	1	07/30/2018 13:00	CG

Qualifiers:

*	Value exceeds maximum contaminant level	E	Estimated (value above quantitation range)
BRL	Below reporting limit	S	Spike Recovery outside limits due to matrix
H	Holding times for preparation or analysis exceeded	Narr	See case narrative
N	Analyte not NELAC certified	NC	Not confirmed
B	Analyte detected in the associated method blank	<	Less than Result value
>	Greater than Result value	J	Estimated value detected below Reporting Limit

Analytical Environmental Services, Inc

Date: 10-Oct-18

Client:	Wood Environment & Infrastructure	**Client Sample ID:**	MW-310BR-0718
Project Name:	AGL - Augusta	**Collection Date:**	7/18/2018 9:40:00 AM
Lab ID:	1807I04-016	**Matrix:**	Groundwater

Analyses	Result	Reporting Limit	Qual	Units	BatchID	Dilution Factor	Date Analyzed	Analyst
Volatile Organic Compounds by GC/MS SW8260B				**(SW5030B)**				
Acetone	BRL	50		ug/L	264435	1	07/24/2018 22:46	CC
Benzene	BRL	5.0		ug/L	264435	1	07/24/2018 22:46	CC
Carbon disulfide	BRL	5.0		ug/L	264435	1	07/24/2018 22:46	CC
Ethylbenzene	BRL	5.0		ug/L	264435	1	07/24/2018 22:46	CC
Methylene chloride	BRL	5.0		ug/L	264435	1	07/24/2018 22:46	CC
Trichloroethene	BRL	5.0		ug/L	264435	1	07/24/2018 22:46	CC
Toluene	BRL	5.0		ug/L	264435	1	07/24/2018 22:46	CC
Xylenes, Total	BRL	5.0		ug/L	264435	1	07/24/2018 22:46	CC
Surr: 4-Bromofluorobenzene	77	68-127		%REC	264435	1	07/24/2018 22:46	CC
Surr: Dibromofluoromethane	87.2	84.4-122		%REC	264435	1	07/24/2018 22:46	CC
Surr: Toluene-d8	96.1	80.1-116		%REC	264435	1	07/24/2018 22:46	CC
Total Metals by ICP/MS SW6020B				**(SW3005A)**				
Antimony	BRL	0.00600		mg/L	264379	1	07/25/2018 21:04	JW
Arsenic	BRL	0.0500		mg/L	264379	1	07/24/2018 19:31	JW
Barium	0.317	0.00400		mg/L	264379	1	07/24/2018 19:31	JW
Beryllium	BRL	0.00400		mg/L	264379	1	07/24/2018 19:31	JW
Cadmium	BRL	0.00500		mg/L	264379	1	07/25/2018 21:04	JW
Chromium	BRL	0.0100		mg/L	264379	1	07/24/2018 19:31	JW
Copper	BRL	0.0100		mg/L	264379	1	07/24/2018 19:31	JW
Lead	BRL	0.0100		mg/L	264379	1	07/24/2018 19:31	JW
Nickel	BRL	0.0200		mg/L	264379	1	07/24/2018 19:31	JW
Selenium	BRL	0.0200		mg/L	264379	1	07/24/2018 19:31	JW
Thallium	BRL	0.00200		mg/L	264379	1	07/24/2018 19:31	JW
Vanadium	BRL	0.0100		mg/L	264379	1	07/24/2018 19:31	JW
Zinc	BRL	0.0200		mg/L	264379	1	07/24/2018 19:31	JW
SIM Polynuclear Aromatic Hydrocarbons SW8270D				**(SW3510C)**				
Naphthalene	BRL	0.50		ug/L	264297	1	07/23/2018 13:11	YH
Acenaphthylene	BRL	1.0		ug/L	264297	1	07/23/2018 13:11	YH
Acenaphthene	BRL	0.50		ug/L	264297	1	07/23/2018 13:11	YH
Fluorene	BRL	0.10		ug/L	264297	1	07/23/2018 13:11	YH
Phenanthrene	BRL	0.050		ug/L	264297	1	07/23/2018 13:11	YH
Anthracene	0.054	0.050		ug/L	264297	1	07/23/2018 13:11	YH
Fluoranthene	BRL	0.10		ug/L	264297	1	07/23/2018 13:11	YH
Pyrene	BRL	0.050		ug/L	264297	1	07/23/2018 13:11	YH
Benz(a)anthracene	BRL	0.050		ug/L	264297	1	07/23/2018 13:11	YH
Chrysene	BRL	0.050		ug/L	264297	1	07/23/2018 13:11	YH
Benzo(b)fluoranthene	BRL	0.10		ug/L	264297	1	07/23/2018 13:11	YH
Benzo(k)fluoranthene	BRL	0.050		ug/L	264297	1	07/23/2018 13:11	YH
Benzo(a)pyrene	BRL	0.050		ug/L	264297	1	07/23/2018 13:11	YH

Qualifiers:

*	Value exceeds maximum contaminant level	E	Estimated (value above quantitation range)
BRL	Below reporting limit	S	Spike Recovery outside limits due to matrix
H	Holding times for preparation or analysis exceeded	Narr	See case narrative
N	Analyte not NELAC certified	NC	Not confirmed
B	Analyte detected in the associated method blank	<	Less than Result value
>	Greater than Result value	J	Estimated value detected below Reporting Limit

Analytical Environmental Services, Inc **Date:** 10-Oct-18

Client:	Wood Environment & Infrastructure	**Client Sample ID:**	MW-310BR-0718
Project Name:	AGL - Augusta	**Collection Date:**	7/18/2018 9:40:00 AM
Lab ID:	1807I04-016	**Matrix:**	Groundwater

Analyses	Result	Reporting Limit	Qual	Units	BatchID	Dilution Factor	Date Analyzed	Analyst
SIM Polynuclear Aromatic Hydrocarbons SW8270D				**(SW3510C)**				
Indeno(1,2,3-cd)pyrene	BRL	0.050		ug/L	264297	1	07/23/2018 13:11	YH
Dibenz(a,h)anthracene	BRL	0.10		ug/L	264297	1	07/23/2018 13:11	YH
Benzo(g,h,i)perylene	BRL	0.10		ug/L	264297	1	07/23/2018 13:11	YH
Surr: 4-Terphenyl-d14	96.8	59.9-128		%REC	264297	1	07/23/2018 13:11	YH
Mercury, Total SW7470A				**(SW7470A)**				
Mercury	BRL	0.00020		mg/L	264480	1	07/26/2018 16:42	AS
Cyanide SW9014				**(SW9010C)**				
Cyanide, Total	BRL	0.010		mg/L	264714	1	07/30/2018 13:00	CG

Qualifiers:

*	Value exceeds maximum contaminant level	E	Estimated (value above quantitation range)
BRL	Below reporting limit	S	Spike Recovery outside limits due to matrix
H	Holding times for preparation or analysis exceeded	Narr	See case narrative
N	Analyte not NELAC certified	NC	Not confirmed
B	Analyte detected in the associated method blank	<	Less than Result value
>	Greater than Result value	J	Estimated value detected below Reporting Limit

Analytical Environmental Services, Inc

Date: 10-Oct-18

Client:	Wood Environment & Infrastructure	**Client Sample ID:**	MW-310SAP-0718
Project Name:	AGL - Augusta	**Collection Date:**	7/18/2018 11:30:00 AM
Lab ID:	1807I04-017	**Matrix:**	Groundwater

Analyses	Result	Reporting Limit	Qual	Units	BatchID	Dilution Factor	Date Analyzed	Analyst
Volatile Organic Compounds by GC/MS SW8260B				**(SW5030B)**				
Acetone	BRL	50		ug/L	264435	1	07/24/2018 23:15	CC
Benzene	BRL	5.0		ug/L	264435	1	07/24/2018 23:15	CC
Carbon disulfide	BRL	5.0		ug/L	264435	1	07/24/2018 23:15	CC
Ethylbenzene	BRL	5.0		ug/L	264435	1	07/24/2018 23:15	CC
Methylene chloride	BRL	5.0		ug/L	264435	1	07/24/2018 23:15	CC
Trichloroethene	BRL	5.0		ug/L	264435	1	07/24/2018 23:15	CC
Toluene	BRL	5.0		ug/L	264435	1	07/24/2018 23:15	CC
Xylenes, Total	BRL	5.0		ug/L	264435	1	07/24/2018 23:15	CC
Surr: 4-Bromofluorobenzene	78	68-127		%REC	264435	1	07/24/2018 23:15	CC
Surr: Dibromofluoromethane	91.3	84.4-122		%REC	264435	1	07/24/2018 23:15	CC
Surr: Toluene-d8	89.8	80.1-116		%REC	264435	1	07/24/2018 23:15	CC
Total Metals by ICP/MS SW6020B				**(SW3005A)**				
Antimony	BRL	0.00600		mg/L	264379	1	07/25/2018 21:06	JW
Arsenic	BRL	0.0500		mg/L	264379	1	07/24/2018 19:37	JW
Barium	0.0878	0.00400		mg/L	264379	1	07/24/2018 19:37	JW
Beryllium	BRL	0.00400		mg/L	264379	1	07/24/2018 19:37	JW
Cadmium	BRL	0.00500		mg/L	264379	1	07/25/2018 21:06	JW
Chromium	BRL	0.0100		mg/L	264379	1	07/24/2018 19:37	JW
Copper	BRL	0.0100		mg/L	264379	1	07/24/2018 19:37	JW
Lead	BRL	0.0100		mg/L	264379	1	07/24/2018 19:37	JW
Nickel	0.453	0.0200		mg/L	264379	1	07/24/2018 19:37	JW
Selenium	BRL	0.0200		mg/L	264379	1	07/24/2018 19:37	JW
Thallium	BRL	0.00200		mg/L	264379	1	07/24/2018 19:37	JW
Vanadium	BRL	0.0100		mg/L	264379	1	07/24/2018 19:37	JW
Zinc	BRL	0.0200		mg/L	264379	1	07/24/2018 19:37	JW
SIM Polynuclear Aromatic Hydrocarbons SW8270D				**(SW3510C)**				
Naphthalene	BRL	0.50		ug/L	264297	1	07/23/2018 13:39	YH
Acenaphthylene	BRL	1.0		ug/L	264297	1	07/23/2018 13:39	YH
Acenaphthene	BRL	0.50		ug/L	264297	1	07/23/2018 13:39	YH
Fluorene	BRL	0.10		ug/L	264297	1	07/23/2018 13:39	YH
Phenanthrene	BRL	0.050		ug/L	264297	1	07/23/2018 13:39	YH
Anthracene	BRL	0.050		ug/L	264297	1	07/23/2018 13:39	YH
Fluoranthene	BRL	0.10		ug/L	264297	1	07/23/2018 13:39	YH
Pyrene	BRL	0.050		ug/L	264297	1	07/23/2018 13:39	YH
Benz(a)anthracene	BRL	0.050		ug/L	264297	1	07/23/2018 13:39	YH
Chrysene	BRL	0.050		ug/L	264297	1	07/23/2018 13:39	YH
Benzo(b)fluoranthene	BRL	0.10		ug/L	264297	1	07/23/2018 13:39	YH
Benzo(k)fluoranthene	BRL	0.050		ug/L	264297	1	07/23/2018 13:39	YH
Benzo(a)pyrene	BRL	0.050		ug/L	264297	1	07/23/2018 13:39	YH

Qualifiers:

*	Value exceeds maximum contaminant level	E	Estimated (value above quantitation range)
BRL	Below reporting limit	S	Spike Recovery outside limits due to matrix
H	Holding times for preparation or analysis exceeded	Narr	See case narrative
N	Analyte not NELAC certified	NC	Not confirmed
B	Analyte detected in the associated method blank	<	Less than Result value
>	Greater than Result value	J	Estimated value detected below Reporting Limit

Analytical Environmental Services, Inc **Date:** 10-Oct-18

Client:	Wood Environment & Infrastructure	**Client Sample ID:**	MW-310SAP-0718
Project Name:	AGL - Augusta	**Collection Date:**	7/18/2018 11:30:00 AM
Lab ID:	1807I04-017	**Matrix:**	Groundwater

Analyses	Result	Reporting Limit	Qual	Units	BatchID	Dilution Factor	Date Analyzed	Analyst
SIM Polynuclear Aromatic Hydrocarbons SW8270D				**(SW3510C)**				
Indeno(1,2,3-cd)pyrene	BRL	0.050		ug/L	264297	1	07/23/2018 13:39	YH
Dibenz(a,h)anthracene	BRL	0.10		ug/L	264297	1	07/23/2018 13:39	YH
Benzo(g,h,i)perylene	BRL	0.10		ug/L	264297	1	07/23/2018 13:39	YH
Surr: 4-Terphenyl-d14	99.8	59.9-128		%REC	264297	1	07/23/2018 13:39	YH
Mercury, Total SW7470A				**(SW7470A)**				
Mercury	BRL	0.00020		mg/L	264480	1	07/26/2018 16:45	AS
Cyanide SW9014				**(SW9010C)**				
Cyanide, Total	BRL	0.010		mg/L	264714	1	07/30/2018 13:00	CG

Qualifiers:

*	Value exceeds maximum contaminant level	E	Estimated (value above quantitation range)
BRL	Below reporting limit	S	Spike Recovery outside limits due to matrix
H	Holding times for preparation or analysis exceeded	Narr	See case narrative
N	Analyte not NELAC certified	NC	Not confirmed
B	Analyte detected in the associated method blank	<	Less than Result value
>	Greater than Result value	J	Estimated value detected below Reporting Limit

Analytical Environmental Services, Inc

Date: 10-Oct-18

Client:	Wood Environment & Infrastructure	**Client Sample ID:**	MW-501S-0718
Project Name:	AGL - Augusta	**Collection Date:**	7/18/2018 1:45:00 PM
Lab ID:	1807I04-018	**Matrix:**	Groundwater

Analyses	Result	Reporting Limit	Qual	Units	BatchID	Dilution Factor	Date Analyzed	Analyst
Volatile Organic Compounds by GC/MS SW8260B				**(SW5030B)**				
Acetone	BRL	50		ug/L	264435	1	07/24/2018 23:44	CC
Benzene	BRL	5.0		ug/L	264435	1	07/24/2018 23:44	CC
Carbon disulfide	BRL	5.0		ug/L	264435	1	07/24/2018 23:44	CC
Ethylbenzene	BRL	5.0		ug/L	264435	1	07/24/2018 23:44	CC
Methylene chloride	BRL	5.0		ug/L	264435	1	07/24/2018 23:44	CC
Trichloroethene	BRL	5.0		ug/L	264435	1	07/24/2018 23:44	CC
Toluene	BRL	5.0		ug/L	264435	1	07/24/2018 23:44	CC
Xylenes, Total	BRL	5.0		ug/L	264435	1	07/24/2018 23:44	CC
Surr: 4-Bromofluorobenzene	77.8	68-127		%REC	264435	1	07/24/2018 23:44	CC
Surr: Dibromofluoromethane	86.7	84.4-122		%REC	264435	1	07/24/2018 23:44	CC
Surr: Toluene-d8	96.1	80.1-116		%REC	264435	1	07/24/2018 23:44	CC
Total Metals by ICP/MS SW6020B				**(SW3005A)**				
Antimony	BRL	0.00600		mg/L	264379	1	07/24/2018 19:43	JW
Arsenic	BRL	0.0500		mg/L	264379	1	07/24/2018 19:43	JW
Barium	0.0363	0.00400		mg/L	264379	1	07/24/2018 19:43	JW
Beryllium	BRL	0.00400		mg/L	264379	1	07/24/2018 19:43	JW
Cadmium	BRL	0.00500		mg/L	264379	1	07/25/2018 21:08	JW
Chromium	BRL	0.0100		mg/L	264379	1	07/24/2018 19:43	JW
Copper	BRL	0.0100		mg/L	264379	1	07/24/2018 19:43	JW
Lead	BRL	0.0100		mg/L	264379	1	07/24/2018 19:43	JW
Nickel	BRL	0.0200		mg/L	264379	1	07/24/2018 19:43	JW
Selenium	BRL	0.0200		mg/L	264379	1	07/24/2018 19:43	JW
Thallium	BRL	0.00200		mg/L	264379	1	07/24/2018 19:43	JW
Vanadium	BRL	0.0100		mg/L	264379	1	07/24/2018 19:43	JW
Zinc	BRL	0.0200		mg/L	264379	1	07/24/2018 19:43	JW
SIM Polynuclear Aromatic Hydrocarbons SW8270D				**(SW3510C)**				
Naphthalene	BRL	0.50		ug/L	264297	1	07/23/2018 14:06	YH
Acenaphthylene	BRL	1.0		ug/L	264297	1	07/23/2018 14:06	YH
Acenaphthene	BRL	0.50		ug/L	264297	1	07/23/2018 14:06	YH
Fluorene	BRL	0.10		ug/L	264297	1	07/23/2018 14:06	YH
Phenanthrene	BRL	0.050		ug/L	264297	1	07/23/2018 14:06	YH
Anthracene	BRL	0.050		ug/L	264297	1	07/23/2018 14:06	YH
Fluoranthene	BRL	0.10		ug/L	264297	1	07/23/2018 14:06	YH
Pyrene	BRL	0.050		ug/L	264297	1	07/23/2018 14:06	YH
Benz(a)anthracene	BRL	0.050		ug/L	264297	1	07/23/2018 14:06	YH
Chrysene	BRL	0.050		ug/L	264297	1	07/23/2018 14:06	YH
Benzo(b)fluoranthene	BRL	0.10		ug/L	264297	1	07/23/2018 14:06	YH
Benzo(k)fluoranthene	BRL	0.050		ug/L	264297	1	07/23/2018 14:06	YH
Benzo(a)pyrene	BRL	0.050		ug/L	264297	1	07/23/2018 14:06	YH

Qualifiers:

*	Value exceeds maximum contaminant level	E	Estimated (value above quantitation range)
BRL	Below reporting limit	S	Spike Recovery outside limits due to matrix
H	Holding times for preparation or analysis exceeded	Narr	See case narrative
N	Analyte not NELAC certified	NC	Not confirmed
B	Analyte detected in the associated method blank	<	Less than Result value
>	Greater than Result value	J	Estimated value detected below Reporting Limit

Analytical Environmental Services, Inc **Date:** 10-Oct-18

Client:	Wood Environment & Infrastructure	**Client Sample ID:**	MW-501S-0718
Project Name:	AGL - Augusta	**Collection Date:**	7/18/2018 1:45:00 PM
Lab ID:	1807I04-018	**Matrix:**	Groundwater

Analyses	Result	Reporting Limit	Qual	Units	BatchID	Dilution Factor	Date Analyzed	Analyst
SIM Polynuclear Aromatic Hydrocarbons SW8270D				**(SW3510C)**				
Indeno(1,2,3-cd)pyrene	BRL	0.050		ug/L	264297	1	07/23/2018 14:06	YH
Dibenz(a,h)anthracene	BRL	0.10		ug/L	264297	1	07/23/2018 14:06	YH
Benzo(g,h,i)perylene	BRL	0.10		ug/L	264297	1	07/23/2018 14:06	YH
Surr: 4-Terphenyl-d14	124	59.9-128		%REC	264297	1	07/23/2018 14:06	YH
Mercury, Total SW7470A				**(SW7470A)**				
Mercury	BRL	0.00020		mg/L	264480	1	07/26/2018 16:55	AS
Cyanide SW9014				**(SW9010C)**				
Cyanide, Total	0.016	0.010		mg/L	264714	1	07/30/2018 13:00	CG

Qualifiers:

*	Value exceeds maximum contaminant level	E	Estimated (value above quantitation range)
BRL	Below reporting limit	S	Spike Recovery outside limits due to matrix
H	Holding times for preparation or analysis exceeded	Narr	See case narrative
N	Analyte not NELAC certified	NC	Not confirmed
B	Analyte detected in the associated method blank	<	Less than Result value
>	Greater than Result value	J	Estimated value detected below Reporting Limit

Analytical Environmental Services, Inc

Date: 10-Oct-18

Client:	Wood Environment & Infrastructure	**Client Sample ID:**	DUP-04-0718
Project Name:	AGL - Augusta	**Collection Date:**	7/18/2018 12:00:00 PM
Lab ID:	1807I04-019	**Matrix:**	Groundwater

Analyses	Result	Reporting Limit	Qual	Units	BatchID	Dilution Factor	Date Analyzed	Analyst
Volatile Organic Compounds by GC/MS SW8260B				**(SW5030B)**				
Acetone	BRL	50		ug/L	264435	1	07/25/2018 01:39	CC
Benzene	BRL	5.0		ug/L	264435	1	07/25/2018 01:39	CC
Carbon disulfide	BRL	5.0		ug/L	264435	1	07/25/2018 01:39	CC
Ethylbenzene	BRL	5.0		ug/L	264435	1	07/25/2018 01:39	CC
Methylene chloride	BRL	5.0		ug/L	264435	1	07/25/2018 01:39	CC
Trichloroethene	BRL	5.0		ug/L	264435	1	07/25/2018 01:39	CC
Toluene	BRL	5.0		ug/L	264435	1	07/25/2018 01:39	CC
Xylenes, Total	BRL	5.0		ug/L	264435	1	07/25/2018 01:39	CC
Surr: 4-Bromofluorobenzene	72.4	68-127		%REC	264435	1	07/25/2018 01:39	CC
Surr: Dibromofluoromethane	90.6	84.4-122		%REC	264435	1	07/25/2018 01:39	CC
Surr: Toluene-d8	97.4	80.1-116		%REC	264435	1	07/25/2018 01:39	CC
Total Metals by ICP/MS SW6020B				**(SW3005A)**				
Antimony	BRL	0.00600		mg/L	264379	1	07/24/2018 19:50	JW
Arsenic	BRL	0.0500		mg/L	264379	1	07/24/2018 19:50	JW
Barium	0.0350	0.00400		mg/L	264379	1	07/24/2018 19:50	JW
Beryllium	BRL	0.00400		mg/L	264379	1	07/24/2018 19:50	JW
Cadmium	BRL	0.00500		mg/L	264379	1	07/25/2018 21:10	JW
Chromium	BRL	0.0100		mg/L	264379	1	07/24/2018 19:50	JW
Copper	BRL	0.0100		mg/L	264379	1	07/24/2018 19:50	JW
Lead	BRL	0.0100		mg/L	264379	1	07/24/2018 19:50	JW
Nickel	BRL	0.0200		mg/L	264379	1	07/24/2018 19:50	JW
Selenium	BRL	0.0200		mg/L	264379	1	07/24/2018 19:50	JW
Thallium	BRL	0.00200		mg/L	264379	1	07/24/2018 19:50	JW
Vanadium	BRL	0.0100		mg/L	264379	1	07/24/2018 19:50	JW
Zinc	BRL	0.0200		mg/L	264379	1	07/24/2018 19:50	JW
SIM Polynuclear Aromatic Hydrocarbons SW8270D				**(SW3510C)**				
Naphthalene	BRL	0.50		ug/L	264297	1	07/23/2018 14:35	YH
Acenaphthylene	BRL	1.0		ug/L	264297	1	07/23/2018 14:35	YH
Acenaphthene	BRL	0.50		ug/L	264297	1	07/23/2018 14:35	YH
Fluorene	BRL	0.10		ug/L	264297	1	07/23/2018 14:35	YH
Phenanthrene	BRL	0.050		ug/L	264297	1	07/23/2018 14:35	YH
Anthracene	BRL	0.050		ug/L	264297	1	07/23/2018 14:35	YH
Fluoranthene	BRL	0.10		ug/L	264297	1	07/23/2018 14:35	YH
Pyrene	BRL	0.050		ug/L	264297	1	07/23/2018 14:35	YH
Benz(a)anthracene	BRL	0.050		ug/L	264297	1	07/23/2018 14:35	YH
Chrysene	BRL	0.050		ug/L	264297	1	07/23/2018 14:35	YH
Benzo(b)fluoranthene	BRL	0.10		ug/L	264297	1	07/23/2018 14:35	YH
Benzo(k)fluoranthene	BRL	0.050		ug/L	264297	1	07/23/2018 14:35	YH
Benzo(a)pyrene	BRL	0.050		ug/L	264297	1	07/23/2018 14:35	YH

Qualifiers:

*	Value exceeds maximum contaminant level	E	Estimated (value above quantitation range)
BRL	Below reporting limit	S	Spike Recovery outside limits due to matrix
H	Holding times for preparation or analysis exceeded	Narr	See case narrative
N	Analyte not NELAC certified	NC	Not confirmed
B	Analyte detected in the associated method blank	<	Less than Result value
>	Greater than Result value	J	Estimated value detected below Reporting Limit

Analytical Environmental Services, Inc **Date:** 10-Oct-18

Client:	Wood Environment & Infrastructure	**Client Sample ID:**	DUP-04-0718
Project Name:	AGL - Augusta	**Collection Date:**	7/18/2018 12:00:00 PM
Lab ID:	1807I04-019	**Matrix:**	Groundwater

Analyses	Result	Reporting Limit	Qual	Units	BatchID	Dilution Factor	Date Analyzed	Analyst
SIM Polynuclear Aromatic Hydrocarbons SW8270D				**(SW3510C)**				
Indeno(1,2,3-cd)pyrene	BRL	0.050		ug/L	264297	1	07/23/2018 14:35	YH
Dibenz(a,h)anthracene	BRL	0.10		ug/L	264297	1	07/23/2018 14:35	YH
Benzo(g,h,i)perylene	BRL	0.10		ug/L	264297	1	07/23/2018 14:35	YH
Surr: 4-Terphenyl-d14	111	59.9-128		%REC	264297	1	07/23/2018 14:35	YH
Mercury, Total SW7470A				**(SW7470A)**				
Mercury	BRL	0.00020		mg/L	264480	1	07/26/2018 16:58	AS
Cyanide SW9014				**(SW9010C)**				
Cyanide, Total	BRL	0.010		mg/L	264714	1	07/30/2018 13:00	CG

Qualifiers:

*	Value exceeds maximum contaminant level	E	Estimated (value above quantitation range)
BRL	Below reporting limit	S	Spike Recovery outside limits due to matrix
H	Holding times for preparation or analysis exceeded	Narr	See case narrative
N	Analyte not NELAC certified	NC	Not confirmed
B	Analyte detected in the associated method blank	<	Less than Result value
>	Greater than Result value	J	Estimated value detected below Reporting Limit

Analytical Environmental Services, Inc

Date: 10-Oct-18

Client:	Wood Environment & Infrastructure	**Client Sample ID:**	MW-404DR-0718
Project Name:	AGL - Augusta	**Collection Date:**	7/18/2018 3:50:00 PM
Lab ID:	1807I04-020	**Matrix:**	Groundwater

Analyses	Result	Reporting Limit	Qual	Units	BatchID	Dilution Factor	Date Analyzed	Analyst
Volatile Organic Compounds by GC/MS SW8260B				**(SW5030B)**				
Acetone	BRL	50		ug/L	264435	1	07/25/2018 00:13	CC
Benzene	BRL	5.0		ug/L	264435	1	07/25/2018 00:13	CC
Carbon disulfide	BRL	5.0		ug/L	264435	1	07/25/2018 00:13	CC
Ethylbenzene	BRL	5.0		ug/L	264435	1	07/25/2018 00:13	CC
Methylene chloride	BRL	5.0		ug/L	264435	1	07/25/2018 00:13	CC
Trichloroethene	BRL	5.0		ug/L	264435	1	07/25/2018 00:13	CC
Toluene	BRL	5.0		ug/L	264435	1	07/25/2018 00:13	CC
Xylenes, Total	BRL	5.0		ug/L	264435	1	07/25/2018 00:13	CC
Surr: 4-Bromofluorobenzene	74.4	68-127		%REC	264435	1	07/25/2018 00:13	CC
Surr: Dibromofluoromethane	90.2	84.4-122		%REC	264435	1	07/25/2018 00:13	CC
Surr: Toluene-d8	93.9	80.1-116		%REC	264435	1	07/25/2018 00:13	CC
Total Metals by ICP/MS SW6020B				**(SW3005A)**				
Antimony	BRL	0.00600		mg/L	264379	1	07/24/2018 19:56	JW
Arsenic	BRL	0.0500		mg/L	264379	1	07/24/2018 19:56	JW
Barium	0.102	0.00400		mg/L	264379	1	07/24/2018 19:56	JW
Beryllium	BRL	0.00400		mg/L	264379	1	07/24/2018 19:56	JW
Cadmium	BRL	0.00500		mg/L	264379	1	07/25/2018 21:13	JW
Chromium	BRL	0.0100		mg/L	264379	1	07/24/2018 19:56	JW
Copper	BRL	0.0100		mg/L	264379	1	07/24/2018 19:56	JW
Lead	BRL	0.0100		mg/L	264379	1	07/24/2018 19:56	JW
Nickel	BRL	0.0200		mg/L	264379	1	07/24/2018 19:56	JW
Selenium	BRL	0.0200		mg/L	264379	1	07/24/2018 19:56	JW
Thallium	BRL	0.00200		mg/L	264379	1	07/24/2018 19:56	JW
Vanadium	BRL	0.0100		mg/L	264379	1	07/24/2018 19:56	JW
Zinc	0.0279	0.0200		mg/L	264379	1	07/24/2018 19:56	JW
SIM Polynuclear Aromatic Hydrocarbons SW8270D				**(SW3510C)**				
Naphthalene	BRL	0.50		ug/L	264297	1	07/23/2018 15:02	YH
Acenaphthylene	BRL	1.0		ug/L	264297	1	07/23/2018 15:02	YH
Acenaphthene	BRL	0.50		ug/L	264297	1	07/23/2018 15:02	YH
Fluorene	BRL	0.10		ug/L	264297	1	07/23/2018 15:02	YH
Phenanthrene	BRL	0.050		ug/L	264297	1	07/23/2018 15:02	YH
Anthracene	BRL	0.050		ug/L	264297	1	07/23/2018 15:02	YH
Fluoranthene	BRL	0.10		ug/L	264297	1	07/23/2018 15:02	YH
Pyrene	BRL	0.050		ug/L	264297	1	07/23/2018 15:02	YH
Benz(a)anthracene	BRL	0.050		ug/L	264297	1	07/23/2018 15:02	YH
Chrysene	BRL	0.050		ug/L	264297	1	07/23/2018 15:02	YH
Benzo(b)fluoranthene	BRL	0.10		ug/L	264297	1	07/23/2018 15:02	YH
Benzo(k)fluoranthene	BRL	0.050		ug/L	264297	1	07/23/2018 15:02	YH
Benzo(a)pyrene	BRL	0.050		ug/L	264297	1	07/23/2018 15:02	YH

Qualifiers:

*	Value exceeds maximum contaminant level	E	Estimated (value above quantitation range)
BRL	Below reporting limit	S	Spike Recovery outside limits due to matrix
H	Holding times for preparation or analysis exceeded	Narr	See case narrative
N	Analyte not NELAC certified	NC	Not confirmed
B	Analyte detected in the associated method blank	<	Less than Result value
>	Greater than Result value	J	Estimated value detected below Reporting Limit

Analytical Environmental Services, Inc **Date:** 10-Oct-18

Client:	Wood Environment & Infrastructure	**Client Sample ID:**	MW-404DR-0718
Project Name:	AGL - Augusta	**Collection Date:**	7/18/2018 3:50:00 PM
Lab ID:	1807I04-020	**Matrix:**	Groundwater

Analyses	Result	Reporting Limit	Qual	Units	BatchID	Dilution Factor	Date Analyzed	Analyst
SIM Polynuclear Aromatic Hydrocarbons SW8270D				**(SW3510C)**				
Indeno(1,2,3-cd)pyrene	BRL	0.050		ug/L	264297	1	07/23/2018 15:02	YH
Dibenz(a,h)anthracene	BRL	0.10		ug/L	264297	1	07/23/2018 15:02	YH
Benzo(g,h,i)perylene	BRL	0.10		ug/L	264297	1	07/23/2018 15:02	YH
Surr: 4-Terphenyl-d14	112	59.9-128		%REC	264297	1	07/23/2018 15:02	YH
Mercury, Total SW7470A				**(SW7470A)**				
Mercury	BRL	0.00020		mg/L	264480	1	07/26/2018 17:01	AS
Cyanide SW9014				**(SW9010C)**				
Cyanide, Total	BRL	0.010		mg/L	264714	1	07/30/2018 13:00	CG

Qualifiers:

*	Value exceeds maximum contaminant level	E	Estimated (value above quantitation range)
BRL	Below reporting limit	S	Spike Recovery outside limits due to matrix
H	Holding times for preparation or analysis exceeded	Narr	See case narrative
N	Analyte not NELAC certified	NC	Not confirmed
B	Analyte detected in the associated method blank	<	Less than Result value
>	Greater than Result value	J	Estimated value detected below Reporting Limit

Analytical Environmental Services, Inc

Date: 10-Oct-18

Client:	Wood Environment & Infrastructure	**Client Sample ID:**	MW-309BR-0718
Project Name:	AGL - Augusta	**Collection Date:**	7/18/2018 11:10:00 AM
Lab ID:	1807I04-021	**Matrix:**	Groundwater

Analyses	Result	Reporting Limit	Qual	Units	BatchID	Dilution Factor	Date Analyzed	Analyst
Volatile Organic Compounds by GC/MS SW8260B				**(SW5030B)**				
Acetone	BRL	50		ug/L	264420	1	07/24/2018 04:26	NP
Benzene	BRL	5.0		ug/L	264420	1	07/24/2018 04:26	NP
Carbon disulfide	BRL	5.0		ug/L	264420	1	07/24/2018 04:26	NP
Ethylbenzene	BRL	5.0		ug/L	264420	1	07/24/2018 04:26	NP
Methylene chloride	BRL	5.0		ug/L	264420	1	07/24/2018 04:26	NP
Trichloroethene	BRL	5.0		ug/L	264420	1	07/24/2018 04:26	NP
Toluene	BRL	5.0		ug/L	264420	1	07/24/2018 04:26	NP
Xylenes, Total	BRL	5.0		ug/L	264420	1	07/24/2018 04:26	NP
Surr: 4-Bromofluorobenzene	82.1	68-127		%REC	264420	1	07/24/2018 04:26	NP
Surr: Dibromofluoromethane	102	84.4-122		%REC	264420	1	07/24/2018 04:26	NP
Surr: Toluene-d8	92.6	80.1-116		%REC	264420	1	07/24/2018 04:26	NP
Total Metals by ICP/MS SW6020B				**(SW3005A)**				
Antimony	BRL	0.00600		mg/L	264379	1	07/24/2018 20:02	JW
Arsenic	BRL	0.0500		mg/L	264379	1	07/24/2018 20:02	JW
Barium	0.462	0.00400		mg/L	264379	1	07/24/2018 20:02	JW
Beryllium	BRL	0.00400		mg/L	264379	1	07/24/2018 20:02	JW
Cadmium	BRL	0.00500		mg/L	264379	1	07/25/2018 21:21	JW
Chromium	BRL	0.0100		mg/L	264379	1	07/24/2018 20:02	JW
Copper	BRL	0.0100		mg/L	264379	1	07/24/2018 20:02	JW
Lead	BRL	0.0100		mg/L	264379	1	07/24/2018 20:02	JW
Nickel	BRL	0.0200		mg/L	264379	1	07/24/2018 20:02	JW
Selenium	BRL	0.0200		mg/L	264379	1	07/24/2018 20:02	JW
Thallium	BRL	0.00200		mg/L	264379	1	07/24/2018 20:02	JW
Vanadium	BRL	0.0100		mg/L	264379	1	07/24/2018 20:02	JW
Zinc	BRL	0.0200		mg/L	264379	1	07/24/2018 20:02	JW
SIM Polynuclear Aromatic Hydrocarbons SW8270D				**(SW3510C)**				
Naphthalene	BRL	0.50		ug/L	264408	1	07/24/2018 15:32	YH
Acenaphthylene	BRL	1.0		ug/L	264408	1	07/24/2018 15:32	YH
Acenaphthene	BRL	0.50		ug/L	264408	1	07/24/2018 15:32	YH
Fluorene	BRL	0.10		ug/L	264408	1	07/24/2018 15:32	YH
Phenanthrene	BRL	0.050		ug/L	264408	1	07/24/2018 15:32	YH
Anthracene	BRL	0.050		ug/L	264408	1	07/24/2018 15:32	YH
Fluoranthene	BRL	0.10		ug/L	264408	1	07/24/2018 15:32	YH
Pyrene	BRL	0.050		ug/L	264408	1	07/24/2018 15:32	YH
Benz(a)anthracene	BRL	0.050		ug/L	264408	1	07/24/2018 15:32	YH
Chrysene	BRL	0.050		ug/L	264408	1	07/24/2018 15:32	YH
Benzo(b)fluoranthene	BRL	0.10		ug/L	264408	1	07/24/2018 15:32	YH
Benzo(k)fluoranthene	BRL	0.050		ug/L	264408	1	07/24/2018 15:32	YH
Benzo(a)pyrene	BRL	0.050		ug/L	264408	1	07/24/2018 15:32	YH

Qualifiers:

*	Value exceeds maximum contaminant level	E	Estimated (value above quantitation range)
BRL	Below reporting limit	S	Spike Recovery outside limits due to matrix
H	Holding times for preparation or analysis exceeded	Narr	See case narrative
N	Analyte not NELAC certified	NC	Not confirmed
B	Analyte detected in the associated method blank	<	Less than Result value
>	Greater than Result value	J	Estimated value detected below Reporting Limit

Analytical Environmental Services, Inc **Date:** 10-Oct-18

Client:	Wood Environment & Infrastructure	**Client Sample ID:**	MW-309BR-0718
Project Name:	AGL - Augusta	**Collection Date:**	7/18/2018 11:10:00 AM
Lab ID:	1807I04-021	**Matrix:**	Groundwater

Analyses	Result	Reporting Limit	Qual	Units	BatchID	Dilution Factor	Date Analyzed	Analyst
SIM Polynuclear Aromatic Hydrocarbons SW8270D					**(SW3510C)**			
Indeno(1,2,3-cd)pyrene	BRL	0.050		ug/L	264408	1	07/24/2018 15:32	YH
Dibenz(a,h)anthracene	BRL	0.10		ug/L	264408	1	07/24/2018 15:32	YH
Benzo(g,h,i)perylene	BRL	0.10		ug/L	264408	1	07/24/2018 15:32	YH
Surr: 4-Terphenyl-d14	162	59.9-128	S	%REC	264408	1	07/24/2018 15:32	YH
Mercury, Total SW7470A					**(SW7470A)**			
Mercury	BRL	0.00020		mg/L	264479	1	07/26/2018 15:16	AS
Cyanide SW9014					**(SW9010C)**			
Cyanide, Total	BRL	0.010		mg/L	264714	1	07/30/2018 13:00	CG

Qualifiers:

*	Value exceeds maximum contaminant level	E	Estimated (value above quantitation range)
BRL	Below reporting limit	S	Spike Recovery outside limits due to matrix
H	Holding times for preparation or analysis exceeded	Narr	See case narrative
N	Analyte not NELAC certified	NC	Not confirmed
B	Analyte detected in the associated method blank	<	Less than Result value
>	Greater than Result value	J	Estimated value detected below Reporting Limit

Analytical Environmental Services, Inc

Date: 10-Oct-18

Client:	Wood Environment & Infrastructure	**Client Sample ID:**	MW-303-0718
Project Name:	AGL - Augusta	**Collection Date:**	7/18/2018 1:40:00 PM
Lab ID:	1807I04-022	**Matrix:**	Groundwater

Analyses	Result	Reporting Limit	Qual	Units	BatchID	Dilution Factor	Date Analyzed	Analyst
Volatile Organic Compounds by GC/MS SW8260B				**(SW5030B)**				
Acetone	BRL	50		ug/L	264420	1	07/24/2018 04:53	NP
Benzene	BRL	5.0		ug/L	264420	1	07/24/2018 04:53	NP
Carbon disulfide	BRL	5.0		ug/L	264420	1	07/24/2018 04:53	NP
Ethylbenzene	BRL	5.0		ug/L	264420	1	07/24/2018 04:53	NP
Methylene chloride	BRL	5.0		ug/L	264420	1	07/24/2018 04:53	NP
Trichloroethene	BRL	5.0		ug/L	264420	1	07/24/2018 04:53	NP
Toluene	BRL	5.0		ug/L	264420	1	07/24/2018 04:53	NP
Xylenes, Total	BRL	5.0		ug/L	264420	1	07/24/2018 04:53	NP
Surr: 4-Bromofluorobenzene	81.7	68-127		%REC	264420	1	07/24/2018 04:53	NP
Surr: Dibromofluoromethane	101	84.4-122		%REC	264420	1	07/24/2018 04:53	NP
Surr: Toluene-d8	95.4	80.1-116		%REC	264420	1	07/24/2018 04:53	NP
Total Metals by ICP/MS SW6020B				**(SW3005A)**				
Antimony	BRL	0.00600		mg/L	264379	1	07/24/2018 20:09	JW
Arsenic	BRL	0.0500		mg/L	264379	1	07/24/2018 20:09	JW
Barium	0.0781	0.00400		mg/L	264379	1	07/24/2018 20:09	JW
Beryllium	BRL	0.00400		mg/L	264379	1	07/24/2018 20:09	JW
Cadmium	BRL	0.00500		mg/L	264379	1	07/25/2018 21:24	JW
Chromium	BRL	0.0100		mg/L	264379	1	07/24/2018 20:09	JW
Copper	BRL	0.0100		mg/L	264379	1	07/24/2018 20:09	JW
Lead	BRL	0.0100		mg/L	264379	1	07/24/2018 20:09	JW
Nickel	BRL	0.0200		mg/L	264379	1	07/24/2018 20:09	JW
Selenium	BRL	0.0200		mg/L	264379	1	07/24/2018 20:09	JW
Thallium	BRL	0.00200		mg/L	264379	1	07/24/2018 20:09	JW
Vanadium	BRL	0.0100		mg/L	264379	1	07/24/2018 20:09	JW
Zinc	BRL	0.0200		mg/L	264379	1	07/24/2018 20:09	JW
SIM Polynuclear Aromatic Hydrocarbons SW8270D				**(SW3510C)**				
Naphthalene	BRL	0.50		ug/L	264408	1	07/24/2018 16:29	YH
Acenaphthylene	BRL	1.0		ug/L	264408	1	07/24/2018 16:29	YH
Acenaphthene	BRL	0.50		ug/L	264408	1	07/24/2018 16:29	YH
Fluorene	0.22	0.10		ug/L	264408	1	07/24/2018 16:29	YH
Phenanthrene	BRL	0.050		ug/L	264408	1	07/24/2018 16:29	YH
Anthracene	0.31	0.050		ug/L	264408	1	07/24/2018 16:29	YH
Fluoranthene	0.59	0.10		ug/L	264408	1	07/24/2018 16:29	YH
Pyrene	2.6	0.050		ug/L	264408	1	07/24/2018 16:29	YH
Benz(a)anthracene	BRL	0.050		ug/L	264408	1	07/24/2018 16:29	YH
Chrysene	BRL	0.050		ug/L	264408	1	07/24/2018 16:29	YH
Benzo(b)fluoranthene	BRL	0.10		ug/L	264408	1	07/24/2018 16:29	YH
Benzo(k)fluoranthene	BRL	0.050		ug/L	264408	1	07/24/2018 16:29	YH
Benzo(a)pyrene	BRL	0.050		ug/L	264408	1	07/24/2018 16:29	YH

Qualifiers:

*	Value exceeds maximum contaminant level	E	Estimated (value above quantitation range)
BRL	Below reporting limit	S	Spike Recovery outside limits due to matrix
H	Holding times for preparation or analysis exceeded	Narr	See case narrative
N	Analyte not NELAC certified	NC	Not confirmed
B	Analyte detected in the associated method blank	<	Less than Result value
>	Greater than Result value	J	Estimated value detected below Reporting Limit

Analytical Environmental Services, Inc **Date:** 10-Oct-18

Client:	Wood Environment & Infrastructure	**Client Sample ID:**	MW-303-0718
Project Name:	AGL - Augusta	**Collection Date:**	7/18/2018 1:40:00 PM
Lab ID:	1807I04-022	**Matrix:**	Groundwater

Analyses	Result	Reporting Limit	Qual	Units	BatchID	Dilution Factor	Date Analyzed	Analyst
SIM Polynuclear Aromatic Hydrocarbons SW8270D				**(SW3510C)**				
Indeno(1,2,3-cd)pyrene	BRL	0.050		ug/L	264408	1	07/24/2018 16:29	YH
Dibenz(a,h)anthracene	BRL	0.10		ug/L	264408	1	07/24/2018 16:29	YH
Benzo(g,h,i)perylene	BRL	0.10		ug/L	264408	1	07/24/2018 16:29	YH
Surr: 4-Terphenyl-d14	136	59.9-128	S	%REC	264408	1	07/24/2018 16:29	YH
Mercury, Total SW7470A				**(SW7470A)**				
Mercury	BRL	0.00020		mg/L	264479	1	07/26/2018 15:20	AS
Cyanide SW9014				**(SW9010C)**				
Cyanide, Total	BRL	0.010		mg/L	264714	1	07/30/2018 13:00	CG

Qualifiers:

*	Value exceeds maximum contaminant level	E	Estimated (value above quantitation range)
BRL	Below reporting limit	S	Spike Recovery outside limits due to matrix
H	Holding times for preparation or analysis exceeded	Narr	See case narrative
N	Analyte not NELAC certified	NC	Not confirmed
B	Analyte detected in the associated method blank	<	Less than Result value
>	Greater than Result value	J	Estimated value detected below Reporting Limit

Analytical Environmental Services, Inc

Date: 10-Oct-18

Client:	Wood Environment & Infrastructure	**Client Sample ID:**	MW-602-0718
Project Name:	AGL - Augusta	**Collection Date:**	7/18/2018 4:15:00 PM
Lab ID:	1807I04-023	**Matrix:**	Groundwater

Analyses	Result	Reporting Limit	Qual	Units	BatchID	Dilution Factor	Date Analyzed	Analyst
Volatile Organic Compounds by GC/MS SW8260B				**(SW5030B)**				
Acetone	BRL	50		ug/L	264420	1	07/24/2018 05:19	NP
Benzene	BRL	5.0		ug/L	264420	1	07/24/2018 05:19	NP
Carbon disulfide	BRL	5.0		ug/L	264420	1	07/24/2018 05:19	NP
Ethylbenzene	BRL	5.0		ug/L	264420	1	07/24/2018 05:19	NP
Methylene chloride	BRL	5.0		ug/L	264420	1	07/24/2018 05:19	NP
Trichloroethene	BRL	5.0		ug/L	264420	1	07/24/2018 05:19	NP
Toluene	BRL	5.0		ug/L	264420	1	07/24/2018 05:19	NP
Xylenes, Total	BRL	5.0		ug/L	264420	1	07/24/2018 05:19	NP
Surr: 4-Bromofluorobenzene	82.2	68-127		%REC	264420	1	07/24/2018 05:19	NP
Surr: Dibromofluoromethane	101	84.4-122		%REC	264420	1	07/24/2018 05:19	NP
Surr: Toluene-d8	94.5	80.1-116		%REC	264420	1	07/24/2018 05:19	NP
Total Metals by ICP/MS SW6020B				**(SW3005A)**				
Antimony	BRL	0.00600		mg/L	264379	1	07/24/2018 20:15	JW
Arsenic	BRL	0.0500		mg/L	264379	1	07/24/2018 20:15	JW
Barium	0.405	0.00400		mg/L	264379	1	07/24/2018 20:15	JW
Beryllium	BRL	0.00400		mg/L	264379	1	07/24/2018 20:15	JW
Cadmium	BRL	0.00500		mg/L	264379	1	07/25/2018 21:26	JW
Chromium	BRL	0.0100		mg/L	264379	1	07/24/2018 20:15	JW
Copper	BRL	0.0100		mg/L	264379	1	07/24/2018 20:15	JW
Lead	BRL	0.0100		mg/L	264379	1	07/24/2018 20:15	JW
Nickel	BRL	0.0200		mg/L	264379	1	07/24/2018 20:15	JW
Selenium	BRL	0.0200		mg/L	264379	1	07/24/2018 20:15	JW
Thallium	BRL	0.00200		mg/L	264379	1	07/24/2018 20:15	JW
Vanadium	BRL	0.0100		mg/L	264379	1	07/24/2018 20:15	JW
Zinc	BRL	0.0200		mg/L	264379	1	07/24/2018 20:15	JW
SIM Polynuclear Aromatic Hydrocarbons SW8270D				**(SW3510C)**				
Naphthalene	BRL	0.50		ug/L	264408	1	07/24/2018 16:56	YH
Acenaphthylene	BRL	1.0		ug/L	264408	1	07/24/2018 16:56	YH
Acenaphthene	0.95	0.50		ug/L	264408	1	07/24/2018 16:56	YH
Fluorene	0.10	0.10		ug/L	264408	1	07/24/2018 16:56	YH
Phenanthrene	BRL	0.050		ug/L	264408	1	07/24/2018 16:56	YH
Anthracene	0.19	0.050		ug/L	264408	1	07/24/2018 16:56	YH
Fluoranthene	BRL	0.10		ug/L	264408	1	07/24/2018 16:56	YH
Pyrene	0.099	0.050		ug/L	264408	1	07/24/2018 16:56	YH
Benz(a)anthracene	BRL	0.050		ug/L	264408	1	07/24/2018 16:56	YH
Chrysene	BRL	0.050		ug/L	264408	1	07/24/2018 16:56	YH
Benzo(b)fluoranthene	BRL	0.10		ug/L	264408	1	07/24/2018 16:56	YH
Benzo(k)fluoranthene	BRL	0.050		ug/L	264408	1	07/24/2018 16:56	YH
Benzo(a)pyrene	BRL	0.050		ug/L	264408	1	07/24/2018 16:56	YH

Qualifiers:

*	Value exceeds maximum contaminant level	E	Estimated (value above quantitation range)
BRL	Below reporting limit	S	Spike Recovery outside limits due to matrix
H	Holding times for preparation or analysis exceeded	Narr	See case narrative
N	Analyte not NELAC certified	NC	Not confirmed
B	Analyte detected in the associated method blank	<	Less than Result value
>	Greater than Result value	J	Estimated value detected below Reporting Limit

Analytical Environmental Services, Inc **Date:** 10-Oct-18

Client:	Wood Environment & Infrastructure	**Client Sample ID:**	MW-602-0718
Project Name:	AGL - Augusta	**Collection Date:**	7/18/2018 4:15:00 PM
Lab ID:	1807I04-023	**Matrix:**	Groundwater

Analyses	Result	Reporting Limit	Qual	Units	BatchID	Dilution Factor	Date Analyzed	Analyst
SIM Polynuclear Aromatic Hydrocarbons SW8270D				**(SW3510C)**				
Indeno(1,2,3-cd)pyrene	BRL	0.050		ug/L	264408	1	07/24/2018 16:56	YH
Dibenz(a,h)anthracene	BRL	0.10		ug/L	264408	1	07/24/2018 16:56	YH
Benzo(g,h,i)perylene	BRL	0.10		ug/L	264408	1	07/24/2018 16:56	YH
Surr: 4-Terphenyl-d14	121	59.9-128		%REC	264408	1	07/24/2018 16:56	YH
Mercury, Total SW7470A				**(SW7470A)**				
Mercury	BRL	0.00020		mg/L	264481	1	07/30/2018 13:01	AS
Cyanide SW9014				**(SW9010C)**				
Cyanide, Total	BRL	0.010		mg/L	264714	1	07/30/2018 13:00	CG

Qualifiers:

*	Value exceeds maximum contaminant level	E	Estimated (value above quantitation range)
BRL	Below reporting limit	S	Spike Recovery outside limits due to matrix
H	Holding times for preparation or analysis exceeded	Narr	See case narrative
N	Analyte not NELAC certified	NC	Not confirmed
B	Analyte detected in the associated method blank	<	Less than Result value
>	Greater than Result value	J	Estimated value detected below Reporting Limit

Analytical Environmental Services, Inc

Date: 10-Oct-18

Client:	Wood Environment & Infrastructure	**Client Sample ID:**	MW-304-0718
Project Name:	AGL - Augusta	**Collection Date:**	7/18/2018 2:55:00 PM
Lab ID:	1807I04-024	**Matrix:**	Groundwater

Analyses	Result	Reporting Limit	Qual	Units	BatchID	Dilution Factor	Date Analyzed	Analyst
Volatile Organic Compounds by GC/MS SW8260B				**(SW5030B)**				
Acetone	BRL	50		ug/L	264420	1	07/24/2018 05:45	NP
Benzene	280	50		ug/L	264420	10	07/24/2018 12:36	NP
Carbon disulfide	BRL	5.0		ug/L	264420	1	07/24/2018 05:45	NP
Ethylbenzene	BRL	5.0		ug/L	264420	1	07/24/2018 05:45	NP
Methylene chloride	BRL	5.0		ug/L	264420	1	07/24/2018 05:45	NP
Trichloroethene	BRL	5.0		ug/L	264420	1	07/24/2018 05:45	NP
Toluene	BRL	5.0		ug/L	264420	1	07/24/2018 05:45	NP
Xylenes, Total	BRL	5.0		ug/L	264420	1	07/24/2018 05:45	NP
Surr: 4-Bromofluorobenzene	80.1	68-127		%REC	264420	10	07/24/2018 12:36	NP
Surr: 4-Bromofluorobenzene	86.1	68-127		%REC	264420	1	07/24/2018 05:45	NP
Surr: Dibromofluoromethane	95.5	84.4-122		%REC	264420	1	07/24/2018 05:45	NP
Surr: Dibromofluoromethane	98.3	84.4-122		%REC	264420	10	07/24/2018 12:36	NP
Surr: Toluene-d8	88.6	80.1-116		%REC	264420	10	07/24/2018 12:36	NP
Surr: Toluene-d8	90.6	80.1-116		%REC	264420	1	07/24/2018 05:45	NP
Total Metals by ICP/MS SW6020B				**(SW3005A)**				
Antimony	BRL	0.00600		mg/L	264379	1	07/24/2018 20:21	JW
Arsenic	BRL	0.0500		mg/L	264379	1	07/24/2018 20:21	JW
Barium	0.403	0.00400		mg/L	264379	1	07/24/2018 20:21	JW
Beryllium	BRL	0.00400		mg/L	264379	1	07/24/2018 20:21	JW
Cadmium	BRL	0.00500		mg/L	264379	1	07/25/2018 21:28	JW
Chromium	BRL	0.0100		mg/L	264379	1	07/24/2018 20:21	JW
Copper	BRL	0.0100		mg/L	264379	1	07/24/2018 20:21	JW
Lead	BRL	0.0100		mg/L	264379	1	07/24/2018 20:21	JW
Nickel	BRL	0.0200		mg/L	264379	1	07/24/2018 20:21	JW
Selenium	BRL	0.0200		mg/L	264379	1	07/24/2018 20:21	JW
Thallium	BRL	0.00200		mg/L	264379	1	07/24/2018 20:21	JW
Vanadium	BRL	0.0100		mg/L	264379	1	07/24/2018 20:21	JW
Zinc	BRL	0.0200		mg/L	264379	1	07/24/2018 20:21	JW
SIM Polynuclear Aromatic Hydrocarbons SW8270D				**(SW3510C)**				
Naphthalene	7.6	0.50		ug/L	264408	1	07/24/2018 17:21	YH
Acenaphthylene	BRL	1.0		ug/L	264408	1	07/24/2018 17:21	YH
Acenaphthene	11	5.0		ug/L	264408	10	07/25/2018 19:13	YH
Fluorene	1.5	0.10		ug/L	264408	1	07/24/2018 17:21	YH
Phenanthrene	0.92	0.050		ug/L	264408	1	07/24/2018 17:21	YH
Anthracene	0.17	0.050		ug/L	264408	1	07/24/2018 17:21	YH
Fluoranthene	0.27	0.10		ug/L	264408	1	07/24/2018 17:21	YH
Pyrene	0.32	0.050		ug/L	264408	1	07/24/2018 17:21	YH
Benz(a)anthracene	BRL	0.050		ug/L	264408	1	07/24/2018 17:21	YH
Chrysene	BRL	0.050		ug/L	264408	1	07/24/2018 17:21	YH

Qualifiers:

*	Value exceeds maximum contaminant level	E	Estimated (value above quantitation range)
BRL	Below reporting limit	S	Spike Recovery outside limits due to matrix
H	Holding times for preparation or analysis exceeded	Narr	See case narrative
N	Analyte not NELAC certified	NC	Not confirmed
B	Analyte detected in the associated method blank	<	Less than Result value
>	Greater than Result value	J	Estimated value detected below Reporting Limit

Analytical Environmental Services, Inc **Date:** 10-Oct-18

Client:	Wood Environment & Infrastructure	**Client Sample ID:**	MW-304-0718
Project Name:	AGL - Augusta	**Collection Date:**	7/18/2018 2:55:00 PM
Lab ID:	1807I04-024	**Matrix:**	Groundwater

Analyses	Result	Reporting Limit	Qual	Units	BatchID	Dilution Factor	Date Analyzed	Analyst
SIM Polynuclear Aromatic Hydrocarbons SW8270D				**(SW3510C)**				
Benzo(b)fluoranthene	BRL	0.10		ug/L	264408	1	07/24/2018 17:21	YH
Benzo(k)fluoranthene	BRL	0.050		ug/L	264408	1	07/24/2018 17:21	YH
Benzo(a)pyrene	BRL	0.050		ug/L	264408	1	07/24/2018 17:21	YH
Indeno(1,2,3-cd)pyrene	BRL	0.050		ug/L	264408	1	07/24/2018 17:21	YH
Dibenz(a,h)anthracene	BRL	0.10		ug/L	264408	1	07/24/2018 17:21	YH
Benzo(g,h,i)perylene	BRL	0.10		ug/L	264408	1	07/24/2018 17:21	YH
Surr: 4-Terphenyl-d14	119	59.9-128		%REC	264408	1	07/24/2018 17:21	YH
Mercury, Total SW7470A				**(SW7470A)**				
Mercury	BRL	0.00020		mg/L	264481	1	07/30/2018 13:05	AS
Cyanide SW9014				**(SW9010C)**				
Cyanide, Total	BRL	0.010		mg/L	264714	1	07/30/2018 13:00	CG

Qualifiers:

*	Value exceeds maximum contaminant level	E	Estimated (value above quantitation range)
BRL	Below reporting limit	S	Spike Recovery outside limits due to matrix
H	Holding times for preparation or analysis exceeded	Narr	See case narrative
N	Analyte not NELAC certified	NC	Not confirmed
B	Analyte detected in the associated method blank	<	Less than Result value
>	Greater than Result value	J	Estimated value detected below Reporting Limit

Analytical Environmental Services, Inc **Date:** 10-Oct-18

Client:	Wood Environment & Infrastructure	**Client Sample ID:**	MW-207-0718
Project Name:	AGL - Augusta	**Collection Date:**	7/18/2018 1:07:00 PM
Lab ID:	1807I04-025	**Matrix:**	Groundwater

Analyses	Result	Reporting Limit	Qual	Units	BatchID	Dilution Factor	Date Analyzed	Analyst
Volatile Organic Compounds by GC/MS SW8260B				**(SW5030B)**				
Acetone	BRL	50		ug/L	264420	1	07/24/2018 13:53	NP
Benzene	BRL	5.0		ug/L	264420	1	07/24/2018 13:53	NP
Carbon disulfide	BRL	5.0		ug/L	264420	1	07/24/2018 13:53	NP
Ethylbenzene	BRL	5.0		ug/L	264420	1	07/24/2018 13:53	NP
Methylene chloride	BRL	5.0		ug/L	264420	1	07/24/2018 13:53	NP
Trichloroethene	BRL	5.0		ug/L	264420	1	07/24/2018 13:53	NP
Toluene	BRL	5.0		ug/L	264420	1	07/24/2018 13:53	NP
Xylenes, Total	BRL	5.0		ug/L	264420	1	07/24/2018 13:53	NP
Surr: 4-Bromofluorobenzene	79.2	68-127		%REC	264420	1	07/24/2018 13:53	NP
Surr: Dibromofluoromethane	98.1	84.4-122		%REC	264420	1	07/24/2018 13:53	NP
Surr: Toluene-d8	89.6	80.1-116		%REC	264420	1	07/24/2018 13:53	NP
Total Metals by ICP/MS SW6020B				**(SW3005A)**				
Antimony	BRL	0.00600		mg/L	264379	1	07/24/2018 20:47	JW
Arsenic	BRL	0.0500		mg/L	264379	1	07/24/2018 20:47	JW
Barium	0.309	0.00400		mg/L	264379	1	07/24/2018 20:47	JW
Beryllium	BRL	0.00400		mg/L	264379	1	07/24/2018 20:47	JW
Cadmium	BRL	0.00500		mg/L	264379	1	07/25/2018 21:30	JW
Chromium	BRL	0.0100		mg/L	264379	1	07/24/2018 20:47	JW
Copper	BRL	0.0100		mg/L	264379	1	07/24/2018 20:47	JW
Lead	BRL	0.0100		mg/L	264379	1	07/24/2018 20:47	JW
Nickel	BRL	0.0200		mg/L	264379	1	07/24/2018 20:47	JW
Selenium	BRL	0.0200		mg/L	264379	1	07/24/2018 20:47	JW
Thallium	BRL	0.00200		mg/L	264379	1	07/24/2018 20:47	JW
Vanadium	BRL	0.0100		mg/L	264379	1	07/24/2018 20:47	JW
Zinc	BRL	0.0200		mg/L	264379	1	07/24/2018 20:47	JW
SIM Polynuclear Aromatic Hydrocarbons SW8270D				**(SW3510C)**				
Naphthalene	BRL	0.50		ug/L	264408	1	07/24/2018 17:47	YH
Acenaphthylene	BRL	1.0		ug/L	264408	1	07/24/2018 17:47	YH
Acenaphthene	BRL	0.50		ug/L	264408	1	07/24/2018 17:47	YH
Fluorene	BRL	0.10		ug/L	264408	1	07/24/2018 17:47	YH
Phenanthrene	BRL	0.050		ug/L	264408	1	07/24/2018 17:47	YH
Anthracene	BRL	0.050		ug/L	264408	1	07/24/2018 17:47	YH
Fluoranthene	BRL	0.10		ug/L	264408	1	07/24/2018 17:47	YH
Pyrene	BRL	0.050		ug/L	264408	1	07/24/2018 17:47	YH
Benz(a)anthracene	BRL	0.050		ug/L	264408	1	07/24/2018 17:47	YH
Chrysene	BRL	0.050		ug/L	264408	1	07/24/2018 17:47	YH
Benzo(b)fluoranthene	BRL	0.10		ug/L	264408	1	07/24/2018 17:47	YH
Benzo(k)fluoranthene	BRL	0.050		ug/L	264408	1	07/24/2018 17:47	YH
Benzo(a)pyrene	BRL	0.050		ug/L	264408	1	07/24/2018 17:47	YH

Qualifiers:

*	Value exceeds maximum contaminant level	E	Estimated (value above quantitation range)
BRL	Below reporting limit	S	Spike Recovery outside limits due to matrix
H	Holding times for preparation or analysis exceeded	Narr	See case narrative
N	Analyte not NELAC certified	NC	Not confirmed
B	Analyte detected in the associated method blank	<	Less than Result value
>	Greater than Result value	J	Estimated value detected below Reporting Limit

Analytical Environmental Services, Inc **Date:** 10-Oct-18

Client:	Wood Environment & Infrastructure	**Client Sample ID:**	MW-207-0718
Project Name:	AGL - Augusta	**Collection Date:**	7/18/2018 1:07:00 PM
Lab ID:	1807I04-025	**Matrix:**	Groundwater

Analyses	Result	Reporting Limit	Qual	Units	BatchID	Dilution Factor	Date Analyzed	Analyst
SIM Polynuclear Aromatic Hydrocarbons SW8270D				**(SW3510C)**				
Indeno(1,2,3-cd)pyrene	BRL	0.050		ug/L	264408	1	07/24/2018 17:47	YH
Dibenz(a,h)anthracene	BRL	0.10		ug/L	264408	1	07/24/2018 17:47	YH
Benzo(g,h,i)perylene	BRL	0.10		ug/L	264408	1	07/24/2018 17:47	YH
Surr: 4-Terphenyl-d14	122	59.9-128		%REC	264408	1	07/24/2018 17:47	YH
Mercury, Total SW7470A				**(SW7470A)**				
Mercury	BRL	0.00020		mg/L	264481	1	07/30/2018 13:14	AS
Cyanide SW9014				**(SW9010C)**				
Cyanide, Total	BRL	0.010		mg/L	264714	1	07/30/2018 13:00	CG

Qualifiers:

*	Value exceeds maximum contaminant level	E	Estimated (value above quantitation range)
BRL	Below reporting limit	S	Spike Recovery outside limits due to matrix
H	Holding times for preparation or analysis exceeded	Narr	See case narrative
N	Analyte not NELAC certified	NC	Not confirmed
B	Analyte detected in the associated method blank	<	Less than Result value
>	Greater than Result value	J	Estimated value detected below Reporting Limit

Analytical Environmental Services, Inc **Date:** 10-Oct-18

Client:	Wood Environment & Infrastructure	**Client Sample ID:**	MW-508BR-0718
Project Name:	AGL - Augusta	**Collection Date:**	7/18/2018 11:07:00 AM
Lab ID:	1807I04-026	**Matrix:**	Groundwater

Analyses	Result	Reporting Limit	Qual	Units	BatchID	Dilution Factor	Date Analyzed	Analyst
Volatile Organic Compounds by GC/MS SW8260B				**(SW5030B)**				
Acetone	BRL	50		ug/L	264420	1	07/24/2018 14:19	NP
Benzene	BRL	5.0		ug/L	264420	1	07/24/2018 14:19	NP
Carbon disulfide	BRL	5.0		ug/L	264420	1	07/24/2018 14:19	NP
Ethylbenzene	BRL	5.0		ug/L	264420	1	07/24/2018 14:19	NP
Methylene chloride	BRL	5.0		ug/L	264420	1	07/24/2018 14:19	NP
Trichloroethene	BRL	5.0		ug/L	264420	1	07/24/2018 14:19	NP
Toluene	BRL	5.0		ug/L	264420	1	07/24/2018 14:19	NP
Xylenes, Total	BRL	5.0		ug/L	264420	1	07/24/2018 14:19	NP
Surr: 4-Bromofluorobenzene	79.6	68-127		%REC	264420	1	07/24/2018 14:19	NP
Surr: Dibromofluoromethane	100	84.4-122		%REC	264420	1	07/24/2018 14:19	NP
Surr: Toluene-d8	92.2	80.1-116		%REC	264420	1	07/24/2018 14:19	NP
Total Metals by ICP/MS SW6020B				**(SW3005A)**				
Antimony	BRL	0.00600		mg/L	264379	1	07/24/2018 20:53	JW
Arsenic	BRL	0.0500		mg/L	264379	1	07/24/2018 20:53	JW
Barium	0.325	0.00400		mg/L	264379	1	07/24/2018 20:53	JW
Beryllium	BRL	0.00400		mg/L	264379	1	07/24/2018 20:53	JW
Cadmium	BRL	0.00500		mg/L	264379	1	07/25/2018 21:33	JW
Chromium	BRL	0.0100		mg/L	264379	1	07/24/2018 20:53	JW
Copper	BRL	0.0100		mg/L	264379	1	07/24/2018 20:53	JW
Lead	BRL	0.0100		mg/L	264379	1	07/24/2018 20:53	JW
Nickel	BRL	0.0200		mg/L	264379	1	07/24/2018 20:53	JW
Selenium	BRL	0.0200		mg/L	264379	1	07/24/2018 20:53	JW
Thallium	BRL	0.00200		mg/L	264379	1	07/24/2018 20:53	JW
Vanadium	0.0133	0.0100		mg/L	264379	1	07/24/2018 20:53	JW
Zinc	BRL	0.0200		mg/L	264379	1	07/24/2018 20:53	JW
SIM Polynuclear Aromatic Hydrocarbons SW8270D				**(SW3510C)**				
Naphthalene	BRL	0.50		ug/L	264408	1	07/24/2018 18:13	YH
Acenaphthylene	BRL	1.0		ug/L	264408	1	07/24/2018 18:13	YH
Acenaphthene	BRL	0.50		ug/L	264408	1	07/24/2018 18:13	YH
Fluorene	BRL	0.10		ug/L	264408	1	07/24/2018 18:13	YH
Phenanthrene	BRL	0.050		ug/L	264408	1	07/24/2018 18:13	YH
Anthracene	BRL	0.050		ug/L	264408	1	07/24/2018 18:13	YH
Fluoranthene	BRL	0.10		ug/L	264408	1	07/24/2018 18:13	YH
Pyrene	BRL	0.050		ug/L	264408	1	07/24/2018 18:13	YH
Benz(a)anthracene	BRL	0.050		ug/L	264408	1	07/24/2018 18:13	YH
Chrysene	BRL	0.050		ug/L	264408	1	07/24/2018 18:13	YH
Benzo(b)fluoranthene	BRL	0.10		ug/L	264408	1	07/24/2018 18:13	YH
Benzo(k)fluoranthene	BRL	0.050		ug/L	264408	1	07/24/2018 18:13	YH
Benzo(a)pyrene	BRL	0.050		ug/L	264408	1	07/24/2018 18:13	YH

Qualifiers:

*	Value exceeds maximum contaminant level	E	Estimated (value above quantitation range)
BRL	Below reporting limit	S	Spike Recovery outside limits due to matrix
H	Holding times for preparation or analysis exceeded	Narr	See case narrative
N	Analyte not NELAC certified	NC	Not confirmed
B	Analyte detected in the associated method blank	<	Less than Result value
>	Greater than Result value	J	Estimated value detected below Reporting Limit

Analytical Environmental Services, Inc **Date:** 10-Oct-18

Client:	Wood Environment & Infrastructure	**Client Sample ID:**	MW-508BR-0718
Project Name:	AGL - Augusta	**Collection Date:**	7/18/2018 11:07:00 AM
Lab ID:	1807I04-026	**Matrix:**	Groundwater

Analyses	Result	Reporting Limit	Qual	Units	BatchID	Dilution Factor	Date Analyzed	Analyst
SIM Polynuclear Aromatic Hydrocarbons SW8270D				**(SW3510C)**				
Indeno(1,2,3-cd)pyrene	BRL	0.050		ug/L	264408	1	07/24/2018 18:13	YH
Dibenz(a,h)anthracene	BRL	0.10		ug/L	264408	1	07/24/2018 18:13	YH
Benzo(g,h,i)perylene	BRL	0.10		ug/L	264408	1	07/24/2018 18:13	YH
Surr: 4-Terphenyl-d14	82.1	59.9-128		%REC	264408	1	07/24/2018 18:13	YH
Mercury, Total SW7470A				**(SW7470A)**				
Mercury	BRL	0.00020		mg/L	264481	1	07/30/2018 13:18	AS
Cyanide SW9014				**(SW9010C)**				
Cyanide, Total	BRL	0.010		mg/L	264714	1	07/30/2018 13:00	CG

Qualifiers:

*	Value exceeds maximum contaminant level	E	Estimated (value above quantitation range)
BRL	Below reporting limit	S	Spike Recovery outside limits due to matrix
H	Holding times for preparation or analysis exceeded	Narr	See case narrative
N	Analyte not NELAC certified	NC	Not confirmed
B	Analyte detected in the associated method blank	<	Less than Result value
>	Greater than Result value	J	Estimated value detected below Reporting Limit

Analytical Environmental Services, Inc

Date: 10-Oct-18

Client:	Wood Environment & Infrastructure	**Client Sample ID:**	TB-2-0718
Project Name:	AGL - Augusta	**Collection Date:**	7/20/2018
Lab ID:	1807I04-027	**Matrix:**	Aqueous

Analyses	Result	Reporting Limit	Qual	Units	BatchID	Dilution Factor	Date Analyzed	Analyst
Volatile Organic Compounds by GC/MS SW8260B				**(SW5030B)**				
Acetone	BRL	50		ug/L	264420	1	07/24/2018 17:00	CC
Benzene	BRL	5.0		ug/L	264420	1	07/24/2018 17:00	CC
Carbon disulfide	BRL	5.0		ug/L	264420	1	07/24/2018 17:00	CC
Ethylbenzene	BRL	5.0		ug/L	264420	1	07/24/2018 17:00	CC
Methylene chloride	BRL	5.0		ug/L	264420	1	07/24/2018 17:00	CC
Trichloroethene	BRL	5.0		ug/L	264420	1	07/24/2018 17:00	CC
Toluene	BRL	5.0		ug/L	264420	1	07/24/2018 17:00	CC
Xylenes, Total	BRL	5.0		ug/L	264420	1	07/24/2018 17:00	CC
Surr: 4-Bromofluorobenzene	78.7	68-127		%REC	264420	1	07/24/2018 17:00	CC
Surr: Dibromofluoromethane	88.6	84.4-122		%REC	264420	1	07/24/2018 17:00	CC
Surr: Toluene-d8	94.7	80.1-116		%REC	264420	1	07/24/2018 17:00	CC

Qualifiers:

*	Value exceeds maximum contaminant level	E	Estimated (value above quantitation range)
BRL	Below reporting limit	S	Spike Recovery outside limits due to matrix
H	Holding times for preparation or analysis exceeded	Narr	See case narrative
N	Analyte not NELAC certified	NC	Not confirmed
B	Analyte detected in the associated method blank	<	Less than Result value
>	Greater than Result value	J	Estimated value detected below Reporting Limit

Analytical Environmental Services, Inc

Date: 10-Oct-18

SUMMARY OF ANALYTES DETECTED

Analyses	Result	Qual	MDL	Reporting Limit	Units	BatchID	Dilution Factor
Client Sample ID: MW-19-0718				**Lab ID:** 1807I04-001			
Collection Date: 7/17/2018 1:50:00 PM				**Matrix:** Groundwater			
Total Metals by ICP/MS SW6020B				**(SW3005A)**			
Barium	0.0936		0.000205	0.00400	mg/L	264378	1
Nickel	0.0359		0.000226	0.0200	mg/L	264378	1
Zinc	0.0704		0.00168	0.0200	mg/L	264378	1
SIM Polynuclear Aromatic Hydrocarbons SW8270D				**(SW3510C)**			
Anthracene	0.081		0.026	0.050	ug/L	264297	1
Benz(a)anthracene	0.096		0.018	0.050	ug/L	264297	1
Chrysene	0.089		0.017	0.050	ug/L	264297	1
Benzo(k)fluoranthene	0.084		0.026	0.050	ug/L	264297	1
Benzo(a)pyrene	0.085		0.022	0.050	ug/L	264297	1
Indeno(1,2,3-cd)pyrene	0.099		0.012	0.050	ug/L	264297	1
Cyanide SW9014				**(SW9010C)**			
Cyanide, Total	0.019		0.00470	0.010	mg/L	264433	1
Client Sample ID: MW-12-0718				**Lab ID:** 1807I04-002			
Collection Date: 7/17/2018 1:04:00 PM				**Matrix:** Groundwater			
Volatile Organic Compounds by GC/MS SW8260B				**(SW5030B)**			
Benzene	8700		37	500	ug/L	264435	100
Ethylbenzene	2000		26	500	ug/L	264435	100
Toluene	710		39	500	ug/L	264435	100
Xylenes, Total	1300		77	500	ug/L	264435	100
Total Metals by ICP/MS SW6020B				**(SW3005A)**			
Barium	0.181		0.000205	0.00400	mg/L	264378	1
SIM Polynuclear Aromatic Hydrocarbons SW8270D				**(SW3510C)**			
Naphthalene	5200		7.2	500	ug/L	264297	1000
Acenaphthylene	2.9		0.020	1.0	ug/L	264297	1
Acenaphthene	89		1.7	50	ug/L	264297	100
Fluorene	21		1.9	10	ug/L	264297	100
Phenanthrene	13		2.2	5.0	ug/L	264297	100
Anthracene	2.0		0.026	0.050	ug/L	264297	1
Fluoranthene	0.30		0.016	0.10	ug/L	264297	1
Pyrene	0.28		0.015	0.050	ug/L	264297	1
Cyanide SW9014				**(SW9010C)**			
Cyanide, Total	0.013		0.00470	0.010	mg/L	264433	1
Client Sample ID: MW-306D-0718				**Lab ID:** 1807I04-003			
Collection Date: 7/17/2018 6:15:00 PM				**Matrix:** Groundwater			
Total Metals by ICP/MS SW6020B				**(SW3005A)**			
Barium	0.684		0.000205	0.00400	mg/L	264378	1
Client Sample ID: MW-306BR-0718				**Lab ID:** 1807I04-004			
Collection Date: 7/17/2018 2:40:00 PM				**Matrix:** Groundwater			
Total Metals by ICP/MS SW6020B				**(SW3005A)**			
Barium	0.466		0.000205	0.00400	mg/L	264378	1
SIM Polynuclear Aromatic Hydrocarbons SW8270D				**(SW3510C)**			
Naphthalene	260		0.72	50	ug/L	264297	100
Fluorene	1.8		0.019	0.10	ug/L	264297	1

Analytical Environmental Services, Inc

Date: 10-Oct-18

SUMMARY OF ANALYTES DETECTED

Analyses	Result	Qual	MDL	Reporting Limit	Units	BatchID	Dilution Factor
Client Sample ID: MW-306BR-0718				**Lab ID:** 1807I04-004			
Collection Date: 7/17/2018 2:40:00 PM				**Matrix:** Groundwater			
SIM Polynuclear Aromatic Hydrocarbons SW8270D				**(SW3510C)**			
Phenanthrene	1.1		0.022	0.050	ug/L	264297	1
Anthracene	0.22		0.026	0.050	ug/L	264297	1
Pyrene	0.092		0.015	0.050	ug/L	264297	1
Client Sample ID: MW-306SAP-0718				**Lab ID:** 1807I04-005			
Collection Date: 7/17/2018 12:55:00 PM				**Matrix:** Groundwater			
Total Metals by ICP/MS SW6020B				**(SW3005A)**			
Barium	0.679		0.000205	0.00400	mg/L	264378	1
Chromium	0.0142		0.00176	0.0100	mg/L	264378	1
Nickel	0.456		0.000226	0.0200	mg/L	264378	1
Client Sample ID: MW-306TZ-0718				**Lab ID:** 1807I04-006			
Collection Date: 7/17/2018 4:40:00 PM				**Matrix:** Groundwater			
Volatile Organic Compounds by GC/MS SW8260B				**(SW5030B)**			
Xylenes, Total	5.4		0.77	5.0	ug/L	264435	1
Total Metals by ICP/MS SW6020B				**(SW3005A)**			
Barium	0.686		0.000205	0.00400	mg/L	264378	1
SIM Polynuclear Aromatic Hydrocarbons SW8270D				**(SW3510C)**			
Naphthalene	290		0.72	50	ug/L	264297	100
Fluorene	2.6		0.019	0.10	ug/L	264297	1
Phenanthrene	1.5		0.022	0.050	ug/L	264297	1
Anthracene	0.33		0.026	0.050	ug/L	264297	1
Fluoranthene	0.18		0.016	0.10	ug/L	264297	1
Pyrene	0.15		0.015	0.050	ug/L	264297	1
Client Sample ID: MW-311-0718				**Lab ID:** 1807I04-007			
Collection Date: 7/17/2018 4:17:00 PM				**Matrix:** Groundwater			
Volatile Organic Compounds by GC/MS SW8260B				**(SW5030B)**			
Benzene	170		0.37	5.0	ug/L	264435	1
Ethylbenzene	27		0.26	5.0	ug/L	264435	1
Total Metals by ICP/MS SW6020B				**(SW3005A)**			
Barium	0.0865		0.000205	0.00400	mg/L	264378	1
Cadmium	0.0256		0.000096	0.00500	mg/L	264378	1
Zinc	0.0573		0.00168	0.0200	mg/L	264378	1
SIM Polynuclear Aromatic Hydrocarbons SW8270D				**(SW3510C)**			
Naphthalene	4.2		0.0072	0.50	ug/L	264297	1
Acenaphthene	2.1		0.017	0.50	ug/L	264297	1
Fluorene	0.74		0.019	0.10	ug/L	264297	1
Phenanthrene	0.10		0.022	0.050	ug/L	264297	1
Anthracene	0.054		0.026	0.050	ug/L	264297	1
Client Sample ID: MW-402D-0718				**Lab ID:** 1807I04-008			
Collection Date: 7/17/2018 4:30:00 PM				**Matrix:** Groundwater			
Total Metals by ICP/MS SW6020B				**(SW3005A)**			
Barium	0.0803		0.000205	0.00400	mg/L	264378	1
Client Sample ID: MW-402S-0718				**Lab ID:** 1807I04-009			
Collection Date: 7/17/2018 3:15:00 PM				**Matrix:** Groundwater			

Analytical Environmental Services, Inc

Date: 10-Oct-18

SUMMARY OF ANALYTES DETECTED

Analyses	Result	Qual	MDL	Reporting Limit	Units	BatchID	Dilution Factor
Client Sample ID: MW-402S-0718				**Lab ID:** 1807I04-009			
Collection Date: 7/17/2018 3:15:00 PM				**Matrix:** Groundwater			
Total Metals by ICP/MS SW6020B				**(SW3005A)**			
Barium	0.0735		0.000205	0.00400	mg/L	264378	1
SIM Polynuclear Aromatic Hydrocarbons SW8270D				**(SW3510C)**			
Indeno(1,2,3-cd)pyrene	0.11		0.012	0.050	ug/L	264297	1
Benzo(g,h,i)perylene	0.15		0.014	0.10	ug/L	264297	1
Client Sample ID: MW-507BR-0718				**Lab ID:** 1807I04-010			
Collection Date: 7/17/2018 12:00:00 PM				**Matrix:** Groundwater			
Total Metals by ICP/MS SW6020B				**(SW3005A)**			
Barium	0.0739		0.000205	0.00400	mg/L	264379	1
Client Sample ID: DUP-1-0718				**Lab ID:** 1807I04-011			
Collection Date: 7/17/2018 12:00:00 PM				**Matrix:** Groundwater			
Volatile Organic Compounds by GC/MS SW8260B				**(SW5030B)**			
Benzene	9000		37	500	ug/L	264435	100
Ethylbenzene	1800		26	500	ug/L	264435	100
Toluene	740		39	500	ug/L	264435	100
Xylenes, Total	1100		77	500	ug/L	264435	100
Total Metals by ICP/MS SW6020B				**(SW3005A)**			
Barium	0.210		0.000205	0.00400	mg/L	264379	1
SIM Polynuclear Aromatic Hydrocarbons SW8270D				**(SW3510C)**			
Naphthalene	5500		7.2	500	ug/L	264297	1000
Acenaphthylene	1.5		0.020	1.0	ug/L	264297	1
Acenaphthene	94		1.7	50	ug/L	264297	100
Fluorene	22		1.9	10	ug/L	264297	100
Phenanthrene	13		2.2	5.0	ug/L	264297	100
Anthracene	2.0		0.026	0.050	ug/L	264297	1
Fluoranthene	0.31		0.016	0.10	ug/L	264297	1
Pyrene	0.30		0.015	0.050	ug/L	264297	1
Client Sample ID: DUP-2-0718				**Lab ID:** 1807I04-012			
Collection Date: 7/17/2018 12:00:00 PM				**Matrix:** Groundwater			
Total Metals by ICP/MS SW6020B				**(SW3005A)**			
Barium	0.522		0.000205	0.00400	mg/L	264379	1
SIM Polynuclear Aromatic Hydrocarbons SW8270D				**(SW3510C)**			
Naphthalene	270		0.72	50	ug/L	264297	100
Fluorene	2.1		0.019	0.10	ug/L	264297	1
Phenanthrene	1.0		0.022	0.050	ug/L	264297	1
Anthracene	0.22		0.026	0.050	ug/L	264297	1
Pyrene	0.089		0.015	0.050	ug/L	264297	1
Client Sample ID: DUP-3-0718				**Lab ID:** 1807I04-013			
Collection Date: 7/17/2018 12:00:00 PM				**Matrix:** Groundwater			
Total Metals by ICP/MS SW6020B				**(SW3005A)**			
Barium	0.112		0.000205	0.00400	mg/L	264379	1
Nickel	0.0407		0.000226	0.0200	mg/L	264379	1
Zinc	0.0764		0.00168	0.0200	mg/L	264379	1
SIM Polynuclear Aromatic Hydrocarbons SW8270D				**(SW3510C)**			

Analytical Environmental Services, Inc

Date: 10-Oct-18

SUMMARY OF ANALYTES DETECTED

Analyses	Result	Qual	MDL	Reporting Limit	Units	BatchID	Dilution Factor
Client Sample ID: DUP-3-0718				**Lab ID:** 1807I04-013			
Collection Date: 7/17/2018 12:00:00 PM				**Matrix:** Groundwater			
SIM Polynuclear Aromatic Hydrocarbons SW8270D				**(SW3510C)**			
Anthracene	0.077		0.026	0.050	ug/L	264297	1
Cyanide SW9014				**(SW9010C)**			
Cyanide, Total	0.020		0.00470	0.010	mg/L	264714	1
Client Sample ID: MW-05-0718				**Lab ID:** 1807I04-015			
Collection Date: 7/18/2018 4:09:00 PM				**Matrix:** Groundwater			
Total Metals by ICP/MS SW6020B				**(SW3005A)**			
Barium	0.374		0.000205	0.00400	mg/L	264379	1
SIM Polynuclear Aromatic Hydrocarbons SW8270D				**(SW3510C)**			
Naphthalene	0.72		0.0072	0.50	ug/L	264297	1
Cyanide SW9014				**(SW9010C)**			
Cyanide, Total	0.017		0.00470	0.010	mg/L	264714	1
Client Sample ID: MW-310BR-0718				**Lab ID:** 1807I04-016			
Collection Date: 7/18/2018 9:40:00 AM				**Matrix:** Groundwater			
Total Metals by ICP/MS SW6020B				**(SW3005A)**			
Barium	0.317		0.000205	0.00400	mg/L	264379	1
SIM Polynuclear Aromatic Hydrocarbons SW8270D				**(SW3510C)**			
Anthracene	0.054		0.026	0.050	ug/L	264297	1
Client Sample ID: MW-310SAP-0718				**Lab ID:** 1807I04-017			
Collection Date: 7/18/2018 11:30:00 AM				**Matrix:** Groundwater			
Total Metals by ICP/MS SW6020B				**(SW3005A)**			
Barium	0.0878		0.000205	0.00400	mg/L	264379	1
Nickel	0.453		0.000226	0.0200	mg/L	264379	1
Client Sample ID: MW-501S-0718				**Lab ID:** 1807I04-018			
Collection Date: 7/18/2018 1:45:00 PM				**Matrix:** Groundwater			
Total Metals by ICP/MS SW6020B				**(SW3005A)**			
Barium	0.0363		0.000205	0.00400	mg/L	264379	1
Cyanide SW9014				**(SW9010C)**			
Cyanide, Total	0.016		0.00470	0.010	mg/L	264714	1
Client Sample ID: DUP-04-0718				**Lab ID:** 1807I04-019			
Collection Date: 7/18/2018 12:00:00 PM				**Matrix:** Groundwater			
Total Metals by ICP/MS SW6020B				**(SW3005A)**			
Barium	0.0350		0.000205	0.00400	mg/L	264379	1
Client Sample ID: MW-404DR-0718				**Lab ID:** 1807I04-020			
Collection Date: 7/18/2018 3:50:00 PM				**Matrix:** Groundwater			
Total Metals by ICP/MS SW6020B				**(SW3005A)**			
Barium	0.102		0.000205	0.00400	mg/L	264379	1
Zinc	0.0279		0.00168	0.0200	mg/L	264379	1
Client Sample ID: MW-309BR-0718				**Lab ID:** 1807I04-021			
Collection Date: 7/18/2018 11:10:00 AM				**Matrix:** Groundwater			
Total Metals by ICP/MS SW6020B				**(SW3005A)**			
Barium	0.462		0.000205	0.00400	mg/L	264379	1

Analytical Environmental Services, Inc

Date: 10-Oct-18

SUMMARY OF ANALYTES DETECTED

Analyses	Result	Qual	MDL	Reporting Limit	Units	BatchID	Dilution Factor
Client Sample ID: MW-303-0718				**Lab ID:** 1807I04-022			
Collection Date: 7/18/2018 1:40:00 PM				**Matrix:** Groundwater			
Total Metals by ICP/MS SW6020B				**(SW3005A)**			
Barium	0.0781		0.000205	0.00400	mg/L	264379	1
SIM Polynuclear Aromatic Hydrocarbons SW8270D				**(SW3510C)**			
Fluorene	0.22		0.019	0.10	ug/L	264408	1
Anthracene	0.31		0.026	0.050	ug/L	264408	1
Fluoranthene	0.59		0.016	0.10	ug/L	264408	1
Pyrene	2.6		0.015	0.050	ug/L	264408	1
Client Sample ID: MW-602-0718				**Lab ID:** 1807I04-023			
Collection Date: 7/18/2018 4:15:00 PM				**Matrix:** Groundwater			
Total Metals by ICP/MS SW6020B				**(SW3005A)**			
Barium	0.405		0.000205	0.00400	mg/L	264379	1
SIM Polynuclear Aromatic Hydrocarbons SW8270D				**(SW3510C)**			
Acenaphthene	0.95		0.017	0.50	ug/L	264408	1
Fluorene	0.10		0.019	0.10	ug/L	264408	1
Anthracene	0.19		0.026	0.050	ug/L	264408	1
Pyrene	0.099		0.015	0.050	ug/L	264408	1
Client Sample ID: MW-304-0718				**Lab ID:** 1807I04-024			
Collection Date: 7/18/2018 2:55:00 PM				**Matrix:** Groundwater			
Volatile Organic Compounds by GC/MS SW8260B				**(SW5030B)**			
Benzene	280		3.7	50	ug/L	264420	10
Total Metals by ICP/MS SW6020B				**(SW3005A)**			
Barium	0.403		0.000205	0.00400	mg/L	264379	1
SIM Polynuclear Aromatic Hydrocarbons SW8270D				**(SW3510C)**			
Naphthalene	7.6		0.0072	0.50	ug/L	264408	1
Acenaphthene	11		0.17	5.0	ug/L	264408	10
Fluorene	1.5		0.019	0.10	ug/L	264408	1
Phenanthrene	0.92		0.022	0.050	ug/L	264408	1
Anthracene	0.17		0.026	0.050	ug/L	264408	1
Fluoranthene	0.27		0.016	0.10	ug/L	264408	1
Pyrene	0.32		0.015	0.050	ug/L	264408	1
Client Sample ID: MW-207-0718				**Lab ID:** 1807I04-025			
Collection Date: 7/18/2018 1:07:00 PM				**Matrix:** Groundwater			
Total Metals by ICP/MS SW6020B				**(SW3005A)**			
Barium	0.309		0.000205	0.00400	mg/L	264379	1
Client Sample ID: MW-508BR-0718				**Lab ID:** 1807I04-026			
Collection Date: 7/18/2018 11:07:00 AM				**Matrix:** Groundwater			
Total Metals by ICP/MS SW6020B				**(SW3005A)**			
Barium	0.325		0.000205	0.00400	mg/L	264379	1
Vanadium	0.0133		0.00211	0.0100	mg/L	264379	1

Qualifiers:

- * Value exceeds maximum contaminant level
- BRL Below reporting limit
- H Holding times for preparation or analysis exceeded
- N Analyte not NELAC certified
- E Estimated (value above quantitation range)
- S Spike Recovery outside limits due to matrix
- Narr See case narrative
- NC Not confirmed

Analytical Environmental Services, Inc

Date: 10-Oct-18

SUMMARY OF ANALYTES DETECTED

Analyses	Result	Qual	MDL	Reporting Limit	Units	BatchID	Dilution Factor

B Analyte detected in the associated method blank

< Less than Result value

> Greater than Result value

J Estimated value detected below Reporting Limit

Clear | Save as

ANALYTICAL ENVIRONMENTAL SERVICES, INC.

SAMPLE/COOLER RECEIPT CHECKLIST

1. Client Name: **Wood Environment & Infrastructure** AES Work Order Number: **1807I04**

2. Carrier: FedEx ■ UPS ☐ USPS ☐ Client ☐ Courier ☐ Other _____

		Yes	No	N/A	Details	Comments
3.	Shipping container/cooler received in good condition?	○	○	○	damaged ☐ leaking ☐ other ☐	
4.	Custody seals present on shipping container?	○	○	○		
5.	Custody seals intact on shipping container?	○	○	○		
6.	Temperature blanks present?	○	○	○		
7.	Cooler temperature(s) within limits of 0-6°C? [See item 13 and 14 for temperature recordings.]	○	○	○	Cooling initiated for recently collected samples / ice present ☐	
8.	Chain of Custody (COC) present?	○	○	○		
9.	Chain of Custody signed, dated, and timed when relinquished and received?	○	○	○		
10.	Sampler name and/or signature on COC?	○	○	○		
11.	Were all samples received within holding time?	○	○	○		
12.	TAT marked on the COC?	○	○	○	If no TAT indicated, proceeded with standard TAT per Terms & Conditions. ☐	

13. Cooler 1 Temperature 1.0 °C Cooler 2 Temperature 1.3 °C Cooler 3 Temperature 4.1 °C Cooler 4 Temperature 3.9 °C

14. Cooler 5 Temperature 2.5 °C Cooler 6 Temperature 2.8 °C Cooler 7 Temperature 3.7 °C Cooler 8 Temperature 4.0 °C

15. Comments:

I certify that I have completed sections 1-15 (dated initials). MJ 7/20/18

		Yes	No	N/A	Details	Comments
16.	Were sample containers intact upon receipt?	○	○	○		
17.	Custody seals present on sample containers?	○	○	○		
18.	Custody seals intact on sample containers?	○	○	○		
19.	Do sample container labels match the COC?	○	○	○	incomplete info ☐ illegible ☐ no label ☐ other ☐	
20.	Are analyses requested indicated on the COC?	○	○	○		
21.	Were all of the samples listed on the COC received?	○	○	○	samples received but not listed on COC ☐ samples listed on COC not received ☐	
22.	Was the sample collection date/time noted?	○	○	○		
23.	Did we receive sufficient sample volume for indicated analyses?	○	○	○		
24.	Were samples received in appropriate containers?	○	○	○		
25.	Were VOA samples received without headspace (< 1/4" bubble)?	○	○	○		
26.	Were trip blanks submitted?	○	○	○	listed on COC ☐ not listed on COC ☐	

27. Comments:

I certify that I have completed sections 16-27 (dated initials). AS 7/20/18

This section only applies to samples where pH can be checked at Sample Receipt.

		Yes	No	N/A	Details	Comments
28.	Have containers needing chemical preservation been checked? *	○	○	○		
29.	Containers meet preservation guidelines?	○	○	○		
30.	Was pH adjusted at Sample Receipt?	○	○	○		

* Note: Certain analyses require chemical preservation but must be checked in the laboratory and not upon Sample Receipt such as Coliforms, VOCs and Oil & Grease/TPH.

I certify that I have completed sections 28-30 (dated initials). AS 7/20/18

Checklist 6.9.17 Rev 2

Locked

Analytical Environmental Services, Inc

Date: 10-Oct-18

Client: Wood Environment & Infrastructure
Project Name: AGL - Augusta
Lab Order: 1807I04

Dates Report

Lab Sample ID	Client Sample ID	Collection Date	Matrix	Test Name	TCLP Date	Prep Date	Analysis Date
1807I04-001A	MW-19-0718	7/17/2018 1:50:00PM	Groundwater	Volatile Organic Compounds by GC/MS		7/24/2018 11:43:00AM	07/24/2018
1807I04-001B	MW-19-0718	7/17/2018 1:50:00PM	Groundwater	Total Metals by ICP/MS		7/24/2018 11:37:00AM	07/24/2018
1807I04-001B	MW-19-0718	7/17/2018 1:50:00PM	Groundwater	Total Metals by ICP/MS		7/24/2018 11:37:00AM	07/26/2018
1807I04-001B	MW-19-0718	7/17/2018 1:50:00PM	Groundwater	TOTAL MERCURY		7/25/2018 1:15:00PM	07/26/2018
1807I04-001C	MW-19-0718	7/17/2018 1:50:00PM	Groundwater	Cyanide		7/24/2018 11:30:00AM	07/24/2018
1807I04-001D	MW-19-0718	7/17/2018 1:50:00PM	Groundwater	Polynuclear Aromatic Hydrocarbons		7/20/2018 2:00:00PM	07/23/2018
1807I04-002A	MW-12-0718	7/17/2018 1:04:00PM	Groundwater	Volatile Organic Compounds by GC/MS		7/24/2018 11:43:00AM	07/24/2018
1807I04-002B	MW-12-0718	7/17/2018 1:04:00PM	Groundwater	Total Metals by ICP/MS		7/24/2018 11:37:00AM	07/24/2018
1807I04-002B	MW-12-0718	7/17/2018 1:04:00PM	Groundwater	TOTAL MERCURY		7/25/2018 1:15:00PM	07/26/2018
1807I04-002C	MW-12-0718	7/17/2018 1:04:00PM	Groundwater	Cyanide		7/24/2018 11:30:00AM	07/24/2018
1807I04-002D	MW-12-0718	7/17/2018 1:04:00PM	Groundwater	Polynuclear Aromatic Hydrocarbons		7/20/2018 2:00:00PM	07/23/2018
1807I04-002D	MW-12-0718	7/17/2018 1:04:00PM	Groundwater	Polynuclear Aromatic Hydrocarbons		7/20/2018 2:00:00PM	07/24/2018
1807I04-002D	MW-12-0718	7/17/2018 1:04:00PM	Groundwater	Polynuclear Aromatic Hydrocarbons		7/20/2018 2:00:00PM	07/25/2018
1807I04-003A	MW-306D-0718	7/17/2018 6:15:00PM	Groundwater	Volatile Organic Compounds by GC/MS		7/24/2018 11:43:00AM	07/24/2018
1807I04-003B	MW-306D-0718	7/17/2018 6:15:00PM	Groundwater	Total Metals by ICP/MS		7/24/2018 11:37:00AM	07/24/2018
1807I04-003B	MW-306D-0718	7/17/2018 6:15:00PM	Groundwater	TOTAL MERCURY		7/25/2018 1:15:00PM	07/26/2018
1807I04-003C	MW-306D-0718	7/17/2018 6:15:00PM	Groundwater	Cyanide		7/24/2018 11:30:00AM	07/24/2018
1807I04-003D	MW-306D-0718	7/17/2018 6:15:00PM	Groundwater	Polynuclear Aromatic Hydrocarbons		7/20/2018 2:00:00PM	07/23/2018
1807I04-004A	MW-306BR-0718	7/17/2018 2:40:00PM	Groundwater	Volatile Organic Compounds by GC/MS		7/24/2018 11:43:00AM	07/24/2018
1807I04-004B	MW-306BR-0718	7/17/2018 2:40:00PM	Groundwater	Total Metals by ICP/MS		7/24/2018 11:37:00AM	07/24/2018
1807I04-004B	MW-306BR-0718	7/17/2018 2:40:00PM	Groundwater	TOTAL MERCURY		7/25/2018 1:15:00PM	07/26/2018
1807I04-004C	MW-306BR-0718	7/17/2018 2:40:00PM	Groundwater	Cyanide		7/24/2018 11:30:00AM	07/24/2018
1807I04-004D	MW-306BR-0718	7/17/2018 2:40:00PM	Groundwater	Polynuclear Aromatic Hydrocarbons		7/20/2018 2:00:00PM	07/23/2018
1807I04-004D	MW-306BR-0718	7/17/2018 2:40:00PM	Groundwater	Polynuclear Aromatic Hydrocarbons		7/20/2018 2:00:00PM	07/24/2018
1807I04-005A	MW-306SAP-0718	7/17/2018 12:55:00PM	Groundwater	Volatile Organic Compounds by GC/MS		7/24/2018 11:43:00AM	07/24/2018
1807I04-005B	MW-306SAP-0718	7/17/2018 12:55:00PM	Groundwater	Total Metals by ICP/MS		7/24/2018 11:37:00AM	07/24/2018
1807I04-005B	MW-306SAP-0718	7/17/2018 12:55:00PM	Groundwater	TOTAL MERCURY		7/25/2018 1:15:00PM	07/26/2018
1807I04-005C	MW-306SAP-0718	7/17/2018 12:55:00PM	Groundwater	Cyanide		7/24/2018 11:30:00AM	07/24/2018
1807I04-005D	MW-306SAP-0718	7/17/2018 12:55:00PM	Groundwater	Polynuclear Aromatic Hydrocarbons		7/20/2018 2:00:00PM	07/24/2018

Analytical Environmental Services, Inc

Date: 10-Oct-18

Client: Wood Environment & Infrastructure
Project Name: AGL - Augusta
Lab Order: 1807I04

Dates Report

Lab Sample ID	Client Sample ID	Collection Date	Matrix	Test Name	TCLP Date	Prep Date	Analysis Date
1807I04-006A	MW-306TZ-0718	7/17/2018 4:40:00PM	Groundwater	Volatile Organic Compounds by GC/MS		7/24/2018 11:43:00AM	07/24/2018
1807I04-006B	MW-306TZ-0718	7/17/2018 4:40:00PM	Groundwater	Total Metals by ICP/MS		7/24/2018 11:37:00AM	07/24/2018
1807I04-006B	MW-306TZ-0718	7/17/2018 4:40:00PM	Groundwater	TOTAL MERCURY		7/25/2018 1:15:00PM	07/26/2018
1807I04-006C	MW-306TZ-0718	7/17/2018 4:40:00PM	Groundwater	Cyanide		7/24/2018 11:30:00AM	07/24/2018
1807I04-006D	MW-306TZ-0718	7/17/2018 4:40:00PM	Groundwater	Polynuclear Aromatic Hydrocarbons		7/20/2018 2:00:00PM	07/24/2018
1807I04-007A	MW-311-0718	7/17/2018 4:17:00PM	Groundwater	Volatile Organic Compounds by GC/MS		7/24/2018 11:43:00AM	07/24/2018
1807I04-007B	MW-311-0718	7/17/2018 4:17:00PM	Groundwater	Total Metals by ICP/MS		7/24/2018 11:37:00AM	07/24/2018
1807I04-007B	MW-311-0718	7/17/2018 4:17:00PM	Groundwater	Total Metals by ICP/MS		7/24/2018 11:37:00AM	07/26/2018
1807I04-007B	MW-311-0718	7/17/2018 4:17:00PM	Groundwater	TOTAL MERCURY		7/25/2018 1:15:00PM	07/26/2018
1807I04-007C	MW-311-0718	7/17/2018 4:17:00PM	Groundwater	Cyanide		7/24/2018 11:30:00AM	07/24/2018
1807I04-007D	MW-311-0718	7/17/2018 4:17:00PM	Groundwater	Polynuclear Aromatic Hydrocarbons		7/20/2018 2:00:00PM	07/23/2018
1807I04-008A	MW-402D-0718	7/17/2018 4:30:00PM	Groundwater	Volatile Organic Compounds by GC/MS		7/24/2018 11:43:00AM	07/24/2018
1807I04-008B	MW-402D-0718	7/17/2018 4:30:00PM	Groundwater	Total Metals by ICP/MS		7/24/2018 11:37:00AM	07/24/2018
1807I04-008B	MW-402D-0718	7/17/2018 4:30:00PM	Groundwater	TOTAL MERCURY		7/25/2018 1:15:00PM	07/26/2018
1807I04-008C	MW-402D-0718	7/17/2018 4:30:00PM	Groundwater	Cyanide		7/24/2018 11:30:00AM	07/24/2018
1807I04-008D	MW-402D-0718	7/17/2018 4:30:00PM	Groundwater	Polynuclear Aromatic Hydrocarbons		7/20/2018 2:00:00PM	07/24/2018
1807I04-009A	MW-402S-0718	7/17/2018 3:15:00PM	Groundwater	Volatile Organic Compounds by GC/MS		7/24/2018 11:43:00AM	07/24/2018
1807I04-009B	MW-402S-0718	7/17/2018 3:15:00PM	Groundwater	Total Metals by ICP/MS		7/24/2018 11:37:00AM	07/24/2018
1807I04-009B	MW-402S-0718	7/17/2018 3:15:00PM	Groundwater	TOTAL MERCURY		7/25/2018 1:15:00PM	07/26/2018
1807I04-009C	MW-402S-0718	7/17/2018 3:15:00PM	Groundwater	Cyanide		7/24/2018 11:30:00AM	07/24/2018
1807I04-009D	MW-402S-0718	7/17/2018 3:15:00PM	Groundwater	Polynuclear Aromatic Hydrocarbons		7/20/2018 2:00:00PM	07/24/2018
1807I04-010A	MW-507BR-0718	7/17/2018 12:00:00PM	Groundwater	Volatile Organic Compounds by GC/MS		7/24/2018 11:43:00AM	07/24/2018
1807I04-010B	MW-507BR-0718	7/17/2018 12:00:00PM	Groundwater	Total Metals by ICP/MS		7/24/2018 11:37:00AM	07/24/2018
1807I04-010B	MW-507BR-0718	7/17/2018 12:00:00PM	Groundwater	Total Metals by ICP/MS		7/24/2018 11:37:00AM	07/25/2018
1807I04-010B	MW-507BR-0718	7/17/2018 12:00:00PM	Groundwater	TOTAL MERCURY		7/25/2018 1:15:00PM	07/26/2018
1807I04-010C	MW-507BR-0718	7/17/2018 12:00:00PM	Groundwater	Cyanide		7/24/2018 11:30:00AM	07/24/2018
1807I04-010D	MW-507BR-0718	7/17/2018 12:00:00PM	Groundwater	Polynuclear Aromatic Hydrocarbons		7/20/2018 2:00:00PM	07/24/2018
1807I04-011A	DUP-1-0718	7/17/2018 12:00:00PM	Groundwater	Volatile Organic Compounds by GC/MS		7/24/2018 11:43:00AM	07/24/2018
1807I04-011B	DUP-1-0718	7/17/2018 12:00:00PM	Groundwater	Total Metals by ICP/MS		7/24/2018 11:37:00AM	07/24/2018

Analytical Environmental Services, Inc

Date: 10-Oct-18

Client: Wood Environment & Infrastructure
Project Name: AGL - Augusta
Lab Order: 1807I04

Dates Report

Lab Sample ID	Client Sample ID	Collection Date	Matrix	Test Name	TCLP Date	Prep Date	Analysis Date
1807I04-011B	DUP-1-0718	7/17/2018 12:00:00PM	Groundwater	Total Metals by ICP/MS		7/24/2018 11:37:00AM	07/25/2018
1807I04-011B	DUP-1-0718	7/17/2018 12:00:00PM	Groundwater	TOTAL MERCURY		7/25/2018 1:15:00PM	07/26/2018
1807I04-011C	DUP-1-0718	7/17/2018 12:00:00PM	Groundwater	Cyanide		7/24/2018 11:30:00AM	07/24/2018
1807I04-011D	DUP-1-0718	7/17/2018 12:00:00PM	Groundwater	Polynuclear Aromatic Hydrocarbons		7/20/2018 2:00:00PM	07/23/2018
1807I04-011D	DUP-1-0718	7/17/2018 12:00:00PM	Groundwater	Polynuclear Aromatic Hydrocarbons		7/20/2018 2:00:00PM	07/24/2018
1807I04-011D	DUP-1-0718	7/17/2018 12:00:00PM	Groundwater	Polynuclear Aromatic Hydrocarbons		7/20/2018 2:00:00PM	07/25/2018
1807I04-012A	DUP-2-0718	7/17/2018 12:00:00PM	Groundwater	Volatile Organic Compounds by GC/MS		7/24/2018 11:43:00AM	07/25/2018
1807I04-012B	DUP-2-0718	7/17/2018 12:00:00PM	Groundwater	Total Metals by ICP/MS		7/24/2018 11:37:00AM	07/24/2018
1807I04-012B	DUP-2-0718	7/17/2018 12:00:00PM	Groundwater	Total Metals by ICP/MS		7/24/2018 11:37:00AM	07/25/2018
1807I04-012B	DUP-2-0718	7/17/2018 12:00:00PM	Groundwater	TOTAL MERCURY		7/25/2018 1:15:00PM	07/26/2018
1807I04-012C	DUP-2-0718	7/17/2018 12:00:00PM	Groundwater	Cyanide		7/24/2018 11:30:00AM	07/24/2018
1807I04-012D	DUP-2-0718	7/17/2018 12:00:00PM	Groundwater	Polynuclear Aromatic Hydrocarbons		7/20/2018 2:00:00PM	07/23/2018
1807I04-012D	DUP-2-0718	7/17/2018 12:00:00PM	Groundwater	Polynuclear Aromatic Hydrocarbons		7/20/2018 2:00:00PM	07/24/2018
1807I04-013A	DUP-3-0718	7/17/2018 12:00:00PM	Groundwater	Volatile Organic Compounds by GC/MS		7/24/2018 11:43:00AM	07/25/2018
1807I04-013B	DUP-3-0718	7/17/2018 12:00:00PM	Groundwater	Total Metals by ICP/MS		7/24/2018 11:37:00AM	07/24/2018
1807I04-013B	DUP-3-0718	7/17/2018 12:00:00PM	Groundwater	Total Metals by ICP/MS		7/24/2018 11:37:00AM	07/25/2018
1807I04-013B	DUP-3-0718	7/17/2018 12:00:00PM	Groundwater	TOTAL MERCURY		7/25/2018 1:15:00PM	07/26/2018
1807I04-013C	DUP-3-0718	7/17/2018 12:00:00PM	Groundwater	Cyanide		7/30/2018 10:00:00AM	07/30/2018
1807I04-013D	DUP-3-0718	7/17/2018 12:00:00PM	Groundwater	Polynuclear Aromatic Hydrocarbons		7/20/2018 2:00:00PM	07/23/2018
1807I04-014A	TB-1-0718	7/20/2018 12:00:00AM	Aqueous	Volatile Organic Compounds by GC/MS		7/24/2018 11:43:00AM	07/24/2018
1807I04-015A	MW-05-0718	7/18/2018 4:09:00PM	Groundwater	Volatile Organic Compounds by GC/MS		7/24/2018 11:43:00AM	07/24/2018
1807I04-015B	MW-05-0718	7/18/2018 4:09:00PM	Groundwater	Total Metals by ICP/MS		7/24/2018 11:37:00AM	07/24/2018
1807I04-015B	MW-05-0718	7/18/2018 4:09:00PM	Groundwater	Total Metals by ICP/MS		7/24/2018 11:37:00AM	07/25/2018
1807I04-015B	MW-05-0718	7/18/2018 4:09:00PM	Groundwater	TOTAL MERCURY		7/25/2018 1:15:00PM	07/26/2018
1807I04-015C	MW-05-0718	7/18/2018 4:09:00PM	Groundwater	Cyanide		7/30/2018 10:00:00AM	07/30/2018
1807I04-015D	MW-05-0718	7/18/2018 4:09:00PM	Groundwater	Polynuclear Aromatic Hydrocarbons		7/20/2018 2:00:00PM	07/23/2018
1807I04-016A	MW-310BR-0718	7/18/2018 9:40:00AM	Groundwater	Volatile Organic Compounds by GC/MS		7/24/2018 11:43:00AM	07/24/2018
1807I04-016B	MW-310BR-0718	7/18/2018 9:40:00AM	Groundwater	Total Metals by ICP/MS		7/24/2018 11:37:00AM	07/24/2018
1807I04-016B	MW-310BR-0718	7/18/2018 9:40:00AM	Groundwater	Total Metals by ICP/MS		7/24/2018 11:37:00AM	07/25/2018

Analytical Environmental Services, Inc

Date: 10-Oct-18

Client: Wood Environment & Infrastructure
Project Name: AGL - Augusta
Lab Order: 1807I04

Dates Report

Lab Sample ID	Client Sample ID	Collection Date	Matrix	Test Name	TCLP Date	Prep Date	Analysis Date
1807I04-016B	MW-310BR-0718	7/18/2018 9:40:00AM	Groundwater	TOTAL MERCURY		7/25/2018 1:15:00PM	07/26/2018
1807I04-016C	MW-310BR-0718	7/18/2018 9:40:00AM	Groundwater	Cyanide		7/30/2018 10:00:00AM	07/30/2018
1807I04-016D	MW-310BR-0718	7/18/2018 9:40:00AM	Groundwater	Polynuclear Aromatic Hydrocarbons		7/20/2018 2:00:00PM	07/23/2018
1807I04-017A	MW-310SAP-0718	7/18/2018 11:30:00AM	Groundwater	Volatile Organic Compounds by GC/MS		7/24/2018 11:43:00AM	07/24/2018
1807I04-017B	MW-310SAP-0718	7/18/2018 11:30:00AM	Groundwater	Total Metals by ICP/MS		7/24/2018 11:37:00AM	07/24/2018
1807I04-017B	MW-310SAP-0718	7/18/2018 11:30:00AM	Groundwater	Total Metals by ICP/MS		7/24/2018 11:37:00AM	07/25/2018
1807I04-017B	MW-310SAP-0718	7/18/2018 11:30:00AM	Groundwater	TOTAL MERCURY		7/25/2018 1:15:00PM	07/26/2018
1807I04-017C	MW-310SAP-0718	7/18/2018 11:30:00AM	Groundwater	Cyanide		7/30/2018 10:00:00AM	07/30/2018
1807I04-017D	MW-310SAP-0718	7/18/2018 11:30:00AM	Groundwater	Polynuclear Aromatic Hydrocarbons		7/20/2018 2:00:00PM	07/23/2018
1807I04-018A	MW-501S-0718	7/18/2018 1:45:00PM	Groundwater	Volatile Organic Compounds by GC/MS		7/24/2018 11:43:00AM	07/24/2018
1807I04-018B	MW-501S-0718	7/18/2018 1:45:00PM	Groundwater	Total Metals by ICP/MS		7/24/2018 11:37:00AM	07/24/2018
1807I04-018B	MW-501S-0718	7/18/2018 1:45:00PM	Groundwater	Total Metals by ICP/MS		7/24/2018 11:37:00AM	07/25/2018
1807I04-018B	MW-501S-0718	7/18/2018 1:45:00PM	Groundwater	TOTAL MERCURY		7/25/2018 1:15:00PM	07/26/2018
1807I04-018C	MW-501S-0718	7/18/2018 1:45:00PM	Groundwater	Cyanide		7/30/2018 10:00:00AM	07/30/2018
1807I04-018D	MW-501S-0718	7/18/2018 1:45:00PM	Groundwater	Polynuclear Aromatic Hydrocarbons		7/20/2018 2:00:00PM	07/23/2018
1807I04-019A	DUP-04-0718	7/18/2018 12:00:00PM	Groundwater	Volatile Organic Compounds by GC/MS		7/24/2018 11:43:00AM	07/25/2018
1807I04-019B	DUP-04-0718	7/18/2018 12:00:00PM	Groundwater	Total Metals by ICP/MS		7/24/2018 11:37:00AM	07/24/2018
1807I04-019B	DUP-04-0718	7/18/2018 12:00:00PM	Groundwater	Total Metals by ICP/MS		7/24/2018 11:37:00AM	07/25/2018
1807I04-019B	DUP-04-0718	7/18/2018 12:00:00PM	Groundwater	TOTAL MERCURY		7/25/2018 1:15:00PM	07/26/2018
1807I04-019C	DUP-04-0718	7/18/2018 12:00:00PM	Groundwater	Cyanide		7/30/2018 10:00:00AM	07/30/2018
1807I04-019D	DUP-04-0718	7/18/2018 12:00:00PM	Groundwater	Polynuclear Aromatic Hydrocarbons		7/20/2018 2:00:00PM	07/23/2018
1807I04-020A	MW-404DR-0718	7/18/2018 3:50:00PM	Groundwater	Volatile Organic Compounds by GC/MS		7/24/2018 11:43:00AM	07/25/2018
1807I04-020B	MW-404DR-0718	7/18/2018 3:50:00PM	Groundwater	Total Metals by ICP/MS		7/24/2018 11:37:00AM	07/24/2018
1807I04-020B	MW-404DR-0718	7/18/2018 3:50:00PM	Groundwater	Total Metals by ICP/MS		7/24/2018 11:37:00AM	07/25/2018
1807I04-020B	MW-404DR-0718	7/18/2018 3:50:00PM	Groundwater	TOTAL MERCURY		7/25/2018 1:15:00PM	07/26/2018
1807I04-020C	MW-404DR-0718	7/18/2018 3:50:00PM	Groundwater	Cyanide		7/30/2018 10:00:00AM	07/30/2018
1807I04-020D	MW-404DR-0718	7/18/2018 3:50:00PM	Groundwater	Polynuclear Aromatic Hydrocarbons		7/20/2018 2:00:00PM	07/23/2018
1807I04-021A	MW-309BR-0718	7/18/2018 11:10:00AM	Groundwater	Volatile Organic Compounds by GC/MS		7/23/2018 10:22:00PM	07/24/2018
1807I04-021B	MW-309BR-0718	7/18/2018 11:10:00AM	Groundwater	Total Metals by ICP/MS		7/24/2018 11:37:00AM	07/24/2018

Analytical Environmental Services, Inc

Date: 10-Oct-18

Client: Wood Environment & Infrastructure
Project Name: AGL - Augusta
Lab Order: 1807I04

Dates Report

Lab Sample ID	Client Sample ID	Collection Date	Matrix	Test Name	TCLP Date	Prep Date	Analysis Date
1807I04-021B	MW-309BR-0718	7/18/2018 11:10:00AM	Groundwater	Total Metals by ICP/MS		7/24/2018 11:37:00AM	07/25/2018
1807I04-021B	MW-309BR-0718	7/18/2018 11:10:00AM	Groundwater	TOTAL MERCURY		7/25/2018 1:22:00PM	07/26/2018
1807I04-021C	MW-309BR-0718	7/18/2018 11:10:00AM	Groundwater	Cyanide		7/30/2018 10:00:00AM	07/30/2018
1807I04-021D	MW-309BR-0718	7/18/2018 11:10:00AM	Groundwater	Polynuclear Aromatic Hydrocarbons		7/24/2018 9:00:00AM	07/24/2018
1807I04-022A	MW-303-0718	7/18/2018 1:40:00PM	Groundwater	Volatile Organic Compounds by GC/MS		7/23/2018 10:22:00PM	07/24/2018
1807I04-022B	MW-303-0718	7/18/2018 1:40:00PM	Groundwater	Total Metals by ICP/MS		7/24/2018 11:37:00AM	07/24/2018
1807I04-022B	MW-303-0718	7/18/2018 1:40:00PM	Groundwater	Total Metals by ICP/MS		7/24/2018 11:37:00AM	07/25/2018
1807I04-022B	MW-303-0718	7/18/2018 1:40:00PM	Groundwater	TOTAL MERCURY		7/25/2018 1:22:00PM	07/26/2018
1807I04-022C	MW-303-0718	7/18/2018 1:40:00PM	Groundwater	Cyanide		7/30/2018 10:00:00AM	07/30/2018
1807I04-022D	MW-303-0718	7/18/2018 1:40:00PM	Groundwater	Polynuclear Aromatic Hydrocarbons		7/24/2018 9:00:00AM	07/24/2018
1807I04-023A	MW-602-0718	7/18/2018 4:15:00PM	Groundwater	Volatile Organic Compounds by GC/MS		7/23/2018 10:22:00PM	07/24/2018
1807I04-023B	MW-602-0718	7/18/2018 4:15:00PM	Groundwater	Total Metals by ICP/MS		7/24/2018 11:37:00AM	07/24/2018
1807I04-023B	MW-602-0718	7/18/2018 4:15:00PM	Groundwater	Total Metals by ICP/MS		7/24/2018 11:37:00AM	07/25/2018
1807I04-023B	MW-602-0718	7/18/2018 4:15:00PM	Groundwater	TOTAL MERCURY		7/25/2018 1:11:00PM	07/30/2018
1807I04-023C	MW-602-0718	7/18/2018 4:15:00PM	Groundwater	Cyanide		7/30/2018 10:00:00AM	07/30/2018
1807I04-023D	MW-602-0718	7/18/2018 4:15:00PM	Groundwater	Polynuclear Aromatic Hydrocarbons		7/24/2018 9:00:00AM	07/24/2018
1807I04-024A	MW-304-0718	7/18/2018 2:55:00PM	Groundwater	Volatile Organic Compounds by GC/MS		7/23/2018 10:22:00PM	07/24/2018
1807I04-024B	MW-304-0718	7/18/2018 2:55:00PM	Groundwater	Total Metals by ICP/MS		7/24/2018 11:37:00AM	07/24/2018
1807I04-024B	MW-304-0718	7/18/2018 2:55:00PM	Groundwater	Total Metals by ICP/MS		7/24/2018 11:37:00AM	07/25/2018
1807I04-024B	MW-304-0718	7/18/2018 2:55:00PM	Groundwater	TOTAL MERCURY		7/25/2018 1:11:00PM	07/30/2018
1807I04-024C	MW-304-0718	7/18/2018 2:55:00PM	Groundwater	Cyanide		7/30/2018 10:00:00AM	07/30/2018
1807I04-024D	MW-304-0718	7/18/2018 2:55:00PM	Groundwater	Polynuclear Aromatic Hydrocarbons		7/24/2018 9:00:00AM	07/24/2018
1807I04-024D	MW-304-0718	7/18/2018 2:55:00PM	Groundwater	Polynuclear Aromatic Hydrocarbons		7/24/2018 9:00:00AM	07/25/2018
1807I04-025A	MW-207-0718	7/18/2018 1:07:00PM	Groundwater	Volatile Organic Compounds by GC/MS		7/23/2018 10:22:00PM	07/24/2018
1807I04-025B	MW-207-0718	7/18/2018 1:07:00PM	Groundwater	Total Metals by ICP/MS		7/24/2018 11:37:00AM	07/24/2018
1807I04-025B	MW-207-0718	7/18/2018 1:07:00PM	Groundwater	Total Metals by ICP/MS		7/24/2018 11:37:00AM	07/25/2018
1807I04-025B	MW-207-0718	7/18/2018 1:07:00PM	Groundwater	TOTAL MERCURY		7/25/2018 1:11:00PM	07/30/2018
1807I04-025C	MW-207-0718	7/18/2018 1:07:00PM	Groundwater	Cyanide		7/30/2018 10:00:00AM	07/30/2018
1807I04-025D	MW-207-0718	7/18/2018 1:07:00PM	Groundwater	Polynuclear Aromatic Hydrocarbons		7/24/2018 9:00:00AM	07/24/2018

Analytical Environmental Services, Inc

Date: 10-Oct-18

Client: Wood Environment & Infrastructure
Project Name: AGL - Augusta
Lab Order: 1807I04

Dates Report

Lab Sample ID	Client Sample ID	Collection Date	Matrix	Test Name	TCLP Date	Prep Date	Analysis Date
1807I04-026A	MW-508BR-0718	7/18/2018 11:07:00AM	Groundwater	Volatile Organic Compounds by GC/MS		7/23/2018 10:22:00PM	07/24/2018
1807I04-026B	MW-508BR-0718	7/18/2018 11:07:00AM	Groundwater	Total Metals by ICP/MS		7/24/2018 11:37:00AM	07/24/2018
1807I04-026B	MW-508BR-0718	7/18/2018 11:07:00AM	Groundwater	Total Metals by ICP/MS		7/24/2018 11:37:00AM	07/25/2018
1807I04-026B	MW-508BR-0718	7/18/2018 11:07:00AM	Groundwater	TOTAL MERCURY		7/25/2018 1:11:00PM	07/30/2018
1807I04-026C	MW-508BR-0718	7/18/2018 11:07:00AM	Groundwater	Cyanide		7/30/2018 10:00:00AM	07/30/2018
1807I04-026D	MW-508BR-0718	7/18/2018 11:07:00AM	Groundwater	Polynuclear Aromatic Hydrocarbons		7/24/2018 9:00:00AM	07/24/2018
1807I04-027A	TB-2-0718	7/20/2018 12:00:00AM	Aqueous	Volatile Organic Compounds by GC/MS		7/23/2018 10:22:00PM	07/24/2018

Client: Wood Environment & Infrastructure
Project Name: AGL - Augusta
Workorder: 1807I04

ANALYTICAL QC SUMMARY REPORT

BatchID: **264297**

Sample ID: **MB-264297** Client ID: Units: **ug/L** Prep Date: **07/20/2018** Run No: **375864**
SampleType: **MBLK** TestCode: **SIM Polynuclear Aromatic Hydrocarbons SW8270D** BatchID: **264297** Analysis Date: **07/23/2018** Seq No: **8359567**

Analyte	Result	RPT Limit	SPK value	SPK Ref Val	%REC	Low Limit	High Limit	RPD Ref Val	%RPD	RPD Limit	Qual
Acenaphthene	BRL	0.50									
Acenaphthylene	BRL	1.0									
Anthracene	BRL	0.050									
Benz(a)anthracene	BRL	0.050									
Benzo(a)pyrene	BRL	0.050									
Benzo(b)fluoranthene	BRL	0.10									
Benzo(g,h,i)perylene	BRL	0.10									
Benzo(k)fluoranthene	BRL	0.050									
Chrysene	BRL	0.050									
Dibenz(a,h)anthracene	BRL	0.10									
Fluoranthene	BRL	0.10									
Fluorene	BRL	0.10									
Indeno(1,2,3-cd)pyrene	BRL	0.050									
Naphthalene	BRL	0.50									
Phenanthrene	BRL	0.050									
Pyrene	BRL	0.050									
Surr: 4-Terphenyl-d14	2.530	0	2.000		126	59.9	128				

Sample ID: **LCS-264297** Client ID: Units: **ug/L** Prep Date: **07/20/2018** Run No: **375864**
SampleType: **LCS** TestCode: **SIM Polynuclear Aromatic Hydrocarbons SW8270D** BatchID: **264297** Analysis Date: **07/23/2018** Seq No: **8359568**

Analyte	Result	RPT Limit	SPK value	SPK Ref Val	%REC	Low Limit	High Limit	RPD Ref Val	%RPD	RPD Limit	Qual
Acenaphthene	1.813	0.50	2.000		90.7	64.7	120				
Acenaphthylene	1.804	1.0	2.000		90.2	63.2	120				
Anthracene	1.989	0.050	2.000		99.4	69.3	125				
Benz(a)anthracene	2.027	0.050	2.000		101	71.1	141				
Benzo(a)pyrene	2.176	0.050	2.000		109	67.2	131				

Qualifiers:
> Greater than Result value
BRL Below reporting limit
J Estimated value detected below Reporting Limit
Rpt Lim Reporting Limit
< Less than Result value
E Estimated (value above quantitation range)
N Analyte not NELAC certified
S Spike Recovery outside limits due to matrix
B Analyte detected in the associated method blank
H Holding times for preparation or analysis exceeded
R RPD outside limits due to matrix

Client: Wood Environment & Infrastructure
Project Name: AGL - Augusta
Workorder: 1807I04

ANALYTICAL QC SUMMARY REPORT

BatchID: 264297

Sample ID: **LCS-264297** Client ID: Units: **ug/L** Prep Date: **07/20/2018** Run No: **375864**
SampleType: **LCS** TestCode: **SIM Polynuclear Aromatic Hydrocarbons SW8270D** BatchID: **264297** Analysis Date: **07/23/2018** Seq No: **8359568**

Analyte	Result	RPT Limit	SPK value	SPK Ref Val	%REC	Low Limit	High Limit	RPD Ref Val	%RPD	RPD Limit	Qual
Benzo(b)fluoranthene	2.018	0.10	2.000		101	66.1	134				
Benzo(g,h,i)perylene	2.020	0.10	2.000		101	66.1	128				
Benzo(k)fluoranthene	2.427	0.050	2.000		121	67.7	133				
Chrysene	2.243	0.050	2.000		112	71.3	137				
Dibenz(a,h)anthracene	1.821	0.10	2.000		91.0	59.7	125				
Fluoranthene	2.182	0.10	2.000		109	72.3	129				
Fluorene	1.904	0.10	2.000		95.2	69.2	120				
Indeno(1,2,3-cd)pyrene	1.958	0.050	2.000		97.9	66.4	127				
Naphthalene	1.867	0.50	2.000		93.4	56.8	120				
Phenanthrene	2.066	0.050	2.000		103	70.9	120				
Pyrene	2.259	0.050	2.000		113	68.4	138				
Surr: 4-Terphenyl-d14	2.925	0	2.000		146	59.9	128				S

Sample ID: **1807I04-011DMS** Client ID: **DUP-1-0718** Units: **ug/L** Prep Date: **07/20/2018** Run No: **375864**
SampleType: **MS** TestCode: **SIM Polynuclear Aromatic Hydrocarbons SW8270D** BatchID: **264297** Analysis Date: **07/23/2018** Seq No: **8362209**

Analyte	Result	RPT Limit	SPK value	SPK Ref Val	%REC	Low Limit	High Limit	RPD Ref Val	%RPD	RPD Limit	Qual
Acenaphthylene	2.059	1.0	2.000	1.476	29.1	63.9	120				S
Anthracene	4.387	0.050	2.000	1.960	121	65.3	120				S
Benz(a)anthracene	2.307	0.050	2.000		115	76.7	124				
Benzo(a)pyrene	1.588	0.050	2.000		79.4	58.5	120				
Benzo(b)fluoranthene	1.726	0.10	2.000		86.3	52.6	121				
Benzo(g,h,i)perylene	1.467	0.10	2.000		73.3	44.2	120				
Benzo(k)fluoranthene	1.503	0.050	2.000		75.2	59	120				
Chrysene	1.759	0.050	2.000		88.0	65	122				
Dibenz(a,h)anthracene	1.480	0.10	2.000		74.0	38.2	120				
Fluoranthene	2.388	0.10	2.000	0.3062	104	71.7	118				
Indeno(1,2,3-cd)pyrene	1.572	0.050	2.000		78.6	46.6	120				

Qualifiers:
> Greater than Result value
< Less than Result value
B Analyte detected in the associated method blank
BRL Below reporting limit
E Estimated (value above quantitation range)
H Holding times for preparation or analysis exceeded
J Estimated value detected below Reporting Limit
N Analyte not NELAC certified
R RPD outside limits due to matrix
Rpt Lim Reporting Limit
S Spike Recovery outside limits due to matrix

Client: Wood Environment & Infrastructure
Project Name: AGL - Augusta
Workorder: 1807I04

ANALYTICAL QC SUMMARY REPORT

BatchID: **264297**

Sample ID: **1807I04-011DMS** Client ID: **DUP-1-0718** Units: **ug/L** Prep Date: **07/20/2018** Run No: **375864**
SampleType: **MS** TestCode: **SIM Polynuclear Aromatic Hydrocarbons SW8270D** BatchID: **264297** Analysis Date: **07/23/2018** Seq No: **8362209**

Analyte	Result	RPT Limit	SPK value	SPK Ref Val	%REC	Low Limit	High Limit	RPD Ref Val	%RPD	RPD Limit	Qual
Pyrene	2.375	0.050	2.000	0.3034	104	69	121				
Surr: 4-Terphenyl-d14	2.818	0	2.000		141	59.9	128				S

Sample ID: **1807I04-011DMS** Client ID: **DUP-1-0718** Units: **ug/L** Prep Date: **07/20/2018** Run No: **376026**
SampleType: **MS** TestCode: **SIM Polynuclear Aromatic Hydrocarbons SW8270D** BatchID: **264297** Analysis Date: **07/24/2018** Seq No: **8364337**

Analyte	Result	RPT Limit	SPK value	SPK Ref Val	%REC	Low Limit	High Limit	RPD Ref Val	%RPD	RPD Limit	Qual
Acenaphthene	111.1	50	2.000	94.19	847	61.4	120				S
Fluorene	26.80	10	2.000	22.15	232	65.6	120				S
Phenanthrene	16.85	5.0	2.000	12.91	197	65.6	120				S

Sample ID: **1807I04-011DMS** Client ID: **DUP-1-0718** Units: **ug/L** Prep Date: **07/20/2018** Run No: **376149**
SampleType: **MS** TestCode: **SIM Polynuclear Aromatic Hydrocarbons SW8270D** BatchID: **264297** Analysis Date: **07/25/2018** Seq No: **8366819**

Analyte	Result	RPT Limit	SPK value	SPK Ref Val	%REC	Low Limit	High Limit	RPD Ref Val	%RPD	RPD Limit	Qual
Naphthalene	6797	500	2.000	5480	65900	57.3	120				S

Sample ID: **1807I04-011DMSD** Client ID: **DUP-1-0718** Units: **ug/L** Prep Date: **07/20/2018** Run No: **375864**
SampleType: **MSD** TestCode: **SIM Polynuclear Aromatic Hydrocarbons SW8270D** BatchID: **264297** Analysis Date: **07/23/2018** Seq No: **8362211**

Analyte	Result	RPT Limit	SPK value	SPK Ref Val	%REC	Low Limit	High Limit	RPD Ref Val	%RPD	RPD Limit	Qual
Acenaphthylene	1.971	1.0	2.000	1.476	24.7	63.9	120	2.059	4.36	27.9	S
Anthracene	3.379	0.050	2.000	1.960	71.0	65.3	120	4.387	26.0	26.3	
Benz(a)anthracene	2.070	0.050	2.000		104	76.7	124	2.307	10.8	25	
Benzo(a)pyrene	1.494	0.050	2.000		74.7	58.5	120	1.588	6.13	23.5	
Benzo(b)fluoranthene	1.634	0.10	2.000		81.7	52.6	121	1.726	5.46	24	
Benzo(g,h,i)perylene	1.446	0.10	2.000		72.3	44.2	120	1.467	1.44	32.1	
Benzo(k)fluoranthene	1.401	0.050	2.000		70.1	59	120	1.503	7.03	19.6	

Qualifiers:
> Greater than Result value
< Less than Result value
B Analyte detected in the associated method blank
BRL Below reporting limit
E Estimated (value above quantitation range)
H Holding times for preparation or analysis exceeded
J Estimated value detected below Reporting Limit
N Analyte not NELAC certified
R RPD outside limits due to matrix
Rpt Lim Reporting Limit
S Spike Recovery outside limits due to matrix

Client: Wood Environment & Infrastructure
Project Name: AGL - Augusta
Workorder: 1807I04

ANALYTICAL QC SUMMARY REPORT

BatchID: **264297**

Sample ID: **1807I04-011DMSD** Client ID: **DUP-1-0718** Units: **ug/L** Prep Date: **07/20/2018** Run No: **375864**
SampleType: **MSD** TestCode: **SIM Polynuclear Aromatic Hydrocarbons SW8270D** BatchID: **264297** Analysis Date: **07/23/2018** Seq No: **8362211**

Analyte	Result	RPT Limit	SPK value	SPK Ref Val	%REC	Low Limit	High Limit	RPD Ref Val	%RPD	RPD Limit	Qual
Chrysene	1.592	0.050	2.000		79.6	65	122	1.759	9.98	23	
Dibenz(a,h)anthracene	1.472	0.10	2.000		73.6	38.2	120	1.480	0.570	31.7	
Fluoranthene	2.047	0.10	2.000	0.3062	87.0	71.7	118	2.388	15.4	23	
Indeno(1,2,3-cd)pyrene	1.522	0.050	2.000		76.1	46.6	120	1.572	3.25	32.4	
Pyrene	2.013	0.050	2.000	0.3034	85.5	69	121	2.375	16.5	23.8	
Surr: 4-Terphenyl-d14	3.327	0	2.000		166	59.9	128	2.818	0	0	S

Sample ID: **1807I04-011DMSD** Client ID: **DUP-1-0718** Units: **ug/L** Prep Date: **07/20/2018** Run No: **376026**
SampleType: **MSD** TestCode: **SIM Polynuclear Aromatic Hydrocarbons SW8270D** BatchID: **264297** Analysis Date: **07/24/2018** Seq No: **8364338**

Analyte	Result	RPT Limit	SPK value	SPK Ref Val	%REC	Low Limit	High Limit	RPD Ref Val	%RPD	RPD Limit	Qual
Acenaphthene	90.15	50	2.000	94.19	-202	61.4	120	111.1	20.8	24.4	S
Fluorene	21.82	10	2.000	22.15	-16.6	65.6	120	26.80	20.5	25	S
Phenanthrene	13.82	5.0	2.000	12.91	45.4	65.6	120	16.85	19.8	23.5	S

Sample ID: **1807I04-011DMSD** Client ID: **DUP-1-0718** Units: **ug/L** Prep Date: **07/20/2018** Run No: **376149**
SampleType: **MSD** TestCode: **SIM Polynuclear Aromatic Hydrocarbons SW8270D** BatchID: **264297** Analysis Date: **07/25/2018** Seq No: **8366820**

Analyte	Result	RPT Limit	SPK value	SPK Ref Val	%REC	Low Limit	High Limit	RPD Ref Val	%RPD	RPD Limit	Qual
Naphthalene	5394	500	2.000	5480	-4300	57.3	120	6797	23.0	27.2	S

Qualifiers:

>	Greater than Result value	<	Less than Result value	B	Analyte detected in the associated method blank
BRL	Below reporting limit	E	Estimated (value above quantitation range)	H	Holding times for preparation or analysis exceeded
J	Estimated value detected below Reporting Limit	N	Analyte not NELAC certified	R	RPD outside limits due to matrix
Rpt Lim	Reporting Limit	S	Spike Recovery outside limits due to matrix		

Client: Wood Environment & Infrastructure
Project Name: AGL - Augusta
Workorder: 1807I04

ANALYTICAL QC SUMMARY REPORT

BatchID: 264378

Sample ID: **MB-264378** Client ID: Units: **mg/L** Prep Date: **07/24/2018** Run No: **376082**
SampleType: **MBLK** TestCode: **Total Metals by ICP/MS SW6020B** BatchID: **264378** Analysis Date: **07/24/2018** Seq No: **8365352**

Analyte	Result	RPT Limit	SPK value	SPK Ref Val	%REC	Low Limit	High Limit	RPD Ref Val	%RPD	RPD Limit	Qual
Antimony	BRL	0.00500									
Arsenic	BRL	0.00500									
Barium	BRL	0.0100									
Beryllium	BRL	0.00100									
Cadmium	BRL	0.000700									
Chromium	BRL	0.00500									
Copper	BRL	0.00200									
Lead	BRL	0.00100									
Nickel	BRL	0.00500									
Selenium	BRL	0.00500									
Thallium	BRL	0.00100									
Vanadium	BRL	0.00500									
Zinc	BRL	0.0100									

Sample ID: **LCS-264378** Client ID: Units: **mg/L** Prep Date: **07/24/2018** Run No: **376082**
SampleType: **LCS** TestCode: **Total Metals by ICP/MS SW6020B** BatchID: **264378** Analysis Date: **07/24/2018** Seq No: **8365355**

Analyte	Result	RPT Limit	SPK value	SPK Ref Val	%REC	Low Limit	High Limit	RPD Ref Val	%RPD	RPD Limit	Qual
Antimony	0.1002	0.00500	0.1000		100	80	120				
Arsenic	0.1079	0.00500	0.1000		108	80	120				
Barium	0.09569	0.0100	0.1000		95.7	80	120				
Beryllium	0.09891	0.00100	0.1000		98.9	80	120				
Cadmium	0.1062	0.000700	0.1000		106	80	120				
Chromium	0.1044	0.00500	0.1000		104	80	120				
Copper	0.1036	0.00200	0.1000		104	80	120				
Lead	0.09758	0.00100	0.1000		97.6	80	120				
Nickel	0.1014	0.00500	0.1000		101	80	120				
Selenium	0.1133	0.00500	0.1000		113	80	120				

Qualifiers:
> Greater than Result value
< Less than Result value
B Analyte detected in the associated method blank
BRL Below reporting limit
E Estimated (value above quantitation range)
H Holding times for preparation or analysis exceeded
J Estimated value detected below Reporting Limit
N Analyte not NELAC certified
R RPD outside limits due to matrix
Rpt Lim Reporting Limit
S Spike Recovery outside limits due to matrix

Client: Wood Environment & Infrastructure
Project Name: AGL - Augusta
Workorder: 1807I04

ANALYTICAL QC SUMMARY REPORT

BatchID: 264378

Sample ID: **LCS-264378** Client ID: Units: **mg/L** Prep Date: **07/24/2018** Run No: **376082**
SampleType: **LCS** TestCode: **Total Metals by ICP/MS SW6020B** BatchID: **264378** Analysis Date: **07/24/2018** Seq No: **8365355**

Analyte	Result	RPT Limit	SPK value	SPK Ref Val	%REC	Low Limit	High Limit	RPD Ref Val	%RPD	RPD Limit	Qual
Thallium	0.09897	0.00100	0.1000		99.0	80	120				
Vanadium	0.09977	0.00500	0.1000		99.8	80	120				

Sample ID: **LCS-264378** Client ID: Units: **mg/L** Prep Date: **07/24/2018** Run No: **376082**
SampleType: **LCS** TestCode: **Total Metals by ICP/MS SW6020B** BatchID: **264378** Analysis Date: **07/26/2018** Seq No: **8368839**

Analyte	Result	RPT Limit	SPK value	SPK Ref Val	%REC	Low Limit	High Limit	RPD Ref Val	%RPD	RPD Limit	Qual
Zinc	0.1039	0.0100	0.1000	0.002850	101	80	120				

Sample ID: **1807H57-002CMS** Client ID: Units: **mg/L** Prep Date: **07/24/2018** Run No: **376082**
SampleType: **MS** TestCode: **Total Metals by ICP/MS SW6020B** BatchID: **264378** Analysis Date: **07/24/2018** Seq No: **8365359**

Analyte	Result	RPT Limit	SPK value	SPK Ref Val	%REC	Low Limit	High Limit	RPD Ref Val	%RPD	RPD Limit	Qual
Antimony	0.1024	0.00500	0.1000		102	75	125				
Arsenic	0.1071	0.00500	0.1000		107	75	125				
Barium	0.2040	0.0100	0.1000	0.1063	97.7	75	125				
Beryllium	0.1019	0.00100	0.1000		102	75	125				
Cadmium	0.1082	0.000700	0.1000		108	75	125				
Chromium	0.09591	0.00500	0.1000		95.9	75	125				
Copper	0.1042	0.00200	0.1000		104	75	125				
Lead	0.09793	0.00100	0.1000		97.9	75	125				
Nickel	0.1015	0.00500	0.1000	0.001112	100	75	125				
Selenium	0.1152	0.00500	0.1000		115	75	125				
Thallium	0.09988	0.00100	0.1000		99.9	75	125				
Vanadium	0.1031	0.00500	0.1000		103	75	125				
Zinc	0.1272	0.0100	0.1000	0.01114	116	75	125				

Qualifiers:

>	Greater than Result value	<	Less than Result value	B	Analyte detected in the associated method blank
BRL	Below reporting limit	E	Estimated (value above quantitation range)	H	Holding times for preparation or analysis exceeded
J	Estimated value detected below Reporting Limit	N	Analyte not NELAC certified	R	RPD outside limits due to matrix
Rpt Lim	Reporting Limit	S	Spike Recovery outside limits due to matrix		

Client: Wood Environment & Infrastructure
Project Name: AGL - Augusta
Workorder: 1807I04

ANALYTICAL QC SUMMARY REPORT

BatchID: 264378

Sample ID: **1807H57-002CMSD** Client ID: Units: **mg/L** Prep Date: **07/24/2018** Run No: **376082**
SampleType: **MSD** TestCode: **Total Metals by ICP/MS SW6020B** BatchID: **264378** Analysis Date: **07/24/2018** Seq No: **8365361**

Analyte	Result	RPT Limit	SPK value	SPK Ref Val	%REC	Low Limit	High Limit	RPD Ref Val	%RPD	RPD Limit	Qual
Antimony	0.1010	0.00500	0.1000		101	75	125	0.1024	1.34	20	
Arsenic	0.1070	0.00500	0.1000		107	75	125	0.1071	0.118	20	
Barium	0.2009	0.0100	0.1000	0.1063	94.6	75	125	0.2040	1.55	20	
Beryllium	0.09863	0.00100	0.1000		98.6	75	125	0.1019	3.24	20	
Cadmium	0.1062	0.000700	0.1000		106	75	125	0.1082	1.82	20	
Chromium	0.09481	0.00500	0.1000		94.8	75	125	0.09591	1.15	20	
Copper	0.1035	0.00200	0.1000		104	75	125	0.1042	0.599	20	
Lead	0.09736	0.00100	0.1000		97.4	75	125	0.09793	0.578	20	
Nickel	0.09947	0.00500	0.1000	0.001112	98.4	75	125	0.1015	1.99	20	
Selenium	0.1085	0.00500	0.1000		109	75	125	0.1152	6.01	20	
Thallium	0.09909	0.00100	0.1000		99.1	75	125	0.09988	0.786	20	
Vanadium	0.1020	0.00500	0.1000		102	75	125	0.1031	1.13	20	
Zinc	0.1209	0.0100	0.1000	0.01114	110	75	125	0.1272	5.07	20	

Qualifiers:

>	Greater than Result value	<	Less than Result value	B	Analyte detected in the associated method blank
BRL	Below reporting limit	E	Estimated (value above quantitation range)	H	Holding times for preparation or analysis exceeded
J	Estimated value detected below Reporting Limit	N	Analyte not NELAC certified	R	RPD outside limits due to matrix
Rpt Lim	Reporting Limit	S	Spike Recovery outside limits due to matrix		

Client: Wood Environment & Infrastructure
Project Name: AGL - Augusta
Workorder: 1807I04

ANALYTICAL QC SUMMARY REPORT

BatchID: 264379

Sample ID: **MB-264379** Client ID: Units: **mg/L** Prep Date: **07/24/2018** Run No: **376164**
SampleType: **MBLK** TestCode: **Total Metals by ICP/MS SW6020B** BatchID: **264379** Analysis Date: **07/24/2018** Seq No: **8367149**

Analyte	Result	RPT Limit	SPK value	SPK Ref Val	%REC	Low Limit	High Limit	RPD Ref Val	%RPD	RPD Limit	Qual
Arsenic	BRL	0.00500									
Barium	BRL	0.0100									
Beryllium	BRL	0.00100									
Cadmium	BRL	0.000700									
Chromium	BRL	0.00500									
Copper	BRL	0.00200									
Lead	BRL	0.00100									
Nickel	BRL	0.00500									
Selenium	BRL	0.00500									
Thallium	BRL	0.00100									
Vanadium	BRL	0.00500									

Sample ID: **MB-264379** Client ID: Units: **mg/L** Prep Date: **07/24/2018** Run No: **376193**
SampleType: **MBLK** TestCode: **Total Metals by ICP/MS SW6020B** BatchID: **264379** Analysis Date: **07/26/2018** Seq No: **8368875**

Analyte	Result	RPT Limit	SPK value	SPK Ref Val	%REC	Low Limit	High Limit	RPD Ref Val	%RPD	RPD Limit	Qual
Antimony	BRL	0.00500									
Zinc	BRL	0.0100									

Sample ID: **LCS-264379** Client ID: Units: **mg/L** Prep Date: **07/24/2018** Run No: **376164**
SampleType: **LCS** TestCode: **Total Metals by ICP/MS SW6020B** BatchID: **264379** Analysis Date: **07/24/2018** Seq No: **8367150**

Analyte	Result	RPT Limit	SPK value	SPK Ref Val	%REC	Low Limit	High Limit	RPD Ref Val	%RPD	RPD Limit	Qual
Arsenic	0.1105	0.00500	0.1000		110	80	120				
Barium	0.1075	0.0100	0.1000		108	80	120				
Beryllium	0.1164	0.00100	0.1000		116	80	120				
Cadmium	0.1148	0.000700	0.1000		115	80	120				
Chromium	0.1092	0.00500	0.1000		109	80	120				

Qualifiers:
> Greater than Result value
< Less than Result value
B Analyte detected in the associated method blank
BRL Below reporting limit
E Estimated (value above quantitation range)
H Holding times for preparation or analysis exceeded
J Estimated value detected below Reporting Limit
N Analyte not NELAC certified
R RPD outside limits due to matrix
Rpt Lim Reporting Limit
S Spike Recovery outside limits due to matrix

Client: Wood Environment & Infrastructure
Project Name: AGL - Augusta
Workorder: 1807I04

ANALYTICAL QC SUMMARY REPORT

BatchID: 264379

Sample ID: **LCS-264379** Client ID: Units: **mg/L** Prep Date: **07/24/2018** Run No: **376164**
SampleType: **LCS** TestCode: **Total Metals by ICP/MS SW6020B** BatchID: **264379** Analysis Date: **07/24/2018** Seq No: **8367150**

Analyte	Result	RPT Limit	SPK value	SPK Ref Val	%REC	Low Limit	High Limit	RPD Ref Val	%RPD	RPD Limit	Qual
Copper	0.1131	0.00200	0.1000		113	80	120				
Lead	0.1057	0.00100	0.1000		106	80	120				
Nickel	0.1090	0.00500	0.1000		109	80	120				
Selenium	0.1075	0.00500	0.1000		108	80	120				
Thallium	0.1027	0.00100	0.1000		103	80	120				
Vanadium	0.1097	0.00500	0.1000		110	80	120				

Sample ID: **LCS-264379** Client ID: Units: **mg/L** Prep Date: **07/24/2018** Run No: **376193**
SampleType: **LCS** TestCode: **Total Metals by ICP/MS SW6020B** BatchID: **264379** Analysis Date: **07/26/2018** Seq No: **8368876**

Analyte	Result	RPT Limit	SPK value	SPK Ref Val	%REC	Low Limit	High Limit	RPD Ref Val	%RPD	RPD Limit	Qual
Antimony	0.1027	0.00500	0.1000		103	80	120				
Zinc	0.09887	0.0100	0.1000	0.005868	93.0	80	120				

Sample ID: **1807I04-010BMS** Client ID: **MW-507BR-0718** Units: **mg/L** Prep Date: **07/24/2018** Run No: **376164**
SampleType: **MS** TestCode: **Total Metals by ICP/MS SW6020B** BatchID: **264379** Analysis Date: **07/24/2018** Seq No: **8367152**

Analyte	Result	RPT Limit	SPK value	SPK Ref Val	%REC	Low Limit	High Limit	RPD Ref Val	%RPD	RPD Limit	Qual
Antimony	0.1218	0.00500	0.1000	0.01595	106	75	125				
Arsenic	0.1097	0.00500	0.1000	0.002294	107	75	125				
Barium	0.1814	0.0100	0.1000	0.07389	108	75	125				
Beryllium	0.1027	0.00100	0.1000		103	75	125				
Cadmium	0.09933	0.000700	0.1000	0.0004039	98.9	75	125				
Chromium	0.1054	0.00500	0.1000		105	75	125				
Copper	0.1137	0.00200	0.1000		114	75	125				
Lead	0.1037	0.00100	0.1000		104	75	125				
Nickel	0.1045	0.00500	0.1000	0.0003586	104	75	125				
Selenium	0.1040	0.00500	0.1000	0.001869	102	75	125				

Qualifiers:
> Greater than Result value
< Less than Result value
B Analyte detected in the associated method blank
BRL Below reporting limit
E Estimated (value above quantitation range)
H Holding times for preparation or analysis exceeded
J Estimated value detected below Reporting Limit
N Analyte not NELAC certified
R RPD outside limits due to matrix
Rpt Lim Reporting Limit
S Spike Recovery outside limits due to matrix

Client: Wood Environment & Infrastructure
Project Name: AGL - Augusta
Workorder: 1807I04

ANALYTICAL QC SUMMARY REPORT

BatchID: **264379**

Sample ID: **1807I04-010BMS** Client ID: **MW-507BR-0718** Units: **mg/L** Prep Date: **07/24/2018** Run No: **376164**
SampleType: **MS** TestCode: **Total Metals by ICP/MS SW6020B** BatchID: **264379** Analysis Date: **07/24/2018** Seq No: **8367152**

Analyte	Result	RPT Limit	SPK value	SPK Ref Val	%REC	Low Limit	High Limit	RPD Ref Val	%RPD	RPD Limit	Qual
Thallium	0.09873	0.00100	0.1000		98.7	75	125				
Vanadium	0.1115	0.00500	0.1000	0.003362	108	75	125				
Zinc	0.1148	0.0100	0.1000	0.01202	103	75	125				

Sample ID: **1807I04-010BMSD** Client ID: **MW-507BR-0718** Units: **mg/L** Prep Date: **07/24/2018** Run No: **376164**
SampleType: **MSD** TestCode: **Total Metals by ICP/MS SW6020B** BatchID: **264379** Analysis Date: **07/24/2018** Seq No: **8367153**

Analyte	Result	RPT Limit	SPK value	SPK Ref Val	%REC	Low Limit	High Limit	RPD Ref Val	%RPD	RPD Limit	Qual
Antimony	0.1180	0.00500	0.1000	0.01595	102	75	125	0.1218	3.21	20	
Arsenic	0.1088	0.00500	0.1000	0.002294	106	75	125	0.1097	0.835	20	
Barium	0.1791	0.0100	0.1000	0.07389	105	75	125	0.1814	1.29	20	
Beryllium	0.09925	0.00100	0.1000		99.3	75	125	0.1027	3.46	20	
Cadmium	0.09418	0.000700	0.1000	0.0004039	93.8	75	125	0.09933	5.32	20	
Chromium	0.1046	0.00500	0.1000		105	75	125	0.1054	0.782	20	
Copper	0.1137	0.00200	0.1000		114	75	125	0.1137	0.023	20	
Lead	0.1038	0.00100	0.1000		104	75	125	0.1037	0.102	20	
Nickel	0.1042	0.00500	0.1000	0.0003586	104	75	125	0.1045	0.281	20	
Selenium	0.1020	0.00500	0.1000	0.001869	100	75	125	0.1040	2.03	20	
Thallium	0.09691	0.00100	0.1000		96.9	75	125	0.09873	1.85	20	
Vanadium	0.1106	0.00500	0.1000	0.003362	107	75	125	0.1115	0.869	20	
Zinc	0.1204	0.0100	0.1000	0.01202	108	75	125	0.1148	4.69	20	

Qualifiers:

>	Greater than Result value	<	Less than Result value	B	Analyte detected in the associated method blank
BRL	Below reporting limit	E	Estimated (value above quantitation range)	H	Holding times for preparation or analysis exceeded
J	Estimated value detected below Reporting Limit	N	Analyte not NELAC certified	R	RPD outside limits due to matrix
Rpt Lim	Reporting Limit	S	Spike Recovery outside limits due to matrix		

Client: Wood Environment & Infrastructure
Project Name: AGL - Augusta
Workorder: 1807I04

ANALYTICAL QC SUMMARY REPORT

BatchID: 264408

Sample ID: **MB-264408** Client ID: Units: **ug/L** Prep Date: **07/24/2018** Run No: **376105**
SampleType: **MBLK** TestCode: **SIM Polynuclear Aromatic Hydrocarbons SW8270D** BatchID: **264408** Analysis Date: **07/24/2018** Seq No: **8366856**

Analyte	Result	RPT Limit	SPK value	SPK Ref Val	%REC	Low Limit	High Limit	RPD Ref Val	%RPD	RPD Limit	Qual
Acenaphthene	BRL	0.50									
Acenaphthylene	BRL	1.0									
Anthracene	BRL	0.050									
Benz(a)anthracene	BRL	0.050									
Benzo(a)pyrene	BRL	0.050									
Benzo(b)fluoranthene	BRL	0.10									
Benzo(g,h,i)perylene	BRL	0.10									
Benzo(k)fluoranthene	BRL	0.050									
Chrysene	BRL	0.050									
Dibenz(a,h)anthracene	BRL	0.10									
Fluoranthene	BRL	0.10									
Fluorene	BRL	0.10									
Indeno(1,2,3-cd)pyrene	BRL	0.050									
Naphthalene	BRL	0.50									
Phenanthrene	BRL	0.050									
Pyrene	BRL	0.050									
Surr: 4-Terphenyl-d14	1.868	0	2.000		93.4	59.9	128				

Sample ID: **LCS-264408** Client ID: Units: **ug/L** Prep Date: **07/24/2018** Run No: **376105**
SampleType: **LCS** TestCode: **SIM Polynuclear Aromatic Hydrocarbons SW8270D** BatchID: **264408** Analysis Date: **07/24/2018** Seq No: **8366857**

Analyte	Result	RPT Limit	SPK value	SPK Ref Val	%REC	Low Limit	High Limit	RPD Ref Val	%RPD	RPD Limit	Qual
Acenaphthene	1.796	0.50	2.000		89.8	64.7	120				
Acenaphthylene	1.752	1.0	2.000		87.6	63.2	120				
Anthracene	2.078	0.050	2.000		104	69.3	125				
Benz(a)anthracene	1.828	0.050	2.000		91.4	71.1	141				
Benzo(a)pyrene	2.130	0.050	2.000		107	67.2	131				
Benzo(b)fluoranthene	1.748	0.10	2.000		87.4	66.1	134				

Qualifiers:
> Greater than Result value
BRL Below reporting limit
J Estimated value detected below Reporting Limit
Rpt Lim Reporting Limit
< Less than Result value
E Estimated (value above quantitation range)
N Analyte not NELAC certified
S Spike Recovery outside limits due to matrix
B Analyte detected in the associated method blank
H Holding times for preparation or analysis exceeded
R RPD outside limits due to matrix

Client: Wood Environment & Infrastructure
Project Name: AGL - Augusta
Workorder: 1807I04

ANALYTICAL QC SUMMARY REPORT

BatchID: 264408

Sample ID: **LCS-264408** Client ID: Units: **ug/L** Prep Date: **07/24/2018** Run No: **376105**
SampleType: **LCS** TestCode: **SIM Polynuclear Aromatic Hydrocarbons SW8270D** BatchID: **264408** Analysis Date: **07/24/2018** Seq No: **8366857**

Analyte	Result	RPT Limit	SPK value	SPK Ref Val	%REC	Low Limit	High Limit	RPD Ref Val	%RPD	RPD Limit	Qual
Benzo(g,h,i)perylene	2.086	0.10	2.000		104	66.1	128				
Benzo(k)fluoranthene	2.521	0.050	2.000		126	67.7	133				
Chrysene	2.394	0.050	2.000		120	71.3	137				
Dibenz(a,h)anthracene	1.739	0.10	2.000		87.0	59.7	125				
Fluoranthene	2.272	0.10	2.000		114	72.3	129				
Fluorene	1.911	0.10	2.000		95.5	69.2	120				
Indeno(1,2,3-cd)pyrene	1.786	0.050	2.000		89.3	66.4	127				
Naphthalene	1.793	0.50	2.000		89.7	56.8	120				
Phenanthrene	2.116	0.050	2.000		106	70.9	120				
Pyrene	2.362	0.050	2.000		118	68.4	138				
Surr: 4-Terphenyl-d14	4.368	0	4.000		109	59.9	128				

Sample ID: **1807J12-012DMS** Client ID: Units: **ug/L** Prep Date: **07/24/2018** Run No: **376105**
SampleType: **MS** TestCode: **SIM Polynuclear Aromatic Hydrocarbons SW8270D** BatchID: **264408** Analysis Date: **07/24/2018** Seq No: **8366969**

Analyte	Result	RPT Limit	SPK value	SPK Ref Val	%REC	Low Limit	High Limit	RPD Ref Val	%RPD	RPD Limit	Qual
Acenaphthene	1.821	0.50	2.000	0.2258	79.7	61.4	120				
Acenaphthylene	1.638	1.0	2.000		81.9	63.9	120				
Anthracene	1.771	0.050	2.000		88.6	65.3	120				
Benz(a)anthracene	1.845	0.050	2.000		92.2	76.7	124				
Benzo(a)pyrene	1.699	0.050	2.000		85.0	58.5	120				
Benzo(b)fluoranthene	1.356	0.10	2.000		67.8	52.6	121				
Benzo(g,h,i)perylene	1.347	0.10	2.000		67.4	44.2	120				
Benzo(k)fluoranthene	1.911	0.050	2.000		95.6	59	120				
Chrysene	1.950	0.050	2.000		97.5	65	122				
Dibenz(a,h)anthracene	1.181	0.10	2.000		59.0	38.2	120				
Fluoranthene	1.977	0.10	2.000		98.9	71.7	118				
Fluorene	1.780	0.10	2.000		89.0	65.6	120				

Qualifiers:
> Greater than Result value
< Less than Result value
B Analyte detected in the associated method blank
BRL Below reporting limit
E Estimated (value above quantitation range)
H Holding times for preparation or analysis exceeded
J Estimated value detected below Reporting Limit
N Analyte not NELAC certified
R RPD outside limits due to matrix
Rpt Lim Reporting Limit
S Spike Recovery outside limits due to matrix

Client: Wood Environment & Infrastructure
Project Name: AGL - Augusta
Workorder: 1807I04

ANALYTICAL QC SUMMARY REPORT

BatchID: **264408**

Sample ID: **1807J12-012DMS** Client ID: Units: **ug/L** Prep Date: **07/24/2018** Run No: **376105**
SampleType: **MS** TestCode: **SIM Polynuclear Aromatic Hydrocarbons SW8270D** BatchID: **264408** Analysis Date: **07/24/2018** Seq No: **8366969**

Analyte	Result	RPT Limit	SPK value	SPK Ref Val	%REC	Low Limit	High Limit	RPD Ref Val	%RPD	RPD Limit	Qual
Indeno(1,2,3-cd)pyrene	1.283	0.050	2.000		64.1	46.6	120				
Naphthalene	1.748	0.50	2.000	0.07729	83.5	57.3	120				
Phenanthrene	1.803	0.050	2.000		90.2	65.6	120				
Pyrene	2.074	0.050	2.000		104	69	121				
Surr: 4-Terphenyl-d14	2.460	0	2.000		123	59.9	128				

Sample ID: **1807J12-012DMSD** Client ID: Units: **ug/L** Prep Date: **07/24/2018** Run No: **376105**
SampleType: **MSD** TestCode: **SIM Polynuclear Aromatic Hydrocarbons SW8270D** BatchID: **264408** Analysis Date: **07/25/2018** Seq No: **8366970**

Analyte	Result	RPT Limit	SPK value	SPK Ref Val	%REC	Low Limit	High Limit	RPD Ref Val	%RPD	RPD Limit	Qual
Acenaphthene	2.001	0.50	2.000	0.2258	88.8	61.4	120	1.821	9.44	24.4	
Acenaphthylene	1.799	1.0	2.000		89.9	63.9	120	1.638	9.38	27.9	
Anthracene	1.865	0.050	2.000		93.2	65.3	120	1.771	5.16	26.3	
Benz(a)anthracene	1.899	0.050	2.000		94.9	76.7	124	1.845	2.87	25	
Benzo(a)pyrene	1.625	0.050	2.000		81.2	58.5	120	1.699	4.47	23.5	
Benzo(b)fluoranthene	1.224	0.10	2.000		61.2	52.6	121	1.356	10.2	24	
Benzo(g,h,i)perylene	1.177	0.10	2.000		58.9	44.2	120	1.347	13.5	32.1	
Benzo(k)fluoranthene	1.849	0.050	2.000		92.5	59	120	1.911	3.28	19.6	
Chrysene	2.025	0.050	2.000		101	65	122	1.950	3.78	23	
Dibenz(a,h)anthracene	0.9878	0.10	2.000		49.4	38.2	120	1.181	17.8	31.7	
Fluoranthene	2.072	0.10	2.000		104	71.7	118	1.977	4.67	23	
Fluorene	1.889	0.10	2.000		94.5	65.6	120	1.780	5.96	25	
Indeno(1,2,3-cd)pyrene	1.192	0.050	2.000		59.6	46.6	120	1.283	7.32	32.4	
Naphthalene	1.886	0.50	2.000	0.07729	90.5	57.3	120	1.748	7.60	27.2	
Phenanthrene	1.908	0.050	2.000		95.4	65.6	120	1.803	5.64	23.5	
Pyrene	2.126	0.050	2.000		106	69	121	2.074	2.49	23.8	
Surr: 4-Terphenyl-d14	2.481	0	2.000		124	59.9	128	2.460	0	0	

Qualifiers:

>	Greater than Result value	<	Less than Result value	B	Analyte detected in the associated method blank
BRL	Below reporting limit	E	Estimated (value above quantitation range)	H	Holding times for preparation or analysis exceeded
J	Estimated value detected below Reporting Limit	N	Analyte not NELAC certified	R	RPD outside limits due to matrix
Rpt Lim	Reporting Limit	S	Spike Recovery outside limits due to matrix		

Client: Wood Environment & Infrastructure
Project Name: AGL - Augusta
Workorder: 1807I04

ANALYTICAL QC SUMMARY REPORT

BatchID: 264420

Sample ID: **MB-264420** Client ID: Units: **ug/L** Prep Date: **07/23/2018** Run No: **375983**
SampleType: **MBLK** TestCode: **Volatile Organic Compounds by GC/MS SW8260B** BatchID: **264420** Analysis Date: **07/23/2018** Seq No: **8362454**

Analyte	Result	RPT Limit	SPK value	SPK Ref Val	%REC	Low Limit	High Limit	RPD Ref Val	%RPD	RPD Limit	Qual
Acetone	BRL	50									
Benzene	BRL	5.0									
Carbon disulfide	BRL	5.0									
Ethylbenzene	BRL	5.0									
Methylene chloride	BRL	5.0									
Toluene	BRL	5.0									
Trichloroethene	BRL	5.0									
Xylenes, Total	BRL	5.0									
Surr: 4-Bromofluorobenzene	41.95	0	50.00		83.9	68	127				
Surr: Dibromofluoromethane	48.26	0	50.00		96.5	84.4	122				
Surr: Toluene-d8	44.73	0	50.00		89.5	80.1	116				

Sample ID: **LCS-264420** Client ID: Units: **ug/L** Prep Date: **07/23/2018** Run No: **375983**
SampleType: **LCS** TestCode: **Volatile Organic Compounds by GC/MS SW8260B** BatchID: **264420** Analysis Date: **07/23/2018** Seq No: **8362453**

Analyte	Result	RPT Limit	SPK value	SPK Ref Val	%REC	Low Limit	High Limit	RPD Ref Val	%RPD	RPD Limit	Qual
Benzene	19.29	5.0	20.00		96.4	73.7	126				
Toluene	19.80	5.0	20.00		99.0	76.8	125				
Trichloroethene	20.99	5.0	20.00		105	70.9	124				
Surr: 4-Bromofluorobenzene	42.05	0	50.00		84.1	68	127				
Surr: Dibromofluoromethane	48.16	0	50.00		96.3	84.4	122				
Surr: Toluene-d8	45.29	0	50.00		90.6	80.1	116				

Sample ID: **1807I04-024AMS** Client ID: **MW-304-0718** Units: **ug/L** Prep Date: **07/23/2018** Run No: **375999**
SampleType: **MS** TestCode: **Volatile Organic Compounds by GC/MS SW8260B** BatchID: **264420** Analysis Date: **07/24/2018** Seq No: **8363090**

Analyte	Result	RPT Limit	SPK value	SPK Ref Val	%REC	Low Limit	High Limit	RPD Ref Val	%RPD	RPD Limit	Qual
Benzene	454.8	50	200.0	276.5	89.2	66.1	137				

Qualifiers:

>	Greater than Result value	<	Less than Result value	B	Analyte detected in the associated method blank
BRL	Below reporting limit	E	Estimated (value above quantitation range)	H	Holding times for preparation or analysis exceeded
J	Estimated value detected below Reporting Limit	N	Analyte not NELAC certified	R	RPD outside limits due to matrix
Rpt Lim	Reporting Limit	S	Spike Recovery outside limits due to matrix		

Client: Wood Environment & Infrastructure
Project Name: AGL - Augusta
Workorder: 1807I04

ANALYTICAL QC SUMMARY REPORT

BatchID: **264420**

Sample ID: **1807I04-024AMS** Client ID: **MW-304-0718** Units: **ug/L** Prep Date: **07/23/2018** Run No: **375999**
SampleType: **MS** TestCode: **Volatile Organic Compounds by GC/MS SW8260B** BatchID: **264420** Analysis Date: **07/24/2018** Seq No: **8363090**

Analyte	Result	RPT Limit	SPK value	SPK Ref Val	%REC	Low Limit	High Limit	RPD Ref Val	%RPD	RPD Limit	Qual
Toluene	184.9	50	200.0		92.4	63.8	141				
Trichloroethene	189.5	50	200.0		94.8	70.6	128				
Surr: 4-Bromofluorobenzene	399.3	0	500.0		79.9	68	127				
Surr: Dibromofluoromethane	500.1	0	500.0		100	84.4	122				
Surr: Toluene-d8	451.4	0	500.0		90.3	80.1	116				

Sample ID: **1807I04-024AMSD** Client ID: **MW-304-0718** Units: **ug/L** Prep Date: **07/23/2018** Run No: **375999**
SampleType: **MSD** TestCode: **Volatile Organic Compounds by GC/MS SW8260B** BatchID: **264420** Analysis Date: **07/24/2018** Seq No: **8363091**

Analyte	Result	RPT Limit	SPK value	SPK Ref Val	%REC	Low Limit	High Limit	RPD Ref Val	%RPD	RPD Limit	Qual
Benzene	486.8	50	200.0	276.5	105	66.1	137	454.8	6.80	20	
Toluene	208.3	50	200.0		104	63.8	141	184.9	11.9	20	
Trichloroethene	224.6	50	200.0		112	70.6	128	189.5	17.0	20	
Surr: 4-Bromofluorobenzene	393.2	0	500.0		78.6	68	127	399.3	0	0	
Surr: Dibromofluoromethane	487.1	0	500.0		97.4	84.4	122	500.1	0	0	
Surr: Toluene-d8	448.5	0	500.0		89.7	80.1	116	451.4	0	0	

Qualifiers:

>	Greater than Result value	<	Less than Result value	B	Analyte detected in the associated method blank
BRL	Below reporting limit	E	Estimated (value above quantitation range)	H	Holding times for preparation or analysis exceeded
J	Estimated value detected below Reporting Limit	N	Analyte not NELAC certified	R	RPD outside limits due to matrix
Rpt Lim	Reporting Limit	S	Spike Recovery outside limits due to matrix		

Client: Wood Environment & Infrastructure
Project Name: AGL - Augusta
Workorder: 1807I04

ANALYTICAL QC SUMMARY REPORT

BatchID: **264433**

Sample ID: **MB-264433** Client ID: Units: **mg/L** Prep Date: **07/24/2018** Run No: **376221**
SampleType: **MBLK** TestCode: **Cyanide SW9014** BatchID: **264433** Analysis Date: **07/24/2018** Seq No: **8369005**

Analyte	Result	RPT Limit	SPK value	SPK Ref Val	%REC	Low Limit	High Limit	RPD Ref Val	%RPD	RPD Limit	Qual
Cyanide, Total	BRL	0.010									

Sample ID: **LCS-264433** Client ID: Units: **mg/L** Prep Date: **07/24/2018** Run No: **376221**
SampleType: **LCS** TestCode: **Cyanide SW9014** BatchID: **264433** Analysis Date: **07/24/2018** Seq No: **8369006**

Analyte	Result	RPT Limit	SPK value	SPK Ref Val	%REC	Low Limit	High Limit	RPD Ref Val	%RPD	RPD Limit	Qual
Cyanide, Total	0.2520	0.010	0.2500		101	85	115				

Sample ID: **1807E95-001CMS** Client ID: Units: **mg/L** Prep Date: **07/24/2018** Run No: **376221**
SampleType: **MS** TestCode: **Cyanide SW9014** BatchID: **264433** Analysis Date: **07/24/2018** Seq No: **8369008**

Analyte	Result	RPT Limit	SPK value	SPK Ref Val	%REC	Low Limit	High Limit	RPD Ref Val	%RPD	RPD Limit	Qual
Cyanide, Total	0.2540	0.010	0.2500		102	70	130				

Sample ID: **1807E95-001CMSD** Client ID: Units: **mg/L** Prep Date: **07/24/2018** Run No: **376221**
SampleType: **MSD** TestCode: **Cyanide SW9014** BatchID: **264433** Analysis Date: **07/24/2018** Seq No: **8369009**

Analyte	Result	RPT Limit	SPK value	SPK Ref Val	%REC	Low Limit	High Limit	RPD Ref Val	%RPD	RPD Limit	Qual
Cyanide, Total	0.2530	0.010	0.2500		101	70	130	0.2540	0.394	20	

Qualifiers:

>	Greater than Result value	<	Less than Result value	B	Analyte detected in the associated method blank
BRL	Below reporting limit	E	Estimated (value above quantitation range)	H	Holding times for preparation or analysis exceeded
J	Estimated value detected below Reporting Limit	N	Analyte not NELAC certified	R	RPD outside limits due to matrix
Rpt Lim	Reporting Limit	S	Spike Recovery outside limits due to matrix		

Client: Wood Environment & Infrastructure
Project Name: AGL - Augusta
Workorder: 1807I04

ANALYTICAL QC SUMMARY REPORT

BatchID: **264435**

Sample ID: **MB-264435** Client ID: Units: **ug/L** Prep Date: **07/24/2018** Run No: **375999**
SampleType: **MBLK** TestCode: **Volatile Organic Compounds by GC/MS SW8260B** BatchID: **264435** Analysis Date: **07/24/2018** Seq No: **8362861**

Analyte	Result	RPT Limit	SPK value	SPK Ref Val	%REC	Low Limit	High Limit	RPD Ref Val	%RPD	RPD Limit	Qual
Acetone	BRL	50									
Benzene	BRL	5.0									
Carbon disulfide	BRL	5.0									
Ethylbenzene	BRL	5.0									
Methylene chloride	BRL	5.0									
Toluene	BRL	5.0									
Trichloroethene	BRL	5.0									
Xylenes, Total	BRL	5.0									
Surr: 4-Bromofluorobenzene	39.81	0	50.00		79.6	68	127				
Surr: Dibromofluoromethane	50.64	0	50.00		101	84.4	122				
Surr: Toluene-d8	45.35	0	50.00		90.7	80.1	116				

Sample ID: **LCS-264435** Client ID: Units: **ug/L** Prep Date: **07/24/2018** Run No: **375999**
SampleType: **LCS** TestCode: **Volatile Organic Compounds by GC/MS SW8260B** BatchID: **264435** Analysis Date: **07/24/2018** Seq No: **8363356**

Analyte	Result	RPT Limit	SPK value	SPK Ref Val	%REC	Low Limit	High Limit	RPD Ref Val	%RPD	RPD Limit	Qual
Benzene	18.90	5.0	20.00		94.5	73.7	126				
Toluene	20.51	5.0	20.00		103	76.8	125				
Trichloroethene	20.90	5.0	20.00		104	70.9	124				
Surr: 4-Bromofluorobenzene	39.41	0	50.00		78.8	68	127				
Surr: Dibromofluoromethane	48.60	0	50.00		97.2	84.4	122				
Surr: Toluene-d8	45.25	0	50.00		90.5	80.1	116				

Sample ID: **1807I04-002AMS** Client ID: **MW-12-0718** Units: **ug/L** Prep Date: **07/24/2018** Run No: **375999**
SampleType: **MS** TestCode: **Volatile Organic Compounds by GC/MS SW8260B** BatchID: **264435** Analysis Date: **07/24/2018** Seq No: **8363677**

Analyte	Result	RPT Limit	SPK value	SPK Ref Val	%REC	Low Limit	High Limit	RPD Ref Val	%RPD	RPD Limit	Qual
Benzene	9906	500	2000	8663	62.2	66.1	137				S

Qualifiers:

>	Greater than Result value	<	Less than Result value	B	Analyte detected in the associated method blank
BRL	Below reporting limit	E	Estimated (value above quantitation range)	H	Holding times for preparation or analysis exceeded
J	Estimated value detected below Reporting Limit	N	Analyte not NELAC certified	R	RPD outside limits due to matrix
Rpt Lim	Reporting Limit	S	Spike Recovery outside limits due to matrix		

Client: Wood Environment & Infrastructure
Project Name: AGL - Augusta
Workorder: 1807I04

ANALYTICAL QC SUMMARY REPORT

BatchID: **264435**

Sample ID: **1807I04-002AMS** Client ID: **MW-12-0718** Units: **ug/L** Prep Date: **07/24/2018** Run No: **375999**
SampleType: **MS** TestCode: **Volatile Organic Compounds by GC/MS SW8260B** BatchID: **264435** Analysis Date: **07/24/2018** Seq No: **8363677**

Analyte	Result	RPT Limit	SPK value	SPK Ref Val	%REC	Low Limit	High Limit	RPD Ref Val	%RPD	RPD Limit	Qual
Toluene	2640	500	2000	712.0	96.4	63.8	141				
Trichloroethene	2029	500	2000		101	70.6	128				
Surr: 4-Bromofluorobenzene	4264	0	5000		85.3	68	127				
Surr: Dibromofluoromethane	4943	0	5000		98.9	84.4	122				
Surr: Toluene-d8	4355	0	5000		87.1	80.1	116				

Sample ID: **1807I04-002AMSD** Client ID: **MW-12-0718** Units: **ug/L** Prep Date: **07/24/2018** Run No: **375999**
SampleType: **MSD** TestCode: **Volatile Organic Compounds by GC/MS SW8260B** BatchID: **264435** Analysis Date: **07/24/2018** Seq No: **8363678**

Analyte	Result	RPT Limit	SPK value	SPK Ref Val	%REC	Low Limit	High Limit	RPD Ref Val	%RPD	RPD Limit	Qual
Benzene	9418	500	2000	8663	37.8	66.1	137	9906	5.05	20	S
Toluene	2449	500	2000	712.0	86.8	63.8	141	2640	7.51	20	
Trichloroethene	1921	500	2000		96.0	70.6	128	2029	5.47	20	
Surr: 4-Bromofluorobenzene	4132	0	5000		82.6	68	127	4264	0	0	
Surr: Dibromofluoromethane	4904	0	5000		98.1	84.4	122	4943	0	0	
Surr: Toluene-d8	4484	0	5000		89.7	80.1	116	4355	0	0	

Qualifiers:

>	Greater than Result value	<	Less than Result value	B	Analyte detected in the associated method blank
BRL	Below reporting limit	E	Estimated (value above quantitation range)	H	Holding times for preparation or analysis exceeded
J	Estimated value detected below Reporting Limit	N	Analyte not NELAC certified	R	RPD outside limits due to matrix
Rpt Lim	Reporting Limit	S	Spike Recovery outside limits due to matrix		

Client: Wood Environment & Infrastructure
Project Name: AGL - Augusta
Workorder: 1807I04

ANALYTICAL QC SUMMARY REPORT

BatchID: **264479**

Sample ID: **MB-264479** Client ID: Units: **mg/L** Prep Date: **07/25/2018** Run No: **376207**
SampleType: **MBLK** TestCode: **Mercury, Total SW7470A** BatchID: **264479** Analysis Date: **07/26/2018** Seq No: **8368430**

Analyte	Result	RPT Limit	SPK value	SPK Ref Val	%REC	Low Limit	High Limit	RPD Ref Val	%RPD	RPD Limit	Qual
Mercury	BRL	0.00020									

Sample ID: **LCS-264479** Client ID: Units: **mg/L** Prep Date: **07/25/2018** Run No: **376207**
SampleType: **LCS** TestCode: **Mercury, Total SW7470A** BatchID: **264479** Analysis Date: **07/26/2018** Seq No: **8368431**

Analyte	Result	RPT Limit	SPK value	SPK Ref Val	%REC	Low Limit	High Limit	RPD Ref Val	%RPD	RPD Limit	Qual
Mercury	0.004691	0.00020	0.0050		93.8	80	120				

Sample ID: **1807H56-001BMS** Client ID: Units: **mg/L** Prep Date: **07/25/2018** Run No: **376207**
SampleType: **MS** TestCode: **Mercury, Total SW7470A** BatchID: **264479** Analysis Date: **07/26/2018** Seq No: **8368433**

Analyte	Result	RPT Limit	SPK value	SPK Ref Val	%REC	Low Limit	High Limit	RPD Ref Val	%RPD	RPD Limit	Qual
Mercury	0.004705	0.00020	0.0050		94.1	75	125				

Sample ID: **1807H56-001BMSD** Client ID: Units: **mg/L** Prep Date: **07/25/2018** Run No: **376207**
SampleType: **MSD** TestCode: **Mercury, Total SW7470A** BatchID: **264479** Analysis Date: **07/26/2018** Seq No: **8368434**

Analyte	Result	RPT Limit	SPK value	SPK Ref Val	%REC	Low Limit	High Limit	RPD Ref Val	%RPD	RPD Limit	Qual
Mercury	0.004533	0.00020	0.0050		90.7	75	125	0.004705	3.72	20	

Qualifiers:

>	Greater than Result value	<	Less than Result value	B	Analyte detected in the associated method blank
BRL	Below reporting limit	E	Estimated (value above quantitation range)	H	Holding times for preparation or analysis exceeded
J	Estimated value detected below Reporting Limit	N	Analyte not NELAC certified	R	RPD outside limits due to matrix
Rpt Lim	Reporting Limit	S	Spike Recovery outside limits due to matrix		

Client: Wood Environment & Infrastructure
Project Name: AGL - Augusta
Workorder: 1807I04

ANALYTICAL QC SUMMARY REPORT

BatchID: **264480**

Sample ID: **MB-264480** Client ID: Units: **mg/L** Prep Date: **07/25/2018** Run No: **376209**
SampleType: **MBLK** TestCode: **Mercury, Total SW7470A** BatchID: **264480** Analysis Date: **07/26/2018** Seq No: **8368589**

Analyte	Result	RPT Limit	SPK value	SPK Ref Val	%REC	Low Limit	High Limit	RPD Ref Val	%RPD	RPD Limit	Qual
Mercury	BRL	0.00020									

Sample ID: **LCS-264480** Client ID: Units: **mg/L** Prep Date: **07/25/2018** Run No: **376209**
SampleType: **LCS** TestCode: **Mercury, Total SW7470A** BatchID: **264480** Analysis Date: **07/26/2018** Seq No: **8368590**

Analyte	Result	RPT Limit	SPK value	SPK Ref Val	%REC	Low Limit	High Limit	RPD Ref Val	%RPD	RPD Limit	Qual
Mercury	0.004795	0.00020	0.0050		95.9	80	120				

Sample ID: **1807I04-001BMS** Client ID: **MW-19-0718** Units: **mg/L** Prep Date: **07/25/2018** Run No: **376209**
SampleType: **MS** TestCode: **Mercury, Total SW7470A** BatchID: **264480** Analysis Date: **07/26/2018** Seq No: **8368592**

Analyte	Result	RPT Limit	SPK value	SPK Ref Val	%REC	Low Limit	High Limit	RPD Ref Val	%RPD	RPD Limit	Qual
Mercury	0.004930	0.00020	0.0050		98.6	75	125				

Sample ID: **1807I04-001BMSD** Client ID: **MW-19-0718** Units: **mg/L** Prep Date: **07/25/2018** Run No: **376209**
SampleType: **MSD** TestCode: **Mercury, Total SW7470A** BatchID: **264480** Analysis Date: **07/26/2018** Seq No: **8368593**

Analyte	Result	RPT Limit	SPK value	SPK Ref Val	%REC	Low Limit	High Limit	RPD Ref Val	%RPD	RPD Limit	Qual
Mercury	0.004917	0.00020	0.0050		98.3	75	125	0.004930	0.266	20	

Qualifiers:

>	Greater than Result value	<	Less than Result value	B	Analyte detected in the associated method blank
BRL	Below reporting limit	E	Estimated (value above quantitation range)	H	Holding times for preparation or analysis exceeded
J	Estimated value detected below Reporting Limit	N	Analyte not NELAC certified	R	RPD outside limits due to matrix
Rpt Lim	Reporting Limit	S	Spike Recovery outside limits due to matrix		

Analytical Environmental Services, Inc

Date: 10-Oct-18

Client: Wood Environment & Infrastructure
Project Name: AGL - Augusta
Workorder: 1807I04

ANALYTICAL QC SUMMARY REPORT

BatchID: **264481**

Sample ID: **MB-264481** Client ID: Units: **mg/L** Prep Date: **07/25/2018** Run No: **376437**
SampleType: **MBLK** TestCode: **Mercury, Total SW7470A** BatchID: **264481** Analysis Date: **07/30/2018** Seq No: **8375286**

Analyte	Result	RPT Limit	SPK value	SPK Ref Val	%REC	Low Limit	High Limit	RPD Ref Val	%RPD	RPD Limit	Qual
Mercury	BRL	0.00020									

Sample ID: **LCS-264481** Client ID: Units: **mg/L** Prep Date: **07/25/2018** Run No: **376437**
SampleType: **LCS** TestCode: **Mercury, Total SW7470A** BatchID: **264481** Analysis Date: **07/30/2018** Seq No: **8375287**

Analyte	Result	RPT Limit	SPK value	SPK Ref Val	%REC	Low Limit	High Limit	RPD Ref Val	%RPD	RPD Limit	Qual
Mercury	0.005017	0.00020	0.0050		100	80	120				

Sample ID: **1807J12-017BMS** Client ID: Units: **mg/L** Prep Date: **07/25/2018** Run No: **376437**
SampleType: **MS** TestCode: **Mercury, Total SW7470A** BatchID: **264481** Analysis Date: **07/30/2018** Seq No: **8375289**

Analyte	Result	RPT Limit	SPK value	SPK Ref Val	%REC	Low Limit	High Limit	RPD Ref Val	%RPD	RPD Limit	Qual
Mercury	0.004729	0.00020	0.0050		94.6	75	125				

Sample ID: **1807J12-017BMSD** Client ID: Units: **mg/L** Prep Date: **07/25/2018** Run No: **376437**
SampleType: **MSD** TestCode: **Mercury, Total SW7470A** BatchID: **264481** Analysis Date: **07/30/2018** Seq No: **8375290**

Analyte	Result	RPT Limit	SPK value	SPK Ref Val	%REC	Low Limit	High Limit	RPD Ref Val	%RPD	RPD Limit	Qual
Mercury	0.005063	0.00020	0.0050		101	75	125	0.004729	6.82	20	

Qualifiers:

>	Greater than Result value	<	Less than Result value	B	Analyte detected in the associated method blank
BRL	Below reporting limit	E	Estimated (value above quantitation range)	H	Holding times for preparation or analysis exceeded
J	Estimated value detected below Reporting Limit	N	Analyte not NELAC certified	R	RPD outside limits due to matrix
Rpt Lim	Reporting Limit	S	Spike Recovery outside limits due to matrix		

Client: Wood Environment & Infrastructure
Project Name: AGL - Augusta
Workorder: 1807I04

ANALYTICAL QC SUMMARY REPORT

BatchID: 264714

Sample ID: **MB-264714** Client ID: Units: **mg/L** Prep Date: **07/30/2018** Run No: **376443**
SampleType: **MBLK** TestCode: **Cyanide SW9014** BatchID: **264714** Analysis Date: **07/30/2018** Seq No: **8375369**

Analyte	Result	RPT Limit	SPK value	SPK Ref Val	%REC	Low Limit	High Limit	RPD Ref Val	%RPD	RPD Limit	Qual
Cyanide, Total	BRL	0.010									

Sample ID: **LCS-264714** Client ID: Units: **mg/L** Prep Date: **07/30/2018** Run No: **376443**
SampleType: **LCS** TestCode: **Cyanide SW9014** BatchID: **264714** Analysis Date: **07/30/2018** Seq No: **8375370**

Analyte	Result	RPT Limit	SPK value	SPK Ref Val	%REC	Low Limit	High Limit	RPD Ref Val	%RPD	RPD Limit	Qual
Cyanide, Total	0.2650	0.010	0.2500		106	85	115				

Sample ID: **1807J12-012CMS** Client ID: Units: **mg/L** Prep Date: **07/30/2018** Run No: **376443**
SampleType: **MS** TestCode: **Cyanide SW9014** BatchID: **264714** Analysis Date: **07/30/2018** Seq No: **8375452**

Analyte	Result	RPT Limit	SPK value	SPK Ref Val	%REC	Low Limit	High Limit	RPD Ref Val	%RPD	RPD Limit	Qual
Cyanide, Total	0.2580	0.010	0.2500		103	70	130				

Sample ID: **1807J12-012CMSD** Client ID: Units: **mg/L** Prep Date: **07/30/2018** Run No: **376443**
SampleType: **MSD** TestCode: **Cyanide SW9014** BatchID: **264714** Analysis Date: **07/30/2018** Seq No: **8375465**

Analyte	Result	RPT Limit	SPK value	SPK Ref Val	%REC	Low Limit	High Limit	RPD Ref Val	%RPD	RPD Limit	Qual
Cyanide, Total	0.2360	0.010	0.2500		94.4	70	130	0.2580	8.91	20	

Qualifiers:

>	Greater than Result value	<	Less than Result value	B	Analyte detected in the associated method blank
BRL	Below reporting limit	E	Estimated (value above quantitation range)	H	Holding times for preparation or analysis exceeded
J	Estimated value detected below Reporting Limit	N	Analyte not NELAC certified	R	RPD outside limits due to matrix
Rpt Lim	Reporting Limit	S	Spike Recovery outside limits due to matrix		

AES

ANALYTICAL ENVIRONMENTAL SERVICES, INC.

August 03, 2018

John Quinn
Wood Environment & Infrastructure

1075 Big Shanty Rd NW
Kennesaw GA 30144

RE: AGL - Augusta

Dear John Quinn: Order No: 1807J12

Analytical Environmental Services, Inc. received 18 samples on 7/20/2018 4:58:00 PM for the analyses presented in following report.

No problems were encountered during the analyses. Additionally, all results for the associated Quality Control samples were within EPA and/or AES established limits. Any discrepancies associated with the analyses contained herein will be noted and submitted in the form of a project Case Narrative.
AES's accreditations are as follows:
-NELAP/State of Florida Laboratory ID E87582 for analysis of Non-Potable Water, Solid & Chemical Materials, Air & Emissions Volatile Organics, and Drinking Water Microbiology & Metals, effective 07/01/18-06/30/19.
State of Georgia, Department of Natural Resources ID #800 for analysis of Drinking Water Metals, effective 07/01/18-06/30/19 and Total Coliforms/ E. coli, effective 04/25/17-04/24/20.
-AIHA-LAP, LLC Laboratory ID: 100671 for Industrial Hygiene samples (Organics, Metals, PCM Asbestos, Gravimetric), Environmental Lead (Paint, Soil, Dust Wipes, Air), and Environmental Microbiology (Fungal) Direct Examination, effective until 11/01/19.
These results relate only to the items tested. This report may only be reproduced in full.

If you have any questions regarding these test results, please feel free to call.

Sincerely,

Ioana Pacurar

Ioana Pacurar

Project Manager

3080 Presidential Drive • Atlanta, Georgia 30340 • Tel: 770.457.8177 • Fax: 770.457.8188 • Toll Free: 800.972.4889
www.aesatlanta.com

ANALYTICAL ENVIRONMENTAL SERVICES, INC.
3080 Presidential Drive Atlanta, GA 30340-3704
Phone: (770) 457-8177 / Toll-Free: (800) 972-4889 / Fax: (770) 457-8188

AES

CHAIN OF CUSTODY

Work Order: 1807J12

Date: 7/20/18 Page 1 of 1

COMPANY: WOOD E&I SOLUTIONS, INC

ADDRESS: 1075 BIG SHANTY RD STE 100 KENNESAW, GA 30144

PHONE: 770-421-3400

EMAIL: –

SAMPLED BY: E. GUILLEN, B. RHINER, H. SHOREDITS

SIGNATURE: [signature]

ANALYSIS REQUESTED: Vol list (8260); PAHs (8270C) SIM; Total Metals + HS (6020/7470A); Cn (9014)

PRESERVATION (see codes): H+I; I; N; O

Visit our website www.aesatlanta.com for downloadable COCs and to log in to your AESAccess account.

#	SAMPLE ID	SAMPLED: DATE	SAMPLED: TIME	GRAB	COMPOSITE	MATRIX (see codes)	Vol list (8260) H+I	PAHs (8270C) SIM I	Total Metals + HS (6020/7470A) N	Cn (9014) O	REMARKS	Number of Containers
1	MW-21-0718	7/19/18	12:20	X		GW	2	2	1	1	O=NaOH	6
2	MW-22-0718	-"-	16:01	↓		↓	↓	↓	↓	↓		6
3	MW-206-0718	-"-	11:51									6
4	MW-214-0718	-"-	14:19									6
5	MW-313-0718	-"-	10:25									6
6	MW-318-0718	-"-	16:00									6
7	MW-325-0718	-"-	16:15									6
8	MW-408DR-0718	-"-	12:50									6
9	MW-408S-0718	-"-	11:35									6
10	MW-500BR-0718	-"-	09:40									6
11	MW-505D-0718	-"-	10:09				↓	↓	↓	↓		6
12	MW-513BR-0718	-"-	14:30	↓		↓	6	6	3	3	MS/MSD collected	18
13	TB-3-0718	-"-	–			W	2					2
14												

RELINQUISHED BY:	DATE/TIME:	RECEIVED BY:	DATE/TIME:
1. [signature]		1. [signature]	7/20/18 4:58PM
2. MP 7/20	7-20-18 4:58PM	2.	
3.		3.	

SPECIAL INSTRUCTIONS/COMMENTS:

SHIPMENT METHOD
OUT: / / VIA:
IN: / / VIA:
client FedEx UPS US mail courier Greyhound
other: _____

PROJECT INFORMATION
PROJECT NAME: AGL AUGUSTA
PROJECT #: 6122510235.01
SITE ADDRESS: 8th St & WALTON WAY AUGUSTA, GA
SEND REPORT TO: john.quinn@woodplc.com
INVOICE TO:
(IF DIFFERENT FROM ABOVE)
QUOTE #: _____ PO#: _____

RECEIPT
Total # of Containers: 86

Turnaround Time (TAT) Request
- [x] Standard 5 Business Days
- [ ] 2 Business Day Rush
- [ ] Next Business Day Rush
- [ ] Same-Day Rush (auth req.)
- [ ] Other _____

STATE PROGRAM (if any): GA
E-mail? ☑ Fax? ☐
DATA PACKAGE: I ○ II ○ III ○ IV ○

Submission of samples to the laboratory constitutes acceptance of AES's Terms & Conditions. Samples received after 3PM or on Saturday are considered as received the following business day. If no TAT is marked on COC, AES will proceed with standard TAT. Samples are disposed of 30 days after completion of report unless other arangements are made.

Matrix Codes: A = Air GW = Groundwater SE = Sediment SO = Soil SW = Surface Water WW = Waste Water W = Water (Blanks) DW = Drinking Water (Blanks) O = Other (specify)

Preservative Codes: H+I = Hydrochloric acid + ice I = Ice only N = Nitric acid S+I = Sulfuric acid + ice S/M+I = Sodium Bisulfate/Methanol + ice O = Other (specify) NA = None

White Copy - Original; Yellow Copy - Client

ANALYTICAL ENVIRONMENTAL SERVICES, INC.
3080 Presidential Drive Atlanta, GA 30340-3704
Phone: (770) 457-8177 / Toll-Free: (800) 972-4889 / Fax: (770) 457-8188

CHAIN OF CUSTODY

Work Order: 1807J12

Date: 7/20/18 Page 2 of 2

COMPANY: WOOD E&I SOLUTIONS, INC.

ADDRESS: 1076 BEA SHANTY RD STE 100 KENNESAW, GA 30144

PHONE: 770-421-3400

EMAIL: —

SAMPLED BY: E. GUILLEN, B. RUFNER, A. SHORBETS

SIGNATURE:

ANALYSIS REQUESTED: VOC List (8260); PAHs (8270C) SIM; Total Metals Hg (6020/7470A); Cn (9014)

Visit our website www.aesatlanta.com for downloadable COCs and to log in to your AESAccess account.

#	SAMPLE ID	SAMPLED DATE	SAMPLED TIME	GRAB	COMPOSITE	MATRIX (see codes)	VOC List (8260)	PAHs (8270C) SIM	Total Metals Hg (6020/7470A)	Cn (9014)	REMARKS	Number of Containers
							PRESERVATION (see codes)					
							H+I	I	N	O		
1	MW-203-0718	7/20/18	09:51	X		GW	2	2	1	1	O=NaOH	6
2	MW-315-0718	"	08:45	↓		↓	↓	↓	↓	↓		6
3	MW-319-0718	"	09:50	↓		↓	↓	↓	↓	↓		6
4	MW-320-0718	"	11:20	↓		↓	6	6	3	3	MS/MSD collected	18
5												
6												
7												
8												
9												
10												
11												
12												
13												
14												

RELINQUISHED BY:	DATE/TIME:	RECEIVED BY:	DATE/TIME:
1. [signature]	7-20-18 4:58PM	1. [signature]	7/20/18 4:58PM
2.		2.	
3.		3.	

SPECIAL INSTRUCTIONS/COMMENTS:

SHIPMENT METHOD
OUT: / / VIA:
IN: / / VIA:
client FedEx UPS US mail courier Greyhound
other: _____

PROJECT INFORMATION
PROJECT NAME: AEL AUGUSTA
PROJECT #: 6122510235.01
SITE ADDRESS: 8th St & Walton Way Augusta, GA
SEND REPORT TO: john.quinn@woodplc.com
INVOICE TO:
(IF DIFFERENT FROM ABOVE)
QUOTE #: _____ PO#: _____

RECEIPT
Total # of Containers: 36

Turnaround Time (TAT) Request
- [x] Standard 5 Business Days
- [ ] 2 Business Day Rush
- [ ] Next Business Day Rush
- [ ] Same-Day Rush (auth req.)
- [ ] Other _____

STATE PROGRAM (if any): GA
E-mail? ☑ Fax? ☐
DATA PACKAGE: I ○ II ○ III ○ IV ○

Submission of samples to the laboratory constitutes acceptance of AES's Terms & Conditions. Samples received after 3PM or on Saturday are considered as received the following business day. If no TAT is marked on COC, AES will proceed with standard TAT. Samples are disposed of 30 days after completion of report unless other arangements are made.

Matrix Codes: A = Air GW = Groundwater SE = Sediment SO = Soil SW = Surface Water WW = Waste Water W = Water (Blanks) DW = Drinking Water (Blanks) O = Other (specify)

Preservative Codes: H+I = Hydrochloric acid + ice I = Ice only N = Nitric acid S+I = Sulfuric acid + ice S/M+I = Sodium Bisulfate/Methanol + ice O = Other (specify) NA = None

White Copy - Original; Yellow Copy - Client

Table 2-3
Site-Specific Constituents of Interest
Atlanta Gas Light Company
Former Manufactured Gas Plant Site
Augusta, Georgia

Volatile Organic Compounds (VOCs), (SW-846 Method 8260B)		
Acetone - 50 ug/L	Ethylbenzene - 5 ug/L	Trichloroethylene - 5 ug/L
Benzene - 5 ug/L	Methylene Chloride - 5 ug/L	Xylenes (total) - 5 ug/L
Carbon Disulfide - 5 ug/L	Toluene - 5 ug/L	
Polynuclear Aromatic Hydrocarbons (SIM SW-846 Method 8270D)		
Acenaphthene - 0.5 ug/L	Benzo(g,h,i)perylene - 0.1 ug/L	Indeno(1,2,3-cd)pyrene- 0.05 ug/L
Acenaphthylene - 1 ug/L	Benzo(k)fluoranthene - 0.05 ug/L	Naphthalene- 0.5 ug/L
Anthracene - 0.05 ug/L	Chrysene - 0.05 ug/L	Phenanthrene- 0.05 ug/L
Benzo(a)anthracene - 0.05 ug/L	Dibenzo(a,h)anthracene - 0.1 ug/L	Pyrene- 0.05 ug/L
Benzo(a)pyrene - 0.05 ug/L	Fluoranthene- 0.1 ug/L	
Benzo(b)fluoranthene - 0.1 ug/L	Fluorene- 0.1 ug/L	
Inorganics (SW-846 Methods 6010C, 7470A, 6020, and 9010/9012)		
Antimony -0 .006 mg/L	Copper - 0.01 mg/L	Vanadium - 0.01 mg/L
Arsenic - 0.05 mg/L	Lead - 0.01 mg/L	Zinc - 0.02 mg/L
Barium - 0.004 mg/L	Mercury-0.0002 mg/L	
Beryllium - 0.004 mg/L	Nickel - 0.02 mg/L	Cyanide - 0.01 mg/L
Cadmium - 0.005 mg/L	Selenium - 0.02 mg/L	
Chromium - 0.01 mg/L	Thallium - 0.002 mg/L	

DLH 7/19/16

Client: Wood Environment & Infrastructure
Project: AGL - Augusta
Lab ID: 1807J12

Case Narrative

Volatiles Organic Compounds Analysis by Method 8260B:

Due to sample matrix, sample 1807J12-0010A required dilution during preparation and/or analysis resulting in elevated reporting limits.

PAH Analysis by Method 8270D SIM:

Percent recovery for the surrogate spiking compound 4-Terphenyl-d14 on QC sample LCS-264517 was outside control limits biased high.

Analytical Environmental Services, Inc **Date:** 3-Aug-18

Client:	Wood Environment & Infrastructure	**Client Sample ID:**	MW-21-0718
Project Name:	AGL - Augusta	**Collection Date:**	7/19/2018 12:20:00 PM
Lab ID:	1807J12-001	**Matrix:**	Groundwater

Analyses	Result	Reporting Limit	Qual	Units	BatchID	Dilution Factor	Date Analyzed	Analyst
Volatile Organic Compounds by GC/MS SW8260B				**(SW5030B)**				
Acetone	BRL	50		ug/L	264469	1	07/25/2018 01:34	NP
Benzene	BRL	5.0		ug/L	264469	1	07/25/2018 01:34	NP
Carbon disulfide	BRL	5.0		ug/L	264469	1	07/25/2018 01:34	NP
Ethylbenzene	BRL	5.0		ug/L	264469	1	07/25/2018 01:34	NP
Methylene chloride	BRL	5.0		ug/L	264469	1	07/25/2018 01:34	NP
Trichloroethene	7.4	5.0		ug/L	264469	1	07/25/2018 01:34	NP
Toluene	BRL	5.0		ug/L	264469	1	07/25/2018 01:34	NP
Xylenes, Total	BRL	5.0		ug/L	264469	1	07/25/2018 01:34	NP
Surr: 4-Bromofluorobenzene	78.2	68-127		%REC	264469	1	07/25/2018 01:34	NP
Surr: Dibromofluoromethane	101	84.4-122		%REC	264469	1	07/25/2018 01:34	NP
Surr: Toluene-d8	89.9	80.1-116		%REC	264469	1	07/25/2018 01:34	NP
Total Metals by ICP/MS SW6020B				**(SW3005A)**				
Antimony	BRL	0.00600		mg/L	264380	1	07/24/2018 22:07	JW
Arsenic	BRL	0.0500		mg/L	264380	1	07/24/2018 22:07	JW
Barium	0.0759	0.00400		mg/L	264380	1	07/24/2018 22:07	JW
Beryllium	BRL	0.00400		mg/L	264380	1	07/24/2018 22:07	JW
Cadmium	BRL	0.00500		mg/L	264380	1	07/24/2018 22:07	JW
Chromium	BRL	0.0100		mg/L	264380	1	07/24/2018 22:07	JW
Copper	BRL	0.0100		mg/L	264380	1	07/24/2018 22:07	JW
Lead	BRL	0.0100		mg/L	264380	1	07/24/2018 22:07	JW
Nickel	BRL	0.0200		mg/L	264380	1	07/24/2018 22:07	JW
Selenium	BRL	0.0200		mg/L	264380	1	07/24/2018 22:07	JW
Thallium	BRL	0.00200		mg/L	264380	1	07/24/2018 22:07	JW
Vanadium	BRL	0.0100		mg/L	264380	1	07/24/2018 22:07	JW
Zinc	BRL	0.0200		mg/L	264380	1	07/24/2018 22:07	JW
SIM Polynuclear Aromatic Hydrocarbons SW8270D				**(SW3510C)**				
Naphthalene	BRL	0.50		ug/L	264408	1	07/24/2018 18:39	YH
Acenaphthylene	BRL	1.0		ug/L	264408	1	07/24/2018 18:39	YH
Acenaphthene	BRL	0.50		ug/L	264408	1	07/24/2018 18:39	YH
Fluorene	BRL	0.10		ug/L	264408	1	07/24/2018 18:39	YH
Phenanthrene	BRL	0.050		ug/L	264408	1	07/24/2018 18:39	YH
Anthracene	BRL	0.050		ug/L	264408	1	07/24/2018 18:39	YH
Fluoranthene	BRL	0.10		ug/L	264408	1	07/24/2018 18:39	YH
Pyrene	BRL	0.050		ug/L	264408	1	07/24/2018 18:39	YH
Benz(a)anthracene	BRL	0.050		ug/L	264408	1	07/24/2018 18:39	YH
Chrysene	BRL	0.050		ug/L	264408	1	07/24/2018 18:39	YH
Benzo(b)fluoranthene	BRL	0.10		ug/L	264408	1	07/24/2018 18:39	YH
Benzo(k)fluoranthene	BRL	0.050		ug/L	264408	1	07/24/2018 18:39	YH
Benzo(a)pyrene	BRL	0.050		ug/L	264408	1	07/24/2018 18:39	YH

Qualifiers:

*	Value exceeds maximum contaminant level	E	Estimated (value above quantitation range)
BRL	Below reporting limit	S	Spike Recovery outside limits due to matrix
H	Holding times for preparation or analysis exceeded	Narr	See case narrative
N	Analyte not NELAC certified	NC	Not confirmed
B	Analyte detected in the associated method blank	<	Less than Result value
>	Greater than Result value	J	Estimated value detected below Reporting Limit

Analytical Environmental Services, Inc

Date: 3-Aug-18

Client:	Wood Environment & Infrastructure	**Client Sample ID:**	MW-21-0718
Project Name:	AGL - Augusta	**Collection Date:**	7/19/2018 12:20:00 PM
Lab ID:	1807J12-001	**Matrix:**	Groundwater

Analyses	Result	Reporting Limit	Qual	Units	BatchID	Dilution Factor	Date Analyzed	Analyst
SIM Polynuclear Aromatic Hydrocarbons SW8270D				**(SW3510C)**				
Indeno(1,2,3-cd)pyrene	BRL	0.050		ug/L	264408	1	07/24/2018 18:39	YH
Dibenz(a,h)anthracene	BRL	0.10		ug/L	264408	1	07/24/2018 18:39	YH
Benzo(g,h,i)perylene	BRL	0.10		ug/L	264408	1	07/24/2018 18:39	YH
Surr: 4-Terphenyl-d14	129	59.9-128	S	%REC	264408	1	07/24/2018 18:39	YH
Mercury, Total SW7470A				**(SW7470A)**				
Mercury	BRL	0.00020		mg/L	264481	1	07/30/2018 13:21	AS
Cyanide SW9014				**(SW9010C)**				
Cyanide, Total	BRL	0.010		mg/L	264714	1	07/30/2018 13:00	CG

Qualifiers:

*	Value exceeds maximum contaminant level	E	Estimated (value above quantitation range)
BRL	Below reporting limit	S	Spike Recovery outside limits due to matrix
H	Holding times for preparation or analysis exceeded	Narr	See case narrative
N	Analyte not NELAC certified	NC	Not confirmed
B	Analyte detected in the associated method blank	<	Less than Result value
>	Greater than Result value	J	Estimated value detected below Reporting Limit

Analytical Environmental Services, Inc **Date:** 3-Aug-18

Client:	Wood Environment & Infrastructure	**Client Sample ID:**	MW-22-0718
Project Name:	AGL - Augusta	**Collection Date:**	7/19/2018 4:01:00 PM
Lab ID:	1807J12-002	**Matrix:**	Groundwater

Analyses	Result	Reporting Limit	Qual	Units	BatchID	Dilution Factor	Date Analyzed	Analyst
Volatile Organic Compounds by GC/MS SW8260B				**(SW5030B)**				
Acetone	BRL	50		ug/L	264469	1	07/25/2018 02:00	NP
Benzene	BRL	5.0		ug/L	264469	1	07/25/2018 02:00	NP
Carbon disulfide	BRL	5.0		ug/L	264469	1	07/25/2018 02:00	NP
Ethylbenzene	BRL	5.0		ug/L	264469	1	07/25/2018 02:00	NP
Methylene chloride	BRL	5.0		ug/L	264469	1	07/25/2018 02:00	NP
Trichloroethene	BRL	5.0		ug/L	264469	1	07/25/2018 02:00	NP
Toluene	BRL	5.0		ug/L	264469	1	07/25/2018 02:00	NP
Xylenes, Total	BRL	5.0		ug/L	264469	1	07/25/2018 02:00	NP
Surr: 4-Bromofluorobenzene	78.8	68-127		%REC	264469	1	07/25/2018 02:00	NP
Surr: Dibromofluoromethane	103	84.4-122		%REC	264469	1	07/25/2018 02:00	NP
Surr: Toluene-d8	90.5	80.1-116		%REC	264469	1	07/25/2018 02:00	NP
Total Metals by ICP/MS SW6020B				**(SW3005A)**				
Antimony	BRL	0.00600		mg/L	264380	1	07/24/2018 22:09	JW
Arsenic	BRL	0.0500		mg/L	264380	1	07/24/2018 22:09	JW
Barium	0.0330	0.00400		mg/L	264380	1	07/24/2018 22:09	JW
Beryllium	BRL	0.00400		mg/L	264380	1	07/24/2018 22:09	JW
Cadmium	BRL	0.00500		mg/L	264380	1	07/24/2018 22:09	JW
Chromium	BRL	0.0100		mg/L	264380	1	07/24/2018 22:09	JW
Copper	BRL	0.0100		mg/L	264380	1	07/24/2018 22:09	JW
Lead	BRL	0.0100		mg/L	264380	1	07/24/2018 22:09	JW
Nickel	BRL	0.0200		mg/L	264380	1	07/24/2018 22:09	JW
Selenium	BRL	0.0200		mg/L	264380	1	07/24/2018 22:09	JW
Thallium	BRL	0.00200		mg/L	264380	1	07/24/2018 22:09	JW
Vanadium	BRL	0.0100		mg/L	264380	1	07/24/2018 22:09	JW
Zinc	BRL	0.0200		mg/L	264380	1	07/24/2018 22:09	JW
SIM Polynuclear Aromatic Hydrocarbons SW8270D				**(SW3510C)**				
Naphthalene	BRL	0.50		ug/L	264408	1	07/24/2018 19:04	YH
Acenaphthylene	BRL	1.0		ug/L	264408	1	07/24/2018 19:04	YH
Acenaphthene	BRL	0.50		ug/L	264408	1	07/24/2018 19:04	YH
Fluorene	BRL	0.10		ug/L	264408	1	07/24/2018 19:04	YH
Phenanthrene	BRL	0.050		ug/L	264408	1	07/24/2018 19:04	YH
Anthracene	BRL	0.050		ug/L	264408	1	07/24/2018 19:04	YH
Fluoranthene	BRL	0.10		ug/L	264408	1	07/24/2018 19:04	YH
Pyrene	BRL	0.050		ug/L	264408	1	07/24/2018 19:04	YH
Benz(a)anthracene	BRL	0.050		ug/L	264408	1	07/24/2018 19:04	YH
Chrysene	BRL	0.050		ug/L	264408	1	07/24/2018 19:04	YH
Benzo(b)fluoranthene	BRL	0.10		ug/L	264408	1	07/24/2018 19:04	YH
Benzo(k)fluoranthene	BRL	0.050		ug/L	264408	1	07/24/2018 19:04	YH
Benzo(a)pyrene	BRL	0.050		ug/L	264408	1	07/24/2018 19:04	YH

Qualifiers:

*	Value exceeds maximum contaminant level	E	Estimated (value above quantitation range)
BRL	Below reporting limit	S	Spike Recovery outside limits due to matrix
H	Holding times for preparation or analysis exceeded	Narr	See case narrative
N	Analyte not NELAC certified	NC	Not confirmed
B	Analyte detected in the associated method blank	<	Less than Result value
>	Greater than Result value	J	Estimated value detected below Reporting Limit

Analytical Environmental Services, Inc **Date:** 3-Aug-18

Client:	Wood Environment & Infrastructure	**Client Sample ID:**	MW-22-0718
Project Name:	AGL - Augusta	**Collection Date:**	7/19/2018 4:01:00 PM
Lab ID:	1807J12-002	**Matrix:**	Groundwater

Analyses	Result	Reporting Limit	Qual	Units	BatchID	Dilution Factor	Date Analyzed	Analyst
SIM Polynuclear Aromatic Hydrocarbons SW8270D				**(SW3510C)**				
Indeno(1,2,3-cd)pyrene	BRL	0.050		ug/L	264408	1	07/24/2018 19:04	YH
Dibenz(a,h)anthracene	BRL	0.10		ug/L	264408	1	07/24/2018 19:04	YH
Benzo(g,h,i)perylene	BRL	0.10		ug/L	264408	1	07/24/2018 19:04	YH
Surr: 4-Terphenyl-d14	144	59.9-128	S	%REC	264408	1	07/24/2018 19:04	YH
Mercury, Total SW7470A				**(SW7470A)**				
Mercury	BRL	0.00020		mg/L	264481	1	07/30/2018 13:24	AS
Cyanide SW9014				**(SW9010C)**				
Cyanide, Total	BRL	0.010		mg/L	264714	1	07/30/2018 13:00	CG

Qualifiers:

*	Value exceeds maximum contaminant level	E	Estimated (value above quantitation range)
BRL	Below reporting limit	S	Spike Recovery outside limits due to matrix
H	Holding times for preparation or analysis exceeded	Narr	See case narrative
N	Analyte not NELAC certified	NC	Not confirmed
B	Analyte detected in the associated method blank	<	Less than Result value
>	Greater than Result value	J	Estimated value detected below Reporting Limit

Analytical Environmental Services, Inc

Date: 3-Aug-18

Client:	Wood Environment & Infrastructure	**Client Sample ID:**	MW-206-0718
Project Name:	AGL - Augusta	**Collection Date:**	7/19/2018 11:51:00 AM
Lab ID:	1807J12-003	**Matrix:**	Groundwater

Analyses	Result	Reporting Limit	Qual	Units	BatchID	Dilution Factor	Date Analyzed	Analyst
Volatile Organic Compounds by GC/MS SW8260B				**(SW5030B)**				
Acetone	BRL	50		ug/L	264469	1	07/25/2018 02:27	NP
Benzene	BRL	5.0		ug/L	264469	1	07/25/2018 02:27	NP
Carbon disulfide	BRL	5.0		ug/L	264469	1	07/25/2018 02:27	NP
Ethylbenzene	BRL	5.0		ug/L	264469	1	07/25/2018 02:27	NP
Methylene chloride	BRL	5.0		ug/L	264469	1	07/25/2018 02:27	NP
Trichloroethene	BRL	5.0		ug/L	264469	1	07/25/2018 02:27	NP
Toluene	BRL	5.0		ug/L	264469	1	07/25/2018 02:27	NP
Xylenes, Total	BRL	5.0		ug/L	264469	1	07/25/2018 02:27	NP
Surr: 4-Bromofluorobenzene	77.5	68-127		%REC	264469	1	07/25/2018 02:27	NP
Surr: Dibromofluoromethane	100	84.4-122		%REC	264469	1	07/25/2018 02:27	NP
Surr: Toluene-d8	91.2	80.1-116		%REC	264469	1	07/25/2018 02:27	NP
Total Metals by ICP/MS SW6020B				**(SW3005A)**				
Antimony	BRL	0.00600		mg/L	264380	1	07/24/2018 22:12	JW
Arsenic	BRL	0.0500		mg/L	264380	1	07/24/2018 22:12	JW
Barium	0.369	0.00400		mg/L	264380	1	07/24/2018 22:12	JW
Beryllium	BRL	0.00400		mg/L	264380	1	07/24/2018 22:12	JW
Cadmium	BRL	0.00500		mg/L	264380	1	07/24/2018 22:12	JW
Chromium	BRL	0.0100		mg/L	264380	1	07/24/2018 22:12	JW
Copper	BRL	0.0100		mg/L	264380	1	07/24/2018 22:12	JW
Lead	BRL	0.0100		mg/L	264380	1	07/24/2018 22:12	JW
Nickel	BRL	0.0200		mg/L	264380	1	07/24/2018 22:12	JW
Selenium	BRL	0.0200		mg/L	264380	1	07/24/2018 22:12	JW
Thallium	BRL	0.00200		mg/L	264380	1	07/24/2018 22:12	JW
Vanadium	BRL	0.0100		mg/L	264380	1	07/24/2018 22:12	JW
Zinc	BRL	0.0200		mg/L	264380	1	07/24/2018 22:12	JW
SIM Polynuclear Aromatic Hydrocarbons SW8270D				**(SW3510C)**				
Naphthalene	BRL	0.50		ug/L	264408	1	07/24/2018 19:31	YH
Acenaphthylene	BRL	1.0		ug/L	264408	1	07/24/2018 19:31	YH
Acenaphthene	BRL	0.50		ug/L	264408	1	07/24/2018 19:31	YH
Fluorene	BRL	0.10		ug/L	264408	1	07/24/2018 19:31	YH
Phenanthrene	BRL	0.050		ug/L	264408	1	07/24/2018 19:31	YH
Anthracene	BRL	0.050		ug/L	264408	1	07/24/2018 19:31	YH
Fluoranthene	BRL	0.10		ug/L	264408	1	07/24/2018 19:31	YH
Pyrene	BRL	0.050		ug/L	264408	1	07/24/2018 19:31	YH
Benz(a)anthracene	BRL	0.050		ug/L	264408	1	07/24/2018 19:31	YH
Chrysene	BRL	0.050		ug/L	264408	1	07/24/2018 19:31	YH
Benzo(b)fluoranthene	BRL	0.10		ug/L	264408	1	07/24/2018 19:31	YH
Benzo(k)fluoranthene	BRL	0.050		ug/L	264408	1	07/24/2018 19:31	YH
Benzo(a)pyrene	BRL	0.050		ug/L	264408	1	07/24/2018 19:31	YH

Qualifiers:

*	Value exceeds maximum contaminant level	E	Estimated (value above quantitation range)
BRL	Below reporting limit	S	Spike Recovery outside limits due to matrix
H	Holding times for preparation or analysis exceeded	Narr	See case narrative
N	Analyte not NELAC certified	NC	Not confirmed
B	Analyte detected in the associated method blank	<	Less than Result value
>	Greater than Result value	J	Estimated value detected below Reporting Limit

Analytical Environmental Services, Inc **Date:** 3-Aug-18

Client:	Wood Environment & Infrastructure	**Client Sample ID:**	MW-206-0718
Project Name:	AGL - Augusta	**Collection Date:**	7/19/2018 11:51:00 AM
Lab ID:	1807J12-003	**Matrix:**	Groundwater

Analyses	Result	Reporting Limit	Qual	Units	BatchID	Dilution Factor	Date Analyzed	Analyst
SIM Polynuclear Aromatic Hydrocarbons SW8270D				**(SW3510C)**				
Indeno(1,2,3-cd)pyrene	BRL	0.050		ug/L	264408	1	07/24/2018 19:31	YH
Dibenz(a,h)anthracene	BRL	0.10		ug/L	264408	1	07/24/2018 19:31	YH
Benzo(g,h,i)perylene	BRL	0.10		ug/L	264408	1	07/24/2018 19:31	YH
Surr: 4-Terphenyl-d14	132	59.9-128	S	%REC	264408	1	07/24/2018 19:31	YH
Mercury, Total SW7470A				**(SW7470A)**				
Mercury	BRL	0.00020		mg/L	264481	1	07/30/2018 13:28	AS
Cyanide SW9014				**(SW9010C)**				
Cyanide, Total	BRL	0.010		mg/L	264714	1	07/30/2018 13:00	CG

Qualifiers:

*	Value exceeds maximum contaminant level	E	Estimated (value above quantitation range)
BRL	Below reporting limit	S	Spike Recovery outside limits due to matrix
H	Holding times for preparation or analysis exceeded	Narr	See case narrative
N	Analyte not NELAC certified	NC	Not confirmed
B	Analyte detected in the associated method blank	<	Less than Result value
>	Greater than Result value	J	Estimated value detected below Reporting Limit

Analytical Environmental Services, Inc

Date: 3-Aug-18

Client:	Wood Environment & Infrastructure	**Client Sample ID:**	MW-214-0718
Project Name:	AGL - Augusta	**Collection Date:**	7/19/2018 2:19:00 PM
Lab ID:	1807J12-004	**Matrix:**	Groundwater

Analyses	Result	Reporting Limit	Qual	Units	BatchID	Dilution Factor	Date Analyzed	Analyst
Volatile Organic Compounds by GC/MS SW8260B				**(SW5030B)**				
Acetone	BRL	50		ug/L	264469	1	07/25/2018 02:53	NP
Benzene	BRL	5.0		ug/L	264469	1	07/25/2018 02:53	NP
Carbon disulfide	BRL	5.0		ug/L	264469	1	07/25/2018 02:53	NP
Ethylbenzene	BRL	5.0		ug/L	264469	1	07/25/2018 02:53	NP
Methylene chloride	BRL	5.0		ug/L	264469	1	07/25/2018 02:53	NP
Trichloroethene	BRL	5.0		ug/L	264469	1	07/25/2018 02:53	NP
Toluene	BRL	5.0		ug/L	264469	1	07/25/2018 02:53	NP
Xylenes, Total	BRL	5.0		ug/L	264469	1	07/25/2018 02:53	NP
Surr: 4-Bromofluorobenzene	78	68-127		%REC	264469	1	07/25/2018 02:53	NP
Surr: Dibromofluoromethane	100	84.4-122		%REC	264469	1	07/25/2018 02:53	NP
Surr: Toluene-d8	89.5	80.1-116		%REC	264469	1	07/25/2018 02:53	NP
Total Metals by ICP/MS SW6020B				**(SW3005A)**				
Antimony	BRL	0.00600		mg/L	264380	1	07/24/2018 22:14	JW
Arsenic	BRL	0.0500		mg/L	264380	1	07/24/2018 22:14	JW
Barium	0.358	0.00400		mg/L	264380	1	07/24/2018 22:14	JW
Beryllium	BRL	0.00400		mg/L	264380	1	07/24/2018 22:14	JW
Cadmium	BRL	0.00500		mg/L	264380	1	07/24/2018 22:14	JW
Chromium	BRL	0.0100		mg/L	264380	1	07/24/2018 22:14	JW
Copper	BRL	0.0100		mg/L	264380	1	07/24/2018 22:14	JW
Lead	BRL	0.0100		mg/L	264380	1	07/24/2018 22:14	JW
Nickel	BRL	0.0200		mg/L	264380	1	07/24/2018 22:14	JW
Selenium	BRL	0.0200		mg/L	264380	1	07/24/2018 22:14	JW
Thallium	BRL	0.00200		mg/L	264380	1	07/24/2018 22:14	JW
Vanadium	BRL	0.0100		mg/L	264380	1	07/24/2018 22:14	JW
Zinc	BRL	0.0200		mg/L	264380	1	07/24/2018 22:14	JW
SIM Polynuclear Aromatic Hydrocarbons SW8270D				**(SW3510C)**				
Naphthalene	BRL	0.50		ug/L	264408	1	07/24/2018 19:56	YH
Acenaphthylene	BRL	1.0		ug/L	264408	1	07/24/2018 19:56	YH
Acenaphthene	BRL	0.50		ug/L	264408	1	07/24/2018 19:56	YH
Fluorene	BRL	0.10		ug/L	264408	1	07/24/2018 19:56	YH
Phenanthrene	BRL	0.050		ug/L	264408	1	07/24/2018 19:56	YH
Anthracene	BRL	0.050		ug/L	264408	1	07/24/2018 19:56	YH
Fluoranthene	BRL	0.10		ug/L	264408	1	07/24/2018 19:56	YH
Pyrene	BRL	0.050		ug/L	264408	1	07/24/2018 19:56	YH
Benz(a)anthracene	BRL	0.050		ug/L	264408	1	07/24/2018 19:56	YH
Chrysene	BRL	0.050		ug/L	264408	1	07/24/2018 19:56	YH
Benzo(b)fluoranthene	BRL	0.10		ug/L	264408	1	07/24/2018 19:56	YH
Benzo(k)fluoranthene	BRL	0.050		ug/L	264408	1	07/24/2018 19:56	YH
Benzo(a)pyrene	BRL	0.050		ug/L	264408	1	07/24/2018 19:56	YH

Qualifiers:

*	Value exceeds maximum contaminant level	E	Estimated (value above quantitation range)
BRL	Below reporting limit	S	Spike Recovery outside limits due to matrix
H	Holding times for preparation or analysis exceeded	Narr	See case narrative
N	Analyte not NELAC certified	NC	Not confirmed
B	Analyte detected in the associated method blank	<	Less than Result value
>	Greater than Result value	J	Estimated value detected below Reporting Limit

Analytical Environmental Services, Inc **Date:** 3-Aug-18

Client:	Wood Environment & Infrastructure	**Client Sample ID:**	MW-214-0718
Project Name:	AGL - Augusta	**Collection Date:**	7/19/2018 2:19:00 PM
Lab ID:	1807J12-004	**Matrix:**	Groundwater

Analyses	Result	Reporting Limit	Qual	Units	BatchID	Dilution Factor	Date Analyzed	Analyst
SIM Polynuclear Aromatic Hydrocarbons SW8270D				**(SW3510C)**				
Indeno(1,2,3-cd)pyrene	BRL	0.050		ug/L	264408	1	07/24/2018 19:56	YH
Dibenz(a,h)anthracene	BRL	0.10		ug/L	264408	1	07/24/2018 19:56	YH
Benzo(g,h,i)perylene	BRL	0.10		ug/L	264408	1	07/24/2018 19:56	YH
Surr: 4-Terphenyl-d14	144	59.9-128	S	%REC	264408	1	07/24/2018 19:56	YH
Mercury, Total SW7470A				**(SW7470A)**				
Mercury	BRL	0.00020		mg/L	264481	1	07/30/2018 13:31	AS
Cyanide SW9014				**(SW9010C)**				
Cyanide, Total	BRL	0.010		mg/L	264714	1	07/30/2018 13:00	CG

Qualifiers:

*	Value exceeds maximum contaminant level	E	Estimated (value above quantitation range)
BRL	Below reporting limit	S	Spike Recovery outside limits due to matrix
H	Holding times for preparation or analysis exceeded	Narr	See case narrative
N	Analyte not NELAC certified	NC	Not confirmed
B	Analyte detected in the associated method blank	<	Less than Result value
>	Greater than Result value	J	Estimated value detected below Reporting Limit

Analytical Environmental Services, Inc

Date: 3-Aug-18

Client:	Wood Environment & Infrastructure	**Client Sample ID:**	MW-313-0718
Project Name:	AGL - Augusta	**Collection Date:**	7/19/2018 10:25:00 AM
Lab ID:	1807J12-005	**Matrix:**	Groundwater

Analyses	Result	Reporting Limit	Qual	Units	BatchID	Dilution Factor	Date Analyzed	Analyst
Volatile Organic Compounds by GC/MS SW8260B				**(SW5030B)**				
Acetone	BRL	50		ug/L	264469	1	07/25/2018 03:19	NP
Benzene	BRL	5.0		ug/L	264469	1	07/25/2018 03:19	NP
Carbon disulfide	BRL	5.0		ug/L	264469	1	07/25/2018 03:19	NP
Ethylbenzene	BRL	5.0		ug/L	264469	1	07/25/2018 03:19	NP
Methylene chloride	BRL	5.0		ug/L	264469	1	07/25/2018 03:19	NP
Trichloroethene	BRL	5.0		ug/L	264469	1	07/25/2018 03:19	NP
Toluene	BRL	5.0		ug/L	264469	1	07/25/2018 03:19	NP
Xylenes, Total	BRL	5.0		ug/L	264469	1	07/25/2018 03:19	NP
Surr: 4-Bromofluorobenzene	80.2	68-127		%REC	264469	1	07/25/2018 03:19	NP
Surr: Dibromofluoromethane	102	84.4-122		%REC	264469	1	07/25/2018 03:19	NP
Surr: Toluene-d8	91.1	80.1-116		%REC	264469	1	07/25/2018 03:19	NP
Total Metals by ICP/MS SW6020B				**(SW3005A)**				
Antimony	BRL	0.00600		mg/L	264380	1	07/24/2018 22:23	JW
Arsenic	BRL	0.0500		mg/L	264380	1	07/24/2018 22:23	JW
Barium	0.203	0.00400		mg/L	264380	1	07/24/2018 22:23	JW
Beryllium	BRL	0.00400		mg/L	264380	1	07/24/2018 22:23	JW
Cadmium	BRL	0.00500		mg/L	264380	1	07/24/2018 22:23	JW
Chromium	BRL	0.0100		mg/L	264380	1	07/24/2018 22:23	JW
Copper	BRL	0.0100		mg/L	264380	1	07/24/2018 22:23	JW
Lead	BRL	0.0100		mg/L	264380	1	07/24/2018 22:23	JW
Nickel	BRL	0.0200		mg/L	264380	1	07/24/2018 22:23	JW
Selenium	BRL	0.0200		mg/L	264380	1	07/24/2018 22:23	JW
Thallium	BRL	0.00200		mg/L	264380	1	07/24/2018 22:23	JW
Vanadium	BRL	0.0100		mg/L	264380	1	07/24/2018 22:23	JW
Zinc	BRL	0.0200		mg/L	264380	1	07/24/2018 22:23	JW
SIM Polynuclear Aromatic Hydrocarbons SW8270D				**(SW3510C)**				
Naphthalene	BRL	0.50		ug/L	264408	1	07/24/2018 20:22	YH
Acenaphthylene	BRL	1.0		ug/L	264408	1	07/24/2018 20:22	YH
Acenaphthene	BRL	0.50		ug/L	264408	1	07/24/2018 20:22	YH
Fluorene	BRL	0.10		ug/L	264408	1	07/24/2018 20:22	YH
Phenanthrene	BRL	0.050		ug/L	264408	1	07/24/2018 20:22	YH
Anthracene	BRL	0.050		ug/L	264408	1	07/24/2018 20:22	YH
Fluoranthene	BRL	0.10		ug/L	264408	1	07/24/2018 20:22	YH
Pyrene	BRL	0.050		ug/L	264408	1	07/24/2018 20:22	YH
Benz(a)anthracene	BRL	0.050		ug/L	264408	1	07/24/2018 20:22	YH
Chrysene	BRL	0.050		ug/L	264408	1	07/24/2018 20:22	YH
Benzo(b)fluoranthene	BRL	0.10		ug/L	264408	1	07/24/2018 20:22	YH
Benzo(k)fluoranthene	BRL	0.050		ug/L	264408	1	07/24/2018 20:22	YH
Benzo(a)pyrene	BRL	0.050		ug/L	264408	1	07/24/2018 20:22	YH

Qualifiers:

*	Value exceeds maximum contaminant level	E	Estimated (value above quantitation range)
BRL	Below reporting limit	S	Spike Recovery outside limits due to matrix
H	Holding times for preparation or analysis exceeded	Narr	See case narrative
N	Analyte not NELAC certified	NC	Not confirmed
B	Analyte detected in the associated method blank	<	Less than Result value
>	Greater than Result value	J	Estimated value detected below Reporting Limit

Analytical Environmental Services, Inc **Date:** 3-Aug-18

Client:	Wood Environment & Infrastructure	**Client Sample ID:**	MW-313-0718
Project Name:	AGL - Augusta	**Collection Date:**	7/19/2018 10:25:00 AM
Lab ID:	1807J12-005	**Matrix:**	Groundwater

Analyses	Result	Reporting Limit	Qual	Units	BatchID	Dilution Factor	Date Analyzed	Analyst
SIM Polynuclear Aromatic Hydrocarbons SW8270D				**(SW3510C)**				
Indeno(1,2,3-cd)pyrene	BRL	0.050		ug/L	264408	1	07/24/2018 20:22	YH
Dibenz(a,h)anthracene	BRL	0.10		ug/L	264408	1	07/24/2018 20:22	YH
Benzo(g,h,i)perylene	BRL	0.10		ug/L	264408	1	07/24/2018 20:22	YH
Surr: 4-Terphenyl-d14	130	59.9-128	S	%REC	264408	1	07/24/2018 20:22	YH
Mercury, Total SW7470A				**(SW7470A)**				
Mercury	BRL	0.00020		mg/L	264481	1	07/30/2018 13:34	AS
Cyanide SW9014				**(SW9010C)**				
Cyanide, Total	BRL	0.010		mg/L	264714	1	07/30/2018 13:00	CG

Qualifiers:

*	Value exceeds maximum contaminant level	E	Estimated (value above quantitation range)
BRL	Below reporting limit	S	Spike Recovery outside limits due to matrix
H	Holding times for preparation or analysis exceeded	Narr	See case narrative
N	Analyte not NELAC certified	NC	Not confirmed
B	Analyte detected in the associated method blank	<	Less than Result value
>	Greater than Result value	J	Estimated value detected below Reporting Limit

Analytical Environmental Services, Inc

Date: 3-Aug-18

Client:	Wood Environment & Infrastructure	**Client Sample ID:**	MW-318-0718
Project Name:	AGL - Augusta	**Collection Date:**	7/19/2018 4:00:00 PM
Lab ID:	1807J12-006	**Matrix:**	Groundwater

Analyses	Result	Reporting Limit	Qual	Units	BatchID	Dilution Factor	Date Analyzed	Analyst
Volatile Organic Compounds by GC/MS SW8260B				**(SW5030B)**				
Acetone	BRL	50		ug/L	264469	1	07/25/2018 03:44	NP
Benzene	5.6	5.0		ug/L	264469	1	07/25/2018 03:44	NP
Carbon disulfide	BRL	5.0		ug/L	264469	1	07/25/2018 03:44	NP
Ethylbenzene	BRL	5.0		ug/L	264469	1	07/25/2018 03:44	NP
Methylene chloride	BRL	5.0		ug/L	264469	1	07/25/2018 03:44	NP
Trichloroethene	BRL	5.0		ug/L	264469	1	07/25/2018 03:44	NP
Toluene	BRL	5.0		ug/L	264469	1	07/25/2018 03:44	NP
Xylenes, Total	BRL	5.0		ug/L	264469	1	07/25/2018 03:44	NP
Surr: 4-Bromofluorobenzene	80.5	68-127		%REC	264469	1	07/25/2018 03:44	NP
Surr: Dibromofluoromethane	102	84.4-122		%REC	264469	1	07/25/2018 03:44	NP
Surr: Toluene-d8	89.3	80.1-116		%REC	264469	1	07/25/2018 03:44	NP
Total Metals by ICP/MS SW6020B				**(SW3005A)**				
Antimony	BRL	0.00600		mg/L	264380	1	07/24/2018 22:25	JW
Arsenic	BRL	0.0500		mg/L	264380	1	07/24/2018 22:25	JW
Barium	0.480	0.00400		mg/L	264380	1	07/24/2018 22:25	JW
Beryllium	BRL	0.00400		mg/L	264380	1	07/24/2018 22:25	JW
Cadmium	BRL	0.00500		mg/L	264380	1	07/24/2018 22:25	JW
Chromium	BRL	0.0100		mg/L	264380	1	07/24/2018 22:25	JW
Copper	BRL	0.0100		mg/L	264380	1	07/24/2018 22:25	JW
Lead	BRL	0.0100		mg/L	264380	1	07/24/2018 22:25	JW
Nickel	BRL	0.0200		mg/L	264380	1	07/24/2018 22:25	JW
Selenium	BRL	0.0200		mg/L	264380	1	07/24/2018 22:25	JW
Thallium	BRL	0.00200		mg/L	264380	1	07/24/2018 22:25	JW
Vanadium	BRL	0.0100		mg/L	264380	1	07/24/2018 22:25	JW
Zinc	BRL	0.0200		mg/L	264380	1	07/24/2018 22:25	JW
SIM Polynuclear Aromatic Hydrocarbons SW8270D				**(SW3510C)**				
Naphthalene	BRL	0.50		ug/L	264408	1	07/24/2018 20:48	YH
Acenaphthylene	BRL	1.0		ug/L	264408	1	07/24/2018 20:48	YH
Acenaphthene	9.5	5.0		ug/L	264408	10	07/25/2018 17:54	YH
Fluorene	1.6	0.10		ug/L	264408	1	07/24/2018 20:48	YH
Phenanthrene	0.64	0.050		ug/L	264408	1	07/24/2018 20:48	YH
Anthracene	0.19	0.050		ug/L	264408	1	07/24/2018 20:48	YH
Fluoranthene	BRL	0.10		ug/L	264408	1	07/24/2018 20:48	YH
Pyrene	0.12	0.050		ug/L	264408	1	07/24/2018 20:48	YH
Benz(a)anthracene	BRL	0.050		ug/L	264408	1	07/24/2018 20:48	YH
Chrysene	BRL	0.050		ug/L	264408	1	07/24/2018 20:48	YH
Benzo(b)fluoranthene	BRL	0.10		ug/L	264408	1	07/24/2018 20:48	YH
Benzo(k)fluoranthene	BRL	0.050		ug/L	264408	1	07/24/2018 20:48	YH
Benzo(a)pyrene	BRL	0.050		ug/L	264408	1	07/24/2018 20:48	YH

Qualifiers:

*	Value exceeds maximum contaminant level	E	Estimated (value above quantitation range)
BRL	Below reporting limit	S	Spike Recovery outside limits due to matrix
H	Holding times for preparation or analysis exceeded	Narr	See case narrative
N	Analyte not NELAC certified	NC	Not confirmed
B	Analyte detected in the associated method blank	<	Less than Result value
>	Greater than Result value	J	Estimated value detected below Reporting Limit

Analytical Environmental Services, Inc **Date:** 3-Aug-18

Client:	Wood Environment & Infrastructure	**Client Sample ID:**	MW-318-0718
Project Name:	AGL - Augusta	**Collection Date:**	7/19/2018 4:00:00 PM
Lab ID:	1807J12-006	**Matrix:**	Groundwater

Analyses	Result	Reporting Limit	Qual	Units	BatchID	Dilution Factor	Date Analyzed	Analyst
SIM Polynuclear Aromatic Hydrocarbons SW8270D				**(SW3510C)**				
Indeno(1,2,3-cd)pyrene	BRL	0.050		ug/L	264408	1	07/24/2018 20:48	YH
Dibenz(a,h)anthracene	BRL	0.10		ug/L	264408	1	07/24/2018 20:48	YH
Benzo(g,h,i)perylene	BRL	0.10		ug/L	264408	1	07/24/2018 20:48	YH
Surr: 4-Terphenyl-d14	124	59.9-128		%REC	264408	1	07/24/2018 20:48	YH
Mercury, Total SW7470A				**(SW7470A)**				
Mercury	BRL	0.00020		mg/L	264481	1	07/30/2018 13:38	AS
Cyanide SW9014				**(SW9010C)**				
Cyanide, Total	BRL	0.010		mg/L	264714	1	07/30/2018 13:00	CG

Qualifiers:

*	Value exceeds maximum contaminant level	E	Estimated (value above quantitation range)
BRL	Below reporting limit	S	Spike Recovery outside limits due to matrix
H	Holding times for preparation or analysis exceeded	Narr	See case narrative
N	Analyte not NELAC certified	NC	Not confirmed
B	Analyte detected in the associated method blank	<	Less than Result value
>	Greater than Result value	J	Estimated value detected below Reporting Limit

Analytical Environmental Services, Inc

Date: 3-Aug-18

Client:	Wood Environment & Infrastructure	**Client Sample ID:**	MW-325-0718
Project Name:	AGL - Augusta	**Collection Date:**	7/19/2018 10:15:00 AM
Lab ID:	1807J12-007	**Matrix:**	Groundwater

Analyses	Result	Reporting Limit	Qual	Units	BatchID	Dilution Factor	Date Analyzed	Analyst
Volatile Organic Compounds by GC/MS SW8260B				**(SW5030B)**				
Acetone	BRL	50		ug/L	264469	1	07/25/2018 04:10	NP
Benzene	BRL	5.0		ug/L	264469	1	07/25/2018 04:10	NP
Carbon disulfide	BRL	5.0		ug/L	264469	1	07/25/2018 04:10	NP
Ethylbenzene	BRL	5.0		ug/L	264469	1	07/25/2018 04:10	NP
Methylene chloride	BRL	5.0		ug/L	264469	1	07/25/2018 04:10	NP
Trichloroethene	BRL	5.0		ug/L	264469	1	07/25/2018 04:10	NP
Toluene	BRL	5.0		ug/L	264469	1	07/25/2018 04:10	NP
Xylenes, Total	BRL	5.0		ug/L	264469	1	07/25/2018 04:10	NP
Surr: 4-Bromofluorobenzene	77.5	68-127		%REC	264469	1	07/25/2018 04:10	NP
Surr: Dibromofluoromethane	103	84.4-122		%REC	264469	1	07/25/2018 04:10	NP
Surr: Toluene-d8	92.6	80.1-116		%REC	264469	1	07/25/2018 04:10	NP
Total Metals by ICP/MS SW6020B				**(SW3005A)**				
Antimony	BRL	0.00600		mg/L	264380	1	07/24/2018 22:27	JW
Arsenic	BRL	0.0500		mg/L	264380	1	07/24/2018 22:27	JW
Barium	0.106	0.00400		mg/L	264380	1	07/24/2018 22:27	JW
Beryllium	BRL	0.00400		mg/L	264380	1	07/24/2018 22:27	JW
Cadmium	BRL	0.00500		mg/L	264380	1	07/24/2018 22:27	JW
Chromium	BRL	0.0100		mg/L	264380	1	07/24/2018 22:27	JW
Copper	BRL	0.0100		mg/L	264380	1	07/24/2018 22:27	JW
Lead	BRL	0.0100		mg/L	264380	1	07/24/2018 22:27	JW
Nickel	BRL	0.0200		mg/L	264380	1	07/24/2018 22:27	JW
Selenium	BRL	0.0200		mg/L	264380	1	07/24/2018 22:27	JW
Thallium	BRL	0.00200		mg/L	264380	1	07/24/2018 22:27	JW
Vanadium	BRL	0.0100		mg/L	264380	1	07/24/2018 22:27	JW
Zinc	BRL	0.0200		mg/L	264380	1	07/24/2018 22:27	JW
SIM Polynuclear Aromatic Hydrocarbons SW8270D				**(SW3510C)**				
Naphthalene	BRL	0.50		ug/L	264408	1	07/24/2018 21:14	YH
Acenaphthylene	BRL	1.0		ug/L	264408	1	07/24/2018 21:14	YH
Acenaphthene	BRL	0.50		ug/L	264408	1	07/24/2018 21:14	YH
Fluorene	BRL	0.10		ug/L	264408	1	07/24/2018 21:14	YH
Phenanthrene	BRL	0.050		ug/L	264408	1	07/24/2018 21:14	YH
Anthracene	BRL	0.050		ug/L	264408	1	07/24/2018 21:14	YH
Fluoranthene	BRL	0.10		ug/L	264408	1	07/24/2018 21:14	YH
Pyrene	0.061	0.050		ug/L	264408	1	07/24/2018 21:14	YH
Benz(a)anthracene	0.20	0.050		ug/L	264408	1	07/24/2018 21:14	YH
Chrysene	0.40	0.050		ug/L	264408	1	07/24/2018 21:14	YH
Benzo(b)fluoranthene	0.15	0.10		ug/L	264408	1	07/24/2018 21:14	YH
Benzo(k)fluoranthene	0.32	0.050		ug/L	264408	1	07/24/2018 21:14	YH
Benzo(a)pyrene	0.16	0.050		ug/L	264408	1	07/24/2018 21:14	YH

Qualifiers:

*	Value exceeds maximum contaminant level	E	Estimated (value above quantitation range)
BRL	Below reporting limit	S	Spike Recovery outside limits due to matrix
H	Holding times for preparation or analysis exceeded	Narr	See case narrative
N	Analyte not NELAC certified	NC	Not confirmed
B	Analyte detected in the associated method blank	<	Less than Result value
>	Greater than Result value	J	Estimated value detected below Reporting Limit

Analytical Environmental Services, Inc **Date:** 3-Aug-18

Client:	Wood Environment & Infrastructure	**Client Sample ID:**	MW-325-0718
Project Name:	AGL - Augusta	**Collection Date:**	7/19/2018 10:15:00 AM
Lab ID:	1807J12-007	**Matrix:**	Groundwater

Analyses	Result	Reporting Limit	Qual	Units	BatchID	Dilution Factor	Date Analyzed	Analyst
SIM Polynuclear Aromatic Hydrocarbons SW8270D				**(SW3510C)**				
Indeno(1,2,3-cd)pyrene	0.19	0.050		ug/L	264408	1	07/24/2018 21:14	YH
Dibenz(a,h)anthracene	0.17	0.10		ug/L	264408	1	07/24/2018 21:14	YH
Benzo(g,h,i)perylene	0.17	0.10		ug/L	264408	1	07/24/2018 21:14	YH
Surr: 4-Terphenyl-d14	141	59.9-128	S	%REC	264408	1	07/24/2018 21:14	YH
Mercury, Total SW7470A				**(SW7470A)**				
Mercury	BRL	0.00020		mg/L	264481	1	07/30/2018 13:41	AS
Cyanide SW9014				**(SW9010C)**				
Cyanide, Total	BRL	0.010		mg/L	264715	1	07/30/2018 13:00	CG

Qualifiers:

*	Value exceeds maximum contaminant level	E	Estimated (value above quantitation range)
BRL	Below reporting limit	S	Spike Recovery outside limits due to matrix
H	Holding times for preparation or analysis exceeded	Narr	See case narrative
N	Analyte not NELAC certified	NC	Not confirmed
B	Analyte detected in the associated method blank	<	Less than Result value
>	Greater than Result value	J	Estimated value detected below Reporting Limit

Analytical Environmental Services, Inc

Date: 3-Aug-18

Client:	Wood Environment & Infrastructure	**Client Sample ID:**	MW-408DR-0718
Project Name:	AGL - Augusta	**Collection Date:**	7/19/2018 12:50:00 PM
Lab ID:	1807J12-008	**Matrix:**	Groundwater

Analyses	Result	Reporting Limit	Qual	Units	BatchID	Dilution Factor	Date Analyzed	Analyst
Volatile Organic Compounds by GC/MS SW8260B				**(SW5030B)**				
Acetone	BRL	50		ug/L	264469	1	07/25/2018 04:36	NP
Benzene	BRL	5.0		ug/L	264469	1	07/25/2018 04:36	NP
Carbon disulfide	BRL	5.0		ug/L	264469	1	07/25/2018 04:36	NP
Ethylbenzene	BRL	5.0		ug/L	264469	1	07/25/2018 04:36	NP
Methylene chloride	BRL	5.0		ug/L	264469	1	07/25/2018 04:36	NP
Trichloroethene	BRL	5.0		ug/L	264469	1	07/25/2018 04:36	NP
Toluene	BRL	5.0		ug/L	264469	1	07/25/2018 04:36	NP
Xylenes, Total	BRL	5.0		ug/L	264469	1	07/25/2018 04:36	NP
Surr: 4-Bromofluorobenzene	80.8	68-127		%REC	264469	1	07/25/2018 04:36	NP
Surr: Dibromofluoromethane	100	84.4-122		%REC	264469	1	07/25/2018 04:36	NP
Surr: Toluene-d8	91.3	80.1-116		%REC	264469	1	07/25/2018 04:36	NP
Total Metals by ICP/MS SW6020B				**(SW3005A)**				
Antimony	BRL	0.00600		mg/L	264380	1	07/24/2018 22:29	JW
Arsenic	BRL	0.0500		mg/L	264380	1	07/24/2018 22:29	JW
Barium	0.509	0.00400		mg/L	264380	1	07/24/2018 22:29	JW
Beryllium	BRL	0.00400		mg/L	264380	1	07/24/2018 22:29	JW
Cadmium	BRL	0.00500		mg/L	264380	1	07/24/2018 22:29	JW
Chromium	BRL	0.0100		mg/L	264380	1	07/24/2018 22:29	JW
Copper	BRL	0.0100		mg/L	264380	1	07/24/2018 22:29	JW
Lead	BRL	0.0100		mg/L	264380	1	07/24/2018 22:29	JW
Nickel	BRL	0.0200		mg/L	264380	1	07/24/2018 22:29	JW
Selenium	BRL	0.0200		mg/L	264380	1	07/24/2018 22:29	JW
Thallium	BRL	0.00200		mg/L	264380	1	07/24/2018 22:29	JW
Vanadium	BRL	0.0100		mg/L	264380	1	07/24/2018 22:29	JW
Zinc	BRL	0.0200		mg/L	264380	1	07/24/2018 22:29	JW
SIM Polynuclear Aromatic Hydrocarbons SW8270D				**(SW3510C)**				
Naphthalene	BRL	0.50		ug/L	264408	1	07/24/2018 21:40	YH
Acenaphthylene	BRL	1.0		ug/L	264408	1	07/24/2018 21:40	YH
Acenaphthene	18	5.0		ug/L	264408	10	07/25/2018 18:20	YH
Fluorene	0.77	0.10		ug/L	264408	1	07/24/2018 21:40	YH
Phenanthrene	3.6	0.050		ug/L	264408	1	07/24/2018 21:40	YH
Anthracene	0.52	0.050		ug/L	264408	1	07/24/2018 21:40	YH
Fluoranthene	0.18	0.10		ug/L	264408	1	07/24/2018 21:40	YH
Pyrene	0.14	0.050		ug/L	264408	1	07/24/2018 21:40	YH
Benz(a)anthracene	BRL	0.050		ug/L	264408	1	07/24/2018 21:40	YH
Chrysene	BRL	0.050		ug/L	264408	1	07/24/2018 21:40	YH
Benzo(b)fluoranthene	BRL	0.10		ug/L	264408	1	07/24/2018 21:40	YH
Benzo(k)fluoranthene	BRL	0.050		ug/L	264408	1	07/24/2018 21:40	YH
Benzo(a)pyrene	BRL	0.050		ug/L	264408	1	07/24/2018 21:40	YH

Qualifiers:

*	Value exceeds maximum contaminant level	E	Estimated (value above quantitation range)
BRL	Below reporting limit	S	Spike Recovery outside limits due to matrix
H	Holding times for preparation or analysis exceeded	Narr	See case narrative
N	Analyte not NELAC certified	NC	Not confirmed
B	Analyte detected in the associated method blank	<	Less than Result value
>	Greater than Result value	J	Estimated value detected below Reporting Limit

Analytical Environmental Services, Inc **Date:** 3-Aug-18

Client:	Wood Environment & Infrastructure	**Client Sample ID:**	MW-408DR-0718
Project Name:	AGL - Augusta	**Collection Date:**	7/19/2018 12:50:00 PM
Lab ID:	1807J12-008	**Matrix:**	Groundwater

Analyses	Result	Reporting Limit	Qual	Units	BatchID	Dilution Factor	Date Analyzed	Analyst
SIM Polynuclear Aromatic Hydrocarbons SW8270D				**(SW3510C)**				
Indeno(1,2,3-cd)pyrene	BRL	0.050		ug/L	264408	1	07/24/2018 21:40	YH
Dibenz(a,h)anthracene	BRL	0.10		ug/L	264408	1	07/24/2018 21:40	YH
Benzo(g,h,i)perylene	BRL	0.10		ug/L	264408	1	07/24/2018 21:40	YH
Surr: 4-Terphenyl-d14	122	59.9-128		%REC	264408	1	07/24/2018 21:40	YH
Mercury, Total SW7470A				**(SW7470A)**				
Mercury	BRL	0.00020		mg/L	264481	1	07/30/2018 13:44	AS
Cyanide SW9014				**(SW9010C)**				
Cyanide, Total	BRL	0.010		mg/L	264715	1	07/30/2018 13:00	CG

Qualifiers:

*	Value exceeds maximum contaminant level	E	Estimated (value above quantitation range)
BRL	Below reporting limit	S	Spike Recovery outside limits due to matrix
H	Holding times for preparation or analysis exceeded	Narr	See case narrative
N	Analyte not NELAC certified	NC	Not confirmed
B	Analyte detected in the associated method blank	<	Less than Result value
>	Greater than Result value	J	Estimated value detected below Reporting Limit

Analytical Environmental Services, Inc

Date: 3-Aug-18

Client:	Wood Environment & Infrastructure	**Client Sample ID:**	MW-408S-0718
Project Name:	AGL - Augusta	**Collection Date:**	7/19/2018 11:35:00 AM
Lab ID:	1807J12-009	**Matrix:**	Groundwater

Analyses	Result	Reporting Limit	Qual	Units	BatchID	Dilution Factor	Date Analyzed	Analyst
Volatile Organic Compounds by GC/MS SW8260B				**(SW5030B)**				
Acetone	BRL	50		ug/L	264469	1	07/25/2018 05:03	NP
Benzene	BRL	5.0		ug/L	264469	1	07/25/2018 05:03	NP
Carbon disulfide	BRL	5.0		ug/L	264469	1	07/25/2018 05:03	NP
Ethylbenzene	BRL	5.0		ug/L	264469	1	07/25/2018 05:03	NP
Methylene chloride	BRL	5.0		ug/L	264469	1	07/25/2018 05:03	NP
Trichloroethene	BRL	5.0		ug/L	264469	1	07/25/2018 05:03	NP
Toluene	BRL	5.0		ug/L	264469	1	07/25/2018 05:03	NP
Xylenes, Total	BRL	5.0		ug/L	264469	1	07/25/2018 05:03	NP
Surr: 4-Bromofluorobenzene	77.3	68-127		%REC	264469	1	07/25/2018 05:03	NP
Surr: Dibromofluoromethane	100	84.4-122		%REC	264469	1	07/25/2018 05:03	NP
Surr: Toluene-d8	91.1	80.1-116		%REC	264469	1	07/25/2018 05:03	NP
Total Metals by ICP/MS SW6020B				**(SW3005A)**				
Antimony	BRL	0.00600		mg/L	264380	1	07/24/2018 22:31	JW
Arsenic	BRL	0.0500		mg/L	264380	1	07/24/2018 22:31	JW
Barium	0.456	0.00400		mg/L	264380	1	07/24/2018 22:31	JW
Beryllium	BRL	0.00400		mg/L	264380	1	07/24/2018 22:31	JW
Cadmium	BRL	0.00500		mg/L	264380	1	07/24/2018 22:31	JW
Chromium	BRL	0.0100		mg/L	264380	1	07/24/2018 22:31	JW
Copper	BRL	0.0100		mg/L	264380	1	07/24/2018 22:31	JW
Lead	BRL	0.0100		mg/L	264380	1	07/24/2018 22:31	JW
Nickel	BRL	0.0200		mg/L	264380	1	07/24/2018 22:31	JW
Selenium	BRL	0.0200		mg/L	264380	1	07/24/2018 22:31	JW
Thallium	BRL	0.00200		mg/L	264380	1	07/24/2018 22:31	JW
Vanadium	BRL	0.0100		mg/L	264380	1	07/24/2018 22:31	JW
Zinc	BRL	0.0200		mg/L	264380	1	07/24/2018 22:31	JW
SIM Polynuclear Aromatic Hydrocarbons SW8270D				**(SW3510C)**				
Naphthalene	BRL	0.50		ug/L	264408	1	07/24/2018 22:07	YH
Acenaphthylene	BRL	1.0		ug/L	264408	1	07/24/2018 22:07	YH
Acenaphthene	BRL	0.50		ug/L	264408	1	07/24/2018 22:07	YH
Fluorene	BRL	0.10		ug/L	264408	1	07/24/2018 22:07	YH
Phenanthrene	BRL	0.050		ug/L	264408	1	07/24/2018 22:07	YH
Anthracene	BRL	0.050		ug/L	264408	1	07/24/2018 22:07	YH
Fluoranthene	BRL	0.10		ug/L	264408	1	07/24/2018 22:07	YH
Pyrene	BRL	0.050		ug/L	264408	1	07/24/2018 22:07	YH
Benz(a)anthracene	BRL	0.050		ug/L	264408	1	07/24/2018 22:07	YH
Chrysene	BRL	0.050		ug/L	264408	1	07/24/2018 22:07	YH
Benzo(b)fluoranthene	BRL	0.10		ug/L	264408	1	07/24/2018 22:07	YH
Benzo(k)fluoranthene	BRL	0.050		ug/L	264408	1	07/24/2018 22:07	YH
Benzo(a)pyrene	BRL	0.050		ug/L	264408	1	07/24/2018 22:07	YH

Qualifiers:

*	Value exceeds maximum contaminant level	E	Estimated (value above quantitation range)
BRL	Below reporting limit	S	Spike Recovery outside limits due to matrix
H	Holding times for preparation or analysis exceeded	Narr	See case narrative
N	Analyte not NELAC certified	NC	Not confirmed
B	Analyte detected in the associated method blank	<	Less than Result value
>	Greater than Result value	J	Estimated value detected below Reporting Limit

Analytical Environmental Services, Inc **Date:** 3-Aug-18

Client:	Wood Environment & Infrastructure	**Client Sample ID:**	MW-408S-0718
Project Name:	AGL - Augusta	**Collection Date:**	7/19/2018 11:35:00 AM
Lab ID:	1807J12-009	**Matrix:**	Groundwater

Analyses	Result	Reporting Limit	Qual	Units	BatchID	Dilution Factor	Date Analyzed	Analyst
SIM Polynuclear Aromatic Hydrocarbons SW8270D				**(SW3510C)**				
Indeno(1,2,3-cd)pyrene	BRL	0.050		ug/L	264408	1	07/24/2018 22:07	YH
Dibenz(a,h)anthracene	BRL	0.10		ug/L	264408	1	07/24/2018 22:07	YH
Benzo(g,h,i)perylene	BRL	0.10		ug/L	264408	1	07/24/2018 22:07	YH
Surr: 4-Terphenyl-d14	128	59.9-128		%REC	264408	1	07/24/2018 22:07	YH
Mercury, Total SW7470A				**(SW7470A)**				
Mercury	BRL	0.00020		mg/L	264481	1	07/30/2018 13:54	AS
Cyanide SW9014				**(SW9010C)**				
Cyanide, Total	BRL	0.010		mg/L	264715	1	07/30/2018 13:00	CG

Qualifiers:

*	Value exceeds maximum contaminant level	E	Estimated (value above quantitation range)
BRL	Below reporting limit	S	Spike Recovery outside limits due to matrix
H	Holding times for preparation or analysis exceeded	Narr	See case narrative
N	Analyte not NELAC certified	NC	Not confirmed
B	Analyte detected in the associated method blank	<	Less than Result value
>	Greater than Result value	J	Estimated value detected below Reporting Limit

Analytical Environmental Services, Inc

Date: 3-Aug-18

Client:	Wood Environment & Infrastructure	**Client Sample ID:**	MW-500BR-0718
Project Name:	AGL - Augusta	**Collection Date:**	7/19/2018 9:40:00 AM
Lab ID:	1807J12-010	**Matrix:**	Groundwater

Analyses	Result	Reporting Limit	Qual	Units	BatchID	Dilution Factor	Date Analyzed	Analyst
Volatile Organic Compounds by GC/MS SW8260B				**(SW5030B)**				
Acetone	BRL	5000		ug/L	264469	100	07/25/2018 01:08	NP
Benzene	12000	500		ug/L	264469	100	07/25/2018 01:08	NP
Carbon disulfide	BRL	500		ug/L	264469	100	07/25/2018 01:08	NP
Ethylbenzene	1400	500		ug/L	264469	100	07/25/2018 01:08	NP
Methylene chloride	BRL	500		ug/L	264469	100	07/25/2018 01:08	NP
Trichloroethene	BRL	500		ug/L	264469	100	07/25/2018 01:08	NP
Toluene	BRL	500		ug/L	264469	100	07/25/2018 01:08	NP
Xylenes, Total	BRL	500		ug/L	264469	100	07/25/2018 01:08	NP
Surr: 4-Bromofluorobenzene	80	68-127		%REC	264469	100	07/25/2018 01:08	NP
Surr: Dibromofluoromethane	98.4	84.4-122		%REC	264469	100	07/25/2018 01:08	NP
Surr: Toluene-d8	91.7	80.1-116		%REC	264469	100	07/25/2018 01:08	NP
Total Metals by ICP/MS SW6020B				**(SW3005A)**				
Antimony	BRL	0.00600		mg/L	264380	1	07/24/2018 22:34	JW
Arsenic	BRL	0.0500		mg/L	264380	1	07/24/2018 22:34	JW
Barium	0.506	0.00400		mg/L	264380	1	07/24/2018 22:34	JW
Beryllium	BRL	0.00400		mg/L	264380	1	07/24/2018 22:34	JW
Cadmium	BRL	0.00500		mg/L	264380	1	07/24/2018 22:34	JW
Chromium	BRL	0.0100		mg/L	264380	1	07/24/2018 22:34	JW
Copper	BRL	0.0100		mg/L	264380	1	07/24/2018 22:34	JW
Lead	BRL	0.0100		mg/L	264380	1	07/24/2018 22:34	JW
Nickel	BRL	0.0200		mg/L	264380	1	07/24/2018 22:34	JW
Selenium	BRL	0.0200		mg/L	264380	1	07/24/2018 22:34	JW
Thallium	BRL	0.00200		mg/L	264380	1	07/24/2018 22:34	JW
Vanadium	BRL	0.0100		mg/L	264380	1	07/24/2018 22:34	JW
Zinc	0.0268	0.0200		mg/L	264380	1	07/24/2018 22:34	JW
SIM Polynuclear Aromatic Hydrocarbons SW8270D				**(SW3510C)**				
Naphthalene	2700	500		ug/L	264408	1000	07/25/2018 21:26	YH
Acenaphthylene	BRL	1.0		ug/L	264408	1	07/24/2018 22:33	YH
Acenaphthene	72	50		ug/L	264408	100	07/25/2018 16:59	YH
Fluorene	15	10		ug/L	264408	100	07/25/2018 16:59	YH
Phenanthrene	14	5.0		ug/L	264408	100	07/25/2018 16:59	YH
Anthracene	2.4	0.050		ug/L	264408	1	07/24/2018 22:33	YH
Fluoranthene	1.1	0.10		ug/L	264408	1	07/24/2018 22:33	YH
Pyrene	1.2	0.050		ug/L	264408	1	07/24/2018 22:33	YH
Benz(a)anthracene	BRL	0.050		ug/L	264408	1	07/24/2018 22:33	YH
Chrysene	BRL	0.050		ug/L	264408	1	07/24/2018 22:33	YH
Benzo(b)fluoranthene	BRL	0.10		ug/L	264408	1	07/24/2018 22:33	YH
Benzo(k)fluoranthene	BRL	0.050		ug/L	264408	1	07/24/2018 22:33	YH
Benzo(a)pyrene	BRL	0.050		ug/L	264408	1	07/24/2018 22:33	YH

Qualifiers:

*	Value exceeds maximum contaminant level	E	Estimated (value above quantitation range)
BRL	Below reporting limit	S	Spike Recovery outside limits due to matrix
H	Holding times for preparation or analysis exceeded	Narr	See case narrative
N	Analyte not NELAC certified	NC	Not confirmed
B	Analyte detected in the associated method blank	<	Less than Result value
>	Greater than Result value	J	Estimated value detected below Reporting Limit

Analytical Environmental Services, Inc **Date:** 3-Aug-18

Client:	Wood Environment & Infrastructure	**Client Sample ID:**	MW-500BR-0718
Project Name:	AGL - Augusta	**Collection Date:**	7/19/2018 9:40:00 AM
Lab ID:	1807J12-010	**Matrix:**	Groundwater

Analyses	Result	Reporting Limit	Qual	Units	BatchID	Dilution Factor	Date Analyzed	Analyst
SIM Polynuclear Aromatic Hydrocarbons SW8270D				**(SW3510C)**				
Indeno(1,2,3-cd)pyrene	BRL	0.050		ug/L	264408	1	07/24/2018 22:33	YH
Dibenz(a,h)anthracene	BRL	0.10		ug/L	264408	1	07/24/2018 22:33	YH
Benzo(g,h,i)perylene	BRL	0.10		ug/L	264408	1	07/24/2018 22:33	YH
Surr: 4-Terphenyl-d14	129	59.9-128	S	%REC	264408	1	07/24/2018 22:33	YH
Mercury, Total SW7470A				**(SW7470A)**				
Mercury	BRL	0.00020		mg/L	264481	1	07/30/2018 13:58	AS
Cyanide SW9014				**(SW9010C)**				
Cyanide, Total	BRL	0.010		mg/L	264715	1	07/30/2018 13:00	CG

Qualifiers:

*	Value exceeds maximum contaminant level	E	Estimated (value above quantitation range)
BRL	Below reporting limit	S	Spike Recovery outside limits due to matrix
H	Holding times for preparation or analysis exceeded	Narr	See case narrative
N	Analyte not NELAC certified	NC	Not confirmed
B	Analyte detected in the associated method blank	<	Less than Result value
>	Greater than Result value	J	Estimated value detected below Reporting Limit

Analytical Environmental Services, Inc

Date: 3-Aug-18

Client:	Wood Environment & Infrastructure	**Client Sample ID:**	MW-505D-0718
Project Name:	AGL - Augusta	**Collection Date:**	7/19/2018 10:09:00 AM
Lab ID:	1807J12-011	**Matrix:**	Groundwater

Analyses	Result	Reporting Limit	Qual	Units	BatchID	Dilution Factor	Date Analyzed	Analyst
Volatile Organic Compounds by GC/MS SW8260B				**(SW5030B)**				
Acetone	BRL	50		ug/L	264469	1	07/25/2018 05:28	NP
Benzene	BRL	5.0		ug/L	264469	1	07/25/2018 05:28	NP
Carbon disulfide	BRL	5.0		ug/L	264469	1	07/25/2018 05:28	NP
Ethylbenzene	BRL	5.0		ug/L	264469	1	07/25/2018 05:28	NP
Methylene chloride	BRL	5.0		ug/L	264469	1	07/25/2018 05:28	NP
Trichloroethene	BRL	5.0		ug/L	264469	1	07/25/2018 05:28	NP
Toluene	BRL	5.0		ug/L	264469	1	07/25/2018 05:28	NP
Xylenes, Total	BRL	5.0		ug/L	264469	1	07/25/2018 05:28	NP
Surr: 4-Bromofluorobenzene	82	68-127		%REC	264469	1	07/25/2018 05:28	NP
Surr: Dibromofluoromethane	102	84.4-122		%REC	264469	1	07/25/2018 05:28	NP
Surr: Toluene-d8	91.3	80.1-116		%REC	264469	1	07/25/2018 05:28	NP
Total Metals by ICP/MS SW6020B				**(SW3005A)**				
Antimony	BRL	0.00600		mg/L	264380	1	07/24/2018 22:36	JW
Arsenic	BRL	0.0500		mg/L	264380	1	07/24/2018 22:36	JW
Barium	0.352	0.00400		mg/L	264380	1	07/24/2018 22:36	JW
Beryllium	BRL	0.00400		mg/L	264380	1	07/24/2018 22:36	JW
Cadmium	BRL	0.00500		mg/L	264380	1	07/24/2018 22:36	JW
Chromium	BRL	0.0100		mg/L	264380	1	07/24/2018 22:36	JW
Copper	BRL	0.0100		mg/L	264380	1	07/24/2018 22:36	JW
Lead	BRL	0.0100		mg/L	264380	1	07/24/2018 22:36	JW
Nickel	BRL	0.0200		mg/L	264380	1	07/24/2018 22:36	JW
Selenium	BRL	0.0200		mg/L	264380	1	07/24/2018 22:36	JW
Thallium	BRL	0.00200		mg/L	264380	1	07/24/2018 22:36	JW
Vanadium	BRL	0.0100		mg/L	264380	1	07/24/2018 22:36	JW
Zinc	BRL	0.0200		mg/L	264380	1	07/24/2018 22:36	JW
SIM Polynuclear Aromatic Hydrocarbons SW8270D				**(SW3510C)**				
Naphthalene	33	5.0		ug/L	264408	100	07/25/2018 17:27	YH
Acenaphthylene	BRL	1.0		ug/L	264408	1	07/24/2018 22:59	YH
Acenaphthene	8.8	0.50		ug/L	264408	1	07/24/2018 22:59	YH
Fluorene	1.3	0.10		ug/L	264408	1	07/24/2018 22:59	YH
Phenanthrene	1.1	0.050		ug/L	264408	1	07/24/2018 22:59	YH
Anthracene	0.20	0.050		ug/L	264408	1	07/24/2018 22:59	YH
Fluoranthene	0.42	0.10		ug/L	264408	1	07/24/2018 22:59	YH
Pyrene	0.61	0.050		ug/L	264408	1	07/24/2018 22:59	YH
Benz(a)anthracene	BRL	0.050		ug/L	264408	1	07/24/2018 22:59	YH
Chrysene	BRL	0.050		ug/L	264408	1	07/24/2018 22:59	YH
Benzo(b)fluoranthene	BRL	0.10		ug/L	264408	1	07/24/2018 22:59	YH
Benzo(k)fluoranthene	BRL	0.050		ug/L	264408	1	07/24/2018 22:59	YH
Benzo(a)pyrene	BRL	0.050		ug/L	264408	1	07/24/2018 22:59	YH

Qualifiers:

*	Value exceeds maximum contaminant level	E	Estimated (value above quantitation range)
BRL	Below reporting limit	S	Spike Recovery outside limits due to matrix
H	Holding times for preparation or analysis exceeded	Narr	See case narrative
N	Analyte not NELAC certified	NC	Not confirmed
B	Analyte detected in the associated method blank	<	Less than Result value
>	Greater than Result value	J	Estimated value detected below Reporting Limit

Analytical Environmental Services, Inc **Date:** 3-Aug-18

Client:	Wood Environment & Infrastructure	**Client Sample ID:**	MW-505D-0718
Project Name:	AGL - Augusta	**Collection Date:**	7/19/2018 10:09:00 AM
Lab ID:	1807J12-011	**Matrix:**	Groundwater

Analyses	Result	Reporting Limit	Qual	Units	BatchID	Dilution Factor	Date Analyzed	Analyst
SIM Polynuclear Aromatic Hydrocarbons SW8270D				**(SW3510C)**				
Indeno(1,2,3-cd)pyrene	BRL	0.050		ug/L	264408	1	07/24/2018 22:59	YH
Dibenz(a,h)anthracene	BRL	0.10		ug/L	264408	1	07/24/2018 22:59	YH
Benzo(g,h,i)perylene	BRL	0.10		ug/L	264408	1	07/24/2018 22:59	YH
Surr: 4-Terphenyl-d14	130	59.9-128	S	%REC	264408	1	07/24/2018 22:59	YH
Mercury, Total SW7470A				**(SW7470A)**				
Mercury	BRL	0.00020		mg/L	264481	1	07/30/2018 14:01	AS
Cyanide SW9014				**(SW9010C)**				
Cyanide, Total	BRL	0.010		mg/L	264715	1	07/30/2018 13:00	CG

Qualifiers:

*	Value exceeds maximum contaminant level	E	Estimated (value above quantitation range)
BRL	Below reporting limit	S	Spike Recovery outside limits due to matrix
H	Holding times for preparation or analysis exceeded	Narr	See case narrative
N	Analyte not NELAC certified	NC	Not confirmed
B	Analyte detected in the associated method blank	<	Less than Result value
>	Greater than Result value	J	Estimated value detected below Reporting Limit

Analytical Environmental Services, Inc **Date:** 3-Aug-18

Client:	Wood Environment & Infrastructure	**Client Sample ID:**	MW-513BR-0718
Project Name:	AGL - Augusta	**Collection Date:**	7/19/2018 2:30:00 PM
Lab ID:	1807J12-012	**Matrix:**	Groundwater

Analyses	Result	Reporting Limit	Qual	Units	BatchID	Dilution Factor	Date Analyzed	Analyst
Volatile Organic Compounds by GC/MS SW8260B				**(SW5030B)**				
Acetone	BRL	50		ug/L	264469	1	07/25/2018 05:54	NP
Benzene	BRL	5.0		ug/L	264469	1	07/25/2018 05:54	NP
Carbon disulfide	BRL	5.0		ug/L	264469	1	07/25/2018 05:54	NP
Ethylbenzene	BRL	5.0		ug/L	264469	1	07/25/2018 05:54	NP
Methylene chloride	BRL	5.0		ug/L	264469	1	07/25/2018 05:54	NP
Trichloroethene	BRL	5.0		ug/L	264469	1	07/25/2018 05:54	NP
Toluene	BRL	5.0		ug/L	264469	1	07/25/2018 05:54	NP
Xylenes, Total	BRL	5.0		ug/L	264469	1	07/25/2018 05:54	NP
Surr: 4-Bromofluorobenzene	79.8	68-127		%REC	264469	1	07/25/2018 05:54	NP
Surr: Dibromofluoromethane	100	84.4-122		%REC	264469	1	07/25/2018 05:54	NP
Surr: Toluene-d8	90.5	80.1-116		%REC	264469	1	07/25/2018 05:54	NP
Total Metals by ICP/MS SW6020B				**(SW3005A)**				
Antimony	BRL	0.00600		mg/L	264380	1	07/24/2018 21:56	JW
Arsenic	BRL	0.0500		mg/L	264380	1	07/24/2018 21:56	JW
Barium	0.333	0.00400		mg/L	264380	1	07/24/2018 21:56	JW
Beryllium	BRL	0.00400		mg/L	264380	1	07/24/2018 21:56	JW
Cadmium	BRL	0.00500		mg/L	264380	1	07/24/2018 21:56	JW
Chromium	BRL	0.0100		mg/L	264380	1	07/24/2018 21:56	JW
Copper	BRL	0.0100		mg/L	264380	1	07/24/2018 21:56	JW
Lead	BRL	0.0100		mg/L	264380	1	07/24/2018 21:56	JW
Nickel	BRL	0.0200		mg/L	264380	1	07/24/2018 21:56	JW
Selenium	BRL	0.0200		mg/L	264380	1	07/24/2018 21:56	JW
Thallium	BRL	0.00200		mg/L	264380	1	07/24/2018 21:56	JW
Vanadium	BRL	0.0100		mg/L	264380	1	07/24/2018 21:56	JW
Zinc	BRL	0.0200		mg/L	264380	1	07/24/2018 21:56	JW
SIM Polynuclear Aromatic Hydrocarbons SW8270D				**(SW3510C)**				
Naphthalene	BRL	0.50		ug/L	264408	1	07/24/2018 23:25	YH
Acenaphthylene	BRL	1.0		ug/L	264408	1	07/24/2018 23:25	YH
Acenaphthene	BRL	0.50		ug/L	264408	1	07/24/2018 23:25	YH
Fluorene	BRL	0.10		ug/L	264408	1	07/24/2018 23:25	YH
Phenanthrene	BRL	0.050		ug/L	264408	1	07/24/2018 23:25	YH
Anthracene	BRL	0.050		ug/L	264408	1	07/24/2018 23:25	YH
Fluoranthene	BRL	0.10		ug/L	264408	1	07/24/2018 23:25	YH
Pyrene	BRL	0.050		ug/L	264408	1	07/24/2018 23:25	YH
Benz(a)anthracene	BRL	0.050		ug/L	264408	1	07/24/2018 23:25	YH
Chrysene	BRL	0.050		ug/L	264408	1	07/24/2018 23:25	YH
Benzo(b)fluoranthene	BRL	0.10		ug/L	264408	1	07/24/2018 23:25	YH
Benzo(k)fluoranthene	BRL	0.050		ug/L	264408	1	07/24/2018 23:25	YH
Benzo(a)pyrene	BRL	0.050		ug/L	264408	1	07/24/2018 23:25	YH

Qualifiers:

*	Value exceeds maximum contaminant level	E	Estimated (value above quantitation range)
BRL	Below reporting limit	S	Spike Recovery outside limits due to matrix
H	Holding times for preparation or analysis exceeded	Narr	See case narrative
N	Analyte not NELAC certified	NC	Not confirmed
B	Analyte detected in the associated method blank	<	Less than Result value
>	Greater than Result value	J	Estimated value detected below Reporting Limit

Analytical Environmental Services, Inc **Date:** 3-Aug-18

Client:	Wood Environment & Infrastructure	**Client Sample ID:**	MW-513BR-0718
Project Name:	AGL - Augusta	**Collection Date:**	7/19/2018 2:30:00 PM
Lab ID:	1807J12-012	**Matrix:**	Groundwater

Analyses	Result	Reporting Limit	Qual	Units	BatchID	Dilution Factor	Date Analyzed	Analyst
SIM Polynuclear Aromatic Hydrocarbons SW8270D				**(SW3510C)**				
Indeno(1,2,3-cd)pyrene	BRL	0.050		ug/L	264408	1	07/24/2018 23:25	YH
Dibenz(a,h)anthracene	BRL	0.10		ug/L	264408	1	07/24/2018 23:25	YH
Benzo(g,h,i)perylene	BRL	0.10		ug/L	264408	1	07/24/2018 23:25	YH
Surr: 4-Terphenyl-d14	126	59.9-128		%REC	264408	1	07/24/2018 23:25	YH
Mercury, Total SW7470A				**(SW7470A)**				
Mercury	BRL	0.00020		mg/L	264818	1	08/01/2018 18:57	AS
Cyanide SW9014				**(SW9010C)**				
Cyanide, Total	BRL	0.010		mg/L	264714	1	07/30/2018 13:00	CG

Qualifiers:

*	Value exceeds maximum contaminant level	E	Estimated (value above quantitation range)
BRL	Below reporting limit	S	Spike Recovery outside limits due to matrix
H	Holding times for preparation or analysis exceeded	Narr	See case narrative
N	Analyte not NELAC certified	NC	Not confirmed
B	Analyte detected in the associated method blank	<	Less than Result value
>	Greater than Result value	J	Estimated value detected below Reporting Limit

Analytical Environmental Services, Inc

Date: 3-Aug-18

Client:	Wood Environment & Infrastructure	**Client Sample ID:**	TB-3-0718
Project Name:	AGL - Augusta	**Collection Date:**	7/20/2018
Lab ID:	1807J12-013	**Matrix:**	Aqueous

Analyses	Result	Reporting Limit	Qual	Units	BatchID	Dilution Factor	Date Analyzed	Analyst
Volatile Organic Compounds by GC/MS SW8260B				**(SW5030B)**				
Acetone	BRL	50		ug/L	264469	1	07/25/2018 00:16	NP
Benzene	BRL	5.0		ug/L	264469	1	07/25/2018 00:16	NP
Carbon disulfide	BRL	5.0		ug/L	264469	1	07/25/2018 00:16	NP
Ethylbenzene	BRL	5.0		ug/L	264469	1	07/25/2018 00:16	NP
Methylene chloride	BRL	5.0		ug/L	264469	1	07/25/2018 00:16	NP
Trichloroethene	BRL	5.0		ug/L	264469	1	07/25/2018 00:16	NP
Toluene	BRL	5.0		ug/L	264469	1	07/25/2018 00:16	NP
Xylenes, Total	BRL	5.0		ug/L	264469	1	07/25/2018 00:16	NP
Surr: 4-Bromofluorobenzene	77.8	68-127		%REC	264469	1	07/25/2018 00:16	NP
Surr: Dibromofluoromethane	100	84.4-122		%REC	264469	1	07/25/2018 00:16	NP
Surr: Toluene-d8	91.6	80.1-116		%REC	264469	1	07/25/2018 00:16	NP

Qualifiers:

*	Value exceeds maximum contaminant level	E	Estimated (value above quantitation range)
BRL	Below reporting limit	S	Spike Recovery outside limits due to matrix
H	Holding times for preparation or analysis exceeded	Narr	See case narrative
N	Analyte not NELAC certified	NC	Not confirmed
B	Analyte detected in the associated method blank	<	Less than Result value
>	Greater than Result value	J	Estimated value detected below Reporting Limit

Analytical Environmental Services, Inc

Date: 3-Aug-18

Client:	Wood Environment & Infrastructure	**Client Sample ID:**	MW-203-0718
Project Name:	AGL - Augusta	**Collection Date:**	7/20/2018 9:51:00 AM
Lab ID:	1807J12-014	**Matrix:**	Groundwater

Analyses	Result	Reporting Limit	Qual	Units	BatchID	Dilution Factor	Date Analyzed	Analyst
Volatile Organic Compounds by GC/MS SW8260B				**(SW5030B)**				
Acetone	BRL	50		ug/L	264469	1	07/25/2018 07:12	NP
Benzene	BRL	5.0		ug/L	264469	1	07/25/2018 07:12	NP
Carbon disulfide	BRL	5.0		ug/L	264469	1	07/25/2018 07:12	NP
Ethylbenzene	BRL	5.0		ug/L	264469	1	07/25/2018 07:12	NP
Methylene chloride	BRL	5.0		ug/L	264469	1	07/25/2018 07:12	NP
Trichloroethene	BRL	5.0		ug/L	264469	1	07/25/2018 07:12	NP
Toluene	BRL	5.0		ug/L	264469	1	07/25/2018 07:12	NP
Xylenes, Total	BRL	5.0		ug/L	264469	1	07/25/2018 07:12	NP
Surr: 4-Bromofluorobenzene	77.7	68-127		%REC	264469	1	07/25/2018 07:12	NP
Surr: Dibromofluoromethane	102	84.4-122		%REC	264469	1	07/25/2018 07:12	NP
Surr: Toluene-d8	91.8	80.1-116		%REC	264469	1	07/25/2018 07:12	NP
Total Metals by ICP/MS SW6020B				**(SW3005A)**				
Antimony	BRL	0.00600		mg/L	264380	1	07/24/2018 22:38	JW
Arsenic	BRL	0.0500		mg/L	264380	1	07/24/2018 22:38	JW
Barium	0.0592	0.00400		mg/L	264380	1	07/24/2018 22:38	JW
Beryllium	BRL	0.00400		mg/L	264380	1	07/24/2018 22:38	JW
Cadmium	BRL	0.00500		mg/L	264380	1	07/24/2018 22:38	JW
Chromium	BRL	0.0100		mg/L	264380	1	07/24/2018 22:38	JW
Copper	BRL	0.0100		mg/L	264380	1	07/24/2018 22:38	JW
Lead	BRL	0.0100		mg/L	264380	1	07/24/2018 22:38	JW
Nickel	BRL	0.0200		mg/L	264380	1	07/24/2018 22:38	JW
Selenium	BRL	0.0200		mg/L	264380	1	07/24/2018 22:38	JW
Thallium	BRL	0.00200		mg/L	264380	1	07/24/2018 22:38	JW
Vanadium	0.0199	0.0100		mg/L	264380	1	07/24/2018 22:38	JW
Zinc	BRL	0.0200		mg/L	264380	1	07/24/2018 22:38	JW
SIM Polynuclear Aromatic Hydrocarbons SW8270D				**(SW3510C)**				
Naphthalene	BRL	0.50		ug/L	264408	1	07/25/2018 18:46	YH
Acenaphthylene	BRL	1.0		ug/L	264408	1	07/25/2018 18:46	YH
Acenaphthene	BRL	0.50		ug/L	264408	1	07/25/2018 18:46	YH
Fluorene	BRL	0.10		ug/L	264408	1	07/25/2018 18:46	YH
Phenanthrene	BRL	0.050		ug/L	264408	1	07/25/2018 18:46	YH
Anthracene	BRL	0.050		ug/L	264408	1	07/25/2018 18:46	YH
Fluoranthene	BRL	0.10		ug/L	264408	1	07/25/2018 18:46	YH
Pyrene	BRL	0.050		ug/L	264408	1	07/25/2018 18:46	YH
Benz(a)anthracene	BRL	0.050		ug/L	264408	1	07/25/2018 18:46	YH
Chrysene	BRL	0.050		ug/L	264408	1	07/25/2018 18:46	YH
Benzo(b)fluoranthene	BRL	0.10		ug/L	264408	1	07/25/2018 18:46	YH
Benzo(k)fluoranthene	BRL	0.050		ug/L	264408	1	07/25/2018 18:46	YH
Benzo(a)pyrene	BRL	0.050		ug/L	264408	1	07/25/2018 18:46	YH

Qualifiers:

*	Value exceeds maximum contaminant level	E	Estimated (value above quantitation range)
BRL	Below reporting limit	S	Spike Recovery outside limits due to matrix
H	Holding times for preparation or analysis exceeded	Narr	See case narrative
N	Analyte not NELAC certified	NC	Not confirmed
B	Analyte detected in the associated method blank	<	Less than Result value
>	Greater than Result value	J	Estimated value detected below Reporting Limit

Analytical Environmental Services, Inc **Date:** 3-Aug-18

Client:	Wood Environment & Infrastructure	**Client Sample ID:**	MW-203-0718
Project Name:	AGL - Augusta	**Collection Date:**	7/20/2018 9:51:00 AM
Lab ID:	1807J12-014	**Matrix:**	Groundwater

Analyses	Result	Reporting Limit	Qual	Units	BatchID	Dilution Factor	Date Analyzed	Analyst
SIM Polynuclear Aromatic Hydrocarbons SW8270D				**(SW3510C)**				
Indeno(1,2,3-cd)pyrene	BRL	0.050		ug/L	264408	1	07/25/2018 18:46	YH
Dibenz(a,h)anthracene	BRL	0.10		ug/L	264408	1	07/25/2018 18:46	YH
Benzo(g,h,i)perylene	BRL	0.10		ug/L	264408	1	07/25/2018 18:46	YH
Surr: 4-Terphenyl-d14	96.1	59.9-128		%REC	264408	1	07/25/2018 18:46	YH
Mercury, Total SW7470A				**(SW7470A)**				
Mercury	BRL	0.00020		mg/L	264481	1	07/30/2018 14:08	AS
Cyanide SW9014				**(SW9010C)**				
Cyanide, Total	BRL	0.010		mg/L	264715	1	07/30/2018 13:00	CG

Qualifiers:

*	Value exceeds maximum contaminant level	E	Estimated (value above quantitation range)
BRL	Below reporting limit	S	Spike Recovery outside limits due to matrix
H	Holding times for preparation or analysis exceeded	Narr	See case narrative
N	Analyte not NELAC certified	NC	Not confirmed
B	Analyte detected in the associated method blank	<	Less than Result value
>	Greater than Result value	J	Estimated value detected below Reporting Limit

Analytical Environmental Services, Inc

Date: 3-Aug-18

Client:	Wood Environment & Infrastructure	**Client Sample ID:**	MW-315-0718
Project Name:	AGL - Augusta	**Collection Date:**	7/20/2018 8:45:00 AM
Lab ID:	1807J12-015	**Matrix:**	Groundwater

Analyses	Result	Reporting Limit	Qual	Units	BatchID	Dilution Factor	Date Analyzed	Analyst
Volatile Organic Compounds by GC/MS SW8260B				**(SW5030B)**				
Acetone	BRL	50		ug/L	264469	1	07/25/2018 07:38	NP
Benzene	BRL	5.0		ug/L	264469	1	07/25/2018 07:38	NP
Carbon disulfide	BRL	5.0		ug/L	264469	1	07/25/2018 07:38	NP
Ethylbenzene	BRL	5.0		ug/L	264469	1	07/25/2018 07:38	NP
Methylene chloride	BRL	5.0		ug/L	264469	1	07/25/2018 07:38	NP
Trichloroethene	BRL	5.0		ug/L	264469	1	07/25/2018 07:38	NP
Toluene	BRL	5.0		ug/L	264469	1	07/25/2018 07:38	NP
Xylenes, Total	BRL	5.0		ug/L	264469	1	07/25/2018 07:38	NP
Surr: 4-Bromofluorobenzene	79.4	68-127		%REC	264469	1	07/25/2018 07:38	NP
Surr: Dibromofluoromethane	101	84.4-122		%REC	264469	1	07/25/2018 07:38	NP
Surr: Toluene-d8	92.6	80.1-116		%REC	264469	1	07/25/2018 07:38	NP
Total Metals by ICP/MS SW6020B				**(SW3005A)**				
Antimony	BRL	0.00600		mg/L	264380	1	07/24/2018 22:40	JW
Arsenic	BRL	0.0500		mg/L	264380	1	07/24/2018 22:40	JW
Barium	0.395	0.00400		mg/L	264380	1	07/24/2018 22:40	JW
Beryllium	BRL	0.00400		mg/L	264380	1	07/24/2018 22:40	JW
Cadmium	BRL	0.00500		mg/L	264380	1	07/24/2018 22:40	JW
Chromium	BRL	0.0100		mg/L	264380	1	07/24/2018 22:40	JW
Copper	BRL	0.0100		mg/L	264380	1	07/24/2018 22:40	JW
Lead	BRL	0.0100		mg/L	264380	1	07/24/2018 22:40	JW
Nickel	BRL	0.0200		mg/L	264380	1	07/24/2018 22:40	JW
Selenium	BRL	0.0200		mg/L	264380	1	07/24/2018 22:40	JW
Thallium	BRL	0.00200		mg/L	264380	1	07/24/2018 22:40	JW
Vanadium	BRL	0.0100		mg/L	264380	1	07/24/2018 22:40	JW
Zinc	BRL	0.0200		mg/L	264380	1	07/24/2018 22:40	JW
SIM Polynuclear Aromatic Hydrocarbons SW8270D				**(SW3510C)**				
Naphthalene	BRL	0.50		ug/L	264517	1	07/26/2018 12:49	YH
Acenaphthylene	BRL	1.0		ug/L	264517	1	07/26/2018 12:49	YH
Acenaphthene	3.1	0.50		ug/L	264517	1	07/26/2018 12:49	YH
Fluorene	BRL	0.10		ug/L	264517	1	07/26/2018 12:49	YH
Phenanthrene	BRL	0.050		ug/L	264517	1	07/26/2018 12:49	YH
Anthracene	BRL	0.050		ug/L	264517	1	07/26/2018 12:49	YH
Fluoranthene	BRL	0.10		ug/L	264517	1	07/26/2018 12:49	YH
Pyrene	0.070	0.050		ug/L	264517	1	07/26/2018 12:49	YH
Benz(a)anthracene	BRL	0.050		ug/L	264517	1	07/26/2018 12:49	YH
Chrysene	BRL	0.050		ug/L	264517	1	07/26/2018 12:49	YH
Benzo(b)fluoranthene	BRL	0.10		ug/L	264517	1	07/26/2018 12:49	YH
Benzo(k)fluoranthene	BRL	0.050		ug/L	264517	1	07/26/2018 12:49	YH
Benzo(a)pyrene	BRL	0.050		ug/L	264517	1	07/26/2018 12:49	YH

Qualifiers:

*	Value exceeds maximum contaminant level	E	Estimated (value above quantitation range)
BRL	Below reporting limit	S	Spike Recovery outside limits due to matrix
H	Holding times for preparation or analysis exceeded	Narr	See case narrative
N	Analyte not NELAC certified	NC	Not confirmed
B	Analyte detected in the associated method blank	<	Less than Result value
>	Greater than Result value	J	Estimated value detected below Reporting Limit

Analytical Environmental Services, Inc **Date:** 3-Aug-18

Client:	Wood Environment & Infrastructure	**Client Sample ID:**	MW-315-0718
Project Name:	AGL - Augusta	**Collection Date:**	7/20/2018 8:45:00 AM
Lab ID:	1807J12-015	**Matrix:**	Groundwater

Analyses	Result	Reporting Limit	Qual	Units	BatchID	Dilution Factor	Date Analyzed	Analyst
SIM Polynuclear Aromatic Hydrocarbons SW8270D				**(SW3510C)**				
Indeno(1,2,3-cd)pyrene	BRL	0.050		ug/L	264517	1	07/26/2018 12:49	YH
Dibenz(a,h)anthracene	BRL	0.10		ug/L	264517	1	07/26/2018 12:49	YH
Benzo(g,h,i)perylene	BRL	0.10		ug/L	264517	1	07/26/2018 12:49	YH
Surr: 4-Terphenyl-d14	117	59.9-128		%REC	264517	1	07/26/2018 12:49	YH
Mercury, Total SW7470A				**(SW7470A)**				
Mercury	BRL	0.00020		mg/L	264481	1	07/30/2018 14:11	AS
Cyanide SW9014				**(SW9010C)**				
Cyanide, Total	BRL	0.010		mg/L	264715	1	07/30/2018 13:00	CG

Qualifiers:

*	Value exceeds maximum contaminant level	E	Estimated (value above quantitation range)
BRL	Below reporting limit	S	Spike Recovery outside limits due to matrix
H	Holding times for preparation or analysis exceeded	Narr	See case narrative
N	Analyte not NELAC certified	NC	Not confirmed
B	Analyte detected in the associated method blank	<	Less than Result value
>	Greater than Result value	J	Estimated value detected below Reporting Limit

Analytical Environmental Services, Inc

Date: 3-Aug-18

Client:	Wood Environment & Infrastructure	**Client Sample ID:**	MW-319-0718
Project Name:	AGL - Augusta	**Collection Date:**	7/20/2018 9:50:00 AM
Lab ID:	1807J12-016	**Matrix:**	Groundwater

Analyses	Result	Reporting Limit	Qual	Units	BatchID	Dilution Factor	Date Analyzed	Analyst
Volatile Organic Compounds by GC/MS SW8260B				**(SW5030B)**				
Acetone	BRL	50		ug/L	264469	1	07/25/2018 08:04	NP
Benzene	BRL	5.0		ug/L	264469	1	07/25/2018 08:04	NP
Carbon disulfide	BRL	5.0		ug/L	264469	1	07/25/2018 08:04	NP
Ethylbenzene	BRL	5.0		ug/L	264469	1	07/25/2018 08:04	NP
Methylene chloride	BRL	5.0		ug/L	264469	1	07/25/2018 08:04	NP
Trichloroethene	BRL	5.0		ug/L	264469	1	07/25/2018 08:04	NP
Toluene	BRL	5.0		ug/L	264469	1	07/25/2018 08:04	NP
Xylenes, Total	BRL	5.0		ug/L	264469	1	07/25/2018 08:04	NP
Surr: 4-Bromofluorobenzene	77.9	68-127		%REC	264469	1	07/25/2018 08:04	NP
Surr: Dibromofluoromethane	102	84.4-122		%REC	264469	1	07/25/2018 08:04	NP
Surr: Toluene-d8	91.3	80.1-116		%REC	264469	1	07/25/2018 08:04	NP
Total Metals by ICP/MS SW6020B				**(SW3005A)**				
Antimony	BRL	0.00600		mg/L	264380	1	07/24/2018 22:42	JW
Arsenic	BRL	0.0500		mg/L	264380	1	07/24/2018 22:42	JW
Barium	0.475	0.00400		mg/L	264380	1	07/24/2018 22:42	JW
Beryllium	BRL	0.00400		mg/L	264380	1	07/24/2018 22:42	JW
Cadmium	BRL	0.00500		mg/L	264380	1	07/24/2018 22:42	JW
Chromium	BRL	0.0100		mg/L	264380	1	07/24/2018 22:42	JW
Copper	BRL	0.0100		mg/L	264380	1	07/24/2018 22:42	JW
Lead	BRL	0.0100		mg/L	264380	1	07/24/2018 22:42	JW
Nickel	BRL	0.0200		mg/L	264380	1	07/24/2018 22:42	JW
Selenium	BRL	0.0200		mg/L	264380	1	07/24/2018 22:42	JW
Thallium	BRL	0.00200		mg/L	264380	1	07/24/2018 22:42	JW
Vanadium	BRL	0.0100		mg/L	264380	1	07/24/2018 22:42	JW
Zinc	BRL	0.0200		mg/L	264380	1	07/24/2018 22:42	JW
SIM Polynuclear Aromatic Hydrocarbons SW8270D				**(SW3510C)**				
Naphthalene	BRL	0.50		ug/L	264517	1	07/26/2018 13:16	YH
Acenaphthylene	BRL	1.0		ug/L	264517	1	07/26/2018 13:16	YH
Acenaphthene	BRL	0.50		ug/L	264517	1	07/26/2018 13:16	YH
Fluorene	BRL	0.10		ug/L	264517	1	07/26/2018 13:16	YH
Phenanthrene	BRL	0.050		ug/L	264517	1	07/26/2018 13:16	YH
Anthracene	BRL	0.050		ug/L	264517	1	07/26/2018 13:16	YH
Fluoranthene	BRL	0.10		ug/L	264517	1	07/26/2018 13:16	YH
Pyrene	BRL	0.050		ug/L	264517	1	07/26/2018 13:16	YH
Benz(a)anthracene	BRL	0.050		ug/L	264517	1	07/26/2018 13:16	YH
Chrysene	BRL	0.050		ug/L	264517	1	07/26/2018 13:16	YH
Benzo(b)fluoranthene	BRL	0.10		ug/L	264517	1	07/26/2018 13:16	YH
Benzo(k)fluoranthene	BRL	0.050		ug/L	264517	1	07/26/2018 13:16	YH
Benzo(a)pyrene	BRL	0.050		ug/L	264517	1	07/26/2018 13:16	YH

Qualifiers:

*	Value exceeds maximum contaminant level	E	Estimated (value above quantitation range)
BRL	Below reporting limit	S	Spike Recovery outside limits due to matrix
H	Holding times for preparation or analysis exceeded	Narr	See case narrative
N	Analyte not NELAC certified	NC	Not confirmed
B	Analyte detected in the associated method blank	<	Less than Result value
>	Greater than Result value	J	Estimated value detected below Reporting Limit

Analytical Environmental Services, Inc **Date:** 3-Aug-18

Client:	Wood Environment & Infrastructure	**Client Sample ID:**	MW-319-0718
Project Name:	AGL - Augusta	**Collection Date:**	7/20/2018 9:50:00 AM
Lab ID:	1807J12-016	**Matrix:**	Groundwater

Analyses	Result	Reporting Limit	Qual	Units	BatchID	Dilution Factor	Date Analyzed	Analyst
SIM Polynuclear Aromatic Hydrocarbons SW8270D				**(SW3510C)**				
Indeno(1,2,3-cd)pyrene	BRL	0.050		ug/L	264517	1	07/26/2018 13:16	YH
Dibenz(a,h)anthracene	BRL	0.10		ug/L	264517	1	07/26/2018 13:16	YH
Benzo(g,h,i)perylene	BRL	0.10		ug/L	264517	1	07/26/2018 13:16	YH
Surr: 4-Terphenyl-d14	134	59.9-128	S	%REC	264517	1	07/26/2018 13:16	YH
Mercury, Total SW7470A				**(SW7470A)**				
Mercury	BRL	0.00020		mg/L	264481	1	07/30/2018 14:14	AS
Cyanide SW9014				**(SW9010C)**				
Cyanide, Total	BRL	0.010		mg/L	264715	1	07/30/2018 13:00	CG

Qualifiers:

*	Value exceeds maximum contaminant level	E	Estimated (value above quantitation range)
BRL	Below reporting limit	S	Spike Recovery outside limits due to matrix
H	Holding times for preparation or analysis exceeded	Narr	See case narrative
N	Analyte not NELAC certified	NC	Not confirmed
B	Analyte detected in the associated method blank	<	Less than Result value
>	Greater than Result value	J	Estimated value detected below Reporting Limit

Analytical Environmental Services, Inc

Date: 3-Aug-18

Client:	Wood Environment & Infrastructure	**Client Sample ID:**	MW-320-0718
Project Name:	AGL - Augusta	**Collection Date:**	7/20/2018 11:20:00 AM
Lab ID:	1807J12-017	**Matrix:**	Groundwater

Analyses	Result	Reporting Limit	Qual	Units	BatchID	Dilution Factor	Date Analyzed	Analyst
Volatile Organic Compounds by GC/MS SW8260B				**(SW5030B)**				
Acetone	BRL	50		ug/L	264469	1	07/25/2018 08:30	NP
Benzene	BRL	5.0		ug/L	264469	1	07/25/2018 08:30	NP
Carbon disulfide	BRL	5.0		ug/L	264469	1	07/25/2018 08:30	NP
Ethylbenzene	BRL	5.0		ug/L	264469	1	07/25/2018 08:30	NP
Methylene chloride	BRL	5.0		ug/L	264469	1	07/25/2018 08:30	NP
Trichloroethene	BRL	5.0		ug/L	264469	1	07/25/2018 08:30	NP
Toluene	BRL	5.0		ug/L	264469	1	07/25/2018 08:30	NP
Xylenes, Total	BRL	5.0		ug/L	264469	1	07/25/2018 08:30	NP
Surr: 4-Bromofluorobenzene	76.5	68-127		%REC	264469	1	07/25/2018 08:30	NP
Surr: Dibromofluoromethane	100	84.4-122		%REC	264469	1	07/25/2018 08:30	NP
Surr: Toluene-d8	90.4	80.1-116		%REC	264469	1	07/25/2018 08:30	NP
Total Metals by ICP/MS SW6020B				**(SW3005A)**				
Antimony	BRL	0.00600		mg/L	264381	1	07/24/2018 22:56	JW
Arsenic	BRL	0.0500		mg/L	264381	1	07/24/2018 22:56	JW
Barium	0.229	0.00400		mg/L	264381	1	07/24/2018 22:56	JW
Beryllium	BRL	0.00400		mg/L	264381	1	07/24/2018 22:56	JW
Cadmium	BRL	0.00500		mg/L	264381	1	07/24/2018 22:56	JW
Chromium	BRL	0.0100		mg/L	264381	1	07/24/2018 22:56	JW
Copper	BRL	0.0100		mg/L	264381	1	07/24/2018 22:56	JW
Lead	BRL	0.0100		mg/L	264381	1	07/24/2018 22:56	JW
Nickel	BRL	0.0200		mg/L	264381	1	07/24/2018 22:56	JW
Selenium	BRL	0.0200		mg/L	264381	1	07/24/2018 22:56	JW
Thallium	BRL	0.00200		mg/L	264381	1	07/24/2018 22:56	JW
Vanadium	BRL	0.0100		mg/L	264381	1	07/24/2018 22:56	JW
Zinc	BRL	0.0200		mg/L	264381	1	07/24/2018 22:56	JW
SIM Polynuclear Aromatic Hydrocarbons SW8270D				**(SW3510C)**				
Naphthalene	BRL	0.50		ug/L	264517	1	07/26/2018 13:43	YH
Acenaphthylene	BRL	1.0		ug/L	264517	1	07/26/2018 13:43	YH
Acenaphthene	BRL	0.50		ug/L	264517	1	07/26/2018 13:43	YH
Fluorene	BRL	0.10		ug/L	264517	1	07/26/2018 13:43	YH
Phenanthrene	BRL	0.050		ug/L	264517	1	07/26/2018 13:43	YH
Anthracene	BRL	0.050		ug/L	264517	1	07/26/2018 13:43	YH
Fluoranthene	BRL	0.10		ug/L	264517	1	07/26/2018 13:43	YH
Pyrene	0.054	0.050		ug/L	264517	1	07/26/2018 13:43	YH
Benz(a)anthracene	0.12	0.050		ug/L	264517	1	07/26/2018 13:43	YH
Chrysene	0.16	0.050		ug/L	264517	1	07/26/2018 13:43	YH
Benzo(b)fluoranthene	0.13	0.10		ug/L	264517	1	07/26/2018 13:43	YH
Benzo(k)fluoranthene	0.13	0.050		ug/L	264517	1	07/26/2018 13:43	YH
Benzo(a)pyrene	0.065	0.050		ug/L	264517	1	07/26/2018 13:43	YH

Qualifiers:

*	Value exceeds maximum contaminant level	E	Estimated (value above quantitation range)
BRL	Below reporting limit	S	Spike Recovery outside limits due to matrix
H	Holding times for preparation or analysis exceeded	Narr	See case narrative
N	Analyte not NELAC certified	NC	Not confirmed
B	Analyte detected in the associated method blank	<	Less than Result value
>	Greater than Result value	J	Estimated value detected below Reporting Limit

Analytical Environmental Services, Inc **Date:** 3-Aug-18

Client:	Wood Environment & Infrastructure	**Client Sample ID:**	MW-320-0718
Project Name:	AGL - Augusta	**Collection Date:**	7/20/2018 11:20:00 AM
Lab ID:	1807J12-017	**Matrix:**	Groundwater

Analyses	Result	Reporting Limit	Qual	Units	BatchID	Dilution Factor	Date Analyzed	Analyst
SIM Polynuclear Aromatic Hydrocarbons SW8270D				**(SW3510C)**				
Indeno(1,2,3-cd)pyrene	0.13	0.050		ug/L	264517	1	07/26/2018 13:43	YH
Dibenz(a,h)anthracene	0.15	0.10		ug/L	264517	1	07/26/2018 13:43	YH
Benzo(g,h,i)perylene	0.13	0.10		ug/L	264517	1	07/26/2018 13:43	YH
Surr: 4-Terphenyl-d14	116	59.9-128		%REC	264517	1	07/26/2018 13:43	YH
Mercury, Total SW7470A				**(SW7470A)**				
Mercury	BRL	0.00020		mg/L	264481	1	07/30/2018 12:51	AS
Cyanide SW9014				**(SW9010C)**				
Cyanide, Total	BRL	0.010		mg/L	264715	1	07/30/2018 13:00	CG

Qualifiers:

*	Value exceeds maximum contaminant level	E	Estimated (value above quantitation range)
BRL	Below reporting limit	S	Spike Recovery outside limits due to matrix
H	Holding times for preparation or analysis exceeded	Narr	See case narrative
N	Analyte not NELAC certified	NC	Not confirmed
B	Analyte detected in the associated method blank	<	Less than Result value
>	Greater than Result value	J	Estimated value detected below Reporting Limit

Analytical Environmental Services, Inc

Date: 3-Aug-18

Client:	Wood Environment & Infrastructure	**Client Sample ID:**	TRIP BLANK 2
Project Name:	AGL - Augusta	**Collection Date:**	7/20/2018
Lab ID:	1807J12-018	**Matrix:**	Aqueous

Analyses	Result	Reporting Limit	Qual	Units	BatchID	Dilution Factor	Date Analyzed	Analyst
Volatile Organic Compounds by GC/MS SW8260B				**(SW5030B)**				
Acetone	BRL	50		ug/L	264469	1	07/25/2018 00:42	NP
Benzene	BRL	5.0		ug/L	264469	1	07/25/2018 00:42	NP
Carbon disulfide	BRL	5.0		ug/L	264469	1	07/25/2018 00:42	NP
Ethylbenzene	BRL	5.0		ug/L	264469	1	07/25/2018 00:42	NP
Methylene chloride	BRL	5.0		ug/L	264469	1	07/25/2018 00:42	NP
Trichloroethene	BRL	5.0		ug/L	264469	1	07/25/2018 00:42	NP
Toluene	BRL	5.0		ug/L	264469	1	07/25/2018 00:42	NP
Xylenes, Total	BRL	5.0		ug/L	264469	1	07/25/2018 00:42	NP
Surr: 4-Bromofluorobenzene	80.3	68-127		%REC	264469	1	07/25/2018 00:42	NP
Surr: Dibromofluoromethane	98.7	84.4-122		%REC	264469	1	07/25/2018 00:42	NP
Surr: Toluene-d8	91.4	80.1-116		%REC	264469	1	07/25/2018 00:42	NP

Qualifiers:

*	Value exceeds maximum contaminant level	E	Estimated (value above quantitation range)
BRL	Below reporting limit	S	Spike Recovery outside limits due to matrix
H	Holding times for preparation or analysis exceeded	Narr	See case narrative
N	Analyte not NELAC certified	NC	Not confirmed
B	Analyte detected in the associated method blank	<	Less than Result value
>	Greater than Result value	J	Estimated value detected below Reporting Limit

Analytical Environmental Services, Inc

Date: 3-Aug-18

SUMMARY OF ANALYTES DETECTED

Analyses	Result	Qual	MDL	Reporting Limit	Units	BatchID	Dilution Factor
Client Sample ID: MW-21-0718				**Lab ID:** 1807J12-001			
Collection Date: 7/19/2018 12:20:00 PM				**Matrix:** Groundwater			
Volatile Organic Compounds by GC/MS SW8260B				**(SW5030B)**			
Trichloroethene	7.4		0.30	5.0	ug/L	264469	1
Total Metals by ICP/MS SW6020B				**(SW3005A)**			
Barium	0.0759		0.000205	0.00400	mg/L	264380	1
Client Sample ID: MW-22-0718				**Lab ID:** 1807J12-002			
Collection Date: 7/19/2018 4:01:00 PM				**Matrix:** Groundwater			
Total Metals by ICP/MS SW6020B				**(SW3005A)**			
Barium	0.0330		0.000205	0.00400	mg/L	264380	1
Client Sample ID: MW-206-0718				**Lab ID:** 1807J12-003			
Collection Date: 7/19/2018 11:51:00 AM				**Matrix:** Groundwater			
Total Metals by ICP/MS SW6020B				**(SW3005A)**			
Barium	0.369		0.000205	0.00400	mg/L	264380	1
Client Sample ID: MW-214-0718				**Lab ID:** 1807J12-004			
Collection Date: 7/19/2018 2:19:00 PM				**Matrix:** Groundwater			
Total Metals by ICP/MS SW6020B				**(SW3005A)**			
Barium	0.358		0.000205	0.00400	mg/L	264380	1
Client Sample ID: MW-313-0718				**Lab ID:** 1807J12-005			
Collection Date: 7/19/2018 10:25:00 AM				**Matrix:** Groundwater			
Total Metals by ICP/MS SW6020B				**(SW3005A)**			
Barium	0.203		0.000205	0.00400	mg/L	264380	1
Client Sample ID: MW-318-0718				**Lab ID:** 1807J12-006			
Collection Date: 7/19/2018 4:00:00 PM				**Matrix:** Groundwater			
Volatile Organic Compounds by GC/MS SW8260B				**(SW5030B)**			
Benzene	5.6		0.37	5.0	ug/L	264469	1
Total Metals by ICP/MS SW6020B				**(SW3005A)**			
Barium	0.480		0.000205	0.00400	mg/L	264380	1
SIM Polynuclear Aromatic Hydrocarbons SW8270D				**(SW3510C)**			
Acenaphthene	9.5		0.17	5.0	ug/L	264408	10
Fluorene	1.6		0.019	0.10	ug/L	264408	1
Phenanthrene	0.64		0.022	0.050	ug/L	264408	1
Anthracene	0.19		0.026	0.050	ug/L	264408	1
Pyrene	0.12		0.015	0.050	ug/L	264408	1
Client Sample ID: MW-325-0718				**Lab ID:** 1807J12-007			
Collection Date: 7/19/2018 10:15:00 AM				**Matrix:** Groundwater			
Total Metals by ICP/MS SW6020B				**(SW3005A)**			
Barium	0.106		0.000205	0.00400	mg/L	264380	1
SIM Polynuclear Aromatic Hydrocarbons SW8270D				**(SW3510C)**			
Pyrene	0.061		0.015	0.050	ug/L	264408	1
Benz(a)anthracene	0.20		0.018	0.050	ug/L	264408	1
Chrysene	0.40		0.017	0.050	ug/L	264408	1
Benzo(b)fluoranthene	0.15		0.020	0.10	ug/L	264408	1
Benzo(k)fluoranthene	0.32		0.026	0.050	ug/L	264408	1
Benzo(a)pyrene	0.16		0.022	0.050	ug/L	264408	1

Analytical Environmental Services, Inc

Date: 3-Aug-18

SUMMARY OF ANALYTES DETECTED

Analyses	Result	Qual	MDL	Reporting Limit	Units	BatchID	Dilution Factor
Client Sample ID: MW-325-0718				**Lab ID:** 1807J12-007			
Collection Date: 7/19/2018 10:15:00 AM				**Matrix:** Groundwater			
SIM Polynuclear Aromatic Hydrocarbons SW8270D				**(SW3510C)**			
Indeno(1,2,3-cd)pyrene	0.19		0.012	0.050	ug/L	264408	1
Dibenz(a,h)anthracene	0.17		0.0097	0.10	ug/L	264408	1
Benzo(g,h,i)perylene	0.17		0.014	0.10	ug/L	264408	1
Client Sample ID: MW-408DR-0718				**Lab ID:** 1807J12-008			
Collection Date: 7/19/2018 12:50:00 PM				**Matrix:** Groundwater			
Total Metals by ICP/MS SW6020B				**(SW3005A)**			
Barium	0.509		0.000205	0.00400	mg/L	264380	1
SIM Polynuclear Aromatic Hydrocarbons SW8270D				**(SW3510C)**			
Acenaphthene	18		0.17	5.0	ug/L	264408	10
Fluorene	0.77		0.019	0.10	ug/L	264408	1
Phenanthrene	3.6		0.022	0.050	ug/L	264408	1
Anthracene	0.52		0.026	0.050	ug/L	264408	1
Fluoranthene	0.18		0.016	0.10	ug/L	264408	1
Pyrene	0.14		0.015	0.050	ug/L	264408	1
Client Sample ID: MW-408S-0718				**Lab ID:** 1807J12-009			
Collection Date: 7/19/2018 11:35:00 AM				**Matrix:** Groundwater			
Total Metals by ICP/MS SW6020B				**(SW3005A)**			
Barium	0.456		0.000205	0.00400	mg/L	264380	1
Client Sample ID: MW-500BR-0718				**Lab ID:** 1807J12-010			
Collection Date: 7/19/2018 9:40:00 AM				**Matrix:** Groundwater			
Volatile Organic Compounds by GC/MS SW8260B				**(SW5030B)**			
Benzene	12000		37	500	ug/L	264469	100
Ethylbenzene	1400		26	500	ug/L	264469	100
Total Metals by ICP/MS SW6020B				**(SW3005A)**			
Barium	0.506		0.000205	0.00400	mg/L	264380	1
Zinc	0.0268		0.00168	0.0200	mg/L	264380	1
SIM Polynuclear Aromatic Hydrocarbons SW8270D				**(SW3510C)**			
Naphthalene	2700		7.2	500	ug/L	264408	1000
Acenaphthene	72		1.7	50	ug/L	264408	100
Fluorene	15		1.9	10	ug/L	264408	100
Phenanthrene	14		2.2	5.0	ug/L	264408	100
Anthracene	2.4		0.026	0.050	ug/L	264408	1
Fluoranthene	1.1		0.016	0.10	ug/L	264408	1
Pyrene	1.2		0.015	0.050	ug/L	264408	1
Client Sample ID: MW-505D-0718				**Lab ID:** 1807J12-011			
Collection Date: 7/19/2018 10:09:00 AM				**Matrix:** Groundwater			
Total Metals by ICP/MS SW6020B				**(SW3005A)**			
Barium	0.352		0.000205	0.00400	mg/L	264380	1
SIM Polynuclear Aromatic Hydrocarbons SW8270D				**(SW3510C)**			
Naphthalene	33		0.72	5.0	ug/L	264408	100
Acenaphthene	8.8		0.017	0.50	ug/L	264408	1
Fluorene	1.3		0.019	0.10	ug/L	264408	1
Phenanthrene	1.1		0.022	0.050	ug/L	264408	1

Analytical Environmental Services, Inc

Date: 3-Aug-18

SUMMARY OF ANALYTES DETECTED

Analyses	Result	Qual	MDL	Reporting Limit	Units	BatchID	Dilution Factor
Client Sample ID: MW-505D-0718				**Lab ID:** 1807J12-011			
Collection Date: 7/19/2018 10:09:00 AM				**Matrix:** Groundwater			
SIM Polynuclear Aromatic Hydrocarbons SW8270D				**(SW3510C)**			
Anthracene	0.20		0.026	0.050	ug/L	264408	1
Fluoranthene	0.42		0.016	0.10	ug/L	264408	1
Pyrene	0.61		0.015	0.050	ug/L	264408	1
Client Sample ID: MW-513BR-0718				**Lab ID:** 1807J12-012			
Collection Date: 7/19/2018 2:30:00 PM				**Matrix:** Groundwater			
Total Metals by ICP/MS SW6020B				**(SW3005A)**			
Barium	0.333		0.000205	0.00400	mg/L	264380	1
Client Sample ID: MW-203-0718				**Lab ID:** 1807J12-014			
Collection Date: 7/20/2018 9:51:00 AM				**Matrix:** Groundwater			
Total Metals by ICP/MS SW6020B				**(SW3005A)**			
Barium	0.0592		0.000205	0.00400	mg/L	264380	1
Vanadium	0.0199		0.00211	0.0100	mg/L	264380	1
Client Sample ID: MW-315-0718				**Lab ID:** 1807J12-015			
Collection Date: 7/20/2018 8:45:00 AM				**Matrix:** Groundwater			
Total Metals by ICP/MS SW6020B				**(SW3005A)**			
Barium	0.395		0.000205	0.00400	mg/L	264380	1
SIM Polynuclear Aromatic Hydrocarbons SW8270D				**(SW3510C)**			
Acenaphthene	3.1		0.017	0.50	ug/L	264517	1
Pyrene	0.070		0.015	0.050	ug/L	264517	1
Client Sample ID: MW-319-0718				**Lab ID:** 1807J12-016			
Collection Date: 7/20/2018 9:50:00 AM				**Matrix:** Groundwater			
Total Metals by ICP/MS SW6020B				**(SW3005A)**			
Barium	0.475		0.000205	0.00400	mg/L	264380	1
Client Sample ID: MW-320-0718				**Lab ID:** 1807J12-017			
Collection Date: 7/20/2018 11:20:00 AM				**Matrix:** Groundwater			
Total Metals by ICP/MS SW6020B				**(SW3005A)**			
Barium	0.229		0.000205	0.00400	mg/L	264381	1
SIM Polynuclear Aromatic Hydrocarbons SW8270D				**(SW3510C)**			
Pyrene	0.054		0.015	0.050	ug/L	264517	1
Benz(a)anthracene	0.12		0.018	0.050	ug/L	264517	1
Chrysene	0.16		0.017	0.050	ug/L	264517	1
Benzo(b)fluoranthene	0.13		0.020	0.10	ug/L	264517	1
Benzo(k)fluoranthene	0.13		0.026	0.050	ug/L	264517	1
Benzo(a)pyrene	0.065		0.022	0.050	ug/L	264517	1
Indeno(1,2,3-cd)pyrene	0.13		0.012	0.050	ug/L	264517	1
Dibenz(a,h)anthracene	0.15		0.0097	0.10	ug/L	264517	1
Benzo(g,h,i)perylene	0.13		0.014	0.10	ug/L	264517	1

Qualifiers:

*	Value exceeds maximum contaminant level	E	Estimated (value above quantitation range)
BRL	Below reporting limit	S	Spike Recovery outside limits due to matrix
H	Holding times for preparation or analysis exceeded	Narr	See case narrative
N	Analyte not NELAC certified	NC	Not confirmed
B	Analyte detected in the associated method blank	<	Less than Result value

Analytical Environmental Services, Inc

Date: 3-Aug-18

SUMMARY OF ANALYTES DETECTED

Analyses	Result	Qual	MDL	Reporting Limit	Units	BatchID	Dilution Factor

> Greater than Result value

J Estimated value detected below Reporting Limit

Clear | Save as

AES ANALYTICAL ENVIRONMENTAL SERVICES, INC.

SAMPLE/COOLER RECEIPT CHECKLIST

1. Client Name: **Wood Environment & Infrastructure** AES Work Order Number: **1807I04**

2. Carrier: FedEx ■ UPS ☐ USPS ☐ Client ☐ Courier ☐ Other _____

		Yes	No	N/A	Details	Comments
3.	Shipping container/cooler received in good condition?	○	○	○	damaged ☐ leaking ☐ other ☐	
4.	Custody seals present on shipping container?	○	○	○		
5.	Custody seals intact on shipping container?	○	○	○		
6.	Temperature blanks present?	○	○	○		
7.	Cooler temperature(s) within limits of 0-6°C? [See item 13 and 14 for temperature recordings.]	○	○	○	Cooling initiated for recently collected samples / ice present ☐	
8.	Chain of Custody (COC) present?	○	○	○		
9.	Chain of Custody signed, dated, and timed when relinquished and received?	○	○	○		
10.	Sampler name and/or signature on COC?	○	○	○		
11.	Were all samples received within holding time?	○	○	○		
12.	TAT marked on the COC?	○	○	○	If no TAT indicated, proceeded with standard TAT per Terms & Conditions. ☐	

13. Cooler 1 Temperature 1.0 °C Cooler 2 Temperature 1.3 °C Cooler 3 Temperature 4.1 °C Cooler 4 Temperature 3.9 °C

14. Cooler 5 Temperature 2.5 °C Cooler 6 Temperature 2.8 °C Cooler 7 Temperature 3.7 °C Cooler 8 Temperature 4.0 °C

15. Comments:

I certify that I have completed sections 1-15 (dated initials). MJ 7/20/18

		Yes	No	N/A	Details	Comments
16.	Were sample containers intact upon receipt?	○	○	○		
17.	Custody seals present on sample containers?	○	○	○		
18.	Custody seals intact on sample containers?	○	○	○		
19.	Do sample container labels match the COC?	○	○	○	incomplete info ☐ illegible ☐ no label ☐ other ☐	
20.	Are analyses requested indicated on the COC?	○	○	○		
21.	Were all of the samples listed on the COC received?	○	○	○	samples received but not listed on COC ☐ samples listed on COC not received ☐	
22.	Was the sample collection date/time noted?	○	○	○		
23.	Did we receive sufficient sample volume for indicated analyses?	○	○	○		
24.	Were samples received in appropriate containers?	○	○	○		
25.	Were VOA samples received without headspace (< 1/4" bubble)?	○	○	○		
26.	Were trip blanks submitted?	○	○	○	listed on COC ☐ not listed on COC ☐	

27. Comments:

I certify that I have completed sections 16-27 (dated initials). AS 7/20/18

This section only applies to samples where pH can be checked at Sample Receipt.

		Yes	No	N/A	Details	Comments
28.	Have containers needing chemical preservation been checked? *	○	○	○		
29.	Containers meet preservation guidelines?	○	○	○		
30.	Was pH adjusted at Sample Receipt?	○	○	○		

* Note: Certain analyses require chemical preservation but must be checked in the laboratory and not upon Sample Receipt such as Coliforms, VOCs and Oil & Grease/TPH.

I certify that I have completed sections 28-30 (dated initials). AS 7/20/18

Checklist 6.9.17 Rev 2

Locked

Analytical Environmental Services, Inc

Date: 31-Jul-18

Client: Wood Environment & Infrastructure
Project Name: AGL - Augusta
Lab Order: 1807J12

Dates Report

Lab Sample ID	Client Sample ID	Collection Date	Matrix	Test Name	TCLP Date	Prep Date	Analysis Date
1807J12-001A	MW-21-0718	7/19/2018 12:20:00PM	Groundwater	Volatile Organic Compounds by GC/MS		7/24/2018 11:23:00PM	07/25/2018
1807J12-001B	MW-21-0718	7/19/2018 12:20:00PM	Groundwater	Total Metals by ICP/MS		7/24/2018 11:37:00AM	07/24/2018
1807J12-001B	MW-21-0718	7/19/2018 12:20:00PM	Groundwater	TOTAL MERCURY		7/25/2018 1:11:00PM	07/30/2018
1807J12-001C	MW-21-0718	7/19/2018 12:20:00PM	Groundwater	Cyanide		7/30/2018 10:00:00AM	07/30/2018
1807J12-001D	MW-21-0718	7/19/2018 12:20:00PM	Groundwater	Polynuclear Aromatic Hydrocarbons		7/24/2018 9:00:00AM	07/24/2018
1807J12-002A	MW-22-0718	7/19/2018 4:01:00PM	Groundwater	Volatile Organic Compounds by GC/MS		7/24/2018 11:23:00PM	07/25/2018
1807J12-002B	MW-22-0718	7/19/2018 4:01:00PM	Groundwater	Total Metals by ICP/MS		7/24/2018 11:37:00AM	07/24/2018
1807J12-002B	MW-22-0718	7/19/2018 4:01:00PM	Groundwater	TOTAL MERCURY		7/25/2018 1:11:00PM	07/30/2018
1807J12-002C	MW-22-0718	7/19/2018 4:01:00PM	Groundwater	Cyanide		7/30/2018 10:00:00AM	07/30/2018
1807J12-002D	MW-22-0718	7/19/2018 4:01:00PM	Groundwater	Polynuclear Aromatic Hydrocarbons		7/24/2018 9:00:00AM	07/24/2018
1807J12-003A	MW-206-0718	7/19/2018 11:51:00AM	Groundwater	Volatile Organic Compounds by GC/MS		7/24/2018 11:23:00PM	07/25/2018
1807J12-003B	MW-206-0718	7/19/2018 11:51:00AM	Groundwater	Total Metals by ICP/MS		7/24/2018 11:37:00AM	07/24/2018
1807J12-003B	MW-206-0718	7/19/2018 11:51:00AM	Groundwater	TOTAL MERCURY		7/25/2018 1:11:00PM	07/30/2018
1807J12-003C	MW-206-0718	7/19/2018 11:51:00AM	Groundwater	Cyanide		7/30/2018 10:00:00AM	07/30/2018
1807J12-003D	MW-206-0718	7/19/2018 11:51:00AM	Groundwater	Polynuclear Aromatic Hydrocarbons		7/24/2018 9:00:00AM	07/24/2018
1807J12-004A	MW-214-0718	7/19/2018 2:19:00PM	Groundwater	Volatile Organic Compounds by GC/MS		7/24/2018 11:23:00PM	07/25/2018
1807J12-004B	MW-214-0718	7/19/2018 2:19:00PM	Groundwater	Total Metals by ICP/MS		7/24/2018 11:37:00AM	07/24/2018
1807J12-004B	MW-214-0718	7/19/2018 2:19:00PM	Groundwater	TOTAL MERCURY		7/25/2018 1:11:00PM	07/30/2018
1807J12-004C	MW-214-0718	7/19/2018 2:19:00PM	Groundwater	Cyanide		7/30/2018 10:00:00AM	07/30/2018
1807J12-004D	MW-214-0718	7/19/2018 2:19:00PM	Groundwater	Polynuclear Aromatic Hydrocarbons		7/24/2018 9:00:00AM	07/24/2018
1807J12-005A	MW-313-0718	7/19/2018 10:25:00AM	Groundwater	Volatile Organic Compounds by GC/MS		7/24/2018 11:23:00PM	07/25/2018
1807J12-005B	MW-313-0718	7/19/2018 10:25:00AM	Groundwater	Total Metals by ICP/MS		7/24/2018 11:37:00AM	07/24/2018
1807J12-005B	MW-313-0718	7/19/2018 10:25:00AM	Groundwater	TOTAL MERCURY		7/25/2018 1:11:00PM	07/30/2018
1807J12-005C	MW-313-0718	7/19/2018 10:25:00AM	Groundwater	Cyanide		7/30/2018 10:00:00AM	07/30/2018
1807J12-005D	MW-313-0718	7/19/2018 10:25:00AM	Groundwater	Polynuclear Aromatic Hydrocarbons		7/24/2018 9:00:00AM	07/24/2018
1807J12-006A	MW-318-0718	7/19/2018 4:00:00PM	Groundwater	Volatile Organic Compounds by GC/MS		7/24/2018 11:23:00PM	07/25/2018
1807J12-006B	MW-318-0718	7/19/2018 4:00:00PM	Groundwater	Total Metals by ICP/MS		7/24/2018 11:37:00AM	07/24/2018
1807J12-006B	MW-318-0718	7/19/2018 4:00:00PM	Groundwater	TOTAL MERCURY		7/25/2018 1:11:00PM	07/30/2018
1807J12-006C	MW-318-0718	7/19/2018 4:00:00PM	Groundwater	Cyanide		7/30/2018 10:00:00AM	07/30/2018

Analytical Environmental Services, Inc

Date: 31-Jul-18

Client: Wood Environment & Infrastructure
Project Name: AGL - Augusta
Lab Order: 1807J12

Dates Report

Lab Sample ID	Client Sample ID	Collection Date	Matrix	Test Name	TCLP Date	Prep Date	Analysis Date
1807J12-006D	MW-318-0718	7/19/2018 4:00:00PM	Groundwater	Polynuclear Aromatic Hydrocarbons		7/24/2018 9:00:00AM	07/24/2018
1807J12-006D	MW-318-0718	7/19/2018 4:00:00PM	Groundwater	Polynuclear Aromatic Hydrocarbons		7/24/2018 9:00:00AM	07/25/2018
1807J12-007A	MW-325-0718	7/19/2018 10:15:00AM	Groundwater	Volatile Organic Compounds by GC/MS		7/24/2018 11:23:00PM	07/25/2018
1807J12-007B	MW-325-0718	7/19/2018 10:15:00AM	Groundwater	Total Metals by ICP/MS		7/24/2018 11:37:00AM	07/24/2018
1807J12-007B	MW-325-0718	7/19/2018 10:15:00AM	Groundwater	TOTAL MERCURY		7/25/2018 1:11:00PM	07/30/2018
1807J12-007C	MW-325-0718	7/19/2018 10:15:00AM	Groundwater	Cyanide		7/30/2018 11:30:00AM	07/30/2018
1807J12-007D	MW-325-0718	7/19/2018 10:15:00AM	Groundwater	Polynuclear Aromatic Hydrocarbons		7/24/2018 9:00:00AM	07/24/2018
1807J12-008A	MW-408DR-0718	7/19/2018 12:50:00PM	Groundwater	Volatile Organic Compounds by GC/MS		7/24/2018 11:23:00PM	07/25/2018
1807J12-008B	MW-408DR-0718	7/19/2018 12:50:00PM	Groundwater	Total Metals by ICP/MS		7/24/2018 11:37:00AM	07/24/2018
1807J12-008B	MW-408DR-0718	7/19/2018 12:50:00PM	Groundwater	TOTAL MERCURY		7/25/2018 1:11:00PM	07/30/2018
1807J12-008C	MW-408DR-0718	7/19/2018 12:50:00PM	Groundwater	Cyanide		7/30/2018 11:30:00AM	07/30/2018
1807J12-008D	MW-408DR-0718	7/19/2018 12:50:00PM	Groundwater	Polynuclear Aromatic Hydrocarbons		7/24/2018 9:00:00AM	07/24/2018
1807J12-008D	MW-408DR-0718	7/19/2018 12:50:00PM	Groundwater	Polynuclear Aromatic Hydrocarbons		7/24/2018 9:00:00AM	07/25/2018
1807J12-009A	MW-408S-0718	7/19/2018 11:35:00AM	Groundwater	Volatile Organic Compounds by GC/MS		7/24/2018 11:23:00PM	07/25/2018
1807J12-009B	MW-408S-0718	7/19/2018 11:35:00AM	Groundwater	Total Metals by ICP/MS		7/24/2018 11:37:00AM	07/24/2018
1807J12-009B	MW-408S-0718	7/19/2018 11:35:00AM	Groundwater	TOTAL MERCURY		7/25/2018 1:11:00PM	07/30/2018
1807J12-009C	MW-408S-0718	7/19/2018 11:35:00AM	Groundwater	Cyanide		7/30/2018 11:30:00AM	07/30/2018
1807J12-009D	MW-408S-0718	7/19/2018 11:35:00AM	Groundwater	Polynuclear Aromatic Hydrocarbons		7/24/2018 9:00:00AM	07/24/2018
1807J12-010A	MW-500BR-0718	7/19/2018 9:40:00AM	Groundwater	Volatile Organic Compounds by GC/MS		7/24/2018 11:23:00PM	07/25/2018
1807J12-010B	MW-500BR-0718	7/19/2018 9:40:00AM	Groundwater	Total Metals by ICP/MS		7/24/2018 11:37:00AM	07/24/2018
1807J12-010B	MW-500BR-0718	7/19/2018 9:40:00AM	Groundwater	TOTAL MERCURY		7/25/2018 1:11:00PM	07/30/2018
1807J12-010C	MW-500BR-0718	7/19/2018 9:40:00AM	Groundwater	Cyanide		7/30/2018 11:30:00AM	07/30/2018
1807J12-010D	MW-500BR-0718	7/19/2018 9:40:00AM	Groundwater	Polynuclear Aromatic Hydrocarbons		7/24/2018 9:00:00AM	07/24/2018
1807J12-010D	MW-500BR-0718	7/19/2018 9:40:00AM	Groundwater	Polynuclear Aromatic Hydrocarbons		7/24/2018 9:00:00AM	07/25/2018
1807J12-011A	MW-505D-0718	7/19/2018 10:09:00AM	Groundwater	Volatile Organic Compounds by GC/MS		7/24/2018 11:23:00PM	07/25/2018
1807J12-011B	MW-505D-0718	7/19/2018 10:09:00AM	Groundwater	Total Metals by ICP/MS		7/24/2018 11:37:00AM	07/24/2018
1807J12-011B	MW-505D-0718	7/19/2018 10:09:00AM	Groundwater	TOTAL MERCURY		7/25/2018 1:11:00PM	07/30/2018
1807J12-011C	MW-505D-0718	7/19/2018 10:09:00AM	Groundwater	Cyanide		7/30/2018 11:30:00AM	07/30/2018
1807J12-011D	MW-505D-0718	7/19/2018 10:09:00AM	Groundwater	Polynuclear Aromatic Hydrocarbons		7/24/2018 9:00:00AM	07/24/2018

Analytical Environmental Services, Inc

Date: 31-Jul-18

Client: Wood Environment & Infrastructure
Project Name: AGL - Augusta
Lab Order: 1807J12

Dates Report

Lab Sample ID	Client Sample ID	Collection Date	Matrix	Test Name	TCLP Date	Prep Date	Analysis Date
1807J12-011D	MW-505D-0718	7/19/2018 10:09:00AM	Groundwater	Polynuclear Aromatic Hydrocarbons		7/24/2018 9:00:00AM	07/25/2018
1807J12-012A	MW-513BR-0718	7/19/2018 2:30:00PM	Groundwater	Volatile Organic Compounds by GC/MS		7/24/2018 11:23:00PM	07/25/2018
1807J12-012B	MW-513BR-0718	7/19/2018 2:30:00PM	Groundwater	Total Metals by ICP/MS		7/24/2018 11:37:00AM	07/24/2018
1807J12-012B	MW-513BR-0718	7/19/2018 2:30:00PM	Groundwater	TOTAL MERCURY		7/25/2018 1:11:00PM	07/30/2018
1807J12-012C	MW-513BR-0718	7/19/2018 2:30:00PM	Groundwater	Cyanide		7/30/2018 10:00:00AM	07/30/2018
1807J12-012D	MW-513BR-0718	7/19/2018 2:30:00PM	Groundwater	Polynuclear Aromatic Hydrocarbons		7/24/2018 9:00:00AM	07/24/2018
1807J12-013A	TB-3-0718	7/20/2018 12:00:00AM	Aqueous	Volatile Organic Compounds by GC/MS		7/24/2018 11:23:00PM	07/25/2018
1807J12-014A	MW-203-0718	7/20/2018 9:51:00AM	Groundwater	Volatile Organic Compounds by GC/MS		7/24/2018 11:23:00PM	07/25/2018
1807J12-014B	MW-203-0718	7/20/2018 9:51:00AM	Groundwater	Total Metals by ICP/MS		7/24/2018 11:37:00AM	07/24/2018
1807J12-014B	MW-203-0718	7/20/2018 9:51:00AM	Groundwater	TOTAL MERCURY		7/25/2018 1:11:00PM	07/30/2018
1807J12-014C	MW-203-0718	7/20/2018 9:51:00AM	Groundwater	Cyanide		7/30/2018 11:30:00AM	07/30/2018
1807J12-014D	MW-203-0718	7/20/2018 9:51:00AM	Groundwater	Polynuclear Aromatic Hydrocarbons		7/24/2018 9:00:00AM	07/25/2018
1807J12-015A	MW-315-0718	7/20/2018 8:45:00AM	Groundwater	Volatile Organic Compounds by GC/MS		7/24/2018 11:23:00PM	07/25/2018
1807J12-015B	MW-315-0718	7/20/2018 8:45:00AM	Groundwater	Total Metals by ICP/MS		7/24/2018 11:37:00AM	07/24/2018
1807J12-015B	MW-315-0718	7/20/2018 8:45:00AM	Groundwater	TOTAL MERCURY		7/25/2018 1:11:00PM	07/30/2018
1807J12-015C	MW-315-0718	7/20/2018 8:45:00AM	Groundwater	Cyanide		7/30/2018 11:30:00AM	07/30/2018
1807J12-015D	MW-315-0718	7/20/2018 8:45:00AM	Groundwater	Polynuclear Aromatic Hydrocarbons		7/26/2018 8:30:00AM	07/26/2018
1807J12-016A	MW-319-0718	7/20/2018 9:50:00AM	Groundwater	Volatile Organic Compounds by GC/MS		7/24/2018 11:23:00PM	07/25/2018
1807J12-016B	MW-319-0718	7/20/2018 9:50:00AM	Groundwater	Total Metals by ICP/MS		7/24/2018 11:37:00AM	07/24/2018
1807J12-016B	MW-319-0718	7/20/2018 9:50:00AM	Groundwater	TOTAL MERCURY		7/25/2018 1:11:00PM	07/30/2018
1807J12-016C	MW-319-0718	7/20/2018 9:50:00AM	Groundwater	Cyanide		7/30/2018 11:30:00AM	07/30/2018
1807J12-016D	MW-319-0718	7/20/2018 9:50:00AM	Groundwater	Polynuclear Aromatic Hydrocarbons		7/26/2018 8:30:00AM	07/26/2018
1807J12-017A	MW-320-0718	7/20/2018 11:20:00AM	Groundwater	Volatile Organic Compounds by GC/MS		7/24/2018 11:23:00PM	07/25/2018
1807J12-017B	MW-320-0718	7/20/2018 11:20:00AM	Groundwater	APPENDIX I METALS		7/24/2018 11:37:00AM	07/24/2018
1807J12-017B	MW-320-0718	7/20/2018 11:20:00AM	Groundwater	Total Metals by ICP/MS		7/24/2018 11:37:00AM	07/24/2018
1807J12-017B	MW-320-0718	7/20/2018 11:20:00AM	Groundwater	TOTAL MERCURY		7/25/2018 1:11:00PM	07/30/2018
1807J12-017C	MW-320-0718	7/20/2018 11:20:00AM	Groundwater	Cyanide		7/30/2018 11:30:00AM	07/30/2018
1807J12-017D	MW-320-0718	7/20/2018 11:20:00AM	Groundwater	Polynuclear Aromatic Hydrocarbons		7/26/2018 8:30:00AM	07/26/2018
1807J12-018A	TRIP BLANK 2	7/20/2018 12:00:00AM	Aqueous	Volatile Organic Compounds by GC/MS		7/24/2018 11:23:00PM	07/25/2018

Analytical Environmental Services, Inc

Date: 31-Jul-18

Client: Wood Environment & Infrastructure
Project Name: AGL - Augusta
Lab Order: 1807J12

Dates Report

Lab Sample ID	Client Sample ID	Collection Date	Matrix	Test Name	TCLP Date	Prep Date	Analysis Date

AES, Inc.
3080 Presidential Drive
Atlanta GA 30340

pH Adjustment Sheet

AES Sample ID number	Test Requested	pH as Received	Required pH	Preservative Required	Lot # of Preservative	Amount Added mL or Pellets*	Final pH	Tech's Initials	Date	Time
1807J12-002B	6020 W, 7470	3	<2	HNO_3	MET-838-12	0.5 mL Pellets	1	EMW	7/21/18	3:45 pm
						mL Pellets				
						mL Pellets				
						mL Pellets				
						mL Pellets				
						mL Pellets				
						mL Pellets				
						mL Pellets				
						mL Pellets				
						mL Pellets				
						mL Pellets				
						mL Pellets				
						mL Pellets				
						mL Pellets				
						mL Pellets				
						mL Pellets				
						mL Pellets				
						mL Pellets				
						mL Pellets				
						mL Pellets				
						mL Pellets				

* Number of Pellets when adding NAOH

DWM 8/22/2014 10:01 AM

Client: Wood Environment & Infrastructure
Project Name: AGL - Augusta
Workorder: 1807J12

ANALYTICAL QC SUMMARY REPORT

BatchID: **264380**

Sample ID: **MB-264380** Client ID: Units: **mg/L** Prep Date: **07/24/2018** Run No: **376123**
SampleType: **MBLK** TestCode: **Total Metals by ICP/MS SW6020B** BatchID: **264380** Analysis Date: **07/24/2018** Seq No: **8365889**

Analyte	Result	RPT Limit	SPK value	SPK Ref Val	%REC	Low Limit	High Limit	RPD Ref Val	%RPD	RPD Limit	Qual
Antimony	BRL	0.00500									
Arsenic	BRL	0.00500									
Barium	BRL	0.0100									
Cadmium	BRL	0.000700									
Chromium	BRL	0.00500									
Copper	BRL	0.00200									
Lead	BRL	0.00100									
Nickel	BRL	0.00500									
Selenium	BRL	0.00500									
Thallium	BRL	0.00100									
Vanadium	BRL	0.00500									
Zinc	BRL	0.0100									

Sample ID: **MB-264380** Client ID: Units: **mg/L** Prep Date: **07/24/2018** Run No: **376123**
SampleType: **MBLK** TestCode: **Total Metals by ICP/MS SW6020B** BatchID: **264380** Analysis Date: **07/26/2018** Seq No: **8371419**

Analyte	Result	RPT Limit	SPK value	SPK Ref Val	%REC	Low Limit	High Limit	RPD Ref Val	%RPD	RPD Limit	Qual
Beryllium	BRL	0.00100									

Sample ID: **LCS-264380** Client ID: Units: **mg/L** Prep Date: **07/24/2018** Run No: **376123**
SampleType: **LCS** TestCode: **Total Metals by ICP/MS SW6020B** BatchID: **264380** Analysis Date: **07/24/2018** Seq No: **8365892**

Analyte	Result	RPT Limit	SPK value	SPK Ref Val	%REC	Low Limit	High Limit	RPD Ref Val	%RPD	RPD Limit	Qual
Antimony	0.09939	0.00500	0.1000		99.4	80	120				
Arsenic	0.1042	0.00500	0.1000		104	80	120				
Barium	0.09431	0.0100	0.1000		94.3	80	120				
Beryllium	0.1029	0.00100	0.1000		103	80	120				
Cadmium	0.1064	0.000700	0.1000		106	80	120				

Qualifiers:
> Greater than Result value
< Less than Result value
B Analyte detected in the associated method blank
BRL Below reporting limit
E Estimated (value above quantitation range)
H Holding times for preparation or analysis exceeded
J Estimated value detected below Reporting Limit
N Analyte not NELAC certified
R RPD outside limits due to matrix
Rpt Lim Reporting Limit
S Spike Recovery outside limits due to matrix

Client: Wood Environment & Infrastructure
Project Name: AGL - Augusta
Workorder: 1807J12

ANALYTICAL QC SUMMARY REPORT

BatchID: 264380

Sample ID: **LCS-264380** Client ID: Units: **mg/L** Prep Date: **07/24/2018** Run No: **376123**
SampleType: **LCS** TestCode: **Total Metals by ICP/MS SW6020B** BatchID: **264380** Analysis Date: **07/24/2018** Seq No: **8365892**

Analyte	Result	RPT Limit	SPK value	SPK Ref Val	%REC	Low Limit	High Limit	RPD Ref Val	%RPD	RPD Limit	Qual
Chromium	0.1054	0.00500	0.1000		105	80	120				
Copper	0.1012	0.00200	0.1000		101	80	120				
Lead	0.09747	0.00100	0.1000		97.5	80	120				
Nickel	0.1002	0.00500	0.1000		100	80	120				
Selenium	0.1090	0.00500	0.1000		109	80	120				
Thallium	0.09834	0.00100	0.1000		98.3	80	120				
Vanadium	0.09696	0.00500	0.1000		97.0	80	120				
Zinc	0.1081	0.0100	0.1000	0.002954	105	80	120				

Sample ID: **1807J12-012BMS** Client ID: **MW-513BR-0718** Units: **mg/L** Prep Date: **07/24/2018** Run No: **376123**
SampleType: **MS** TestCode: **Total Metals by ICP/MS SW6020B** BatchID: **264380** Analysis Date: **07/24/2018** Seq No: **8365894**

Analyte	Result	RPT Limit	SPK value	SPK Ref Val	%REC	Low Limit	High Limit	RPD Ref Val	%RPD	RPD Limit	Qual
Antimony	0.09957	0.00500	0.1000		99.6	75	125				
Arsenic	0.1049	0.00500	0.1000		105	75	125				
Barium	0.4253	0.0100	0.1000	0.3328	92.5	75	125				
Cadmium	0.1064	0.000700	0.1000	0.0001037	106	75	125				
Chromium	0.09502	0.00500	0.1000		95.0	75	125				
Copper	0.09996	0.00200	0.1000		100.0	75	125				
Lead	0.09534	0.00100	0.1000		95.3	75	125				
Nickel	0.09558	0.00500	0.1000	0.0007579	94.8	75	125				
Selenium	0.1110	0.00500	0.1000		111	75	125				
Thallium	0.09572	0.00100	0.1000		95.7	75	125				
Vanadium	0.09896	0.00500	0.1000	0.002277	96.7	75	125				
Zinc	0.1212	0.0100	0.1000	0.01953	102	75	125				

Qualifiers:
> Greater than Result value
< Less than Result value
B Analyte detected in the associated method blank
BRL Below reporting limit
E Estimated (value above quantitation range)
H Holding times for preparation or analysis exceeded
J Estimated value detected below Reporting Limit
N Analyte not NELAC certified
R RPD outside limits due to matrix
Rpt Lim Reporting Limit
S Spike Recovery outside limits due to matrix

Client: Wood Environment & Infrastructure
Project Name: AGL - Augusta
Workorder: 1807J12

ANALYTICAL QC SUMMARY REPORT

BatchID: **264380**

Sample ID: **1807J12-012BMS** Client ID: **MW-513BR-0718** Units: **mg/L** Prep Date: **07/24/2018** Run No: **376123**
SampleType: **MS** TestCode: **Total Metals by ICP/MS SW6020B** BatchID: **264380** Analysis Date: **07/26/2018** Seq No: **8371420**

Analyte	Result	RPT Limit	SPK value	SPK Ref Val	%REC	Low Limit	High Limit	RPD Ref Val	%RPD	RPD Limit	Qual
Beryllium	0.05146	0.00100	0.1000		51.5	75	125				S

Sample ID: **1807J12-012BMSD** Client ID: **MW-513BR-0718** Units: **mg/L** Prep Date: **07/24/2018** Run No: **376123**
SampleType: **MSD** TestCode: **Total Metals by ICP/MS SW6020B** BatchID: **264380** Analysis Date: **07/24/2018** Seq No: **8365895**

Analyte	Result	RPT Limit	SPK value	SPK Ref Val	%REC	Low Limit	High Limit	RPD Ref Val	%RPD	RPD Limit	Qual
Antimony	0.1020	0.00500	0.1000		102	75	125	0.09957	2.45	20	
Arsenic	0.1073	0.00500	0.1000		107	75	125	0.1049	2.21	20	
Barium	0.4469	0.0100	0.1000	0.3328	114	75	125	0.4253	4.94	20	
Cadmium	0.1075	0.000700	0.1000	0.0001037	107	75	125	0.1064	1.00	20	
Chromium	0.09560	0.00500	0.1000		95.6	75	125	0.09502	0.604	20	
Copper	0.1015	0.00200	0.1000		101	75	125	0.09996	1.51	20	
Lead	0.09536	0.00100	0.1000		95.4	75	125	0.09534	0.013	20	
Nickel	0.09677	0.00500	0.1000	0.0007579	96.0	75	125	0.09558	1.24	20	
Selenium	0.1112	0.00500	0.1000		111	75	125	0.1110	0.168	20	
Thallium	0.09689	0.00100	0.1000		96.9	75	125	0.09572	1.21	20	
Vanadium	0.1002	0.00500	0.1000	0.002277	97.9	75	125	0.09896	1.25	20	
Zinc	0.1255	0.0100	0.1000	0.01953	106	75	125	0.1212	3.53	20	

Sample ID: **1807J12-012BMSD** Client ID: **MW-513BR-0718** Units: **mg/L** Prep Date: **07/24/2018** Run No: **376123**
SampleType: **MSD** TestCode: **Total Metals by ICP/MS SW6020B** BatchID: **264380** Analysis Date: **07/26/2018** Seq No: **8371421**

Analyte	Result	RPT Limit	SPK value	SPK Ref Val	%REC	Low Limit	High Limit	RPD Ref Val	%RPD	RPD Limit	Qual
Beryllium	0.05047	0.00100	0.1000		50.5	75	125	0.05146	1.94	20	S

Qualifiers:

>	Greater than Result value	<	Less than Result value	B	Analyte detected in the associated method blank
BRL	Below reporting limit	E	Estimated (value above quantitation range)	H	Holding times for preparation or analysis exceeded
J	Estimated value detected below Reporting Limit	N	Analyte not NELAC certified	R	RPD outside limits due to matrix
Rpt Lim	Reporting Limit	S	Spike Recovery outside limits due to matrix		

Client: Wood Environment & Infrastructure
Project Name: AGL - Augusta
Workorder: 1807J12

ANALYTICAL QC SUMMARY REPORT

BatchID: 264381

Sample ID: **MB-264381** Client ID: Units: **mg/L** Prep Date: **07/24/2018** Run No: **376140**
SampleType: **MBLK** TestCode: **Total Metals by ICP/MS SW6020B** BatchID: **264381** Analysis Date: **07/24/2018** Seq No: **8366510**

Analyte	Result	RPT Limit	SPK value	SPK Ref Val	%REC	Low Limit	High Limit	RPD Ref Val	%RPD	RPD Limit	Qual
Antimony	BRL	0.00500									
Arsenic	BRL	0.00500									
Barium	BRL	0.0100									
Beryllium	BRL	0.00100									
Cadmium	BRL	0.000700									
Chromium	BRL	0.00500									
Copper	BRL	0.00200									
Lead	BRL	0.00100									
Nickel	BRL	0.00500									
Selenium	BRL	0.00500									
Thallium	BRL	0.00100									
Vanadium	BRL	0.00500									
Zinc	BRL	0.0100									

Sample ID: **LCS-264381** Client ID: Units: **mg/L** Prep Date: **07/24/2018** Run No: **376140**
SampleType: **LCS** TestCode: **Total Metals by ICP/MS SW6020B** BatchID: **264381** Analysis Date: **07/24/2018** Seq No: **8366511**

Analyte	Result	RPT Limit	SPK value	SPK Ref Val	%REC	Low Limit	High Limit	RPD Ref Val	%RPD	RPD Limit	Qual
Antimony	0.1020	0.00500	0.1000		102	80	120				
Arsenic	0.1051	0.00500	0.1000		105	80	120				
Barium	0.09690	0.0100	0.1000	0.0004046	96.5	80	120				
Beryllium	0.1076	0.00100	0.1000		108	80	120				
Cadmium	0.1079	0.000700	0.1000		108	80	120				
Chromium	0.1053	0.00500	0.1000		105	80	120				
Copper	0.1005	0.00200	0.1000		101	80	120				
Lead	0.09830	0.00100	0.1000		98.3	80	120				
Nickel	0.09714	0.00500	0.1000		97.1	80	120				
Selenium	0.1125	0.00500	0.1000		113	80	120				

Qualifiers:
> Greater than Result value
< Less than Result value
B Analyte detected in the associated method blank
BRL Below reporting limit
E Estimated (value above quantitation range)
H Holding times for preparation or analysis exceeded
J Estimated value detected below Reporting Limit
N Analyte not NELAC certified
R RPD outside limits due to matrix
Rpt Lim Reporting Limit
S Spike Recovery outside limits due to matrix

Client: Wood Environment & Infrastructure
Project Name: AGL - Augusta
Workorder: 1807J12

ANALYTICAL QC SUMMARY REPORT

BatchID: **264381**

Sample ID: **LCS-264381** Client ID: Units: **mg/L** Prep Date: **07/24/2018** Run No: **376140**
SampleType: **LCS** TestCode: **Total Metals by ICP/MS SW6020B** BatchID: **264381** Analysis Date: **07/24/2018** Seq No: **8366511**

Analyte	Result	RPT Limit	SPK value	SPK Ref Val	%REC	Low Limit	High Limit	RPD Ref Val	%RPD	RPD Limit	Qual
Thallium	0.09950	0.00100	0.1000		99.5	80	120				
Vanadium	0.09411	0.00500	0.1000		94.1	80	120				
Zinc	0.1075	0.0100	0.1000	0.002343	105	80	120				

Sample ID: **1807J12-017BMS** Client ID: **MW-320-0718** Units: **mg/L** Prep Date: **07/24/2018** Run No: **376140**
SampleType: **MS** TestCode: **Total Metals by ICP/MS SW6020B** BatchID: **264381** Analysis Date: **07/24/2018** Seq No: **8366513**

Analyte	Result	RPT Limit	SPK value	SPK Ref Val	%REC	Low Limit	High Limit	RPD Ref Val	%RPD	RPD Limit	Qual
Antimony	0.1019	0.00500	0.1000		102	75	125				
Arsenic	0.1030	0.00500	0.1000		103	75	125				
Barium	0.3282	0.0100	0.1000	0.2289	99.3	75	125				
Beryllium	0.07509	0.00100	0.1000		75.1	75	125				
Cadmium	0.1075	0.000700	0.1000	0.00009764	107	75	125				
Chromium	0.08820	0.00500	0.1000		88.2	75	125				
Copper	0.09875	0.00200	0.1000		98.7	75	125				
Lead	0.09632	0.00100	0.1000		96.3	75	125				
Nickel	0.09361	0.00500	0.1000	0.0004144	93.2	75	125				
Selenium	0.1104	0.00500	0.1000		110	75	125				
Thallium	0.09756	0.00100	0.1000		97.6	75	125				
Vanadium	0.09171	0.00500	0.1000		91.7	75	125				
Zinc	0.1043	0.0100	0.1000	0.003251	101	75	125				

Sample ID: **1807J12-017BMSD** Client ID: **MW-320-0718** Units: **mg/L** Prep Date: **07/24/2018** Run No: **376140**
SampleType: **MSD** TestCode: **Total Metals by ICP/MS SW6020B** BatchID: **264381** Analysis Date: **07/24/2018** Seq No: **8366514**

Analyte	Result	RPT Limit	SPK value	SPK Ref Val	%REC	Low Limit	High Limit	RPD Ref Val	%RPD	RPD Limit	Qual
Antimony	0.1027	0.00500	0.1000		103	75	125	0.1019	0.724	20	
Arsenic	0.1023	0.00500	0.1000		102	75	125	0.1030	0.705	20	

Qualifiers:
> Greater than Result value
< Less than Result value
B Analyte detected in the associated method blank
BRL Below reporting limit
E Estimated (value above quantitation range)
H Holding times for preparation or analysis exceeded
J Estimated value detected below Reporting Limit
N Analyte not NELAC certified
R RPD outside limits due to matrix
Rpt Lim Reporting Limit
S Spike Recovery outside limits due to matrix

Client: Wood Environment & Infrastructure
Project Name: AGL - Augusta
Workorder: 1807J12

ANALYTICAL QC SUMMARY REPORT

BatchID: **264381**

Sample ID: **1807J12-017BMSD** Client ID: **MW-320-0718** Units: **mg/L** Prep Date: **07/24/2018** Run No: **376140**
SampleType: **MSD** TestCode: **Total Metals by ICP/MS SW6020B** BatchID: **264381** Analysis Date: **07/24/2018** Seq No: **8366514**

Analyte	Result	RPT Limit	SPK value	SPK Ref Val	%REC	Low Limit	High Limit	RPD Ref Val	%RPD	RPD Limit	Qual
Barium	0.3286	0.0100	0.1000	0.2289	99.6	75	125	0.3282	0.098	20	
Beryllium	0.07588	0.00100	0.1000		75.9	75	125	0.07509	1.04	20	
Cadmium	0.1070	0.000700	0.1000	0.00009764	107	75	125	0.1075	0.433	20	
Chromium	0.08829	0.00500	0.1000		88.3	75	125	0.08820	0.097	20	
Copper	0.09880	0.00200	0.1000		98.8	75	125	0.09875	0.050	20	
Lead	0.09636	0.00100	0.1000		96.4	75	125	0.09632	0.040	20	
Nickel	0.09402	0.00500	0.1000	0.0004144	93.6	75	125	0.09361	0.434	20	
Selenium	0.1059	0.00500	0.1000		106	75	125	0.1104	4.19	20	
Thallium	0.09768	0.00100	0.1000		97.7	75	125	0.09756	0.126	20	
Vanadium	0.09324	0.00500	0.1000		93.2	75	125	0.09171	1.65	20	
Zinc	0.1052	0.0100	0.1000	0.003251	102	75	125	0.1043	0.862	20	

Qualifiers:

>	Greater than Result value	<	Less than Result value	B	Analyte detected in the associated method blank
BRL	Below reporting limit	E	Estimated (value above quantitation range)	H	Holding times for preparation or analysis exceeded
J	Estimated value detected below Reporting Limit	N	Analyte not NELAC certified	R	RPD outside limits due to matrix
Rpt Lim	Reporting Limit	S	Spike Recovery outside limits due to matrix		

Client: Wood Environment & Infrastructure
Project Name: AGL - Augusta
Workorder: 1807J12

ANALYTICAL QC SUMMARY REPORT

BatchID: 264408

Sample ID: **MB-264408** Client ID: Units: **ug/L** Prep Date: **07/24/2018** Run No: **376105**
SampleType: **MBLK** TestCode: **SIM Polynuclear Aromatic Hydrocarbons SW8270D** BatchID: **264408** Analysis Date: **07/24/2018** Seq No: **8366856**

Analyte	Result	RPT Limit	SPK value	SPK Ref Val	%REC	Low Limit	High Limit	RPD Ref Val	%RPD	RPD Limit	Qual
Acenaphthene	BRL	0.50									
Acenaphthylene	BRL	1.0									
Anthracene	BRL	0.050									
Benz(a)anthracene	BRL	0.050									
Benzo(a)pyrene	BRL	0.050									
Benzo(b)fluoranthene	BRL	0.10									
Benzo(g,h,i)perylene	BRL	0.10									
Benzo(k)fluoranthene	BRL	0.050									
Chrysene	BRL	0.050									
Dibenz(a,h)anthracene	BRL	0.10									
Fluoranthene	BRL	0.10									
Fluorene	BRL	0.10									
Indeno(1,2,3-cd)pyrene	BRL	0.050									
Naphthalene	BRL	0.50									
Phenanthrene	BRL	0.050									
Pyrene	BRL	0.050									
Surr: 4-Terphenyl-d14	1.868	0	2.000		93.4	59.9	128				

Sample ID: **LCS-264408** Client ID: Units: **ug/L** Prep Date: **07/24/2018** Run No: **376105**
SampleType: **LCS** TestCode: **SIM Polynuclear Aromatic Hydrocarbons SW8270D** BatchID: **264408** Analysis Date: **07/24/2018** Seq No: **8366857**

Analyte	Result	RPT Limit	SPK value	SPK Ref Val	%REC	Low Limit	High Limit	RPD Ref Val	%RPD	RPD Limit	Qual
Acenaphthene	1.796	0.50	2.000		89.8	64.7	120				
Acenaphthylene	1.752	1.0	2.000		87.6	63.2	120				
Anthracene	2.078	0.050	2.000		104	69.3	125				
Benz(a)anthracene	1.828	0.050	2.000		91.4	71.1	141				
Benzo(a)pyrene	2.130	0.050	2.000		107	67.2	131				
Benzo(b)fluoranthene	1.748	0.10	2.000		87.4	66.1	134				

Qualifiers:
> Greater than Result value
BRL Below reporting limit
J Estimated value detected below Reporting Limit
Rpt Lim Reporting Limit
< Less than Result value
E Estimated (value above quantitation range)
N Analyte not NELAC certified
S Spike Recovery outside limits due to matrix
B Analyte detected in the associated method blank
H Holding times for preparation or analysis exceeded
R RPD outside limits due to matrix

Client: Wood Environment & Infrastructure
Project Name: AGL - Augusta
Workorder: 1807J12

ANALYTICAL QC SUMMARY REPORT

BatchID: **264408**

Sample ID: **LCS-264408** Client ID: Units: **ug/L** Prep Date: **07/24/2018** Run No: **376105**
SampleType: **LCS** TestCode: **SIM Polynuclear Aromatic Hydrocarbons SW8270D** BatchID: **264408** Analysis Date: **07/24/2018** Seq No: **8366857**

Analyte	Result	RPT Limit	SPK value	SPK Ref Val	%REC	Low Limit	High Limit	RPD Ref Val	%RPD	RPD Limit	Qual
Benzo(g,h,i)perylene	2.086	0.10	2.000		104	66.1	128				
Benzo(k)fluoranthene	2.521	0.050	2.000		126	67.7	133				
Chrysene	2.394	0.050	2.000		120	71.3	137				
Dibenz(a,h)anthracene	1.739	0.10	2.000		87.0	59.7	125				
Fluoranthene	2.272	0.10	2.000		114	72.3	129				
Fluorene	1.911	0.10	2.000		95.5	69.2	120				
Indeno(1,2,3-cd)pyrene	1.786	0.050	2.000		89.3	66.4	127				
Naphthalene	1.793	0.50	2.000		89.7	56.8	120				
Phenanthrene	2.116	0.050	2.000		106	70.9	120				
Pyrene	2.362	0.050	2.000		118	68.4	138				
Surr: 4-Terphenyl-d14	4.368	0	4.000		109	59.9	128				

Sample ID: **1807J12-012DMS** Client ID: **MW-513BR-0718** Units: **ug/L** Prep Date: **07/24/2018** Run No: **376105**
SampleType: **MS** TestCode: **SIM Polynuclear Aromatic Hydrocarbons SW8270D** BatchID: **264408** Analysis Date: **07/24/2018** Seq No: **8366969**

Analyte	Result	RPT Limit	SPK value	SPK Ref Val	%REC	Low Limit	High Limit	RPD Ref Val	%RPD	RPD Limit	Qual
Acenaphthene	1.821	0.50	2.000	0.2258	79.7	61.4	120				
Acenaphthylene	1.638	1.0	2.000		81.9	63.9	120				
Anthracene	1.771	0.050	2.000		88.6	65.3	120				
Benz(a)anthracene	1.845	0.050	2.000		92.2	76.7	124				
Benzo(a)pyrene	1.699	0.050	2.000		85.0	58.5	120				
Benzo(b)fluoranthene	1.356	0.10	2.000		67.8	52.6	121				
Benzo(g,h,i)perylene	1.347	0.10	2.000		67.4	44.2	120				
Benzo(k)fluoranthene	1.911	0.050	2.000		95.6	59	120				
Chrysene	1.950	0.050	2.000		97.5	65	122				
Dibenz(a,h)anthracene	1.181	0.10	2.000		59.0	38.2	120				
Fluoranthene	1.977	0.10	2.000		98.9	71.7	118				
Fluorene	1.780	0.10	2.000		89.0	65.6	120				

Qualifiers:
> Greater than Result value
BRL Below reporting limit
J Estimated value detected below Reporting Limit
Rpt Lim Reporting Limit
< Less than Result value
E Estimated (value above quantitation range)
N Analyte not NELAC certified
S Spike Recovery outside limits due to matrix
B Analyte detected in the associated method blank
H Holding times for preparation or analysis exceeded
R RPD outside limits due to matrix

Client: Wood Environment & Infrastructure
Project Name: AGL - Augusta
Workorder: 1807J12

ANALYTICAL QC SUMMARY REPORT

BatchID: **264408**

Sample ID: **1807J12-012DMS** Client ID: **MW-513BR-0718** Units: **ug/L** Prep Date: **07/24/2018** Run No: **376105**
SampleType: **MS** TestCode: **SIM Polynuclear Aromatic Hydrocarbons SW8270D** BatchID: **264408** Analysis Date: **07/24/2018** Seq No: **8366969**

Analyte	Result	RPT Limit	SPK value	SPK Ref Val	%REC	Low Limit	High Limit	RPD Ref Val	%RPD	RPD Limit	Qual
Indeno(1,2,3-cd)pyrene	1.283	0.050	2.000		64.1	46.6	120				
Naphthalene	1.748	0.50	2.000	0.07729	83.5	57.3	120				
Phenanthrene	1.803	0.050	2.000		90.2	65.6	120				
Pyrene	2.074	0.050	2.000		104	69	121				
Surr: 4-Terphenyl-d14	2.460	0	2.000		123	59.9	128				

Sample ID: **1807J12-012DMSD** Client ID: **MW-513BR-0718** Units: **ug/L** Prep Date: **07/24/2018** Run No: **376105**
SampleType: **MSD** TestCode: **SIM Polynuclear Aromatic Hydrocarbons SW8270D** BatchID: **264408** Analysis Date: **07/25/2018** Seq No: **8366970**

Analyte	Result	RPT Limit	SPK value	SPK Ref Val	%REC	Low Limit	High Limit	RPD Ref Val	%RPD	RPD Limit	Qual
Acenaphthene	2.001	0.50	2.000	0.2258	88.8	61.4	120	1.821	9.44	24.4	
Acenaphthylene	1.799	1.0	2.000		89.9	63.9	120	1.638	9.38	27.9	
Anthracene	1.865	0.050	2.000		93.2	65.3	120	1.771	5.16	26.3	
Benz(a)anthracene	1.899	0.050	2.000		94.9	76.7	124	1.845	2.87	25	
Benzo(a)pyrene	1.625	0.050	2.000		81.2	58.5	120	1.699	4.47	23.5	
Benzo(b)fluoranthene	1.224	0.10	2.000		61.2	52.6	121	1.356	10.2	24	
Benzo(g,h,i)perylene	1.177	0.10	2.000		58.9	44.2	120	1.347	13.5	32.1	
Benzo(k)fluoranthene	1.849	0.050	2.000		92.5	59	120	1.911	3.28	19.6	
Chrysene	2.025	0.050	2.000		101	65	122	1.950	3.78	23	
Dibenz(a,h)anthracene	0.9878	0.10	2.000		49.4	38.2	120	1.181	17.8	31.7	
Fluoranthene	2.072	0.10	2.000		104	71.7	118	1.977	4.67	23	
Fluorene	1.889	0.10	2.000		94.5	65.6	120	1.780	5.96	25	
Indeno(1,2,3-cd)pyrene	1.192	0.050	2.000		59.6	46.6	120	1.283	7.32	32.4	
Naphthalene	1.886	0.50	2.000	0.07729	90.5	57.3	120	1.748	7.60	27.2	
Phenanthrene	1.908	0.050	2.000		95.4	65.6	120	1.803	5.64	23.5	
Pyrene	2.126	0.050	2.000		106	69	121	2.074	2.49	23.8	
Surr: 4-Terphenyl-d14	2.481	0	2.000		124	59.9	128	2.460	0	0	

Qualifiers:

>	Greater than Result value	<	Less than Result value	B	Analyte detected in the associated method blank
BRL	Below reporting limit	E	Estimated (value above quantitation range)	H	Holding times for preparation or analysis exceeded
J	Estimated value detected below Reporting Limit	N	Analyte not NELAC certified	R	RPD outside limits due to matrix
Rpt Lim	Reporting Limit	S	Spike Recovery outside limits due to matrix		

Client: Wood Environment & Infrastructure
Project Name: AGL - Augusta
Workorder: 1807J12

ANALYTICAL QC SUMMARY REPORT

BatchID: 264469

Sample ID: **MB-264469** Client ID: Units: **ug/L** Prep Date: **07/24/2018** Run No: **376057**
SampleType: **MBLK** TestCode: **Volatile Organic Compounds by GC/MS SW8260B** BatchID: **264469** Analysis Date: **07/24/2018** Seq No: **8364418**

Analyte	Result	RPT Limit	SPK value	SPK Ref Val	%REC	Low Limit	High Limit	RPD Ref Val	%RPD	RPD Limit	Qual
Acetone	BRL	50									
Benzene	BRL	5.0									
Carbon disulfide	BRL	5.0									
Ethylbenzene	BRL	5.0									
Methylene chloride	BRL	5.0									
Toluene	BRL	5.0									
Trichloroethene	BRL	5.0									
Xylenes, Total	BRL	5.0									
Surr: 4-Bromofluorobenzene	39.16	0	50.00		78.3	68	127				
Surr: Dibromofluoromethane	51.19	0	50.00		102	84.4	122				
Surr: Toluene-d8	45.66	0	50.00		91.3	80.1	116				

Sample ID: **LCS-264469** Client ID: Units: **ug/L** Prep Date: **07/24/2018** Run No: **376057**
SampleType: **LCS** TestCode: **Volatile Organic Compounds by GC/MS SW8260B** BatchID: **264469** Analysis Date: **07/24/2018** Seq No: **8364417**

Analyte	Result	RPT Limit	SPK value	SPK Ref Val	%REC	Low Limit	High Limit	RPD Ref Val	%RPD	RPD Limit	Qual
Benzene	19.72	5.0	20.00		98.6	73.7	126				
Toluene	20.59	5.0	20.00		103	76.8	125				
Trichloroethene	21.15	5.0	20.00		106	70.9	124				
Surr: 4-Bromofluorobenzene	39.90	0	50.00		79.8	68	127				
Surr: Dibromofluoromethane	50.90	0	50.00		102	84.4	122				
Surr: Toluene-d8	45.87	0	50.00		91.7	80.1	116				

Sample ID: **1807J12-012AMS** Client ID: **MW-513BR-0718** Units: **ug/L** Prep Date: **07/24/2018** Run No: **376057**
SampleType: **MS** TestCode: **Volatile Organic Compounds by GC/MS SW8260B** BatchID: **264469** Analysis Date: **07/25/2018** Seq No: **8364437**

Analyte	Result	RPT Limit	SPK value	SPK Ref Val	%REC	Low Limit	High Limit	RPD Ref Val	%RPD	RPD Limit	Qual
Benzene	17.83	5.0	20.00		89.2	66.1	137				

Qualifiers:

>	Greater than Result value	<	Less than Result value	B	Analyte detected in the associated method blank
BRL	Below reporting limit	E	Estimated (value above quantitation range)	H	Holding times for preparation or analysis exceeded
J	Estimated value detected below Reporting Limit	N	Analyte not NELAC certified	R	RPD outside limits due to matrix
Rpt Lim	Reporting Limit	S	Spike Recovery outside limits due to matrix		

Client: Wood Environment & Infrastructure
Project Name: AGL - Augusta
Workorder: 1807J12

ANALYTICAL QC SUMMARY REPORT

BatchID: 264469

Sample ID: **1807J12-012AMS** Client ID: **MW-513BR-0718** Units: **ug/L** Prep Date: **07/24/2018** Run No: **376057**
SampleType: **MS** TestCode: **Volatile Organic Compounds by GC/MS SW8260B** BatchID: **264469** Analysis Date: **07/25/2018** Seq No: **8364437**

Analyte	Result	RPT Limit	SPK value	SPK Ref Val	%REC	Low Limit	High Limit	RPD Ref Val	%RPD	RPD Limit	Qual
Toluene	18.40	5.0	20.00		92.0	63.8	141				
Trichloroethene	19.07	5.0	20.00		95.4	70.6	128				
Surr: 4-Bromofluorobenzene	39.99	0	50.00		80.0	68	127				
Surr: Dibromofluoromethane	49.57	0	50.00		99.1	84.4	122				
Surr: Toluene-d8	45.20	0	50.00		90.4	80.1	116				

Sample ID: **1807J12-017AMS** Client ID: **MW-320-0718** Units: **ug/L** Prep Date: **07/24/2018** Run No: **376057**
SampleType: **MS** TestCode: **Volatile Organic Compounds by GC/MS SW8260B** BatchID: **264469** Analysis Date: **07/25/2018** Seq No: **8364443**

Analyte	Result	RPT Limit	SPK value	SPK Ref Val	%REC	Low Limit	High Limit	RPD Ref Val	%RPD	RPD Limit	Qual
Benzene	19.41	5.0	20.00		97.0	66.1	137				
Toluene	20.21	5.0	20.00		101	63.8	141				
Trichloroethene	22.15	5.0	20.00		111	70.6	128				
Surr: 4-Bromofluorobenzene	38.87	0	50.00		77.7	68	127				
Surr: Dibromofluoromethane	49.70	0	50.00		99.4	84.4	122				
Surr: Toluene-d8	45.04	0	50.00		90.1	80.1	116				

Sample ID: **1807J12-012AMSD** Client ID: **MW-513BR-0718** Units: **ug/L** Prep Date: **07/24/2018** Run No: **376057**
SampleType: **MSD** TestCode: **Volatile Organic Compounds by GC/MS SW8260B** BatchID: **264469** Analysis Date: **07/25/2018** Seq No: **8364438**

Analyte	Result	RPT Limit	SPK value	SPK Ref Val	%REC	Low Limit	High Limit	RPD Ref Val	%RPD	RPD Limit	Qual
Benzene	19.20	5.0	20.00		96.0	66.1	137	17.83	7.40	20	
Toluene	20.07	5.0	20.00		100	63.8	141	18.40	8.68	20	
Trichloroethene	20.44	5.0	20.00		102	70.6	128	19.07	6.93	20	
Surr: 4-Bromofluorobenzene	38.36	0	50.00		76.7	68	127	39.99	0	0	
Surr: Dibromofluoromethane	49.75	0	50.00		99.5	84.4	122	49.57	0	0	
Surr: Toluene-d8	45.46	0	50.00		90.9	80.1	116	45.20	0	0	

Qualifiers:
- > Greater than Result value
- BRL Below reporting limit
- J Estimated value detected below Reporting Limit
- Rpt Lim Reporting Limit
- < Less than Result value
- E Estimated (value above quantitation range)
- N Analyte not NELAC certified
- S Spike Recovery outside limits due to matrix
- B Analyte detected in the associated method blank
- H Holding times for preparation or analysis exceeded
- R RPD outside limits due to matrix

Analytical Environmental Services, Inc

Date: 3-Aug-18

Client: Wood Environment & Infrastructure
Project Name: AGL - Augusta
Workorder: 1807J12

ANALYTICAL QC SUMMARY REPORT

BatchID: 264469

Sample ID: **1807J12-017AMSD** Client ID: **MW-320-0718** Units: **ug/L** Prep Date: **07/24/2018** Run No: **376057**
SampleType: **MSD** TestCode: **Volatile Organic Compounds by GC/MS SW8260B** BatchID: **264469** Analysis Date: **07/25/2018** Seq No: **8364444**

Analyte	Result	RPT Limit	SPK value	SPK Ref Val	%REC	Low Limit	High Limit	RPD Ref Val	%RPD	RPD Limit	Qual
Benzene	20.25	5.0	20.00		101	66.1	137	19.41	4.24	20	
Toluene	20.58	5.0	20.00		103	63.8	141	20.21	1.81	20	
Trichloroethene	22.79	5.0	20.00		114	70.6	128	22.15	2.85	20	
Surr: 4-Bromofluorobenzene	39.28	0	50.00		78.6	68	127	38.87	0	0	
Surr: Dibromofluoromethane	49.54	0	50.00		99.1	84.4	122	49.70	0	0	
Surr: Toluene-d8	45.84	0	50.00		91.7	80.1	116	45.04	0	0	

Qualifiers:

>	Greater than Result value	<	Less than Result value	B	Analyte detected in the associated method blank
BRL	Below reporting limit	E	Estimated (value above quantitation range)	H	Holding times for preparation or analysis exceeded
J	Estimated value detected below Reporting Limit	N	Analyte not NELAC certified	R	RPD outside limits due to matrix
Rpt Lim	Reporting Limit	S	Spike Recovery outside limits due to matrix		

Client: Wood Environment & Infrastructure
Project Name: AGL - Augusta
Workorder: 1807J12

ANALYTICAL QC SUMMARY REPORT

BatchID: 264481

Sample ID: **MB-264481** Client ID: Units: **mg/L** Prep Date: **07/25/2018** Run No: **376437**
SampleType: **MBLK** TestCode: **Mercury, Total SW7470A** BatchID: **264481** Analysis Date: **07/30/2018** Seq No: **8375286**

Analyte	Result	RPT Limit	SPK value	SPK Ref Val	%REC	Low Limit	High Limit	RPD Ref Val	%RPD	RPD Limit	Qual
Mercury	BRL	0.00020									

Sample ID: **LCS-264481** Client ID: Units: **mg/L** Prep Date: **07/25/2018** Run No: **376437**
SampleType: **LCS** TestCode: **Mercury, Total SW7470A** BatchID: **264481** Analysis Date: **07/30/2018** Seq No: **8375287**

Analyte	Result	RPT Limit	SPK value	SPK Ref Val	%REC	Low Limit	High Limit	RPD Ref Val	%RPD	RPD Limit	Qual
Mercury	0.005017	0.00020	0.0050		100	80	120				

Sample ID: **1807J12-017BMS** Client ID: **MW-320-0718** Units: **mg/L** Prep Date: **07/25/2018** Run No: **376437**
SampleType: **MS** TestCode: **Mercury, Total SW7470A** BatchID: **264481** Analysis Date: **07/30/2018** Seq No: **8375289**

Analyte	Result	RPT Limit	SPK value	SPK Ref Val	%REC	Low Limit	High Limit	RPD Ref Val	%RPD	RPD Limit	Qual
Mercury	0.004729	0.00020	0.0050		94.6	75	125				

Sample ID: **1807J12-017BMSD** Client ID: **MW-320-0718** Units: **mg/L** Prep Date: **07/25/2018** Run No: **376437**
SampleType: **MSD** TestCode: **Mercury, Total SW7470A** BatchID: **264481** Analysis Date: **07/30/2018** Seq No: **8375290**

Analyte	Result	RPT Limit	SPK value	SPK Ref Val	%REC	Low Limit	High Limit	RPD Ref Val	%RPD	RPD Limit	Qual
Mercury	0.005063	0.00020	0.0050		101	75	125	0.004729	6.82	20	

Qualifiers:

>	Greater than Result value	<	Less than Result value	B	Analyte detected in the associated method blank
BRL	Below reporting limit	E	Estimated (value above quantitation range)	H	Holding times for preparation or analysis exceeded
J	Estimated value detected below Reporting Limit	N	Analyte not NELAC certified	R	RPD outside limits due to matrix
Rpt Lim	Reporting Limit	S	Spike Recovery outside limits due to matrix		

Client: Wood Environment & Infrastructure
Project Name: AGL - Augusta
Workorder: 1807J12

ANALYTICAL QC SUMMARY REPORT

BatchID: **264517**

Sample ID: **MB-264517** Client ID: Units: **ug/L** Prep Date: **07/26/2018** Run No: **376183**
SampleType: **MBLK** TestCode: **SIM Polynuclear Aromatic Hydrocarbons SW8270D** BatchID: **264517** Analysis Date: **07/26/2018** Seq No: **8367661**

Analyte	Result	RPT Limit	SPK value	SPK Ref Val	%REC	Low Limit	High Limit	RPD Ref Val	%RPD	RPD Limit	Qual
Acenaphthene	BRL	0.50									
Acenaphthylene	BRL	1.0									
Anthracene	BRL	0.050									
Benz(a)anthracene	BRL	0.050									
Benzo(a)pyrene	BRL	0.050									
Benzo(b)fluoranthene	BRL	0.10									
Benzo(g,h,i)perylene	BRL	0.10									
Benzo(k)fluoranthene	BRL	0.050									
Chrysene	BRL	0.050									
Dibenz(a,h)anthracene	BRL	0.10									
Fluoranthene	BRL	0.10									
Fluorene	BRL	0.10									
Indeno(1,2,3-cd)pyrene	BRL	0.050									
Naphthalene	BRL	0.50									
Phenanthrene	BRL	0.050									
Pyrene	BRL	0.050									
Surr: 4-Terphenyl-d14	2.372	0	2.000		119	59.9	128				

Sample ID: **LCS-264517** Client ID: Units: **ug/L** Prep Date: **07/26/2018** Run No: **376183**
SampleType: **LCS** TestCode: **SIM Polynuclear Aromatic Hydrocarbons SW8270D** BatchID: **264517** Analysis Date: **07/26/2018** Seq No: **8367662**

Analyte	Result	RPT Limit	SPK value	SPK Ref Val	%REC	Low Limit	High Limit	RPD Ref Val	%RPD	RPD Limit	Qual
Acenaphthene	1.977	0.50	2.000		98.9	64.7	120				
Acenaphthylene	2.082	1.0	2.000		104	63.2	120				
Anthracene	2.204	0.050	2.000		110	69.3	125				
Benz(a)anthracene	2.627	0.050	2.000		131	71.1	141				
Benzo(a)pyrene	2.045	0.050	2.000		102	67.2	131				
Benzo(b)fluoranthene	2.465	0.10	2.000		123	66.1	134				

Qualifiers:
> Greater than Result value
< Less than Result value
B Analyte detected in the associated method blank
BRL Below reporting limit
E Estimated (value above quantitation range)
H Holding times for preparation or analysis exceeded
J Estimated value detected below Reporting Limit
N Analyte not NELAC certified
R RPD outside limits due to matrix
Rpt Lim Reporting Limit
S Spike Recovery outside limits due to matrix

Client: Wood Environment & Infrastructure
Project Name: AGL - Augusta
Workorder: 1807J12

ANALYTICAL QC SUMMARY REPORT

BatchID: **264517**

Sample ID: **LCS-264517** Client ID: Units: **ug/L** Prep Date: **07/26/2018** Run No: **376183**
SampleType: **LCS** TestCode: **SIM Polynuclear Aromatic Hydrocarbons SW8270D** BatchID: **264517** Analysis Date: **07/26/2018** Seq No: **8367662**

Analyte	Result	RPT Limit	SPK value	SPK Ref Val	%REC	Low Limit	High Limit	RPD Ref Val	%RPD	RPD Limit	Qual
Benzo(g,h,i)perylene	1.545	0.10	2.000		77.3	66.1	128				
Benzo(k)fluoranthene	1.848	0.050	2.000		92.4	67.7	133				
Chrysene	2.177	0.050	2.000		109	71.3	137				
Dibenz(a,h)anthracene	1.629	0.10	2.000		81.4	59.7	125				
Fluoranthene	2.444	0.10	2.000		122	72.3	129				
Fluorene	2.069	0.10	2.000		103	69.2	120				
Indeno(1,2,3-cd)pyrene	1.778	0.050	2.000		88.9	66.4	127				
Naphthalene	2.057	0.50	2.000		103	56.8	120				
Phenanthrene	2.124	0.050	2.000		106	70.9	120				
Pyrene	2.353	0.050	2.000		118	68.4	138				
Surr: 4-Terphenyl-d14	2.753	0	2.000		138	59.9	128				S

Sample ID: **1807J12-017DMS** Client ID: **MW-320-0718** Units: **ug/L** Prep Date: **07/26/2018** Run No: **376183**
SampleType: **MS** TestCode: **SIM Polynuclear Aromatic Hydrocarbons SW8270D** BatchID: **264517** Analysis Date: **07/26/2018** Seq No: **8368007**

Analyte	Result	RPT Limit	SPK value	SPK Ref Val	%REC	Low Limit	High Limit	RPD Ref Val	%RPD	RPD Limit	Qual
Acenaphthene	1.588	0.50	2.000		79.4	61.4	120				
Acenaphthylene	1.662	1.0	2.000		83.1	63.9	120				
Anthracene	1.818	0.050	2.000		90.9	65.3	120				
Benz(a)anthracene	2.076	0.050	2.000	0.1161	98.0	76.7	124				
Benzo(a)pyrene	1.444	0.050	2.000	0.06544	68.9	58.5	120				
Benzo(b)fluoranthene	1.762	0.10	2.000	0.1297	81.6	52.6	121				
Benzo(g,h,i)perylene	0.8797	0.10	2.000	0.1267	37.6	44.2	120				S
Benzo(k)fluoranthene	1.325	0.050	2.000	0.1275	59.9	59	120				
Chrysene	1.716	0.050	2.000	0.1602	77.8	65	122				
Dibenz(a,h)anthracene	0.9536	0.10	2.000	0.1477	40.3	38.2	120				
Fluoranthene	1.995	0.10	2.000	0.04908	97.3	71.7	118				
Fluorene	1.681	0.10	2.000		84.1	65.6	120				

Qualifiers:
> Greater than Result value
< Less than Result value
B Analyte detected in the associated method blank
BRL Below reporting limit
E Estimated (value above quantitation range)
H Holding times for preparation or analysis exceeded
J Estimated value detected below Reporting Limit
N Analyte not NELAC certified
R RPD outside limits due to matrix
Rpt Lim Reporting Limit
S Spike Recovery outside limits due to matrix

Client: Wood Environment & Infrastructure
Project Name: AGL - Augusta
Workorder: 1807J12

ANALYTICAL QC SUMMARY REPORT

BatchID: 264517

Sample ID: **1807J12-017DMS** Client ID: **MW-320-0718** Units: **ug/L** Prep Date: **07/26/2018** Run No: **376183**
SampleType: **MS** TestCode: **SIM Polynuclear Aromatic Hydrocarbons SW8270D** BatchID: **264517** Analysis Date: **07/26/2018** Seq No: **8368007**

Analyte	Result	RPT Limit	SPK value	SPK Ref Val	%REC	Low Limit	High Limit	RPD Ref Val	%RPD	RPD Limit	Qual
Indeno(1,2,3-cd)pyrene	1.145	0.050	2.000	0.1324	50.6	46.6	120				
Naphthalene	1.661	0.50	2.000		83.1	57.3	120				
Phenanthrene	1.741	0.050	2.000		87.0	65.6	120				
Pyrene	1.948	0.050	2.000	0.05418	94.7	69	121				
Surr: 4-Terphenyl-d14	2.016	0	2.000		101	59.9	128				

Sample ID: **1807J12-017DMSD** Client ID: **MW-320-0718** Units: **ug/L** Prep Date: **07/26/2018** Run No: **376183**
SampleType: **MSD** TestCode: **SIM Polynuclear Aromatic Hydrocarbons SW8270D** BatchID: **264517** Analysis Date: **07/26/2018** Seq No: **8368008**

Analyte	Result	RPT Limit	SPK value	SPK Ref Val	%REC	Low Limit	High Limit	RPD Ref Val	%RPD	RPD Limit	Qual
Acenaphthene	1.740	0.50	2.000		87.0	61.4	120	1.588	9.17	24.4	
Acenaphthylene	1.817	1.0	2.000		90.8	63.9	120	1.662	8.89	27.9	
Anthracene	1.940	0.050	2.000		97.0	65.3	120	1.818	6.51	26.3	
Benz(a)anthracene	2.208	0.050	2.000	0.1161	105	76.7	124	2.076	6.17	25	
Benzo(a)pyrene	1.540	0.050	2.000	0.06544	73.7	58.5	120	1.444	6.43	23.5	
Benzo(b)fluoranthene	1.841	0.10	2.000	0.1297	85.6	52.6	121	1.762	4.38	24	
Benzo(g,h,i)perylene	1.023	0.10	2.000	0.1267	44.8	44.2	120	0.8797	15.1	32.1	
Benzo(k)fluoranthene	1.412	0.050	2.000	0.1275	64.2	59	120	1.325	6.34	19.6	
Chrysene	1.796	0.050	2.000	0.1602	81.8	65	122	1.716	4.54	23	
Dibenz(a,h)anthracene	1.035	0.10	2.000	0.1477	44.4	38.2	120	0.9536	8.20	31.7	
Fluoranthene	2.145	0.10	2.000	0.04908	105	71.7	118	1.995	7.21	23	
Fluorene	1.837	0.10	2.000		91.8	65.6	120	1.681	8.85	25	
Indeno(1,2,3-cd)pyrene	1.178	0.050	2.000	0.1324	52.3	46.6	120	1.145	2.89	32.4	
Naphthalene	1.733	0.50	2.000		86.6	57.3	120	1.661	4.22	27.2	
Phenanthrene	1.856	0.050	2.000		92.8	65.6	120	1.741	6.42	23.5	
Pyrene	2.037	0.050	2.000	0.05418	99.1	69	121	1.948	4.46	23.8	
Surr: 4-Terphenyl-d14	2.263	0	2.000		113	59.9	128	2.016	0	0	

Qualifiers:
> Greater than Result value
< Less than Result value
B Analyte detected in the associated method blank
BRL Below reporting limit
E Estimated (value above quantitation range)
H Holding times for preparation or analysis exceeded
J Estimated value detected below Reporting Limit
N Analyte not NELAC certified
R RPD outside limits due to matrix
Rpt Lim Reporting Limit
S Spike Recovery outside limits due to matrix

Client: Wood Environment & Infrastructure
Project Name: AGL - Augusta
Workorder: 1807J12

ANALYTICAL QC SUMMARY REPORT

BatchID: 264714

Sample ID: **MB-264714** Client ID: Units: **mg/L** Prep Date: **07/30/2018** Run No: **376443**
SampleType: **MBLK** TestCode: **Cyanide SW9014** BatchID: **264714** Analysis Date: **07/30/2018** Seq No: **8375369**

Analyte	Result	RPT Limit	SPK value	SPK Ref Val	%REC	Low Limit	High Limit	RPD Ref Val	%RPD	RPD Limit	Qual
Cyanide, Total	BRL	0.010									

Sample ID: **LCS-264714** Client ID: Units: **mg/L** Prep Date: **07/30/2018** Run No: **376443**
SampleType: **LCS** TestCode: **Cyanide SW9014** BatchID: **264714** Analysis Date: **07/30/2018** Seq No: **8375370**

Analyte	Result	RPT Limit	SPK value	SPK Ref Val	%REC	Low Limit	High Limit	RPD Ref Val	%RPD	RPD Limit	Qual
Cyanide, Total	0.2650	0.010	0.2500		106	85	115				

Sample ID: **1807J12-012CMS** Client ID: **MW-513BR-0718** Units: **mg/L** Prep Date: **07/30/2018** Run No: **376443**
SampleType: **MS** TestCode: **Cyanide SW9014** BatchID: **264714** Analysis Date: **07/30/2018** Seq No: **8375452**

Analyte	Result	RPT Limit	SPK value	SPK Ref Val	%REC	Low Limit	High Limit	RPD Ref Val	%RPD	RPD Limit	Qual
Cyanide, Total	0.2580	0.010	0.2500		103	70	130				

Sample ID: **1807J12-012CMSD** Client ID: **MW-513BR-0718** Units: **mg/L** Prep Date: **07/30/2018** Run No: **376443**
SampleType: **MSD** TestCode: **Cyanide SW9014** BatchID: **264714** Analysis Date: **07/30/2018** Seq No: **8375465**

Analyte	Result	RPT Limit	SPK value	SPK Ref Val	%REC	Low Limit	High Limit	RPD Ref Val	%RPD	RPD Limit	Qual
Cyanide, Total	0.2360	0.010	0.2500		94.4	70	130	0.2580	8.91	20	

Qualifiers:

>	Greater than Result value	<	Less than Result value	B	Analyte detected in the associated method blank
BRL	Below reporting limit	E	Estimated (value above quantitation range)	H	Holding times for preparation or analysis exceeded
J	Estimated value detected below Reporting Limit	N	Analyte not NELAC certified	R	RPD outside limits due to matrix
Rpt Lim	Reporting Limit	S	Spike Recovery outside limits due to matrix		

Client: Wood Environment & Infrastructure
Project Name: AGL - Augusta
Workorder: 1807J12

ANALYTICAL QC SUMMARY REPORT

BatchID: 264715

Sample ID: **MB-264715** Client ID: Units: **mg/L** Prep Date: **07/30/2018** Run No: **376456**
SampleType: **MBLK** TestCode: **Cyanide SW9014** BatchID: **264715** Analysis Date: **07/30/2018** Seq No: **8375695**

Analyte	Result	RPT Limit	SPK value	SPK Ref Val	%REC	Low Limit	High Limit	RPD Ref Val	%RPD	RPD Limit	Qual
Cyanide, Total	BRL	0.010									

Sample ID: **LCS-264715** Client ID: Units: **mg/L** Prep Date: **07/30/2018** Run No: **376456**
SampleType: **LCS** TestCode: **Cyanide SW9014** BatchID: **264715** Analysis Date: **07/30/2018** Seq No: **8375696**

Analyte	Result	RPT Limit	SPK value	SPK Ref Val	%REC	Low Limit	High Limit	RPD Ref Val	%RPD	RPD Limit	Qual
Cyanide, Total	0.2530	0.010	0.2500		101	85	115				

Sample ID: **1807J12-017CMS** Client ID: **MW-320-0718** Units: **mg/L** Prep Date: **07/30/2018** Run No: **376456**
SampleType: **MS** TestCode: **Cyanide SW9014** BatchID: **264715** Analysis Date: **07/30/2018** Seq No: **8375716**

Analyte	Result	RPT Limit	SPK value	SPK Ref Val	%REC	Low Limit	High Limit	RPD Ref Val	%RPD	RPD Limit	Qual
Cyanide, Total	0.2510	0.010	0.2500		100	70	130				

Sample ID: **1807J12-017CMSD** Client ID: **MW-320-0718** Units: **mg/L** Prep Date: **07/30/2018** Run No: **376456**
SampleType: **MSD** TestCode: **Cyanide SW9014** BatchID: **264715** Analysis Date: **07/30/2018** Seq No: **8375723**

Analyte	Result	RPT Limit	SPK value	SPK Ref Val	%REC	Low Limit	High Limit	RPD Ref Val	%RPD	RPD Limit	Qual
Cyanide, Total	0.2520	0.010	0.2500		101	70	130	0.2510	0.398	20	

Qualifiers:

>	Greater than Result value	<	Less than Result value	B	Analyte detected in the associated method blank
BRL	Below reporting limit	E	Estimated (value above quantitation range)	H	Holding times for preparation or analysis exceeded
J	Estimated value detected below Reporting Limit	N	Analyte not NELAC certified	R	RPD outside limits due to matrix
Rpt Lim	Reporting Limit	S	Spike Recovery outside limits due to matrix		

Client: Wood Environment & Infrastructure
Project Name: AGL - Augusta
Workorder: 1807J12

ANALYTICAL QC SUMMARY REPORT

BatchID: 264818

Sample ID: **MB-264818** Client ID: Units: **mg/L** Prep Date: **08/01/2018** Run No: **376686**
SampleType: **MBLK** TestCode: **Mercury, Total SW7470A** BatchID: **264818** Analysis Date: **08/01/2018** Seq No: **8381466**

Analyte	Result	RPT Limit	SPK value	SPK Ref Val	%REC	Low Limit	High Limit	RPD Ref Val	%RPD	RPD Limit	Qual
Mercury	BRL	0.00020									

Sample ID: **LCS-264818** Client ID: Units: **mg/L** Prep Date: **08/01/2018** Run No: **376686**
SampleType: **LCS** TestCode: **Mercury, Total SW7470A** BatchID: **264818** Analysis Date: **08/01/2018** Seq No: **8381467**

Analyte	Result	RPT Limit	SPK value	SPK Ref Val	%REC	Low Limit	High Limit	RPD Ref Val	%RPD	RPD Limit	Qual
Mercury	0.005548	0.00020	0.0050	0.0001302	108	80	120				

Sample ID: **1807J12-012BMS** Client ID: **MW-513BR-0718** Units: **mg/L** Prep Date: **08/01/2018** Run No: **376686**
SampleType: **MS** TestCode: **Mercury, Total SW7470A** BatchID: **264818** Analysis Date: **08/01/2018** Seq No: **8381469**

Analyte	Result	RPT Limit	SPK value	SPK Ref Val	%REC	Low Limit	High Limit	RPD Ref Val	%RPD	RPD Limit	Qual
Mercury	0.005572	0.00020	0.0050	0.0001626	108	75	125				

Sample ID: **1807J12-012BMSD** Client ID: **MW-513BR-0718** Units: **mg/L** Prep Date: **08/01/2018** Run No: **376686**
SampleType: **MSD** TestCode: **Mercury, Total SW7470A** BatchID: **264818** Analysis Date: **08/01/2018** Seq No: **8381470**

Analyte	Result	RPT Limit	SPK value	SPK Ref Val	%REC	Low Limit	High Limit	RPD Ref Val	%RPD	RPD Limit	Qual
Mercury	0.005360	0.00020	0.0050	0.0001626	104	75	125	0.005572	3.88	20	

Qualifiers:

>	Greater than Result value	<	Less than Result value	B	Analyte detected in the associated method blank
BRL	Below reporting limit	E	Estimated (value above quantitation range)	H	Holding times for preparation or analysis exceeded
J	Estimated value detected below Reporting Limit	N	Analyte not NELAC certified	R	RPD outside limits due to matrix
Rpt Lim	Reporting Limit	S	Spike Recovery outside limits due to matrix		

APPENDIX C

SEEPAGE VELOCITY CALCULATIONS

Appendix C
Seepage Velocity Calculations
Atlanta Gas Light Company
Former Manufactured Gas Plant Site
Augusta, Georgia

Hydrogeologic Unit	Hydraulic Conductivity (cm/sec)	Porosity (unitless)	July 16-17, 2018		Monitoring wells used for gradient calculations
			Gradient	Velocity (ft/day)	
Alluvium	1.170E-03	2.10E-01	1.45E-02	2.3E-01	MW-17 & 126 contour
Galliard	1.500E-04	2.60E-01	1.74E-02	2.8E-02	MW-207; MW-505D; MW-304
Galliard	1.500E-04	2.60E-01	3.25E-03	5.3E-03	MW-21; MW-24; MW-203
Galliard	1.500E-04	2.60E-01	4.00E-03	6.5E-03	MW-21; MW-22; MW-25
Saprolite	8.980E-06	8.00E-02	2.58E-03	8.2E-04	MW-306SAP; MW-310SAP; MW-214
Bedrock*	9.348E-04	1.42E-02	2.49E-03	4.6E-01	MW-325; MW-318; MW-315
Bedrock*	9.348E-04	1.42E-02	1.43E-03	2.7E-01	MW-306BR; MW-313; MW-309BR
Bedrock*	9.348E-04	6.00E-01	2.49E-03	1.1E-02	MW-325; MW-318; MW-315
Bedrock*	9.348E-04	6.00E-01	1.43E-03	6.3E-03	MW-306BR; MW-313; MW-309BR

*Bedrock porosity range taken from Applied Hydrogeology 4th Ed., Fetter, 2001
Multiple bedrock and Galliard gradients are presented from different areas of the site.
Porosities used in velocity calculations are average specific yield values published in USGS Water Supply Paper 1662-D
Vs=Ki/n

where:
Vs=seepage velocity (velocity)
K=horizontal hydraulic conductivity
i=horizontal hydraulic gradient (gradient)
n=porosity

Prepared by/date: AS 8/13/2018
Checked by/date: JMQ 10/04/2018

Atlanta Gas Light Company
Former Manufactured Gas Plant
24th Semiannual Corrective Action Effectiveness Report - July 2018 Groundwater Monitoring Event
Augusta, Richmond County, Georgia

Groundwater Elevation Map for the Alluvium
July 16-17, 2018

Prepared by/Date: JRM - 9/21/2018
Checked by/Date: AS - 9/21/2018
Project Number: 6122150235

wood.

Figure: C-1

Document Path: G:\AGL_Augusta\mxds\Augusta_24th_Semi_Annual_CAER_Report\Appendix_GW_Alluvium.mxd

Atlanta Gas Light Company
Former Manufactured Gas Plant
24th Semiannual Corrective Action Effectiveness Report - July 2018 Groundwater Monitoring Event
Augusta, Richmond County, Georgia

3-Point Gradient Estimation for the Galliard
July 16-17, 2018

Prepared by/Date: JRM - 9/21/2018	wood.	Figure:
Checked by/Date: JMQ - 9/21/2018		C-2
Project Number: 6122150235		

Document Path: G:\AGL_Augusta\mxds\Augusta_24th_Semi_Annual_CAER_Report\Three_Point_Gradient_Galliard.mxd

Atlanta Gas Light Company
Former Manufactured Gas Plant
24th Semiannual Corrective Action Effectiveness
Report - July 2018 Groundwater Monitoring Event
Augusta, Richmond County, Georgia

3-Point Gradient Estimation for the Saprolite
July 16-17, 2018

Prepared by/Date: JRM - 9/21/2018	wood.	Figure:
Checked by/Date: AS - 9/21/2018		C-3
Project Number: 6122150235		

Document Path: G:\AGL_Augusta\mxds\Augusta_24th_Semi_Annual_CAER_Report\Three_Point_Gradient_Saprolite.mxd

Notes:

MW-306TZ, MW-309TZ and MW-310TZ are in Depth Discrete Sampling Port (DDSP) wells.

MSL - Mean Sea Level

Atlanta Gas Light Company
Former Manufactured Gas Plant
24th Semiannual Corrective Action Effectiveness Report - July 2018 Groundwater Monitoring Event
Augusta, Richmond County, Georgia

3-Point Gradient Estimation for the Bedrock and Transition Wells - July 16-17, 2018

Prepared by/Date: RD - 9/21/2018	wood.	Figure:
Checked by/Date: JMQ - 9/21/2018		C-4
Project Number: 6122150235		

Document Path: G:\AGL_Augusta\mxds\Augusta_24th_Semi_Annual_CAER_Report\Three_Point_Gradient_BR_and_TZ.mxd

APPENDIX D

ANALYTICAL DATA VALIDATION CHECKLIST

July 2018 Data Evaluation Narrative
Project: Atlanta Gas Light
Wood Project Number: 6122150235.03.**
Site: Augusta, GA
Matrix: Groundwater

AES SDG No: 1807I04

Introduction

A data quality evaluation (DQE) was performed on the data reported for the groundwater sampling event conducted at the Atlanta Gas Light (AGL) facility located in Augusta, Georgia in July 2018. The following sections provide summary discussions of the required data qualifications for the analytical methods for samples collected. A Level II DQE validation was performed on the samples analyzed by the fixed-based laboratory within these sample delivery groups (SDGs). A Level II DQE consists of review of the following criteria: sample integrity, holding times, reporting limits, method blanks, laboratory control samples (LCSs), surrogate recoveries (where applicable), matrix spikes/matrix spike duplicate (MS/MSD) recoveries and relative percent differences (RPDs), laboratory and field duplicate RPDs, and trip, field, and/or equipment blanks. Data were reviewed using precision and accuracy control limits presented in the laboratory's QAPP. Additionally, the data summary tables generated from the electronic data deliverable (EDD) were compared to the laboratory hardcopy data report to verify that the EDD and data report match.

DQE data qualifications were applied, if necessary, in accordance with procedures in United States Environmental Protection Agency guidelines (USEPA, 2008/2011), the method, and professional judgment using the following qualifiers:

J = The reported concentration is considered an estimated value.

Deliverables

The data package as submitted to Wood Environment and Infrastructure Solutions, Inc. (Wood, formerly Amec Foster Wheeler / AMEC) are complete for USEPA Methods SW8260B, SW8270D-SIM, SW6020B, SW7470A, and SW9014.

Sample Integrity

Samples within this SDG were submitted to Analytical Environmental Services (AES) in Atlanta, Georgia for select volatile organic compounds (VOCs) by USEPA Method 8260B, polynuclear aromatic hydrocarbons (PAHs) by USEPA Method 8270D - selective ion monitoring (SIM), metals [antimony (Sb), arsenic (As), barium (Ba), beryllium (Be), cadmium (Cd), chromium (Cr), copper (Cu), lead (Pb), nickel (Ni), selenium (Se), thallium (Tl) vanadium (V), and zinc (Zn)] by USEPA Method SW6020B, mercury by USEPA Method 7470A, and cyanide by USEPA Method 9014.

Based on the information provided on the Chain-of-Custody (COC) forms, the field samples arrived at the laboratory intact and within the temperature range. Completed COC documents are included in the data package.

Sample Identification

This SDG contains the following water and QC samples:

Sample ID	Sample Date	DQE Level	Sample ID	Sample Date	DQE Level
MW-19-0718	07/17/18	II	MW-05-0718	07/18/18	II
MW-12-0718	07/17/18	II	MW-310BR-0718	07/18/18	II
MW-306D-0718	07/17/18	II	MW-310SAP-0718	07/18/18	II
MW-306BR-0718	07/17/18	II	MW-501S-0718	07/18/18	II
MW-306SAP-0718	07/17/18	II	DUP-04-0718	07/18/18	II
MW-306TZ-0718	07/17/18	II	MW-404DR-0718	07/18/18	II
MW-311-0718	07/17/18	II	MW-309BR-0718	07/18/18	II
MW-402D-0718	07/17/18	II	MW-303-0718	07/18/18	II
MW-402S-0718	07/17/18	II	MW-602-0718	07/18/18	II
MW-507BR-0718	07/17/18	II	MW-304-0718	07/18/18	II
DUP-1-0718	07/17/18	II	MW-207-0718	07/18/18	II
DUP-2-0718	07/17/18	II	MW-508BR-0718	07/18/18	II
DUP-3-0718	07/17/18	II	TB-2-0718	07/18/18	II
TB-1-0718	07/17/18	II			

These samples were collected on July 17 and July 18, 2018, however the laboratory erroneously indicated samples TB-1-0718 and TB-2-0718, which are trip blanks, were collected on 7/20/18. The correct sample dates are noted above. Field duplicates and their associated parent samples in this SDG are as follows:

Parent Sample	Duplicate Sample
MW-12-0718	DUP-1-0718
MW-306BR-0718	DUP-2-0718
MW-19-0718	DUP-3-0718
MW-501S-0718	DUP-04-0718

VOCs (SW8260B)

The samples in this SDG including the trip blanks were submitted to AES for VOC analysis by Method 8260B. The Level II components were within laboratory QC limits with the exception of MS/MSD recoveries.

Matrix Spike/Matrix Spike Duplicate

MS/MSD analyses were performed on samples MW-12-0718 and MW-304-0718, and the percent recoveries were outside of QC limits for benzene in sample MW-12-0718.

Action: No qualification was necessary because the sample result was greater than four times the spike amount.

PAHs (SW8270-SIM)

The samples in this SDG were submitted to AES for PAH analysis by Method 8270D-SIM. The Level II components were within laboratory QC limits with the exception of MS/MSD and surrogate recoveries, and field duplicate precision.

Matrix Spike/Matrix Spike Duplicate

An MS/MSD analysis was performed on sample DUP-1-0718, and the percent recoveries were outside of QC limits for anthracene, fluoranthene, acenaphthene, fluorene, phenanthrene, and naphthalene.

Action: The anthracene result for sample DUP-1-0718 was qualified as estimated and flagged "J". No qualification was necessary for acenaphthene because the MSD recovery and RPD were within QC limits. No qualification was necessary for fluorene, phenanthrene, and naphthalene because the samples were analyzed at a dilution and the sample result was greater than four times the spike amount.

Surrogate Recoveries

The recovery of method specified surrogate 4-terphenyl-d_{14} was above the upper QC limit for samples MW-306SAP-0718, DUP-1-0718, MW-309BR-0718, and MW-12-0718, indicating a possible high bias. No qualification is necessary for non-detect results associated with high surrogate recoveries.

Action: The acenaphthylene, anthracene, fluoranthene, and pyrene results for samples DUP-1-0718 and MW-12-0718 were qualified as estimated and flagged "J". No qualification was necessary for samples MW-306SAP-0718 and MW-309BR-0718.

Field Duplicate Precision

Four field duplicate pairs were submitted with this SDG, and the RPD was outside of QC limits for acenaphthylene in sample/duplicate pair MW-12-0718 / DUP-01-0718.

Action: The acenaphthylene results for samples MW-12-0718 and DUP-01-0718 were qualified as estimated and flagged "J".

Metals (SW6020B)

The samples in this SDG were submitted to AES for metals analysis (Sb, As, Ba, Be, Cd, Cr, Cu, Pb, Ni, Se, Tl, V, and Zn) by Method SW6020B. The Level II components were within laboratory QC limits.

Mercury (SW7470A)

The samples in this SDG were submitted to AES for mercury analysis by Method SW7470A. The Level II components were within laboratory QC limits.

Cyanide (SW9014)

The samples in this SDG were submitted to AES for cyanide analysis by Method SW9014. The Level II components were within laboratory QC limits.

Overall Site Evaluation and Professional Judgment Flagging Changes

The chemical data included in this SDG was validated in general accordance with the guidelines contained in the project work plan and no DQE flags were modified based on professional judgment.

References

USEPA, 2008/2011. Data Validation Standard Operating Procedures for Contract Laboratory Program Routine Analytical Services. Prepared by the Region 4, United States Environmental Protection Agency, Science and Ecosystem Support Division, August 2008 (organic), September 2011 (inorganic).

Prepared by/Date: DLH 09/07/18
Checked By/Date: DWK 09/11/18

DQE CHECKLISTS

LEVEL II DATA QUALITY VALIDATION RECORD

Project: AGL Augusta
Project No: 6122150235.03.****
Method: VOCs by SW8260B
Laboratory and Lot: AES SDG: 1807I04
Reviewer/Date: D. Howard 08/28/18 **Senior Reviewer/Date:** D. Knaub 09/11/18

YES NO NA **COMMENTS**

Groundwater samples analyzed for select VOCs include: MW-19-0718, MW-12-0718, MW-306D-0718, MW-306BR-0718, MW-306SAP-0718, MW-306TZ-0118, MW-311-0718, MW-402D-0718, MW-402S-0718, DUP1-0718, DUP-2-0718, DUP-3-0718, DUP-4-0718, TB-1-0718, MW-05-0718, MW-310BR-0718, MW-501S-0718, DUP-04-0718, MW-404DR-0718, MW-309BR-0718, MW-303-0718, MW-602-0718, MW-304-0718, MW-207-0718, MW-508BR-0718, TB-2-0718

X **Case Narrative and COC Completeness Review**
Cooler temps: 1.0, 1.3, 4.1, 3.9, 2.5, 2.8, 3.7, 4.0 °C

X **Holding times met**
Collected: 07/17/18, 07/18/18
Anal: 07/23/18, 07/24/18

X **QC Blanks Review**
MB-264420 = ND, MB-264435 = ND
TB-1-0718 = ND, TB-2-0718 = ND

X **Laboratory Control Sample (LCS) recovery within limits**
LCS- 264420 – All % Rec OK, LCS-264435 – All % Rec OK

X **Surrogate recovery within limits**
All OK

X **Lab Duplicate - Field Duplicate precision goals met (30%).**

	DUP-1-0118	MW-12-0118	RPD
benzene	9000	8700	3.4
ethylbenzene	1800	2000	10.5
toluene	740	710	4.1
xylenes, total	1100	1300	16.7

DUP-2-0718 = MW-306BR-0118 Both ***ND – OK***
DUP-3-0718 = MW-19-0718 Both **ND - OK**
DUP-4-0718 = MW-501S-0718 ***Both ND - OK***

VOCs (continued)

YES	NO	NA	COMMENTS
	X		**Matrix Spike recoveries and RPDs within limits (if applicable)** p. 84-85 MW-304-0718 - All % Rec and RPDs OK p. 87-88 MW-12-0718 benzene = 62.2, 37.8% RPD = 5.05 Sample > *4x the spike, no flag*
X			**EDD Data Verification vs. Hardcopy (10% samples for each SDG)** *Dilutions: MW-12-0718, MW-304-0718 and DUP-1-0718*

LEVEL II DATA QUALITY VALIDATION RECORD

Project: AGL Augusta
Project No: 6122150235.03.****
Method: PAHs by SW8270D-SIM
Laboratory and Lot: AES SDG: 1807I04
Reviewer/Date: D. Howard 08/29/18 **Senior Reviewer/Date:** D. Knaub 09/11/18

YES NO NA **COMMENTS**

Groundwater samples analyzed for PAHs include: MW-19-0718, MW-12-0718, MW-306D-0718, MW-306BR-0718, MW-306SAP-0718, MW-306TZ-0118, MW-311-0718, MW-402D-0718, MW-402S-0718, DUP1-0718, DUP-2-0718, DUP-3-0718, DUP-4-0718, MW-05-0718, MW-310BR-0718, MW-501S-0718, DUP-04-0718, MW-404DR-0718, MW-309BR-0718, MW-303-0718, MW-602-0718, MW-304-0718, MW-207-0718, MW-508BR-0718

X **Case Narrative and COC Completeness Review**
Cooler temp: 1.0, 1.3, 4.1, 3.9, 2.5, 2.8, 3.7, 4.0 °C

X **Holding times met**
Collected: 07/17/18, 07/18/18
Prep: 07/20/18, 07/24/18
Anal: 07/23/18, 07/24/18, 07/25/18

X **QC Blanks Review**
MB-264297 = ND
MB-264408 = ND

X **Laboratory Control Sample (LCS) recovery within limits**
LCS-264297- All % Rec OK
LCS-264408 - All % Rec OK

X **Surrogate recovery within limits**
MW-306SAP-0718
4-terphenyl-d_{14} = **138**% ***Assoc. pos. results flagged "J",*** *All ND no flags*
DUP-1-0718
4-terphenyl-d_{14} = **153**% ***Assoc. pos. undiluted results flagged "J"***
MW-309BR-0718
4-terphenyl-d_{14} = **162**% ***Assoc. pos. results flagged "J",*** *All ND no flags*
MW-12-01118
4-terphenyl-d_{14} = **136**% ***Assoc. pos. undiluted results flagged "J"***

PAHs (continued)

YES	NO	NA	COMMENTS
X			**Lab Duplicate - Field Duplicate precision goals met (30%).**

	MW-12-0718	DUP-01-0718	RPD
acenaphthene	89	94	5.5
acenaphthylene	2.9	1.5	**63.6***
anthracene	2.0	2.0	0.0
fluoranthene	0.29	0.31	6.7
fluorene	21	22	4.7
naphthalene	5200	5500	5.6
phenanthrene	13	13	0.0
pyrene	0.28	0.30	6.9

Flag associated results "J"

	MW-306BR-0718	DUP-2-0718	RPD
anthracene	0.22	0.22	3.92
fluorene	1.8	2.1	8.33
naphthalene	260	270	8.70
phenanthrene	1.1	1.0	8.00
pyrene	0.092	0.089	8.70

	MW-19-0718	DUP-3-0718	RPD
anthracene	ND	0.077	NC

DUP-04-0718 = MW-501S-0718 ***Both ND – OK***

X **Matrix Spike recoveries and RPDs within limits (if applicable)**

p. 72-73 DUP-1-0718
acenaphthylene = 29.1, 24.7% RPD = 4.36 ***Flag assoc. result "J"***
anthracene = 121, 71% RPD = 26.0, MSD and RPD ok, no flags required
Results reported, from diluted run (no flags):
acenaphthene = 847, -202% Sample conc. >4x spike conc. no flag required
fluorene = 232, *-16.6%* Sample conc. >4x spike conc. no flag required
phenanthrene = 197, 45.4% Sample conc. >4x spike conc. no flag required
naphthalene =65900 / -4300% Sample conc. >4x spike conc. no flag required

p. 82, 1807J12-012DMS/MSD not a project sample from this SDG

X **EDD Data Verification vs. Hardcopy (10% samples for each SDG)**

Dilutions: *MW-12-0718, MW-306BR-0718, MW-306TZ-0718, DUP-1-0718, DUP-2-0718, MW-304-0718*

LEVEL II DATA QUALITY VALIDATION RECORD

Project: AGL Augusta
Project No: 6122150235.03.****
Method: Metals by SW6020B
Laboratory and Lot: AES SDG: 1807I04
Reviewer/Date: D. Howard 08/31/18 **Senior Reviewer/Date:** D. Knaub 09/11/18

YES NO NA **COMMENTS**

Groundwater samples analyzed for Sb, As, Ba, Be, Cd, Cr, Cu, Pb, Ni, Se, Tl, V, and Zn include: MW-19-0718, MW-12-0718, MW-306D-0718, MW-306BR-0718, MW-306SAP-0718, MW-306TZ-0118, MW-311-0718, MW-402D-0718, MW-402S-0718, DUP1-0718, DUP-2-0718, DUP-3-0718, DUP-4-0718, MW-05-0718, MW-310BR-0718, MW-501S-0718, DUP-04-0718, MW-404DR-0718, MW-309BR-0718, MW-303-0718, MW-602-0718, MW-304-0718, MW-207-0718, MW-508BR-0718

X **Case Narrative and COC Completeness Review**
Cooler temp: 1.0, 1.3, 4.1, 3.9, 2.5, 2.8, 3.7, 4.0 °C

X **Holding times met**
Collected: 07/17/18, 07/18/18
Prepared: 07/24/18
Analyzed: 07/24/18, 07/25/18, 07/26/18

X **QC Blanks Review**
MB-264378 = ND, MB-264379 = ND

X **Laboratory Control Sample (LCS) recovery within limits**
LCS-264378 – All % Rec OK LCS-264379 – All % Rec OK

X **Lab Duplicate - Field Duplicate precision goals met (20%)**.

	DUP-01-0118 = MW-12-0718		RPD
Sb	0.00784	ND	NC
Ba	0.210	0.181	14.8
	DUP-02-0118 = MW-306BR-0718		RPD
Sb	0.00706	ND	NC
Ba	0.522	0.466	11.3
	DUP-03-0718 = MW-19-0718		RPD
Sb	0.00743	ND	NC
Ba	0.112	0.0936	17.9
Ni	0.0407	0.0359	12.5
Zn	0.0764	0.0704	8.2
	DUP-04-0118 = MW-501S-0718		RPD
Ba	0.0350	0.0363	3.7

X **Matrix Spike recoveries and RPDs within limits (if applicable)**
p. 76-78 1807H57-002CMS not a project sample
p. 79-80 MW-507BR-0718, All %Rec and RPDs OK

X **EDD Data Verification vs. Hardcopy (10% samples for each SDG)**

LEVEL II DATA QUALITY VALIDATION RECORD

Project: AGL Augusta
Project No: 6122150235.03.****
Method: Mercury by SW7470A
Laboratory and Lot: AES SDG: 1807I04
Reviewer/Date: D. Howard 8/31/1818 **Senior Reviewer/Date:** D. Knaub 09/11/18

YES NO NA **COMMENTS**

Groundwater samples analyzed for mercury include MW-19-0718, MW-12-0718, MW-306D-0718, MW-306BR-0718, MW-306SAP-0718, MW-306TZ-0118, MW-311-0718, MW-402D-0718, MW-402S-0718, DUP1-0718, DUP-2-0718, DUP-3-0718, DUP-4-0718, MW-05-0718, MW-310BR-0718, MW-501S-0718, DUP-04-0718, MW-404DR-0718, MW-309BR-0718, MW-303-0718, MW-602-0718, MW-304-0718, MW-207-0718, MW-508BR-0718

X **Case Narrative and COC Completeness Review**
Cooler temp: 01.0, 1.3, 4.1, 3.9, 2.5, 2.8, 3.7, 4.0 °C

X **Holding times met**
Collected: 07/17/18, 07/18/18
Prep: 07/25/18
Anal: 07/26/18, 07/30/18

X **QC Blanks Review**
MB-264479 = ND, MB-264480 = ND, MB-264481 = ND

X **Laboratory Control Sample (LCS) recovery within limits**
LCS-2264479 % Rec OK LCS-264480 %Rec OK LCS-264481 %Rec OK

X **Lab Duplicate - Field Duplicate precision goals met (20%).**
DUP-01-0118 = MW-12-7118, Both ND – OK
DUP-02-0118 = MW-306BR-0718 Both ND – OK
DUP-03-0718 = MW-19-0718, Both ND – OK
DUP-04-0118 = MW-05-0718, Both ND - OK

X **Matrix Spike recoveries and RPDs within limits (if applicable)**
p. 89 1807H56-001BMS/MSD not a project sample - OK
p. 90 MW-19-0718 Hg = 98.6, 98.3% RPD=0.266 - OK
p. 91 1807J12-017BMS/MSD not a project sample - OK

X **EDD Data Verification vs. Hardcopy (10% samples for each SDG)**

LEVEL II DATA QU0ALITY VALIDATION RECORD

Project: AGL Augusta
Project No: 6122150235.03.****
Method: Cyanide by SW9014
Laboratory and Lot: AES SDG: 1807I04
Reviewer/Date: D. Howard 8/31/18 **Senior Reviewer/Date:** D. Knaub 09/11/18

YES NO NA **COMMENTS**

Groundwater samples analyzed for cyanide include: MW-19-0718, MW-12-0718, MW-306D-0718, MW-306BR-0718, MW-306SAP-0718, MW-306TZ-0118, MW-311-0718, MW-402D-0718, MW-402S-0718, DUP1-0718, DUP-2-0718, DUP-3-0718, DUP-4-0718, MW-05-0718, MW-310BR-0718, MW-501S-0718, DUP-04-0718, MW-404DR-0718, MW-309BR-0718, MW-303-0718, MW-602-0718, MW-304-0718, MW-207-0718, MW-508BR-0718

X **Case Narrative and COC Completeness Review**
Cooler temp: 1.0, 1.3, 4.1, 3.9, 2.5, 2.8, 3.7, 4.0 °C

X **Holding times met**
Collected: 07/17/18, 07/18/18
Anal: 07/24/18, 07/30/18

X **QC Blanks Review**
MB-264433 = ND MB-264714 = ND

X **Laboratory Control Sample (LCS) recovery within limits**
LCS-264433 –%Rec OK LCS-264714 – % Rec OK

X **Lab Duplicate - Field Duplicate precision goals met (20%).**

DUP-01-0118 =	MW-12-7118	RPD
ND	0.013	NC
DUP-02-0118 =	MW-306BR-0718	
Both ND – OK		
DUP-03-0718 =	MW-19-0718	RPD
0.020	0.019	5.1
DUP-04-0118 =	MW-501S-0718	RPD
ND	0.016	NC

X **Matrix Spike recoveries and RPDs within limits (if applicable)**
p. 86 1807E95-001CMS/MSD not a project sample – OK
p. 92 1807J12-012CMS/MSD not a project sample – OK

X **EDD Data Verification vs. Hardcopy (10% samples for each SDG)**

July 2018 Data Evaluation Narrative
Project: Atlanta Gas Light
Wood Project Number: 6122150235.03.**
Site: Augusta, GA
Matrix: Groundwater

AES SDG No: 1807J12

Introduction

A data quality evaluation (DQE) was performed on the data reported for the groundwater sampling event conducted at the Atlanta Gas Light (AGL) facility located in Augusta, Georgia in July 2018. The following sections provide summary discussions of the required data qualifications for the analytical methods for samples collected. A Level II DQE validation was performed on the samples analyzed by the fixed-based laboratory within these sample delivery groups (SDGs). A Level II DQE consists of review of the following criteria: sample integrity, holding times, reporting limits, method blanks, laboratory control samples (LCSs), surrogate recoveries (where applicable), matrix spikes/matrix spike duplicate (MS/MSD) recoveries and relative percent differences (RPDs), laboratory and field duplicate RPDs, and trip, field, and/or equipment blanks. Data were reviewed using precision and accuracy control limits presented in the laboratory's quality assurance project plan (QAPP). Additionally, the data summary tables generated from the electronic data deliverable (EDD) were compared to the laboratory hardcopy data report to verify that the EDD and data report match.

DQE data qualifications were applied, if necessary, in accordance with procedures in United States Environmental Protection Agency (USEPA) guidelines (USEPA, 2008/2011), the method, and professional judgment using the following qualifiers:

J = The reported concentration is considered an estimated value.
UJ = The constituent was not detected; the detection limit may be imprecise.

Deliverables

The data package as submitted to Wood Environment and Infrastructure Solutions, Inc. (Wood, formerly Amec Foster Wheeler / AMEC) are complete for USEPA Methods SW8260B, SW8270D-SIM, SW6020B, SW7470A, and SW9014.

Sample Integrity

Samples within this SDG were submitted to Analytical Environmental Services (AES) in Atlanta, Georgia for select volatile organic compounds (VOCs) by USEPA Method SW8260B, polynuclear aromatic hydrocarbons (PAHs) by USEPA Method SW8270D - selective ion monitoring (SIM), metals [antimony (Sb), arsenic (As), barium (Ba), beryllium (Be), cadmium (Cd), chromium (Cr), copper (Cu), lead (Pb), nickel (Ni), selenium (Se), thallium (Tl) vanadium (V), and zinc (Zn)] by

USEPA Method SW6020B, mercury by USEPA Method SW7470A, and cyanide by USEPA Method SW9014.

Based on the information provided on the Chain-of-Custody (COC) forms, the field samples arrived at the laboratory intact and within the temperature range. Completed COC documents are included in the data package.

Sample Identification

This SDG contains the following water and QC samples:

Sample ID	Sample Date	DQE Level	Sample ID	Sample Date	DQE Level
MW-21-0718	07/19/18	II	MW-500BR-0718	07/19/18	II
MW-22-0718	07/19/18	II	MW-505D-0718	07/19/18	II
MW-206-0718	07/19/18	II	MW-513BR-0718	07/19/18	II
MW-214-0718	07/19/18	II	TB-3-0718	07/19/18	II
MW-313-0718	07/19/18	II	MW-203-0718	07/19/18	II
MW-318-0718	07/19/18	II	MW-315-0718	07/19/18	II
MW-325-0718	07/19/18	II	MW-319-0718	07/19/18	II
MW-408DR-0718	07/19/18	II	MW-320-0718	07/19/18	II
MW-408S-0718	07/19/18	II			

These samples were collected on July 19, 2018, however the laboratory erroneously indicated sample TB-3-0718, which is a trip blank, was collected on 7/20/18. The correct sample date is noted above. Samples MW-513BR-0718 and MW-320-0718 were submitted for MS/MSD analysis.

VOCs (SW8260B)

The samples in this SDG including the trip blank were submitted to AES for VOC analysis by Method SW8260B. The Level II components were within laboratory QC limits.

PAHs (SW8270D-SIM)

The samples in this SDG were submitted to AES for PAH analysis by Method SW8270D-SIM. The Level II components were within laboratory QC limits with the exception of MS/MSD and surrogate recoveries.

Matrix Spike/Matrix Spike Duplicate

MS/MSD analyses were performed on samples MW-513BR-0718 and MW-320-0817, and the MS recovery was below the lower QC limit for benzo(g,h,i)perylene in sample MW-320-0718.

Action: No qualification was necessary because the MSD recovery and RPD were within QC limits.

Surrogate Recoveries

The recovery of method specific surrogate 4-terphenyl-d_{14} was above the upper QC limit for samples MW-21-0718, MW-22-0718, MW-500BR-0718, MW-505D-718, MW-206-0718, MW-214-0718, MW-313-0718, MW-325-0718, and MW-319-0718, indicating a possible high bias. No qualification is necessary for non-detect results associated with high surrogate recoveries.

Action: The associated undiluted positive results were qualified as estimated and flagged "J" as follows: MW-500BR-0718 - anthracene, fluoranthene, and pyrene; MW-505D-0718 - acenaphthene, anthracene, fluoranthene, fluorene, phenanthrene, and pyrene; and MW-325-0718 - benzo(b)fluoranthene, benzo(a)pyrene, benzo(b)fluoranthene, benzo(g,h,i)perylene, benzo(k)fluoranthene, chrysene, dibenzo(a,h)anthracene, indeno(1,2,3-cd)pyrene, and pyrene. No qualification was necessary for the remaining samples.

Metals (SW6020B)

The samples in this SDG were submitted to AES for metals analysis (Sb, As, Ba, Be, Cd, Cr, Cu, Pb, Ni, Se, Tl, V, and Zn) by Method SW6020B. The Level II components were within laboratory QC limits with the exception of MS/MSD recoveries.

Matrix Spike/Matrix Spike Duplicate

MS/MSD analyses were performed on samples MW-513BR-0718 and MW-320-0817, and the recoveries were below the lower QC limit for beryllium in sample MW-513BR-0718.

Action: The beryllium result for sample MW-513BR-0718 was qualified as not detected with an imprecise reporting limit and flagged "UJ".

Mercury (SW7470A)

The samples in this SDG were submitted to AES for mercury analysis by Method SW7470A. The Level II components were within laboratory QC limits.

Cyanide (SW9014)

The samples in this SDG were submitted to AES for cyanide analysis by Method SW9014. The Level II components were within laboratory QC limits.

Overall Site Evaluation and Professional Judgment Flagging Changes

The chemical data included in this SDG was validated in general accordance with the guidelines contained in the project work plan and no DQE flags were modified based on professional judgment.

References

USEPA, 2008/2011. Data Validation Standard Operating Procedures for Contract Laboratory Program Routine Analytical Services. Prepared by the Region 4, United States Environmental Protection Agency, Science and Ecosystem Support Division, August 2008 (organic), September 2011 (inorganic).

Prepared by/Date: DLH 09/07/18
Checked By/Date: DWK 09/11/18
Revised by/Date: JAH 10/11/18

DQE CHECKLISTS

LEVEL II DATA QUALITY VALIDATION RECORD

Project: AGL Augusta
Project No: 6122150235.03.****
Method: VOCs by SW8260B
Laboratory and Lot: AES SDG: 1807J12
Reviewer/Date: D. Howard 09/04/18 **Senior Reviewer/Date:** D. Knaub 09/11/18

YES NO NA **COMMENTS**

Samples were analyzed for select VOCs and include: MW-21-0718, MW-22-0718, MW-214-0718, MW-313-0718, MW-318-0718, MW-325-0718, MW-408DR-0718, MW-408S-0718, MW-500BR-0718, MW-505D-0718, MW-513BR-0718, TB-3-0718, MW-203-0718, MW-315-0718, MW-319-0718, MW-320-0718

X **Case Narrative and COC Completeness Review**
Cooler temps: 5.1, 2.8, 2.3, 4.1, 4.5, and 3.9 °C
The lab had the incorrect date for trip blank TB-3-0718. The correct date is 08/19/18 but the lab noted 08/20/18 in the lab report and EDD.

X **Holding times met**
Collected: 07/19/18
Anal: 07/25/18

X **QC Blanks Review**
MB- 264469 = ND
TB-03-0718= ND

X **Laboratory Control Sample (LCS) recovery within limits**
LCS- 264469 – All % Rec OK

X **Surrogate recovery within limits**
All OK

X **Lab Duplicate - Field Duplicate precision goals met (30%).**
No duplicate samples in this SDG.

X **Matrix Spike recoveries and RPDs within limits (if applicable)**
p. 59 MW-513BR-0718 - All % Rec and RPDs OK
p. 60-61 MW320-0718 - All % Rec and RPDs OK

X **EDD Data Verification vs. Hardcopy (10% samples for each SDG)**
Dilutions: *MW-500-BR-0718*

LEVEL II DATA QUALITY VALIDATION RECORD

Project: AGL Augusta
Project No: 6122150235.03.****
Method: PAHs by SW8270D-SIM
Laboratory and Lot: AES SDG: 1807J12
Reviewer/Date: D. Howard 09/04/18 **Senior Reviewer/Date:** D. Knaub 09/11/18

YES NO NA **COMMENTS**

Samples were analyzed for PAHs and include: MW-21-0718, MW-22-0718, MW-214-0718, MW-313-0718, MW-318-0718, MW-325-0718, MW-408DR-0718, MW-408S-0718, MW-500BR-0718, MW-505D-0718, MW-513BR-0718, TB-3-0718, MW-203-0718, MW-315-0718, MW-319-0718, MW-320-0718

X **Case Narrative and COC Completeness Review**
Cooler temp: 5.1, 2.8, 2.3, 4.1, 4.5, and 3.9 °C

X **Holding times met**
Collected: 07/19/18
Prepared: 07/24/18, 07/26/18
Analyzed: 07/24/18, 07/25/18, 07/26/18

X **QC Blanks Review**
MB-264408 = ND MB-264517 = ND

X **Laboratory Control Sample (LCS) recovery within limits**
LCS-264408- All % Rec OK LCS-264517 – All %Rec OK

X **Surrogate recovery within limits**
4-Terphenyl-d_{14} out of QC limits:
MW-21-0718 =129%, MW-22-0718 =144%, MW-500BR-0718 =129%, MW-505D-718 =130%, MW-206-0718 =132%, MW-214-0718 =144%, MW-313-0718 =130%, MW-325-0718 =141%, and MW-319-0718 =134%
Assoc. positive sample results flagged "J":
MW-500-0718 (only undiluted results), MW-505D-0718 (only undiluted results) and MW-325-0718

X **Lab Duplicate - Field Duplicate precision goals met (30%).**
No duplicate was collected with this SDG

X **Matrix Spike recoveries and RPDs within limits (if applicable)**
p. 57-58 MW-513BR-0718 - All %Rec and RPD OK
p. 64 -65 MW-320-0718 benzo(g,h,i)perylene = 37.6, 44.8% RPD = 15.1
No flag, MSD and RPD within QC limits

X **EDD Data Verification vs. Hardcopy (10% samples for each SDG)**
Dilutions: *MW-318-0718, MW-408DR-0718, MW-500BR-0718 and MW-505D0718*

LEVEL II DATA QUALITY VALIDATION RECORD

Project: AGL Augusta
Project No: 6122150235.03.****
Method: Metals by SW6020B
Laboratory and Lot: AES SDG: 1807J12
Reviewer/Date: D. Howard 09/04/18 **Senior Reviewer/Date:** D. Knaub 09/11/18

YES NO NA **COMMENTS**

Samples were analyzed for Sb, As, Ba, Be, Cd, Cr, Cu, Pb, Ni, Se, Tl, V, and Zn and include: MW-21-0718, MW-22-0718, MW-214-0718, MW-313-0718, MW-318-0718, MW-325-0718, MW-408DR-0718, MW-408S-0718, MW-500BR-0718, MW-505D-0718, MW-513BR-0718, TB-3-0718, MW-203-0718, MW-315-0718, MW-319-0718, MW-320-0718

X **Case Narrative and COC Completeness Review**
Cooler temps: 5.1, 2.8, 2.3, 4.1, 4.5, and 3.9 °C

X **Holding times met**
Collected: 07/19/18
Prepared: 07/24/18
Analyzed: 07/24/18

X **QC Blanks Review**
MB-264380 = ND MB-264381 =ND

X **Laboratory Control Sample (LCS) recovery within limits**
LCS-264280 – All % Rec OK LCS-264381 - All % Rec OK

X **Lab Duplicate - Field Duplicate precision goals met (20%)**.
No duplicate analyzed with this SDG

X **Matrix Spike recoveries and RPDs within limits (if applicable)**
p. 51 - 52 MW-513BR-0718
Be =51.5/50.5% RPD = 1.94 ***Flag assoc. result "J"***
p. 54-55 MW-320-0718 – All %Rec and RPDs OK

X **EDD Data Verification vs. Hardcopy (10% samples for each SDG)**

LEVEL II DATA QUALITY VALIDATION RECORD

Project: AGL Augusta
Project No: 6122150235.03.****
Method: Mercury by SW7470A
Laboratory and Lot: AES SDG: 1807J12
Reviewer/Date: D. Howard 09/04/18 **Senior Reviewer/Date:** D. Knaub 09/11/18

YES NO NA **COMMENTS**

Samples were analyzed for mercury and include: MW-21-0718, MW-22-0718, MW-214-0718, MW-313-0718, MW-318-0718, MW-325-0718, MW-408DR-0718, MW-408S-0718, MW-500BR-0718, MW-505D-0718, MW-513BR-0718, TB-3-0718, MW-203-0718, MW-315-0718, MW-319-0718, MW-320-0718

X **Case Narrative and COC Completeness Review**
Cooler temp: 5.1, 2.8, 2.3, 4.1, 4.5, and 3.9 °C

X **Holding times met**
Collected: 07/19/18
Prepared: 07/25/18
Analyzed: 07/30/18

X **QC Blanks Review**
MB-264481 = ND MB-264818 = ND

X **Laboratory Control Sample dg(LCS) recovery within limits**
LCS-264481 Hg = 100% OK, LCS-264818 Hg =108% OK

X **Lab Duplicate - Field Duplicate precision goals met (20%).**
No duplicate analyzed in this SDG

X **Matrix Spike recoveries and RPDs within limits (if applicable)**
p. 62 MW-320-0718 Hg = 94.6, 101% RPD = 6.82 OK
p. 68 MW-513BR-0718 Hg = 108, 104% RPD = 3.88 OK

X **EDD Data Verification vs. Hardcopy (10% samples for each SDG)**

LEVEL II DATA QUALITY VALIDATION RECORD

Project: AGL Augusta
Project No: 6122150235.03.****
Method: Cyanide by SW9014
Laboratory and Lot: AES SDG: 1807J12
Reviewer/Date: D. Howard 09/04/18 **Senior Reviewer/Date:** D. Knaub 09/11/18

YES	NO	NA	COMMENTS

Samples were analyzed for cyanide and include: MW-21-0718, MW-22-0718, MW-214-0718, MW-313-0718, MW-318-0718, MW-325-0718, MW-408DR-0718, MW-408S-0718, MW-500BR-0718, MW-505D-0718, MW-513BR-0718, TB-3-0718, MW-203-0718, MW-315-0718, MW-319-0718, MW-320-0718

X **Case Narrative and COC Completeness Review**
Cooler temp: 5.1, 2.8, 2.3, 4.1, 4.5, and 3.9 °C

X **Holding times met**
Collected: 07/19/18
Analyzed: 07/30/18

X **QC Blanks Review**
MB-264714 = ND MB-264715 = ND

X **Laboratory Control Sample (LCS) recovery within limits**
LCS-264714 – CN = 96.8% OK LCS-264715 – CN = 101% OK

X **Lab Duplicate - Field Duplicate precision goals met (20%).**
No duplicates were analyzed with this SDG

X **Matrix Spike recoveries and RPDs within limits (if applicable)**
p. 66 MW-513BR-0718 CN = 103, 94.4% RPD = 8.91
p. 67 MW-320-0718 CN = 100, 101% RPD = 0.398

X **EDD Data Verification vs. Hardcopy (10% samples for each SDG)**

APPENDIX E-1

SUMMARY OF HISTORICAL GROUNDWATER SAMPLING DATA – ALLUVIUM, GALLIARD, AND SAPROLITE MONITORING WELLS

Appendix E-1
Summary of Historical Groundwater Sampling Data - Alluvium, Galliard, and Saprolite Monitoring Wells
January 2001 through July 2018
Atlanta Gas Light Company
Former Manufactured Gas Plant Site
Augusta, Georgia

Chemical Name	Type 1 Risk Reduction Standard	Location ID	MW-05	MW-05	MW-05	MW-05	MW-05	MW-05	MW-05	MW-05	MW-05	MW-05	MW-05	MW-05	MW-05	MW-05	MW-05	MW-05	MW-05	MW-05	MW-05	MW-05	MW-05	MW-05	MW-05	MW-05	MW-05	MW-05	MW-05	MW-05	MW-05	MW-05	MW-05	MW-05
		Sample Date	7/18/2018	1/23/2018	7/14/2014	1/6/2014	7/8/2013	1/7/2013	7/23/2012	1/16/2012	7/5/2011	1/17/2011	7/13/2010	1/5/2010	1/5/2010 DUP	1/13/2009	7/15/2008	1/9/2008	7/10/2007	2/14/2007	7/11/2006	1/10/2006	7/21/2005	1/18/2005	7/16/2004	1/22/2004	7/19/2003	1/20/2003	7/9/2002	1/17/2002	7/11/2001	7/11/2001 DUP	1/18/2001
		Unit	Post-ISCO																				Pre-ISCO											
Field Parameters																																		
Conductivity	*	mS/cm	0.687	0.712	0.742	0.646	0.695	0.742	0.048	0.660	0.750	0.370	0.674	0.653	0.653	1.230	0.792	0.816	0.631	0.893	0.830	--	--	--	--	--	--	--	--	--	--	--	--	--
Dissolved Oxygen (YSI)	*	mg/L	0.28	0.22	0.69	2.04	0.08	0.16	0.18	3.14	2.06	5.5	0.31	0.13	0.13	5.82	0.21	0.36	0.22	0.71	0.17	--	--	--	--	--	--	--	--	--	--	--	--	--
77.0	*	mV	43.4	-91.1	-15.0	-67.0	-18.9	-58.0	-34.8	175.0	-55.7	65.0	-47.2	-36.8	-36.8	-35.8	-45.4	-51.9	-16.4	-67.5	-76.2	--	--	--	--	--	--	--	--	--	--	--	--	--
pH	*	SU	6.92	6.13	6.14	6.32	6.91	6.03	5.92	2.30	5.68	0.586	5.82	6.08	6.08	0.804	5.94	6.11	5.96	5.96	6.11	--	--	--	--	--	--	--	--	--	--	--	--	--
Temperature	*	Celsius	24.44	19.87	24.8	17.72	22.93	22.16	24.77	19.27	25.26	17.65	25.55	19.18	19.18	18.27	24.68	20.8	22.81	17.05	24.95	--	--	--	--	--	--	--	--	--	--	--	--	--
Turbidity	*	NTU	3.9	8.84	2.57	3.34	1.52	4.44	3.13	3.98	7.69	NA	3.09	3.94	3.94	2.4	3.12	1.09	3.88	1.03	3.41	--	--	--	--	--	--	--	--	--	--	--	--	--
Monitored Natural Attenuation Parameters																																		
Carbon Dioxide	*	µg/L	--	--	--	--	--	--	--	--	--	--	--	--	--	--	--	--	--	--	--	--	--	--	--	--	--	--	--	--	--	--	--	--
Iron	*	mg/L	--	--	--	--	--	--	--	--	--	--	--	--	--	--	--	--	--	--	--	30.8	31	32	38	33	29	33	33	33	37	36	36
Iron, as Ferrous (Fe+2)	*	mg/L	--	--	--	--	--	--	--	--	--	--	--	--	--	--	--	--	--	--	--	--	--	--	--	--	--	--	--	--	--	--	--	--
Manganese, Total	*	mg/L	--	--	--	--	--	--	--	--	--	--	--	--	--	--	--	--	--	--	--	2.0	1.95	2.0	2.2	2.2	2.0	2.1	2.2	2.3 N	2.2 N	2.2 N	2.1
Manganese, Dissolved	*	mg/L	--	--	--	--	--	--	--	--	--	--	--	--	--	--	--	--	--	--	--	--	--	--	--	--	--	--	--	--	--	--	--	--
Methane	*	µg/L	--	--	--	--	--	--	--	--	--	--	--	--	--	--	--	--	--	--	--	--	--	--	--	--	--	--	--	--	--	--	--	--
Nitrate	*	mg/L	--	--	--	--	--	--	--	--	--	--	--	--	--	--	--	--	--	--	--	--	--	--	--	--	--	--	--	--	--	--	--	--
Nitrogen	*	mg/L	--	--	--	--	--	--	--	--	--	--	--	--	--	--	--	--	--	--	--	--	--	--	--	--	--	--	--	--	--	--	--	--
Nitrogen, ammonia (as N)	*	mg/L	--	--	--	--	--	--	--	--	--	--	--	--	--	--	--	--	--	--	--	--	--	--	--	--	--	--	--	--	--	--	--	--
Oxygen	*	mg/L	--	--	--	--	--	--	--	--	--	--	--	--	--	--	--	--	--	--	--	--	--	--	--	--	--	--	--	--	--	--	--	--
Sulfate	*	mg/L	--	--	--	--	--	--	--	--	--	--	--	--	--	--	--	--	--	--	--	--	--	--	--	--	--	--	--	--	--	--	--	--
Sulfide	*	mg/L	--	--	--	--	--	--	--	--	--	--	--	--	--	--	--	--	--	--	--	--	--	--	--	--	--	--	--	--	--	--	--	--
Volatile Organic Compounds																																		
Acetone	4,000	µg/L	< 50	< 50	< 50	< 50	< 50	< 100	< 5.0	< 5.0	< 5.0	< 5.0	< 100	< 100	< 100	< 100	< 100	< 50	< 50	< 50	< 50	**58**	< 25	< 25	< 25	< 25	< 25	< 25	< 25	**230**	**29**	**32**	< 25
Benzene	5	µg/L	< 5.0	< 5.0	< 5.0	< 5.0	< 5.0	< 5.0	< 0.25	< 0.25	< 0.25	< 0.25	< 5.0	< 5.0	< 5.0	< 5.0	< 5.0	< 5.0	< 5.0	< 5	< 5	< 1.0	< 1.0	< 1.0	< 1.0	< 1.0	< 1.0	< 1.0	< 1.0	< 1.0	< 1.0	< 1.0	< 1.0
Carbon Disulfide	4,000	µg/L	< 5.0	< 5.0	< 5.0	< 5.0	< 5.0	< 5.0	< 0.6	< 0.6	< 0.6	< 0.6	< 5.0	< 5.0	< 5.0	< 5.0	< 5.0	< 5.0	< 5.0	< 5	< 5	< 1.0	< 1.0	< 1.0	< 1.0	< 1.0	< 1.0	< 1.0	< 1.0	< 1.0	**0.72 J**	< 1.0	< 1.0
Ethylbenzene	700	µg/L	< 5.0	< 5.0	< 5.0	< 5.0	< 5.0	< 5.0	< 0.11	< 0.11	< 0.11	< 0.11	< 5.0	< 5.0	< 5.0	< 5.0	< 5.0	< 5.0	< 5.0	< 5	< 5	< 1.0	< 1.0	< 1.0	< 1.0	< 1.0	< 1.0	**0.12 J**	< 1.0	< 1.0	< 1.0	< 1.0	< 1.0
Methylene Chloride	5	µg/L	< 5.0	< 5.0	< 5.0	< 5.0	< 5.0	< 5.0	< 1.0	< 1.0	**3.5 JB**	< 1.0	< 5.0	< 5.0	< 5.0	< 5.0	< 5.0	< 5.0	< 5.0	< 5	< 5	< 1.0	< 5.0	< 5.0	< 5.0	< 5.0	< 5.0	< 5.0	< 5.0	< 5.0	< 5.0	< 5.0	< 5.0
Toluene	1,000	µg/L	< 5.0	< 5.0	< 5.0	< 5.0	< 5.0	< 5.0	< 0.33	< 0.33	< 0.33	**0.60 J**	< 5.0	< 5.0	< 5.0	< 5.0	< 5.0	< 5.0	< 5.0	< 5	< 5	< 1.0	< 1.0	< 1.0	< 1.0	< 1.0	< 1.0	< 1.0	< 1.0	< 1.0	< 1.0	< 1.0	< 1.0
Trichloroethylene	5	µg/L	< 5.0	< 5.0	< 5.0	< 5.0	< 5.0	< 5.0	< 0.13	< 0.13	< 0.13	< 0.13	< 5.0	< 5.0	< 5.0	< 5.0	< 5.0	< 5.0	< 5.0	< 5	< 5	< 1.0	< 1.0	< 1.0	< 1.0	< 1.0	< 1.0	< 1.0	< 1.0	< 1.0	**0.24 J**	< 1.0	< 1.0
Xylenes, total	2,000	µg/L	< 5.0	< 5.0	< 5.0	< 5.0	< 5.0	< 5.0	< 0.2	< 0.2	< 0.2	< 0.2	< 5.0	< 5.0	< 5.0	< 5.0	< 5.0	< 5.0	< 5.0	< 5	< 5	< 2.0	< 2.0	< 2.0	< 2.0	< 2.0	< 2.0	< 2.0	< 2.0	< 2.0	< 2.0	< 2.0	< 2.0
Semivolatile Organic Compounds																																		
2-Methylnaphthalene	*	µg/L	--	--	--	--	--	--	--	--	--	--	--	--	--	--	--	--	--	--	--	< 0.2	< 0.2	< 0.2	< 0.2	< 0.2	< 10	< 10	< 10	< 10	< 10	< 10	< 10
Acenaphthene	2,000	µg/L	< 0.5	< 0.5	< 0.5	< 0.5	< 0.5	< 0.21	< 0.097	< 0.11	< 0.12	< 0.10	< 0.19	< 0.19	< 0.19	< 0.19	< 0.20	< 10	< 10	< 10	< 10	< 0.2	< 0.2	< 0.2	< 0.2	< 0.2	< 10	< 10	< 10	< 10	< 10	< 10	< 10
Acenaphthylene	10	µg/L	< 1.0	< 1.0	< 1.0	< 1.0	< 1.0	< 0.21	< 0.097	< 0.11	< 0.12	< 0.10	< 0.19	< 0.19	< 0.19	< 0.19	< 0.20	< 10	< 10	< 10	< 10	< 0.2	< 0.2	< 0.2	< 0.2	< 0.2	< 10	< 10	< 10	< 10	< 10	< 10	< 10
Anthracene	10	µg/L	< 0.05	< 0.05	< 0.05	< 0.05	< 0.05	< 0.21	< 0.097	< 0.11	< 0.12	< 0.10	<0.19	< 0.19	< 0.19	**0.027 J**	**0.023 J**	< 10	< 10	< 10	< 10	< 0.2	< 0.2	< 0.2	< 0.2	< 0.2	< 10	< 10	< 10	< 10	< 10	< 10	< 10
Benz(a)anthracene	0.1	µg/L	< 0.05	< 0.05	< 0.05	< 0.05	< 0.05	< 0.21	< 0.097	< 0.11	< 0.12	< 0.10	< 0.19	< 0.19	< 0.19	< 0.19	< 0.20	<0.05	<0.05	< 0.05	< 0.05	< 0.2	< 0.2	< 0.2	< 0.2	< 0.2	< 10	< 10	< 10	< 10	< 10	< 10	< 10
Benzo(a)pyrene	0.2	µg/L	< 0.05	< 0.05	< 0.05	< 0.05	< 0.05	< 0.21	< 0.097	< 0.11	< 0.12	< 0.10	< 0.19	< 0.19	< 0.19	< 0.19	< 0.20	<0.05	**0.09**	< 0.05	< 0.05	< 0.2	< 0.2	< 0.2	< 0.2	< 0.2	< 10	< 10	< 10	< 10	< 10	< 10	< 10
Benzo(b)fluoranthene	0.2	µg/L	< 0.1	< 0.1	< 0.1	< 0.1	< 0.1	< 0.21	< 0.097	< 0.11	< 0.12	< 0.10	< 0.19	< 0.19	< 0.19	< 0.19	< 0.20	<0.1	<0.1	< 0.1	< 0.1	< 0.2	< 0.2	< 0.2	< 0.2	< 0.2	< 10	< 10	< 10	< 10	< 10	< 10	< 10
Benzo(g,h,i)perylene	10	µg/L	< 0.1	< 0.1	< 0.1	< 0.1	< 0.1	< 0.21	< 0.097	< 0.11	< 0.12	< 0.10	< 0.19	< 0.19	< 0.19	< 0.19	< 0.20	< 10	< 10	< 10	< 10	< 0.2	< 0.2	< 0.2	< 0.2	< 0.2	< 10	< 10	< 10	< 10	< 10	< 10	< 10
Benzo(k)fluoranthene	10	µg/L	< 0.05	< 0.05	< 0.05	< 0.05	< 0.05	< 0.21	< 0.097	< 0.11	< 0.12	< 0.10	< 0.19	< 0.19	< 0.19	< 0.19	< 0.20	< 10	< 10	< 10	< 10	< 0.2	< 0.2	< 0.2	< 0.2	< 0.2	< 10	< 10	< 10	< 10	< 10	< 10	< 10
Chrysene	0.2	µg/L	< 0.05	< 0.05	< 0.05	< 0.05	< 0.05	< 0.21	< 0.043	< 0.047	< 0.055	< 0.047	< 0.19	< 0.19	< 0.19	< 0.19	< 0.20	<0.05	<0.05	< 0.05	< 0.05	< 0.2	< 0.2	< 0.2	< 0.2	< 0.2	< 10	< 10	< 10	< 10	< 10	< 10	< 10
Dibenzo(a,h)anthracene	0.3	µg/L	< 0.1	< 0.1	< 0.1	< 0.1	< 0.1	< 0.21	< 0.097	< 0.11	< 0.12	< 0.10	< 0.19	< 0.19	< 0.19	< 0.19	< 0.20	**0.14**	**0.20**	< 0.1	< 0.1	< 0.2	< 0.2	< 0.2	< 0.2	< 0.2	< 10	< 10	< 10	< 10	< 10	< 10	< 10
Dibenzofuran	1	µg/L	--	--	--	--	--	--	--	--	--	--	--	--	--	--	--	--	--	--	--	< 1.0	< 0.2	< 0.2	< 0.2	< 0.2	< 10	< 10	< 10	< 10	< 10	< 10	< 10
Fluoranthene	1,000	µg/L	< 0.1	< 0.1	< 0.1	< 0.1	< 0.1	< 0.21	< 0.097	< 0.11	< 0.12	< 0.10	< 0.19	< 0.19	< 0.19	< 0.19	< 0.2	< 10	< 10	< 10	< 10	< 0.2	< 0.2	< 0.2	< 0.2	< 0.2	< 10	< 10	< 10	< 10	< 10	< 10	< 10
Fluorene	1,000	µg/L	< 0.1	< 0.1	< 0.1	< 0.1	< 0.1	< 0.21	< 0.097	< 0.11	< 0.12	< 0.10	< 0.19	< 0.19	< 0.19	< 0.19	< 0.2	< 10	< 10	< 10	< 10	< 0.2	< 0.2	< 0.2	< 0.2	< 0.2	< 10	< 10	< 10	< 10	< 10	< 10	< 10
Indeno(1,2,3-cd)pyrene	0.4	µg/L	< 0.05	< 0.05	< 0.05	< 0.05	< 0.05	< 0.21	< 0.097	< 0.11	< 0.12	< 0.10	< 0.19	< 0.19	< 0.19	< 0.19	< 0.2	**0.14**	**0.21**	< 0.05	< 0.05	< 0.2	< 0.2	< 0.2	< 0.2	< 0.2	< 10	< 10	< 10	< 10	< 10	< 10	< 10
Naphthalene	20	µg/L	**0.72**	< 0.5	< 0.5	< 0.5	< 0.5	< 0.21	< 0.097	< 0.11	**0.22 J**	**0.13 J**	<0.19	<0.19	<0.19	**0.038 J**	**0.09 J**	< 10	< 10	< 10	< 10	< 0.2	< 0.2	< 0.2	< 0.2	< 0.2	< 10	< 10	< 10	< 10	< 10	< 10	< 10
Phenanthrene	10	µg/L	< 0.05	< 0.05	< 0.05	< 0.05	< 0.05	< 0.21	< 0.097	< 0.11	< 0.12	< 0.10	<0.19	<0.19	<0.19	**0.048 J**	< 0.20	< 10	< 10	< 10	< 10	< 0.2	< 0.2	< 0.2	< 0.2	< 0.2	< 10	< 10	< 10	< 10	< 10	< 10	< 10
Pyrene	1,000	µg/L	< 0.05	< 0.05	< 0.05	< 0.05	< 0.05	< 0.21	< 0.097	< 0.11	< 0.12	< 0.10	<0.19	<0.19	<0.19	**0.034 J**	**0.034 J**	< 10	< 10	< 10	< 10	< 0.2	< 0.2	< 0.2	**0.21**	< 0.2	< 10	< 10	< 10	< 10	< 10	< 10	< 10
Inorganic Compounds																																		
Aluminum (fume or dust)	*	mg/L	--	--		--	--	--	--	--	--	--	--	--	--	--	--	--	--	--	--	< 0.2	< 0.2	< 0.2	**3.3**	< 0.2	< 0.2	< 0.2	< 0.2	< 0.2	< 0.2	< 0.2	**0.072 B**
Antimony	0.01	mg/L	< 0.006	< 0.006	< 0.02	< 0.02	< 0.02	< 0.02	< 0.0053	< 0.0053	**0.0071 J**	< 0.0053	< 0.02	< 0.02	< 0.02	< 0.02	< 0.02	< 0.02	< 0.02	< 0.02	< 0.02	< 0.01	< 0.006	< 0.02	**0.011**	< 0.02	< 0.02	< 0.02	< 0.02	< 0.02	< 0.02	< 0.02	**0.0057 B**
Arsenic	0.05	mg/L	< 0.05	< 0.05	< 0.05	< 0.05	< 0.05	< 0.02	< 0.0046	**0.0082 J**	**0.022**	< 0.0046	<0.02	<0.02	<0.02	**0.0069 J**	< 0.01	<0.05	<0.05	< 0.05	< 0.05	< 0.01	< 0.01	< 0.01	**0.017**	< 0.01	< 0.01	**0.0034 B**	< 0.01	**0.0048 B**	< 0.01	**0.0051 B**	< 0.01
Barium	2	mg/L	**0.374**	**0.337**	**0.349**	**0.366**	**0.368**	**0.33**	**0.39**	**0.36**	**0.38**	**0.36**	**0.34**	**0.36**	**0.36**	**0.37**	**0.37**	**0.343**	**0.363**	**0.366**	**0.337**	**0.366**	**0.403**	**0.38**	**0.41**	**0.39**	**0.4**	**0.39**	**0.39**	**0.41**	**0.39**	**0.4**	**0.4**
Beryllium	0.004	mg/L	< 0.004	< 0.004	< 0.01	< 0.01	< 0.01	< 0.004	< 0.0002	< 0.0002	**0.00028 J**	< 0.0002	< 0.004	< 0.004	< 0.004	< 0.004	< 0.004	< 0.01	< 0.01	< 0.01	< 0.01	< 0.005	< 0.004	< 0.004	< 0.004	< 0.004	< 0.004	< 0.004	< 0.004	**0.00083 B**	**0.00059 B**	< 0.004	< 0.004
Cadmium	0.005	mg/L	< 0.005	< 0.005	< 0.005	< 0.005	< 0.005	< 0.005	< 0.002	< 0.002	< 0.002	< 0.002	< 0.005	< 0.005	< 0.005	< 0.005	< 0.005	< 0.005	< 0.005	< 0.005	< 0.005	< 0.002	< 0.005	< 0.005	< 0.005	< 0.005	< 0.005	< 0.005	< 0.005	< 0.005	< 0.005	< 0.005	**0.00094 B**
Calcium metal	*	mg/L	--	--	--	--	--	--	--	--	--	--	--	--	--	--	--	--	--	--	--	**53.5**	**53.6**	**57**	**58**	**64**	**56**	**60**	**60**	**63**	**61**	**62**	**61**
Chromium	0.1	mg/L	< 0.01	< 0.01	< 0.01	< 0.01	< 0.01	<0.01	< 0.0012	**0.0013 J**	**0.0051 J**	**0.0018 J**	<0.01	<0.01	<0.01	**0.0018 J**	< 0.01	< 0.01	< 0.01	< 0.01	< 0.01	< 0.005	< 0.01	< 0.01	< 0.01	< 0.01	< 0.01	< 0.01	< 0.01	< 0.01	< 0.01 N	< 0.01 N	< 0.01
Cobalt	*	mg/L	--	--	--	--	--	--	--	--	--	--	--	--	--	--	--	--	--	--	--	< 0.007	< 0.01	< 0.01	**0.019**	< 0.01	< 0.01	**0.002 B**	**0.0021 J**	**0.0017 B**	**0.0018 B**	**0.0023 B**	**0.0017 B**
Copper	1.3	mg/L	< 0.01	< 0.01	< 0.01	< 0.01	< 0.01	< 0.02	< 0.0019	< 0.0019	**0.004 J**	< 0.0019	< 0.02	< 0.02	< 0.02	< 0.02	< 0.02	< 0.01	< 0.01	< 0.01	< 0.01	< 0.02	< 0.02	< 0.02	< 0.02	< 0.02	< 0.02	**0.0016 B**	< 0.02	< 0.02	< 0.02N	< 0.02N	**0.00096 B**
Cyanide	0.2	mg/L	**0.017**	< 0.01	0.02	< 0.01	**0.012**	**0.014**	**0.013**	**0.0098 J**	**0.031**	**0.012**	**0.0080 J**	**0.013**	**0.014**	**0.012**	**0.0079 J**	< 0.01	< 0.01	**0.005**	< 0.01	< 0.01	< 0.01	**0.011**	< 0.01	< 0.01	< 0.015	**0.01**	< 0.01	**0.0098 B**	**0.014**	**0.0095 B**	**0.0059 B**
Lead	0.015	mg/L	< 0.01	< 0.01	< 0.01	< 0.01	< 0.01	<0.01	< 0.004	< 0.004	**0.0051 J**	< 0.004	<0.01	<0.01	<0.01	< 0.005	< 0.005	< 0.01	< 0.01	< 0.01	< 0.01	< 0.003	< 0.005	< 0.005	< 0.005	< 0.005	< 0.005	< 0.005	< 0.0018	< 0.005	< 0.005	**0.0018 B**	< 0.005
Magnesium	*	mg/L	--	--	--	--	--	--	--	--	--	--	--	--	--	--	--	--	--	--	--	**21.5**	**21.1**	**23**	**23**	**25**	**25**	**23**	**24**	**24**	**23**	**24**	**22**
Mercury	0.002	mg/L	< 0.0002	< 0.0002	< 0.0002	< 0.0002	< 0.0002	< 0.0002	< 0.000091	< 0.000091	< 0.000091	< 0.000091	< 0.0002	< 0.0002	< 0.0002	< 0.0002	< 0.0002	< 0.0002	< 0.0002	< 0.0002	< 0.0002	< 0.0002	< 0.0002	< 0.0002	< 0.0002	< 0.0002	< 0.0002	**0.00012 B**	< 0.0002	< 0.0002	< 0.0002	< 0.0002	< 0.0002
Nickel	0.1	mg/L	< 0.02	< 0.02	< 0.02	< 0.02	< 0.02	< 0.04	< 0.0023	< 0.0023	**0.015 J**	< 0.0023	< 0.04	< 0.04	< 0.04	< 0.04	< 0.04	< 0.02	< 0.02	< 0.02	< 0.02	< 0.04	< 0.04	< 0.04	< 0.04	< 0.04	< 0.04	< 0.04	< 0.04	< 0.04	< 0.04	< 0.04	< 0.04
Potassium	*	mg/L	--	--	--	--	--	--		--	--	--	--	--	--	--	--	--	--	--	--	**10.7**	**9.54**	**11**	**14**	**13**	**11**	**11**	**7.6**	**8.8 N**	**17**	**14**	**8.6**
Selenium	0.05	mg/L	< 0.02	< 0.02	< 0.02	< 0.02	< 0.02	< 0.02	< 0.0064	< 0.0064	< 0.0064	< 0.0064	< 0.02	< 0.02	< 0.02	< 0.01	< 0.01	< 0.02	< 0.02	< 0.02	< 0.02	< 0.005	< 0.01	< 0.01	< 0.01	< 0.01	**0.02**	< 0.01	< 0.01	< 0.01	< 0.01	< 0.01	< 0.01
Sodium	*	mg/L	--	--	--	--	--	--	--	--	--	--	--	--	--	--	--	--	--	--	--	**43.9**	**47.4**	**48**	**49**	**24**	**41**	**46**	**39**	**38**	**44**	**43**	**41**
Thallium	0.002	mg/L	< 0.002	< 0.002	< 0.02	< 0.02	< 0.02	< 0.001	< 0.00025	< 0.00025	< 0.00025	< 0.00025	< 0.001	< 0.001	< 0.001	< 0.001	< 0.001	< 1.0	< 1.0	< 0.001	< 0.001	< 0.001	< 0.001	**0.035**	< 0.001	< 0.001	< 0.002	< 0.002 WN	< 0.002 J	< 0.002	< 0.002	< 0.002	< 0.002
Vanadium (fume or dust)	0.2	mg/L	< 0.01	< 0.01	< 0.01	< 0.01	< 0.01	< 0.01	< 0.0024	< 0.0024	**0.0075 J**	< 0.0024	< 0.01	< 0.01	< 0.01	< 0.01	< 0.01	< 0.01	< 0.01	< 0.01	< 0.01	< 0.007	< 0.01	< 0.01	**0.01**	< 0.01	< 0.01	< 0.01	< 0.01	**0.0025 B**	< 0.01	< 0.01	< 0.01
Zinc	2	mg/L	< 0.02	< 0.02	< 0.02	< 0.02	**0.0242**	< 0.02	< 0.0087	**0.027**	**0.51**	**0.037**	< 0.02	**0.12**	**0.1**	**0.045**	< 0.02	< 0.02	**0.146**	< 0.02	< 0.02	< 0.02	**0.02**	< 0.02	**0.5**	< 0.02	**0.03**	**0.025**	< 0.02	**0.012 B**	< 0.02	**0.016 B**	**0.024**

Notes:
* - Not a HSRA regulated compound
ISCO - *in-situ* chemical oxidation
RRS - Risk Reduction Standard

Data Qualifier Defintions:
-- - Not analyzed
B (Inorganics) - Estimated analyte concentration
D - Analyte concentration reported from secondary dilution
DB - Analyte concentration reported from secondary dilution; analyte detected in method blank
H - Holding time exceeded for sample
J - Estimated analyte concentration
JB (Organic) - Estimated analyte concentration; analyte detected in method blank
Bold = Exceeds the laboratory detection limit
Bold and shaded - Analyte concentration exceeds the Type 1 RRS
JM (Organic) - Estimated analyte concentration; spike sample recovery outside control limits
M (Organic) - Spike sample recovery outside control limits
N - Spike sample recovery outside of control limits
R - Sample data results rejected due to deficiencies in the ability to meet quality control standards
< - Analyte not detected at referenced detection limit
UJ - Analyte not detected; low method bias and/or matrix interference
UN - Analyte not detected; spiked sample recovery outside of control limits
UR - Analyte not detected; data rejected
UWN - Analyte not detected; post digestion spike and spike sample recovery outside control limits

Appendix E-1
Summary of Historical Groundwater Sampling Data - Alluvium, Galliard, and Saprolite Monitoring Wells
January 2001 through July 2018
Atlanta Gas Light Company
Former Manufactured Gas Plant Site
Augusta, Georgia

Chemical Name	Type 1 Risk Reduction Standard	Location ID / Sample Date / Unit	MW-12 7/17/2018	MW-12 7/17/2018 DUP	MW-12 1/23/2018	MW-12 1/23/2018 DUP	MW-12 7/25/2017	MW-12 7/25/2017 DUP	MW-12 1/24/2017	MW-12 1/24/2017 DUP	MW-12 7/26/2016	MW-12 7/26/2016 DUP	MW-12 1/19/2016	MW-12 1/19/2016 DUP	MW-12 7/29/2015	MW-12 7/29/15 DUP
Field Parameters																
Conductivity	*	mS/cm	0.243	0.243	0.239	0.234	0.25	0.25	0.249	0.249	0.232	0.232	0.181	0.181	239	239
Dissolved Oxygen (YSI)	*	mg/L	0.22	0.22	0.12	0.12	0.2	0.2	0.03	0.03	0.67	0.67	0.49	0.49	0.31	0.31
Oxidation Reduction Potential	*	mV	-87.3	-87.3	-67.5	-67.5	-59.6	-59.6	-29.3	-29.3	-53.4	-53.4	-55	-55	265.1	265.1
pH	*	SU	7.07	7.07	5.4	5.4	6.12	6.12	6.05	6.05	6.03	6.03	5.9	5.9	6.01	6.01
Temperature	*	Celsius	23.39	23.39	21.68	21.68	24.05	24.05	20.94	20.94	24.51	24.51	19.57	19.57	26.7	26.7
Turbidity	*	NTU	0.54	0.54	2.26	2.26	1.15	1.15	0.88	0.88	2.37	2.37	1.27	1.27	3.43	3.43
Monitored Natural Attenuation Parameters																
Carbon Dioxide	*	μg/L	--	--	--	--	--	--	--	--	--	--	--	--	--	--
Iron	*	mg/L	--	--	--	--	--	--	--	--	--	--	--	--	--	--
Iron, as Ferrous (Fe+2)	*	mg/L	--	--	--	--	--	--	--	--	--	--	--	--	--	--
Manganese, Total	*	mg/L	--	--	--	--	--	--	--	--	--	--	--	--	--	--
Manganese, Dissolved	*	mg/L	--	--	--	--	--	--	--	--	--	--	--	--	--	--
Methane	*	μg/L	--	--	--	--	--	--	--	--	--	--	--	--	--	--
Nitrate	*	mg/L	--	--	--	--	--	--	--	--	--	--	--	--	--	--
Nitrogen	*	mg/L	--	--	--	--	--	--	--	--	--	--	--	--	--	--
Nitrogen, ammonia (as N)	*	mg/L	--	--	--	--	--	--	--	--	--	--	--	--	--	--
Oxygen	*	mg/L	--	--	--	--	--	--	--	--	--	--	--	--	--	--
Sulfate	*	mg/L	--	--	--	--	--	--	--	--	--	--	--	--	--	--
Sulfide	*	mg/L	--	--	--	--	--	--	--	--	--	--	--	--	--	--
Volatile Organic Compounds																
Acetone	4,000	μg/L	< 5000	< 5000	< 2500	< 2500	< 5000	< 5000	< 5000	< 5000	< 2500	< 50	< 5000	< 5000	< 1.0	< 5000
Benzene	5	μg/L	8700	9000	11000	11000	8700	9300	10000	10000	10000	8600	8200	8500	6200	6000
Carbon Disulfide	4,000	μg/L	< 500	< 500	< 250	< 250	< 500	< 500	< 500	< 500	< 250	< 5.0	< 500	< 500	< 1.0	< 500
Ethylbenzene	700	μg/L	2000	1800	2400	2400	2200	2300	2500	2500	2700	2200	2400	2500	1800	1500
Methylene Chloride	5	μg/L	< 500	< 500	< 250	< 250	< 500	< 500	< 500	< 500	< 250	< 5.0	< 500	< 500	< 1.0	< 500
Toluene	1,000	μg/L	710	740	920	940	1400	1600	1700	1800	1900	1800	1500	1500	690	640
Trichloroethylene	5	μg/L	< 500	< 500	< 250	< 250	< 500	< 500	< 500	< 500	< 250	< 5.0	< 500	< 500	< 1.0	< 500
Xylenes, total	2,000	μg/L	1300	1100	1700	1800	1700	1900	2100	2100	2000	1900	1400	1500	1200	950
Semivolatile Organic Compounds																
2-Methylnaphthalene	*	μg/L	--	--	--	--	--	--	--	--	--	--	--	--	--	--
Acenaphthene	2,000	μg/L	89	94	100	120	130	120	120	120	95	96	120 J	87 J	74	76
Acenaphthylene	10	μg/L	2.9 J	1.5 J	3.3 J	5.2 J	6.1	5.1	9.9	9.3	5.2 J	7.1 J	6.0 J	4.0 J	1.4	2.3
Anthracene	10	μg/L	2.0 J	2.0 J	2.1 J	2.3	1.7 J	2.4 J	2.9	2.8	1.8	1.7	2.2 J	1.6 J	1.3	1.4
Benz(a)anthracene	0.1	μg/L	< 0.05	< 0.05	0.053 J	< 0.05	< 0.05	< 0.05	0.056	0.058	< 0.05	< 0.05	0.053	< 0.05	< 0.05	< 0.05
Benzo(a)pyrene	0.2	μg/L	< 0.05	< 0.05	< 0.05	< 0.05	< 0.05	< 0.05	< 0.05	< 0.05	< 0.05	< 0.05	< 0.05	< 0.05	< 0.05	< 0.05
Benzo(b)fluoranthene	0.2	μg/L	< 0.1	< 0.1	< 0.1	< 0.1	< 0.1	< 0.1	< 0.1	< 0.1	< 0.1	< 0.1	< 0.1	< 0.1	< 0.1	< 0.1
Benzo(g,h,i)perylene	10	μg/L	< 0.1	< 0.1	< 0.1	< 0.1	< 0.1	< 0.1	< 0.1	< 0.1	< 0.1	< 0.1	< 0.1	< 0.1	< 0.1	< 0.1
Benzo(k)fluoranthene	10	μg/L	< 0.05	< 0.05	< 0.05	< 0.05	< 0.05	< 0.05	< 0.05	< 0.05	< 0.05	< 0.05	< 0.05	< 0.05	< 0.05	< 0.05
Chrysene	0.2	μg/L	< 0.05	< 0.05	< 0.05	< 0.05	< 0.05	< 0.05	< 0.05	< 0.05	< 0.05	< 0.05	< 0.05	< 0.05	< 0.05	< 0.05
Dibenzo(a,h)anthracene	0.3	μg/L	< 0.1	< 0.1	< 0.1	< 0.1	< 0.1	< 0.1	< 0.1	< 0.1	< 0.1	< 0.1	< 0.1	< 0.1	< 0.1	< 0.1
Dibenzofuran	1	μg/L	--	--	--	--	--	--	--	--	--	--	--	--	--	--
Fluoranthene	1,000	μg/L	0.3 J	0.31 J	0.29 J	0.29	0.3	0.39	0.43	0.39	0.28	0.26	0.5	0.43	0.25	0.26
Fluorene	1,000	μg/L	21	22	21	23	24	23	25	26	20	21	27	20	15	16
Indeno(1,2,3-cd)pyrene	0.4	μg/L	< 0.05	< 0.05	< 0.05	< 0.05	< 0.05	< 0.05	< 0.05	< 0.05	< 0.05	< 0.05	< 0.05	< 0.05	< 0.05	< 0.05
Naphthalene	20	μg/L	5200	5500	5500	6500	6300	7100	7000	7100	5200	5500	4000 J	810 J	4700	5200
Phenanthrene	10	μg/L	13	13	13	14	15	19	16	16	12	13	15 J	9.6 J	10	12
Pyrene	1,000	μg/L	0.28 J	0.3 J	0.33 J	0.36	0.31 J	0.42 J	0.46	0.45	0.3	0.28	0.5	0.43	0.26	0.24
Inorganic Compounds																
Aluminum (fume or dust)	*	mg/L	--	--	--	--	--	--	--	--	--	--	--	--	--	--
Antimony	0.01	mg/L	< 0.006	< 0.006	< 0.006	< 0.006	< 0.006	< 0.006	< 0.006	< 0.006	< 0.006	< 0.006	< 0.006	< 0.006	< 0.02	< 0.02
Arsenic	0.05	mg/L	< 0.05	< 0.05	< 0.05	< 0.05	< 0.05	< 0.05	< 0.05	< 0.05	< 0.05	< 0.05	< 0.05	< 0.05	< 0.05	< 0.05
Barium	2	mg/L	0.181	0.21	0.165	0.16	0.195	0.196	0.209	0.183	0.222	0.22	0.212	0.218	0.218	0.213
Beryllium	0.004	mg/L	< 0.004	< 0.004	< 0.004	< 0.004	< 0.004	< 0.004	< 0.004	< 0.004	< 0.004	< 0.004	< 0.004	< 0.004	< 0.01	< 0.01
Cadmium	0.005	mg/L	< 0.005	< 0.005	< 0.005	< 0.005	< 0.005	< 0.005	< 0.005	< 0.005	< 0.005	< 0.005	< 0.005	< 0.005	< 0.005	< 0.005
Calcium metal	*	mg/L	--	--	--	--	--	--	--	--	--	--	--	--	--	--
Chromium	0.1	mg/L	< 0.01	< 0.01	< 0.01	< 0.01	< 0.01	< 0.01	< 0.01	< 0.01	< 0.01	< 0.01	< 0.01	< 0.01	< 0.01	< 0.01
Cobalt	*	mg/L	--	--	--	--	--	--	--	--	--	--	--	--	--	--
Copper	1.3	mg/L	< 0.01	< 0.01	< 0.01	< 0.01	< 0.01	< 0.01	< 0.01	< 0.01	< 0.01	< 0.01	< 0.01	< 0.01	< 0.01	< 0.01
Cyanide	0.2	mg/L	0.013	< 0.01	< 0.01	< 0.01	< 0.01	0.017	0.012	< 0.01	< 0.01	< 0.01	< 0.01	< 0.01	< 0.01	< 0.01
Lead	0.015	mg/L	< 0.01	< 0.01	< 0.01	< 0.01	< 0.01	< 0.01	< 0.01	< 0.01	< 0.01	< 0.01	< 0.01	< 0.01	< 0.01	< 0.01
Magnesium	*	mg/L	--	--	--	--	--	--	--	--	--	--	--	--	--	--
Mercury	0.002	mg/L	< 0.0002	< 0.0002	< 0.0002	< 0.0002	< 0.0002	< 0.0002	< 0.0002	< 0.0002	< 0.0002	< 0.0002	< 0.0002	< 0.0002	< 0.0002	< 0.0002
Nickel	0.1	mg/L	< 0.02	< 0.02	< 0.02	< 0.02	< 0.02	< 0.02	< 0.02	< 0.02	< 0.02	< 0.02	< 0.02	< 0.02	< 0.02	< 0.02
Potassium	*	mg/L	--	--	--	--	--	--	--	--	--	--	--	--	--	--
Selenium	0.05	mg/L	< 0.02	< 0.02	< 0.02	< 0.02	< 0.02	< 0.02	< 0.02	< 0.02	< 0.02	< 0.02	< 0.02	< 0.02	< 0.02	< 0.02
Sodium	*	mg/L	--	--	--	--	--	--	--	--	--	--	--	--	--	--
Thallium	0.002	mg/L	< 0.002	< 0.002	< 0.002	< 0.002	< 0.002	< 0.002	< 0.002	< 0.002	< 0.002	< 0.002	< 0.002	< 0.002	< 0.02	< 0.02
Vanadium (fume or dust)	0.2	mg/L	< 0.01	< 0.01	< 0.01	< 0.01	< 0.01	< 0.01	< 0.01	< 0.01	< 0.01	< 0.01	< 0.01	< 0.01	< 0.01	< 0.01
Zinc	2	mg/L	< 0.02	< 0.02	< 0.02	< 0.02	< 0.02	< 0.02	< 0.02	< 0.02	< 0.02	< 0.02	< 0.02	< 0.02	< 0.02	< 0.02

Chemical Name (Post-ISCO)	MW-12 1/14/2015	MW-12 1/14/2015 DUP	MW-12 7/14/2014	MW-12 7/14/2014 DUP	MW-12 1/8/2014	MW-12 1/8/2014 DUP	MW-12 7/10/2013	MW-12 7/10/2013 DUP	MW-12 1/9/2013	MW-12 1/9/2013 DUP	MW-12 7/25/2012	MW-12 7/25/2012 DUP	MW-12 1/18/2012	MW-12 1/18/2012 DUP
Field Parameters														
Conductivity	0.252	0.252	0.199	0.199	0.197	0.197	0.237	0.237	0.390	0.390	0.430	0.430	0.364	0.364
Dissolved Oxygen (YSI)	0.33	0.33	0.14	0.14	0.64	0.64	0.98	0.98	0.42	0.42	0.68	0.68	1.74	1.74
Oxidation Reduction Potential	-11.2	-11.2	-96.3	-96.3	-16.7	-16.7	-96.0	-96.0	32.6	32.6	-22.0	-22.0	-22.0	-22.0
pH	5.46	5.46	5.83	5.83	5.86	5.86	5.72	5.72	5.94	5.94	6.04	6.04	6.33	6.33
Temperature	12.4	12.40	21.61	21.61	18.28	18.28	20.20	20.20	14.85	14.85	22.04	22.04	19.31	19.31
Turbidity	1.47	1.47	0.38	0.38	0.56	0.56	0.86	0.86	0.61	0.61	5.45	5.45	0.79	0.79
Monitored Natural Attenuation Parameters														
Carbon Dioxide	251	259	176	162	258	257	173	171	210	230	230	220	2,900 B	2,500 B
Iron	--	--	--	--	--	--	--	--	--	--	--	--	--	--
Iron, as Ferrous (Fe+2)	6.66	7.79 H	4.08	4.21	11	4.25 H	2.92	2.77 H	5.8 HF	5.7 HF	7.7 HF	7.8 HF	5.9 HF	7.7 HF
Manganese, Total	--	--	--	--	--	--	--	--	--	--	--	--	--	--
Manganese, Dissolved	--	--	--	--	--	--	--	--	--	--	--	--	--	--
Methane	3,000	3,700	3,200	2,900	2,000	1,800	1,600	1,400	1,300	770	630	740	720	1,100
Nitrate	< 0.25	< 0.25	< 0.25	< 0.25	< 0.25	< 0.25	< 0.25	< 0.25	< 0.25	< 0.25	< 0.25	< 0.25	< 0.075	< 0.075
Nitrogen	--	--	--	--	--	--	--	--	--	--	--	--	--	--
Nitrogen, ammonia (as N)	--	--	--	--	--	--	--	--	--	--	--	--	--	--
Oxygen	3.02 H	5.98 H	5.76 H	5.01 H	7.10 H	7.09 H	4.71 H	5.76 H	4.6	4.8	4.5	3.9	0.9	1.0
Sulfate	< 1.0	< 1.0	< 1.0	< 1.0	< 1.0	< 1.0	1.6	1.5	31	31	33	34	19	32
Sulfide	--	--	--	--	--	--	--	--	--	--	--	--	--	--
Volatile Organic Compounds														
Acetone	< 50	< 50	< 1,000	< 1,000	< 50	< 50	< 50	< 50	< 100	< 100	< 100	< 100	< 50	< 5.0
Benzene	3,500	3,600	5,700	5,500	2,200	2,200	1,900	1,900	220	120	73	69	100	71
Carbon Disulfide	< 5.0	< 5.0	< 100	< 100	< 5.0	< 5.0	< 5.0	< 5.0	< 5.0	< 5.0	< 5.0	< 5.0	< 6.0	< 0.60
Ethylbenzene	930	990	1,700	1,600	720	680	540	530	93	52	39	34	120	76
Methylene Chloride	< 5.0	< 5.0	< 100	< 100	< 5.0	< 5.0	< 5.0	< 5.0	< 5.0	< 5.0	< 5.0	< 5.0	< 10	< 1.0
Toluene	720	740	660	680	330	330	160	200	< 5.0	< 5.0	< 5.0	< 5.0	< 3.3	0.90 J
Trichloroethylene	< 5.0	< 5.0	< 100	< 100	< 5.0	< 5.0	< 5.0	< 5.0	< 5.0	< 5.0	< 5.0	< 5.0	< 1.3	< 0.13
Xylenes, total	940	980	1,300	1,300	530	520	350	330	8.2	6.4	< 5.0	< 5.0	< 2.0	3.3 J
Semivolatile Organic Compounds														
2-Methylnaphthalene	--	--	--	--	--	--	--	--	--	--	--	--	--	--
Acenaphthene	69	73	110	120	71	68	23	25	< 22	< 22	33	20	32	52
Acenaphthylene	1.7	3.3	20	21	10.0	12.0	1.0	1.0	< 22	< 22	< 9.5	< 9.5	1.8	4.8
Anthracene	1.5	1.9	2.4	2.6	1.7	1.8	0.74	0.73	< 22	< 22	< 9.5	< 9.5	0.83	1.9 J
Benz(a)anthracene	< 0.050	< 0.050	< 0.050	< 0.050	< 0.050	< 0.050	< 0.050	< 0.050	< 22	< 22	< 9.5	< 9.5	< 0.097	< 1.0
Benzo(a)pyrene	< 0.050	< 0.050	< 0.050	< 0.050	< 0.050	< 0.050	< 0.050	< 0.050	< 22	< 22	< 9.5	< 9.5	0.17 J	< 1.0
Benzo(b)fluoranthene	< 0.10	< 0.10	< 0.10	< 0.10	< 0.10	< 0.10	< 0.10	< 0.10	< 22	< 22	< 9.5	< 9.5	< 0.097	< 1.0
Benzo(g,h,i)perylene	< 0.10	< 0.10	< 0.10	< 0.10	< 0.10	< 0.10	< 0.10	< 0.10	< 22	< 22	< 9.5	< 9.5	< 0.097	< 1.0
Benzo(k)fluoranthene	< 0.050	< 0.050	< 0.050	< 0.050	< 0.050	< 0.050	< 0.050	< 0.050	< 22	< 22	< 9.5	< 9.5	< 0.097	< 1.0
Chrysene	< 0.050	< 0.050	< 0.050	< 0.050	< 0.050	< 0.050	< 0.050	< 0.050	< 22	< 22	< 9.5	< 9.5	< 0.044	< 0.45
Dibenzo(a,h)anthracene	< 0.10	< 0.10	< 0.10	< 0.10	< 0.10	< 0.10	< 0.10	< 0.10	< 22	< 22	< 9.5	< 9.5	< 0.097	< 1.0
Dibenzofuran	--	--	--	--	--	--	--	--	--	--	--	--	--	--
Fluoranthene	0.26	0.35	0.56	0.58	0.28	0.32	0.16	0.16	< 22	< 22	< 9.5	< 9.5	< 0.097	< 1.0
Fluorene	18	23	29	33	19	19	8.1	7.9	< 22	< 22	< 9.5	< 9.5	7.3	19
Indeno(1,2,3-cd)pyrene	< 0.050	< 0.050	< 0.050	< 0.050	< 0.050	< 0.050	< 0.050	< 0.050	< 22	< 22	< 9.5	< 9.5	< 0.097	< 1.0
Naphthalene	3,700	4,900	5,700	6,200	3,800	3,300	< 0.50	< 0.50	480	450	880	520	630	3,300
Phenanthrene	11	14	21	23	14	14	3.8	3.3	< 22	< 22	< 9.5	< 9.5	5.1	12
Pyrene	0.23	0.32	0.44	0.47	0.27	0.3	0.13	0.15	< 22	< 22	< 9.5	< 9.5	0.11 J	< 1.0
Inorganic Compounds														
Aluminum (fume or dust)	--	--	--	--	--	--	--	--	--	--	--	--	--	--
Antimony	< 0.0200	< 0.0200	< 0.0200	< 0.0200	< 0.0200	< 0.0200	< 0.0200	< 0.0200	< 0.020	< 0.020	< 0.020	< 0.020	< 0.0053	< 0.0053
Arsenic	< 0.0500	< 0.0500	< 0.0500	< 0.0500	< 0.0500	< 0.0500	< 0.0500	< 0.0500	< 0.020	< 0.020	< 0.020	< 0.020	< 0.0046	< 0.0046
Barium	0.231	0.236	0.182	0.178	0.212	0.213	0.225	0.221	0.32	0.32	0.44	0.44	0.39	0.44
Beryllium	< 0.0100	< 0.0100	< 0.0100	< 0.0100	< 0.0100	< 0.0100	< 0.0100	< 0.0100	< 0.0040	< 0.0040	< 0.0040	< 0.0040	0.00096 J	0.0014 J
Cadmium	< 0.0050	< 0.0050	< 0.0050	< 0.0050	< 0.0050	< 0.0050	< 0.0050	< 0.0050	< 0.0050	< 0.0050	< 0.0050	< 0.0050	< 0.0020	< 0.0020
Calcium metal	--	--	--	--	--	--	--	--	--	--	--	--	--	--
Chromium	< 0.0100	< 0.0100	< 0.0100	< 0.0100	< 0.0100	< 0.0100	< 0.0100	< 0.0100	< 0.010	< 0.010	< 0.010	< 0.010	0.0012 J	0.0032 J
Cobalt	--	--	--	--	--	--	--	--	--	--	--	--	--	--
Copper	< 0.0100	< 0.0100	< 0.0100	< 0.0100	< 0.0100	< 0.0100	< 0.0100	< 0.0100	< 0.020	< 0.020	< 0.020	< 0.020	< 0.0019	< 0.0019
Cyanide	< 0.010	0.012	< 0.010	< 0.010	< 0.010	< 0.010	< 0.010	< 0.010	< 0.010	< 0.010	< 0.010	< 0.010	< 0.0050	< 0.0050
Lead	< 0.0100	< 0.0100	< 0.0100	< 0.0100	--	--	--	--	< 0.010	< 0.010	< 0.010	< 0.010	< 0.0040	< 0.0040
Magnesium	--	--	--	--	--	--	--	--	--	--	--	--	--	--
Mercury	< 0.00020	< 0.00020	< 0.00020	< 0.00020	< 0.00020	< 0.00020	< 0.00020	< 0.00020	< 0.00020	< 0.00020	< 0.00020	< 0.00020	< 0.000091	< 0.000091
Nickel	< 0.0200	< 0.0200	< 0.0200	< 0.0200	< 0.0200	< 0.0200	< 0.0200	< 0.0200	< 0.040	< 0.040	< 0.040	< 0.040	< 0.0023	< 0.0023
Potassium	--	--	--	--	--	--	--	--	--	--	--	--	--	--
Selenium	< 0.0200	< 0.0200	< 0.0200	< 0.0200	< 0.0200	< 0.0200	< 0.0200	< 0.0200	< 0.020	< 0.020	< 0.020	< 0.020	< 0.0064	< 0.0064
Sodium	--	--	--	--	--	--	--	--	--	--	--	--	--	--
Thallium	< 0.0200	< 0.0200	< 0.0200	< 0.0200	< 0.0200	< 0.0200	< 0.0200	< 0.0200	< 0.0010	< 0.0010	< 0.0010	< 0.0010	< 0.00025	< 0.00025
Vanadium (fume or dust)	< 0.0100	< 0.0200	< 0.0100	< 0.0100	< 0.0100	< 0.0100	< 0.0100	< 0.0100	< 0.010	< 0.010	< 0.010	< 0.010	< 0.0024	< 0.0024
Zinc	< 0.0200	< 0.0200	< 0.0200	< 0.0200	< 0.0200	< 0.0200	< 0.0200	< 0.0200	< 0.020	< 0.020	< 0.020	< 0.020	< 0.0087	< 0.0087

Chemical Name (Post-ISCO)	MW-12 7/5/2011	MW-12 7/5/2011 DUP	MW-12 1/18/2011	MW-12 1/18/2011 DUP	MW-12 7/14/2010	MW-12 7/14/2010 DUP	MW-12 1/6/2010	MW-12 1/6/2010 DUP	MW-12 7/23/2009	MW-12 7/22/2008	MW-12 7/22/2008 DUP	MW-12 1/8/2008	MW-12 1/8/2008 DUP	MW-12 7/10/2007	MW-12 7/10/2007 DUP	MW-12 2/14/2007
Field Parameters																
Conductivity	0.421	0.421	0.280	0.280	0.475	0.475	0.389	0.389	0.747	0.768	0.768	0.888	0.888	0.692	0.692	0.567
Dissolved Oxygen (YSI)	0.49	0.49	5.41	5.41	0.3	0.3	3.41	3.41	5.54	1.05	1.05	0.87	0.87	1.44	1.44	0.27
Oxidation Reduction Potential	-22.2	-22.2	93	93	-81.8	-81.8	-48.9	-48.9	-256.1	-165.4	-165.4	-156.6	-156.6	-31.8	-31.8	-112.5
pH	6.17	6.17	0.284	0.284	6.13	6.13	6.92	6.92	6.69	6.35	6.35	5.76	5.76	6.47	6.47	5.51
Temperature	21.65	21.65	18.71	18.71	22.37	22.36	15.24	15.24	24.37	22.56	22.56	20.63	20.63	21.93	21.93	19.13
Turbidity	4.88	4.88	9	9	3.97	3.97	2.13	2.13	76.6	18.9	18.9	4.49	4.49	41.4	41.4	0.50
Monitored Natural Attenuation Parameters																
Carbon Dioxide	2,200 * B	2,300 * B	2,300	1,900	1,600 JB	1,600 JB	1,200	1,300	740	2,000	1,900	< 1,000	< 1,000	< 1,000	< 1,000	--
Iron	--	--	--	--	--	--	--	--	--	--	--	--	--	--	--	--
Iron, as Ferrous (Fe+2)	4.9 HF	5.4 HF	6.2 HF	6.4 HF	6.3 HF	7.0 HF	3.9 HF	4.0 HF	< 0.10 HF	3.9	4.2	29.2	30.0	22.5	20.9	30.2
Manganese, Total	--	--	--	--	--	--	--	--	--	--	--	--	--	--	--	--
Manganese, Dissolved	--	--	--	--	--	--	--	--	--	--	--	--	--	--	--	--
Methane	910	980	1,100	510	1,500	1,300	560	710	930	1600	990	2,000	2,100	1,100	1,300	1,500
Nitrate	< 0.075	< 0.075	< 0.36	< 0.36	< 1.1	< 1.1	< 1.1	< 1.1	< 1.1	< 0.50	< 0.50	< 0.25	< 0.25	< 0.25	< 0.25	< 0.25
Nitrogen	--	--	--	--	--	--	--	--	--	--	--	--	--	--	--	--
Nitrogen, ammonia (as N)	--	--	--	--	--	--	--	--	--	--	--	--	--	--	--	--
Oxygen	1.4	1.4	1.1	1.4	1.3	1.3	1.3	1.3	1.1	1.1	0.92	0.81	1.0	2.0	1.8	0.83
Sulfate	8.4	9.5	9.9	9.8	6.2	5.1	8.5	11	40	68	69	210	220	130	120	--
Sulfide	--	--	--	--	--	--	--	--	--	--	--	--	--	--	--	170
Volatile Organic Compounds																
Acetone	< 25	< 50	< 25	< 100	11 J	190 J	< 5,000	< 5,000	< 5,000	< 1,000	< 2,000	< 50	< 50	< 2,500	< 2,500	120
Benzene	210	590	540	410	1,800	2,300	3,500	3,600	3,600	1,800	1,800	2,000	2,100	7,500	7,200	9,900
Carbon Disulfide	< 3.0	< 6.0	< 3.0	< 12	< 5.0	< 100	< 250	< 250	< 250	< 50	< 100	< 5.0	< 5.0	< 5	< 250	< 5
Ethylbenzene	130	240	280	190	470	600	730	760	470	440	390	290	270	530	500	1,000
Methylene Chloride	< 5.0	< 10	< 5.0	< 20	< 5.0	< 100	< 250	< 250	< 250	< 50	< 100	< 5.0	< 5.0	< 5	940	< 5
Toluene	2.9 J	5.9 J	8.3 J	7.9 J	24	25 J	< 250	< 250	370	3.8 J	< 100	39	40	340	320	2,000
Trichloroethylene	< 0.65	< 1.3	< 0.65	< 2.6	< 5.0	< 100	< 250	< 250	< 250	< 50	< 100	< 5.0	< 5.0	< 5	< 250	< 5
Xylenes, total	20 J	30 J	70	52 J	270	280	450	470	410	48 J	48 J	110	120	400	370	1,100
Semivolatile Organic Compounds																
2-Methylnaphthalene	--	--	--	--	--	--	--	--	--	--	--	--	--	--	--	--
Acenaphthene	22	21	24	28	< 190	< 94	<100	<100	< 3.8	27	44	31	28	26	25	31
Acenaphthylene	2.8	2.4	5.2	5.8	< 190	< 94	<100	<100	< 3.8	1.0 J	< 3.9	< 10	< 10	< 10	< 10	11
Anthracene	< 1.1	< 1.1	< 0.99	1.2 J	< 190	< 94	<100	<100	< 3.8	0.84 J	1.1 J	< 10	< 10	< 10	< 10	< 10
Benz(a)anthracene	< 1.1	< 1.1	< 0.99	< 0.96	< 190	< 94	<100	<100	< 3.8	< 3.9	< 3.9	< 0.050	< 0.050	0.060	< 0.050	< 0.05
Benzo(a)pyrene	< 1.1	< 1.1	< 0.99	< 0.96	< 190	< 94	<100	<100	< 3.8	< 3.9	< 3.9	< 0.050	< 0.050	< 0.05	0.21	< 0.05
Benzo(b)fluoranthene	< 1.1	< 1.1	< 0.99	< 0.96	< 190	< 94	<100	<100	< 3.8	< 3.9	< 3.9	< 0.10	< 0.10	< 0.1	0.23	< 0.1
Benzo(g,h,i)perylene	< 1.1	< 1.1	< 0.99	< 0.96	< 190	< 94	<100	<100	< 3.8	< 3.9	< 3.9	< 10	< 10	< 10	< 10	< 10
Benzo(k)fluoranthene	< 1.1	< 1.1	< 0.99	< 0.96	< 190	< 94	<100	<100	< 3.8	< 3.9	< 3.9	< 10	< 10	< 10	< 10	< 10
Chrysene	< 0.48	< 0.48	< 0.44	< 0.43	< 190	< 94	<100	<100	< 3.8	< 3.9	< 3.9	< 0.050	< 0.050	< 0.05	< 0.050	< 0.05
Dibenzo(a,h)anthracene	< 1.1	< 1.1	< 0.99	< 0.96	< 190	< 94	<100	<100	< 3.8	< 3.9	< 3.9	< 0.10	< 0.10	< 0.1	0.63	< 0.1
Dibenzofuran	--	--	--	--	--	--	--	--	--	--	--	--	--	--	--	--
Fluoranthene	< 1.1	< 1.1	< 0.99	< 0.96	< 190	< 94	<100	<100	< 3.8	< 3.9	< 3.9	< 10	< 10	< 10	< 10	< 10
Fluorene	8.8	8.7	11	12	< 190	< 94	<100	<100	< 3.8	8.6	14	12	11	20	17	16
Indeno(1,2,3-cd)pyrene	< 1.1	< 1.1	< 0.99	< 0.96	< 190	< 94	<100	<100	< 3.8	< 3.9	< 3.9	< 0.050	< 0.050	< 10	0.53	< 0.05
Naphthalene	690	950	1,300	1,500	3,000	2,800	3,100	2,200	340	2,000	2,500	2,100	2,400	4,200	4,500	3,100
Phenanthrene	3.6	4.8	5.6	6.9	< 190	< 94	<100	<100	< 3.8	6.5	10	10	< 10	15	14	16
Pyrene	< 1.1	< 1.1	< 0.99	< 0.96	< 94	< 94	<100	<100	< 3.8	< 3.9	< 3.9	< 10	< 10	< 10	< 10	< 10
Inorganic Compounds																
Aluminum (fume or dust)	--	--	--	--	--	--	--	--	--	--	--	--	--	--	--	--
Antimony	< 0.0053	< 0.0053	< 0.0053	< 0.0053	< 0.020	< 0.020	< 0.020	< 0.020	< 0.020	< 0.020	< 0.020	< 0.0200	< 0.0200	< 0.02	< 0.020	< 0.02
Arsenic	< 0.0046	< 0.0046	< 0.0046	< 0.0046	< 0.020	< 0.020	< 0.020	< 0.020	< 0.020	< 0.010	< 0.010	<0.0500	<0.0500	< 0.05	< 0.050	< 0.05
Barium	0.35	0.41	0.28	0.27	0.30	0.31	0.23	0.22	0.30	0.54	0.55	0.354	0.394	0.170	0.177	0.149
Beryllium	0.0011 J	0.00079 J	0.0013 J	0.0015 J	0.00055 J	0.00056 J	< 0.0040	< 0.0040	< 0.0040	< 0.0040	< 0.0040	< 0.0100	< 0.0100	< 0.010	< 0.010	0.0133
Cadmium	< 0.0020	< 0.0020	< 0.0020	< 0.0020	< 0.0050	< 0.0050	< 0.0050	< 0.0050	< 0.0050	< 0.0050	< 0.0050	< 0.0050	< 0.0050	< 0.005	< 0.0050	< 0.005
Calcium metal	--	--	--	--	--	--	--	--	--	--	--	--	--	--	--	--
Chromium	0.0039 J	0.0023 J	0.0026 J	0.0025 J	0.0014 J	0.0014 J	<0.010	<0.010	0.015	0.0039 J	0.0033	< 0.0100	< 0.0100	< 0.010	< 0.010	0.0136
Cobalt	--	--	--	--	--	--	--	--	--	--	--	--	--	--	--	--
Copper	< 0.0019	< 0.0019	< 0.0019	< 0.0019	< 0.020	< 0.020	< 0.020	< 0.020	< 0.020	< 0.020	< 0.020	< 0.0100	< 0.0100	< 0.010	< 0.010	< 0.01
Cyanide	0.019	0.011	< 0.0050	< 0.0050	< 0.010	< 0.010	< 0.010	< 0.010	< 0.010	< 0.010	0.0076	< 0.010	< 0.010	< 0.010	< 0.010	< 0.01
Lead	< 0.0040	< 0.0040	< 0.0040	< 0.0040	< 0.010	< 0.010	< 0.010	< 0.010	< 0.010	< 0.0050	< 0.0050	< 0.0100	< 0.0100	< 0.010	< 0.010	< 0.01
Magnesium	--	--	--	--	--	--	--	--	--	--	--	--	--	--	--	--
Mercury	< 0.000091	< 0.000091	< 0.000091	< 0.000091	< 0.00020	< 0.00020	< 0.00020	< 0.00020	< 0.00020	--	--	< 0.00020	< 0.00020	< 0.0002	< 0.00020	< 0.0002
Nickel	< 0.0023	0.0028 J	0.0033 J	0.0024 J	< 0.040	< 0.040	< 0.040	< 0.040	0.09	0.0110 J	0.011	0.0787	0.0931	0.309	0.345	0.0349
Potassium	--	--	--	--	--	--	--	--	--	--	--	--	--	--	--	--
Selenium	< 0.0064	< 0.0064	< 0.0064	< 0.0064	< 0.020	< 0.020	< 0.020	< 0.020	< 0.020	< 0.010	< 0.010	< 0.0200	< 0.0200	< 0.02	< 0.020	< 0.02
Sodium	--	--	--	--	--	--	--	--	--	--	--	--	--	--	--	--
Thallium	< 0.00025	< 0.00025	< 0.00025	< 0.00025	< 0.0010	< 0.0010	< 0.0010	< 0.0010	< 0.0010	0.0033 J	0.0023	< 1.00	< 1.00	< 1.00	< 1.00	< 0.001
Vanadium (fume or dust)	< 0.0024	< 0.0024	< 0.0024	0.0030 J	< 0.010	< 0.010	< 0.010	< 0.010	< 0.010	< 0.020	< 0.020	< 0.0100	< 0.0100	0.0132	0.0122	< 0.01
Zinc	< 0.0087	< 0.0087	< 0.0087	< 0.0087	< 0.020	< 0.020	< 0.020	< 0.020	< 0.020	<0.020	< 0.020	< 0.0200	< 0.0200	< 0.02	< 0.020	< 0.02

Notes:
* - Not a HSRA regulated compound
ISCO - *in-situ* chemical oxidation
RRS - Risk Reduction Standard

Data Qualifier Defintions:
-- - Not analyzed
B (Inorganics) - Estimated analyte concentration
D - Analyte concentration reported from secondary dilution
DB - Analyte concentration reported from secondary dilution; analyte detected in method blank
H - Holding time exceeded for sample
J - Estimated analyte concentration
JB (Organic) - Estimated analyte concentration; analyte detected in method blank
Bold = Exceeds the laboratory detection limit
Bold and shaded - Analyte concentration exceeds the Type 1 RRS
Detection limit exceeds the Type 1 RRS
JM (Organic) - Estimated analyte concentration; spike sample recovery outside control limits
M (Organic) - Spike sample recovery outside control limits
N - Spike sample recovery outside of control limits
R - Sample data results rejected due to deficiencies in the ability to meet quality control standards
< - Analyte not detected at referenced detection limit
UJ - Analyte not detected; low method bias and/or matrix interference
UN - Analyte not detected; spiked sample recovery outside of control limits
UR - Analyte not detected; data rejected
UWN - Analyte not detected; post digestion spike and spike sample recovery outside control limits

Appendix E-1
Summary of Historical Groundwater Sampling Data - Alluvium, Galliard, and Saprolite Monitoring Wells
January 2001 through July 2018
Atlanta Gas Light Company
Former Manufactured Gas Plant Site
Augusta, Georgia

Chemical Name	Type 1 Risk Reduction Standard	Location ID	MW-12	MW-12	MW-12	MW-12	MW-12	MW-12	MW-12	MW-12	MW-12	MW-12	MW-12	MW-12	MW-12	MW-12	MW-17	MW-17
		Sample Date	7/13/2006	2/8/2006	1/16/2006	7/21/2005	1/19/2005	7/16/2004	7/17/2003	1/20/2003	7/9/2002	1/17/2002	1/02 DUP	7/17/2001	1/17/2001	1/01 DUP	10/4/2006	10/06 (RA)
		Unit	Post-ISCO			Pre-ISCO											Post-ISCO	
Field Parameters																		
Conductivity	*	mS/cm	0.836	--	--	--	--	--	--	--	--	--	--	--	--	--	0.527	--
Dissolved Oxygen (YSI)	*	mg/L	0.1	--	--	--	--	--	--	--	--	--	--	--	--	--	1.15	--
Oxidation Reduction Potential	*	mV	-79.6	--	--	--	--	--	--	--	--	--	--	--	--	--	130.1	--
pH	*	SU	5.19	--	--	--	--	--	--	--	--	--	--	--	--	--	5.94	--
Temperature	*	Celsius	22.79	--	--	--	--	--	--	--	--	--	--	--	--	--	21.08	--
Turbidity	*	NTU	0.12	--	--	--	--	--	--	--	--	--	--	--	--	--	3.54	--
Monitored Natural Attenuation Parameters																		
Carbon Dioxide	*	µg/L	480	--	--	--	--	--	--	--	--	--	--	--	--	--	--	--
Iron	*	mg/L	47.2	--	66.2	76.5	4.4	4.7	4.4	3.4	4.1	4.3	4.2	3.9	4.5	4.8	--	--
Iron, as Ferrous (Fe+2)	*	mg/L	49.3	--	--	--	--	--	--	--	--	--	--	--	--	--	--	--
Manganese, Total	*	mg/L	2.28	--	3.55	6.28	1.8	2.1	1.6	1.6	1.8	1.8 N	1.8 N	1.7	1.7	1.7	--	--
Manganese, Dissolved	*	mg/L	2.03	--	--	--	--	--	--	--	--	--	--	--	--	--	--	--
Methane	*	µg/L	1,300	--	--	--	--	--	--	--	--	--	--	--	--	--	--	--
Nitrate	*	mg/L	0.25 U	--	--	--	--	--	--	--	--	--	--	--	--	--	--	--
Nitrogen	*	mg/L	7.5	--	--	--	--	--	--	--	--	--	--	--	--	--	--	--
Nitrogen, ammonia (as N)	*	mg/L	9.99	--	--	--	--	--	--	--	--	--	--	--	--	--	--	--
Oxygen	*	mg/L	0.5 J	--	--	--	--	--	--	--	--	--	--	--	--	--	--	--
Sulfate	*	mg/L	250	--	--	--	--	--	--	--	--	--	--	--	--	--	--	--
Sulfide	*	mg/L	2 U	--	--	--	--	--	--	--	--	--	--	--	--	--	--	--
Volatile Organic Compounds																		
Acetone	4,000	µg/L	**2,400**	--	3,300 U	1,200 U	25,000 U	25,000 U	5,000 U	5,000 U	5,000 U	5,000 U	12,000 U	1,200 U	5,000 U	5,000 U	50 U	--
Benzene	5	µg/L	**9,700**	--	**8,800**	**13,000**	**53,000**	**59,000**	**66,000**	**68,000 D**	**57,000 D**	**53,000 D**	--	**69,000 D**	**66,000 D**	**65,000 D**	5 U	--
Carbon Disulfide	4,000	µg/L	**20**	--	330 U	50 U	1,000 U	1,000 U	200 U	200 U	200 U	200 U	500 U	50 U	200,000 U	200,000 U	5 U	--
Ethylbenzene	700	µg/L	**630**	--	**700**	**1,500**	**4,600**	**4,400**	**5,200**	**4,800**	**4,200**	**5,200**	**5,700**	**6,000**	**6,400**	**6,200**	5 U	--
Methylene Chloride	5	µg/L	5 U	--	330 U	250 U	5,000 U	5,000 U	1,000 U	1,000 U	1,000 U	1,000 U	2,500 U	250 U	**68 JB**	**130 JB**	5 U	--
Toluene	1,000	µg/L	**2,900**	--	**1,900**	**4,000**	**18,000**	**19,000**	**21,000**	**14,000**	**13,000**	**14,000**	**15,000**	**21,000 D**	**18,000**	**17,000**	5 U	--
Trichloroethylene	5	µg/L	5 U	--	330 U	50 U	1,000 U	1,000 U	200 U	**38 J**	200 U	200 U	500 U	50 U	200 U	200 U	5 U	--
Xylenes, total	2,000	µg/L	**770**	--	670 U	**1,500**	**5,200**	**4,400**	**4,600**	**3,700 B**	**3,300**	**4,300**	**4,800**	**5,900**	**5,700**	**5,500**	5 U	--
Semivolatile Organic Compounds																		
2-Methylnaphthalene	*	µg/L	--	--	**270**	**260**	**470**	**380**	**510 J M**	**550 D**	**540**	**500**	**490**	**710**	**600**	**670**	--	--
Acenaphthene	2,000	µg/L	**22**	--	**44**	10 U	10 U	200 U	**88**	**99**	**100**	**92 J**	**90 J**	**110**	**100**	**110**	10 U	--
Acenaphthylene	10	µg/L	10 U	--	**22**	**26**	10 U	200 U	**89**	**64**	**67 J**	10 U	0.2 U	**110**	**88**	**98**	10 U	--
Anthracene	10	µg/L	10 U	--	**10**	10 U	10 U	200 U	10 U	**2.0 J**	10 U	10 U	0.2 U	**2.2 J**	50 U	**2.7 J**	10 U	--
Benz(a)anthracene	0.1	µg/L	0.05 U	--	10 U	10 U	10 U	200 U	10 U	10 U	10 U	10 U	0.2 U	50 U	50 U	**4.8 J**	**0.17 R**	0.05 UJ
Benzo(a)pyrene	0.2	µg/L	0.05 U	--	10 U	10 U	10 U	200 U	10 U	10 U	10 U	10 U	0.2 U	50 U	50 U	50 U	**0.23 R**	0.05 UJ
Benzo(b)fluoranthene	0.2	µg/L	0.1 U	--	10 U	10 U	10 U	200 U	10 U	10 U	10 U	10 U	0.2 U	50 U	50 U	50 U	**0.25 R**	0.1 UJ
Benzo(g,h,i)perylene	10	µg/L	10 U	--	10 U	10 U	10 U	200 U	10 U	10 U	10 U	10 U	0.2 U	50 U	**5.7 J**	**4.8 J**	10 U	--
Benzo(k)fluoranthene	10	µg/L	10 U	--	10 U	10 U	10 U	200 U	10 U	10 U	10 U	10 U	0.2 U	50 U	50 U	50 U	10 U	--
Chrysene	0.2	µg/L	0.05 U	--	10 U	10 U	10 U	200 U	10 U	10 U	10 U	10 U	0.2 U	50 U	**4.3 J**	**4.2 J**	**0.15 R**	0.05 UJ
Dibenzo(a,h)anthracene	0.3	µg/L	0.1 U	--	10 U	10 U	10 U	200 U	10 U	10 U	10 U	10 U	0.2 U	50 U	50 U	**5.2 J**	**0.32 R**	0.1 UJ
Dibenzofuran	1	µg/L	--	--	50 U	10 U	10 U	200 U	10 U	**6.0 J**	**6.2 J**	**5.3 J**	0.2 U	**7.2 J**	**6.5 J**	**7.5 J**	--	--
Fluoranthene	1,000	µg/L	10 U	0.0008 U	**16**	10 U	10 U	200 U	10 U	10 U	10 U	10 U	0.2 U	50 U	50 U	50 U	10 U	--
Fluorene	1,000	µg/L	**17**	--	**31**	**12**	10 U	200 U	**24**	**23**	**22 J**	10 U	0.2 U	**29 J**	**28 J**	**30 J**	10 U	--
Indeno(1,2,3-cd)pyrene	0.4	µg/L	0.05 U	--	10,000 U	10 U	10 U	200 U	10 U	10 U	10 U	10 U	0.2 U	50 U	50 U	50 U	**0.31 R**	0.05 UJ
Naphthalene	20	µg/L	**2,900**	--	**2,000**	**2,300**	**6,700**	**5,900**	**12,000 J M**	**7,600 D**	**8,900 D**	**8,600 D**	**8,700 D**	**10,000 D**	**10,000 D**	**11,000 D**	10 U	--
Phenanthrene	10	µg/L	**18**	--	**47**	**12**	10 U	200 U	**17**	**16**	**18 J**	**15 J**	**15 J**	**19 J**	**20 J**	**22 J**	10 U	--
Pyrene	1,000	µg/L	10 U	0.0008 U	**14**	10 U	10 U	200 U	10 U	10 U	10 U	10 U	0.2 U	50 U	50 U	50 U	10 U	--
Inorganic Compounds																		
Aluminum (fume or dust)	*	mg/L	--	--	**1.81**	**1.75**	0.2 U	0.2 U	0.2 U	0.2 U	0.2 U	0.2 U	0.2 U	**0.043 BN**	0.2 U	0.2 U	--	--
Antimony	0.01	mg/L	0.02 U	--	0.01 U	0.006 U	0.02 U	0.006 U	0.02 U	0.02 U	0.02 U	0.02 U	**0.0052 B**	0.02 U	**0.0053 B**	**0.0052 B**	0.02 U	--
Arsenic	0.05	mg/L	0.05 U	--	0.01 U	0.01 U	0.01 U	0.01 U	0.01 U	0.01 U	0.01 U	**0.0039 B**	0.01 U	**0.0056 B**	0.01 U	0.01 U	0.05 U	--
Barium	2	mg/L	**0.0631**	--	0.2 U	**0.0699**	**0.69**	**0.7**	**0.64**	**0.63**	**0.65**	**0.67**	**0.66**	**0.64**	**0.64**	**0.62**	**0.0453**	--
Beryllium	0.004	mg/L	**0.0266**	--	**0.0318**	**0.0278**	0.004 U	0.004 U	0.004 U	0.004 U	0.004 U	**0.00091 B**	**0.00089 B**	0.004 U	**0.0022 B**	**0.0022 B**	0.01 U	--
Cadmium	0.005	mg/L	0.005 U	--	0.002 U	0.005 U	0.005 U	0.005 U	0.005 U	0.005 U	0.005 U	0.005 U	0.005 U	0.005 U	0.005 U	0.005 U	0.005 U	--
Calcium metal	*	mg/L	--	--	**74.7**	**132**	**50**	**57**	**44**	**47**	**50**	**50**	**50**	**47**	**45**	**46**	--	--
Chromium	0.1	mg/L	**0.0386**	--	**0.0692**	**0.219**	0.01 U	0.01 U	0.01 UJ	0.01 U	0.01 U	0.01 U	0.01 U	0.01 U	0.01 U	**0.04**	0.01 U	--
Cobalt	*	mg/L	--	--	**0.579**	**0.537**	0.01 U	0.01 U	0.01 U	0.01 U	0.01 U	0.01 U	0.01 U	0.01 U	0.01 U	0.01 U	--	--
Copper	1.3	mg/L	0.01 U	--	0.025 U	0.02 U	0.02 U	0.02 U	0.02 U	**0.0016 B**	0.02 U	0.02 U	0.02 U	0.02 U	0.02 U	0.02 U	0.01 U	--
Cyanide	0.2	mg/L	**0.011**	--	0.01 U	0.01 U	**0.049**	**0.055**	0.015 U	**0.038**	**0.051**	**0.05**	**0.039**	**0.06**	**0.023**	**0.024**	0.01 U	--
Lead	0.015	mg/L	0.01 U	--	0.003 U	0.005 U	0.005 U	0.005 U	0.005 U	0.005 U	0.005 U	0.005 U	0.005 U	0.005 U	**0.0032 B**	**0.0025 B**	0.01 U	--
Magnesium	*	mg/L	--	--	**52.1**	**87.5**	**40**	**45**	**40**	**38**	**40**	**41**	**41**	**38**	**37**	**37**	--	--
Mercury	0.002	mg/L	0.0002 U	--	0.0002 U	0.0002 U	0.0002 U	0.0002 U	0.0002 UJ	**0.00015 B**	0.0002 U	0.0002 U	0.0002 U	0.0002 U	0.00020 U	0.0002 U	0.0002 U	--
Nickel	0.1	mg/L	**0.146**	--	**0.262**	**0.063**	0.04 U	0.04 U	0.04 U	0.04 U	0.04 U	0.04 U	0.04 U	0.04 U	0.04 U	**0.017 B**	0.02 U	--
Potassium	*	mg/L	--	--	**7.09**	**6.45**	**1.9**	**1.9**	**2**	**1.8**	**1.8**	**2 N**	**2 N**	**1.8**	**2.0**	**2.0**	--	--
Selenium	0.05	mg/L	0.02 U	--	0.005 U	0.01 U	0.01 U	0.01 U	0.01 U	0.01 U	0.01 U	**0.0047 B**	0.01 U	0.01 U	0.01 U	0.01 U	0.02 U	--
Sodium	*	mg/L	--	--	**24.3**	**27.3**	**34**	**37**	**36**	**33**	**32**	**31**	**31**	**32**	**30**	**30**	--	--
Thallium	0.002	mg/L	0.001 U	--	0.001 U	0.001 U	0.002 U	0.001 U	0.002 U	0.002 UWN	0.002 UJ	0.002 U	0.002 U	0.002 UN	0.002 U	0.002 U	0.001 U	--
Vanadium (fume or dust)	0.2	mg/L	**0.0174**	--	**0.0303**	0.01 U	0.01 U	0.01 U	0.01 U	0.01 U	0.01 U	0.01 U	0.01 U	0.01 U	0.01 U	0.01 U	0.01 U	--
Zinc	2	mg/L	0.02 U	--	0.02 U	0.02 U	0.02 U	0.02 U	0.02 U	0.02 U	0.02 U	0.02 U	0.02 U	0.02 U	0.02 U	0.02 U	0.02 U	--

Notes:
* - Not a HSRA regulated compound
ISCO - *in-situ* chemical oxidation
RRS - Risk Reduction Standard

Data Qualifier Defintions:
-- - Not analyzed
B (Inorganics) - Estimated analyte concentration
D - Analyte concentration reported from secondary dilution
DB - Analyte concentration reported from secondary dilution; analyte detected in method blank
H - Holding time exceeded for sample
J - Estimated analyte concentration
JB (Organic) - Estimated analyte concentration; analyte detected in method blank
Bold = Exceeds the laboratory detection limit
Bold and shaded - Analyte concentration exceeds the Type 1 RRS
JM (Organic) - Estimated analyte concentration; spike sample recovery outside control limits
M (Organic) - Spike sample recovery outside control limits
N - Spike sample recovery outside of control limits
R - Sample data results rejected due to deficiencies in the ability to meet quality control standards
< - Analyte not detected at referenced detection limit
U - Analyte not detected at referenced detection limit
UJ - Analyte not detected; low method bias and/or matrix interference
UN - Analyte not detected; spiked sample recovery outside of control limits
UR - Analyte not detected; data rejected
UWN - Analyte not detected; post digestion spike and spike sample recovery outside control limits

Summary of Historical Groundwater Sampling Data - Alluvium, Galliard, and Saprolite Monitoring Wells
January 2001 through July 2018
Atlanta Gas Light Company
Former Manufactured Gas Plant Site
Augusta, Georgia

Chemical Name	Type 1 Risk Reduction Standard	Location ID / Sample Date / Unit	MW-19 7/17/2018	MW-19 7/17/2018 DUP	MW-19 1/25/2018	MW-19 1/25/2018 DUP	MW-19 7/26/2017	MW-19 1/25/2017	MW-19 1/25/2017 DUP	MW-19 7/27/2016	MW-19 7/27/2016 DUP	MW-19 1/21/2016	MW-19 1/21/2016 DUP	MW-19 7/30/2015	MW-19 1/14/2015	MW-19 7/17/2014	MW-19 1/9/2014	MW-19 7/10/13	MW-19 1/9/2013	MW-19 7/25/2012	MW-19 1/19/2012	MW-19 7/6/2011	MW-19 1/18/2011
			Post-ISCO																				
Field Parameters																							
Conductivity	*	mS/cm	0.464	0.464	0.472	0.472	0.504	0.495	0.495	0.623	0.623	0.576	0.576	580	0.529	0.626	0.472	0.630	0.520	0.744	0.484	0.602	1.86
Dissolved Oxygen (YSI)	*	mg/L	0.08	0.08	0.69	0.69	0.52	1.47	1.47	0.96	0.96	0.69	0.69	1.85	0.77	0.98	0.90	0.42	1.39	1.59	0.92	1.99	6.08
Oxidation Reduction Potential	*	mV	128.4	128.4	-11	-11	26.4	29.3	29.3	109.9	109.9	56.7	56.7	252.8	113.4	83.9	128.2	96.4	134.3	100	127.0	139.9	144.8
pH	*	SU	6.25	6.25	6.38	6.38	6.18	6.56	6.56	6.06	6.06	6.19	6.19	6.22	5.84	6.26	6.34	6.18	6.18	6.14	6.12	5.68	0.662
Temperature	*	Celsius	24.81	24.81	19.65	19.65	22.87	21.54	21.54	27.62	27.62	18.27	18.27	23	16.00	25.86	17.37	23.71	20.66	29.00	21.48	24.68	18.46
Turbidity	*	NTU	3.21	3.21	2.19	2.19	12.8	8.32	8.32	8.5	8.5	4.1	4.1	3.07	1.55	0.42	9.12	5.36	9.45	3	8.3	52.4	117
Monitored Natural Attenuation Parameters																							
Carbon Dioxide	*	µg/L	--	--	--	--	--	--	--	--	--	--	--	--	236	198	272	251	110	120	1,300 B	1,200 * B	1,100
Iron	*	mg/L	--	--	--	--	--	--	--	--	--	--	--	--	--	--	--	--	--	--	--	--	--
Iron, as Ferrous (Fe+2)	*	mg/L	--	--	--	--	--	--	--	--	--	--	--	--	< 0.100	< 0.100	< 0.100	< 0.100	< 0.10 HF	< 0.10 HF	< 0.025 HF	< 0.025 HF	0.17 HF
Manganese, Total	*	mg/L	--	--	--	--	--	--	--	--	--	--	--	--	--	--	--	--	--	--	--	--	--
Manganese, Dissolved	*	mg/L	--	--	--	--	--	--	--	--	--	--	--	--	--	--	--	--	--	--	--	--	--
Methane	*	µg/L	--	--	--	--	--	--	--	--	--	--	--	--	< 4	7	7	6	1.1	< 0.58	< 0.29	< 0.29	< 0.19
Nitrate	*	mg/L	--	--	--	--	--	--	--	--	--	--	--	--	0.7	0.93	0.47	<0.25	0.46	0.76	1.3	1.7	7.5
Nitrogen	*	mg/L	--	--	--	--	--	--	--	--	--	--	--	--	--	--	--	--	--	--	--	--	--
Nitrogen, ammonia (as N)	*	mg/L	--	--	--	--	--	--	--	--	--	--	--	--	--	--	--	--	--	--	--	--	--
Oxygen	*	mg/L	--	--	--	--	--	--	--	--	--	--	--	--	7.50 H	6.23 H	5.38 H	6.51 H	5.9	5.3	1.6	1.6	1.4
Sulfate	*	mg/L	--	--	--	--	--	--	--	--	--	--	--	--	87	120	110	110	100	140	55	88	94
Sulfide	*	mg/L	--	--	--	--		--	--	--	--	--	--	--									
Volatile Organic Compounds																							
Acetone	4,000	µg/L	< 50	< 50	< 50	< 50	< 50	< 50	< 50	< 50	< 50	< 50	< 50	< 50	< 50	< 50	< 50	< 50	< 100	< 100	< 5.0	< 5.0	< 5.0
Benzene	5	µg/L	< 5.0	< 5.0	< 5.0	< 5.0	< 5.0	< 5.0	< 5.0	< 5.0	< 5.0	< 5.0	< 5.0	< 5.0	< 5.0	< 5.0	< 5.0	< 5.0	< 5.0	< 5.0	< 0.25	< 0.25	< 0.25
Carbon Disulfide	4,000	µg/L	< 5.0	< 5.0	< 5.0	< 5.0	< 5.0	< 5.0	< 5.0	< 5.0	< 5.0	< 5.0	< 5.0	< 5.0	< 5.0	< 5.0	< 5.0	< 5.0	< 5.0	< 5.0	< 0.60	< 0.60	< 0.60
Ethylbenzene	700	µg/L	< 5.0	< 5.0	< 5.0	< 5.0	< 5.0	< 5.0	< 5.0	< 5.0	< 5.0	< 5.0	< 5.0	< 5.0	< 5.0	< 5.0	< 5.0	< 5.0	< 5.0	< 5.0	< 0.11	< 0.11	< 0.11
Methylene Chloride	5	µg/L	< 5.0	< 5.0	< 5.0	< 5.0	< 5.0	< 5.0	< 5.0	< 5.0	< 5.0	< 5.0	< 5.0	< 5.0	< 5.0	< 5.0	< 5.0	< 5.0	< 5.0	< 5.0	< 1.0	< 1.0	< 1.0
Toluene	1,000	µg/L	< 5.0	< 5.0	< 5.0	< 5.0	< 5.0	< 5.0	< 5.0	< 5.0	< 5.0	< 5.0	< 5.0	< 5.0	< 5.0	< 5.0	< 5.0	< 5.0	< 5.0	< 5.0	< 0.33	< 0.33	< 0.33
Trichloroethylene	5	µg/L	< 5.0	< 5.0	< 5.0	< 5.0	< 5.0	< 5.0	< 5.0	< 5.0	< 5.0	< 5.0	< 5.0	< 5.0	< 5.0	< 5.0	< 5.0	< 5.0	< 5.0	< 5.0	9.4	3.0 J	1.8 J
Xylenes, total	2,000	µg/L	< 5.0	< 5.0	< 5.0	< 5.0	< 5.0	< 5.0	< 5.0	< 5.0	< 5.0	< 5.0	< 5.0	< 5.0	< 5.0	< 5.0	< 5.0	< 5.0	< 5.0	< 5.0	< 0.20	< 0.20	< 0.20
Semivolatile Organic Compounds																							
2-Methylnaphthalene	*	µg/L	--	--	--	--	--	--	--	--	--	--	--	--	--	--	--	--	--	--	--	--	--
Acenaphthene	2,000	µg/L	< 0.5	< 0.5	< 0.5	< 0.5	< 0.5	< 0.5	< 0.5	< 0.5	< 0.5	< 0.5	< 0.5	< 0.5	< 0.50	< 0.50	< 0.50	< 0.50	< 0.20	< 0.19	< 0.098	< 0.12	< 0.11
Acenaphthylene	10	µg/L	< 1.0	< 1.0	< 1.0	< 1.0	< 1.0	< 1.0	< 1.0	< 1.0	< 1.0	< 1.0	< 1.0	< 1.0	< 1.0	< 1.0	< 1.0	< 1.0	< 0.20	< 0.19	< 0.098	0.21 J	0.18 J
Anthracene	10	µg/L	0.081	0.077	0.098	0.099	0.063	0.24	0.16	0.06	0.079	0.11	0.14	0.12	0.092	0.15	0.1	0.11	< 0.20	< 0.19	< 0.098	< 0.12	< 0.11
Benz(a)anthracene	0.1	µg/L	0.096	< 0.05	< 0.05	< 0.05	< 0.05	0.095	0.056	< 0.05	< 0.05	< 0.05	< 0.05	0.053	< 0.050	< 0.050	< 0.050	< 0.050	< 0.20	< 0.19	0.10 J	0.28	0.28
Benzo(a)pyrene	0.2	µg/L	0.085	< 0.05	< 0.05	< 0.05	< 0.05	0.082	0.051	< 0.05	< 0.05	< 0.05	< 0.05	0.054	< 0.050	< 0.050	< 0.050	< 0.050	< 0.20	< 0.19	0.13 J	0.35	0.41
Benzo(b)fluoranthene	0.2	µg/L	< 0.1	< 0.1	< 0.1	< 0.1	< 0.1	0.12	< 0.1	< 0.1	< 0.1	< 0.1	< 0.1	0.11	< 0.10	< 0.10	< 0.10	< 0.10	< 0.20	< 0.19	0.20	0.23 J	0.19 J
Benzo(g,h,i)perylene	10	µg/L	< 0.1	< 0.1	< 0.1	< 0.1	< 0.1	0.1	< 0.1	< 0.1	< 0.1	< 0.1	< 0.1	0.1	< 0.10	< 0.10	< 0.10	< 0.10	< 0.20	< 0.19	< 0.098	0.24 J	0.27
Benzo(k)fluoranthene	10	µg/L	0.084	< 0.05	< 0.05	< 0.05	< 0.05	0.056	< 0.05	< 0.05	< 0.05	< 0.05	< 0.05	< 0.05	< 0.050	< 0.050	< 0.050	< 0.050	< 0.20	< 0.19	< 0.098	0.25	0.26
Chrysene	0.2	µg/L	0.089	< 0.05	< 0.05	< 0.05	< 0.05	0.075	< 0.05	< 0.05	< 0.05	< 0.05	< 0.05	< 0.05	< 0.050	< 0.050	< 0.050	< 0.050	< 0.20	< 0.19	0.11 J	0.30	0.35
Dibenzo(a,h)anthracene	0.3	µg/L	< 0.1	< 0.1	< 0.1	< 0.1	< 0.1	< 0.1	< 0.1	< 0.1	< 0.1	< 0.1	< 0.1	< 0.1	< 0.10	< 0.10	< 0.10	< 0.10	< 0.20	< 0.19	< 0.098	< 0.12	< 0.11
Dibenzofuran	1	µg/L	--	--	--	--	--	--	--	--	--	--	--	--	--	--	--	--	--	--	--	--	--
Fluoranthene	1,000	µg/L	< 0.1	< 0.1	< 0.1	< 0.1	< 0.1	< 0.1	< 0.1	< 0.1	< 0.1	< 0.1	< 0.1	< 0.1	< 0.10	< 0.10	< 0.10	< 0.10	< 0.20	< 0.19	< 0.098	0.34	0.40
Fluorene	1,000	µg/L	< 0.1	< 0.1	< 0.1	< 0.1	< 0.1	< 0.1	< 0.1	< 0.1	< 0.1	< 0.1	< 0.1	< 0.1	< 0.10	< 0.10	< 0.10	< 0.10	< 0.20	< 0.19	< 0.098	< 0.12	< 0.11
Indeno(1,2,3-cd)pyrene	0.4	µg/L	0.099	< 0.05	< 0.05	< 0.05	< 0.05	0.069	< 0.05	< 0.05	< 0.05	< 0.05	< 0.05	0.07	< 0.050	< 0.050	< 0.050	< 0.050	< 0.20	< 0.19	< 0.098	0.20 J	0.23
Naphthalene	20	µg/L	< 0.5	< 0.5	< 0.5	< 0.5	< 0.5	< 0.5	< 0.5	< 0.5	< 0.5	< 0.5	< 0.5	< 0.5	< 500	< 0.50	< 0.50	< 0.50	< 0.20	0.49	0.20	< 0.12	0.42
Phenanthrene	10	µg/L	< 0.05	< 0.05	< 0.05	< 0.05	< 0.05	0.051	< 0.05	< 0.05	< 0.05	< 0.05	0.056	< 0.05	< 0.50	< 0.050	< 0.050	< 0.050	< 0.20	< 0.19	< 0.098	0.13 J	0.12 J
Pyrene	1,000	µg/L	< 0.05	< 0.05	< 0.05	< 0.05	< 0.05	0.19	0.11	< 0.05	< 0.05	< 0.05	< 0.05	0.12	< 0.050	0.082	< 0.050	< 0.050	< 0.20	< 0.19	0.23	0.57	0.65
Inorganic Compounds																							
Aluminum (fume or dust)	*	mg/L	--	--	--	--	--	--	--	--	--	--	--	--	--	--	--	--	--	--	--	--	--
Antimony	0.01	mg/L	< 0.006	< 0.006	< 0.006	< 0.006	< 0.006	< 0.006	< 0.006	< 0.006	< 0.006	< 0.006	< 0.006	< 0.02	< 0.0200	< 0.0200	< 0.0200	< 0.0200	< 0.020	< 0.020	< 0.0053	< 0.0053	< 0.0053
Arsenic	0.05	mg/L	< 0.05	< 0.05	< 0.05	< 0.05	< 0.05	< 0.05	< 0.05	< 0.05	< 0.05	< 0.05	< 0.05	< 0.05	< 0.0500	< 0.0500	< 0.0500	< 0.0500	< 0.020	< 0.020	< 0.0046	0.0063 J	< 0.0046
Barium	2	mg/L	0.0936	0.112	0.0856	0.0851	0.092	0.063	0.0629	0.0808	0.0806	0.0858	0.0886	0.0881	0.0824	0.0907	0.0935	0.123	0.12	0.098	0.036	0.076	0.025
Beryllium	0.004	mg/L	< 0.004	< 0.004	< 0.004	< 0.004	< 0.004	< 0.004	< 0.004	< 0.004	< 0.004	< 0.004	< 0.004	< 0.01	< 0.0100	< 0.0100	< 0.0100	< 0.0100	< 0.0040	< 0.0040	< 0.00020	0.00021 J	< 0.00020
Cadmium	0.005	mg/L	< 0.005	< 0.005	< 0.005	< 0.005	< 0.005	< 0.005	< 0.005	< 0.005	< 0.005	< 0.005	< 0.005	< 0.005	< 0.0050	< 0.0050	< 0.0050	0.0091	< 0.0050	< 0.0050	< 0.0020	< 0.0020	< 0.0020
Calcium metal	*	mg/L	--	--	--	--	--	--	--	--	--	--	--	--	--	--	--	--	--	--	--	--	--
Chromium	0.1	mg/L	< 0.01	< 0.01	< 0.01	< 0.01	0.0167	0.0114	0.0109	< 0.01	0.01	< 0.01	< 0.01	< 0.01	< 0.0100	0.0127	0.0151	< 0.0100	<0.010	0.012	0.0088 J	0.26	0.015
Cobalt	*	mg/L	--	--	--	--	--	--	--	--	--	--	--	--	--	--	--	--	--	--	--	--	--
Copper	1.3	mg/L	< 0.01	< 0.01	< 0.01	< 0.01	< 0.01	< 0.01	< 0.01	< 0.01	< 0.01	< 0.01	< 0.01	< 0.01	< 0.0100	< 0.0100	< 0.0100	< 0.0100	< 0.020	< 0.020	0.0024 J	0.063	0.0026 J
Cyanide	0.2	mg/L	0.019	0.02	0.016	0.016	< 0.01	< 0.01	< 0.01	< 0.01	< 0.01	< 0.01	< 0.01	< 0.01	0.02	0.02	< 0.010	0.012	0.023	0.058	0.0096 J	0.020	0.014
Lead	0.015	mg/L	< 0.01	< 0.01	< 0.01	< 0.01	< 0.01	< 0.01	< 0.01	< 0.01	< 0.01	< 0.01	< 0.01	< 0.01	< 0.0100	< 0.0100	< 0.0100	< 0.0100	< 0.010	< 0.010	< 0.0040	0.028	< 0.0040
Magnesium	*	mg/L	--	--	--	--	--	--	--	--	--	--	--	--	--	--	--	--	--	--	--	--	--
Mercury	0.002	mg/L	< 0.0002	< 0.0002	< 0.0002	< 0.0002	< 0.0002	< 0.0002	< 0.0002	< 0.0002	< 0.0002	< 0.0002	< 0.0002	< 0.0002	< 0.00020	< 0.00020	< 0.00020	< 0.00020	< 0.00020	< 0.00020	< 0.000091	< 0.000091	< 0.000091
Nickel	0.1	mg/L	0.0359	0.0407	0.0312	0.0322	0.0341	0.03	0.03	0.0363	0.0358	0.046	0.0412	< 0.02	0.0275	0.0432	0.0579	0.0568	0.073	0.073	0.023 J	0.066	0.032 J
Potassium	*	mg/L	--	--	--	--	--	--	--	--	--	--	--	--	--	--	--	--	--	--	--	--	--
Selenium	0.05	mg/L	< 0.02	< 0.02	< 0.02	< 0.02	< 0.02	< 0.02	< 0.02	< 0.02	< 0.02	< 0.02	< 0.02	< 0.02	< 0.0200	< 0.0200	< 0.0200	< 0.0200	< 0.020	< 0.020	< 0.0064	< 0.0064	< 0.0064
Sodium	*	mg/L	--	--	--	--	--	--	--	--	--	--	--	--	--	--	--	--	--	--	--	--	--
Thallium	0.002	mg/L	< 0.002	< 0.002	< 0.002	< 0.002	< 0.002	< 0.002	< 0.002	< 0.002	< 0.002	< 0.002	< 0.002	< 0.02	< 0.0200	< 0.0200	< 0.0200	< 0.0200	< 0.0010	< 0.0010	< 0.00025	< 0.00025	< 0.00025
Vanadium (fume or dust)	0.2	mg/L	< 0.01	< 0.01	< 0.01	< 0.01	< 0.01	< 0.01	< 0.01	< 0.01	< 0.01	< 0.01	< 0.01	< 0.01	< 0.0100	< 0.0100	< 0.0100	< 0.0100	< 0.010	< 0.010	< 0.0024	0.016	< 0.0024
Zinc	2	mg/L	0.0704	0.0764	0.0653	0.063	0.0764	0.0745	0.0758	0.0787	0.0796	0.076	0.0764	0.113	0.0747	0.0856	0.0985	0.142	0.12	0.14	0.030	0.11	0.042

Chemical Name	Type 1 Risk Reduction Standard	Location ID / Sample Date / Unit	MW-19 7/13/2010	MW-19 1/11/2010	MW-19 7/23/2009	MW-19 1/13/2009	MW-19 7/17/2008	MW-19 1/10/2008	MW-19 7/12/2007	MW-19 2/13/2007	MW-19 7/13/2006	MW-19 2/8/2006	MW-19 1/10/2006	MW-19 7/20/2005	MW-19 7/12/2004	MW-19 2/10/2004	MW-19 7/15/2003	MW-19 1/17/2003	MW-19 7/11/2002	MW-19 1/21/2002	MW-19 1/21/2002 DUP	MW-19 7/12/2001	MW-19 1/17/2001
			Post-ISCO											Pre-ISCO									
Field Parameters																							
Conductivity	*	mS/cm	0.808	0.775	0.819	2.68	0.785	0.900	1.437	0.868	1.245	--	--	--	--	--	--	--	--	--	--	--	--
Dissolved Oxygen (YSI)	*	mg/L	3.81	4.54	1.57	6.15	6.85	8.78	3.53	12.21	3.09	--	--	--	--	--	--	--	--	--	--	--	--
Oxidation Reduction Potential	*	mV	-130.1	19.2	70.1	84.7	124.1	226.7	162.3	203	148.2	--	--	--	--	--	--	--	--	--	--	--	--
pH	*	SU	8.68	9.22	5.82	7.65	6	5.85	6.16	6.21	6.25	--	--	--	--	--	--	--	--	--	--	--	--
Temperature	*	Celsius	25.71	15.62	24.07	17.55	23.83	20.26	22.75	19.81	21.96	--	--	--	--	--	--	--	--	--	--	--	--
Turbidity	*	NTU	8.5	9.85	8.12	3.46	3.24	3.68	12.3	3.11	29.8	--	--	--	--	--	--	--	--	--	--	--	--
Monitored Natural Attenuation Parameters																							
Carbon Dioxide	*	µg/L	NA	910	880	1,200	1,000	< 1000	< 1000	--	--	--	--	--	--	--	--	--	--	--	--	--	--
Iron	*	mg/L	--	--	--	--	--	--	--	--	2.14	--	1.9	1.08	0.56	0.16	0.04 U	0.15	0.11	0.74	0.71	0.044 B	0.12
Iron, as Ferrous (Fe+2)	*	mg/L	NA	0.82 HF	3.9 HF	0.80 HF	< 0.10	< 0.10	< 0.10	< 0.1	0.1 U	--	--	--	--	--	--	--	--	--	--	--	--
Manganese, Total	*	mg/L	--	--	--	--	--	--	--	--	0.107	--	0.133	0.0624	0.013	0.01 U	0.58	0.48	0.46	0.38	0.39	0.34	0.48
Manganese, Dissolved	*	mg/L	--	--	--	--	--	--	--	--	0.0108	--	--	--	--	--	--	--	--	--	--	--	--
Methane	*	µg/L	NA	0.31	< 0.19	0.23	0.12	0.11	7.8	0.21	--	--	--	--	--	--	--	--	--	--	--	--	--
Nitrate	*	mg/L	NA	7.9	8.7	2	9.7	3.9	2.3	4.3	--	--	--	--	--	--	--	--	--	--	--	--	--
Nitrogen	*	mg/L	--	--	--	--	--	--	--	--	--	--	--	--	--	--	--	--	--	--	--	--	--
Nitrogen, ammonia (as N)	*	mg/L	--	--	--	--	--	--	--	--	0.2 U	--	--	--	--	--	--	--	--	--	--	--	--
Oxygen	*	mg/L	NA	1.4	1.2	1.3	1.6	8.7	12	12	--	--	--	--	--	--	--	--	--	--	--	--	--
Sulfate	*	mg/L	NA	210	120	170	120	190	490	180	--	--	--	--	--	--	--	--	--	--	--	--	--
Sulfide	*	mg/L	--	--	--	--	--	--	--	--	--	--	--	--	--	--	--	--	--	--	--	--	--
Volatile Organic Compounds																							
Acetone	4,000	µg/L	< 100	< 100	< 100	< 100	5.2 J	< 50	< 50	120	50 U	--	10 U	25 U	25 U	25 U	25 U	25 U	25 U	17 J	14 J	25 U	25 U
Benzene	5	µg/L	< 5.0	< 5.0	< 5.0	< 5.0	< 5.0	< 5.0	< 5	9,900	5 U	--	1.0 U	1.0 U	1.0 U	1.0 U	1.0 U	1.0 U	1.0 U	1.0 U	1.0 U	1.0 U	10
Carbon Disulfide	4,000	µg/L	< 5.0	< 5.0	< 5.0	< 5.0	< 5.0	< 5.0	< 5	< 5	5 U	--	1.0 U	1.0 U	1.0 U	1.0 U	20	1.0 U	1.0 U	1.0 U	1.0 U	1.0 U	1.0 U
Ethylbenzene	700	µg/L	< 5.0	< 5.0	< 5.0	< 5.0	< 5.0	< 5.0	< 5	1,000	5 U	--	1.0 U	1.0 U	1.0 U	1.0 U	1.0 U	1.0 U	1.0 U	1.0 U	1.0 U	1.0 U	0.12 J
Methylene Chloride	5	µg/L	< 5.0	< 5.0	< 5.0	< 5.0	< 5.0	< 5.0	< 5	< 5	5 U	--	1.0 U	5.0 U	5.0 U	5.0 U	5.0 U	5.0 U	0.35 J	5.0 U	5.0 U	5.0 U	0.26 JB
Toluene	1,000	µg/L	< 5.0	< 5.0	< 5.0	< 5.0	< 5.0	< 5.0	< 5	2,000	5 U	--	1.0 U	1.0 U	1.0 U	1.0 U	1.0 U	1.0 U	1.0 U	1.0 U	1.0 U	1.0 U	0.49 J
Trichloroethylene	5	µg/L	1.7 J	< 5.0	< 5.0	3.1 J	7.0	< 5.0	< 5	< 5	5 U	--	1.0 U	1.1	1.0 U	1.0 U	1.0 U	1.0 U	1.0 U	1.0 U	1.0 U	1.0 U	1.0 U
Xylenes, total	2,000	µg/L	< 5.0	< 5.0	< 5.0	< 5.0	< 5.0	< 5.0	< 5	1,100	5 U	--	2.0 U	2.0 U	2.0 U	2.5	2.0 U	2.0 U	2.0 U	2.0 U	2.0 U	2.0 U	2.0 U
Semivolatile Organic Compounds																							
2-Methylnaphthalene	*	µg/L	--	--	--	--	--	--	--	--	--	--	0.2 U	0.2 U	0.2 U	0.2 U	10 U	10 U	10 U	10 U	10 U	10 U	10 U
Acenaphthene	2,000	µg/L	< 0.19	< 0.20	< 0.20	< 0.19	< 0.20	< 10	< 10	31	10 U	--	0.2 U	0.2 U	0.2 U	0.2 U	10 U	10 U	10 U	10 U	10 U	10 U	10 U
Acenaphthylene	10	µg/L	< 0.19	0.38	< 0.20	0.026 J	< 0.20	< 10	< 10	11	10 U	0.2 U	0.26	0.2 U	0.2 U	0.2 U	10 U	10 U	10 U	10 U	10 U	10 U	10 U
Anthracene	10	µg/L	< 0.19	0.24	< 0.20	< 0.19	< 0.20	< 10	< 10	< 10	10 U	0.2 U	0.2 U	0.2 U	0.2 U	0.2 U	10 U	10 U	10 U	10 U	10 U	10 U	10 U
Benz(a)anthracene	0.1	µg/L	< 0.19	0.33	< 0.20	< 0.19	< 0.20	0.070	0.11	< 0.05	0.17	0.2 U	0.29	0.2 U	0.2 U	0.2 U	10 U	10 U	10 U	10 U	10 U	10 U	10 U
Benzo(a)pyrene	0.2	µg/L	< 0.19 *	0.46	< 0.20	< 0.19	< 0.20	0.19	0.13	< 0.05	0.19	0.2 U	3.3	0.2 U	0.2 U	0.2 U	10 U	10 U	10 U	10 U	10 U	10 U	10 U
Benzo(b)fluoranthene	0.2	µg/L	< 0.19	0.39	< 0.20	< 0.19	< 0.20	0.15	0.16	< 0.1	0.22	0.2 U	3.9	0.2 U	0.2 U	0.2 U	10 U	10 U	10 U	10 U	10 U	10 U	10 U
Benzo(g,h,i)perylene	10	µg/L	< 0.19	0.4	< 0.20	< 0.19	< 0.20	< 10	< 10	< 10	10 U	0.2 U	3.9	0.2 U	0.2 U	0.2 U	10 U	10 U	10 U	10 U	10 U	10 U	10 U
Benzo(k)fluoranthene	10	µg/L	< 0.19	0.35	< 0.20	< 0.19	< 0.20	< 10	< 10	< 10	10 U	--	0.2 U	0.2 U	0.2 U	0.2 U	10 U	10 U	10 U	10 U	10 U	10 U	10 U
Chrysene	0.2	µg/L	< 0.19	0.31	< 0.20	< 0.19	< 0.20	0.070	0.10	< 0.05	0.12	0.2 U	3.3	0.2 U	0.2 U	0.2 U	10 U	10 U	10 U	10 U	10 U	10 U	10 U
Dibenzo(a,h)anthracene	0.3	µg/L	< 0.19	< 0.20	< 0.20	< 0.19	< 0.20	0.18	< 0.1	< 0.1	0.1 U	--	0.2 U	0.2 U	0.2 U	0.2 U	10 U	10 U	10 U	10 U	10 U	10 U	10 U
Dibenzofuran	1	µg/L	--	--	--	--	--	--	--	--	--	--	1.0 U	0.2 U	0.2 U	0.2 U	10 U	10 U	10 U	10 U	10 U	10 U	10 U
Fluoranthene	1,000	µg/L	< 0.19	0.41	< 0.20	< 0.19	< 0.20	< 10	< 10	< 10	10 U	0.2 U	0.41	0.2 U	0.2 U	0.2 U	10 U	10 U	10 U	10 U	10 U	10 U	0.65 J
Fluorene	1,000	µg/L	< 0.19	< 0.20	< 0.20	< 0.19	< 0.20	< 10	< 10	16	10 U	--	0.2 U	0.2 U	0.2 U	0.2 U	10 U	10 U	10 U	10 U	10 U	10 U	10 U
Indeno(1,2,3-cd)pyrene	0.4	µg/L	< 0.19	0.33	< 0.20	< 0.19	< 0.20	0.24	0.080	< 0.05	0.12	0.2 U	0.29	0.2 U	0.2 U	0.2 U	10 U	10 U	10 U	10 U	10 U	10 U	10 U
Naphthalene	20	µg/L	< 0.19	9.4	0.54	0.026 J	< 0.20	< 10	< 10	3,100	10 U	0.2 U	0.2 U	0.2 U	0.2 U	0.2 U	10 U	10 U	10 U	10 U	10 U	10 U	10 U
Phenanthrene	10	µg/L	< 0.19	0.2	< 0.20	< 0.19	0.019 J	< 10	< 10	16	10 U	--	0.2 U	0.2 U	0.2 U	0.2 U	10 U	10 U	10 U	10 U	10 U	10 U	10 U
Pyrene	1,000	µg/L	<0.19	0.56	< 0.20	< 0.19	< 0.20	< 10	< 10	< 10	10 U	0.23	0.75	0.2	0.2 U	0.2 U	10 UJ	10 U	10 U	10 U	10 U	10 U	1.2 J
Inorganic Compounds																							
Aluminum (fume or dust)	*	mg/L	--	--	--	--	--	--	--	--	--	--	2.52	1.29	0.2 U	0.2 U	0.2 U	0.2 U	0.07 B	0.83	0.78	0.2 U	0.098 B
Antimony	0.01	mg/L	< 0.020	< 0.020	< 0.020	< 0.020	< 0.020	< 0.0200	< 0.02	< 0.02	0.02 U	--	0.01 U	0.006 U	0.006 U	0.02 U	0.02 U	0.02 U	0.02 U	0.02 U	0.02 U	0.02 U	0.0073 B
Arsenic	0.05	mg/L	< 0.020	< 0.020	< 0.020	< 0.010	< 0.010	<0.0500	< 0.05	< 0.05	0.05 U	--	0.01 U	0.01 U	0.01 U	0.01 U	0.01 U	0.01 U	0.01 U	0.01 U	0.01 U	0.01 U	0.01 U
Barium	2	mg/L	0.021	0.027	0.023	0.022	0.019	0.0285	0.0330	0.149	0.0453	--	0.2 U	0.0568	0.056	0.054	0.06	0.067	0.068	0.067	0.068	0.069	0.073
Beryllium	0.004	mg/L	< 0.0040	< 0.0040	< 0.0040	< 0.0040	< 0.0040	< 0.0100	< 0.010	0.0133	0.01 U	--	0.005 U	0.004 U	0.004 U	0.004 U	0.004 U	0.004 U	0.004 U	0.004 U	0.004 U	0.004 U	0.0019 B
Cadmium	0.005	mg/L	< 0.0050	< 0.0050	< 0.0050	< 0.0050	< 0.0050	< 0.0050	< 0.005	< 0.005	0.005 U	--	0.002 U	0.005 U	0.005 U	0.005 U	0.005 UJ	0.005 U	0.005 U	0.005 U	0.005 U	0.005 U	0.005 U
Calcium metal	*	mg/L	--	--	--	--	--	--	--	--	--	--	123	95.7	34	33	33	53	51	42	43	55	52
Chromium	0.1	mg/L	0.012	< 0.010	< 0.010	0.0047 J	0.0069 J	0.0207	0.0257	0.0136	0.0668	--	0.0786	0.0277	0.098	0.01 U	0.01 UJ	0.0061 B	0.002 B	0.01	0.0093 B	0.0023 B	0.0035 B
Cobalt	*	mg/L	--	--	--	--	--	--	--	--	--	--	0.007 U	0.01 U	0.01 U	0.01 U	0.01 UJ	0.011	0.0066 B	0.0038 B	0.0038 B	0.0047 B	0.0045 B
Copper	1.3	mg/L	0.0021 J	<0.020	0.021	0.0031 J	0.0023 J	< 0.0100	< 0.010	< 0.010	0.0157	--	0.025 U	0.02 U	0.02 U	0.02 U	0.02 U	0.0095 B	0.0042 B	0.0071 B	0.0068 B	0.0029 B	0.0015 B
Cyanide	0.2	mg/L	0.02	0.033	0.013	0.0090 J	0.023	0.030	< 0.010	< 0.010	0.048	--	0.071	0.062	0.02	0.033	0.018	0.026	0.034	0.016	0.005 B	0.017	0.008 B
Lead	0.015	mg/L	< 0.010 U	< 0.010	< 0.010	0.0042 J	< 0.0050	< 0.0100	< 0.010	< 0.010	0.0244	--	0.0241	0.0156	0.005 U	0.005 U	0.005 UJ	0.005 U	0.005 U	0.0086	0.0079	0.005 U	0.0037 B
Magnesium	*	mg/L	--	--	--	--	--	--	--	--	--	--	61.7	48.2	20	18	20	23	23	21	21	24	24
Mercury	0.002	mg/L	< 0.00020	< 0.00020	< 0.00020	< 0.00020	< 0.00020	< 0.00020	< 0.0002	< 0.0002	0.0002 U	--	0.0002 U	0.0002 U	0.0002 U	0.0002 U	0.0002 U	0.0002 U	0.0002 U	0.0002 U	0.0002 U	0.0002 U	0.00020 U
Nickel	0.1	mg/L	0.031 J	<0.040	0.077	0.054	0.041	0.0546	0.0916	0.0349	0.0779	--	0.132	0.138	0.042	0.04 U	0.1	0.065	0.088	0.062	0.066	0.12	0.093
Potassium	*	mg/L	--	--	--	--	--	--	--	--	--	--	6.83	6.22	7.6	6.4	6.6	5.2	5	5.9	5.9	4.9	6.0
Selenium	0.05	mg/L	< 0.020	< 0.020	< 0.020	0.0039 J	< 0.010	< 0.0200	< 0.02	< 0.02	0.02 U	--	0.005 U	0.01 U	0.01 U	0.01 U	0.01 U	0.01 U	0.01 U	0.01 U	0.01 U	0.01 U	0.01 U
Sodium	*	mg/L	--	--	--	--	--	--	--	--		--	84.1	78.9	69	69	66	74	73	59	59	72	72
Thallium	0.002	mg/L	< 0.0010	< 0.0010	< 0.0010	< 0.0010	< 0.0010	< 1.00	< 1.00	< 1	0.001 U	--	0.001 U	0.001 U	0.001 U	0.001 U	0.002 U	0.002 U	0.002 UWN	0.002 U	0.002 U	0.002 UW	0.002 U
Vanadium (fume or dust)	0.2	mg/L	< 0.010	< 0.010	< 0.010	< 0.010	< 0.010	< 0.0100	< 0.010	< 0.010	0.01 U	--	0.007 U	0.01 U	0.01 U	0.01 U	0.01 UJ	0.01 U	0.01 U	0.0023 B	0.01 U	0.01 U	0.01 U
Zinc	2	mg/L	0.044	0.052	0.065	0.055	0.051	0.0730	0.0907	< 0.02	0.111	--	0.133	0.197	0.02 U	0.046	0.07	0.055	0.035	0.041	0.04	0.034	0.037

Notes:
* - Not a HSRA regulated compound
ISCO - *in-situ* chemical oxidation
RRS - Risk Reduction Standard

Data Qualifier Defintions:
-- - Not analyzed
B (Inorganics) - Estimated analyte concentration
D - Analyte concentration reported from secondary dilution
DB - Analyte concentration reported from secondary dilution; analyte detected in method blank
H - Holding time exceeded for sample
J - Estimated analyte concentration
JB (Organic) - Estimated analyte concentration; analyte detected in method blank
Bold = Exceeds the laboratory detection limit
Bold and shaded - Analyte concentration exceeds the Type 1 RRS
JM (Organic) - Estimated analyte concentration; spike sample recovery outside control limits
M (Organic) - Spike sample recovery outside control limits
N - Spike sample recovery outside of control limits
R - Sample data results rejected due to deficiencies in the ability to meet quality control standards
< - Analyte not detected at referenced detection limit
U - Analyte not detected at referenced detection limit
UJ - Analyte not detected; low method bias and/or matrix interference
UN - Analyte not detected; spiked sample recovery outside of control limits
UR - Analyte not detected; data rejected
UWN - Analyte not detected; post digestion spike and spike sample recovery outside control limits

Appendix E-1
Summary of Historical Groundwater Sampling Data - Alluvium, Galliard, and Saprolite Monitoring Wells
January 2001 through July 2018
Atlanta Gas Light Company
Former Manufactured Gas Plant Site
Augusta, Georgia

Chemical Name	Type 1 Risk Reduction Standard	Location ID / Sample Date / Unit	MW-21 7/19/2018	MW-21 1/25/2018	MW-21 7/27/2017	MW-21 1/25/2017	MW-21 7/28/2016	MW-21 1/20/2016	MW-21 7/28/2015	MW-21 1/12/2015	MW-21 7/15/2014	MW-21 1/9/2014	MW-21 7/11/2013	MW-21 1/9/2013
			Post-ISCO											
Field Parameters														
Conductivity	*	mS/cm	0.648	0.629	0.706	0.711	0.685	0.574	720	0.614	0.631	0.702	0.518	0.460
Dissolved Oxygen (YSI)	*	mg/L	0.79	0.37	0.14	0.15	0.16	0.29	0.23	0.42	0.74	0.24	0.50	0.33
Oxidation Reduction Potential	*	mV	101.9	83.4	130.2	20.2	109.6	59.2	272.3	63.9	144	187.3	111.7	94.7
pH	*	SU	6.38	6.36	6.3	6.15	6.26	6.27	6.27	6.06	6.39	6.36	6.08	6.32
Temperature	*	Celsius	25	22.17	25.45	23.1	25.97	21.8	31.9	17.3	25.21	17.32	25.09	23.10
Turbidity	*	NTU	1.46	1.75	2.72	0.32	1.02	0.32	1.76	2.97	2.14	0.32	1.04	1.79
Monitored Natural Attenuation Parameters														
Carbon Dioxide	*	mg/L	--	--	--	--	--	--	--	--	--	--	--	--
Iron	*	mg/L	--	--	--	--	--	--	--	--	--	--	--	--
Iron, as Ferrous (Fe+2)	*	mg/L	--	--	--	--	--	--	--	--	--	--	--	--
Manganese, Total	*	mg/L	--	--	--	--	--	--	--	--	--	--	--	--
Manganese, Dissolved	*	mg/L	--	--	--	--	--	--	--	--	--	--	--	--
Methane	*	µg/L	--	--	--	--	--	--	--	--	--	--	--	--
Nitrate	*	mg/L	--	--	--	--	--	--	--	--	--	--	--	--
Nitrogen	*	mg/L	--	--	--	--	--	--	--	--	--	--	--	--
Nitrogen, ammonia (as N)	*	mg/L	--	--	--	--	--	--	--	--	--	--	--	--
Oxygen	*	mg/L	--	--	--	--	--	--	--	--	--	--	--	--
Sulfate	*	mg/L	--	--	--	--	--	--	--	--	--	--	--	--
Sulfide	*	mg/L	--	--	--	--	--	--	--	--	--	--	--	--
Volatile Organic Compounds														
Acetone	4,000	µg/L	< 50	< 50	< 50	< 50	< 50	< 50	< 50	< 50	< 50	< 50	< 50	< 100
Benzene	5	µg/L	< 5.0	< 5.0	< 5.0	< 5.0	< 5.0	< 5.0	< 5.0	< 5.0	< 5.0	< 5.0	< 5.0	< 5.0
Carbon Disulfide	4,000	µg/L	< 5.0	< 5.0	< 5.0	< 5.0	< 5.0	< 5.0	< 5.0	< 5.0	< 5.0	< 5.0	< 5.0	< 5.0
Ethylbenzene	700	µg/L	< 5.0	< 5.0	< 5.0	< 5.0	< 5.0	< 5.0	< 5.0	< 5.0	< 5.0	< 5.0	< 5.0	< 5.0
Methylene Chloride	5	µg/L	< 5.0	< 5.0	< 5.0	< 5.0	< 5.0	< 5.0	< 5.0	< 5.0	< 5.0	< 5.0	< 5.0	< 5.0
Toluene	1,000	µg/L	< 5.0	< 5.0	< 5.0	< 5.0	< 5.0	< 5.0	< 5.0	< 5.0	< 5.0	< 5.0	< 5.0	< 5.0
Trichloroethylene	5	µg/L	**7.4**	**8.3**	**8.0**	**6.8**	**7.0**	**7.4**	**11**	**18**	**18**	**49**	**150**	**130**
Xylenes, total	2,000	µg/L	< 5.0	< 5.0	< 5.0	< 5.0	< 5.0	< 5.0	< 5.0	< 250	< 5.0	< 5.0	< 5.0	< 5.0
Semivolatile Organic Compounds														
2-Methylnaphthalene	*	µg/L	--	--	--	--	--	--	--	--	--	--	--	--
Acenaphthene	2,000	µg/L	< 0.5	< 0.5	< 0.5	< 0.5	< 0.5	< 0.5	< 0.5	< 0.50	< 0.50	< 0.50	< 0.50	< 0.19
Acenaphthylene	10	µg/L	< 1.0	< 1.0	< 1.0	< 1.0	< 1.0	< 1.0	< 1.0	< 1.0	< 1.0	< 1.0	< 1.0	< 0.19
Anthracene	10	µg/L	< 0.05	< 0.05	< 0.05	**0.078**	< 0.05	**0.08**	< 0.05	< 0.050	< 0.050	< 0.050	< 0.050	< 0.19
Benz(a)anthracene	0.1	µg/L	< 0.05	< 0.05	< 0.05	< 0.05	< 0.05	**0.059**	< 0.05	< 0.050	< 0.050	< 0.050	< 0.050	< 0.19
Benzo(a)pyrene	0.2	µg/L	< 0.05	< 0.05	< 0.05	< 0.05	< 0.05	< 0.05	< 0.05	< 0.050	< 0.050	< 0.050	< 0.050	< 0.19
Benzo(b)fluoranthene	0.2	µg/L	< 0.1	< 0.1	< 0.1	< 0.1	< 0.1	< 0.1	< 0.1	< 0.10	< 0.10	< 0.10	< 0.10	< 0.19
Benzo(g,h,i)perylene	10	µg/L	< 0.1	< 0.1	< 0.1	< 0.1	< 0.1	< 0.1	< 0.1	< 0.10	< 0.10	< 0.10	< 0.10	< 0.19
Benzo(k)fluoranthene	10	µg/L	< 0.05	< 0.05	< 0.05	< 0.05	< 0.05	< 0.05	< 0.05	< 0.050	< 0.050	< 0.050	< 0.050	< 0.19
Chrysene	0.2	µg/L	< 0.05	< 0.05	< 0.05	< 0.05	< 0.05	< 0.05	< 0.05	< 0.050	< 0.050	< 0.050	< 0.050	< 0.19
Dibenzo(a,h)anthracene	0.3	µg/L	< 0.1	< 0.1	< 0.1	< 0.1	< 0.1	< 0.1	< 0.1	< 0.10	< 0.10	< 0.10	< 0.10	< 0.19
Dibenzofuran	1	µg/L	--	--	--	--	--	--	--	--	--	--	--	--
Fluoranthene	1,000	µg/L	< 0.1	< 0.1	< 0.1	< 0.1	< 0.1	< 0.1	< 0.1	< 0.10	< 0.10	< 0.10	< 0.10	< 0.19
Fluorene	1,000	µg/L	< 0.1	< 0.1	< 0.1	< 0.1	< 0.1	< 0.1	< 0.1	< 0.10	< 0.10	< 0.10	< 0.10	< 0.19
Indeno(1,2,3-cd)pyrene	0.4	µg/L	< 0.05	< 0.05	< 0.05	< 0.05	< 0.05	< 0.05	< 0.05	< 0.050	< 0.050	< 0.050	< 0.050	< 0.19
Naphthalene	20	µg/L	< 0.5	< 0.5	< 0.5	< 0.5	< 0.5	< 0.5	< 0.5	< 500	< 0.50	< 0.50	**1.4**	<0.19
Phenanthrene	10	µg/L	< 0.05	< 0.05	< 0.05	< 0.05	< 0.05	< 0.05	< 0.05	< 0.50	< 0.050	< 0.050	< 0.050	< 0.19
Pyrene	1,000	µg/L	< 0.05	< 0.05	< 0.05	**0.058**	< 0.05	**0.051**	< 0.05	< 0.050	< 0.050	< 0.050	< 0.050	< 0.19
Inorganic Compounds														
Aluminum (fume or dust)	*	mg/L	--	--	--	--	--	--	--	--	--	--	--	--
Antimony	0.01	mg/L	< 0.006	< 0.006	< 0.006	< 0.006	< 0.006	< 0.006	< 0.02	< 0.0200	< 0.0200	< 0.0200	< 0.0200	< 0.020
Arsenic	0.05	mg/L	< 0.05	< 0.05	< 0.05	< 0.05	< 0.05	< 0.05	< 0.05	< 0.0500	< 0.0500	< 0.0500	< 0.0500	< 0.020
Barium	2	mg/L	**0.0759**	**0.0904**	**0.0944**	**0.0788**	**0.0841**	**0.0944**	**0.0969**	**0.0854**	**0.0847**	**0.084**	**0.0759**	**0.066**
Beryllium	0.004	mg/L	< 0.004	< 0.004	< 0.004	< 0.004	< 0.004	< 0.004	< 0.01	< 0.0100	< 0.0100	< 0.0100	< 0.0100	< 0.0040
Cadmium	0.005	mg/L	< 0.005	< 0.005	< 0.005	< 0.005	< 0.005	< 0.005	< 0.005	< 0.0050	< 0.0050	< 0.0050	< 0.0050	< 0.0050
Calcium metal	*	mg/L	--	--	--	--	--	--	--	--	--	--	--	--
Chromium	0.1	mg/L	< 0.01	< 0.01	< 0.01	< 0.01	< 0.01	< 0.01	< 0.01	< 0.0100	< 0.0100	< 0.0100	< 0.0100	**0.010**
Cobalt	*	mg/L	--	--	--	--	--	--	--	--	--	--	--	--
Copper	1.3	mg/L	< 0.01	< 0.01	< 0.01	< 0.01	< 0.01	< 0.01	< 0.01	< 0.0100	< 0.0100	< 0.0100	< 0.0100	< 0.020
Cyanide	0.2	mg/L	< 0.01	< 0.01	< 0.01	< 0.01	< 0.01	< 0.01	< 0.01	< 0.010	< 0.010	< 0.010	< 0.010	< 0.010
Lead	0.015	mg/L	< 0.01	< 0.01	< 0.01	< 0.01	< 0.01	< 0.01	< 0.01	< 0.0100	< 0.0100	< 0.0100	< 0.0100	< 0.010
Magnesium	*	mg/L	--	--	--	--	--	--	--	--	--	--	--	--
Mercury	0.002	mg/L	< 0.0002	< 0.0002	< 0.0002	< 0.0002	< 0.0002	< 0.0002	< 0.0002	< 0.00020	< 0.00020	< 0.00020	< 0.00020	< 0.00020
Nickel	0.1	mg/L	< 0.02	< 0.02	< 0.02	< 0.02	< 0.02	< 0.02	< 0.02	< 0.0200	< 0.0200	< 0.0200	< 0.0200	< 0.040
Potassium	*	mg/L	--	--	--	--	--	--	--	--	--	--	--	--
Selenium	0.05	mg/L	< 0.02	< 0.02	< 0.02	< 0.02	< 0.02	< 0.02	< 0.02	< 0.0200	< 0.0200	< 0.0200	< 0.0200	< 0.020
Sodium	*	mg/L	--	--	--	--	--	--	--	--	--	--	--	--
Thallium	0.002	mg/L	< 0.002	< 0.002	< 0.002	< 0.002	< 0.002	< 0.002	< 0.02	< 0.0200	< 0.0200	< 0.0200	< 0.0200	< 0.0010
Vanadium (fume or dust)	0.2	mg/L	< 0.01	< 0.01	< 0.01	< 0.01	< 0.01	< 0.01	< 0.01	< 0.0100	< 0.0100	< 0.0100	< 0.0100	< 0.010
Zinc	2	mg/L	< 0.02	< 0.02	< 0.02	< 0.02	< 0.02	< 0.02	< 0.02	< 0.0200	< 0.0200	< 0.0200	< 0.0200	< 0.020

Chemical Name	Type 1 Risk Reduction Standard	Location ID / Sample Date / Unit	MW-21 7/24/2012	MW-21 1/18/2012	MW-21 7/5/2011	MW-21 1/20/2011	MW-21 7/14/2010	MW-21 1/7/2010	MW-21 7/23/2009	MW-21 1/15/2009	MW-21 1/15/2009 DUP	MW-21 7/21/2009	MW-21 1/9/2008	MW-21 1/9/2008 DUP	MW-21 07/21/2008	MW-21 7/11/2007	MW-21 2/13/2007	MW-21 7/12/2006
			Post-ISCO															
Field Parameters																		
Conductivity	*	mS/cm	0.457	0.305	0.481	2.64	0.554	0.43	0.533	0.47	0.47	0.474	0.590	0.590	0.474	0.526	0.536	0.462
Dissolved Oxygen (YSI)	*	mg/L	2.04	4.01	1.97	120.5	4.91	3.41	0.51	212.1	212.1	0.33	0.31	0.31	0.33	0.39	0.30	0.75
Oxidation Reduction Potential	*	mV	90	101.0	63.0	6.53	119.1	45.1	124.4	6.3	6.3	122.5	75.0	75.0	122.5	189.6	-28.2	58
pH	*	SU	6.23	6.58	6.52	0.511	6.59	7.03	6.3	0.501	0.501	6.26	6.39	6.39	6.26	6.30	6.42	6.32
Temperature	*	Celsius	30.0	20.62	29.44	19.87	28.19	18.22	26.58	21.84	21.84	27.94	22.96	22.96	27.94	25.72	22.37	23.78
Turbidity	*	NTU	1.0	0.69	2.69	0.85	3.12	0.65	3.31	1.34	1.34	2.29	0.32	0.32	2.29	0.57	0.13	0.00
Monitored Natural Attenuation Parameters																		
Carbon Dioxide	*	mg/L	--	--	--	--	--	--	--	--	--	--	--	--	--	--	--	--
Iron	*	mg/L	--	--	--	--	--	--	--	--	--	--	--	--	--	--	--	--
Iron, as Ferrous (Fe+2)	*	mg/L	--	--	--	--	--	--	--	--	--	--	--	--	--	--	--	--
Manganese, Total	*	mg/L	--	--	--	--	--	--	--	--	--	--	--	--	--	--	--	--
Manganese, Dissolved	*	mg/L	--	--	--	--	--	--	--	--	--	--	--	--	--	--	--	--
Methane	*	µg/L	--	--	--	--	--	--	--	--	--	--	--	--	--	--	--	--
Nitrate	*	mg/L	--	--	--	--	--	--	--	--	--	--	--	--	--	--	--	--
Nitrogen	*	mg/L	--	--	--	--	--	--	--	--	--	--	--	--	--	--	--	--
Nitrogen, ammonia (as N)	*	mg/L	--	--	--	--	--	--	--	--	--	--	--	--	--	--	--	--
Oxygen	*	mg/L	--	--	--	--	--	--	--	--	--	--	--	--	--	--	--	--
Sulfate	*	mg/L	--	--	--	--	--	--	--	--	--	--	--	--	--	--	--	--
Sulfide	*	mg/L	--	--	--	--	--	--	--	--	--	--	--	--	--	--	--	--
Volatile Organic Compounds																		
Acetone	4,000	µg/L	< 100	< 5.0	< 5.0	< 5.0	< 100	< 100	< 100	< 100	< 100	< 100	< 50	< 50	< 100	< 50	< 50	50 U
Benzene	5	µg/L	< 5.0	< 0.25	**0.39 J**	**0.49 J**	**0.36 J**	< 5.0	< 5.0	< 5.0	< 5.0	< 5.0	< 5.0	< 5.0	< 5.0	< 5	< 5	5 U
Carbon Disulfide	4,000	µg/L	< 5.0	< 0.60	< 0.60	< 0.60	< 5.0	< 5.0	< 5.0	< 5.0	< 5.0	< 5.0	< 5.0	< 5.0	< 5.0	< 5	< 5	5 U
Ethylbenzene	700	µg/L	< 5.0	< 0.11	< 0.11	< 0.11	< 5.0	< 5.0	< 5.0	< 5.0	< 5.0	< 5.0	< 5.0	< 5.0	< 5.0	< 5	< 5	5 U
Methylene Chloride	5	µg/L	< 5.0	< 1.0	< 1.0	< 1.0	< 5.0	< 5.0	< 5.0	< 5.0	< 5.0	< 5.0	< 5.0	< 5.0	< 5.0	< 5	< 5	5 U
Toluene	1,000	µg/L	< 5.0	< 0.33	< 0.33	**0.92 J**	< 5.0	< 5.0	< 5.0	< 5.0	< 5.0	< 5.0	< 5.0	< 5.0	< 5.0	< 5	< 5	5 U
Trichloroethylene	5	µg/L	**86**	**13**	**110**	**100**	**130**	**160**	**87**	**64**	**70**	**62**	**100**	**96**	**62**	**110**	< 5	**170**
Xylenes, total	2,000	µg/L	< 5.0	< 0.20	< 0.20	< 0.20	< 5.0	< 5.0	< 5.0	< 5.0	< 5.0	< 5.0	< 5.0	< 5.0	< 5.0	< 5	< 5	5 U
Semivolatile Organic Compounds																		
2-Methylnaphthalene	*	µg/L	--	--	--	--	--	--	--	--	--	--	--	--	--	--	--	--
Acenaphthene	2,000	µg/L	< 0.19	< 0.098	< 0.11	< 0.11	< 0.20	< 0.20	< 0.20	< 0.19	< 0.19	< 0.19	< 10	< 10	< 0.19	< 10	< 10	10 U
Acenaphthylene	10	µg/L	< 0.19	< 0.098	< 0.11	< 0.11	< 0.20	< 0.20	< 0.20	**0.024 J**	< 0.19	< 0.19	< 10	< 10	< 0.19	< 10	< 10	10 U
Anthracene	10	µg/L	< 0.19	< 0.098	< 0.11	< 0.11	< 0.20	< 0.20	< 0.20	< 0.19	< 0.19	< 0.19	< 10	< 10	< 0.19	< 10	< 10	10 U
Benz(a)anthracene	0.1	µg/L	< 0.19	< 0.098	< 0.11	< 0.11	< 0.20	< 0.20	< 0.20	< 0.19	< 0.19	< 0.19	< 0.050	< 0.050	< 0.19	< 0.05	< 0.05	0.05 U
Benzo(a)pyrene	0.2	µg/L	< 0.19	< 0.098	< 0.11	< 0.11	< 0.20	< 0.20	< 0.20	< 0.19	< 0.19	< 0.19	< 0.050	< 0.050	< 0.19	< 0.05	< 0.05	0.05 U
Benzo(b)fluoranthene	0.2	µg/L	< 0.19	< 0.098	< 0.11	< 0.11	< 0.20	< 0.20	< 0.20	< 0.19	< 0.19	< 0.19	< 0.10	< 0.10	< 0.19	< 0.1	< 0.1	0.1 U
Benzo(g,h,i)perylene	10	µg/L	< 0.19	< 0.098	< 0.11	< 0.11	< 0.20	< 0.20	< 0.20	< 0.19	< 0.19	< 0.19	< 10	< 10	< 0.19	< 10	< 10	10 U
Benzo(k)fluoranthene	10	µg/L	< 0.19	< 0.098	< 0.11	< 0.11	< 0.20	< 0.20	< 0.20	< 0.19	< 0.19	< 0.19	< 10	< 10	< 0.19	< 10	< 10	10 U
Chrysene	0.2	µg/L	< 0.19	< 0.044	< 0.048	< 0.050	< 0.20	< 0.20	< 0.20	< 0.19	< 0.19	< 0.19	< 0.050	< 0.050	< 0.19	< 0.05	< 0.05	0.05 U
Dibenzo(a,h)anthracene	0.3	µg/L	< 0.19	< 0.098	< 0.11	< 0.11	< 0.20	< 0.20	< 0.20	< 0.19	< 0.19	< 0.19	< 0.10	< 0.10	< 0.19	< 0.1	< 0.1	0.1 U
Dibenzofuran	1	µg/L	--	--	--	--	--	--	--	--	--	--	--	--	--	--	--	--
Fluoranthene	1,000	µg/L	< 0.19	< 0.098	< 0.11	< 0.11	< 0.20	< 0.20	< 0.20	< 0.19	< 0.19	< 0.19	< 10	< 10	< 0.19	< 10	< 10	10 U
Fluorene	1,000	µg/L	< 0.19	< 0.098	< 0.11	< 0.11	< 0.20	< 0.20	< 0.20	< 0.19	< 0.19	< 0.19	< 10	< 10	< 0.19	< 10	< 10	10 U
Indeno(1,2,3-cd)pyrene	0.4	µg/L	< 0.19	< 0.098	< 0.11	< 0.11	< 0.20	< 0.20	< 0.20	< 0.19	< 0.19	< 0.19	< 0.050	< 0.050	< 0.19	< 0.05	< 0.05	0.05 U
Naphthalene	20	µg/L	**0.52**	< 0.098	< 0.11	< 0.11	< 0.20	**1.8**	< 0.20	**0.43 B**	**0.048 J**	**0.075 J**	< 10	< 10	0.075 J	< 10	< 10	10 U
Phenanthrene	10	µg/L	< 0.19	< 0.098	< 0.11	< 0.11 *	< 0.20	< 0.20	< 0.20	< 0.19	< 0.19	< 0.19	< 10	< 10	< 0.19	< 10	< 10	10 U
Pyrene	1,000	µg/L	< 0.19	< 0.098	< 0.11	< 0.11	< 0.20	< 0.20	< 0.20	< 0.19	< 0.19	< 0.19	< 10	< 10	< 0.19	< 10	< 10	10 U
Inorganic Compounds																		
Aluminum (fume or dust)	*	mg/L	--	--	--	--	--	--	--	--	--	--	--	--	--	--	--	--
Antimony	0.01	mg/L	< 0.020	< 0.0053	< 0.0053	< 0.0053	< 0.020	< 0.020	< 0.020	< 0.020	< 0.020	< 0.020	< 0.0200	< 0.0200	< 0.020	< 0.02	< 0.02	0.02 U
Arsenic	0.05	mg/L	< 0.020	< 0.0046	< 0.0046	< 0.0046	< 0.020	< 0.020	< 0.020	< 0.010	< 0.010	< 0.010	<0.0500	<0.0500	< 0.010	< 0.05	< 0.05	0.05 U
Barium	2	mg/L	**0.063**	**0.035**	**0.062**	**0.072**	**0.073**	**0.081**	**0.07**	**0.072**	**0.072**	**0.07**	**0.0783**	**0.0756**	**0.07**	**0.0609**	**0.0656**	**0.073**
Beryllium	0.004	mg/L	< 0.0040	< 0.00020	< 0.00020	**0.00028 JB**	< 0.0040	< 0.0040	< 0.0040	< 0.0040	< 0.0040	< 0.0040	< 0.0100	< 0.0100	< 0.0040	< 0.010	< 0.010	0.01 U
Cadmium	0.005	mg/L	< 0.0050	< 0.0020	< 0.0020	< 0.0020	< 0.0050	< 0.0050	< 0.0050	< 0.0050	< 0.0050	< 0.0050	< 0.0050	< 0.0050	< 0.0050	< 0.005	< 0.005	0.005 U
Calcium metal	*	mg/L	--	--	--	--	--	--	--	--	--	--	--	--	--	--	--	--
Chromium	0.1	mg/L	< 0.010	**0.022**	< 0.0012	< 0.0012	**0.028**	**0.2**	< 0.010	< 0.010	**0.0015 J**	**0.0037 J**	< 0.0100	< 0.0100	0.0037 J	< 0.010	< 0.010	0.01 U
Cobalt	*	mg/L	--	--	--	--	--	--	--	--	--	--	--	--	--	--	--	--
Copper	1.3	mg/L	< 0.020	< 0.0019	< 0.0019	**0.0028 JB**	**0.0023 J**	< 0.020	< 0.020	< 0.020	**0.0028 J**	< 0.020	< 0.0100	< 0.0100	< 0.020	< 0.010	< 0.010	0.01 U
Cyanide	0.2	mg/L	< 0.010	< 0.0050	**0.0068 J**	< 0.0050	< 0.010	< 0.010	< 0.010	< 0.010	< 0.010	< 0.010	< 0.010	< 0.010	< 0.010	< 0.010	< 0.002	0.01 U
Lead	0.015	mg/L	< 0.010	< 0.0040	< 0.0040	< 0.0040	< 0.010	< 0.010	< 0.010	< 0.0050	< 0.0050	< 0.0050	< 0.0100	< 0.0100	< 0.0050	< 0.010	< 0.010	0.01 U
Magnesium	*	mg/L	--	--	--	--	--	--	--	--	--	--	--	--	--	--	--	--
Mercury	0.002	mg/L	< 0.00020	< 0.000091	< 0.000091	< 0.000091	< 0.00020	< 0.00020	< 0.00020	< 0.00020	< 0.00020	< 0.00020	< 0.00020	< 0.00020	< 0.00020	< 0.0002	< 0.0002	0.0002 U
Nickel	0.1	mg/L	< 0.040	< 0.0023	< 0.0023	< 0.0023	< 0.040	< 0.040	< 0.040	< 0.040	< 0.040	**0.0021 J**	< 0.0200	< 0.0200	0.0021 J	< 0.02	< 0.02	0.02 U
Potassium	*	mg/L	--	--	--	--	--	--	--	--	--	--	--	--	--	--	--	--
Selenium	0.05	mg/L	< 0.020	< 0.0064	< 0.0064	< 0.0064	< 0.020	< 0.020	< 0.020	< 0.010	< 0.010	< 0.010	< 0.0200	< 0.0200	< 0.010	< 0.02	< 0.02	0.02 U
Sodium	*	mg/L	--	--	--	--	--	--	--	--	--	--	--	--	--	--	--	--
Thallium	0.002	mg/L	< 0.0010	< 0.00025	< 0.00025	< 0.00025	< 0.0010	< 0.0010	< 0.0010	< 0.0010	< 0.0010	< 0.0010	< 1.00	< 1.00	< 0.0010	< 1.00	< 1	0.001 U
Vanadium (fume or dust)	0.2	mg/L	< 0.010	< 0.0024	< 0.0024	< 0.0024	< 0.010	< 0.010	< 0.010	**0.0019 J**	**0.0023 J**	< 0.010	< 0.0100	< 0.0100	< 0.010	< 0.010	< 0.010	0.01 U
Zinc	2	mg/L	< 0.020	< 0.0087	< 0.0087	< 0.0087	< 0.020	< 0.020	< 0.020	**0.016 J**	< 0.020	< 0.020	< 0.0200	< 0.0200	< 0.020	< 0.02	< 0.02	0.02 U

Chemical Name	Type 1 Risk Reduction Standard	Location ID / Sample Date / Unit	MW-21 1/10/2006	MW-21 7/22/2005	MW-21 1/18/2005	MW-21 7/13/2004	MW-21 1/24/2004	MW-21 7/20/2003	MW-21 7/20/2003 DUP	MW-21 1/16/2003	MW-21 7/10/2002	MW-21 1/21/2002	MW-21 7/11/2001	MW-21 1/18/2001
			Post-ISCO	Pre-ISCO										
Field Parameters														
Conductivity	*	mS/cm	--	--	--	--	--	--	--	--	--	--	--	--
Dissolved Oxygen (YSI)	*	mg/L	--	--	--	--	--	--	--	--	--	--	--	--
Oxidation Reduction Potential	*	mV	--	--	--	--	--	--	--	--	--	--	--	--
pH	*	SU	--	--	--	--	--	--	--	--	--	--	--	--
Temperature	*	Celsius	--	--	--	--	--	--	--	--	--	--	--	--
Turbidity	*	NTU	--	--	--	--	--	--	--	--	--	--	--	--
Monitored Natural Attenuation Parameters														
Carbon Dioxide	*	mg/L	--	--	--	--	--	--	--	--	--	--	--	--
Iron	*	mg/L	0.1 U	0.1 U	0.05 U	0.05 U	0.05 U	0.04 UJ	0.06	0.023 B	0.05 U	0.05 U	0.089	0.046 B
Iron, as Ferrous (Fe+2)	*	mg/L	--	--	--	--	--	--	--	--	--	--	--	--
Manganese, Total	*	mg/L	0.379	0.332	0.35	0.45	0.43	0.34	0.34	0.37	0.38	0.4	0.47 N	0.39
Manganese, Dissolved	*	mg/L	--	--	--	--	--	--	--	--	--	--	--	--
Methane	*	µg/L	--	--	--	--	--	--	--	--	--	--	--	--
Nitrate	*	mg/L	--	--	--	--	--	--	--	--	--	--	--	--
Nitrogen	*	mg/L	--	--	--	--	--	--	--	--	--	--	--	--
Nitrogen, ammonia (as N)	*	mg/L	--	--	--	--	--	--	--	--	--	--	--	--
Oxygen	*	mg/L	--	--	--	--	--	--	--	--	--	--	--	--
Sulfate	*	mg/L	--	--	--	--	--	--	--	--	--	--	--	--
Sulfide	*	mg/L	--	--	--	--	--	--	--	--	--	--	--	--
Volatile Organic Compounds														
Acetone	4,000	µg/L	33 U	25 U	25 U	25 U	25 U	25 UR	25 UR	25 U	25 U	25 U	25 U	25 U
Benzene	5	µg/L	3.3 U	1.0 U	1.0 U	1.0 U	1.0 U	**4.0**	1.0 UR	1.0 U	1.0 U	**0.12 J**	**1.8 J**	**0.17 J**
Carbon Disulfide	4,000	µg/L	3.3 U	1.0 U	1.0 U	1.0 U	1.0 U	1.0 UR	1.0 UR	1.0 U	1.0 U	1.0 U	**0.77 J**	1.0 U
Ethylbenzene	700	µg/L	3.3 U	1.0 U	1.0 U	1.0 U	1.0 U	1.0 UR	1.0 UR	1.0 U	1.0 U	1.0 U	1.0 U	1.0 U
Methylene Chloride	5	µg/L	3.3 U	5.0 U	5.0 U	5.0 U	5.0 U	5.0 UR	5.0 UR	5.0 U	**0.26 J**	5.0 U	5.0 U	5.0 U
Toluene	1,000	µg/L	3.3 U	1.0 U	1.0 U	1.0 U	1.0 U	1.0 UR	1.0 UR	1.0 U	1.0 U	1.0 U	1.0 U	1.0 U
Trichloroethylene	5	µg/L	**110**	**180**	**140**	**140**	**120**	1.0 UR	**0.14**	**43**	**39**	**36**	**37**	**30**
Xylenes, total	2,000	µg/L	6.7 U	2.0 U	2.0 U	2.0 U	2.0 U	**2.0**	2.0 UR	2.0 U	2.0 U	2.0 U	2.0 U	2.0 U
Semivolatile Organic Compounds														
2-Methylnaphthalene	*	µg/L	0.2 U	0.2 U	0.2 U	0.2 U	0.2 U	10 U	10 U	10 U	10 U	10 U	10 U	10 U
Acenaphthene	2,000	µg/L	0.2 U	0.2 U	0.2 U	0.2 U	0.2 U	10 U	10 U	10 U	10 U	10 U	10 U	10 U
Acenaphthylene	10	µg/L	0.2 U	0.2 U	0.2 U	0.2 U	0.2 U	10 U	10 U	10 U	10 U	10 U	10 U	10 U
Anthracene	10	µg/L	0.2 U	0.2 U	0.2 U	0.2 U	0.2 U	10 U	10 U	10 U	10 U	10 U	10 U	10 U
Benz(a)anthracene	0.1	µg/L	0.2 U	0.2 U	0.2 U	0.2 U	0.2 U	10 U	10 U	10 U	10 U	10 U	10 U	10 U
Benzo(a)pyrene	0.2	µg/L	0.2 U	0.2 U	0.2 U	0.2 U	0.2 U	10 U	10 U	10 U	10 U	10 U	10 U	10 U
Benzo(b)fluoranthene	0.2	µg/L	0.2 U	0.2 U	0.2 U	0.2 U	0.2 U	10 U	10 U	10 U	10 U	10 U	10 U	10 U
Benzo(g,h,i)perylene	10	µg/L	0.2 U	0.2 U	0.2 U	0.2 U	0.2 U	10 U	10 U	10 U	10 U	10 U	10 U	10 U
Benzo(k)fluoranthene	10	µg/L	0.2 U	0.2 U	0.2 U	0.2 U	0.2 U	10 U	10 U	10 U	10 U	10 U	10 U	10 U
Chrysene	0.2	µg/L	0.2 U	0.2 U	0.2 U	0.2 U	0.2 U	10 U	10 U	10 U	10 U	10 U	10 U	10 U
Dibenzo(a,h)anthracene	0.3	µg/L	0.2 U	0.2 U	0.2 U	0.2 U	0.2 U	10 U	10 U	10 U	10 U	10 U	10 U	10 U
Dibenzofuran	1	µg/L	10 U	0.2 U	0.2 U	0.2 U	0.2 U	10 U	10 U	10 U	10 U	10 U	10 U	10 U
Fluoranthene	1,000	µg/L	0.2 U	0.2 U	0.2 U	0.2 U	0.2 U	10 U	10 U	10 U	10 U	10 U	10 U	10 U
Fluorene	1,000	µg/L	0.2 U	0.2 U	0.2 U	0.2 U	0.2 U	10 U	10 U	10 U	10 U	10 U	10 U	10 U
Indeno(1,2,3-cd)pyrene	0.4	µg/L	0.2 U	0.2 U	0.2 U	0.2 U	0.2 U	10 U	10 U	10 U	10 U	10 U	10 U	10 U
Naphthalene	20	µg/L	0.2 U	0.2 U	0.2 U	0.2 U	0.2 U	10 U	10 U	10 U	10 U	10 U	10 U	10 U
Phenanthrene	10	µg/L	0.2 U	0.2 U	0.2 U	0.2 U	0.2 U	10 U	10 U	10 U	10 U	10 U	10 U	10 U
Pyrene	1,000	µg/L	0.2 U	0.2 U	0.2 U	0.2 U	0.2 U	10 U	10 U	10 U	10 U	10 U	10 U	10 U
Inorganic Compounds														
Aluminum (fume or dust)	*	mg/L	0.2 U	0.2 U	0.2 U	0.2 U	0.2 U	0.2 U	0.2 U	**0.058 B**	0.2 U	0.2 U	0.2 U	**0.029 B**
Antimony	0.01	mg/L	0.01 U	0.006 U	0.02 U	0.006 U	0.02 U	0.02 U	0.02 U	0.020 U	0.02 U	0.02 U	0.02 U	0.02 U
Arsenic	0.05	mg/L	0.01 U	0.01 U	0.01 U	0.01 U	0.01 U	0.01 U	0.01 U	0.010 U	0.01 U	0.01 U	0.01 U	0.01 U
Barium	2	mg/L	0.2 U	**0.0589**	**0.069**	**0.07**	**0.072**	**0.06**	**0.05**	**0.065**	**0.066**	**0.066**	**0.063**	**0.061**
Beryllium	0.004	mg/L	0.005 U	0.004 U	0.004 U	0.004 U	0.004 U	0.004 U	0.004 U	0.0040 U	**0.00057 B**	0.004 U	0.004 U	0.004 U
Cadmium	0.005	mg/L	0.002 U	0.005 U	0.005 U	0.005 U	0.005 U	0.005 U	0.005 U	0.0050 U	0.005 U	0.005 U	0.005 U	0.005 U
Calcium metal	*	mg/L	**29.4**	**31.6**	**33**	**34**	**37**	**30**	**30**	**33**	**32**	**33**	**33**	**33**
Chromium	0.1	mg/L	0.005 U	0.01 U	0.01 U	0.01 U	0.01 U	0.01 U	0.01 U	0.010 U	0.01 U	0.01 U	0.01 UN	0.01 U
Cobalt	*	mg/L	0.007 U	0.01 U	0.01 U	0.01 U	0.01 U	0.01 U	0.01 U	0.010 U	0.01 U	0.01 U	**0.0021 B**	0.01 U
Copper	1.3	mg/L	0.025 U	0.02 U	0.02 U	0.02 U	0.02 U	0.02 U	0.02 U	0.020 U	0.02 U	0.02 U	0.02 UN	0.02 U
Cyanide	0.2	mg/L	0.01 U	0.01 U	0.01 U	0.01 U	0.01 U	0.015 U	0.015 U	0.010 U	0.01 U	0.01 U	0.01 U	0.01 U
Lead	0.015	mg/L	0.003 U	0.005 U	0.005 U	0.005 U	0.005 U	0.005 U	0.005 U	0.0050 U	**0.0033 B**	0.005 U	**0.002 B**	0.005 U
Magnesium	*	mg/L	**20.4**	**21.1**	**22**	**22**	**24**	**19**	**20**	**22**	**22**	**23**	**24**	**24**
Mercury	0.002	mg/L	0.0002 U	0.0002 U	0.0002 U	0.0002 U	0.0002 U	0.0002 U	0.0002 U	0.00020 U	0.0002 U	0.0002 U	0.0002 U	0.00020 U
Nickel	0.1	mg/L	0.04 U	0.04 U	0.04 U	0.04 U	0.04 U	0.04 U	0.04 U	0.040 U	0.04 U	0.04 U	0.04 U	0.04 U
Potassium	*	mg/L	5 U	1 U	1 U	1 U	1 U	**1**	**0.9**	**0.87 B**	**0.92 B**	**0.9 B**	**0.86 B**	**1.1**
Selenium	0.05	mg/L	0.005 U	0.01 U	0.01 U	0.01 U	0.01 U	0.01 U	0.01 U	0.010 U	0.01 U	0.01 U	0.01 U	0.01 U
Sodium	*	mg/L	**40.8**	**47**	**46**	**49**	**47**	**44**	**44**	**46**	**49**	**44**	**45**	**46**
Thallium	0.002	mg/L	0.001 U	0.001 U	0.002 U	0.001 U	0.001 U	0.002 U	0.002 U	0.0020 UWN	0.002 UWN	0.002 U	0.002 U	0.002 UW
Vanadium (fume or dust)	0.2	mg/L	0.007 U	0.01 U	0.01 U	0.01 U	0.01 U	0.01 U	0.01 U	0.010 U	**0.0023 B**	**0.0027 B**	0.01 U	**0.0023 B**
Zinc	2	mg/L	0.02 U	0.02 U	0.02 U	0.02 U	0.02 U	**0.02**	0.02 UJ	0.020 U	0.02 U	0.02 U	**0.0091 B**	**0.013 B**

Notes:
* - Not a HSRA regulated compound
ISCO - *in-situ* chemical oxidation
RRS - Risk Reduction Standard

Data Qualifier Defintions:
-- - Not analyzed
B (Inorganics) - Estimated analyte concentration
D - Analyte concentration reported from secondary dilution
DB - Analyte concentration reported from secondary dilution; analyte detected in method blank
H - Holding time exceeded for sample
J - Estimated analyte concentration
JB (Organic) - Estimated analyte concentration; analyte detected in method blank
Bold = Exceeds the laboratory detection limit
Bold and shaded - Analyte concentration exceeds the Type 1 RRS
JM (Organic) - Estimated analyte concentration; spike sample recovery outside control limits
M (Organic) - Spike sample recovery outside control limits
N - Spike sample recovery outside of control limits
R - Sample data results rejected due to deficiencies in the ability to meet quality control standards
< - Analyte not detected at referenced detection limit
U - Analyte not detected at referenced detection limit
UJ - Analyte not detected; low method bias and/or matrix interference
UN - Analyte not detected; spiked sample recovery outside of control limits
UR - Analyte not detected; data rejected
UWN - Analyte not detected; post digestion spike and spike sample recovery outside control limits

Appendix E-1
Summary of Historical Groundwater Sampling Data - Alluvium, Galliard, and Saprolite Monitoring Wells
January 2001 through July 2018
Atlanta Gas Light Company
Former Manufactured Gas Plant Site
Augusta, Georgia

Chemical Name	Type 1 Risk Reduction Standard	Location ID / Sample Date / Unit	MW-22 7/19/2018	MW-22 1/24/2018	MW-22 7/26/2017	MW-22 1/25/2017	MW-22 7/27/2016	MW-22 1/20/2016	MW-22 7/28/2015	MW-22 1/13/2015	MW-22 7/14/2014	MW-22 1/9/2014	MW-22 7/8/2013	MW-22 1/8/2013	MW-22 7/23/2012	MW-22 1/16/2012	MW-22 7/5/2011	MW-22 1/18/2010	MW-22 7/15/2010	MW-22 1/5/2010
					Post-ISCO															
Field Parameters																				
Conductivity	*	mS/cm	0.224	0.219	0.244	0.213	0.245	0.195	233	0.196	0.174	0.177	0.214	0.237	0.289	0.354	0.307	2.43	0.297	0.254
Dissolved Oxygen (YSI)	*	mg/L	0.4	1.41	0.41	1.83	0.53	1.43	0.6	2.08	0.64	2.67	0.63	1.69	0.5	1.33	1.10	6.43	0.65	2.4
Oxidation Reduction Potential	*	mV	262.5	102	133	2.7	92.6	-4.3	293.2	-22.3	17.8	87.0	68.2	84.8	75.3	72.8	124.3	108	147	-13.9
pH	*	SU	6.36	6.23	6.27	6.3	6.11	6.66	6.32	6.13	6.69	6.39	6.28	6.42	6.23	6.31	5.69	0.366	6.09	6.5
Temperature	*	Celsius	23.32	19.9	23.86	19.92	23.15	20.16	25.1	15.5	23	18.71	22.98	14.01	26.6	20.32	23.74	17.99	22.84	16.39
Turbidity	*	NTU	0.99	2.93	2.53	1.32	0.89	2.04	3.19	0.35	0.87	8.97	5.25	5.32	7.92	1.01	108	8.4	4.05	25.6
Monitored Natural Attenuation Parameters																				
Carbon Dioxide	*	µg/L	--	--	--	--	--	--	--	59.7	69.2	117	117	40	52	780 B	680 B	710	--	610
Iron	*	mg/L	--	--	--	--	--	--	--	--	--	--	--	--	--	--	--	--	--	--
Iron, as Ferrous (Fe+2)	*	mg/L	--	--	--	--	--	--	--	< 0.100	< 0.100	<0.100	<0.100	< 0.10 HF	< 0.025 HF	< 0.025 HF	< 0.025 HF	0.082 JHF	--	< 0.10 HF
Manganese, Total	*	mg/L	--	--	--	--	--	--	--	--	--	--	--	--	--	--	--	--	--	--
Manganese, Dissolved	*	mg/L	--	--	--	--	--	--	--	--	--	--	--	--	--	--	--	--	--	--
Methane	*	µg/L	--	--	--	--	--	--	--	< 4	180	<4	<4	1.2	0.65	< 0.29	0.50 J	0.33	--	1.1
Nitrate	*	mg/L	--	--	--	--	--	--	--	0.63	< 0.25	0.85	0.28	0.93	1.1	0.74	0.90	3.8	--	4.3
Nitrogen	*	mg/L	--	--	--	--	--	--	--	--	--	--	--	--	--	--	--	--	--	--
Nitrogen, ammonia (as N)	*	mg/L	--	--	--	--	--	--	--	--	--	--	--	--	--	--	--	--	--	--
Oxygen	*	mg/L	--	--	--	--	--	--	--	8.02 H	8.04 H	6.18 H	7.24 H	6.4	4.8	1.2	1.5	1.3	--	1.5
Sulfate	*	mg/L	--	--	--	--	--	--	--	24	2.6	26	20	31	52	64	54	62	--	47
Sulfide	*	mg/L	--	--	--	--	--	--	--	--	--	--	--	--	--	--		--	--	--
Volatile Organic Compounds																				
Acetone	4,000	µg/L	< 50	< 50	< 50	< 50	< 50	< 50	< 50	< 50	< 50	< 50	< 50	< 100	< 5.0	< 5.0	< 5.0	< 5.0	< 100	< 100
Benzene	5	µg/L	< 5.0	< 5.0	< 5.0	< 5.0	< 5.0	< 5.0	< 5.0	< 5.0	< 5.0	< 5.0	< 5.0	< 5.0	< 0.25	< 0.25	< 0.25	< 0.25	< 5.0	< 5.0
Carbon Disulfide	4,000	µg/L	< 5.0	< 5.0	< 5.0	< 5.0	< 5.0	< 5.0	< 5.0	< 5.0	< 5.0	< 5.0	< 5.0	< 5.0	< 0.60	< 0.60	< 0.60 *	< 0.60	< 5.0	< 5.0
Ethylbenzene	700	µg/L	< 5.0	< 5.0	< 5.0	< 5.0	< 5.0	< 5.0	< 5.0	< 5.0	< 5.0	< 5.0	< 5.0	< 5.0	< 0.11	< 0.11	< 0.11	< 0.11	< 5.0	< 5.0
Methylene Chloride	5	µg/L	< 5.0	< 5.0	< 5.0	< 5.0	< 5.0	< 5.0	< 5.0	< 5.0	< 5.0	< 5.0	< 5.0	< 5.0	< 1.0	< 1.0	**3.2 J B ***	< 1.0	< 5.0	< 5.0
Toluene	1,000	µg/L	< 5.0	< 5.0	< 5.0	< 5.0	< 5.0	< 5.0	< 5.0	< 5.0	< 5.0	< 5.0	< 5.0	< 5.0	< 0.33	< 0.33	< 0.33	< 0.33	< 5.0	< 5.0
Trichloroethylene	5	µg/L	< 5.0	< 5.0	< 5.0	< 5.0	< 5.0	< 5.0	< 5.0	< 5.0	< 5.0	< 5.0	< 5.0	< 5.0	< 0.13	< 0.13	< 0.13	< 0.13	< 5.0	< 5.0
Xylenes, total	2,000	µg/L	< 5.0	< 5.0	< 5.0	< 5.0	< 5.0	< 5.0	< 5.0	< 5.0	< 5.0	< 5.0	< 5.0	< 5.0	< 0.20	< 0.20	< 0.20	< 0.20	< 5.0	< 5.0
Semivolatile Organic Compounds																				
2-Methylnaphthalene	*	µg/L	--	--	--	--	--	--	--	--	--	--	--	--	--	--	--	--	--	--
Acenaphthene	2,000	µg/L	< 0.5	< 0.5	< 0.5	< 0.5	< 0.5	< 0.5	< 0.5	< 0.50	< 0.50	< 0.50	< 0.50	< 0.22	< 0.097	< 0.095	< 0.11	< 0.098	< 0.19	< 0.19
Acenaphthylene	10	µg/L	< 1.0	< 1.0	< 1.0	< 1.0	< 1.0	< 1.0	< 1.0	< 1.0	< 1.0	< 1.0	< 1.0	< 0.22	< 0.097	< 0.095	< 0.11	< 0.098	< 0.19	< 0.19
Anthracene	10	µg/L	< 0.05	< 0.05	< 0.05	< 0.05	< 0.05	< 0.05	< 0.05	< 0.050	< 0.050	< 0.050	< 0.050	< 0.22	< 0.097	< 0.095	< 0.11	< 0.098	< 0.19	< 0.19
Benz(a)anthracene	0.1	µg/L	< 0.05	< 0.05	< 0.05	< 0.05	< 0.05	< 0.05	< 0.05	< 0.050	< 0.050	< 0.050	< 0.050	< 0.22	< 0.097	< 0.095	< 0.11	< 0.098	< 0.19	< 0.19
Benzo(a)pyrene	0.2	µg/L	< 0.05	< 0.05	< 0.05	< 0.05	< 0.05	< 0.05	< 0.05	< 0.050	< 0.050	< 0.050	< 0.050	< 0.22	< 0.097	< 0.095	< 0.11	< 0.098	< 0.19	< 0.19
Benzo(b)fluoranthene	0.2	µg/L	< 0.1	< 0.1	< 0.1	< 0.1	< 0.1	< 0.1	< 0.1	< 0.10	< 0.10	< 0.10	< 0.10	< 0.22	< 0.097	< 0.095	< 0.11	< 0.098	< 0.19	< 0.19
Benzo(g,h,i)perylene	10	µg/L	< 0.1	< 0.1	< 0.1	< 0.1	< 0.1	< 0.1	< 0.1	< 0.10	< 0.10	< 0.10	< 0.10	< 0.22	< 0.097	< 0.095	< 0.11	< 0.098	< 0.19	< 0.19
Benzo(k)fluoranthene	10	µg/L	< 0.05	< 0.05	< 0.05	< 0.05	< 0.05	< 0.05	< 0.05	< 0.050	< 0.050	< 0.050	< 0.050	< 0.22	< 0.097	< 0.095	< 0.11	< 0.098	< 0.19	< 0.19
Chrysene	0.2	µg/L	< 0.05	< 0.05	< 0.05	< 0.05	< 0.05	< 0.05	< 0.05	< 0.050	< 0.050	< 0.050	< 0.050	< 0.22	< 0.044	< 0.043	< 0.049	< 0.044	< 0.19	< 0.19
Dibenzo(a,h)anthracene	0.3	µg/L	< 0.1	< 0.1	< 0.1	< 0.1	< 0.1	< 0.1	< 0.1	< 0.10	< 0.10	< 0.10	< 0.10	< 0.22	< 0.097	< 0.095	< 0.11	< 0.098	< 0.19	< 0.19
Dibenzofuran	1	µg/L	--	--	--	--	--	--	--	--	--	--	--	--	--	--	--	--	--	--
Fluoranthene	1,000	µg/L	< 0.1	< 0.1	< 0.1	< 0.1	< 0.1	< 0.1	< 0.1	< 0.10	< 0.10	< 0.10	< 0.10	< 0.22	< 0.097	< 0.095	< 0.11	< 0.098	< 0.19	< 0.19
Fluorene	1,000	µg/L	< 0.1	< 0.1	< 0.1	< 0.1	< 0.1	< 0.1	< 0.1	< 0.10	< 0.10	< 0.10	< 0.10	< 0.22	< 0.097	< 0.095	< 0.11	< 0.098	< 0.19	< 0.19
Indeno(1,2,3-cd)pyrene	0.4	µg/L	< 0.05	< 0.05	< 0.05	< 0.05	< 0.05	< 0.05	< 0.05	< 0.050	< 0.050	< 0.050	< 0.050	< 0.22	< 0.097	< 0.095	< 0.11	< 0.098	< 0.19	< 0.19
Naphthalene	20	µg/L	< 0.5	< 0.5	< 0.5	< 0.5	< 0.5	< 0.5	< 0.5	**2.8**	< 0.50	**1.6**	< 0.50	< 0.22	< 0.097	< 0.095	< 0.11	**0.5**	< 0.19	< 0.19
Phenanthrene	10	µg/L	< 0.05	< 0.05	< 0.05	< 0.05	< 0.05	< 0.05	< 0.05	< 0.50	< 0.050	**0.092**	< 0.050	< 0.22	< 0.097	< 0.095	< 0.11	< 0.098	< 0.19	< 0.19
Pyrene	1,000	µg/L	< 0.05	< 0.05	< 0.05	< 0.05	< 0.05	< 0.05	< 0.05	< 0.050	< 0.050	< 0.050	< 0.050	< 0.22	< 0.097	< 0.095	< 0.11	< 0.098	< 0.19	< 0.19
Inorganic Compounds																				
Aluminum (fume or dust)	*	mg/L	--	--	--	--	--	--	--	--	--	--	--	--	--	--	--	--	--	--
Antimony	0.01	mg/L	< 0.006	< 0.006	< 0.006	< 0.006	< 0.006	< 0.006	< 0.02	< 0.0200	< 0.0200	< 0.0200	< 0.0200	< 0.020	< 0.0053	< 0.0053	< 0.0053	< 0.0053	< 0.020	< 0.020
Arsenic	0.05	mg/L	< 0.05	< 0.05	< 0.05	< 0.05	< 0.05	< 0.05	< 0.05	< 0.0500	< 0.0500	< 0.0500	< 0.0500	< 0.020	< 0.0046	< 0.0046	< 0.0046	< 0.0046	< 0.020	< 0.020
Barium	2	mg/L	**0.033**	**0.0359**	**0.0337**	**0.0284**	**0.0404**	**0.0347**	**0.0349**	**0.0300**	< 0.0200	**0.0322**	**0.0322**	**0.031**	**0.038**	**0.050**	**0.049**	**0.052**	**0.044**	**0.042**
Beryllium	0.004	mg/L	< 0.004	< 0.004	< 0.004	< 0.004	< 0.004	< 0.004	< 0.01	< 0.0100	< 0.0100	< 0.0100	< 0.0100	< 0.0040	< 0.00020	< 0.00020	< 0.00020	< 0.00020	< 0.0040	< 0.0040
Cadmium	0.005	mg/L	< 0.005	< 0.005	< 0.005	< 0.005	< 0.005	< 0.005	< 0.005	< 0.0050	**0.0156**	< 0.0050	< 0.0050	< 0.0050	< 0.0020	< 0.0020	< 0.0020	< 0.0020	< 0.0050	< 0.0050
Calcium metal	*	mg/L	--	--	--	--	--	--	--	--	--	--	--	--	--	--	--	--	--	--
Chromium	0.1	mg/L	< 0.01	< 0.01	< 0.01	< 0.01	< 0.01	< 0.01	< 0.01	< 0.0100	< 0.0100	< 0.0100	< 0.0100	< 0.010	< 0.0012	< 0.0012	**0.0028 J**	**0.0027 J**	< 0.010	< 0.010
Cobalt	*	mg/L	--	--	--	--	--	--	--	--	--	--	--	--	--	--	--	--	--	--
Copper	1.3	mg/L	< 0.01	< 0.01	< 0.01	< 0.01	< 0.01	< 0.01	< 0.01	< 0.0100	< 0.0100	< 0.0100	< 0.0100	< 0.020	< 0.0019	< 0.0019	< 0.0019	< 0.0019	< 0.020	< 0.020
Cyanide	0.2	mg/L	< 0.01	< 0.01	< 0.01	< 0.01	< 0.01	< 0.01	< 0.01	< 0.010	< 0.010	< 0.010	< 0.010	< 0.010	< 0.0050	< 0.0050	**0.015**	< 0.0050	< 0.010	< 0.010
Lead	0.015	mg/L	< 0.01	< 0.01	< 0.01	< 0.01	< 0.01	< 0.01	< 0.01	< 0.0100	< 0.0100	< 0.0100	< 0.0100	< 0.010	< 0.0040	< 0.0040	< 0.0040	< 0.0040	< 0.010	< 0.010
Magnesium	*	mg/L	--	--	--	--	--	--	--	--	--	--	--	--	--	--	--	--	--	--
Mercury	0.002	mg/L	< 0.0002	< 0.0002	< 0.0002	< 0.0002	< 0.0002	< 0.0002	< 0.0002	< 0.00020	< 0.00020	< 0.00020	< 0.00020	< 0.00020	< 0.000091	< 0.000091	< 0.000091	< 0.000091	< 0.00020	< 0.00020
Nickel	0.1	mg/L	< 0.02	< 0.02	< 0.02	< 0.02	< 0.02	< 0.02	< 0.02	< 0.0200	< 0.0200	< 0.0200	< 0.0200	< 0.040	**0.0023 J**	< 0.0023	< 0.0023	< 0.0023	< 0.040	< 0.040
Potassium	*	mg/L	--	--	--	--	--	--	--	--	--	--	--	--	--	--	--	--	--	--
Selenium	0.05	mg/L	< 0.02	< 0.02	< 0.02	< 0.02	< 0.02	< 0.02	< 0.02	< 0.0200	< 0.0200	< 0.0200	< 0.0200	< 0.020	< 0.0064	< 0.0064	< 0.0064	< 0.0064	< 0.020	< 0.020
Sodium	*	mg/L	--	--	--	--	--	--	--	--	--	--	--	--	--	--	--	--	--	--
Thallium	0.002	mg/L	< 0.002	< 0.002	< 0.002	< 0.002	< 0.002	< 0.002	< 0.02	< 0.0200	< 0.0200	< 0.0200	< 0.0200	< 0.0010	< 0.00025	< 0.00025	**0.00026 J**	**0.00028 J**	< 0.0010	< 0.0010
Vanadium (fume or dust)	0.2	mg/L	< 0.01	< 0.01	< 0.01	< 0.01	< 0.01	< 0.01	< 0.01	< 0.0100	< 0.0100	< 0.0100	< 0.0100	< 0.010	< 0.0024	< 0.0024	**0.0046 J**	**0.0038 J**	< 0.010	< 0.010
Zinc	2	mg/L	< 0.02	< 0.02	< 0.02	< 0.02	< 0.02	< 0.02	< 0.02	< 0.0200	**0.144**	< 0.0200	< 0.0200	< 0.020	< 0.0087	< 0.0087	**0.010 J**	**0.014 J**	< 0.020	< 0.020

Chemical Name	MW-22 7/21/2009	MW-22 7/21/2009 DUP	MW-22 1/13/2009	MW-22 7/22/2008	MW-22 1/8/2008	MW-22 8/21/2007**	MW-22 7/11/2007	MW-22 2/15/2007	MW-22 7/11/2006	MW-22 1/15/2006	MW-22 7/19/2005	MW-22 7/13/2004	MW-22 1/21/2004	MW-22 7/15/2003	MW-22 1/20/2003	MW-22 7/11/2002	MW-22 1/22/2002	MW-22 7/10/2001	MW-22 1/18/2001
	Post-ISCO										Pre-ISCO								
Field Parameters																			
Conductivity	0.301	0.301	1.06	0.433	0.490	0.38	0.338	0.413	0.378	--	--	--	--	--	--	--	--	--	--
Dissolved Oxygen (YSI)	3.74	3.74	6.1	0.43	1.50	0.24	0.77	3.31	3.58	--	--	--	--	--	--	--	--	--	--
Oxidation Reduction Potential	143.5	143.5	120.8	159.4	101.1	56.9	162.9	162	209.3	--	--	--	--	--	--	--	--	--	--
pH	6.43	6.43	0.377	6.09	6.18	6.15	6.15	6.24	6.21	--	--	--	--	--	--	--	--	--	--
Temperature	25.77	25.77	18.01	22.91	21.79	24.02	24.07	18.93	23.45	--	--	--	--	--	--	--	--	--	--
Turbidity	7.26	7.26	4.6	5.64	1.99	2.72	6.13	2.60	3.47	--	--	--	--	--	--	--	--	--	--
Monitored Natural Attenuation Parameters																			
Carbon Dioxide	410 *	690 *	600	750	< 1000	--	< 1000	--	140	--	--	--	--	--	--	--	--	--	--
Iron	--	--	--	--	--	--	--	--	0.196	0.643	0.25	0.17	0.19	0.1	0.12	0.073	0.2	0.033 B	0.54
Iron, as Ferrous (Fe+2)	< 0.10 HF	< 0.10 HF	< 0.10 HF	< 0.10	< 0.10	--	0.33	< 0.1	0.1 U	--	--	--	--	--	--	--	--	--	--
Manganese, Total	--	--	--	--	--	--	--	--	0.005 U	0.0167	0.01 U	0.04	0.13	0.04 UJ	0.087	0.035	0.15	0.0081 B	0.038
Manganese, Dissolved	--	--	--	--	--	--	--	--	0.005 U	--	--	--	--	--	--	--	--	--	--
Methane	0.29	0.25	0.29	0.13	2.2	--	13	0.23	2,400	--	--	--	--	--	--	--	--	--	--
Nitrate	5.4	5.4	2.7	12	1.9	--	1.6	3.0	2.3	--	--	--	--	--	--	--	--	--	--
Nitrogen	--	--	--	--	--	--	--	--	15	--	--	--	--	--	--	--	--	--	--
Nitrogen, ammonia (as N)	--	--	--	--	--	--	--	--	0.2 U	--	--	--	--	--	--	--	--	--	--
Oxygen	1.4	1.7	1.1	1.2	3.1	--	5.0	4.6	1.4	--	--	--	--	--	--	--	--	--	--
Sulfate	47	47	64	66	99	--	66	63	60	--	--	--	--	--	--	--	--	--	--
Sulfide	--	--	--	--	--	--	--	--	2 U	--	--	--	--	--	--	--	--	--	--
Volatile Organic Compounds																			
Acetone	< 100	< 100	< 100	< 100	< 50	< 50	--	< 50	50 U	10 U	25 U	25 U	25 U	**44**	25 U	25 U	25 U	25 U	25 U
Benzene	< 5.0	< 5.0	< 5.0	< 5.0	< 5.0	< 5.0	--	< 5	5 U	1.0 U	1.0 U	1.0 U	1.0 U	1.0 U	**0.12 J**	1.0 U	1.0 U	1.0 U	1.0 U
Carbon Disulfide	< 5.0	< 5.0	< 5.0	< 5.0	< 5.0	< 5.0	--	< 5	5 U	1.0 U	1.0 U	1.0 U	1.0 U	1.0 U	1.0 U	1.0 U	1.0 U	**0.36 J**	1.0 U
Ethylbenzene	< 5.0	< 5.0	< 5.0	< 5.0	< 5.0	< 5.0	--	< 5	5 U	1.0 U	1.0 U	1.0 U	1.0 U	1.0 U	1.0 U	1.0 U	1.0 U	1.0 U	1.0 U
Methylene Chloride	< 5.0	< 5.0	< 5.0	< 5.0	< 5.0	< 5.0	--	< 5	5 U	1.0 U	5.0 U	5.0 U	5.0 U	5.0 U	**0.51 J**	**0.28 J**	5.0 U	5.0 U	5.0 U
Toluene	< 5.0	< 5.0	< 5.0	< 5.0	< 5.0	< 5.0	--	< 5	5 U	1.0 U	1.0 U	1.0 U	1.0 U	1.0 U	1.0 U	1.0 U	1.0 U	1.0 U	1.0 U
Trichloroethylene	< 5.0	< 5.0	< 5.0	< 5.0	< 5.0	< 5.0	--	< 5	5 U	1.0 U	1.0 U	1.0 U	1.0 U	1.0 U	1.0 U	1.0 U	1.0 U	1.0 U	1.0 U
Xylenes, total	< 5.0	< 5.0	< 5.0	< 5.0	< 5.0	< 5.0	--	< 5	5 U	2.0 U	2.0 U	2.0 U	2.0 U	2.0 U	2.0 U	2.0 U	2.0 U	2.0 U	2.0 U
Semivolatile Organic Compounds																			
2-Methylnaphthalene	--	--	--	--	--	--	--	--	--	0.2 U	0.2 U	0.2 U	0.2 U	10 U	10 U	10 U	10 U	10 U	10 U
Acenaphthene	< 0.19	< 0.19	< 0.19	< 0.19	< 10	--	< 10	< 10	10 U	0.2 U	0.2 U	0.2 U	0.2 U	10 U	10 U	10 U	10 U	10 U	10 U
Acenaphthylene	< 0.19	< 0.19	< 0.19	< 0.19	< 10	--	< 10	< 10	10 U	0.2 U	0.2 U	0.2 U	0.2 U	10 U	10 U	10 U	10 U	10 U	10 U
Anthracene	< 0.19	< 0.19	< 0.19	< 0.19	< 10	--	< 10	< 10	10 U	0.2 U	0.2 U	0.2 U	0.2 U	10 U	10 U	10 U	10 U	10 U	10 U
Benz(a)anthracene	< 0.19	< 0.19	< 0.19	< 0.19	< 0.050	--	< 0.05	< 0.05	0.05 U	0.2 U	0.2 U	0.2 U	0.2 U	10 U	10 U	10 U	10 U	10 U	10 U
Benzo(a)pyrene	< 0.19	< 0.19	< 0.19	< 0.19	< 0.050	--	< 0.05	< 0.05	0.05 U	0.2 U	0.2 U	0.2 U	0.2 U	10 U	10 U	10 U	10 U	10 U	10 U
Benzo(b)fluoranthene	< 0.19	< 0.19	< 0.19	< 0.19	< 0.10	--	< 0.1	< 0.1	0.1 U	0.2 U	0.2 U	0.2 U	0.2 U	10 U	10 U	10 U	10 U	10 U	10 U
Benzo(g,h,i)perylene	< 0.19	< 0.19	< 0.19	< 0.19	< 10	--	< 10	< 10	10 U	0.2 U	0.2 U	0.2 U	0.2 U	10 U	10 U	10 U	10 U	10 U	10 U
Benzo(k)fluoranthene	< 0.19	< 0.19	< 0.19	< 0.19	< 10	--	< 10	< 10	10 U	0.2 U	0.2 U	0.2 U	0.2 U	10 U	10 U	10 U	10 U	10 U	10 U
Chrysene	< 0.19	< 0.19	< 0.19	< 0.19	< 0.050	--	< 0.05	< 0.05	0.05 U	0.2 U	0.2 U	0.2 U	0.2 U	10 U	10 U	10 U	10 U	10 U	10 U
Dibenzo(a,h)anthracene	< 0.19	< 0.19	< 0.19	< 0.19	< 0.10	--	< 0.1	< 0.1	0.1 U	0.2 U	0.2 U	0.2 U	0.2 U	10 U	10 U	10 U	10 U	10 U	10 U
Dibenzofuran	--	--	--	--	--	--	--	--	--	1.0 U	0.2 U	0.2 U	0.2 U	10 U	10 U	10 U	10 U	10 U	10 U
Fluoranthene	< 0.19	< 0.19	< 0.19	< 0.19	< 10	--	< 10	< 10	10 U	0.2 U	0.2 U	0.2 U	0.2 U	10 U	10 U	10 U	10 U	10 U	10 U
Fluorene	< 0.19	< 0.19	< 0.19	< 0.19	< 10	--	< 10	< 10	10 U	0.2 U	0.2 U	0.2 U	0.2 U	10 U	10 U	10 U	10 U	10 U	10 U
Indeno(1,2,3-cd)pyrene	< 0.19	< 0.19	< 0.19	< 0.19	< 0.050	--	< 0.05	< 0.05	0.05 U	0.2 U	0.2 U	0.2 U	0.2 U	10 U	10 U	10 U	10 U	10 U	10 U
Naphthalene	< 0.19	< 0.19	0.10 J	< 0.19	< 10	--	< 10	< 10	10 U	0.2 U	0.2 U	0.2 U	0.2 U	10 U	10 U	10 U	10 U	10 U	10 U
Phenanthrene	< 0.19	< 0.19	< 0.19	< 0.19	< 10	--	< 10	< 10	10 U	0.2 U	0.2 U	0.2 U	0.2 U	10 U	10 U	10 U	10 U	10 U	10 U
Pyrene	< 0.19	< 0.19	< 0.19	< 0.19	< 10	--	< 10	< 10	10 U	0.2 U	0.2 U	0.2 U	0.2 U	10 UJ	10 U	10 U	10 U	10 U	10 U
Inorganic Compounds																			
Aluminum (fume or dust)	--	--	--	--	--	--	--	--	--	**0.742**	**0.335**	0.2 U	0.2 U	0.2 U	**0.11 B**	**0.051 B**	**0.22**	0.2 U	**0.32**
Antimony	< 0.020	< 0.020	< 0.020	< 0.020	< 0.0200	--	< 0.02	< 0.02	0.02 U	0.01 U	0.006 U	0.006 U	0.02 U	0.02 U	0.02 U	0.02 U	0.02 U	0.02 U	0.02 U
Arsenic	< 0.020	< 0.020	< 0.010	< 0.010	<0.0500	--	< 0.05	< 0.05	0.05 U	0.01 U	0.01 U	0.01 U	0.01 U	0.01 U	0.01 U	0.01 U	0.01 U	0.01 U	0.01 U
Barium	**0.039**	**0.051**	**0.042**	**0.05**	**0.0712**	--	**0.0767**	**0.0505**	**0.0563**	0.2 U	**0.0656**	**0.065**	**0.065**	**0.05**	**0.056**	**0.058**	**0.061**	**0.053**	**0.056**
Beryllium	< 0.0040	< 0.0040	< 0.0040	< 0.0040	< 0.0100	--	< 0.010	< 0.010	0.01 U	0.005 U	0.004 U	0.004 U	0.004 U	0.004 U	0.004 U	0.004 U	0.004 U	0.004 U	0.004 U
Cadmium	< 0.0050	< 0.0050	< 0.0050	< 0.0050	< 0.0050	--	< 0.005	< 0.005	0.005 U	0.002 U	0.005 U	0.005 U	0.005 U	0.005 UJ	0.005 U	0.005 U	0.005 U	0.005 U	0.005 U
Calcium metal	--	--	--	--	--	--	--	--	--	**22**	**26.8**	**27**	**27**	**21**	**22**	**22**	**23**	**23**	**22**
Chromium	< 0.010	< 0.010	< 0.010	< 0.010	< 0.0100	--	< 0.010	< 0.010	0.01 U	0.005 U	0.01 U	0.01 U	0.01 U	0.01 UJ	0.01 U	0.01 U	0.01 U	0.01 U	**0.0054 B**
Cobalt	--	--	--	--	--	--	--	--	--	0.007 U	0.01 U	0.01 U	0.01 U	0.01 UJ	0.01 U	0.01 U	0.01 U	0.01 U	0.01 U
Copper	< 0.020	< 0.020	< 0.020	< 0.020	< 0.0100	--	< 0.010	< 0.010	0.01 U	0.025 U	0.02 U	0.02 U	0.02 U	0.02 U	**0.0017 B**	**0.0014 B**	**0.00093 B**	0.02 U	**0.0013 B**
Cyanide	< 0.010	< 0.010	< 0.010	< 0.010	< 0.010	--	< 0.010	< 0.010	0.01 U	0.01 U	0.01 U	0.01 U	0.01 U	0.015 U	0.01 U	0.01 U	0.01 U	0.01 U	0.01 U
Lead	< 0.010	< 0.010	< 0.0050	< 0.0050	< 0.0100	--	< 0.010	< 0.010	0.01 U	0.003 U	0.005 U	0.005 U	0.005 U	0.005 UJ	**0.0025 B**	0.005 U	0.005 U	0.005 U	0.005 U
Magnesium	--	--	--	--	--	--	--	--	--	**25.7**	**32.4**	**32**	**33**	**27**	**28**	**30**	**30**	**30**	**29**
Mercury	< 0.00020	< 0.00020	< 0.00020	< 0.00020	< 0.00020	--	< 0.0002	< 0.0002	0.0002 U	0.0002 U	0.0002 U	0.0002 U	0.0002 U	0.0002 U	**0.00013 B**	0.0002 U	0.0002 U	0.00020 U	0.00020 U
Nickel	< 0.040	< 0.040	< 0.040	< 0.040	< 0.0200	--	< 0.02	< 0.02	0.02 U	0.04 U	0.04 U	0.04 U	0.04 U	0.04 UJ	0.04 U	0.04 U	0.04 U	0.04 U	0.04 U
Potassium	--	--	--	--	--	--	--	--	--	5 U	1 U	1 U	1 U	**0.5**	**0.24 B**	**0.24 B**	**0.28 B**	**0.27 B**	**0.29 B**
Selenium	< 0.020	< 0.020	< 0.010	< 0.010	< 0.0200	--	< 0.02	< 0.02	0.02 U	0.005 U	0.01 U	0.01 U	0.01 U	0.01 U	**0.0063 B**	0.01 U	0.01 U	**0.0063 B**	0.01 U
Sodium	--	--	--	--	--	--	--	--	--	**31**	**45.5**	**41**	**40**	**47**	**40**	**42**	**39**	**41**	**43**
Thallium	< 0.0010	< 0.0010	< 0.0010	< 0.0010	< 1.00	--	< 1.00	< 1	0.001 U	0.001 U	0.001 U	0.001 U	0.001 U	0.002 U	0.002 UWN	0.002 UWN	0.002 U	.002 U	0.002 U
Vanadium (fume or dust)	< 0.010	< 0.010	< 0.010	< 0.010	< 0.0100	--	**0.0140**	< 0.010	0.01 U	0.007 U	0.01 U	0.01 U	0.01 U	0.01 UJ	0.01 U	0.01 U	0.01 U	0.01 U	0.01 U
Zinc	< 0.020	< 0.020	< 0.020	< 0.020	< 0.0200	--	**0.0353**	< 0.02	0.02 U	0.02 U	**0.117 J**	0.02 U	**0.021**	**0.03**	0.02 U	0.02 U	0.02 U	0.02 U	0.02 U

Notes:
* - Not a HSRA regulated compound
ISCO - *in-situ* chemical oxidation
RRS - Risk Reduction Standard

Data Qualifier Defintions:
-- - Not analyzed
B (Inorganics) - Estimated analyte concentration
D - Analyte concentration reported from secondary dilution
DB - Analyte concentration reported from secondary dilution; analyte detected in method blank
H - Holding time exceeded for sample
J - Estimated analyte concentration
JB (Organic) - Estimated analyte concentration; analyte detected in method blank
Bold = Exceeds the laboratory detection limit
Bold and shaded - Analyte concentration exceeds the Type 1 RRS
JM (Organic) - Estimated analyte concentration; spike sample recovery outside control limits
M (Organic) - Spike sample recovery outside control limits
N - Spike sample recovery outside of control limits
R - Sample data results rejected due to deficiencies in the ability to meet quality control standards
< - Analyte not detected at referenced detection limit
U - Analyte not detected at referenced detection limit
UJ - Analyte not detected; low method bias and/or matrix interference
UN - Analyte not detected; spiked sample recovery outside of control limits
UR - Analyte not detected; data rejected
UWN - Analyte not detected; post digestion spike and spike sample recovery outside control limits

Appendix E-1
Summary of Historical Groundwater Sampling Data - Alluvium, Galliard, and Saprolite Monitoring Wells
January 2001 through July 2018
Atlanta Gas Light Company
Former Manufactured Gas Plant Site
Augusta, Georgia

Chemical Name	Type 1 Risk Reduction Standard	Location ID	MW-24	MW-24	MW-25	MW-25	MW-25	MW-25	MW-25	MW-25	MW-25	MW-25	MW-25	MW-25	MW-25	MW-25	MW-25	MW-25	MW-25	MW-25	MW-25	MW-25	MW-25
		Sample Date	7/15/2010	10/4/2006	7/22/2009	1/13/2009	7/16/2008	1/8/2008	7/10/2007	2/14/2007	7/13/2006	1/11/2006	7/19/2005	1/19/2005	7/14/2004	1/21/2004	7/17/2003	1/20/2003	7/17/2002	1/22/2002	7/13/2001	7/13/2001	1/23/2001
		Unit	Post-ISCO			Post-ISCO							Pre-ISCO										
Field Parameters																							
Conductivity	*	mS/cm	0.501	0.52	0.820	4.52	0.848	0.839	0.731	0.89	0.83	--	--	--	--	--	--	--	--	--	--	--	--
Dissolved Oxygen (YSI)	*	mg/L	3.82	0.13	1.31	5.82	0.45	0.39	0.32	1.48	0.18	--	--	--	--	--	--	--	--	--	--	--	--
Oxidation Reduction Potential	*	mV	169	25.2	-274.1	130.7	6.9	42.1	69.3	54.3	51.8	--	--	--	--	--	--	--	--	--	--	--	--
pH	*	SU	6.36	6.34	5.84	0.437	5.71	5.79	5.64	5.71	5.80	--	--	--	--	--	--	--	--	--	--	--	--
Temperature	*	Celsius	23.48	24.05	22.61	17.94	22.26	22.04	22.45	18.14	22.14	--	--	--	--	--	--	--	--	--	--	--	--
Turbidity	*	NTU	8.79	0.47	1.64	1.7	2.79	0.95	0.00	0.73	3.16	--	--	--	--	--	--	--	--	--	--	--	--
Monitored Natural Attenuation Parameters																							
Carbon Dioxide	*	µg/L	850 JB	--	1,700 *	1,100	1,700	< 1000	< 1000	--	1,,500	--	--	--	--	--	--	--	--	--	--	--	--
Iron	*	mg/L	--	--	--	--	--	--	--	--	2.97	1.82	2.65	2.4	2.4	4.9	2.1	2.6	2.6	3.9	3.0	3.0	2.9
Iron, as Ferrous (Fe+2)	*	mg/L	< 0.10 HF	--	2.3 HF	0.62 HF	3.9	4.84	4.22	2.78	2.46	--	--	--	--	--	--	--	--	--	--	--	--
Manganese, Total	*	mg/L	--	--	--	--	--	--	--	--	1.13	0.756	0.825	0.77	0.94	0.99	1.1	0.94	1.1	1.1	0.97	0.98	0.83
Manganese, Dissolved	*	mg/L	--	--	--	--	--	--	--	--	0.965	--	--	--	--	--	--	--	--	--	--	--	--
Methane	*	µg/L	< 0.19	--	3.1	0.87	1.2	1.6	2.5	1.9	2	--	--	--	--	--	--	--	--	--	--	--	--
Nitrate	*	mg/L	5.8	--	< 1.1	0.077	< 0.50	< 0.25	0.37	< 0.25	0.25 U	--	--	--	--	--	--	--	--	--	--	--	--
Nitrogen	*	mg/L	--	--	--	--	--	--	--	--	12	--	--	--	--	--	--	--	--	--	--	--	--
Nitrogen, ammonia (as N)	*	mg/L	--	--	--	--	--	--	--	--	0.2 U	--	--	--	--	--	--	--	--	--	--	--	--
Oxygen	*	mg/L	1.6	--	1.1	1.1	1.1	1.9	2.5	2.1	3	--	--	--	--	--	--	--	--	--	--	--	--
Sulfate	*	mg/L	83	--	100	38	110	140	120	120	170	--	--	--	--	--	--	--	--	--	--	--	--
Sulfide	*	mg/L	--	--	--	--	--	--	--	--	2 U	--	--	--	--	--	--	--	--	--	--	--	--
Volatile Organic Compounds																							
Acetone	4,000	µg/L	< 100	50	< 100	< 100	< 100	< 50	< 50	< 50 U	50 U	10 U	25 U	25 U	25 U	25 U	25 U	25 U	25 U	25 U	25 U	25 U	25 U
Benzene	5	µg/L	< 5.0	5	< 5.0	< 5.0	< 5.0	< 5.0	< 5	< 5	5 U	1.0 U	1.0 U	1.0 U	1.0 U	1.0 U	1.0 U	**0.15 J**	1.0 U	1.0 U	1.0 U	1.0 U	**0.14 J**
Carbon Disulfide	4,000	µg/L	< 5.0	5	< 5.0	< 5.0	< 5.0	< 5.0	< 5	< 5	5 U	1.0 U	1.0 U	1.0 U	1.0 U	1.0 U	1.0 U	1.0 U	1.0 U	1.0 U	1.0 U	1.0 U	1.0 U
Ethylbenzene	700	µg/L	< 5.0	5	< 5.0	< 5.0	**0.5 J**	< 5.0	< 5	< 5	5 U	1.0 U	1.0 U	1.0 U	1.0 U	1.0 U	1.0 U	**0.66 J**	1.0 U	1.0 U	1.0 U	1.0 U	1.0 U
Methylene Chloride	5	µg/L	< 5.0	5	< 5.0	< 5.0	< 5.0	< 5.0	< 5	< 5	5 U	1.0 U	5.0 U	5.0 U	5.0 U	5.0 U	5.0 U	**0.37 J**	5.0 U	5.0 U	5.0 U	5.0 U	5.0 U
Toluene	1,000	µg/L	< 5.0	5	< 5.0	< 5.0	< 5.0	< 5.0	< 5	< 5	5 U	1.0 U	1.0 U	1.0 U	1.0 U	1.0 U	1.0 U	1.0 U	1.0 U	1.0 U	1.0 U	1.0 U	1.0 U
Trichloroethylene	5	µg/L	< 5.0	5	< 5.0	< 5.0	< 5.0	< 5.0	< 5	< 5	5 U	1.0 U	1.0 U	1.0 U	1.0 U	1.0 U	1.0 U	1.0 U	1.0 U	1.0 U	1.0 U	1.0 U	1.0 U
Xylenes, total	2,000	µg/L	< 5.0	5	< 5.0	< 5.0	< 5.0	< 5.0	< 5	< 5	5 U	2.0 U	2.0 U	2.0 U	2.0 U	2.0 U	2.0 U	2.0 U	2.0 U	2.0 U	2.0 U	2.0 U	2.0 U
Semivolatile Organic Compounds																							
2-Methylnaphthalene	*	µg/L	--	--	--	--	--	--	--	--	--	0.2 U	0.2 U	0.2 U	0.2 U	0.2 U	10 U	10 U	10 U	10 U	10 U	10 U	**1,500**
Acenaphthene	2,000	µg/L	< 0.20	10	< 0.19	< 0.19	**0.062 J**	< 10	< 10	< 10	10 U	0.2 U	0.2 U	0.2 U	0.2 U	0.2 U	10 U	10 U	10 U	10 U	10 U	10 U	**140**
Acenaphthylene	10	µg/L	< 0.20	10	< 0.19	< 0.19	< 0.19	< 10	< 10	< 10	10 U	**0.28**	0.2 U	0.2 U	0.2 U	0.2 U	10 U	10 U	10 U	10 U	10 U	10 U	**6.2 J**
Anthracene	10	µg/L	< 0.20	10	< 0.19	< 0.19	< 0.19	< 10	< 10	< 10	10 U	0.2 U	0.2 U	0.2 U	0.2 U	0.2 U	10 U	10 U	10 U	10 U	10 U	10 U	**23 J**
Benz(a)anthracene	0.1	µg/L	< 0.20	0.05	< 0.19	< 0.19	< 0.19	<0.050	< 0.05	< 0.05	0.05 U	0.2 U	0.2 U	0.2 U	0.2 U	0.2 U	10 U	10 U	10 U	10 U	10 U	10 U	50 U
Benzo(a)pyrene	0.2	µg/L	< 0.20	0.05	< 0.19	< 0.19	< 0.19	<0.050	< 0.05	< 0.05	0.05 U	0.2 U	0.2 U	0.2 U	0.2 U	0.2 U	10 U	10 U	10 U	10 U	10 U	10 U	50 U
Benzo(b)fluoranthene	0.2	µg/L	< 0.20	0.1	< 0.19	< 0.19	< 0.19	<0.10	< 0.1	< 0.1	0.1 U	0.2 U	0.2 U	0.2 U	0.2 U	0.2 U	10 U	10 U	10 U	10 U	10 U	10 U	50 U
Benzo(g,h,i)perylene	10	µg/L	< 0.20	10	< 0.19	< 0.19	< 0.19	< 10	< 10	< 10	10 U	0.2 U	0.2 U	0.2 U	0.2 U	0.2 U	10 U	10 U	10 U	10 U	10 U	10 U	50 U
Benzo(k)fluoranthene	10	µg/L	< 0.20	10	< 0.19	< 0.19	< 0.19	< 10	< 10	< 10	10 U	0.2 U	0.2 U	0.2 U	0.2 U	0.2 U	10 U	10 U	10 U	10 U	10 U	10 U	50 U
Chrysene	0.2	µg/L	< 0.20	0.05	< 0.19	< 0.19	< 0.19	<0.050	< 0.05	< 0.05	0.05 U	0.2 U	0.2 U	0.2 U	0.2 U	0.2 U	10 U	10 U	10 U	10 U	10 U	10 U	50 U
Dibenzo(a,h)anthracene	0.3	µg/L	< 0.20	0.1	< 0.19	< 0.19	< 0.19	<0.10	< 0.1	< 0.1	0.1 U	0.2 U	0.2 U	0.2 U	0.2 U	0.2 U	10 U	10 U	10 U	10 U	10 U	10 U	50 U
Dibenzofuran	1	µg/L	--	--	--	--	--	--	--	--	--	0.001 U	0.2 U	0.2 U	0.2 U	0.2 U	10 U	10 U	10 U	10 U	10 U	10 U	**40 J**
Fluoranthene	1,000	µg/L	< 0.20	10	< 0.19	< 0.19	< 0.19	< 10	< 10	< 10	10 U	0.2 U	0.2 U	0.2 U	0.2 U	0.2 U	10 U	10 U	10 U	10 U	10 U	10 U	**13 J**
Fluorene	1,000	µg/L	< 0.20	10	< 0.19	< 0.19	< 0.19	< 10	< 10	< 10	10 U	0.2 U	0.2 U	0.2 U	0.2 U	0.2 U	10 U	10 U	10 U	10 U	10 U	10 U	**76**
Indeno(1,2,3-cd)pyrene	0.4	µg/L	< 0.20	0.05	< 0.19	< 0.19	< 0.19	<0.050	< 0.05	< 0.05	0.05 U	0.2 U	0.2 U	0.2 U	0.2 U	0.2 U	10 U	10 U	10 U	10 U	10 U	10 U	50 U
Naphthalene	20	µg/L	< 0.20	10	< 0.19	**0.089 J**	**3.1**	< 10	< 10	< 10	10 U	**0.24**	**1.3**	0.2 U	0.2 U	0.2 U	10 U	10 U	10 U	10 U	10 U	10 U	**10,000 D**
Phenanthrene	10	µg/L	< 0.20	10	< 0.19	**0.031 J**	< 0.19	< 10	< 10	< 10	10 U	0.2 U	0.2 U	0.2 U	0.2 U	0.2 U	10 U	10 U	10 U	10 U	10 U	10 U	**67**
Pyrene	1,000	µg/L	< 0.20	10	< 0.19	< 0.19	< 0.19	< 10	< 10	< 10	10 U	0.2 U	0.2 U	0.2 U	0.2 U	0.2 U	10 U	10 U	10 U	10 U	10 U	10 U	**14 J**
Inorganic Compounds																							
Aluminum (fume or dust)	*	mg/L	--	--	--	--	--	--	--	--	--	0.2 U	**0.266**	0.2 U	0.2 U	**0.66**	0.2 U	0.2 U	**0.04 B**	0.2 U	**0.047 B**	**0.048 B**	**0.039 B**
Antimony	0.01	mg/L	< 0.020	0.02	< 0.020	< 0.020	< 0.020	< 0.0200	< 0.02	< 0.02	0.02 U	0.01 U	0.006 U	0.02 U	0.006 U	0.02 U	0.02 U	0.02 U	0.02 U	0.02 U	0.02 U	0.02 U	0.02 U
Arsenic	0.05	mg/L	< 0.020	0.05	< 0.020	< 0.010	< 0.010	<0.0500	< 0.05	< 0.05	0.05 U	0.01 U	0.01 U	0.01 U	0.01 U	0.01 U	0.01 U	0.01 U	**0.0036 B**	0.01 U	0.01 U	0.01 U	0.01 U
Barium	2	mg/L	**0.073**	**0.0821**	**0.18**	**0.16**	**0.21**	**0.166**	**0.214**	**0.224**	**0.198**	**0.231**	**0.238**	**0.23**	**0.26**	**0.26**	**0.29**	**0.32**	**0.33**	**0.35**	**0.32**	**0.33**	**0.31**
Beryllium	0.004	mg/L	< 0.0040	0.01	< 0.0040	< 0.0040	< 0.0040	< 0.0100	< 0.010	< 0.01	0.01 U	0.005 U	0.004 U	0.004 U	0.004 U	0.004 U	0.004 U	0.004 U	0.004 U	0.004 U	0.004 U	0.004 U	0.004 U
Cadmium	0.005	mg/L	< 0.0050	0.005	< 0.0050	< 0.0050	< 0.0050	< 0.0050	< 0.005	< 0.005	0.005 U	0.002 U	0.005 U	0.005 U	0.005 U	0.005 U	0.005 U	0.005 U	0.005 U	0.005 U	0.005 U	0.005 U	0.005 U
Calcium metal	*	mg/L	--	--	--	--	--	--	--	--	--	**40.1**	**45.5**	**38**	**44**	**47**	**51**	**50**	**56**	**56**	**53**	**53**	**47**
Chromium	0.1	mg/L	< 0.010	0.01	< 0.010	< 0.010	< 0.010	< 0.0100	< 0.010	< 0.01	0.01 U	0.005 U	0.01 U	0.01 U	0.01 U	0.01 U	0.01 U	0.01 U	0.01 U	0.01 U	0.01 U	0.01 U	0.01 U
Cobalt	*	mg/L	--	--	--	--	--	--	--	--	--	**0.0107**	0.01 U	**0.011**	**0.013**	**0.015**	0.01 U	**0.014**	**0.017**	**0.016**	**0.016**	**0.016**	**0.015**
Copper	1.3	mg/L	< 0.020	0.01	< 0.020	< 0.020	< 0.020	< 0.0100	< 0.010	< 0.01	0.01 U	0.025 U	0.02 U	0.02 U	0.02 U	0.02 U	0.02 U	**0.0016 B**	**0.0015 B**	0.02 U	0.02 U	0.02 U	0.02 U
Cyanide	0.2	mg/L	< 0.010	0.01	< 0.010	< 0.010	< 0.010	< 0.010	< 0.010	< 0.01	0.01 U	0.01 U	0.01 U	0.01 U	0.01 U	0.01 U	0.015 U	0.01 U	0.01 U	0.01 U	0.01 U	0.01 U	0.01 U
Lead	0.015	mg/L	< 0.010	0.01	< 0.010	< 0.0050	< 0.0050	< 0.0100	< 0.010	< 0.01	0.01 U	0.003 U	0.005 U	0.005 U	0.005 U	0.005 U	0.005 U	0.005 U	0.005 U	0.005 U	0.005 U	0.005 U	0.005 U
Magnesium	*	mg/L	--	--	--	--	--	--	--	--	--	**36.1**	**40.1**	**34**	**40**	**42**	**52**	**45**	**50**	**51**	**48**	**48**	**43**
Mercury	0.002	mg/L	< 0.00020	0.0002	< 0.00020	< 0.00020	< 0.00020	< 0.00020	< 0.0002	< 0.0002	0.0002 U	0.0002 U	0.0002 U	0.0002 U	0.0002 U	0.0002 U	0.0002 UJ	0.0002 U	0.0002 U	0.0002 U	0.0002 U	0.0002 U	0.00020 U
Nickel	0.1	mg/L	< 0.040	0.02	< 0.040	**0.0016 J**	**0.0120 J**	< 0.0200	< 0.02	< 0.02	0.02 U	0.04 U	0.04 U	0.04 U	0.04 U	0.04 U	0.04 U	**0.0063 B**	**0.0082 B**	**0.0074 B**	**0.0061 B**	**0.0068 B**	**0.0066 B**
Potassium	*	mg/L	--	--	--	--	--	--	--	--	--	5 U	**1.68**	**1.7**	**2**	**2.1**	**2.4**	**2.6**	**2.9**	**2.8**	**2.6**	**2.7**	**2.3**
Selenium	0.05	mg/L	< 0.020	0.02	< 0.020	< 0.010	< 0.010	< 0.0200	< 0.02	< 0.02	0.02 U	0.005 U	0.01 U	0.01 U	0.01 U	0.01 U	**0.02**	0.01 U	0.01 U	0.01 U	0.01 U	0.01 U	0.01 U
Sodium	*	mg/L	--	--	--	--	--	--	--	--	--	**90.2**	**114**	**85**	**96**	**86**	**95**	**110**	**110**	**89**	**89**	**89**	**78**
Thallium	0.002	mg/L	< 0.0010	0.001	< 0.0010	< 0.0010	< 0.0010	< 1.00	< 1.00	< 0.001	0.001 U	0.001 U	0.001 U	0.002 U	0.001 U	0.001 U	0.002 U	0.002 UWN	0.002 UWN	0.002 U	0.002 U	0.002 U	0.002 U
Vanadium (fume or dust)	0.2	mg/L	< 0.010	0.01	< 0.010	< 0.010	< 0.010	< 0.0100	< 0.010	< 0.01	0.01 U	0.007 U	0.01 U	0.01 U	0.01 U	0.01 U	**0.01**	0.01 U	0.01 U	0.01 U	0.01 U	0.01 U	0.01 U
Zinc	2	mg/L	< 0.020	0.02	< 0.020	**0.012 J**	**0.0100 J**	< 0.0200	< 0.02	< 0.02	0.02 U	0.02 U	0.02 U	0.02 U	0.02 U	0.02 U	**0.08**	0.02 U	**0.0064 B**	**0.0089 B**	**0.0092 B**	**0.01 B**	**0.0079 B**

Notes:
* - Not a HSRA regulated compound
ISCO - *in-situ* chemical oxidation
RRS - Risk Reduction Standard

Data Qualifier Defintions:
-- - Not analyzed
B (Inorganics) - Estimated analyte concentration
D - Analyte concentration reported from secondary dilution
DB - Analyte concentration reported from secondary dilution; analyte detected in method blank
H - Holding time exceeded for sample
J - Estimated analyte concentration
JB (Organic) - Estimated analyte concentration; analyte detected in method blank
Bold = Exceeds the laboratory detection limit
Bold and shaded - Analyte concentration exceeds the Type 1 RRS
JM (Organic) - Estimated analyte concentration; spike sample recovery outside control limits
M (Organic) - Spike sample recovery outside control limits
N - Spike sample recovery outside of control limits
R - Sample data results rejected due to deficiencies in the ability to meet quality control standards
< - Analyte not detected at referenced detection limit
U - Analyte not detected at referenced detection limit
UJ - Analyte not detected; low method bias and/or matrix interference
UN - Analyte not detected; spiked sample recovery outside of control limits
UR - Analyte not detected; data rejected
UWN - Analyte not detected; post digestion spike and spike sample recovery outside control limits

Appendix E-1
Summary of Historical Groundwater Sampling Data - Alluvium, Galliard, and Saprolite Monitoring Wells
January 2001 through July 2018
Atlanta Gas Light Company
Former Manufactured Gas Plant Site
Augusta, Georgia

Chemical Name	Type 1 Risk Reduction Standard	Location ID	MW-203	MW-203	MW-203	MW-203	MW-203	MW-203	MW-203	MW-203	MW-203	MW-203	MW-203	MW-203	MW-203	MW-203	MW-203	MW-203	MW-203	MW-203	MW-203	MW-203	MW-203	MW-203	MW-203	MW-203	MW-203	MW-203	MW-203	MW-203	MW-203	MW-203	MW-203	MW-203	MW-203	MW-203
		Sample Date	7/20/2018	1/25/2018	7/26/2017	1/25/2017	7/28/2016	1/20/2016	7/29/2015	1/14/2015	7/15/2014	1/14/2014	7/10/2013	1/10/2013	7/24/2012	1/23/2012	7/5/2011	1/18/2011	7/13/2010	1/12/2010	7/22/2009	1/13/2009	7/23/2008	1/10/2008	8/21/2007**	7/12/2007	2/14/2007	7/13/2006	1/16/2006	7/22/2005	7/16/2004	1/24/2004	7/16/2003	7/17/2002	1/21/2002	1/17/2001
		Unit	Post-ISCO																											Pre-ISCO						
Field Parameters																																				
Conductivity	*	mS/cm	0.451	0.455	0.445	0.483	0.46	0.443	469.1	0.224	0.454	0.339	0.475	0.343	0.570	0.505	0.550	1.55	0.475	0.564	0.882	16.94	0.871	0.517	0.759	0.818	0.94	0.863	--	--	--	--	--	--	--	--
Dissolved Oxygen (YSI)	*	mg/L	0.29	2.97	0.15	0.3	0.07	0.48	0.22	1.72	0.57	0.58	0.41	5.39	0.51	3.42	1.67	6.20	1.98	15.27	19.69	5.68	0.97	3.20	3.9	10.34	11.99	21.49	--	--	--	--	--	--	--	--
Oxidation Reduction Potential	*	mV	267	185.4	93.6	118.1	58.8	-91.3	82	69.3	-99.8	144.9	-80.2	87.9	81.6	13.9	102.0	7.0	111.1	35.7	189	377.4	140.1	59.2	161.3	152.6	137.2	149	--	--	--	--	--	--	--	--
pH	*	SU	6.32	6.38	6.17	6.19	6.22	6.84	6.3	6.28	6.23	6.64	6.07	6.43	5.45	6.20	6.18	0.58	6.23	7.07	5.98	0.799	5.82	6.10	5.77	5.77	5.93	5.66	--	--	--	--	--	--	--	--
Temperature	*	Celsius	21.66	18.04	21.41	20.06	20.81	19.93	24.4	15.6	22.92	19.11	20.21	18.30	26.92	16.54	21.85	19.41	23.63	16.1	23.18	19.61	22.18	20.90	23.34	21.77	19.01	21.35	--	--	--	--	--	--	--	--
Turbidity	*	NTU	0.78	1.67	1.76	0.36	0.62	0.53	4.23	1.70	5.97	0.77	0.54	7.22	0.98	1.96	4.75	2.19	6.67	7.18	3.01	3.2	1.54	0.58	1.12	1.48	1.09	0.58	--	--	--	--	--	--	--	--
Monitored Natural Attenuation Parameters																																				
Carbon Dioxide	*	µg/L	--	--	--	--	--	--	--	81.2	147	219	146	110	92	2,000 B	1,200 B	1,300	960	1,500	2,300 *	1,700	2,300	< 1000	--	< 1000	--	2,900	--	--	--	--	--	--	--	--
Iron	*	mg/L	--	--	--	--	--	--	--	--	--	--	--	--	--	--	--	--	--	--	--	--	--	--	--	--	--	0.1 U	0.361	0.903	0.068	0.087	0.09	0.13	0.039 B	0.089
Iron, as Ferrous (Fe+2)	*	mg/L	--	--	--	--	--	--	--	< 0.100	< 0.100	<0.100	0.802	0.28 HF	< 0.10 HF	0.48 HF	< 0.025 HF	0.73 HF	0.098 JHF	< 0.10 HF	< 0.10 HF	< 0.10 HF	< 0.10	< 0.10	--	< 0.10	< 0.1	0.1 U	--	--	--	--	--	--	--	--
Manganese, Total	*	mg/L	--	--	--	--	--	--	--	--	--	--	--	--	--	--	--	--	--	--	--	--	--	--	--	--	--	1.39	1.52	1.55	0.57	0.54	0.54	1.7	1.7	1.5
Manganese, Dissolved	*	mg/L	--	--	--	--	--	--	--	--	--	--	--	--	--	--	--	--	--	--	--	--	--	--	--	--	--	1.15	--	--	--	--	--	--	--	--
Methane	*	µg/L	--	--	--	--	--	--	--	< 4	270	<4	9	5.8	4.2	10	0.57 J	19	0.47	2.1	0.31	1.1	0.54	2.6	--	2.9	4.5	5.8	--	--	--	--	--	--	--	--
Nitrate	*	mg/L	--	--	--	--	--	--	--	0.51	< 0.25	0.32	0.49	< 0.25	< 0.25	0.10 J	0.30	0.81 J	5.6	3	4.7	2.3	5.7	2.9	--	2.9	3	3.1	--	--	--	--	--	--	--	--
Nitrogen	*	mg/L	--	--	--	--	--	--	--	--	--	--	--	--	--	--	--	--	--	--	--	--	--	--	--	--	--	6.9	--	--	--	--	--	--	--	--
Nitrogen, ammonia (as N)	*	mg/L	--	--	--	--	--	--	--	--	--	--	--	--	--	--	--	--	--	--	--	--	--	--	--	--	--	1.45	--	--	--	--	--	--	--	--
Oxygen	*	mg/L	--	--	--	--	--	--	--	9.08 H	7.17 H	6.34 H	7.55 H	6.9	6.9	1.2	2.0	1.4	1.2	1.8	1.6	1.5	1.0	2.0	--	12	11	18	--	--	--	--	--	--	--	--
Sulfate	*	mg/L	--	--	--	--	--	--	--	13	58	59	62	80	61	69	67	67	57	86	120	120	90	140	--	95	96	120	--	--	--	--	--	--	--	--
Sulfide	*	mg/L	--	--	--	--	--	--	--	--	--	--	--	--	--	--	--	--	--	--	--	--	--	--	--	--	--	2 U	--	--	--	--	--	--	--	--
Volatile Organic Compounds																																				
Acetone	4,000	µg/L	< 50	< 50	< 50	< 50	< 50	< 50	< 50	< 50	< 50	< 50	< 50	< 100	< 100	< 5.0	< 5.0	< 5.0	< 100	< 100	< 100	< 100	< 100	< 50	< 50	--	< 50	50 U	10 U	**420**	25 U	25 U	25 U	25 U	25 U	25 U
Benzene	5	µg/L	< 5.0	< 5.0	< 5.0	< 5.0	< 5.0	< 5.0	< 5.0	< 5.0	< 5.0	< 5.0	< 5.0	< 5.0	< 5.0	< 0.25	< 0.25	< 0.25	< 5.0	< 5.0	< 5.0	< 5.0	< 5.0	< 5.0	< 5.0	--	< 5	5 U	**2.7**	**62**	1.0 U	1.0 U	1.0 U	1.0 U	1.0 U	**0.19 J**
Carbon Disulfide	4,000	µg/L	< 5.0	< 5.0	< 5.0	< 5.0	< 5.0	< 5.0	< 5.0	< 5.0	< 5.0	< 5.0	< 5.0	< 5.0	< 5.0	< 0.60	< 0.60 *	< 0.60	< 5.0	< 5.0	< 5.0	< 5.0	< 5.0	< 5.0	< 5.0	--	< 5	5 U	1.0 U	1.0 U	1.0 U	1.0 U	1.0 U	1.0 U	1.0 U	1.0 U
Ethylbenzene	700	µg/L	< 5.0	< 5.0	< 5.0	< 5.0	< 5.0	< 5.0	< 5.0	< 5.0	< 5.0	< 5.0	< 5.0	< 5.0	< 5.0	< 0.11	< 0.11	< 0.11	< 5.0	< 5.0	< 5.0	< 5.0	< 5.0	< 5.0	< 5.0	--	< 5	5 U	1.0 U	**1.6**	1.0 U	1.0 U	1.0 U	1.0 U	1.0 U	1.0 U
Methylene Chloride	5	µg/L	< 5.0	< 5.0	< 5.0	< 5.0	< 5.0	< 5.0	< 5.0	< 5.0	< 5.0	< 5.0	< 5.0	< 5.0	< 5.0	< 1.0	**3.3 J B ***	< 1.0	< 5.0	< 5.0	< 5.0	< 5.0	< 5.0	< 5.0	< 5.0	--	< 5	5 U	1.0 U	5.0 U	5.0 U	5.0 U	5.0 U	5.0 U	5.0 U	**0.49 JB**
Toluene	1,000	µg/L	< 5.0	< 5.0	< 5.0	< 5.0	< 5.0	< 5.0	< 5.0	< 5.0	< 5.0	< 5.0	< 5.0	< 5.0	< 5.0	< 0.33	< 0.33	< 0.33	< 5.0	< 5.0	< 5.0	< 5.0	< 5.0	< 5.0	< 5.0	--	< 5	5 U	1.0 U	**44**	1.0 U	**1.1**	1.0 U	1.0 U	1.0 U	1.0 U
Trichloroethylene	5	µg/L	< 5.0	< 5.0	< 5.0	< 5.0	< 5.0	< 5.0	< 5.0	< 5.0	< 5.0	< 5.0	< 5.0	< 5.0	< 5.0	< 0.13	< 0.13	< 0.13	< 5.0	< 5.0	< 5.0	< 5.0	< 5.0	< 5.0	< 5.0	--	< 5	5 U	1.0 U	1.0 U	1.0 U	1.0 U	1.0 U	1.0 U	1.0 U	1.0 U
Xylenes, total	2,000	µg/L	< 5.0	< 5.0	< 5.0	< 5.0	< 5.0	< 5.0	< 5.0	< 5.0	< 5.0	< 5.0	< 5.0	< 5.0	< 5.0	< 0.20	< 0.20	< 0.20	< 5.0	< 5.0	< 5.0	< 5.0	< 5.0	< 5.0	< 5.0	--	< 5	5 U	2.0 U	**15**	2.0 U	2.0 U	2.0 U	2.0 U	2.0 U	2.0 U
Semivolatile Organic Compounds																																				
2-Methylnaphthalene	*	µg/L	--	--	--	--	--	--	--	--	--	--	--	--	--	--	--	--	--	--	--	--	--	--	--	--	--	--	2.0 U	**0.44**	2.0 U	**0.24**	10 U	10 U	10 U	10 U
Acenaphthene	2,000	µg/L	< 0.5	< 0.5	< 0.5	< 0.5	< 0.5	< 0.5	< 0.5	< 0.50	< 0.50	< 0.50	< 0.50	<0.19	< 0.22	< 0.10	< 0.12	< 0.11	< 0.19	< 0.19	< 0.19	< 0.19	< 0.19	< 10	--	< 10	< 10	10 U	2.0 U	2.0 U	2.0 U	2.0 U	10 U	10 U	10 U	10 U
Acenaphthylene	10	µg/L	< 1.0	< 1.0	< 1.0	< 1.0	< 1.0	< 1.0	< 1.0	< 1.0	< 1.0	< 1.0	< 1.0	<0.19	< 0.22	< 0.10	< 0.12	< 0.11	< 0.19	< 0.19	< 0.19	< 0.19	< 0.19	< 10	--	< 10	< 10	10 U	2.0 U	2.0 U	2.0 U	2.0 U	10 U	10 U	10 U	10 U
Anthracene	10	µg/L	< 0.05	< 0.05	< 0.05	< 0.05	< 0.05	< 0.05	< 0.05	< 0.050	< 0.050	< 0.050	< 0.050	<0.19	< 0.22	< 0.10	< 0.12	< 0.11	< 0.19	< 0.19	< 0.19	< 0.19	< 0.19	< 10	--	< 10	< 10	10 U	2.0 U	2.0 U	2.0 U	2.0 U	10 U	10 U	10 U	10 U
Benz(a)anthracene	0.1	µg/L	< 0.05	< 0.05	< 0.05	< 0.05	< 0.05	< 0.05	< 0.05	< 0.050	< 0.050	< 0.050	< 0.050	<0.19	< 0.22	< 0.10	< 0.12	< 0.11	< 0.19	< 0.19	< 0.19	< 0.19	< 0.19	< 0.05	--	< 0.05	< 0.05	0.05 U	2.0 U	2.0 U	2.0 U	2.0 U	10 U	10 U	10 U	10 U
Benzo(a)pyrene	0.2	µg/L	< 0.05	< 0.05	< 0.05	**0.073**	< 0.05	< 0.05	< 0.05	**0.075**	< 0.050	< 0.050	< 0.050	<0.19	< 0.22	< 0.10	< 0.12	< 0.11	< 0.19	< 0.19	< 0.19	< 0.19	< 0.19	< 0.05	--	< 0.05	< 0.05	0.05 U	2.0 U	2.0 U	2.0 U	2.0 U	10 U	10 U	10 U	10 U
Benzo(b)fluoranthene	0.2	µg/L	< 0.1	< 0.1	< 0.1	< 0.1	< 0.1	< 0.1	< 0.1	< 0.10	< 0.10	< 0.10	< 0.10	<0.19	< 0.22	< 0.10	< 0.12	< 0.11	< 0.19	< 0.19	< 0.19	< 0.19	< 0.19	< 0.1	--	< 0.1	< 0.1	0.1 U	2.0 U	2.0 U	2.0 U	2.0 U	10 U	10 U	10 U	10 U
Benzo(g,h,i)perylene	10	µg/L	< 0.1	< 0.1	< 0.1	**0.16**	< 0.1	< 0.1	< 0.1	**0.12**	< 0.10	< 0.10	< 0.10	<0.19	< 0.22	< 0.10	< 0.12	< 0.11	< 0.19	< 0.19	< 0.19	< 0.19	< 0.19	< 10	--	< 10	< 10	10 U	2.0 U	2.0 U	2.0 U	2.0 U	10 U	10 U	10 U	10 U
Benzo(k)fluoranthene	10	µg/L	< 0.05	< 0.05	< 0.05	**0.092**	< 0.05	< 0.05	< 0.05	**0.068**	< 0.050	< 0.050	< 0.050	<0.19	< 0.22	< 0.10	< 0.12	< 0.11	< 0.19	< 0.19	< 0.19	< 0.19	< 0.19	< 10	--	< 10	< 10	10 U	2.0 U	2.0 U	2.0 U	2.0 U	10 U	10 U	10 U	10 U
Chrysene	0.2	µg/L	< 0.05	< 0.05	< 0.05	**0.055**	< 0.05	< 0.05	< 0.05	< 0.050	< 0.050	< 0.050	< 0.050	<0.19	< 0.22	< 0.046	< 0.055	< 0.049	< 0.19	< 0.19	< 0.19	< 0.19	< 0.19	< 0.05	--	< 0.05	< 0.05	0.05 U	2.0 U	2.0 U	2.0 U	2.0 U	10 U	10 U	10 U	10 U
Dibenzo(a,h)anthracene	0.3	µg/L	< 0.1	< 0.1	< 0.1	**0.13**	< 0.1	< 0.1	< 0.1	**0.13**	< 0.10	< 0.10	< 0.10	<0.19	< 0.22	< 0.10	< 0.12	< 0.11	< 0.19	< 0.19	< 0.19	< 0.19	< 0.19	< 0.1	--	< 0.1	< 0.1	0.1 U	2.0 U	2.0 U	2.0 U	2.0 U	10 U	10 U	10 U	10 U
Dibenzofuran	1	µg/L	--	--	--	--	--	--	--	--	--	--	--	--	--	--	--	--	--	--	--	--	--	--	--	--	--	--	1.0 U	2.0 U	2.0 U	2.0 U	10 U	10 U	10 U	10 U
Fluoranthene	1,000	µg/L	< 0.1	< 0.1	< 0.1	< 0.1	< 0.1	< 0.1	< 0.1	< 0.10	< 0.10	< 0.10	< 0.10	<0.19	< 0.22	< 0.10	< 0.12	< 0.11	< 0.19	< 0.19	< 0.19	< 0.19	< 0.19	< 10	--	< 10	< 10	10 U	2.0 U	2.0 U	2.0 U	2.0 U	10 U	10 U	10 U	10 U
Fluorene	1,000	µg/L	< 0.1	< 0.1	< 0.1	< 0.1	< 0.1	< 0.1	< 0.1	< 0.10	< 0.10	< 0.10	< 0.10	<0.19	< 0.22	< 0.10	< 0.12	< 0.11	< 0.19	< 0.19	< 0.19	< 0.19	< 0.19	< 10	--	< 10	< 10	10 U	2.0 U	2.0 U	2.0 U	2.0 U	10 U	10 U	10 U	10 U
Indeno(1,2,3-cd)pyrene	0.4	µg/L	< 0.05	< 0.05	< 0.05	**0.17**	< 0.05	< 0.05	< 0.05	**0.13**	< 0.050	< 0.050	< 0.050	<0.19	< 0.22	< 0.10	< 0.12	< 0.11	< 0.19	< 0.19	< 0.19	< 0.19	< 0.19	< 0.05	--	< 0.05	< 0.05	0.05 U	2.0 U	2.0 U	2.0 U	2.0 U	10 U	10 U	10 U	10 U
Naphthalene	20	µg/L	< 0.5	< 0.5	< 0.5	< 0.5	< 0.5	< 0.5	< 0.5	< 0.050	< 0.50	< 0.50	< 0.50	<0.19	**2.5**	**0.58**	**0.52**	< 0.11	< 0.19	**0.21**	< 0.19	< 0.19	**0.09 J**	< 10	--	< 10	< 10	10 U	**1.1**	**6.7**	2.0 U	**1.4**	10 U	10 U	10 U	10 U
Phenanthrene	10	µg/L	< 0.05	< 0.05	< 0.05	< 0.05	< 0.05	< 0.05	< 0.05	< 0.050	< 0.050	< 0.050	< 0.050	<0.19	< 0.22	< 0.10	< 0.12	< 0.11	< 0.19	< 0.19	< 0.19	< 0.19	< 0.19	< 10	--	< 10	< 10	10 U	2.0 U	2.0 U	2.0 U	2.0 U	10 U	10 U	10 U	10 U
Pyrene	1,000	µg/L	< 0.05	< 0.05	< 0.05	**0.051**	< 0.05	< 0.05	< 0.05	< 0.050	< 0.050	< 0.050	< 0.050	<0.19	< 0.22	< 0.10	< 0.12	< 0.11	< 0.19	< 0.19	< 0.19	< 0.19	< 0.19	< 10	--	< 10	< 10	10 U	2.0 U	2.0 U	2.0 U	2.0 U	10 UJ	10 U	10 U	10 U
Inorganic Compounds																																				
Aluminum (fume or dust)	*	mg/L	--	--	--	--	--	--	--	--	--	--	--	--	--	--	--	--	--	--	--	--	--	--	--	--	--	--	**0.631**	**4.81**	0.2 U	0.2 U	0.2 U	**0.032 B**	0.2 U	0.2 U
Antimony	0.01	mg/L	< 0.006	< 0.006	< 0.006	< 0.006	< 0.006	< 0.006	< 0.02	< 0.0200	< 0.0200	< 0.0200	< 0.0200	< 0.020	< 0.020	< 0.0053	< 0.0053	< 0.0053	< 0.020	< 0.020	< 0.020	< 0.020	< 0.020	< 0.0200	--	< 0.02	< 0.02	0.02 U	0.01 U	0.006 U	0.02 U	0.02 U	0.02 U	0.02 U	0.02 U	**0.0060 B**
Arsenic	0.05	mg/L	< 0.05	< 0.05	< 0.05	< 0.05	< 0.05	< 0.05	< 0.05	< 0.0500	< 0.0500	< 0.0500	< 0.0500	< 0.020	< 0.020	**0.0046 J**	**0.0047 J**	**0.0047 J**	< 0.020	< 0.020	< 0.020	< 0.010	< 0.010	<0.0500	--	< 0.05	< 0.05	0.05 U	0.01 U	0.01 U	0.01 U	0.01 U	0.01 U	0.01 U	0.01 U	0.01 U
Barium	2	mg/L	**0.0592**	**0.0755**	**0.0528**	**0.0504**	**0.0471**	**0.0485**	**0.0545**	**0.0758**	**0.0499**	**0.0602**	**0.0757**	**0.13**	**0.068**	**0.047**	**0.059**	**0.078**	**0.066**	**0.066**	**0.072**	**0.056**	**0.083**	**0.0542**	--	**0.0516**	**0.0311**	**0.0415**	0.2 U	**0.0139**	**0.14**	**0.14**	**0.14**	**0.18**	**0.17**	**0.17**
Beryllium	0.004	mg/L	< 0.004	< 0.004	< 0.004	< 0.004	< 0.004	< 0.004	< 0.01	< 0.0100	< 0.0100	< 0.0100	< 0.0100	< 0.0040	< 0.0040	< 0.00020	< 0.00020	**0.00025 J**	< 0.0040	< 0.0040	< 0.0040	< 0.0040	< 0.0040	< 0.0100	--	< 0.010	< 0.010	0.01 U	0.005 U	0.004 U	0.004 U	0.004 U	0.004 U	0.004 U	**0.0019 B**
Cadmium	0.005	mg/L	< 0.005	< 0.005	< 0.005	< 0.005	< 0.005	< 0.005	< 0.005	< 0.0050	< 0.0050	< 0.0050	< 0.0050	< 0.0050	< 0.0050	< 0.0020	< 0.0020	**0.0045 J**	< 0.0050	< 0.0050	< 0.0050	< 0.0050	< 0.0050	< 0.0050	--	< 0.005	< 0.005	0.005 U	0.002 U	0.005 U	0.005 U	0.005 U	0.005 UJ	0.005 U	0.005 U
Calcium metal	*	mg/L	--	--	--	--	--	--	--	--	--	--	--	--	--	--	--	--	--	--	--	--	--	--	--	--	--	--	**40.5**	**41.7**	**50**	**52**	**48**	**63**	**59**	**56**
Chromium	0.1	mg/L	< 0.01	< 0.01	< 0.01	< 0.01	< 0.01	< 0.01	< 0.01	< 0.0100	< 0.0100	< 0.0100	< 0.0100	< 0.010	< 0.010	**0.0040 J**	**0.013**	**0.0079 J**	**0.0042 J**	< 0.010	< 0.010	0.013	**0.0055 J**	< 0.0100	--	**0.0117**	< 0.010	0.01 U	0.005 U	**0.101**	0.01 U	0.01 U	0.01 UJ	0.01 U	0.01 U	0.01 U
Cobalt	*	mg/L	--	--	--	--	--	--	--	--	--	--	--	--	--	--	--	--	--	--	--	--	--	--	--	--	--	--	**0.0626**	**0.0917**	0.01 U	0.01 U	0.01 UJ	**0.015**	**0.014**	**0.013**
Copper	1.3	mg/L	< 0.01	< 0.01	< 0.01	< 0.01	< 0.01	< 0.01	< 0.01	< 0.0100	< 0.0100	< 0.0100	< 0.0100	< 0.020	< 0.020	< 0.0019	< 0.0019	< 0.0019	**0.0022 J**	< 0.020	< 0.020	< 0.020	< 0.020	< 0.0100	--	< 0.010	< 0.010	0.01 U	0.025 U	0.02 U	0.02 U	0.02 U	0.02 U	**0.0016 B**	0.02 U	0.02 U
Cyanide	0.2	mg/L	< 0.01	< 0.01	< 0.01	< 0.01	< 0.01	< 0.01	< 0.01	< 0.010	< 0.010	< 0.010	< 0.010	< 0.010	< 0.010	< 0.0050	**0.0090 J**	< 0.0050	< 0.010	< 0.010	< 0.010	< 0.010	< 0.010	< 0.010	--	< 0.010	< 0.010	0.01 U	0.01 U	0.01 U	0.01 U	0.01 U	0.015 U	0.01 U	0.01 U	0.01 U
Lead	0.015	mg/L	< 0.01	< 0.01	< 0.01	< 0.01	< 0.01	< 0.01	< 0.01	< 0.0100	< 0.0100	< 0.0100	< 0.0100	< 0.010	< 0.010	< 0.0040	< 0.0040	< 0.0040	< 0.010	< 0.010	< 0.010	**0.0029 J**	< 0.0050	< 0.0100	--	< 0.010	< 0.010	0.01 U	0.003 U	0.005 U	0.005 U	0.005 U	0.005 UJ	0.005 U	0.005 U	**0.0016 B**
Magnesium	*	mg/L	--	--	--	--	--	--	--	--	--	--	--	--	--	--	--	--	--	--	--	--	--	--	--	--	--	--	**34.3**	**34.2**	**43**	**43**	**43**	**53**	**51**	**49**
Mercury	0.002	mg/L	< 0.0002	< 0.0002	< 0.0002	< 0.0002	< 0.0002	< 0.0002	< 0.0002	< 0.00020	< 0.00020	< 0.00020	< 0.00020	< 0.00020	< 0.00020	< 0.000091	< 0.000091	< 0.000091	< 0.00020	< 0.00020	< 0.00020	< 0.00020	< 0.00020	< 0.00020	--	< 0.0002	< 0.0002	0.0002 U	0.0002 U	0.0002 U	0.0002 U	0.0002 U	0.0002 U	0.0002 U	0.0002 U	0.00020 U
Nickel	0.1	mg/L	< 0.02	< 0.02	< 0.02	< 0.02	< 0.02	< 0.02	< 0.02	< 0.0200	< 0.0200	< 0.0200	< 0.0200	< 0.040	< 0.040	**0.0070 J**	**0.0036 J**	**0.0068 J**	**0.0092 J**	< 0.040	< 0.040	**0.0021 J**	**0.0071 J**	< 0.0200	--	< 0.02	< 0.02	0.02 U	0.04 U	0.04 U	0.04 U	0.04 U	0.04 UJ	**0.0066 B**	**0.0054 B**	**0.0063 B**
Potassium	*	mg/L	--	--	--	--	--	--	--	--	--	--	--	--	--	--	--	--	--	--	--	--	--	--	--	--	--	--	5 U	**5.34**	**1.3**	**1.2**	**1.3**	**1.6**	**1.5**	**1.5**
Selenium	0.05	mg/L	< 0.02	< 0.02	< 0.02	< 0.02	< 0.02	< 0.02	< 0.02	< 0.0200	< 0.0200	< 0.0200	< 0.0200	< 0.020	< 0.020	< 0.0064	**0.0099 J**	< 0.0064	< 0.020	< 0.020	< 0.020	**0.0066 J**	**0.0097 J**	< 0.0200	--	< 0.02	< 0.02	0.02 U	**0.0097**	**0.019**	0.01 U	0.01 U	0.01 U	0.01 U	0.01 U	0.01 U
Sodium	*	mg/L	--	--	--	--	--	--	--	--	--	--	--	--	--	--	--	--	--	--	--	--	--	--	--	--	--	--	**81.8**	**75.5**	**150**	**140**	**130**	**160**	**130**	**130**
Thallium	0.002	mg/L	< 0.002	< 0.002	< 0.002	< 0.002	< 0.002	< 0.002	< 0.02	< 0.0200	< 0.0200	< 0.0200	< 0.0200	< 0.0010	< 0.0010	< 0.00025	< 0.00025	< 0.00025	< 0.0010	< 0.0010	< 0.0010	< 0.0010	< 0.0010	< 1.00	--	< 1.00	< 1	0.001 U	0.001 U	0.001 U	0.002 U	0.001 U	0.002 U	0.002 UWN	0.002 U	0.002 U
Vanadium (fume or dust)	0.2	mg/L	**0.0199**	**0.0228**	**0.015**	**0.0112**	**0.0157**	**0.0196**	**0.0176**	**0.0607**	**0.0135**	**0.0374**	**0.0155**	**0.016**	< 0.010	**0.0075 J**	**0.019**	**0.012**	**0.019**	**0.028**	**0.023**	**0.017**	**0.0110 J**	**0.0194**	--	**0.0163**	**0.0246**	**0.0319**	**0.0601**	**0.484**	0.01 U	0.01 U	0.01 U	**0.0052 B**	**0.0034 B**	**0.0034 B**
Zinc	2	mg/L	< 0.02	< 0.02	< 0.02	< 0.02	< 0.02	**0.0232**	< 0.02	**0.0312**	< 0.0200	< 0.0200	< 0.0200	< 0.020	< 0.020	**0.016 J**	**0.019 J**	**0.029**	**0.011 J**	< 0.020	< 0.020	**0.011 J**	0.011	< 0.0200	--	< 0.02	< 0.02	0.02 U	**0.0475**	**0.079**	0.02 U	0.02 U	**0.03**	**0.015 B**	**0.017 B**	**0.015 B**

Notes:
* - Not a HSRA regulated compound
ISCO - *in-situ* chemical oxidation
RRS - Risk Reduction Standard

Data Qualifier Defintions:
-- - Not analyzed
B (Inorganics) - Estimated analyte concentration
D - Analyte concentration reported from secondary dilution
DB - Analyte concentration reported from secondary dilution; analyte detected in method blank
H - Holding time exceeded for sample
J - Estimated analyte concentration
JB (Organic) - Estimated analyte concentration; analyte detected in method blank
Bold = Exceeds the laboratory detection limit
Bold and shaded - Analyte concentration exceeds the Type 1 RRS
JM (Organic) - Estimated analyte concentration; spike sample recovery outside control limits
M (Organic) - Spike sample recovery outside control limits
N - Spike sample recovery outside of control limits
R - Sample data results rejected due to deficiencies in the ability to meet quality control standards
< - Analyte not detected at referenced detection limit
U - Analyte not detected at referenced detection limit
UJ - Analyte not detected; low method bias and/or matrix interference
UN - Analyte not detected; spiked sample recovery outside of control limits
UR - Analyte not detected; data rejected
UWN - Analyte not detected; post digestion spike and spike sample recovery outside control limits

Appendix E-1
Summary of Historical Groundwater Sampling Data - Alluvium, Galliard, and Saprolite Monitoring Wells
January 2001 through July 2018
Atlanta Gas Light Company
Former Manufactured Gas Plant Site
Augusta, Georgia

Chemical Name	Type 1 Risk Reduction Standard	Location ID	MW-206	MW-206	MW-206	MW-206	MW-206	MW-206	MW-206	MW-206	MW-206	MW-206	MW-206	MW-206	MW-206	MW-206	MW-206	MW-206
		Sample Date	7/19/2018	1/24/2018	7/25/2017	1/24/2017	7/26/2016	1/19/2016	7/30/2015	1/14/2015	7/16/2014	1/14/2014	7/10/2013	1/10/2013	7/26/2012	1/23/2012	7/6/2011	1/19/2011
		Unit															Post-ISCO	
Field Parameters																		
Conductivity	*	mS/cm	0.6	0.683	0.593	0.545	0.579	0.508	680	0.711	0.66	0.637	0.583	0.536	5.810	0.585	0.607	14.56
Dissolved Oxygen (YSI)	*	mg/L	0.25	0.99	0.19	1.38	0.29	2.06	1.93	7.73	3.29	3.82	1.91	3.17	2.48	9.59	5.80	9.05
Oxidation Reduction Potential	*	mV	47.9	-52.3	-38.2	-46.1	-43.6	-44.9	242.6	42.6	-45.7	-46.2	-39.1	-39.2	-9.0	13.2	-21.1	175
pH	*	SU	7.25	6.8	6.95	6.84	6.8	6.79	6.92	8.29	7.09	7.59	6.58	6.55	6.43	9.37	6.98	0.643
Temperature	*	Celsius	22.88	18.97	22.62	21.98	21.56	20.04	28	12.40	24.26	19.70	20.61	23.55	30.20	16.03	22.39	19.63
Turbidity	*	NTU	0.98	4.57	1.32	1.05	4.01	7.5	17.1	8.75	249	23.20	9.72	9.96	7	1.68	5.97	15.6
Monitored Natural Attenuation Parameters																		
Carbon Dioxide	*	µg/L	--	--	--	--	--	--	--	319	296	317	268	76	62	73 B	720 B	33 J
Iron	*	mg/L	--	--	--	--	--	--	--	--	--	--	--	--	--	--	--	--
Iron, as Ferrous (Fe+2)	*	mg/L	--	--	--	--	--	--	--	< 0.100	0.923	1.96	0.352	0.83 HF	0.56 HF	0.037 J HF	< 0.025 HF	0.044 JHF
Manganese, Total	*	mg/L	--	--	--	--	--	--	--	--	--	--	--	--	--	--	--	--
Manganese, Dissolved	*	mg/L	--	--	--	--	--	--	--	--	--	--	--	--	--	--	--	--
Methane	*	µg/L	--	--	--	--	--	--	--	7	330	340	580	150	82	47	140	41
Nitrate	*	mg/L	--	--	--	--	--	--	--	< 0.25	< 0.25	<0.25	<0.25	< 0.25	< 0.25	0.14 J	0.085 J	1.2
Nitrogen	*	mg/L	--	--	--	--	--	--	--	--	--	--	--	--	--	--	--	--
Nitrogen, ammonia (as N)	*	mg/L	--	--	--	--	--	--	--	--	--	--	--	--	--	--	--	--
Oxygen	*	mg/L	--	--	--	--	--	--	--	9.41 H	6.32 H	7.02 H	7.91 H	7.0	6.8	1.7	1.7	1.9
Sulfate	*	mg/L	--	--	--	--	--	--	--	6.8	4.6	7.2	4.8	5.6	5.6	7.6	9.2	14
Sulfide	*	mg/L	--	--	--	--	--	--	--	--	--	--	--	--	--	--	--	--
Volatile Organic Compounds																		
Acetone	4,000	µg/L	< 50	< 50	< 50	< 50	< 50	< 50	< 50	< 50	< 50	< 50	< 50	< 100	< 100	< 5.0	< 5.0	< 5.0
Benzene	5	µg/L	< 5.0	< 5.0	< 5.0	< 5.0	< 5.0	< 5.0	< 5.0	< 50	< 5.0	< 5.0	< 5.0	**6.9**	< 5.0	< 0.25	< 0.25	< 0.25
Carbon Disulfide	4,000	µg/L	< 5.0	< 5.0	< 5.0	< 5.0	< 5.0	< 5.0	< 5.0	< 250	< 5.0	< 5.0	< 5.0	< 5.0	< 5.0	< 0.60	< 0.60 *	< 0.60
Ethylbenzene	700	µg/L	< 5.0	< 5.0	< 5.0	< 5.0	< 5.0	< 5.0	< 5.0	< 250	< 5.0	< 5.0	< 5.0	< 5.0	< 5.0	< 0.11	< 0.11	< 0.11
Methylene Chloride	5	µg/L	< 5.0	< 5.0	< 5.0	< 5.0	< 5.0	< 5.0	< 5.0	< 5.0	< 5.0	< 5.0	< 5.0	< 5.0	< 5.0	< 1.0	**3.2 J B ***	< 1.0
Toluene	1,000	µg/L	< 5.0	< 5.0	< 5.0	< 5.0	< 5.0	< 5.0	< 5.0	< 250	< 5.0	< 5.0	< 5.0	< 5.0	< 5.0	< 0.33	< 0.33	**1.0 J**
Trichloroethylene	5	µg/L	< 5.0	< 5.0	< 5.0	< 5.0	< 5.0	< 5.0	< 5.0	< 5.0	< 5.0	< 5.0	< 5.0	< 5.0	< 5.0	< 0.13	< 0.13	< 0.13
Xylenes, total	2,000	µg/L	< 5.0	< 5.0	< 5.0	< 5.0	< 5.0	< 5.0	< 5.0	< 5.0	< 5.0	< 5.0	< 5.0	< 5.0	< 5.0	< 0.20	< 0.20	< 0.20
Semivolatile Organic Compounds																		
2-Methylnaphthalene	*	µg/L	--	--	--	--	--	--	--	--	--	--	--	--	--	--	--	--
Acenaphthene	2,000	µg/L	< 0.5	< 0.5	< 0.5	< 0.5	< 0.5	< 0.5	< 0.5	< 5.0	< 0.50	< 0.50	< 0.50	< 0.19	< 0.19	< 0.11	< 0.13	< 0.10
Acenaphthylene	10	µg/L	< 1.0	< 1.0	< 1.0	< 1.0	< 1.0	< 1.0	< 1.0	< 1.0	< 1.0	< 1.0	< 1.0	< 0.19	< 0.19	< 0.11	< 0.13	< 0.10
Anthracene	10	µg/L	< 0.05	< 0.05	< 0.05	< 0.05	< 0.05	< 0.05	< 0.05	< 0.050	< 0.050	< 0.050	< 0.050	< 0.19	< 0.19	< 0.11	< 0.13	< 0.10
Benz(a)anthracene	0.1	µg/L	< 0.05	< 0.05	< 0.05	< 0.05	< 0.05	< 0.05	< 0.05	< 0.050	< 0.050	< 0.050	< 0.050	< 0.19	< 0.19	< 0.11	< 0.13	< 0.10
Benzo(a)pyrene	0.2	µg/L	< 0.05	< 0.05	< 0.05	< 0.05	< 0.05	< 0.05	< 0.05	< 0.050	< 0.050	< 0.050	< 0.050	< 0.19	< 0.19	< 0.11	< 0.13	< 0.10
Benzo(b)fluoranthene	0.2	µg/L	< 0.1	< 0.1	< 0.1	< 0.1	< 0.1	< 0.1	< 0.1	< 0.10	< 0.10	< 0.10	< 0.10	< 0.19	< 0.19	< 0.11	< 0.13	< 0.10
Benzo(g,h,i)perylene	10	µg/L	< 0.1	< 0.1	< 0.1	< 0.1	< 0.1	< 0.1	< 0.1	< 0.10	< 0.10	< 0.10	< 0.10	< 0.19	< 0.19	< 0.11	< 0.13	< 0.10
Benzo(k)fluoranthene	10	µg/L	< 0.05	< 0.05	< 0.05	< 0.05	< 0.05	< 0.05	< 0.05	< 0.050	< 0.050	< 0.050	< 0.050	< 0.19	< 0.19	< 0.11	< 0.13	< 0.10
Chrysene	0.2	µg/L	< 0.05	< 0.05	< 0.05	< 0.05	< 0.05	< 0.05	< 0.05	< 0.050	< 0.050	< 0.050	< 0.050	< 0.19	< 0.19	< 0.048	< 0.057	< 0.045
Dibenzo(a,h)anthracene	0.3	µg/L	< 0.1	< 0.1	< 0.1	< 0.1	< 0.1	< 0.1	< 0.1	< 0.10	< 0.10	< 0.10	< 0.10	< 0.19	< 0.19	< 0.11	< 0.13	< 0.10
Dibenzofuran	1	µg/L	--	--	--	--	--	--	--	--	--	--	--	--	--	--	--	--
Fluoranthene	1,000	µg/L	< 0.1	< 0.1	< 0.1	< 0.1	< 0.1	< 0.1	< 0.1	< 0.10	< 0.10	< 0.10	< 0.10	< 0.19	< 0.19	< 0.11	< 0.13	< 0.10
Fluorene	1,000	µg/L	< 0.1	< 0.1	< 0.1	< 0.1	< 0.1	< 0.1	< 0.1	< 0.10	< 0.10	< 0.10	< 0.10	< 0.19	< 0.19	< 0.11	< 0.13	< 0.10
Indeno(1,2,3-cd)pyrene	0.4	µg/L	< 0.05	< 0.05	< 0.05	< 0.05	< 0.05	< 0.05	< 0.05	< 0.050	< 0.050	< 0.050	< 0.050	< 0.19	< 0.19	< 0.11	< 0.13	< 0.10
Naphthalene	20	µg/L	< 0.5	< 0.5	< 0.5	< 0.5	< 0.5	< 0.5	< 0.5	**1.8**	**0.94**	< 0.50	< 0.50	**0.97**	< 0.19	**0.27**	**0.57**	**0.25**
Phenanthrene	10	µg/L	< 0.05	< 0.05	< 0.05	< 0.05	< 0.05	**0.067**	< 0.05	< 0.50	< 0.050	< 0.050	< 0.050	< 0.19	< 0.19	< 0.11	< 0.13	< 0.10
Pyrene	1,000	µg/L	< 0.05	< 0.05	< 0.05	< 0.05	< 0.05	< 0.05	< 0.05	< 0.050	< 0.050	< 0.050	< 0.050	< 0.19	< 0.19	< 0.11	< 0.13	< 0.10
Inorganic Compounds																		
Aluminum (fume or dust)	*	mg/L	--	--	--	--	--	--	--	--	--	--	--	--	--	--	--	--
Antimony	0.01	mg/L	< 0.006	< 0.006	< 0.006	< 0.006	< 0.006	< 0.006	< 0.02	< 0.0200	< 0.0200	< 0.0200	< 0.0200	< 0.020	< 0.020	< 0.0053	< 0.0053	< 0.0053
Arsenic	0.05	mg/L	< 0.05	< 0.05	< 0.05	< 0.05	< 0.05	< 0.05	< 0.05	< 0.0500	< 0.0500	< 0.0500	< 0.0500	< 0.020	< 0.020	< 0.0046	< 0.0046	< 0.0046
Barium	2	mg/L	**0.369**	**0.451**	**0.337**	**0.262**	**0.291**	**0.312**	**0.276**	**0.201**	**0.269**	**0.270**	**0.315**	**0.25**	**0.28**	**0.14**	**0.24**	**0.16**
Beryllium	0.004	mg/L	< 0.004	< 0.004	< 0.004	< 0.004	< 0.004	< 0.004	< 0.01	< 0.0100	< 0.0100	< 0.0100	< 0.0100	< 0.0040	< 0.0040	< 0.00020	< 0.00020	**0.00028 J**
Cadmium	0.005	mg/L	< 0.005	< 0.005	< 0.005	< 0.005	< 0.005	< 0.005	< 0.005	< 0.0050	< 0.0050	< 0.0050	< 0.0050	< 0.0050	< 0.0050	< 0.0020	< 0.0020	**0.0025 J**
Calcium metal	*	mg/L	--	--	--	--	--	--	--	--	--	--	--	--	--	--	--	--
Chromium	0.1	mg/L	< 0.01	< 0.01	< 0.01	< 0.01	< 0.01	< 0.01	< 0.01	< 0.0100	< 0.0100	< 0.0100	< 0.0100	< 0.010	< 0.010	< 0.0012	< 0.0012	**0.0029 J**
Cobalt	*	mg/L	--	--	--	--	--	--	--	--	--	--	--	--	--	--	--	--
Copper	1.3	mg/L	< 0.01	< 0.01	< 0.01	< 0.01	< 0.01	< 0.01	< 0.01	< 0.0100	< 0.0100	< 0.0100	< 0.0100	< 0.020	< 0.020	< 0.0019	< 0.0019	**0.0037 JB**
Cyanide	0.2	mg/L	< 0.01	< 0.01	< 0.01	< 0.01	< 0.01	< 0.01	< 0.01	< 0.010	< 0.010	< 0.010	< 0.010	< 0.010	< 0.010	< 0.0050	**0.011**	< 0.0050
Lead	0.015	mg/L	< 0.01	< 0.01	< 0.01	< 0.01	< 0.01	< 0.01	< 0.01	< 0.0100	< 0.0100	< 0.0100	< 0.0100	< 0.010	< 0.010	< 0.0040	< 0.0040	< 0.0040
Magnesium	*	mg/L	--	--	--	--	--	--	--	--	--	--	--	--	--	--	--	--
Mercury	0.002	mg/L	< 0.0002	< 0.0002	< 0.0002	< 0.0002	< 0.0002	< 0.0002	< 0.0002	< 0.00020	< 0.00020	< 0.00020	< 0.00020	< 0.00020	< 0.00020	< 0.000091	< 0.000091	< 0.000091
Nickel	0.1	mg/L	< 0.02	< 0.02	< 0.02	< 0.02	< 0.02	< 0.02	< 0.02	< 0.0200	< 0.0200	< 0.0200	< 0.0200	< 0.040	< 0.040	< 0.0023	**0.0025 J**	< 0.0023
Potassium	*	mg/L	--	--	--	--	--	--	--	--	--	--	--	--	--	--	--	--
Selenium	0.05	mg/L	< 0.02	< 0.02	< 0.02	< 0.02	< 0.02	< 0.02	< 0.02	< 0.0200	< 0.0200	< 0.0200	< 0.0200	< 0.020	< 0.020	< 0.0064	< 0.0064	< 0.0064
Sodium	*	mg/L	--	--	--	--	--	--	--	--	--	--	--	--	--	--	--	--
Thallium	0.002	mg/L	< 0.002	< 0.002	< 0.002	< 0.002	< 0.002	< 0.002	< 0.02	< 0.0200	< 0.0200	< 0.0200	< 0.0200	< 0.0010	< 0.0010	< 0.00025	< 0.00025	< 0.00025
Vanadium (fume or dust)	0.2	mg/L	< 0.01	< 0.01	< 0.01	< 0.01	< 0.01	< 0.01	< 0.01	< 0.0100	**0.0129**	< 0.0100	< 0.0100	< 0.010	< 0.010	< 0.0024	< 0.0024	**0.0045 J**
Zinc	2	mg/L	< 0.02	< 0.02	< 0.02	< 0.02	< 0.02	< 0.02	**0.0759**	< 0.0200	< 0.0200	< 0.0200	< 0.0200	< 0.020	< 0.020	< 0.0087	< 0.0087	**0.013 J**

Chemical Name	MW-206	MW-206	MW-206	MW-206	MW-206	MW-206	MW-206	MW-206	MW-206	MW-206	MW-206	MW-206	MW-206	MW-206	MW-206	MW-206	MW-206	MW-206	MW-206	MW-206	MW-206	MW-206	MW-206
	7/14/2010	1/6/2010	7/28/2009	7/28/2009 DUP	1/15/2009	7/22/2008	1/8/2008	8/21/2007**	8/21/2007 DUP	7/11/2007	2/15/2007	7/13/2006	1/14/2006	7/21/2005	1/19/2005	7/14/2004	1/24/2004	1/17/2003	7/10/2002	4/3/2002	1/21/2002	7/12/2001	1/19/2001
																			Pre-ISCO				
Field Parameters																							
Conductivity	0.696	0.664	0.755	0.755	5.16	0.602	0.568	0.342	--	0.497	0.456	0.377	--	--	--	--	--	--	--	--	--	--	--
Dissolved Oxygen (YSI)	4.27	21.57	9.57	9.57	6.5	2.67	3.05	5.44	--	5.42	0.99	0.19	--	--	--	--	--	--	--	--	--	--	--
Oxidation Reduction Potential	132	12.7	145.1	145.1	-30.3	-158.4	-89.2	-50.7	--	15.1	-31.9	-20.4	--	--	--	--	--	--	--	--	--	--	--
pH	7.25	10.24	7.37	7.37	0.78	8.41	7.61	9.79	--	8.42	6.13	6.14	--	--	--	--	--	--	--	--	--	--	--
Temperature	24.18	16.34	30.78	30.78	19.9	25.03	21.72	23.36	--	22.18	17.79	23.35	--	--	--	--	--	--	--	--	--	--	--
Turbidity	4.93	3.85	18	18	9.9	10.8	14.5	29.8	--	72.3	0.62	3.23	--	--	--	--	--	--	--	--	--	--	--
Monitored Natural Attenuation Parameters																							
Carbon Dioxide	710 B	< 50	400 *	380 *	87	32 J	< 1000	--	--	< 1000	--	120	--	--	--	--	--	--	--	--	--	--	--
Iron	--	--	--	--	--	--	--	--	--	--	--	8.64	11.2	7.35	9.9	7.5	11	23	11	--	12	9.4	11 N
Iron, as Ferrous (Fe+2)	0.081 JHF	< 0.10 HF	< 0.10 HF	< 0.10 HF	< 0.10 HF	< 0.10	< 0.10	--	--	0.59	24.8	8.6	--	--	--	--	--	--	--	--	--	--	--
Manganese, Total	--	--	--	--	--	--	--	--	--	--	--	0.402	0.382	0.416	0.39	0.47	0.39	0.49	0.52	--	0.49	0.56	0.51
Manganese, Dissolved	--	--	--	--	--	--	--	--	--	--	--	0.354	--	--	--	--	--	--	--	--	--	--	--
Methane	75	49	370	< 0.19	700	380	1,300	--	--	680	1,000	450	--	--	--	--	--	--	--	--	--	--	--
Nitrate	0.87 J	4.2	3.4	3.7	1.1	< 0.50	< 12	--	--	< 0.25	< 0.25	0.25 U	--	--	--	--	--	--	--	--	--	--	--
Nitrogen	--	--	--	--	--	--	--	--	--	--	--	18	--	--	--	--	--	--	--	--	--	--	--
Nitrogen, ammonia (as N)	--	--	--	--	--	--	--	--	--	--	--	0.36	--	--	--	--	--	--	--	--	--	--	--
Oxygen	1.6	2.0	1.6	1.6	2.1	1.3	3.8	--	--	7.0	1.7	2.7	--	--	--	--	--	--	--	--	--	--	--
Sulfate	12	17	23	22	24	7.1	< 50	--	--	6.5	4.8	5.3	--	--	--	--	--	--	--	--	--	--	--
Sulfide	--	--	--	--	--	--	--	--	--	--	--	2 U	--	--	--	--	--	--	--	--	--	--	--
Volatile Organic Compounds																							
Acetone	**9.7 J**	< 100	< 100	< 100	**57 J**	**15.0 J**	< 50	< 50	< 50	--	< 50	< 50	10 U	25 U	25 U	25 U	25 U	25 U	25 U	--	25 U	25 U	25 U
Benzene	< 5.0	< 5.0	< 5.0	< 5.0	**9.6**	**7.5**	**240**	**220**	**210**	--	**120**	< 5	**29**	**48**	1.0 U	1.0 U	1.0 U	1.0 U	1.0 U	1.0 U	1.0 U	**0.16 J**	1.0 U
Carbon Disulfide	< 5.0	< 5.0	< 5.0	< 5.0	< 5.0	< 5.0	< 5.0	< 5.0	< 5.0	--	< 5	< 5	1.0 U	1.0 U	1.0 U	1.0 U	1.0 U	1.0 U	1.0 U	--	1.0 U	1.0 U	1.0 U
Ethylbenzene	< 5.0	< 5.0	< 5.0	< 5.0	< 5.0	< 5.0	< 5.0	< 5.0	< 5.0	--	< 5	< 5	1.0 U	1.0 U	1.0 U	1.0 U	1.0 U	1.0 U	1.0 U	1.0 U	1.0 U	1.0 U	1.0 U
Methylene Chloride	< 5.0	< 5.0	< 5.0	< 5.0	< 5.0	< 5.0	< 5.0	< 5.0	< 5.0	--	< 5	< 5	1.0 U	5.0 U	5.0 U	5.0 U	5.0 U	5.0 U	**0.29 J**	5.0 U	5.0 U	5.0 U	5.0 U
Toluene	< 5.0	< 5.0	< 5.0	< 5.0	< 5.0	**0.37 J**	< 5.0	< 5.0	< 5.0	--	< 5	< 5	1.0 U	1.0 U	1.0 U	1.0 U	1.0 U	1.0 U	**0.5 J**	1.0 U	1.0 U	1.0 U	1.0 U
Trichloroethylene	< 5.0	< 5.0	< 5.0	< 5.0	< 5.0	< 5.0	< 5.0	< 5.0	< 5.0	--	< 5	< 5	1.0 U	1.0 U	1.0 U	1.0 U	1.0 U	1.0 U	**0.47 J**	1.0 U	1.0 U	1.0 U	1.0 U
Xylenes, total	< 5.0	< 5.0	< 5.0	< 5.0	< 5.0	< 5.0	< 5.0	< 5.0	< 5.0	--	< 5	< 5	2.0 U	2.0 U	2.0 U	2.0 U	2.0 U	2.0 U	2.0 U	--	2.0 U	2.0 U	2.0 U
Semivolatile Organic Compounds																							
2-Methylnaphthalene	--	--	--	--	--	--	--	--	--	--	--	--	< 0.2	< 0.2	< 0.2	< 0.2	< 0.2	< 1.0	< 1.0	--	< 1.0	< 1.0	< 1.0
Acenaphthene	< 0.19	< 0.19	< 0.19	< 0.19	< 0.19	< 0.19	< 10	--	--	< 10	< 10	< 10	< 0.2	< 0.2	< 0.2	< 0.2	< 0.2	< 1.0	< 1.0	< 1.0	< 1.0	< 1.0	< 1.0
Acenaphthylene	< 0.19	< 0.19	< 0.19	< 0.19	< 0.19	< 0.19	< 10	--	--	< 10	< 10	< 10	< 0.2	< 0.2	< 0.2	< 0.2	< 0.2	< 1.0	< 1.0	< 1.0	< 1.0	< 1.0	< 1.0
Anthracene	< 0.19	< 0.19	< 0.19	**< 0.19**	< 0.19	< 0.19	< 10	--	--	< 10	< 10	< 10	< 0.2	< 0.2	< 0.2	< 0.2	< 0.2	< 1.0	< 1.0	< 1.0	< 1.0	< 1.0	< 1.0
Benz(a)anthracene	< 0.19	< 0.19	< 0.19	< 0.19	< 0.19	< 0.19	< 0.050	--	--	< 0.05	< 0.05	< 0.05	< 0.2	< 0.2	< 0.2	< 0.2	< 0.2	< 1.0	< 1.0	< 1.0	< 1.0	< 1.0	**0.75 J**
Benzo(a)pyrene	< 0.19	< 0.19	< 0.19	< 0.19	< 0.19	< 0.19	< 0.050	--	--	< 0.05	< 0.05	< 0.05	< 0.2	< 0.2	< 0.2	< 0.2	< 0.2	< 1.0	< 1.0	< 1.0	< 1.0	< 1.0	< 1.0
Benzo(b)fluoranthene	< 0.19	< 0.19	< 0.19	< 0.19	< 0.19	< 0.19	< 0.10	--	--	< 0.1	< 0.1	< 0.1	< 0.2	< 0.2	< 0.2	< 0.2	< 0.2	< 1.0	< 1.0	< 1.0	< 1.0	< 1.0	< 1.0
Benzo(g,h,i)perylene	< 0.19	< 0.19	< 0.19	< 0.19	< 0.19	< 0.19	< 10	--	--	< 10	< 10	< 10	< 0.2	< 0.2	< 0.2	< 0.2	< 0.2	< 1.0	< 1.0	< 1.0	< 1.0	< 1.0	< 1.0
Benzo(k)fluoranthene	< 0.19	< 0.19	< 0.19	< 0.19	< 0.19	< 0.19	< 10	--	--	< 10	< 10	< 10	< 0.2	< 0.2	< 0.2	< 0.2	< 0.2	< 1.0	< 1.0	< 1.0	< 1.0	< 1.0	< 1.0
Chrysene	< 0.19	< 0.19	< 0.19	< 0.19	< 0.19	< 0.19	< 0.050	--	--	< 0.05	< 0.05	< 0.05	< 0.2	< 0.2	< 0.2	< 0.2	< 0.2	< 1.0	< 1.0	< 1.0	< 1.0	< 1.0	**0.93 J**
Dibenzo(a,h)anthracene	< 0.19	< 0.19	< 0.19	< 0.19	< 0.19	< 0.19	< 0.10	--	--	< 0.1	< 0.1	< 0.1	< 0.2	< 0.2	< 0.2	< 0.2	< 0.2	< 1.0	< 1.0	< 1.0	< 1.0	< 1.0	< 1.0
Dibenzofuran	--	--	--	--	--	--	--	--	--	--	--	--	< 0.2	< 0.2	< 0.2	< 0.2	< 0.2	< 1.0	< 1.0	--	< 1.0	< 1.0	< 1.0
Fluoranthene	< 0.19	< 0.19	< 0.19	< 0.19	< 0.19	< 0.19	< 10	--	--	< 10	< 10	< 10	< 0.2	< 0.2	< 0.2	< 0.2	< 0.2	< 1.0	< 1.0	< 1.0	< 1.0	< 1.0	< 1.0
Fluorene	< 0.19	< 0.19	< 0.19	< 0.19	< 0.19	< 0.19	< 10	--	--	< 10	< 10	< 10	< 0.2	< 0.2	< 0.2	< 0.2	< 0.2	< 1.0	< 1.0	< 1.0	< 1.0	< 1.0	< 1.0
Indeno(1,2,3-cd)pyrene	< 0.19	< 0.19	< 0.19	< 0.19	< 0.19	< 0.19	< 0.050	--	--	< 0.05	< 0.05	< 0.05	< 0.2	< 0.2	< 0.2	< 0.2	< 0.2	< 1.0	< 1.0	< 1.0	< 1.0	< 1.0	< 1.0
Naphthalene	< 0.19	<0.19	**0.24**	**0.32**	**0.18 J**	**0.42**	< 10	--	--	< 10	< 10	< 10	< 0.2	< 0.2	< 0.2	< 0.2	< 0.2	< 1.0	< 1.0	< 1.0	< 1.0	< 1.0	< 1.0
Phenanthrene	< 0.19	< 0.19	< 0.19	< 0.19	< 0.19	< 0.19	< 10	--	--	< 10	< 10	< 10	< 0.2	< 0.2	< 0.2	< 0.2	< 0.2	< 1.0	< 1.0	< 1.0	< 1.0	< 1.0	< 1.0
Pyrene	< 0.19	< 0.19	< 0.19	< 0.19	**0.022 J**	< 0.19	< 10	--	--	< 10	< 10	< 10	< 0.2	< 0.2	< 0.0002	< 0.2	< 0.2	< 1.0	< 1.0	< 1.0	< 1.0	< 1.0	< 1.0
Inorganic Compounds																							
Aluminum (fume or dust)	--	--	--	--	--	--	--	--	--	--	--	--	0.2 U	0.2 U	0.2 U	0.2 U	0.2 U	**2.6**	**0.084 B**	--	0.2 U	**0.082 B**	0.2 U
Antimony	< 0.020	< 0.020	< 0.020	< 0.020	< 0.020	< 0.020	< 0.0200	--	--	< 0.02	< 0.02	< 0.02	0.01 U	0.006 U	0.02 U	0.006 U	0.02 U	0.02 U	0.02 U	--	0.02 U	0.02 U	0.02 U
Arsenic	< 0.020	< 0.020	< 0.020	< 0.020	< 0.010	< 0.010	<0.0500	--	--	< 0.05	< 0.05	< 0.05	0.01 U	0.01 U	0.01 U	0.01 U	0.01 U	**0.0063 B**	0.01 U	--	0.01 U	0.01 U	0.01 U
Barium	**0.23**	**0.10**	**0.21**	**0.22**	**0.3**	**0.28**	**0.183**	--	--	**0.255**	**0.329**	**0.344**	**0.343**	**0.314**	**0.33**	**0.35**	**0.33**	**0.41**	**0.33**	--	**0.35**	**0.34**	**0.33**
Beryllium	< 0.0040	< 0.0040	< 0.0040	< 0.0040	< 0.0040	< 0.0040	< 0.0100	--	--	< 0.010	< 0.010	< 0.01	0.005 U	0.004 U	0.004 U	0.004 U	0.004 U	0.004 U	0.004 U	--	0.004 U	0.004 U	0.004 U
Cadmium	< 0.0050	< 0.0050	< 0.0050	< 0.0050	< 0.0050	< 0.0050	< 0.0050	--	--	< 0.005	< 0.005	< 0.005	0.002 U	0.005 U	0.005 U	0.005 U	0.005 U	**0.0011 B**	**0.00084 B**	--	0.005 U	0.005 U	0.005 U
Calcium metal	--	--	--	--	--	--	--	--	--	--	--	--	**21.7**	**18.3**	**21**	**23**	**23**	**22**	**21**	--	**22**	**23**	**21**
Chromium	**0.0012 J**	< 0.010	< 0.010	< 0.010	**0.016**	**0.0066 J**	< 0.0100	--	--	< 0.010	< 0.010	< 0.01	0.005 U	0.01 U	0.01 U	0.01 U	0.01 U	**0.0073 B**	0.01 U	--	0.01 U	0.01 U	0.01 U
Cobalt	--	--	--	--	--	--	--	--	--	--	--	--	0.007 U	0.01 U	0.01 U	0.01 U	0.01 U	**0.0077 B**	**0.0045 B**	--	**0.0048 B**	**0.0064 B**	**0.0046 B**
Copper	< 0.020	< 0.020	< 0.020	< 0.020	**0.0042 J**	< 0.020	< 0.0100	--	--	< 0.010	< 0.010	< 0.01	0.025 U	0.02 U	0.02 U	0.02 U	0.02 U	**0.0089 B**	**0.00092 B**	--	**0.0012 B**	0.02 U	0.02 U
Cyanide	< 0.010	< 0.010	< 0.010	< 0.010	< 0.010	< 0.010	< 0.010	--	--	< 0.010	< 0.010	< 0.01	0.01 U	0.01 U	0.01 U	0.01 U	0.01 U	0.01 U	0.01 U	--	0.01 U	0.01 U	0.01 U
Lead	< 0.010	< 0.010	< 0.010	< 0.010	< 0.0050	< 0.0050	< 0.0100	--	--	< 0.010	< 0.010	< 0.01	0.003 U	0.005 U	0.005 U	0.005 U	0.005 U	**0.0038 B**	0.005 U	--	0.005 U	0.005 U	0.005 U
Magnesium	--	--	--	--	--	--	--	--	--	--	--	--	**16.4**	**12.8**	**15**	**17**	**16**	**16**	**15**	--	**16**	**17**	**15**
Mercury	< 0.00020	< 0.00020	< 0.00020	< 0.00020	< 0.00020	< 0.00020	< 0.00020	--	--	< 0.0002	< 0.0002	< 0.0002	0.0002 U	0.0002 U	0.0002 U	**0.00024**	0.0002 U	0.0002 U	0.0002 U	--	0.0002 U	0.0002 U	0.00020 U
Nickel	< 0.040	< 0.040	< 0.040	< 0.040	**0.0030 J**	< 0.040	< 0.0200	--	--	< 0.02	< 0.02	< 0.02	0.04 U	0.04 U	0.04 U	0.04 U	0.04 U	**0.0075 B**	**0.0048 B**	--	0.04 U	**0.006 B**	0.04 U
Potassium	--	--	--	--	--	--	--	--	--	--	--	--	5 U	1 U	**1.2**	**1.2**	**1.1**	**1.4**	**1.4**	--	**1.3**	**1.2**	**1.3**
Selenium	< 0.020	< 0.020	< 0.020	< 0.020	< 0.010	< 0.010	< 0.0200	--	--	< 0.02	< 0.02	< 0.02	0.005 U	0.01 U	0.01 U	0.01 U	0.01 U	0.01 U	0.01 U	--	**0.0055 B**	0.01 U	0.01 U
Sodium	--	--	--	--	--	--	--	--	--	--	--	--	**26.5**	**23.7**	**26**	**30**	**28**	**28**	**26**	--	**28**	**29**	**26**
Thallium	< 0.0010	< 0.0010	< 0.0010	< 0.0010	< 0.0010	< 0.0010	< 1.00	--	--	< 1.00	< 1	< 0.001	0.001 U	0.001 U	0.002 U	0.001 U	0.001 U	0.002 U	0.002 UWN	--	0.002 U	0.002 UW	0.002 U
Vanadium (fume or dust)	< 0.010	< 0.010	< 0.010	< 0.010	0.028	**0.0047 J**	< 0.0100	--	--	**0.0585**	< 0.010	< 0.01	0.007 U	0.01 U	0.01 U	0.01 U	0.01 U	**0.012**	0.01 U	--	0.01 U	0.01 U	0.01 U
Zinc	< 0.020	< 0.020	< 0.020	< 0.020	< 0.020	< 0.020	**0.0708**	--	--	< 0.02	< 0.02	< 0.02	0.02 U	0.02 U	0.02 U	0.02 U	0.02 U	**0.1**	**0.0073 B**	--	0.02 U	**0.007 B**	0.02 U

Notes:
* - Not a HSRA regulated compound
ISCO - *in-situ* chemical oxidation
RRS - Risk Reduction Standard

Data Qualifier Defintions:
-- - Not analyzed
B (Inorganics) - Estimated analyte concentration
D - Analyte concentration reported from secondary dilution
DB - Analyte concentration reported from secondary dilution; analyte detected in method blank
H - Holding time exceeded for sample
J - Estimated analyte concentration
JB (Organic) - Estimated analyte concentration; analyte detected in method blank
Bold = Exceeds the laboratory detection limit
Bold and shaded - Analyte concentration exceeds the Type 1 RRS
JM (Organic) - Estimated analyte concentration; spike sample recovery outside control limits
M (Organic) - Spike sample recovery outside control limits
N - Spike sample recovery outside of control limits
R - Sample data results rejected due to deficiencies in the ability to meet quality control standards
< - Analyte not detected at referenced detection limit
U - Analyte not detected at referenced detection limit
UJ - Analyte not detected; low method bias and/or matrix interference
UN - Analyte not detected; spiked sample recovery outside of control limits
UR - Analyte not detected; data rejected
UWN - Analyte not detected; post digestion spike and spike sample recovery outside control limits

Appendix E-1
Summary of Historical Groundwater Sampling Data - Alluvium, Galliard, and Saprolite Monitoring Wells
January 2001 through July 2018
Atlanta Gas Light Company
Former Manufactured Gas Plant Site
Augusta, Georgia

Chemical Name	Type 1 Risk Reduction Standard	Location ID	MW-207	MW-207	MW-207	MW-207	MW-207	MW-207	MW-207	MW-207	MW-207	MW-207	MW-207	MW-207	MW-207	MW-207	MW-207	MW-207	MW-207
		Sample Date	7/18/2018	1/23/2018	7/25/2017	1/24/2017	7/26/2016	1/19/2016	7/27/2015	1/12/2015	7/17/2014	1/6/2014	7/8/2013	1/7/2013	7/24/2012	1/16/2012	7/5/2011	1/17/2011	7/14/2010
		Unit	Post-ISCO																
Field Parameters																			
Conductivity	*	mS/cm	0.538	0.506	0.508	0.406	0.333	0.546	504	0.513	0.492	0.492	0.532	0.524	0.628	0.523	0.616	0.13	0.603
Dissolved Oxygen (YSI)	*	mg/L	0.17	0.13	0.26	0.49	0.11	0.14	4	0.30	0.86	0.22	0.06	0.14	0.10	4.79	1.43	5.54	0.66
Oxidation Reduction Potential	*	mV	-29.9	-32.3	-13.1	-17.7	-36.9	-69.5	-50	-56.9	75.6	-57.9	-46.0	2.1	-39.4	170.6	-55.4	-14.8	-71.1
pH	*	SU	7.26	5.46	6.15	6.13	6.02	6.88	6.25	6.05	6.2	6.12	6.28	6.32	5.47	2.48	5.65	0.5	6.02
Temperature	*	Celsius	23.11	21	24.76	20.66	24.27	20.82	32.4	16.15	22.19	18.88	21.67	18.83	24.67	18.81	23.62	17.85	25.44
Turbidity	*	NTU	1.09	8.88	2.67	2.19	3.01	3.09	12.4	2.17	0.57	1.59	7.78	0.53	2.13	2.41	9.6	NA	5.73
Monitored Natural Attenuation Parameters																			
Carbon Dioxide	*	µg/L	--	--	--	--	--	--	--	--	--	--	--	--	--	--	--	--	--
Iron	*	mg/L	--	--	--	--	--	--	--	--	--	--	--	--	--	--	--	--	--
Iron, as Ferrous (Fe+2)	*	mg/L	--	--	--	--	--	--	--	--	--	--	--	--	--	--	--	--	--
Manganese, Total	*	mg/L	--	--	--	--	--	--	--	--	--	--	--	--	--	--	--	--	--
Manganese, Dissolved	*	mg/L	--	--	--	--	--	--	--	--	--	--	--	--	--	--	--	--	--
Methane	*	µg/L	--	--	--	--	--	--	--	--	--	--	--	--	--	--	--	--	--
Nitrate	*	mg/L	--	--	--	--	--	--	--	--	--	--	--	--	--	--	--	--	--
Nitrogen	*	mg/L	--	--	--	--	--	--	--	--	--	--	--	--	--	--	--	--	--
Nitrogen, ammonia (as N)	*	mg/L	--	--	--	--	--	--	--	--	--	--	--	--	--	--	--	--	--
Oxygen	*	mg/L	--	--	--	--	--	--	--	--	--	--	--	--	--	--	--	--	--
Sulfate	*	mg/L	--	--	--	--	--	--	--	--	--	--	--	--	--	--	--	--	--
Sulfide	*	mg/L	--	--	--	--	--	--	--	--	--	--	--	--	--	--	--	--	--
Volatile Organic Compounds																			
Acetone	4,000	µg/L	< 50	< 50	< 50	< 50	< 50	< 50	< 50	< 50	< 50	< 50	< 50	< 100	< 100	< 5.0	< 5.0	< 5.0	**14 J**
Benzene	5	µg/L	< 5.0	< 5.0	< 5.0	< 5.0	< 5.0	< 5.0	< 5.0	< 5.0	< 5.0	< 5.0	< 5.0	< 5.0	< 5.0	< 0.25	< 0.25	< 0.25	< 5.0
Carbon Disulfide	4,000	µg/L	< 5.0	< 5.0	< 5.0	< 5.0	**11**	< 5.0	< 5.0	< 5.0	< 5.0	< 5.0	< 5.0	< 5.0	< 5.0	< 0.60	< 0.60 *	< 0.60	< 5.0
Ethylbenzene	700	µg/L	< 5.0	< 5.0	< 5.0	< 5.0	< 5.0	< 5.0	< 5.0	< 5.0	< 5.0	< 5.0	< 5.0	< 5.0	< 5.0	< 0.11	< 0.11	< 0.11	< 5.0
Methylene Chloride	5	µg/L	< 5.0	< 5.0	< 5.0	< 5.0	< 5.0	< 5.0	< 5.0	< 5.0	< 5.0	< 5.0	< 5.0	< 5.0	< 5.0	< 1.0	**3.3 JB ***	< 1.0	< 5.0
Toluene	1,000	µg/L	< 5.0	< 5.0	< 5.0	< 5.0	< 5.0	< 5.0	< 5.0	< 5.0	< 5.0	< 5.0	< 5.0	< 5.0	< 5.0	< 0.33	< 0.33	< 0.33	< 5.0
Trichloroethylene	5	µg/L	< 5.0	< 5.0	< 5.0	< 5.0	< 5.0	< 5.0	< 5.0	< 5.0	< 5.0	< 5.0	< 5.0	< 5.0	< 5.0	< 0.13	< 0.13	< 0.13	< 5.0
Xylenes, total	2,000	µg/L	< 5.0	< 5.0	< 5.0	< 5.0	< 5.0	< 5.0	< 5.0	< 5.0	< 5.0	< 5.0	< 5.0	< 5.0	< 5.0	< 0.20	< 0.20	< 0.20	< 5.0
Semivolatile Organic Compounds																			
2-Methylnaphthalene	*	µg/L	--	--	--	--	--	--	--	--	--	--	--	--	--	--	--	--	--
Acenaphthene	2,000	µg/L	< 0.5	< 0.5	< 0.5	< 0.5	< 0.5	< 0.5	< 0.5	< 0.50	< 0.50	< 0.50	< 0.50	< 0.20	< 0.21	< 0.10	< 0.11	< 0.099	< 0.19
Acenaphthylene	10	µg/L	< 1.0	< 1.0	< 1.0	< 1.0	< 1.0	< 1.0	< 1.0	< 1.0	< 1.0	< 1.0	< 1.0	< 0.20	< 0.21	< 0.10	< 0.11	< 0.099	< 0.19
Anthracene	10	µg/L	< 0.05	< 0.05	< 0.05	< 0.05	< 0.05	< 0.05	< 0.05	< 0.050	< 0.050	< 0.050	< 0.050	< 0.20	< 0.21	< 0.10	< 0.11	< 0.099	< 0.19
Benz(a)anthracene	0.1	µg/L	< 0.05	< 0.05	< 0.05	< 0.05	< 0.05	< 0.05	< 0.05	< 0.050	< 0.050	< 0.050	< 0.050	< 0.20	< 0.21	< 0.10	< 0.11	< 0.099	< 0.19
Benzo(a)pyrene	0.2	µg/L	< 0.05	< 0.05	< 0.05	< 0.05	< 0.05	< 0.05	< 0.05	< 0.050	< 0.050	< 0.050	< 0.050	< 0.20	< 0.21	< 0.10	< 0.11	< 0.099	< 0.19
Benzo(b)fluoranthene	0.2	µg/L	< 0.1	< 0.1	< 0.1	< 0.1	< 0.1	< 0.1	< 0.1	< 0.10	< 0.10	< 0.10	< 0.10	< 0.20	< 0.21	< 0.10	< 0.11	< 0.099	< 0.19
Benzo(g,h,i)perylene	10	µg/L	< 0.1	< 0.1	< 0.1	< 0.1	< 0.1	< 0.1	< 0.1	< 0.10	< 0.10	< 0.10	< 0.10	< 0.20	< 0.21	< 0.10	< 0.11	< 0.099	< 0.19
Benzo(k)fluoranthene	10	µg/L	< 0.05	< 0.05	< 0.05	< 0.05	< 0.05	< 0.05	< 0.05	< 0.050	< 0.050	< 0.050	< 0.050	< 0.20	< 0.21	< 0.10	< 0.11	< 0.099	< 0.19
Chrysene	0.2	µg/L	< 0.05	< 0.05	< 0.05	< 0.05	< 0.05	< 0.05	< 0.05	< 0.050	< 0.050	< 0.050	< 0.050	< 0.20	< 0.21	< 0.046	< 0.049	< 0.045	< 0.19
Dibenzo(a,h)anthracene	0.3	µg/L	< 0.1	< 0.1	< 0.1	< 0.1	< 0.1	< 0.1	< 0.1	< 0.10	< 0.10	< 0.10	< 0.10	< 0.20	< 0.21	< 0.10	< 0.11	< 0.099	< 0.19
Dibenzofuran	1	µg/L	--	--	--	--	--	--	--	--	--	--	--	--	--	--	--	--	--
Fluoranthene	1,000	µg/L	< 0.1	< 0.1	< 0.1	< 0.1	< 0.1	< 0.1	< 0.1	< 0.10	< 0.10	< 0.10	< 0.10	< 0.20	< 0.21	< 0.10	< 0.11	< 0.099	< 0.19
Fluorene	1,000	µg/L	< 0.1	< 0.1	< 0.1	< 0.1	< 0.1	< 0.1	< 0.1	< 0.10	< 0.10	< 0.10	< 0.10	< 0.20	< 0.21	< 0.10	< 0.11	< 0.099	< 0.19
Indeno(1,2,3-cd)pyrene	0.4	µg/L	< 0.05	< 0.05	< 0.05	< 0.05	< 0.05	< 0.05	< 0.05	**0.058**	< 0.050	< 0.050	< 0.050	< 0.20	< 0.21	< 0.10	< 0.11	< 0.099	< 0.19
Naphthalene	20	µg/L	< 0.5	< 0.5	< 0.5	< 0.5	< 0.5	< 0.5	< 0.5	< 0.50	< 0.50	< 0.50	< 0.50	< 0.20	< 0.21	< 0.10	< 0.11	< 0.099	< 0.19
Phenanthrene	10	µg/L	< 0.05	< 0.05	< 0.05	< 0.05	< 0.05	< 0.05	< 0.05	< 0.50	< 0.050	< 0.050	< 0.050	< 0.20	< 0.21	< 0.10	< 0.11	< 0.099	< 0.19
Pyrene	1,000	µg/L	< 0.05	< 0.05	< 0.05	< 0.05	< 0.05	< 0.05	< 0.05	< 0.050	< 0.050	< 0.050	< 0.050	< 0.20	< 0.21	< 0.10	< 0.11	< 0.099	< 0.19
Inorganic Compounds																			
Aluminum (fume or dust)	*	mg/L	--	--	--	--	--	--	--	--	--	--	--	--	--	--	--	--	--
Antimony	0.01	mg/L	< 0.006	< 0.006	< 0.006	< 0.006	< 0.006	< 0.006	< 0.02	< 0.0200	< 0.0200	< 0.0200	< 0.0200	< 0.020	< 0.020	< 0.0053	< 0.0053	< 0.0053	< 0.020
Arsenic	0.05	mg/L	< 0.05	< 0.05	< 0.05	< 0.05	< 0.05	< 0.05	< 0.05	< 0.0500	< 0.0500	< 0.0500	< 0.0500	< 0.020	< 0.020	**0.013 J**	**0.0095 J**	**0.0046 J**	**0.0082 JB**
Barium	2	mg/L	**0.309**	**0.251**	**0.259**	**0.212**	**0.211**	**0.357**	**0.305**	**0.271**	**0.262**	**0.353**	**0.290**	**0.35**	**0.34**	**0.34**	**0.31**	**0.33**	**0.25**
Beryllium	0.004	mg/L	< 0.004	< 0.004	< 0.004	< 0.004	< 0.004	< 0.004	< 0.01	< 0.0100	< 0.0100	< 0.0100	< 0.0100	< 0.0040	< 0.0040	< 0.00020	< 0.00020	**0.00024 J**	< 0.0040
Cadmium	0.005	mg/L	< 0.005	< 0.005	< 0.005	< 0.005	< 0.005	< 0.005	< 0.005	< 0.0050	< 0.0050	< 0.0050	**0.0062**	< 0.0050	< 0.0050	< 0.0020	< 0.0020	< 0.0020	< 0.0050
Calcium metal	*	mg/L	--	--	--	--	--	--	--	--	--	--	--	--	--	--	--	--	--
Chromium	0.1	mg/L	< 0.01	< 0.01	< 0.01	< 0.01	< 0.01	< 0.01	< 0.01	< 0.0100	< 0.0100	< 0.0100	< 0.0100	< 0.010	< 0.010	**0.0016 J**	**0.0030 J**	**0.0022 J**	**0.0021 J**
Cobalt	*	mg/L	--	--	--	--	--	--	--	--	--	--	--	--	--	--	--	--	--
Copper	1.3	mg/L	< 0.01	< 0.01	< 0.01	< 0.01	< 0.01	< 0.01	< 0.01	< 0.0100	< 0.0100	< 0.0100	< 0.0100	< 0.020	< 0.020	< 0.0019	< 0.0019	< 0.0019	< 0.020
Cyanide	0.2	mg/L	< 0.01	< 0.01	**0.029**	< 0.01	< 0.01	< 0.01	< 0.01	< 0.010	< 0.010	< 0.010	< 0.010	< 0.010	**0.012**	**0.0060 J**	**0.017**	< 0.0050	< 0.010
Lead	0.015	mg/L	< 0.01	< 0.01	< 0.01	< 0.01	< 0.01	< 0.01	< 0.01	< 0.0100	< 0.0100	< 0.0100	< 0.0100	< 0.010	< 0.010	< 0.0040	< 0.0040	< 0.0040	< 0.010
Magnesium	*	mg/L	--	--	--	--	--	--	--	--	--	--	--	--	--	--	--	--	--
Mercury	0.002	mg/L	< 0.0002	< 0.0002	< 0.0002	< 0.0002	< 0.0002	< 0.0002	< 0.0002	< 0.00020	< 0.00020	< 0.00020	< 0.00020	< 0.00020	< 0.00020	< 0.000091	< 0.000091	< 0.000091	< 0.00020
Nickel	0.1	mg/L	< 0.02	< 0.02	< 0.02	< 0.02	< 0.02	< 0.02	< 0.02	< 0.0200	< 0.0200	< 0.0200	< 0.0200	< 0.040	< 0.040	**0.0076 J**	**0.0056 J**	**0.0074 J**	**0.0031 J**
Potassium	*	mg/L	--	--	--	--	--	--	--	--	--	--	--	--	--	--	--	--	--
Selenium	0.05	mg/L	< 0.02	< 0.02	< 0.02	< 0.02	< 0.02	< 0.02	< 0.02	< 0.0200	< 0.0200	< 0.0200	< 0.0200	< 0.020	< 0.020	< 0.0064	< 0.0064	< 0.0064	< 0.020
Sodium	*	mg/L	--	--	--	--	--	--	--	--	--	--	--	--	--	--	--	--	--
Thallium	0.002	mg/L	< 0.002	< 0.002	< 0.002	< 0.002	< 0.002	< 0.002	< 0.02	< 0.0200	< 0.0200	< 0.0200	< 0.0200	< 0.0010	< 0.0010	< 0.00025	< 0.00025	< 0.00025	< 0.0010
Vanadium (fume or dust)	0.2	mg/L	< 0.01	< 0.01	< 0.01	< 0.01	< 0.01	< 0.01	< 0.01	< 0.0100	< 0.0100	< 0.0100	< 0.0100	< 0.010	< 0.010	**0.0051 J**	**0.0083 J**	**0.0048 J**	**0.0063**
Zinc	2	mg/L	< 0.02	< 0.02	< 0.02	< 0.02	< 0.02	< 0.02	< 0.02	< 0.0200	< 0.0200	< 0.0200	< 0.0200	< 0.020	< 0.020	< 0.0087	< 0.0087	< 0.0087	< 0.020

Chemical Name	Type 1 Risk Reduction Standard	Location ID	MW-207	MW-207	MW-207	MW-207	MW-207	MW-207	MW-207	MW-207	MW-207	MW-207	MW-207	MW-207	MW-207	MW-207	MW-207	MW-207	MW-207	MW-207	MW-207
		Sample Date	1/6/2010	7/27/2009	1/15/2009	7/15/2008	1/9/2009	7/10/2007	2/15/2007	7/11/2006	1/11/2006	7/21/2005	1/19/2005	7/16/2004	1/23/2004	7/20/2003	1/20/2003	7/9/2002	1/17/2002	7/11/2001	1/18/2001
		Unit	Post-ISCO									Pre-ISCO									
Field Parameters																					
Conductivity	*	mS/cm	0.586	0.672	1.01	0.635	0.709	0.531	0.709	0.646	--	--	--	--	--	--	--	--	--	--	--
Dissolved Oxygen (YSI)	*	mg/L	4.48	3.56	5.85	0.39	0.31	0.30	0.78	0.28	--	--	--	--	--	--	--	--	--	--	--
Oxidation Reduction Potential	*	mV	-48.9	-36.9	-35.4	-58	-61.8	-41.9	-47.9	-70.7	--	--	--	--	--	--	--	--	--	--	--
pH	*	SU	5.98	6.18	0.589	6.03	6.03	6.10	6.05	6.04	--	--	--	--	--	--	--	--	--	--	--
Temperature	*	Celsius	15.33	26.85	16.77	22.56	21.04	23.31	17.71	23.39	--	--	--	--	--	--	--	--	--	--	--
Turbidity	*	NTU	9.5	30	3.3	4.83	0.99	4.14	4.47	3.21	--	--	--	--	--	--	--	--	--	--	--
Monitored Natural Attenuation Parameters																					
Carbon Dioxide	*	µg/L	--	--	--	--	--	--	--	--	--	--	--	--	--	--	--	--	--	--	--
Iron	*	mg/L	--	--	--	--	--	--	--	--	65.3	68.7	71	70	75	80	69	78	75	82	75
Iron, as Ferrous (Fe+2)	*	mg/L	--	--	--	--	--	--	--	--	--	--	--	--	--	--	--	--	--	--	--
Manganese, Total	*	mg/L	--	--	--	--	--	--	--	--	0.94	0.981	1.1	1.2	1.3	1.1	1.2	1.3	1.3 N	1.1 N	1.2
Manganese, Dissolved	*	mg/L	--	--	--	--	--	--	--	--	--	--	--	--	--	--	--	--	--	--	--
Methane	*	µg/L	--	--	--	--	--	--	--	--	--	--	--	--	--	--	--	--	--	--	--
Nitrate	*	mg/L	--	--	--	--	--	--	--	--	--	--	--	--	--	--	--	--	--	--	--
Nitrogen	*	mg/L	--	--	--	--	--	--	--	--	--	--	--	--	--	--	--	--	--	--	--
Nitrogen, ammonia (as N)	*	mg/L	--	--	--	--	--	--	--	--	--	--	--	--	--	--	--	--	--	--	--
Oxygen	*	mg/L	--	--	--	--	--	--	--	--	--	--	--	--	--	--	--	--	--	--	--
Sulfate	*	mg/L	--	--	--	--	--	--	--	--	--	--	--	--	--	--	--	--	--	--	--
Sulfide	*	mg/L	--	--	--	--	--	--	--	--	--	--	--	--	--	--	--	--	--	--	--
Volatile Organic Compounds																					
Acetone	4,000	µg/L	< 100	< 100	< 100	**13 J**	< 50	< 50	< 50	< 50	< 10	< 25	< 25	< 25	< 25	< 25	**26**	< 25	**120**	< 25	< 25
Benzene	5	µg/L	< 5.0	< 5.0	< 5.0	< 5.0	< 5.0	< 5	< 5	< 5	< 1.0	< 1.0	< 1.0	< 1.0	< 1.0	< 1.0	< 1.0	< 1.0	< 1.0	< 1.0	< 1.0
Carbon Disulfide	4,000	µg/L	< 5.0	< 5.0	< 5.0	< 5.0	< 5.0	< 5	< 5	< 5	< 1.0	< 1.0	< 1.0	< 1.0	< 1.0	< 1.0	< 1.0	< 1.0	< 1.0	< 1.0	< 1.0
Ethylbenzene	700	µg/L	< 5.0	< 5.0	< 5.0	< 5.0	< 5.0	< 5	< 5	< 5	< 1.0	< 1.0	< 1.0	< 1.0	< 1.0	< 1.0	**0.23 J**	< 1.0	< 1.0	< 1.0	< 1.0
Methylene Chloride	5	µg/L	< 5.0	< 5.0	< 5.0	< 5.0	< 5.0	< 5	< 5	< 5	< 1.0	< 5.0	< 5.0	< 5.0	< 5.0	< 5.0	< 5.0	< 5.0	< 5.0	< 5.0	< 5.0
Toluene	1,000	µg/L	< 5.0	< 5.0	< 5.0	< 5.0	< 5.0	< 5	< 5	< 5	< 1.0	< 1.0	< 1.0	< 1.0	< 1.0	< 1.0	**0.65 J**	< 1.0	< 1.0	< 1.0	< 1.0
Trichloroethylene	5	µg/L	< 5.0	< 5.0	< 5.0	< 5.0	< 5.0	< 5	< 5	< 5	< 1.0	< 1.0	< 1.0	< 1.0	< 1.0	< 1.0	< 1.0	< 1.0	< 1.0	< 1.0	< 1.0
Xylenes, total	2,000	µg/L	< 5.0	< 5.0	< 5.0	< 5.0	< 5.0	< 5	< 5	< 5	< 2.0	< 2.0	< 2.0	< 2.0	< 2.0	< 2.0	**0.17 JB**	< 2.0	< 2.0	< 2.0	< 2.0
Semivolatile Organic Compounds																					
2-Methylnaphthalene	*	µg/L	--	--	--	--	--	--	--	--	< 0.2	< 0.2	< 0.2	< 0.2	< 0.2	< 10	< 10	< 10	< 10	< 10	< 10
Acenaphthene	2,000	µg/L	< 0.19	< 0.20	< 0.19	< 0.20	< 10	< 10	< 10	< 10	< 0.2	< 0.2	< 0.2	< 0.2	< 0.2	< 10	< 10	< 10	< 10	< 10	< 10
Acenaphthylene	10	µg/L	< 0.19	< 0.20	< 0.19	< 0.20	< 10	< 10	< 10	< 10	< 0.2	< 0.2	< 0.2	< 0.2	< 0.2	< 10	< 10	< 10	< 10	< 10	< 10
Anthracene	10	µg/L	< 0.19	< 0.20	< 0.19	< 0.20	< 10	< 10	< 10	< 10	< 0.2	< 0.2	< 0.2	< 0.2	< 0.2	< 10	< 10	< 10	< 10	< 10	< 10
Benz(a)anthracene	0.1	µg/L	< 0.19	< 0.20	< 0.19	< 0.20	<0.050	< 0.05	< 0.05	< 0.05	< 0.2	< 0.2	< 0.2	< 0.2	< 0.2	< 10	< 10	< 10	< 10	< 10	< 10
Benzo(a)pyrene	0.2	µg/L	< 0.19	< 0.20	< 0.19	< 0.20	<0.050	< 0.05	< 0.05	< 0.05	< 0.2	< 0.2	< 0.2	< 0.2	< 0.2	< 10	< 10	< 10	< 10	< 10	< 10
Benzo(b)fluoranthene	0.2	µg/L	< 0.19	< 0.20	< 0.19	< 0.20	<0.10	< 0.1	< 0.1	< 0.1	< 0.2	< 0.2	< 0.2	< 0.2	< 0.2	< 10	< 10	< 10	< 10	< 10	< 10
Benzo(g,h,i)perylene	10	µg/L	< 0.19	< 0.20	< 0.19	< 0.20	< 10	< 10	< 10	< 10	< 0.2	< 0.2	< 0.2	< 0.2	< 0.2	< 10	< 10	< 10	< 10	< 10	< 10
Benzo(k)fluoranthene	10	µg/L	< 0.19	< 0.20	< 0.19	< 0.20	< 10	< 10	< 10	< 10	< 0.2	< 0.2	< 0.2	< 0.2	< 0.2	< 10	< 10	< 10	< 10	< 10	< 10
Chrysene	0.2	µg/L	< 0.19	< 0.20	< 0.19	< 0.20	<0.050	< 0.05	< 0.05	< 0.05	< 0.2	< 0.2	< 0.2	< 0.2	< 0.2	< 10	< 10	< 10	< 10	< 10	< 10
Dibenzo(a,h)anthracene	0.3	µg/L	< 0.19	< 0.20	< 0.19	< 0.20	<0.10	< 0.1	< 0.1	< 0.1	< 0.2	< 0.2	< 0.2	< 0.2	< 0.2	< 10	< 10	< 10	< 10	< 10	< 10
Dibenzofuran	1	µg/L	--	--	--	--	--	--	--	--	< 1.0	< 0.2	< 0.2	< 0.2	< 0.2	< 10	< 10	< 10	< 10	< 10	< 10
Fluoranthene	1,000	µg/L	< 0.19	< 0.20	< 0.19	< 0.20	< 10	< 10	< 10	< 10	< 0.2	< 0.2	< 0.2	< 0.2	< 0.2	< 10	< 10	< 10	< 10	< 10	< 10
Fluorene	1,000	µg/L	< 0.19	< 0.20	< 0.19	< 0.20	< 10	< 10	< 10	< 10	< 0.2	< 0.2	< 0.2	< 0.2	< 0.2	< 10	< 10	< 10	< 10	< 10	< 10
Indeno(1,2,3-cd)pyrene	0.4	µg/L	< 0.19	< 0.20	< 0.19	< 0.20	<0.050	< 0.05	< 0.05	< 0.05	< 0.2	< 0.2	< 0.2	< 0.2	< 0.2	< 10	< 10	< 10	< 10	< 10	< 10
Naphthalene	20	µg/L	< 0.19	< 0.20	< 0.19	**0.12 J**	< 10	< 10	< 10	< 10	< 0.2	< 0.2	< 0.2	< 0.2	< 0.2	< 10	< 10	< 10	< 10	< 10	< 10
Phenanthrene	10	µg/L	< 0.19	< 0.20	< 0.19	< 0.20	< 10	< 10	< 10	< 10	< 0.2	< 0.2	< 0.2	< 0.2	< 0.2	< 10	< 10	< 10	< 10	< 10	< 10
Pyrene	1,000	µg/L	< 0.19	< 0.20	< 0.19	< 0.20	< 10	< 10	< 10	< 10	< 0.2	< 0.2	< 0.2	< 0.2	< 0.2	< 10	< 10	< 10	< 10	< 10	< 10
Inorganic Compounds																					
Aluminum (fume or dust)	*	mg/L	--	--	--	--	--	--	--	--	< 0.2	< 0.2	< 0.2	< 0.2	< 0.2	< 0.2	< 0.2	< 0.2	< 0.2	< 0.2	**0.11 B**
Antimony	0.01	mg/L	< 0.020	< 0.020	< 0.020	< 0.020	< 0.0200	< 0.02	< 0.02	< 0.02	< 0.01	< 0.006	< 0.02	< 0.006	< 0.02	< 0.02	< 0.02	< 0.02	< 0.02	< 0.02	< 0.02
Arsenic	0.05	mg/L	< 0.020	< 0.020	**0.0063 J**	**0.0100 J**	<0.0500	< 0.05	< 0.05	< 0.05	< 0.01	< 0.01	< 0.01	< 0.01	< 0.01	< 0.01	**0.0048 B**	**0.0075 J**	**0.0087 B**	**0.0064 B**	< 0.01
Barium	2	mg/L	**0.29**	**0.3**	**0.35**	**0.34**	**0.366**	**0.335**	**0.323**	**0.347**	**0.335**	**0.379**	**0.38**	**0.41**	**0.41**	**0.37**	**0.4**	**0.4**	**0.4**	**0.39**	**0.41**
Beryllium	0.004	mg/L	< 0.0040	< 0.0040	< 0.0040	< 0.0040	< 0.0100	< 0.010	< 0.010	< 0.010	< 0.005	< 0.004	< 0.004	< 0.004	< 0.004	< 0.004	< 0.004	< 0.004	**0.00079 B**	< 0.004	< 0.004
Cadmium	0.005	mg/L	< 0.0050	< 0.0050	< 0.0050	< 0.0050	< 0.0050	< 0.005	< 0.005	< 0.005	< 0.002	< 0.005	< 0.005	< 0.005	< 0.005	< 0.005	< 0.005	< 0.005	< 0.005	< 0.005	**0.0022 B**
Calcium metal	*	mg/L	--	--	--	--	--	--	--	--	**15.4**	**15.6**	**16**	**18**	**19**	**16**	**17**	**17**	**17**	**16**	**17**
Chromium	0.1	mg/L	< 0.010	< 0.010	**0.0020 J**	**0.0019 J**	< 0.0100	< 0.010	< 0.010	< 0.010	< 0.005	< 0.01	< 0.01	< 0.01	< 0.01	< 0.01	< 0.01	< 0.01	< 0.01	< 0.01N	< 0.01
Cobalt	*	mg/L	--	--	--	--	--	--	--	--	**0.0182**	**0.0178**	**0.019**	**0.018**	**0.017**	**0.02**	**0.018**	**0.02**	**0.019**	**0.018**	**0.02**
Copper	1.3	mg/L	< 0.020	< 0.020	< 0.020	< 0.020	< 0.0100	< 0.010	< 0.010	< 0.010	0.0< 25	< 0.02	< 0.02	< 0.02	< 0.02	< 0.02	**0.0011 B**	< 0.02	< 0.02	< 0.02N	**0.0016 B**
Cyanide	0.2	mg/L	< 0.010	< 0.010	**0.0050 J**	< 0.010	< 0.010	< 0.010	< 0.010	< 0.010	< 0.01	< 0.01	< 0.01	< 0.01	< 0.01	< 0.015	**0.0051 B**	**0.0058 J**	**0.0059 B**	**0.0076 B**	< 0.01
Lead	0.015	mg/L	< 0.010	< 0.010	< 0.0050	< 0.0050	< 0.0100	< 0.010	< 0.010	< 0.010	< 0.003	< 0.005	< 0.005	< 0.005	< 0.005	< 0.005	< 0.005	< 0.005	< 0.005	**0.0015 B**	< 0.005
Magnesium	*	mg/L	--	--	--	--	--	--	--	--	**18.6**	**17.4**	**18**	**18**	**18**	**16**	**17**	**18**	**18**	**18**	**17**
Mercury	0.002	mg/L	< 0.00020	< 0.00020	< 0.00020	< 0.00020	< 0.00020	< 0.0002	< 0.0002	< 0.0002	< 0.0002	< 0.0002	< 0.0002	< 0.0002	< 0.0002	< 0.0002	**0.00014 B**	< 0.0002	< 0.0002	< 0.0002	< 0.0002
Nickel	0.1	mg/L	< 0.040	< 0.040	**0.0070 J**	**0.0065 J**	< 0.0200	< 0.02	< 0.02	0.02 U	< 0.04	< 0.04	< 0.04	< 0.04	< 0.04	< 0.04	**0.0062 B**	**0.0096 J**	**0.0077 B**	**0.0058 B**	**0.0075 B**
Potassium	*	mg/L	--	--	--	--	--	--	--	--	5 U	**1.26**	**1.6**	**1.8**	**1.8**	**1.8**	**1.6**	**1.7**	**1.8 N**	**1.5**	**1.8**
Selenium	0.05	mg/L	< 0.020	< 0.020	< 0.010	< 0.010	< 0.0200	< 0.02	< 0.02	0.02 U	< 0.005	< 0.01	< 0.01	< 0.01	< 0.01	< 0.01	**0.0061 B**	< 0.01	< 0.01	< 0.01	< 0.01
Sodium	*	mg/L	--	--	--	--	--	--	--	--	**53**	**51.9**	**49**	**52**	**43**	**50**	**53**	**44**	**40**	**51**	**44**
Thallium	0.002	mg/L	< 0.0010	< 0.0010	< 0.0010	< 0.0010	< 1.00	< 1.00	< 1	< 0.001	< 0.001	< 0.001	< 0.002	< 0.001	< 0.001	< 0.002	< 0.002WN	< 0.002J	< 0.002	< 0.002	< 0.002
Vanadium (fume or dust)	0.2	mg/L	< 0.010	< 0.010	**0.0045 J**	**0.0060 J**	< 0.0100	< 0.010	**0.103**	< 0.007	< 0.007	< 0.01	< 0.01	< 0.01	< 0.01	< 0.01	**0.0036 B**	< 0.004	**0.0044 B**	**0.0042 B**	< 0.01
Zinc	2	mg/L	< 0.020	< 0.020	< 0.020	< 0.020	< 0.0200	< 0.02	< 0.02	< 0.02	< 0.02	< 0.02	< 0.02	< 0.02	< 0.02	**0.03**	< 0.02	< 0.02	**0.035**	< 0.02	**0.0069 B**

Notes:
* - Not a HSRA regulated compound
ISCO - *in-situ* chemical oxidation
RRS - Risk Reduction Standard

Data Qualifier Defintions:
-- - Not analyzed
B (Inorganics) - Estimated analyte concentration
D - Analyte concentration reported from secondary dilution
DB - Analyte concentration reported from secondary dilution; analyte detected in method blank
H - Holding time exceeded for sample
J - Estimated analyte concentration
JB (Organic) - Estimated analyte concentration; analyte detected in method blank
Bold = Exceeds the laboratory detection limit
Bold and shaded - Analyte concentration exceeds the Type 1 RRS
JM (Organic) - Estimated analyte concentration; spike sample recovery outside control limits
M (Organic) - Spike sample recovery outside control limits
N - Spike sample recovery outside of control limits
R - Sample data results rejected due to deficiencies in the ability to meet quality control standards
< - Analyte not detected at referenced detection limit
UJ - Analyte not detected; low method bias and/or matrix interference
UN - Analyte not detected; spiked sample recovery outside of control limits
UR - Analyte not detected; data rejected
UWN - Analyte not detected; post digestion spike and spike sample recovery outside control limits

Appendix E-1
Summary of Historical Groundwater Sampling Data - Alluvium, Galliard, and Saprolite Monitoring Wells
January 2001 through July 2018
Atlanta Gas Light Company
Former Manufactured Gas Plant Site
Augusta, Georgia

Chemical Name	Type 1 Risk Reduction Standard	Location ID	MW-211	MW-211	MW-211	MW-211	MW-211	MW-211	MW-211	MW-211	MW-211	MW-211	MW-211	MW-211	MW-211	MW-211	MW-211	MW-211	MW-211	MW-211
		Sample Date	7/23/2009	1/15/2009	7/17/2008	1/9/2008	7/10/2007	2/13/2007	7/14/2006	1/17/2006	7/20/2005	1/19/2005	7/15/2004	1/24/2004	7/16/2003	1/16/2003	7/12/2002	1/21/2002	7/12/2001	1/16/2001
		Unit	Post-ISCO								Pre-ISCO									
Field Parameters																				
Conductivity	*	mS/cm	0.201	0.84	0.3	0.218	0.3	0.622	0.35	--	--	--	--	--	--	--	--	--	--	--
Dissolved Oxygen (YSI)	*	mg/L	0.11	5.92	0.37	0.22	0.27	0.14	0.67	--	--	--	--	--	--	--	--	--	--	--
Oxidation Reduction Potential	*	mV	-83.7	-16.5	-201	-91.0	-92.7	-28.5	-66.7	--	--	--	--	--	--	--	--	--	--	--
pH	*	SU	6.3	0.307	6.13	6.17	6.18	6.13	6.28	--	--	--	--	--	--	--	--	--	--	--
Temperature	*	Celsius	22.91	20.41	22.88	21.36	22.30	17.34	21.09	--	--	--	--	--	--	--	--	--	--	--
Turbidity	*	NTU	5.1	4.3	7.29	9.37	2.80	0.84	4.82	--	--	--	--	--	--	--	--	--	--	--
Monitored Natural Attenuation Parameters																				
Carbon Dioxide	*	µg/L	880	710	990	< 1000	< 1000	--	720	--	--	--	--	--	--	--	--	--	--	--
Iron	*	mg/L	--	--	--	--	--	--	14.4	15.9	2.31	0.05 U	0.05 U	3.6	0.04 U	0.050 U	0.028 B	0.05 U	0.13	0.031 B
Iron, as Ferrous (Fe+2)	*	mg/L	1.6 HF	1.2 HF	4.1	7.10	13.4	12.2	12.9	--	--	--	--	--	--	--	--	--	--	--
Manganese, Total	*	mg/L	--	--	--	--	--	--	2.98	2.72	0.399	0.82	0.49	2.1	0.77	0.91	0.55	0.92	1.2	0.72
Manganese, Dissolved	*	mg/L	--	--	--	--	--	--	2.23	--	--	--	--	--	--	--	--	--	--	--
Methane	*	µg/L	670	260	150	100	3,000	140	220	--	--	--	--	--	--	--	--	--	--	--
Nitrate	*	mg/L	< 1.1	0.26	0.66	0.32	< 0.25	0.64	1.1	--	--	--	--	--	--	--	--	--	--	--
Nitrogen	*	mg/L	--	--	--	--	--	--	17	--	--	--	--	--	--	--	--	--	--	--
Nitrogen, ammonia (as N)	*	mg/L	--	--	--	--	--	--	0.89	--	--	--	--	--	--	--	--	--	--	--
Oxygen	*	mg/L	0.98	1.2	1.1	3.3	1.7	1.1	1.2	--	--	--	--	--	--	--	--	--	--	--
Sulfate	*	mg/L	5.6	20	16	17	18	23	37	--	--	--	--	--	--	--	--	--	--	--
Sulfide	*	mg/L	--	--	--	--	--	--	2 U	--	--	--	--	--	--	--	--	--	--	--
Volatile Organic Compounds																				
Acetone	4,000	µg/L	< 100	< 100	< 100	< 50	< 50	< 50	50 U	10 U	25 U	25 U	25 U	25 U	25 U	25 U	25 U	25 U	25 U	25 U
Benzene	5	µg/L	< 5.0	< 5.0	< 5.0	< 5.0	< 5	< 5	5 U	1.0 U	1.0 U	1.0 U	1.0 U	1.0 U	1.0 U	1.0 U	1.0 U	1.0 U	1.0 U	**0.79 J**
Carbon Disulfide	4,000	µg/L	< 5.0	< 5.0	< 5.0	< 5.0	< 5	< 5	5 U	1.0 U	1.0 U	1.0 U	1.0 U	1.0 U	**1.0**	1.0 U	1.0 U	1.0 U	**0.58 J**	1.0 U
Ethylbenzene	700	µg/L	< 5.0	< 5.0	< 5.0	< 5.0	< 5	< 5	5 U	1.0 U	1.0 U	1.0 U	1.0 U	1.0 U	1.0 U	1.0 U	1.0 U	1.0 U	1.0 U	**0.17 J**
Methylene Chloride	5	µg/L	< 5.0	< 5.0	< 5.0	< 5.0	< 5	< 5	5 U	1.0 U	5.0 U	5.0 U	5.0 U	5.0 U	5.0 U	5.0 U	**0.32 J**	5.0 U	5.0 U	5.0 U
Toluene	1,000	µg/L	< 5.0	< 5.0	< 5.0	< 5.0	< 5	< 5	5 U	1.0 U	1.0 U	1.0 U	1.0 U	1.0 U	1.0 U	1.0 U	1.0 U	1.0 U	1.0 U	1.0 U
Trichloroethylene	5	µg/L	**5.7**	**1.4 J**	**2.5 J**	< 5.0	**5.8**	< 5	**8.2**	**3.3**	1.0 U	**3.2**	**2.2**	**2.4**	**5**	**4.4**	**4.7**	**5.4**	**7.3**	**0.74**
Xylenes, total	2,000	µg/L	< 5.0	< 5.0	< 5.0	< 5.0	< 5	< 5	5 U	2.0 U	2.0 U	2.0 U	2.0 U	2.0 U	2.0 U	2.0 U	2.0 U	2.0 U	2.0 U	2.0 U
Semivolatile Organic Compounds																				
2-Methylnaphthalene	*	µg/L	--	--	--	--	--	--	--	0.2 U	0.2 U	0.2 U	0.2 U	0.2 U	10 U	10 U	10 U	10 U	10 U	10 U
Acenaphthene	2,000	µg/L	< 0.19	< 0.19	< 0.19	< 10	< 10	< 10	10 U	0.2 U	0.2 U	0.2 U	0.2 U	0.2 U	10 U	10 U	10 U	10 U	10 U	10 U
Acenaphthylene	10	µg/L	< 0.19	< 0.19	< 0.19	< 10	< 10	< 10	10 U	0.2 U	0.2 U	0.2 U	0.2 U	0.2 U	10 U	10 U	10 U	10 U	10 U	10 U
Anthracene	10	µg/L	< 0.19	< 0.19	< 0.19	< 10	< 10	< 10	10 U	0.2 U	0.2 U	0.2 U	0.2 U	0.2 U	10 U	10 U	10 U	10 U	10 U	10 U
Benz(a)anthracene	0.1	µg/L	< 0.19	< 0.19	< 0.19	< 0.050	< 0.05	< 0.05	0.05 U	0.2 U	0.2 U	0.2 U	0.2 U	0.2 U	10 U	10 U	10 U	10 U	10 U	10 U
Benzo(a)pyrene	0.2	µg/L	< 0.19	< 0.19	< 0.19	< 0.050	< 0.05	< 0.05	0.05 U	0.2 U	0.2 U	0.2 U	0.2 U	0.2 U	10 U	10 U	10 U	10 U	10 U	10 U
Benzo(b)fluoranthene	0.2	µg/L	< 0.19	< 0.19	< 0.19	< 0.10	< 0.1	< 0.1	0.1 U	0.2 U	0.2 U	0.2 U	0.2 U	0.2 U	10 U	10 U	10 U	10 U	10 U	10 U
Benzo(g,h,i)perylene	10	µg/L	< 0.19	< 0.19	< 0.19	< 10	< 10	< 10	10 U	0.2 U	0.2 U	0.2 U	0.2 U	0.2 U	10 U	10 U	10 U	10 U	10 U	10 U
Benzo(k)fluoranthene	10	µg/L	< 0.19	< 0.19	< 0.19	< 10	< 10	< 10	10 U	0.2 U	0.2 U	0.2 U	0.2 U	0.2 U	10 U	10 U	10 U	10 U	10 U	10 U
Chrysene	0.2	µg/L	< 0.19	< 0.19	< 0.19	< 0.050	< 0.05	< 0.05	0.05 U	0.2 U	0.2 U	0.2 U	0.2 U	0.2 U	10 U	10 U	10 U	10 U	10 U	10 U
Dibenzo(a,h)anthracene	0.3	µg/L	< 0.19	< 0.19	< 0.19	< 0.10	< 0.1	< 0.1	0.1 U	0.2 U	0.2 U	0.2 U	0.2 U	0.2 U	10 U	10 U	10 U	10 U	10 U	10 U
Dibenzofuran	1	µg/L	--	--	--	--	--	--	--	1.0 U	0.2 U	0.2 U	0.2 U	0.2 U	10 U	10 U	10 U	10 U	10 U	10 U
Fluoranthene	1,000	µg/L	< 0.19	< 0.19	< 0.19	< 10	< 10	< 10	10 U	0.2 U	0.2 U	0.2 U	0.2 U	0.2 U	10 U	10 U	10 U	10 U	10 U	10 U
Fluorene	1,000	µg/L	< 0.19	< 0.19	< 0.19	< 10	< 10	< 10	10 U	0.2 U	0.2 U	0.2 U	0.2 U	0.2 U	10 U	10 U	10 U	10 U	10 U	10 U
Indeno(1,2,3-cd)pyrene	0.4	µg/L	< 0.19	< 0.19	< 0.19	< 0.050	< 0.05	< 0.05	0.05 U	0.2 U	0.2 U	0.2 U	0.2 U	0.2 U	10 U	10 U	10 U	10 U	10 U	10 U
Naphthalene	20	µg/L	< 0.19	**0.027 JB**	< 0.19	< 10	< 10	< 10	10 U	0.2 U	0.2 U	0.2 U	0.2 U	**0.25**	10 U	10 U	10 U	10 U	10 U	10 U
Phenanthrene	10	µg/L	< 0.19	< 0.19	< 0.19	< 10	< 10	< 10	10 U	0.2 U	0.2 U	0.2 U	0.2 U	0.2 U	10 U	10 U	10 U	10 U	10 U	10 U
Pyrene	1,000	µg/L	< 0.19	< 0.19	< 0.19	< 10	< 10	< 10	10 U	0.2 U	0.2 U	0.2 U	0.2 U	0.2 U	10 UJ	10 U	10 U	10 U	10 U	10 U
Inorganic Compounds																				
Aluminum (fume or dust)	*	mg/L	--	--	--	--	--	--	--	**0.364**	**3.02**	0.2 U	0.2 U	**6.4**	0.2 U	**0.068 B**	**0.028 B**	**0.03 B**	**0.13 B**	0.2 U
Antimony	0.01	mg/L	< 0.020	< 0.020	< 0.020	< 0.0200	< 0.02	< 0.02	0.02 U	0.01 U	0.006 U	0.02 U	0.006 U	0.02 U	0.02 U	0.020 U	0.02 U	0.02 U	0.02 U	**0.0076 B**
Arsenic	0.05	mg/L	< 0.020	< 0.010	< 0.010	<0.0500	< 0.05	< 0.05	0.05 U	0.01 U	**0.0126**	0.01 U	0.01 U	0.01 U	0.01 U	0.010 U	0.01 U	0.01 U	0.01 U	0.01 U
Barium	2	mg/L	**0.069**	**0.099**	**0.075**	**0.0714**	**0.0763**	**0.0763**	**0.0577**	0.2 U	**0.0623**	**0.066**	**0.065**	**0.094**	**0.05**	**0.052**	**0.059**	**0.064**	**0.06**	**0.047**
Beryllium	0.004	mg/L	< 0.0040	< 0.0040	< 0.0040	< 0.0100	< 0.010	< 0.010	0.01 U	0.005 U	0.004 U	0.004 U	0.004 U	0.004 U	0.004 U	0.0040 U	0.004 U	0.004 U	0.004 U	**0.0022 B**
Cadmium	0.005	mg/L	**0.01**	**0.01**	**0.009**	< 0.0050	< 0.005	< 0.005	0.005 U	0.002 U	0.005 U	0.005 U	0.005 U	0.005 U	0.005 UJ	0.0050 U	0.005 U	0.005 U	0.005 U	0.005 U
Calcium metal	*	mg/L	--	--	--	--	--	--	--	**27.8**	**24.1**	**17**	**21**	**20**	**22**	**22**	**22**	**23**	**22**	**20**
Chromium	0.1	mg/L	< 0.010	**0.0015 J**	< 0.010	< 0.0100	< 0.010	< 0.010	0.01 U	0.005 U	0.01 U	0.01 U	0.01 U	0.01 U	0.01 UJ	0.010 U	0.01 U	0.01 U	0.01 U	0.01 U
Cobalt	*	mg/L	--	--	--	--	--	--	--	0.007 U	0.01 U	0.01 U	0.01 U	0.01 U	0.01 UJ	0.010 U	0.01 U	0.01 U	0.01 U	0.01 U
Copper	1.3	mg/L	< 0.020	**0.0064 J**	**0.0055 J**	< 0.0100	< 0.010	< 0.010	0.01 U	0.025 U	0.02 U	0.02 U	0.02 U	0.02 U	0.02 U	0.020 U	**0.0009 B**	0.02 U	0.02 U	0.02 U
Cyanide	0.2	mg/L	< 0.010	< 0.010	**0.0070 J**	< 0.010	< 0.010	< 0.010	0.01 U	0.01 U	0.01 U	0.01 U	0.01 U	0.01 U	0.015 U	0.010 U	0.01 U	0.01 U	0.01 U	0.01 U
Lead	0.015	mg/L	< 0.010	< 0.0050	< 0.0050	< 0.0100	< 0.010	< 0.010	0.01 U	**0.0042**	**0.0158**	0.005 U	0.005 U	**0.0054**	0.005 UJ	0.0050 U	0.005 U	0.005 U	0.005 U	**0.0034 B**
Magnesium	*	mg/L	--	--	--	--	--	--	--	**6**	**4.2**	**9.2**	**12**	**9.9**	**9.9**	**11**	**12**	**12**	**12**	**11**
Mercury	0.002	mg/L	< 0.00020	< 0.00020	< 0.00020	< 0.00020	< 0.0002	< 0.0002	0.0002 U	0.0002 U	0.0002 U	0.0002 U	0.0002 U	0.0002 U	0.0002 U	**0.00016 B**	**0.00014 B**	**0.00016 B**	**0.00021**	**0.00025**
Nickel	0.1	mg/L	< 0.040	< 0.040	**0.0044 J**	< 0.0200	< 0.02	< 0.02	0.02 U	0.04 U	0.04 U	0.04 U	0.04 U	0.04 U	0.04 UJ	0.040 U	0.04 U	0.04 U	0.04 U	0.04 U
Potassium	*	mg/L	--	--	--	--	--	--	--	**27.9**	**103**	**5.4**	**5.8**	**6**	**4.7**	**5.7**	**5.5**	**5.4**	**5.0**	**5.5**
Selenium	0.05	mg/L	< 0.020	< 0.010	< 0.010	< 0.0200	< 0.02	< 0.02	0.02 U	0.005 U	0.01 U	0.01 U	0.01 U	0.01 U	0.01 U	0.010 U	0.01 U	0.01 U	0.01 U	0.01 U
Sodium	*	mg/L	--	--	--	--	--	--	--	**41.6**	**5.68**	**59**	**74**	**64**	**55**	**46**	**47**	**43**	**37**	**45**
Thallium	0.002	mg/L	< 0.0010	< 0.0010	< 0.0010	< 1.00	< 1.00	< 1	0.001 U	0.001 U	0.001 U	0.002 U	0.001 U	0.001 U	0.002 U	0.0020 UWN	0.002 UWN	0.002 U	0.002 UW	0.002 UW
Vanadium (fume or dust)	0.2	mg/L	< 0.010	**0.0026 J**	**0.0040 J**	< 0.0100	< 0.010	< 0.010	0.01 U	0.007 U	**0.0453**	0.01 U	0.01 U	**0.013**	0.01 UJ	0.010 U	0.01 U	0.01 U	0.01 U	0.01 U
Zinc	2	mg/L	**0.042**	**0.034**	**0.023**	**0.0320**	< 0.02	**0.0703**	0.02 U	**0.0392**	**0.291**	**0.061**	0.02 U	**0.025**	**0.04**	0.020 U	0.02 U	0.02 U	0.02 U	0.02 U

Notes:
* - Not a HSRA regulated compound
ISCO - *in-situ* chemical oxidation
RRS - Risk Reduction Standard

Data Qualifier Defintions:
-- - Not analyzed
B (Inorganics) - Estimated analyte concentration
D - Analyte concentration reported from secondary dilution
DB - Analyte concentration reported from secondary dilution; analyte detected in method blank
H - Holding time exceeded for sample
J - Estimated analyte concentration
JB (Organic) - Estimated analyte concentration; analyte detected in method blank
Bold = Exceeds the laboratory detection limit
Bold and shaded - Analyte concentration exceeds the Type 1 RRS
JM (Organic) - Estimated analyte concentration; spike sample recovery outside control limits
M (Organic) - Spike sample recovery outside control limits
N - Spike sample recovery outside of control limits
R - Sample data results rejected due to deficiencies in the ability to meet quality control standards
< - Analyte not detected at referenced detection limit
U - Analyte not detected at referenced detection limit
UJ - Analyte not detected; low method bias and/or matrix interference
UN - Analyte not detected; spiked sample recovery outside of control limits
UR - Analyte not detected; data rejected
UWN - Analyte not detected; post digestion spike and spike sample recovery outside control limits

Appendix E-1
Summary of Historical Groundwater Sampling Data - Alluvium, Galliard, and Saprolite Monitoring Wells
January 2001 through July 2018
Atlanta Gas Light Company
Former Manufactured Gas Plant Site
Augusta, Georgia

Chemical Name	Type 1 Risk Reduction Standard	Location ID	MW-214	MW-214	MW-214	MW-214	MW-214	MW-214	MW-214	MW-214	MW-214	MW-214	MW-214	MW-214	MW-214	MW-214	MW-214	MW-214
		Sample Date	7/19/2018	1/24/2018	7/26/2017	1/25/2017	7/27/2016	1/20/2016	7/28/2015	1/13/2015	7/15/2014	1/9/2014	7/8/2013	1/8/2013	7/24/2012	1/16/2012	7/5/2011	1/17/2011
		Unit	Post-ISCO															
Field Parameters																		
Conductivity	*	mS/cm	0.284	0.287	0.198	0.292	0.291	0.261	300	0.226	0.203	0.171	0.206	0.308	0.305	0.327	0.206	2.24
Dissolved Oxygen (YSI)	*	mg/L	0.18	0.13	3.6	0.27	0.29	0.32	0.45	0.45	0.89	0.37	0.44	0.53	0.14	0.74	0.73	6.88
Oxidation Reduction Potential	*	mV	-4.9	-82.9	150.8	-62	-30.2	-113.6	277.8	-73.5	-49.8	-74.0	-144.8	-61.5	-106.2	-144.2	-48.9	-62
pH	*	SU	7.4	6.77	6.51	6.75	6.37	7.89	6.85	6.51	6.34	6.76	6.79	6.65	6.45	6.81	6.36	0.254
Temperature	*	Celsius	23.46	20.31	23.73	20	23.09	19.67	27.6	16.6	21.45	20.82	22.67	17.32	25.62	17.77	24.38	16.97
Turbidity	*	NTU	1.9	0.98	5.36	0.56	1.55	0.71	5.74	2.19	2.51	3.21	1.37	3.60	7.22	6.42	9.3	2.18
Monitored Natural Attenuation Parameters																		
Carbon Dioxide	*	µg/L	--	--	--	--	--	--	--	108	101	125	107	28	40	380 B	300 B	220 *
Iron	*	mg/L	--	--	--	--	--	--	--	--	--	--	--	--	--	--	--	--
Iron, as Ferrous (Fe+2)	*	mg/L	--	--	--	--	--	--	--	2.56	< 0.100	0.149 H	0.518 H	0.43 HF	2.0 HF	1.3 HF	0.41 HF	0.59 HF
Manganese, Total	*	mg/L	--	--	--	--	--	--	--	--	--	--	--	--	--	--	--	--
Manganese, Dissolved	*	mg/L	--	--	--	--	--	--	--	--	--	--	--	--	--	--	--	--
Methane	*	µg/L	--	--	--	--	--	--	--	410	< 4	650	680	2,400	3,600	1,600	24	37
Nitrate	*	mg/L	--	--	--	--	--	--	--	< 0.25	0.42	<0.25	<0.25	< 0.25	< 0.25	< 0.075	< 0.075	< 0.36
Nitrogen	*	mg/L	--	--	--	--	--	--	--	--	--	--	--	--	--	--	--	--
Nitrogen, ammonia (as N)	*	mg/L	--	--	--	--	--	--	--	--	--	--	--	--	--	--	--	--
Oxygen	*	mg/L	--	--	--	--	--	--	--	7.17 H	7.95 H	5.55 H	6.75 H	5.0	3.7	1.2	1.7	2.2
Sulfate	*	mg/L	--	--	--	--	--	--	--	< 1.0	26	<1.0	<1.0	< 5.0	< 5.0	< 2.6	< 2.6	< 2.6
Sulfide	*	mg/L	--	--	--	--	--	--	--	--	--	--	--	--	--	--	--	--
Volatile Organic Compounds																		
Acetone	4,000	µg/L	< 50	< 50	< 50	< 50	< 50	< 50	< 50	< 50	< 50	< 50	< 50	< 100	< 100	< 5.0	< 5.0	< 5.0
Benzene	5	µg/L	< 5.0	< 5.0	< 5.0	< 5.0	< 5.0	< 5.0	< 5.0	< 5.0	< 5.0	< 5.0	< 5.0	< 5.0	< 5.0	< 0.25	< 0.25	**0.49 J**
Carbon Disulfide	4,000	µg/L	< 5.0	< 5.0	< 5.0	< 5.0	< 5.0	< 5.0	< 5.0	< 5.0	< 5.0	< 5.0	< 5.0	< 5.0	< 5.0	< 0.60	< 0.60 *	< 0.60
Ethylbenzene	700	µg/L	< 5.0	< 5.0	< 5.0	< 5.0	< 5.0	< 5.0	< 5.0	< 5.0	< 5.0	< 5.0	< 5.0	< 5.0	< 5.0	< 0.11	< 0.11	0.12J
Methylene Chloride	5	µg/L	< 5.0	< 5.0	< 5.0	< 5.0	< 5.0	< 5.0	< 5.0	< 5.0	< 5.0	< 5.0	< 5.0	< 5.0	< 5.0	< 1.0	**3.3 J B ***	< 1.0
Toluene	1,000	µg/L	< 5.0	< 5.0	< 5.0	< 5.0	< 5.0	< 5.0	< 5.0	< 5.0	< 5.0	< 5.0	< 5.0	< 5.0	< 5.0	**0.61 J**	< 0.33	< 0.33
Trichloroethylene	5	µg/L	< 5.0	< 5.0	< 5.0	< 5.0	< 5.0	< 5.0	< 5.0	< 5.0	< 5.0	< 5.0	< 5.0	< 5.0	< 5.0	< 0.13	< 0.13	< 0.13
Xylenes, total	2,000	µg/L	< 5.0	< 5.0	< 5.0	< 5.0	< 5.0	< 5.0	< 5.0	< 5.0	< 5.0	< 5.0	< 5.0	< 5.0	< 5.0	< 0.20	< 0.20	< 0.20
Semivolatile Organic Compounds																		
2-Methylnaphthalene	*	µg/L	--	--	--	--	--	--	--	--	--	--	--	--	--	--	--	--
Acenaphthene	2,000	µg/L	< 0.5	< 0.5	< 0.5	< 0.5	< 0.5	< 0.5	< 0.5	< 0.50	< 0.50	< 0.50	< 0.50	< 0.23	< 0.19	< 0.095	< 0.11	< 0.10
Acenaphthylene	10	µg/L	< 1.0	< 1.0	< 1.0	< 1.0	< 1.0	< 1.0	< 1.0	< 1.0	< 1.0	< 1.0	< 1.0	< 0.23	< 0.19	< 0.095	< 0.11	< 0.10
Anthracene	10	µg/L	< 0.05	< 0.05	< 0.05	< 0.05	< 0.05	< 0.05	< 0.05	< 0.050	< 0.050	< 0.050	< 0.050	< 0.23	< 0.19	< 0.095	< 0.11	< 0.10
Benz(a)anthracene	0.1	µg/L	< 0.05	< 0.05	< 0.05	< 0.05	< 0.05	< 0.05	< 0.05	< 0.050	< 0.050	< 0.050	< 0.050	< 0.23	< 0.19	< 0.095	< 0.11	< 0.10
Benzo(a)pyrene	0.2	µg/L	< 0.05	< 0.05	< 0.05	< 0.05	< 0.05	< 0.05	< 0.05	< 0.050	< 0.050	< 0.050	< 0.050	< 0.23	< 0.19	< 0.095	< 0.11	< 0.10
Benzo(b)fluoranthene	0.2	µg/L	< 0.1	< 0.1	< 0.1	< 0.1	< 0.1	< 0.1	< 0.1	< 0.10	< 0.10	< 0.10	< 0.10	< 0.23	< 0.19	< 0.095	< 0.11	< 0.10
Benzo(g,h,i)perylene	10	µg/L	< 0.1	< 0.1	< 0.1	< 0.1	< 0.1	< 0.1	< 0.1	< 0.10	< 0.10	< 0.10	< 0.10	< 0.23	< 0.19	< 0.095	< 0.11	< 0.10
Benzo(k)fluoranthene	10	µg/L	< 0.05	< 0.05	< 0.05	< 0.05	< 0.05	< 0.05	< 0.05	< 0.050	< 0.050	< 0.050	< 0.050	< 0.23	< 0.19	< 0.095	< 0.11	< 0.10
Chrysene	0.2	µg/L	< 0.05	< 0.05	< 0.05	< 0.05	< 0.05	< 0.05	< 0.05	< 0.050	< 0.050	< 0.050	< 0.050	< 0.23	< 0.19	< 0.043	< 0.049	< 0.046
Dibenzo(a,h)anthracene	0.3	µg/L	< 0.1	< 0.1	< 0.1	< 0.1	< 0.1	< 0.1	< 0.1	< 0.10	< 0.10	< 0.10	< 0.10	< 0.23	< 0.19	< 0.095	< 0.11	< 0.10
Dibenzofuran	1	µg/L	--	--	--	--	--	--	--	--	--	--	--	< 0.23	< 0.19	--	--	--
Fluoranthene	1,000	µg/L	< 0.1	< 0.1	< 0.1	< 0.1	< 0.1	< 0.1	< 0.1	< 0.10	< 0.10	< 0.10	< 0.10	< 0.23	< 0.19	< 0.095	< 0.11	< 0.10
Fluorene	1,000	µg/L	< 0.1	< 0.1	< 0.1	< 0.1	< 0.1	< 0.1	< 0.1	< 0.10	< 0.10	< 0.10	< 0.10	--	--	< 0.095	< 0.11	< 0.10
Indeno(1,2,3-cd)pyrene	0.4	µg/L	< 0.05	< 0.05	< 0.05	< 0.05	< 0.05	< 0.05	< 0.05	< 0.050	< 0.050	< 0.050	< 0.050	< 0.23	< 0.19	< 0.095	< 0.11	< 0.10
Naphthalene	20	µg/L	< 0.5	< 0.5	< 0.5	< 0.5	< 0.5	< 0.5	< 0.5	< 500	< 0.50	< 0.50	< 0.50	< 0.23	< 0.19	**1.0**	< 0.11	**1.1**
Phenanthrene	10	µg/L	< 0.05	< 0.05	**0.073**	< 0.05	< 0.05	< 0.05	< 0.05	<0.50	< 0.050	< 0.050	< 0.050	< 0.23	< 0.19	< 0.095	< 0.11	< 0.10
Pyrene	1,000	µg/L	< 0.05	< 0.05	< 0.05	< 0.05	< 0.05	< 0.05	< 0.05	< 0.050	< 0.050	< 0.050	< 0.050	< 0.23	< 0.19	< 0.095	< 0.11	< 0.10
Inorganic Compounds																		
Aluminum (fume or dust)	*	mg/L	--	--	--	--	--	--	--	--	--	--	--	--	--	--	--	--
Antimony	0.01	mg/L	< 0.006	< 0.006	< 0.006	< 0.006	< 0.006	< 0.006	< 0.02	< 0.0200	< 0.0200	< 0.0200	< 0.0200	< 0.020	< 0.020	< 0.0053	< 0.0053	< 0.0053
Arsenic	0.05	mg/L	< 0.05	< 0.05	< 0.05	< 0.05	< 0.05	< 0.05	< 0.05	< 0.0500	< 0.0500	< 0.0500	< 0.0500	< 0.020	< 0.020	< 0.0046	< 0.0046	< 0.0046
Barium	2	mg/L	**0.358**	**0.4**	**0.0938**	**0.338**	**0.397**	**0.388**	**0.379**	**0.338**	**0.0362**	**0.324**	**0.241**	**0.28**	**0.15**	**0.22**	**0.34**	**0.12**
Beryllium	0.004	mg/L	< 0.004	< 0.004	< 0.004	< 0.004	< 0.004	< 0.004	< 0.01	< 0.0100	< 0.0100	< 0.0100	< 0.0100	< 0.0040	< 0.0040	< 0.00020	< 0.00020	< 0.00020
Cadmium	0.005	mg/L	< 0.005	< 0.005	**0.00641**	< 0.005	< 0.005	< 0.005	**0.0076**	< 0.0050	< 0.0050	**0.0213**	< 0.0050	**0.025**	**0.016**	< 0.0020	< 0.0020	< 0.0020
Calcium metal	*	mg/L	--	--	--	--	--	--	--	--	--	--	--	--	--	--	--	--
Chromium	0.1	mg/L	< 0.01	< 0.01	< 0.01	< 0.01	< 0.01	< 0.01	< 0.01	< 0.0100	< 0.0100	< 0.0100	< 0.0100	< 0.010	< 0.010	< 0.0012	**0.0012 J**	< 0.0012
Cobalt	*	mg/L	--	--	--	--	--	--	--	--	--	--	--	--	--	--	--	--
Copper	1.3	mg/L	< 0.01	< 0.01	< 0.01	< 0.01	< 0.01	< 0.01	< 0.01	< 0.0100	< 0.0100	< 0.0100	< 0.0100	< 0.020	< 0.020	< 0.0019	< 0.0019	< 0.0019
Cyanide	0.2	mg/L	< 0.01	< 0.01	< 0.01	< 0.01	< 0.01	< 0.01	< 0.01	< 0.010	< 0.010	< 0.010	< 0.010	< 0.010	< 0.010	< 0.0050	**0.015**	< 0.0050
Lead	0.015	mg/L	< 0.01	< 0.01	< 0.01	< 0.01	< 0.01	< 0.01	< 0.01	< 0.0100	< 0.0100	< 0.0100	< 0.0100	< 0.010	< 0.010	< 0.0040	< 0.0040	< 0.0040
Magnesium	*	mg/L	--	--	--	--	--	--	--	--	--	--	--	--	--	--	--	--
Mercury	0.002	mg/L	< 0.0002	< 0.0002	< 0.0002	< 0.0002	< 0.0002	< 0.0002	< 0.0002	< 0.00020	< 0.00020	< 0.00020	< 0.00020	< 0.00020	< 0.00020	< 0.000091	< 0.000091	< 0.000091
Nickel	0.1	mg/L	< 0.02	< 0.02	< 0.02	< 0.02	< 0.02	< 0.02	< 0.02	< 0.0200	< 0.0200	< 0.0200	< 0.0200	< 0.040	< 0.040	**0.0036 J**	**0.0028 J**	< 0.0023
Potassium	*	mg/L	--	--	--	--	--	--	--	--	--	--	--	--	--	--	--	--
Selenium	0.05	mg/L	< 0.02	< 0.02	< 0.02	< 0.02	< 0.02	< 0.02	< 0.02	< 0.0200	< 0.0200	< 0.0200	< 0.0200	< 0.020	< 0.020	< 0.0064	< 0.0064	< 0.0064
Sodium	*	mg/L	--	--	--	--	--	--	--	--	--	--	--	--	--	--	--	--
Thallium	0.002	mg/L	< 0.002	< 0.002	< 0.002	< 0.002	< 0.002	< 0.002	< 0.02	< 0.0200	< 0.0200	< 0.0200	< 0.0200	< 0.0010	< 0.0010	< 0.00025	< 0.00025	**0.00037 J**
Vanadium (fume or dust)	0.2	mg/L	< 0.01	< 0.01	< 0.01	< 0.01	< 0.01	< 0.01	< 0.01	< 0.0100	< 0.0100	< 0.0100	< 0.0100	< 0.010	< 0.010	**0.0061 J**	< 0.0024	< 0.0024
Zinc	2	mg/L	< 0.02	< 0.02	**0.0448**	< 0.02	< 0.02	**0.023**	**0.0323**	< 0.0200	< 0.0200	**0.110**	< 0.0200	<0.020	**0.064**	**0.018 J**	**0.022**	< 0.0087

Chemical Name	MW-214	MW-214	MW-214	MW-214	MW-214	MW-214	MW-214	MW-214	MW-214	MW-214	MW-214	MW-214	MW-214	MW-214	MW-214	MW-214	MW-214	MW-214	MW-214	MW-214
Sample Date	7/15/2010	1/5/2010	7/22/2009	1/14/2009	7/18/2008	1/8/2008	7/11/2007	2/15/2007	7/11/2006	1/15/2006	7/19/2005	7/13/2004	1/21/2004	7/15/2003	1/20/2003	7/11/2002	1/21/2002	7/13/2001	7/13/2001 DUP	1/17/2001
	Post-ISCO										Pre-ISCO									
Field Parameters																				
Conductivity	0.243	0.214	0.249	0.65	0.252	0.230	0.229	0.237	0.214	--	--	--	--	--	--	--	--	--	--	--
Dissolved Oxygen (YSI)	0.41	3.38	2.59	6.75	0.49	0.62	0.28	0.46	0.13	--	--	--	--	--	--	--	--	--	--	--
Oxidation Reduction Potential	-78	-44.6	-253.5	-76.8	-118	-90.9	-69.2	-85.3	-71	--	--	--	--	--	--	--	--	--	--	--
pH	6.68	6.9	12.81	0.24	6.66	6.71	6.80	6.8	6.85	--	--	--	--	--	--	--	--	--	--	--
Temperature	23.8	16.51	26.37	19.15	24.23	20.72	24.61	18.94	22.99	--	--	--	--	--	--	--	--	--	--	--
Turbidity	1.25	7.63	3.2	5.3	1.23	0.09	0.69	2.55	0.29	--	--	--	--	--	--	--	--	--	--	--
Monitored Natural Attenuation Parameters																				
Carbon Dioxide	310 JB	260	270 *	250	270	< 1000	< 1000	--	240	--	--	--	--	--	--	--	--	--	--	--
Iron	--	--	--	--	--	--	--	--	2.09	2.04	1.55	1.4	2.6	4.5	0.46	0.99	2	1.8	1.8	1.7
Iron, as Ferrous (Fe+2)	1.1 HF	1.0 HF	1.0 HF	0.12 HF	1.4	2.48	2.41	2.17	1.87 H	--	--	--	--	--	--	--	--	--	--	--
Manganese, Total	--	--	--	--	--	--	--	--	0.722	0.644	0.655	0.73	0.74	0.95	0.49	0.6	0.7	0.68	0.69	0.72
Manganese, Dissolved	--	--	--	--	--	--	--	--	0.604	--	--	--	--	--	--	--	--	--	--	--
Methane	46	230	190	100	32	140	160	140	100	--	--	--	--	--	--	--	--	--	--	--
Nitrate	<1.1	< 1.1	< 1.1	< 0.050	<0.50	< 0.25	< 0.25	< 0.25	0.25 U	--	--	--	--	--	--	--	--	--	--	--
Nitrogen	--	--	--	--	--	--	--	--	18	--	--	--	--	--	--	--	--	--	--	--
Nitrogen, ammonia (as N)	--	--	--	--	--	--	--	--	0.2 U	--	--	--	--	--	--	--	--	--	--	--
Oxygen	1.5	1.4	1.4	1.3	1.3	2.0	1.8	1.8	2.8	--	--	--	--	--	--	--	--	--	--	--
Sulfate	< 5.0	< 5.0	< 5.0	< 5.0	< 5.0	< 1.0	< 1.0	1.1	1 U	--	--	--	--	--	--	--	--	--	--	--
Sulfide	--	--	--	--	--	--	--	--	2 U	--	--	--	--	--	--	--	--	--	--	--
Volatile Organic Compounds																				
Acetone	< 100	< 100	< 100	< 100	< 100	< 50	< 50	< 50	50 U	10 U	25 U	25 U	25 U	25 U	25 U	25 U	25 U	25 U	25 U	25 UJ
Benzene	< 5.0	< 5.0	< 5.0	< 5.0	< 5.0	< 5.0	< 5	< 5	5 U	1.0 U	1.0 U	1.0 U	1.0 U	1.0 U	1.0 U	1.0 U	**0.15 J**	**0.2 J**	**0.21 J**	**0.29 J**
Carbon Disulfide	< 5.0	< 5.0	< 5.0	< 5.0	< 5.0	< 5.0	< 5	< 5	5 U	1.0 U	1.0 U	1.0 U	1.0 U	1.0 U	1.0 U	1.0 U	1.0 U	1.0 U	1.0 U	1.0 U
Ethylbenzene	< 5.0	< 5.0	< 5.0	< 5.0	< 5.0	< 5.0	< 5	< 5	5 U	1.0 U	1.0 U	1.0 U	1.0 U	1.0 U	1.0 U	**0.15 J**	1.0 U	1.0 U	1.0 U	0.12 U
Methylene Chloride	< 5.0	< 5.0	< 5.0	< 5.0	< 5.0	< 5.0	< 5	< 5	5 U	1.0 U	5.0 U	5.0 U	5.0 U	5.0 U	5.0 U	5.0 U	5.0 U	5.0 U	5.0 U	5.0 U
Toluene	< 5.0	< 5.0	< 5.0	< 5.0	< 5.0	< 5.0	< 5	< 5	5 U	1.0 U	1.0 U	1.0 U	1.0 U	1.0 U	1.0 U	1.0 U	1.0 U	1.0 U	1.0 U	1.0 U
Trichloroethylene	< 5.0	< 5.0	< 5.0	< 5.0	< 5.0	< 5.0	< 5	< 5	5 U	1.0 U	1.0 U	1.0 U	1.0 U	1.0 U	1.0 U	1.0 U	1.0 U	1.0 U	1.0 U	1.0 U
Xylenes, total	< 5.0	< 5.0	< 5.0	< 5.0	< 5.0	< 5.0	< 5	< 5	5 U	2.0 U	2.0 U	2.0 U	2.0 U	2.0 U	2.0 U	**0.32 J**	2.0 U	2.0 U	2.0 U	2.0 U
Semivolatile Organic Compounds																				
2-Methylnaphthalene	--	--	--	--	--	--	--	--	--	0.2 U	0.2 U	0.2 U	0.2 U	10 U	10 U	10 U	10 U	10 U	10 U	10 U
Acenaphthene	< 0.19	< 0.19	< 0.19	< 0.20	< 0.19	< 10	< 10	< 10	10 U	0.2 U	0.2 U	0.2 U	0.2 U	10 U	10 U	10 U	10 U	10 U	10 U	10 U
Acenaphthylene	< 0.19	< 0.19	< 0.19	< 0.20	< 0.19	< 10	< 10	< 10	10 U	0.2 U	0.2 U	0.2 U	0.2 U	10 U	10 U	10 U	10 U	10 U	10 U	10 U
Anthracene	< 0.19	< 0.19	< 0.19	< 0.20	< 0.19	< 10	< 10	< 10	10 U	0.2 U	0.2 U	0.2 U	0.2 U	10 U	10 U	10 U	10 U	10 U	10 U	10 U
Benz(a)anthracene	< 0.19	< 0.19	< 0.19	< 0.20	< 0.19	< 0.050	< 0.05	< 0.05	0.05 U	0.2 U	0.2 U	0.2 U	0.2 U	10 U	10 U	10 U	10 U	10 U	10 U	10 U
Benzo(a)pyrene	< 0.19	< 0.19	< 0.19	< 0.20	< 0.19	< 0.050	< 0.05	< 0.05	0.05 U	0.2 U	0.2 U	0.2 U	0.2 U	10 U	10 U	10 U	10 U	10 U	10 U	10 U
Benzo(b)fluoranthene	< 0.19	< 0.19	< 0.19	< 0.20	< 0.19	< 0.10	< 0.1	< 0.1	0.1 U	0.2 U	0.2 U	0.2 U	0.2 U	10 U	10 U	10 U	10 U	10 U	10 U	10 U
Benzo(g,h,i)perylene	< 0.19	< 0.19	< 0.19	< 0.20	< 0.19	< 10	< 10	< 10	10 U	0.2 U	0.2 U	0.2 U	0.2 U	10 U	10 U	10 U	10 U	10 U	10 U	10 U
Benzo(k)fluoranthene	< 0.19	< 0.19	< 0.19	< 0.20	< 0.19	< 10	< 10	< 10	10 U	0.2 U	0.2 U	0.2 U	0.2 U	10 U	10 U	10 U	10 U	10 U	10 U	10 U
Chrysene	< 0.19	< 0.19	< 0.19	< 0.20	< 0.19	< 0.050	< 0.05	< 0.05	0.05 U	0.2 U	0.2 U	0.2 U	0.2 U	10 U	10 U	10 U	10 U	10 U	10 U	10 U
Dibenzo(a,h)anthracene	< 0.19	< 0.19	< 0.19	< 0.20	< 0.19	< 0.10	< 0.1	< 0.1	0.1 U	0.2 U	0.2 U	0.2 U	0.2 U	10 U	10 U	10 U	10 U	10 U	10 U	10 U
Dibenzofuran	--	--	--	--	--	--	--	--	--	1.0 U	0.2 U	0.2 U	0.2 U	10 U	10 U	10 U	10 U	10 U	10 U	10 U
Fluoranthene	< 0.19	< 0.19	< 0.19	< 0.20	< 0.19	< 10	< 10	< 10	10 U	0.2 U	0.2 U	0.2 U	0.2 U	10 U	10 U	10 U	10 U	10 U	10 U	10 U
Fluorene	< 0.19	< 0.19	< 0.19	< 0.20	< 0.19	< 10	< 10	< 10	10 U	0.2 U	0.2 U	0.2 U	0.2 U	10 U	10 U	10 U	10 U	10 U	10 U	10 U
Indeno(1,2,3-cd)pyrene	< 0.19	< 0.19	< 0.19	< 0.20	< 0.19	< 0.050	< 0.05	< 0.05	0.05 U	0.2 U	0.2 U	0.2 U	0.2 U	10 U	10 U	10 U	10 U	10 U	10 U	10 U
Naphthalene	< 0.19	< 0.19	< 0.19	**0.037 J**	< 0.19	< 10	< 10	< 10	10 U	0.2 U	0.2 U	0.2 U	0.2 U	10 U	10 U	10 U	10 U	10 U	10 U	10 U
Phenanthrene	< 0.19	< 0.19	< 0.19	< 0.20	< 0.19	< 10	< 10	< 10	10 U	0.2 U	0.2 U	0.2 U	0.2 U	10 U	10 U	10 U	10 U	10 U	10 U	10 U
Pyrene	< 0.19	< 0.19	< 0.19	< 0.20	< 0.19	< 10	< 10	< 10	10 U	0.2 U	0.2 U	0.2 U	0.2 U	10 UJ	10 U	10 U	10 U	10 U	10 U	10 U
Inorganic Compounds																				
Aluminum (fume or dust)	--	--	--	--	--	--	--	--	--	**0.234**	0.2 U	0.2 U	0.2 U	0.2 U	0.2 U	**0.032 B**	**0.047 B**	**0.046 B**	**0.043 B**	0.2 U
Antimony	< 0.020	< 0.020	< 0.020	< 0.020	< 0.020	< 0.0200	< 0.02	< 0.02	0.02 U	0.01 U	0.006 U	0.006 U	0.02 U	0.02 U	0.02 U	0.02 U	0.02 U	0.02 U	0.02 U	**0.0071 J**
Arsenic	< 0.020	< 0.020	< 0.020	< 0.010	< 0.010	<0.0500	< 0.05	< 0.05	0.05 U	0.01 U	0.01 U	0.01 U	0.01 U	0.01 U	0.01 U	0.01 U	0.01 U	0.01 U	**0.0053 B**	0.01 U
Barium	**0.82**	**0.33**	**0.35**	**0.33**	**0.33**	**0.350**	**0.315**	**0.284**	**0.306**	**0.264**	**0.251**	**0.25**	**0.29**	**0.17**	**0.27**	**0.3**	**0.33**	**0.3**	**0.31**	**0.31**
Beryllium	**0.00020 J**	< 0.0040	< 0.0040	< 0.0040	< 0.0040	< 0.0100	< 0.010	< 0.010	0.01 U	0.005 U	0.004 U	0.004 U	0.004 U	0.004 U	0.004 U	0.004 U	0.004 U	0.004 U	0.004 U	0.00098 U
Cadmium	< 0.0050	< 0.0050	< 0.0050	< 0.0050	< 0.0050	< 0.0050	< 0.005	< 0.005	0.005 U	0.002 U	0.005 U	0.005 U	0.005 U	**0.008**	**0.00077 B**	**0.00084 B**	0.005 U	0.005 U	0.005 U	**0.0012 J**
Calcium metal	--	--	--	--	--	--	--	--	--	**18.8**	**20.8**	**22**	**19**	**22**	**18**	**18**	**18**	**17**	**18**	**17**
Chromium	< 0.010	< 0.010	< 0.010	< 0.010	< 0.010	< 0.0100	< 0.010	< 0.010	0.01 U	0.005 U	0.01 U	0.01 U	0.01 U	0.01 UJ	0.01 U	0.01 U	**0.0032 B**	0.01 U	0.01 U	0.01 U
Cobalt	--	--	--	--	--	--	--	--	--	0.007 U	0.01 U	0.01 U	0.01 U	0.01 UJ	**0.0019 B**	**0.0028 B**	**0.003 B**	**0.0035 B**	**0.0027 B**	**0.0032 J**
Copper	< 0.020	< 0.020	< 0.020	**0.0025 J**	< 0.020	< 0.0100	< 0.010	< 0.010	0.01 U	0.025 U	0.02 U	0.02 U	0.02 U	0.02 U	**0.0022 B**	**0.0015 B**	**0.0016 B**	0.02 U	0.02 U	0.02 U
Cyanide	< 0.010	< 0.010	< 0.010	< 0.010	< 0.010	< 0.010	< 0.010	< 0.010	0.01 U	0.01 U	0.01 U	0.01 U	0.01 U	0.015 U	0.01 U	0.01 U	0.01 U	0.01 U	0.01 U	0.01 U
Lead	< 0.010	< 0.010	< 0.010	**0.0030 J**	**0.0031 J**	< 0.0100	< 0.010	< 0.010	0.01 U	0.003 U	0.005 U	0.005 U	0.005 U	0.005 UJ	0.005 U	0.005 U	0.005 U	0.005 U	0.005 U	0.0026 U
Magnesium	--	--	--	--	--	--	--	--	--	**9.31**	**9.3**	**8.6**	**9.2**	**5.2**	**8.9**	**9**	**9.7**	**9.1**	**9.2**	**8.9**
Mercury	< 0.00020	< 0.00020	< 0.00020	< 0.00020	0.000084	< 0.00020	< 0.0002	< 0.0002	0.0002 U	0.0002 U	0.0002 U	0.0002 U	0.0002 U	0.0002 U	**0.00011 B**	0.0002 U	0.0002 U	0.0002 U	0.0002 U	0.00020 U
Nickel	< 0.040	< 0.040	< 0.040	**0.0025 J**	< 0.040	< 0.0200	< 0.02	< 0.02	0.02 U	0.04 U	0.04 U	0.04 U	0.04 U	0.04 UJ	0.04 U	0.04 U	0.04 U	0.04 U	0.04 U	0.04 U
Potassium	--	--	--	--	--	--	--	--	--	5 U	**2.99**	**3.3**	**4.2**	**33**	**5**	**3.6**	**2.6**	**2.6**	**2.6**	**2.9**
Selenium	< 0.020	< 0.020	< 0.020	< 0.010	< 0.010	< 0.0200	< 0.02	< 0.02	0.02 U	0.005 U	0.01 U	0.01 U	0.01 U	0.01 U	0.01 U	0.01 U	0.01 U	0.01 U	0.01 U	0.01 U
Sodium	--	--	--	--	--	--	--	--	--	**12.8**	**14.4**	**13**	**13**	**5.5**	**13**	**13**	**14**	**13**	**13**	**13**
Thallium	< 0.0010	< 0.0010	< 0.0010	< 0.0010	< 0.0010	< 1.00	< 1.00	< 1	0.001 U	0.001 U	0.001 U	0.001 U	0.001 U	0.002 U	0.002 UWN	0.002 UWN	0.002 U	0.002 UW	0.002 U	0.002 U
Vanadium (fume or dust)	< 0.010	< 0.010	< 0.010	< 0.010	< 0.010	< 0.0100	< 0.010	< 0.010	0.01 U	0.007 U	0.01 U	0.01 U	0.01 U	0.01 UJ	0.01 U	0.01 U	0.01 U	0.01 U	0.01 U	0.01 U
Zinc	<0.020	<0.020	**0.032**	**0.013 J**	< 0.020	< 0.0200	< 0.02	< 0.02	0.02 U	0.02 U	0.02 U	0.02 U	**0.066**	**1.2**	**0.032**	**0.025**	0.02 U	0.02 U	**0.015 B**	**0.052**

Notes:
* - Not a HSRA regulated compound
ISCO - *in-situ* chemical oxidation
RRS - Risk Reduction Standard

Data Qualifier Defintions:
-- - Not analyzed
B (Inorganics) - Estimated analyte concentration
D - Analyte concentration reported from secondary dilution
DB - Analyte concentration reported from secondary dilution; analyte detected in method blank
H - Holding time exceeded for sample
J - Estimated analyte concentration
JB (Organic) - Estimated analyte concentration; analyte detected in method blank
Bold = Exceeds the laboratory detection limit
Bold and shaded - Analyte concentration exceeds the Type 1 RRS
JM (Organic) - Estimated analyte concentration; spike sample recovery outside control limits
M (Organic) - Spike sample recovery outside control limits
N - Spike sample recovery outside of control limits
R - Sample data results rejected due to deficiencies in the ability to meet quality control standards
< - Analyte not detected at referenced detection limit
U - Analyte not detected at referenced detection limit
UJ - Analyte not detected; low method bias and/or matrix interference
UN - Analyte not detected; spiked sample recovery outside of control limits
UR - Analyte not detected; data rejected
UWN - Analyte not detected; post digestion spike and spike sample recovery outside control limits

Chemical Name	Type 1 Risk Reduction Standard	Location ID / Sample Date / Unit	MW-303 7/18/2018	MW-303 1/23/2018	MW-303 7/25/2017	MW-303 1/24/2017	MW-303 7/26/2016	MW-303 1/19/2016	MW-303 7/28/2015	MW-303 1/13/2015	MW-303 7/15/2014	MW-303 1/8/2014	MW-303 7/9/2013	MW-303 1/7/2013	MW-303 7/23/2012	MW-303 1/17/2012	MW-303 7/5/2011	MW-303 1/17/2011	MW-303 7/15/2010
			Post-ISCO																
Field Parameters																			
Conductivity	*	mS/cm	0.524	0.468	0.457	0.518	0.533	0.52	471	0.545	0.553	0.563	0.671	0.680	0.767	0.649	0.687	2.16	0.668
Dissolved Oxygen (YSI)	*	mg/L	0.21	0.12	0.17	0.14	0.06	0.13	0.34	0.57	0.24	0.20	0.14	0.58	0.57	3.50	1.16	5.96	0.43
Oxidation Reduction Potential	*	mV	-1.5	-55.1	3.7	-14.6	10.9	-5.2	5.4	-4.2	-26.9	-12.3	43.5	13.6	46.6	138.0	36.7	-13.1	-132.5
pH	*	SU	6.25	6.08	5.89	6.04	5.83	6.38	6.25	5.69	6.04	5.97	5.96	5.99	5.11	5.80	5.03	0.696	5.88
Temperature	*	Celsius	23.86	23.18	23.37	22.96	22.73	22.17	26.9	15.5	23.36	21.66	24.28	22.32	26.96	23.35	24.18	19.83	25.41
Turbidity	*	NTU	2.77	0.36	1.55	0.36	2.68	0.99	9.76	1.24	6.03	2.35	1.72	1.78	9.05	6.8	5.42	0.79	8.6
Monitored Natural Attenuation Parameters																			
Carbon Dioxide	*	µg/L	--	--	--	--	--	--	--	168	207	388	314	240	240	3,400 B	3,400 B	2,700 *	3,500 JB
Iron	*	mg/L	--	--	--	--	--	--	--	--	--	--	--	--	--	--	--	--	--
Iron, as Ferrous (Fe+2)	*	mg/L	--	--	--	--	--	--	--	6.83	10	9.78	8.34	8.6 HF	10 HF	2.5 HF	12 HF	13 HF	10 HF
Manganese, Total	*	mg/L	--	--	--	--	--	--	--	--	--	--	--	--	--	--	--	--	--
Manganese, Dissolved	*	mg/L	--	--	--	--	--	--	--	--	--	--	--	--	--	--	--	--	--
Methane	*	µg/L	--	--	--	--	--	--	--	150	170	100	100	21	38	23	53	52	54
Nitrate	*	mg/L	--	--	--	--	--	--	--	< 0.25	< 0.25	<0.25	<0.25	< 0.25	< 0.075	0.19 J	< 0.075	< 0.36	<1.1
Nitrogen	*	mg/L	--	--	--	--	--	--	--	--	--	--	--	--	--	--	--	--	--
Nitrogen, ammonia (as N)	*	mg/L	--	--	--	--	--	--	--	--	--	--	--	--	--	--	--	--	--
Oxygen	*	mg/L	--	--	--	--	--	--	--	7.89 H	7.08 H	8.16 H	6.96 H	5.2	5.6	1.1	1.2	1.3	1.2
Sulfate	*	mg/L	--	--	--	--	--	--	--	< 1.0	77	76	120	140	140	120	150	120	110
Sulfide	*	mg/L	--	--	--	--	--	--	--	--	--	--	--	--	--	--	--	--	--
Volatile Organic Compounds																			
Acetone	4,000	µg/L	< 50	< 50	< 50	< 50	< 50	< 50	< 50	< 50	< 50	< 50	< 50	< 100	< 5.0	< 5.0	< 5.0	< 5.0	< 100
Benzene	5	µg/L	< 5.0	< 5.0	< 5.0	< 5.0	< 5.0	< 5.0	< 5.0	< 5.0	< 5.0	< 5.0	< 5.0	< 5.0	< 0.25	< 0.25	< 0.25	< 0.25	< 5.0
Carbon Disulfide	4,000	µg/L	< 5.0	< 5.0	< 5.0	< 5.0	< 5.0	< 5.0	< 5.0	< 5.0	< 5.0	< 5.0	< 5.0	< 5.0	< 0.60	< 0.60	< 0.60 *	< 0.60	< 5.0
Ethylbenzene	700	µg/L	< 5.0	< 5.0	< 5.0	< 5.0	< 5.0	< 5.0	< 5.0	< 5.0	< 5.0	< 5.0	< 5.0	< 5.0	< 0.11	< 0.11	< 0.11	< 0.11	< 5.0
Methylene Chloride	5	µg/L	< 5.0	< 5.0	< 5.0	< 5.0	< 5.0	< 5.0	< 5.0	< 5.0	< 5.0	< 5.0	< 5.0	< 5.0	< 1.0	< 1.0	**3.4 J B ***	< 1.0	< 5.0
Toluene	1,000	µg/L	< 5.0	< 5.0	< 5.0	< 5.0	< 5.0	< 5.0	< 5.0	< 5.0	< 5.0	< 5.0	< 5.0	< 5.0	< 0.33	< 0.33	< 0.33	< 0.33	< 5.0
Trichloroethylene	5	µg/L	< 5.0	< 5.0	< 5.0	< 5.0	< 5.0	< 5.0	< 5.0	< 5.0	< 5.0	< 5.0	< 5.0	< 5.0	< 0.13	< 0.13	< 0.13	< 0.13	< 5.0
Xylenes, total	2,000	µg/L	< 5.0	< 5.0	< 5.0	< 5.0	< 5.0	< 5.0	< 5.0	< 5.0	< 5.0	< 5.0	< 5.0	< 5.0	**0.26 J**	< 0.20	< 0.20	< 0.20	< 5.0
Semivolatile Organic Compounds																			
2-Methylnaphthalene	*	µg/L	--	--	--	--	--	--	--	--	--	--	--	--	--	--	--	--	--
Acenaphthene	2,000	µg/L	< 0.5	< 0.5	**0.54**	< 0.5	< 0.5	< 0.5	< 0.5	< 0.50	< 0.50	< 0.50	< 0.50	< 0.20	< 0.11	< 0.095	< 0.12	**0.64**	**1.3**
Acenaphthylene	10	µg/L	< 1.0	< 1.0	< 1.0	< 1.0	< 1.0	< 1.0	< 1.0	< 1.0	< 1.0	< 1.0	< 1.0	< 0.20	< 0.11	< 0.095	**0.21 J**	**0.31**	**0.56**
Anthracene	10	µg/L	**0.31**	**0.43**	**0.16**	**0.12**	**0.076**	< 0.05	< 0.05	**0.087**	**0.18**	**0.14**	**0.13**	< 0.20	< 0.11	**0.12 J**	**0.25**	**0.23**	**0.26**
Benz(a)anthracene	0.1	µg/L	< 0.05	< 0.05	< 0.05	< 0.05	< 0.05	< 0.05	< 0.05	< 0.050	< 0.050	< 0.050	< 0.050	< 0.20	< 0.11	< 0.095	< 0.12	< 0.10	< 0.19
Benzo(a)pyrene	0.2	µg/L	< 0.05	< 0.05	< 0.05	< 0.05	< 0.05	< 0.05	< 0.05	< 0.050	< 0.050	< 0.050	< 0.050	< 0.20	< 0.11	< 0.095	< 0.12	< 0.10	< 0.19
Benzo(b)fluoranthene	0.2	µg/L	< 0.1	< 0.1	< 0.1	< 0.1	< 0.1	< 0.1	< 0.1	< 0.10	< 0.10	< 0.10	< 0.10	< 0.20	< 0.11	< 0.095	< 0.12	< 0.10	< 0.19
Benzo(g,h,i)perylene	10	µg/L	< 0.1	< 0.1	< 0.1	< 0.1	< 0.1	< 0.1	< 0.1	< 0.10	< 0.10	< 0.10	< 0.10	< 0.20	< 0.11	< 0.095	< 0.12	< 0.10	< 0.19
Benzo(k)fluoranthene	10	µg/L	< 0.05	< 0.05	< 0.05	< 0.05	< 0.05	< 0.05	< 0.05	< 0.050	< 0.050	< 0.050	< 0.050	< 0.20	< 0.11	< 0.095	< 0.12	< 0.10	< 0.19
Chrysene	0.2	µg/L	< 0.05	< 0.05	< 0.05	< 0.05	< 0.05	< 0.05	< 0.05	< 0.050	< 0.050	< 0.050	< 0.050	< 0.20	< 0.048	< 0.043	< 0.056	< 0.047	< 0.19
Dibenzo(a,h)anthracene	0.3	µg/L	< 0.1	< 0.1	< 0.1	< 0.1	< 0.1	< 0.1	< 0.1	< 0.10	< 0.10	< 0.10	< 0.10	< 0.20	< 0.11	< 0.095	< 0.12	< 0.10	< 0.19
Dibenzofuran	1	µg/L	--	--	--	--	--	--	--	--	--	--	--	--	--	--	--	--	--
Fluoranthene	1,000	µg/L	**0.59**	**0.46**	**0.16**	**0.18**	**0.16**	**0.15**	< 0.1	**0.11**	**0.14**	**0.10**	< 0.10	< 0.20	< 0.11	< 0.095	< 0.12	< 0.10	< 0.19
Fluorene	1,000	µg/L	**0.22**	< 0.1	**0.28**	**0.13**	**0.11**	< 0.1	< 0.1	< 0.10	< 0.10	< 0.10	< 0.10	< 0.20	< 0.11	< 0.095	**0.15 J**	**0.36**	**0.44**
Indeno(1,2,3-cd)pyrene	0.4	µg/L	< 0.05	< 0.05	< 0.05	< 0.05	< 0.05	< 0.05	< 0.05	< 0.050	< 0.050	< 0.050	< 0.050	< 0.20	< 0.11	< 0.095	< 0.12	< 0.10	< 0.19
Naphthalene	20	µg/L	< 0.5	< 0.5	< 0.5	< 0.5	< 0.5	< 0.5	< 0.5	< 500	< 0.50	< 0.50	< 0.50	< 0.20	< 0.11	**0.80**	< 0.12	**0.25**	**2**
Phenanthrene	10	µg/L	< 0.05	< 0.05	< 0.05	< 0.05	< 0.05	< 0.05	**0.06**	< 0.50	< 0.050	< 0.050	< 0.050	< 0.20	< 0.11	< 0.095	< 0.12	< 0.10	< 0.19
Pyrene	1,000	µg/L	**2.6**	**1.3**	**0.44**	**0.38**	**0.33**	**0.30**	**0.11**	**0.11**	**0.11**	**0.072**	< 0.050	< 0.20	< 0.11	< 0.095	< 0.12	< 0.10	< 0.19
Inorganic Compounds																			
Aluminum (fume or dust)	*	mg/L	--	--	--	--	--	--	--	--	--	--	--	--	--	--	--	--	--
Antimony	0.01	mg/L	< 0.006	< 0.006	< 0.006	< 0.006	< 0.006	< 0.006	< 0.02	< 0.0200	< 0.0200	< 0.0200	< 0.0200	< 0.020	< 0.0053	< 0.0053	< 0.0053	< 0.0053	< 0.020
Arsenic	0.05	mg/L	< 0.05	< 0.05	< 0.05	< 0.05	< 0.05	< 0.05	< 0.05	< 0.0500	< 0.0500	< 0.0500	< 0.0500	< 0.020	< 0.0046	< 0.0046	< 0.0046	< 0.0046	< 0.020
Barium	2	mg/L	**0.0781**	**0.0625**	**0.083**	**0.0794**	**0.0899**	**0.0866**	**0.0916**	**0.0888**	**0.0945**	**0.0943**	**0.113**	**0.14**	**0.14**	**0.14**	**0.14**	**0.14**	**0.12**
Beryllium	0.004	mg/L	< 0.004	< 0.004	< 0.004	< 0.004	< 0.004	< 0.004	< 0.01	< 0.0100	< 0.0100	< 0.0100	< 0.0100	< 0.0040	**0.00041 J**	**0.00025 J**	**0.00056 J**	**0.00053 J**	**0.00044 J**
Cadmium	0.005	mg/L	< 0.005	< 0.005	< 0.005	< 0.005	< 0.005	< 0.005	< 0.005	< 0.0050	< 0.0050	< 0.0050	< 0.0050	< 0.0050	< 0.0020	**0.0051**	< 0.0020	**0.0029 J**	< 0.0050
Calcium metal	*	mg/L	--	--	--	--	--	--	--	--	--	--	--	--	--	--	--	--	--
Chromium	0.1	mg/L	< 0.01	< 0.01	< 0.01	< 0.01	< 0.01	< 0.01	< 0.01	< 0.0100	< 0.0100	< 0.0100	< 0.0100	< 0.010	< 0.0012	< 0.0012	< 0.0012	**0.0013 J**	< 0.010
Cobalt	*	mg/L	--	--	--	--	--	--	--	--	--	--	--	--	--	--	--	--	--
Copper	1.3	mg/L	< 0.01	< 0.01	< 0.01	< 0.01	< 0.01	< 0.01	< 0.01	< 0.0100	< 0.0100	< 0.0100	< 0.0100	< 0.020	< 0.0019	**0.0025 J**	< 0.0019	< 0.0019	< 0.020
Cyanide	0.2	mg/L	< 0.01	< 0.01	< 0.01	< 0.01	< 0.01	< 0.01	< 0.01	< 0.010	< 0.010	< 0.010	< 0.010	< 0.010	< 0.0050	< 0.0050	**0.017**	< 0.0050	< 0.010
Lead	0.015	mg/L	< 0.01	< 0.01	< 0.01	< 0.01	< 0.01	< 0.01	< 0.01	< 0.0100	< 0.0100	< 0.0100	< 0.0100	< 0.010	< 0.0040	< 0.0040	< 0.0040	< 0.0040	< 0.010
Magnesium	*	mg/L	--	--	--	--	--	--	--	--	--	--	--	--	--	--	--	--	--
Mercury	0.002	mg/L	< 0.0002	< 0.0002	< 0.0002	< 0.0002	< 0.0002	< 0.0002	< 0.0002	< 0.00020	< 0.00020	< 0.00020	< 0.00020	< 0.00020	< 0.000091	< 0.000091	< 0.000091	< 0.000091	< 0.00020
Nickel	0.1	mg/L	< 0.02	< 0.02	< 0.02	< 0.02	< 0.02	< 0.02	< 0.02	< 0.0200	< 0.0200	< 0.0200	< 0.0200	< 0.040	**0.0073 J**	**0.0065 J**	**0.0064 J**	**0.0060 J**	**0.0046 J**
Potassium	*	mg/L	--	--	--	--	--	--	--	< 0.0100	--	--	--	--	--	--	--	--	--
Selenium	0.05	mg/L	< 0.02	< 0.02	< 0.02	< 0.02	< 0.02	< 0.02	< 0.02	< 0.0200	< 0.0200	< 0.0200	< 0.0200	< 0.020	< 0.0064	< 0.0064	< 0.0064	< 0.0064	< 0.020
Sodium	*	mg/L	--	--	--	--	--	--	--	--	--	--	--	--	--	--	--	--	--
Thallium	0.002	mg/L	< 0.002	< 0.002	< 0.002	< 0.002	< 0.002	< 0.002	< 0.02	< 0.0200	< 0.0200	< 0.0200	< 0.0200	< 0.0010	< 0.00025	< 0.00025	< 0.00025	**0.00029 J**	< 0.0010
Vanadium (fume or dust)	0.2	mg/L	< 0.01	< 0.01	< 0.01	< 0.01	< 0.01	< 0.01	< 0.01	< 0.0100	< 0.0100	< 0.0100	< 0.0100	< 0.010	< 0.0024	< 0.0024	< 0.0024	< 0.0024	< 0.010
Zinc	2	mg/L	< 0.02	< 0.02	< 0.02	< 0.02	< 0.02	< 0.02	< 0.02	< 0.0200	< 0.0200	< 0.0200	< 0.0200	<0.020	**0.0088 J**	**0.061**	< 0.0087	**0.022**	<0.020

Chemical Name	Type 1 Risk Reduction Standard	Location ID / Sample Date / Unit	MW-303 1/5/2010	MW-303 7/22/2009	MW-303 1/14/2009	MW-303 7/17/2008	MW-303 1/9/2008	MW-303 7/11/2007	MW-303 2/15/2007	MW-303 7/12/2006	MW-303 2/8/2006	MW-303 1/11/2006	MW-303 7/22/2005	MW-303 1/20/2005	MW-303 7/14/2004	MW-303 1/20/2004	MW-303 7/17/2003	MW-303 1/15/2003	MW-303 7/10/2002	MW-303 1/22/2002	MW-303 7/10/2001	MW-303 1/18/2001
			Post-ISCO										Pre-ISCO									
Field Parameters																						
Conductivity	*	mS/cm	0.632	0.713	0.76	0.842	0.799	0.805	0.874	0.846	--	--	--	--	--	--	--	--	--	--	--	--
Dissolved Oxygen (YSI)	*	mg/L	0.36	0.19	5.45	0.39	7.99	0.42	0.26	0.15	--	--	--	--	--	--	--	--	--	--	--	--
Oxidation Reduction Potential	*	mV	21	68.6	84.8	66.7	103.7	118.9	86.3	124.6	--	--	--	--	--	--	--	--	--	--	--	--
pH	*	SU	6.23	5.53	0.84	5.45	5.81	5.57	5.73	5.93	--	--	--	--	--	--	--	--	--	--	--	--
Temperature	*	Celsius	17.36	25.16	21.65	26.29	22.84	23.60	21.37	24.43	--	--	--	--	--	--	--	--	--	--	--	--
Turbidity	*	NTU	2.81	2.1	1.2	6.26	0.08	0.00	0.82	0.24	--	--	--	--	--	--	--	--	--	--	--	--
Monitored Natural Attenuation Parameters																						
Carbon Dioxide	*	µg/L	3,000	3,600 *	3,900	3,800	< 1000	< 1000	--	1,700	--	--	--	--	--	--	--	--	--	--	--	--
Iron	*	mg/L	--	--	--	--	--	--	--	0.1 U	--	0.463	0.397	0.67	0.69	0.98	1	1.9	2.5	1.8	1.5	1.1
Iron, as Ferrous (Fe+2)	*	mg/L	9.6 HF	7.1 HF	9.6 HF	6.6	2.41	0.87	0.1	0.1 U	--	--	--	--	--	--	--	--	--	--	--	--
Manganese, Total	*	mg/L	--	--	--	--	--	--	--	0.417	--	0.845	0.792	0.83	0.69	0.59	0.54	0.59	0.69	0.54	0.54	0.43
Manganese, Dissolved	*	mg/L	--	--	--	--	--	--	--	0.368	--	--	--	--	--	--	--	--	--	--	--	--
Methane	*	µg/L	25	13	6.7	0.49	10	18	9	0.94	--	--	--	--	--	--	--	--	--	--	--	--
Nitrate	*	mg/L	< 1.1	< 1.1	< 0.050	< 0.50	< 0.25	< 0.25	< 0.25	0.49	--	--	--	--	--	--	--	--	--	--	--	--
Nitrogen	*	mg/L	--	--	--	--	--	--	--	14	--	--	--	--	--	--	--	--	--	--	--	--
Nitrogen, ammonia (as N)	*	mg/L	--	--	--	--	--	--	--	0.2 U	--	--	--	--	--	--	--	--	--	--	--	--
Oxygen	*	mg/L	1.2	0.84	0.86	0.89	1.8	1.9	1.5	1.6	--	--	--	--	--	--	--	--	--	--	--	--
Sulfate	*	mg/L	150	160	170	210	210	200	210	150	--	--	--	--	--	--	--	--	--	--	--	--
Sulfide	*	mg/L	--	--	--	--	--	--	--	2 U	--	--	--	--	--	--	--	--	--	--	--	--
Volatile Organic Compounds																						
Acetone	4,000	µg/L	< 100	< 100	< 100	< 100	< 50	< 50	< 50	50 U	10 U	**67**	25 U	25 U	25 U	25 U	25 U	25 U	25 U	25 U	25 U	25 U
Benzene	5	µg/L	**9.0**	< 5.0	< 5.0	< 5.0	< 5.0	< 5	< 5	5 U	--	1.0 U	1.0 U	1.0 U	1.0 U	1.0 U	1.0 U	1.0 U	1.0 U	**3.9**	1.0 U	1.0 U
Carbon Disulfide	4,000	µg/L	< 5.0	< 5.0	< 5.0	< 5.0	< 5.0	< 5	< 5	5 U	--	1.0 U	1.0 U	1.0 U	1.0 U	1.0 U	1.0 U	1.0 UJ	1.0 U	1.0 U	1.0 U	1.0 U
Ethylbenzene	700	µg/L	< 5.0	< 5.0	< 5.0	< 5.0	< 5.0	< 5	< 5	5 U	--	1.0 U	1.0 U	1.0 U	1.0 U	1.0 U	1.0 U	1.0 U	**0.13 J**	**3.5**	1.0 U	1.0 U
Methylene Chloride	5	µg/L	< 5.0	< 5.0	< 5.0	< 5.0	< 5.0	< 5	< 5	5 U	--	1.0 U	5.0 U	5.0 U	5.0 U	5.0 U	5.0 U	5.0 UJ	**0.34 J**	5.0 U	5.0 U	5.0 U
Toluene	1,000	µg/L	< 5.0	< 5.0	< 5.0	< 5.0	< 5.0	< 5	< 5	5 U	--	1.0 U	1.0 U	1.0 U	1.0 U	1.0 U	1.0 U	1.0 U	**0.41 J**	1.0 U	1.0 U	1.0 U
Trichloroethylene	5	µg/L	< 5.0	< 5.0	< 5.0	< 5.0	< 5.0	< 5	< 5	5 U	--	1.0 U	1.0 U	1.0 U	1.0 U	1.0 U	1.0 U	1.0 U	1.0 U	1.0 U	1.0 U	1.0 U
Xylenes, total	2,000	µg/L	< 5.0	< 5.0	< 5.0	< 5.0	< 5.0	< 5	< 5	5 U	--	2.0 U	2.0 U	2.0 U	2.0 U	2.0 U	2.0 U	2.0 U	**0.49 J**	**0.93 J**	2.0 U	2.0 U
Semivolatile Organic Compounds																						
2-Methylnaphthalene	*	µg/L	--	--	--	--	--	--	--	--	--	0.2 U	0.2 U	0.2 U	0.2 U	0.2 U	10 U	10 U	10 U	10 U	10 U	10 U
Acenaphthene	2,000	µg/L	< 0.94	**0.61**	**0.23**	**0.024 J**	< 10	< 10	< 10	10 U	--	0.2 U	0.2 U	0.2 U	0.2 U	0.2 U	10 U	10 U	**0.33 J**	**30**	10 U	10 U
Acenaphthylene	10	µg/L	< 0.94	**0.36**	**0.22**	**0.076 J**	< 10	< 10	< 10	10 U	--	0.2 U	0.2 U	0.2 U	0.2 U	0.2 U	10 U	10 U	10 U	10 U	10 U	10 U
Anthracene	10	µg/L	< 0.94	< 0.19	**0.14 J**	**0.095 J**	< 10	< 10	< 10	10 U	--	0.2 U	0.2 U	0.2 U	0.2 U	0.2 U	10 U	10 U	10 U	10 U	10 U	10 U
Benz(a)anthracene	0.1	µg/L	< 0.94	< 0.19	< 0.19	< 0.19	< 0.050	< 0.05	< 0.05	0.05 U	--	0.2 U	0.2 U	0.2 U	0.2 U	0.2 U	10 U	10 U	10 U	10 U	10 U	10 U
Benzo(a)pyrene	0.2	µg/L	< 0.94	< 0.19	< 0.19	< 0.19	< 0.050	< 0.05	< 0.05	0.05 U	--	0.2 U	0.2 U	0.2 U	0.2 U	0.2 U	10 U	10 U	10 U	10 U	10 U	10 U
Benzo(b)fluoranthene	0.2	µg/L	< 0.94	< 0.19	< 0.19	< 0.19	< 0.10	< 0.1	< 0.1	0.1 U	--	0.2 U	0.2 U	0.2 U	0.2 U	0.2 U	10 U	10 U	10 U	10 U	10 U	10 U
Benzo(g,h,i)perylene	10	µg/L	< 0.94	< 0.19	< 0.19	< 0.19	< 10	< 10	< 10	10 U	--	0.2 U	0.2 U	0.2 U	0.2 U	0.2 U	10 U	10 U	10 U	10 U	10 U	10 U
Benzo(k)fluoranthene	10	µg/L	< 0.94	< 0.19	< 0.19	< 0.19	< 10	< 10	< 10	10 U	--	0.2 U	0.2 U	0.2 U	0.2 U	0.2 U	10 U	10 U	10 U	10 U	10 U	10 U
Chrysene	0.2	µg/L	< 0.94	< 0.19	< 0.19	< 0.19	< 0.050	< 0.05	< 0.05	0.05 U	--	0.2 U	0.2 U	0.2 U	0.2 U	0.2 U	10 U	10 U	10 U	10 U	10 U	10 U
Dibenzo(a,h)anthracene	0.3	µg/L	< 0.94	< 0.19	< 0.19	< 0.19	< 0.10	< 0.1	< 0.1	0.1 U	--	0.2 U	0.2 U	0.2 U	0.2 U	0.2 U	10 U	10 U	10 U	10 U	10 U	10 U
Dibenzofuran	1	µg/L	--	--	--	--	--	--	--	--	--	1.0 U	0.2 U	0.2 U	0.2 U	0.2 U	10 U	10 U	10 U	**0.8 J**	10 U	10 U
Fluoranthene	1,000	µg/L	< 0.94	< 0.19	< 0.19	< 0.19	< 10	< 10	< 10	10 U	--	0.2 U	0.2 U	0.2 U	0.2 U	0.2 U	10 U	10 U	10 U	10 U	10 U	10 U
Fluorene	1,000	µg/L	< 0.94	< 0.19	**0.11 J**	< 0.19	< 10	< 10	< 10	10 U	--	0.2 U	0.2 U	0.2 U	0.2 U	0.2 U	10 U	10 U	10 U	10 U	10 U	10 U
Indeno(1,2,3-cd)pyrene	0.4	µg/L	< 0.94	< 0.19	< 0.19	< 0.19	< 0.050	< 0.05	< 0.05	0.05 U	--	0.2 U	0.2 U	0.2 U	0.2 U	0.2 U	10 U	10 U	10 U	10 U	10 U	10 U
Naphthalene	20	µg/L	**46 B**	**1.2**	**0.63**	**0.049 J**	< 10	< 10	< 10	10 U	--	0.2 U	0.2 U	0.2 U	0.2 U	0.2 U	10 U	10 U	10 U	10 U	10 U	10 U
Phenanthrene	10	µg/L	**1**	< 0.19	**0.088 J**	**0.043 J**	< 10	< 10	< 10	10 U	--	0.2 U	0.2 U	0.2 U	0.2 U	0.2 U	10 U	10 U	10 U	**1.2 J**	10 U	10 U
Pyrene	1,000	µg/L	< 0.94	< 0.19	**0.076 J**	**0.061 J**	< 10	< 10	< 10	10 U	--	0.2 U	0.2 U	0.2 U	0.2 U	0.2 U	10 U	10 U	10 U	10 U	10 U	10 U
Inorganic Compounds																						
Aluminum (fume or dust)	*	mg/L	--	--	--	--	--	--	--	--	--	**0.209**	0.2 U	0.2 U	0.2 U	0.2 U	0.2 U	0.20 U	0.2 U	0.2 U	0.2 U	**0.04 B**
Antimony	0.01	mg/L	< 0.020	< 0.020	< 0.020	< 0.020	< 0.0200	< 0.02	< 0.02	0.02 U	--	0.01 U	0.006 U	0.02 U	0.006 U	0.02 U	0.02 U	0.020 U	0.02 U	0.02 U	0.02 U	0.02 U
Arsenic	0.05	mg/L	< 0.020	< 0.020	< 0.010	< 0.010	<0.0500	< 0.05	< 0.05	0.05 U	--	0.01 U	0.01 U	0.01 U	0.01 U	0.01 U	0.01 U	0.010 U	0.01 U	0.01 U	0.01 U	0.01 U
Barium	2	mg/L	**0.12**	**0.14**	**0.16**	**0.24**	**0.230**	**0.193**	**0.226**	**0.22**	--	0.2 U	**0.178**	**0.25**	**0.24**	**0.22**	**0.22**	**0.25**	**0.24**	**0.23**	**0.24**	**0.23**
Beryllium	0.004	mg/L	< 0.0040	< 0.0040	**0.00069 J**	**0.00085 J**	< 0.0100	< 0.010	< 0.010	0.01 U	--	0.005 U	0.004 U	0.004 U	0.004 U	0.004 U	0.004 U	0.0040 U	0.004 U	0.004 U	0.004 U	0.004 U
Cadmium	0.005	mg/L	< 0.0050	< 0.0050	**0.00064 J**	**0.00096 J**	< 0.0050	< 0.005	< 0.005	0.005 U	--	0.002 U	0.005 U	0.005 U	0.005 U	0.005 U	0.005 U	0.0050 U	0.005 U	0.005 U	0.005 U	0.005 U
Calcium metal	*	mg/L	--	--	--	--	--	--	--	--	--	**43.8**	**43.2**	**48**	**46**	**41**	**37**	**40**	**39**	**41**	**41**	**37**
Chromium	0.1	mg/L	< 0.010	< 0.010	**0.0015 J**	< 0.010	< 0.0100	< 0.010	< 0.010	0.01 U	--	0.005 U	0.01 U	0.01 U	0.01 U	0.01 U	0.01 UJ	0.010 U	0.01 U	0.01 U	0.01 U	0.01 U
Cobalt	*	mg/L	--	--	--	--	--	--	--	--	--	0.007 U	0.01 U	0.01 U	0.01 U	0.01 U	0.01 U	**0.0022 B**	0.01 U	**0.0023 B**	**0.002 B**	**0.0017 B**
Copper	1.3	mg/L	< 0.020	< 0.020	< 0.020	< 0.020	< 0.0100	< 0.010	< 0.010	0.01 U	--	0.025 U	0.02 U	0.02 U	0.02 U	0.02 U	0.02 U	0.020 U	0.02 U	0.02 U	0.02 U	**0.00091 B**
Cyanide	0.2	mg/L	**0.013**	< 0.010	< 0.010	< 0.010	< 0.010	< 0.010	< 0.010	0.01 U	--	0.01 U	0.01 U	0.01 U	0.01 U	0.01 U	0.015 U	0.010 UJ	0.01 U	0.01 U	0.01 U	0.01 U
Lead	0.015	mg/L	< 0.010	< 0.010	< 0.0050	< 0.0050	< 0.0100	< 0.010	< 0.010	0.01 U	--	0.003 U	0.005 U	0.005 U	0.005 U	0.005 U	0.005 U	0.0050 U	0.005 U	0.005 U	0.005 U	0.005 U
Magnesium	*	mg/L	--	--	--	--	--	--	--	--	--	**40.7**	**39.6**	**45**	**43**	**39**	**37**	**37**	**34**	**38**	**39**	**35**
Mercury	0.002	mg/L	< 0.00020	< 0.00020	< 0.00020	< 0.00020	< 0.00020	< 0.0002	< 0.0002	0.0002 U	--	0.0002 U	0.0002 U	0.0002 U	0.0002 U	0.0002 U	0.0002 U	0.00020 U	0.0002 U	0.0002 U	0.00020 U	0.00020 U
Nickel	0.1	mg/L	< 0.040	< 0.040	**0.0070 J**	**0.0079 J**	< 0.0200	**0.0291**	< 0.02	0.02 U	--	0.04 U	0.04 U	0.04 U	0.04 U	0.04 U	0.04 U	0.040 U	0.04 U	0.04 U	**0.0052 B**	0.04 U
Potassium	*	mg/L	--	--	--	--	--	--	--	--	--	5 U	1 U	**1.4**	**1.3**	**1.3**	**1.4**	**1.4**	**1.5**	**1.9**	**1.3**	**4.2**
Selenium	0.05	mg/L	< 0.020	< 0.020	< 0.010	< 0.010	< 0.0200	< 0.02	< 0.02	0.02 U	--	0.005 U	0.01 U	0.01 U	0.01 U	0.01 U	**0.02**	0.010 U	0.01 U	0.01 U	0.01 U	0.01 U
Sodium	*	mg/L	--	--	--	--	--	--	--	--	--	**56.1**	**66.6**	**75**	**61**	**49**	**51**	**51**	**42**	**42**	**50**	**49**
Thallium	0.002	mg/L	< 0.0010	< 0.0010	< 0.0010	< 0.0010	< 1.00	< 1.00	< 1	0.001 U	--	0.001 U	0.001 U	0.002 U	0.001 U	0.001 U	0.002 U	0.0020 UJ	0.002 UWN	0.002 U	0.002 U	0.002 U
Vanadium (fume or dust)	0.2	mg/L	< 0.010	< 0.010	**0.0021 J**	**0.0032 J**	< 0.0100	< 0.010	**0.0779**	**0.109**	--	0.007 U	0.01 U	0.01 U	0.01 U	0.01 U	0.01 U	0.010 U	0.01 U	0.01 U	0.01 U	0.01 U
Zinc	2	mg/L	<0.020	**0.026**	**0.032**	**0.038**	**0.0238**	< 0.02	< 0.02	0.02 U	--	0.02 U	0.02 U	0.02 U	0.02 U	0.02 U	**0.02**	**0.0071 B**	**0.0066 B**	**0.012 B**	0.02 U	**0.032**

Notes:
* - Not a HSRA regulated compound
ISCO - *in-situ* chemical oxidation
RRS - Risk Reduction Standard

Data Qualifier Defintions:
-- - Not analyzed
B (Inorganics) - Estimated analyte concentration
D - Analyte concentration reported from secondary dilution
DB - Analyte concentration reported from secondary dilution; analyte detected in method blank
H - Holding time exceeded for sample
J - Estimated analyte concentration
JB (Organic) - Estimated analyte concentration; analyte detected in method blank
Bold = Exceeds the laboratory detection limit
Bold and shaded - Analyte concentration exceeds the Type 1 RRS
JM (Organic) - Estimated analyte concentration; spike sample recovery outside control limits
M (Organic) - Spike sample recovery outside control limits
N - Spike sample recovery outside of control limits
R - Sample data results rejected due to deficiencies in the ability to meet quality control standards
< - Analyte not detected at referenced detection limit
U - Analyte not detected at referenced detection limit
UJ - Analyte not detected; low method bias and/or matrix interference
UN - Analyte not detected; spiked sample recovery outside of control limits
UR - Analyte not detected; data rejected
UWN - Analyte not detected; post digestion spike and spike sample recovery outside control limits

Appendix E-1
Summary of Historical Groundwater Sampling Data - Alluvium, Galliard, and Saprolite Monitoring Wells
January 2001 through July 2018
Atlanta Gas Light Company
Former Manufactured Gas Plant Site
Augusta, Georgia

Chemical Name	Type 1 Risk Reduction Standard	Location ID / Sample Date / Unit	MW-304 7/18/2018	MW-304 1/23/2018	MW-304 7/25/2017	MW-304 1/24/2017	MW-304 7/26/2016	MW-304 1/19/2016	MW-304 7/30/2015	MW-304 1/15/2015	MW-304 7/15/2014	MW-304 1/8/2014	MW-304 7/11/2013	MW-304 1/8/2013	MW-304 7/25/2012	MW-304 1/18/2012	MW-304 7/5/2011	MW-304 1/18/2011	MW-304 7/14/2010	MW-304 1/6/2010	MW-304 7/23/2009	MW-304 1/20/2009	MW-304 7/15/2008	MW-304 1/9/2008	MW-304 7/12/2007	MW-304 2/15/2007	MW-304 02/07 DUP	MW-304 7/12/2006	MW-304 07/06 DUP	MW-304 1/16/2006	MW-304 7/22/2005	MW-304 1/21/2005	MW-304 7/14/2004	MW-304 7/14/2004	MW-304 1/24/2004	MW-304 1/24/2004	MW-304 7/20/2003	MW-304 1/20/2003	MW-304 7/17/2002	MW-304 4/4/2002	MW-304 1/22/2002	MW-304 7/16/2001	MW-304 1/17/2001
			Post-ISCO																												Pre-ISCO												
Field Parameters																																											
Conductivity	*	mS/cm	0.57	0.546	0.329	0.476	0.501	0.43	590	0.448	0.576	0.461	0.561	0.417	0.470	0.470	0.530	0.466	0.533	0.451	0.581	0.366	0.494	0.619	0.547	0.622	0.622	0.474	0.474	--	--	--	--	--	--	--	--	--	--	--	--	--	--
Dissolved Oxygen (YSI)	*	mg/L	0.21	0.19	0.15	0.27	0.1	0.36	0.32	0.32	0.18	1.08	0.32	0.66	0.45	0.45	0.16	1.22	0.62	10.14	0.27	0.56	0.6	0.29	0.31	0.14	0.14	0.25	0.25	--	--	--	--	--	--	--	--	--	--	--	--	--	--
Oxidation Reduction Potential	*	mV	-13.5	-39	77.5	-36.3	-17.2	-37.1	240.9	-47.1	-54.7	-44.1	-31.4	6.9	-56.1	-56.1	-32.3	-42.6	-106.7	-36.4	-1.2	-8	-89.7	-46.9	-35.8	-28.5	-28.5	-34.3	-34.3	--	--	--	--	--	--	--	--	--	--	--	--	--	--
pH	*	SU	6.25	6.07	6.21	6.17	6.25	6.05	6.03	6.04	6.1	6.30	6.02	6.35	6.11	6.11	6.11	6.36	6.15	7.06	6.04	5.96	5.86	5.96	6.05	6.13	6.13	6.02	6.02	--	--	--	--	--	--	--	--	--	--	--	--	--	--
Temperature	*	Celsius	19.62	18.56	19.67	18.23	18.79	17.11	26	14.6	24.25	16.89	20.51	16.64	16.26	16.26	25.14	16.43	21.47	12.77	20.34	15.39	14.44	18.28	20.01	17.34	17.34	20.11	20.11	--	--	--	--	--	--	--	--	--	--	--	--	--	--
Turbidity	*	NTU	2.14	1.23	3.27	2.13	4.63	4.83	8.18	0.94	0.69	8.31	0.95	2.09	9.93	9.93	1.74	9.19	9.1	8.09	4.8	3	1.42	0.00	4.5	0.84	0.84	3.39	3.39	--	--	--	--	--	--	--	--	--	--	--	--	--	--
Monitored Natural Attenuation Parameters																																											
Carbon Dioxide	*	µg/L	--	--	--	--	--	--	--	305	202	560	352	120	240	3,100 B	2,800 B	2,800	2,500 JB	1,500	2,600	1,400	2,700	< 1000	< 1000	--	--	2,700	2,600	--	--	--	--	--	--	--	--	--	--	--	--	--	--
Iron	*	mg/L	--	--	--	--	--	--	--	--	--	--	--	--	--	--	--	--	--	--	--	--	--	--	--	--	--	40.1	41.1	42.2	41.1	43	42	43	39	42	40	40	43	--	40	40	41
Iron, as Ferrous (Fe+2)	*	mg/L	--	--	--	--	--	--	--	32.7	32.7	41.9	42.8 H	40 HF	37 HF	16 HF	25 HF	38 HF		32 HF	32 HF	2.2 HF	36	43.5	39.1	43.8	43.5	42.2	42.3	--	--	--	--	--	--	--	--	--	--	--	--	--	--
Manganese, Total	*	mg/L	--	--	--	--	--	--	--	--	--	--	--	--	--	--	--	--	--	--	--	--	--	--	--	--	7,000	1.67	1.64	1.6	1.4	1.6	1.6	1.6	1.4	1.5	1.4	1.4	1.5	--	1.4	1.4	1.4
Manganese, Dissolved	*	mg/L	--	--	--	--	--	--	--	--	--	--	--	--	--	--	--	--	--	--	--	--	--	--	--	--	< 0.25	1.41	1.37	--	--	--	--	--	--	--	--	--	--	--	--	--	--
Methane	*	µg/L	--	--	--	--	--	--	--	6,700	3700	7,400	6,400	1,900	6,000	5,800	3,100	--	5,000	1,100	6,200	1,800	3,300	6,800	7,600	7,200	7,000	5,700	6,900	--	--	--	--	--	--	--	--	--	--	--	--	--	--
Nitrate	*	mg/L	--	--	--	--	--	--	--		< 0.25	<0.25	<0.25	< 0.25	< 0.25	< 0.075	< 0.075	< 0.36	< 1.1	< 1.1	< 1.1	0.048 J	< 0.50	< 0.25	< 0.25	< 0.25	< 0.25	< 0.25	< 0.25	--	--	--	--	--	--	--	--	--	--	--	--	--	--
Nitrogen	*	mg/L	--	--	--	--	--	--	--	--	--	--	--	--	--	--	--	--	--	--	--	--	--	--	--	--	--	13	12	--	--	--	--	--	--	--	--	--	--	--	--	--	--
Nitrogen, ammonia (as N)	*	mg/L	--	--	--	--	--	--	--	--	--	--	--	--	--	--	--	--	--	--	--	--	--	--	--	--	--	3.74	3.63	--	--	--	--	--	--	--	--	--	--	--	--	--	--
Oxygen	*	mg/L	--	--	--	--	--	--	--	7.48 H	5.52 H	6.33 H	5.28 H	5.2	3.5	1.1	1.4	1.2	1.3	1.4	0.87	1.2	0.85	1.7	0.81	1.7	3.4	1	0.64	--	--	--	--	--	--	--	--	--	--	--	--	--	--
Sulfate	*	mg/L	--	--	--	--	--	--	--		< 1.0	<1.0	<1.0	< 5.0	< 5.0	< 2.6	< 2.6	< 2.6	< 5.0	< 5.0	< 5.0	< 5.0	< 5.0	< 1.0	< 1.0	< 1	< 1	< 1	< 1	--	--	--	--	--	--	--	--	--	--	--	--	--	--
Sulfide	*	mg/L	--	--	--	--	--	--	--	--	--	--	--	--	--	--	--	--	--	--	--	--		--	--	--	--	< 2	< 2	--	--	--	--	--	--	--	--	--	--	--	--	--	--
Volatile Organic Compounds																																											
Acetone	4,000	µg/L	< 50	< 50	< 50	< 50	< 50	< 50	< 50	< 50	< 50	< 50	< 50	< 100	< 100	< 5.0	< 25	< 25	45 J	< 500	< 100	< 100	< 100	< 50	< 50	< 50 R	< 50	50 R	50 R	80 U	25 U	25 U	25 U	25 U	25 U	25 U	25 U	25 U	25 U	--	25 U	25 U	25 U
Benzene	5	µg/L	280	300	770	290	160	45	22	27	91	27	76	10	43	140	620	410	480	800	340	31	160	130	580	470	460	430	440	0.2	4.6	24	22	26	18	2	1.6	25	1.0 U	32	46	34	34
Carbon Disulfide	4,000	µg/L	< 5.0	< 5.0	< 5.0	< 5.0	< 5.0	< 5.0	< 5.0	< 5.0	< 5.0	< 5.0	< 5.0	< 5.0	< 5.0	< 0.60	< 3.0	< 3.0	< 25	< 25	< 5.0	< 5.0	< 5.0	< 5.0	< 5	< 5	< 5	< 5	< 5	8.0 U	1.0 U	1.0 U	1.0 U	1.0 U	1.0 U	1.0 U	1.0 U	1.0 U	1.0 U	--	1.0 U	1.0 U	1.0 U
Ethylbenzene	700	µg/L	< 5.0	< 5.0	< 5.0	< 5.0	< 5.0	< 5.0	< 5.0	< 250	< 5.0	12	28	<5.0	36	0.97 J	2.5 J	< 0.55	1.3 J	< 25	< 5.0	1.7 J	1.8 J	< 5.0	< 5	8.8	7.7	5.4	10	8.0	36	67	76	94	75	79	59	110	1.0 U	120	250 D	150	140
Methylene Chloride	5	µg/L	< 5.0	< 5.0	< 5.0	< 5.0	< 5.0	< 5.0	< 5.0	< 5.0	< 5.0	< 5.0	< 5.0	< 5.0	< 5.0	< 1.0	< 5.0	< 5.0	< 25	< 25	< 5.0	< 5.0	< 5.0	< 5.0	< 5	< 5	< 5	< 5	< 5	8.0 U	5.0 U	5.0 U	5.0 U	5.0 U	5.0 U	5.0 U	5.0 U	0.36 J	5.0 U	5.0 U	5.0 U	5.0 U	0.67 JB
Toluene	1,000	µg/L	< 5.0	< 5.0	< 5.0	< 5.0	< 5.0	< 5.0	< 5.0	< 5.0	< 5.0	< 5.0	< 5.0	< 5.0	< 5.0	< 0.33	< 1.7	< 1.6	< 25	< 25	< 5.0	< 5.0	< 5.0	< 5.0	< 5	< 5	< 5	< 5	< 5	8.0 U	1.0 U	12	1.0 U	13	1.0 U	1.0 U	1.0 U	11	1.0 U	26	62	33	36
Trichloroethylene	5	µg/L	< 5.0	< 5.0	< 5.0	< 5.0	< 5.0	< 5.0	< 5.0	< 5.0	< 5.0	< 5.0	< 5.0	< 5.0	< 5.0	< 0.13	< 0.65	< 0.65	< 25	< 25	< 5.0	< 5.0	< 5.0	< 5.0	< 5	< 5	< 5	< 5	< 5	8.0 U	1.0 U	1.0 U	1.0 U	1.0 U	1.0 U	1.0 U	1.0 U	1.0 U	1.0 U	1.0 U	1.0 U	0.23 J	0.41 J
Xylenes, total	2,000	µg/L	< 5.0	5.3	16	9.7	8.1	< 5.0	7.9	9.6	< 5.0	26	29	<5.0	43	14	10 J	9.5 J	15 J	34	8.8	5.8	17	19	8.4	38	37	12 J	21 J	16 U	43	66	50	56	43	43	36	50 B	2.0 U	--	110	94	83
Semivolatile Organic Compounds																																											
2-Methylnaphthalene	*	µg/L	--	--	--	--	--	--	--	--	--	--	--	--	--	--	--	--	--	--	--	--	--	--	--	--	--	--	--	19	2.1	87	73	76	59	65	56	82	74	--	100	96	150
Acenaphthene	2,000	µg/L	11	250	15	32	33	28	27	31	34	32	53	31	58	71	4.2	28	25	48	29	23	18	44	< 10	47	47	37	44	38	3.6	80	75	78	47	50	68	58	52	98	59	70	120
Acenaphthylene	10	µg/L	< 1.0	< 1.0	< 1.0	< 1.0	< 1.0	< 1.0	< 1.0	< 1.0	< 1.0	< 1.0	< 1.0	<20	< 4.3	< 0.11	< 0.10	0.21	0.16 J	< 4.0	< 0.39	0.27	0.28	< 10	< 10	< 10	< 10	< 10	< 10	0.2 U	0.2 U	10 U	10 U	10 U	0.29	0.2 U	10 U	0.57 J	10 U	40 U	50 U	1.0 J	1.8 J
Anthracene	10	µg/L	0.17	0.28	0.16	0.48	0.58	0.37	0.56	0.54	0.46	0.93	1.1	<20	< 4.3	0.50	< 0.10	0.27	0.24	< 4.0	0.47	0.33	0.51	< 10	< 10	< 10	< 10	< 10	< 10	0.59	0.2 U	10 U	10 U	10 U	1.6	16	10 U	0.18 J	2	2.7 J	50 U	2.2 J	3 J
Benz(a)anthracene	0.1	µg/L	< 0.05	< 0.05	< 0.05	< 0.05	< 0.05	< 0.05	< 0.05	< 0.050	< 0.050	< 0.050	< 0.050	<20	< 4.3	< 0.11	< 0.10	< 0.10	< 0.19	< 4.0	< 0.39	< 0.19	< 0.19	< 0.050	< 0.05	< 0.05	< 0.05	< 0.05	< 0.05	0.2 U	0.2 U	10 U	10 U	10 U	0.2 U	0.2 U	10 U	10 U	10 U	40 U	50 U	10 U	10 U
Benzo(a)pyrene	0.2	µg/L	< 0.05	< 0.05	< 0.05	< 0.05	< 0.05	< 0.05	< 0.05	< 0.050	< 0.050	< 0.050	< 0.050	<20	< 4.3	< 0.11	< 0.10	< 0.10	< 0.19	< 4.0	< 0.39	< 0.19	< 0.19	< 0.050	< 0.05	< 0.05	< 0.05	< 0.05	< 0.05	0.2 U	0.2 U	10 U	10 U	10 U	0.2 U	0.2 U	10 U	10 U	10 U	40 U	50 U	10 U	10 U
Benzo(b)fluoranthene	0.2	µg/L	< 0.1	< 0.1	< 0.1	< 0.1	< 0.1	< 0.1	< 0.1	< 0.10	< 0.10	< 0.10	< 0.10	<20	< 4.3	< 0.11	< 0.10	< 0.10	< 0.19	< 4.0	< 0.39	< 0.19	< 0.19	< 0.10	< 0.1	< 0.1	< 0.1	< 0.1	< 0.1	0.2 U	0.2 U	10 U	10 U	10 U	0.2 U	0.2 U	10 U	10 U	10 U	40 U	50 U	10 U	10 U
Benzo(g,h,i)perylene	10	µg/L	< 0.1	< 0.1	< 0.1	< 0.1	< 0.1	< 0.1	< 0.1	< 0.10	< 0.10	< 0.10	< 0.10	<20	< 4.3	< 0.11	< 0.10	< 0.10	< 0.19	< 4.0	< 0.39	< 0.19	< 0.19	< 10	< 10	< 10	< 10	< 10	< 10	0.2 U	0.2 U	10 U	10 U	10 U	0.2 U	0.2 U	10 U	10 U	10 U	40 U	50 U	0.95 JB	10 U
Benzo(k)fluoranthene	10	µg/L	< 0.05	< 0.05	< 0.05	< 0.05	< 0.05	< 0.05	< 0.05	< 0.050	< 0.050	< 0.050	< 0.050	<20	< 4.3	< 0.11	< 0.10	< 0.10	< 0.19	< 4.0	< 0.39	< 0.19	< 0.19	< 10	< 10	< 10	< 10	< 10	< 10	0.2 U	0.2 U	10 U	10 U	10 U	0.2 U	0.2 U	10 U	10 U	10 U	40 U	50 U	10 U	10 U
Chrysene	0.2	µg/L	< 0.05	< 0.05	< 0.05	< 0.05	< 0.05	< 0.05	< 0.05	< 0.050	< 0.050	< 0.050	< 0.050	<20	< 4.3	< 0.048	< 0.046	< 0.045	< 0.19	< 4.0	< 0.39	< 0.19	< 0.19	< 0.050	< 0.05	< 0.05	< 0.05	< 0.05	< 0.05	0.2 U	0.2 U	10 U	10 U	10 U	0.2 U	0.2 U	10 U	10 U	10 U	40 U	50 U	10 U	10 U
Dibenzo(a,h)anthracene	0.3	µg/L	< 0.1	< 0.1	< 0.1	< 0.1	< 0.1	< 0.1	< 0.1	< 0.10	< 0.10	< 0.10	< 0.10	<20	< 4.3	< 0.11	< 0.10	< 0.10	< 0.19	< 4.0	< 0.39	< 0.19	< 0.19	< 0.10	< 0.1	< 0.1	< 0.1	< 0.1	< 0.1	0.2 U	0.2 U	10 U	10 U	10 U	0.2 U	0.2 U	10 U	10 U	10 U	40 U	50 U	0.86 JB	10 U
Dibenzofuran	1	µg/L	--	--	--	--	--	--	--	--	--	--	--	--	--	--	--	--	--	--	--	--	--	--	--	--	--	--	--	1.0 U	0.2 U	10 U	10 U	10 U	1.7	2.0	10 U	2.1 J	21 J	--	2.3 J	2.6 J	4.3 J
Fluoranthene	1,000	µg/L	0.27	0.29	0.19	0.51	0.57	0.44	0.38	0.40	0.43	0.54	0.62	<20	< 4.3	0.39	< 0.10	0.20	0.21	< 4.0	< 0.39	0.24	0.29	< 10	< 10	< 10	< 10	< 10	< 10	0.45	0.2 U	10 U	10 U	10 U	0.76	0.76	10 U	0.84 J	0.95 J	40 U	50 U	0.78 J	10 U
Fluorene	1,000	µg/L	1.5	2.9	1.8	4.0	4.9	3.6	4	4.4	3.5	5.8	6.6	<20	8.4	5.0	0.50	3.0	2.3	6.4	2.6	2.7	3.9	< 10	< 10	< 10	< 10	< 10	< 10	4.3	0.42	13	11	12	11	12	13	11	11	18 J	9.3 J	13	21
Indeno(1,2,3-cd)pyrene	0.4	µg/L	< 0.05	< 0.05	< 0.05	< 0.05	< 0.05	< 0.05	< 0.05	0.064	< 0.050	< 0.050	< 0.050	<20	< 4.3	< 0.11	< 0.10	< 0.10	< 0.19	< 4.0	< 0.39	< 0.19	< 0.19	< 0.050	< 0.05	< 0.05	< 0.05	< 0.05	< 0.05	0.2 U	0.2 U	10 U	10 U	10 U	0.2 U	0.2 U	10 U	10 U	10 U	40 U	50 U	0.77 JB	10 U
Naphthalene	20	µg/L	7.6	220	150	21	11	3.6	18	27	12	65	280	300	430	98	20	50	110	190	21	17	76	110	< 10	190	180	160	210	87	35	700	560	580	450	500	400	620	570 D	1,300 D	980	880 D	1,200 D
Phenanthrene	10	µg/L	0.92	1.4	0.95	2.3	3.1	2.2	2.9	3.2	2.1	5	5.7	<20	7.2	3.0	0.18 J	1.5	1.2	5.5	1.6	1.7	2.4	< 10	< 10	< 10	< 10	< 10	< 10	3.0	0.24	10	10	11	9.4	9.3	11	11	11	16 J	11 J	12	19
Pyrene	1,000	µg/L	0.32	0.36	0.24	0.61	0.65	0.51	0.39	0.42	0.45	0.52	0.54	<20	< 4.3	0.40	< 0.10	0.28	0.25	< 4.0	< 0.39	0.24	0.37	< 10	< 10	< 10	< 10	< 10	< 10	0.51	0.2 U	10 U	10 U	10 U	0.76	0.83	10 U	0.95 J	0.81 J	40 U	50 U	0.92 J	1.2 J
Inorganic Compounds																																											
Aluminum (fume or dust)	*	mg/L	--	--	--	--	--	--	--	--	--	--	--	--	--	--	--	--	--	--	--	--	--	--	--	--	--	--	--	0.2 U	0.2 U	0.2 U	0.2 U	0.2 U	0.2 U	0.2 U	0.2 U	0.2 U	0.084 B	--	0.2 U	0.1 B	0.2 B
Antimony	0.01	mg/L	< 0.006	< 0.006	< 0.006	< 0.006	< 0.006	< 0.006	< 0.02	< 0.0200	< 0.0200	< 0.0200	< 0.0200	< 0.020	< 0.020	< 0.0053	< 0.0053	< 0.0053	< 0.020	< 0.020	< 0.020	< 0.020	< 0.020	< 0.0200	< 0.02	< 0.02	< 0.02	< 0.02	< 0.02	0.01 U	0.006 U	0.02 U	0.006 U	0.006 U	0.02 U	0.02 U	0.02 U	0.02 U	0.02 U	--	0.02 U	0.02 U	0.02 U
Arsenic	0.05	mg/L	< 0.05	< 0.05	< 0.05	< 0.05	< 0.05	< 0.05	< 0.05	< 0.0500	< 0.0500	< 0.0500	< 0.0500	< 0.020	< 0.020	< 0.0046	< 0.0046	< 0.0046	< 0.020	< 0.020	< 0.020	< 0.010	< 0.010	<0.0500	< 0.05	< 0.05	< 0.05	< 0.05	< 0.05	0.01 U	0.01 U	0.01 U	0.01 U	0.01 U	0.01 U	0.01 U	0.01 U	0.01 U	0.01 U	--	0.01 U	0.01 U	0.01 U
Barium	2	mg/L	0.403	0.326	0.362	0.354	0.4	0.402	0.384	0.324	0.367	0.395	0.407	0.37	0.38	0.38	0.35	0.34	0.38	0.34	0.36	0.32	0.35	0.346	0.348	0.372	0.363	0.382	0.39	0.382	0.354	0.38	0.4	0.4	0.36	0.38	0.33	0.39	0.4	--	0.38	0.37	0.39
Beryllium	0.004	mg/L	< 0.004	< 0.004	< 0.004	< 0.004	< 0.004	< 0.004	< 0.01	< 0.0100	< 0.0100	< 0.0100	< 0.0100	< 0.0040	< 0.0040	< 0.00020	< 0.00020	< 0.00020	< 0.0040	< 0.0040	< 0.0040	< 0.0040	< 0.0040	< 0.0100	< 0.010	< 0.010	< 0.010	< 0.010	< 0.010	0.005 U	0.004 U	0.004 U	0.004 U	0.004 U	0.004 U	0.004 U	0.004 U	0.004 U	0.004 U	--	0.004 U	0.004 U	0.0017 B
Cadmium	0.005	mg/L	< 0.005	< 0.005	< 0.005	< 0.005	< 0.005	< 0.005	< 0.005	< 0.0050	< 0.0050	< 0.0050	< 0.0050	< 0.0050	< 0.0050	< 0.0020	< 0.0020	< 0.0020	< 0.0050	< 0.0050	< 0.0050	< 0.0050	< 0.0050	< 0.0050	< 0.005	< 0.005	< 0.005	< 0.005	< 0.005	0.002 U	0.005 U	0.005 U	0.005 U	0.005 U	0.005 U	0.005 U	0.005 U	0.005 U	0.005 U	--	0.005 U	0.005 U	0.005 U
Calcium metal	*	mg/L	--	--	--	--	--	--	--	--	--	--	--	--	--	--	--	--	--	--	--	--	--	--	--	--	--	--	--	25.4	24.1	25	24	25	25	26	24	25	26	--	24	24	22
Chromium	0.1	mg/L	< 0.01	< 0.01	< 0.01	< 0.01	< 0.01	< 0.01	< 0.01	< 0.0100	< 0.0100	< 0.0100	< 0.0100	< 0.010	< 0.010	< 0.0012	< 0.0012	< 0.0012	0.0026 J	< 0.010	< 0.010	< 0.010	< 0.010	< 0.0100	< 0.010	< 0.010	< 0.010	< 0.010	< 0.010	0.005 U	0.01 U	0.01 U	0.01 U	0.01 U	0.01 U	0.01 U	0.01 U	0.01 U	0.01 U	--	0.01 U	0.01 U	0.01 U
Cobalt	*	mg/L	--	--	--	--	--	--	--	--	--	--	--	--	--	--	--	--	--	--	--	--	--	--	--	--	--	--	--	0.007 U	0.01 U	0.01 U	0.01 U	0.01 U	0.01 U	0.01 U	0.01 U	0.0074 B	0.0085 B	--	0.0085 B	0.0077 B	0.0087 B
Copper	1.3	mg/L	< 0.01	< 0.01	< 0.01	< 0.01	< 0.01	< 0.01	< 0.01	< 0.0100	< 0.0100	< 0.0100	< 0.0100	< 0.020	< 0.020	< 0.0019	< 0.0019	0.0067 J	0.0036 J	< 0.020	< 0.020	< 0.020	< 0.020	< 0.0100	< 0.010	< 0.010	< 0.010	< 0.010	< 0.010	0.025 U	0.02 U	0.02 U	0.02 U	0.02 U	0.02 U	0.02 U	0.02 U	0.02 U	0.0016 B	--	0.02 U	0.02 U	0.02 U
Cyanide	0.2	mg/L	< 0.01	< 0.01	< 0.01	< 0.01	< 0.01	< 0.01	< 0.01	0.009 J	< 0.010	< 0.010	< 0.010	< 0.010	< 0.010	< 0.0050	0.013	< 0.0050	< 0.010	< 0.010	< 0.010	< 0.010	< 0.010	< 0.010	< 0.010	< 0.010	< 0.010	< 0.010	< 0.010	0.01 U	0.01 U	0.01 U	0.01 U	0.01 U	0.01 U	0.01 U	0.015 U	0.01 U	0.01 U	--	0.01 U	0.01 U	0.01 U
Lead	0.015	mg/L	< 0.01	< 0.01	< 0.01	< 0.01	< 0.01	< 0.01	< 0.01	< 0.0100	< 0.0100	< 0.0100	< 0.0100	< 0.010	< 0.010	< 0.0040	< 0.0040	< 0.0040	< 0.010	< 0.010	< 0.010	< 0.0050	< 0.0050	< 0.0100	< 0.010	< 0.010	< 0.010	< 0.010	< 0.010	0.003 U	0.005 U	0.005 U	0.005 U	0.005 U	0.005 U	0.005 U	0.005 U	0.005 U	0.005 U	--	0.005 U	0.005 U	0.005 U
Magnesium	*	mg/L	--	--	--	--	--	--	--	--	--	--	--	--	--	--	--	--	--	--	--	--	--	--	--	--	--	--	--	17.1	14.5	16	15	16	15	16	15	16	16	--	16	16	15
Mercury	0.002	mg/L	< 0.0002	< 0.0002	< 0.0002	< 0.0002	< 0.0002	< 0.0002	< 0.0002	< 0.00020	< 0.00020	< 0.00020	< 0.00020	< 0.00020	< 0.00020	< 0.000091	< 0.000091	< 0.000091	< 0.00020	< 0.00020	< 0.00020	< 0.00020	< 0.00020	< 0.00020	< 0.0002	< 0.0002	< 0.0002	< 0.0002	< 0.0002	0.0002 U	0.0002 U	0.0002 U	0.0002 U	0.0002 U	0.0002 U	0.0002 U	0.0002 U	0.00012 B	0.0002 U	--	0.0002 U	0.0002 U	0.00020 U
Nickel	0.1	mg/L	< 0.02	< 0.02	< 0.02	< 0.02	< 0.02	< 0.02	< 0.02	< 0.0200	< 0.0200	< 0.0200	< 0.0200	< 0.040	< 0.040	< 0.0023	0.0025 J	< 0.0023	< 0.040	< 0.040	< 0.040	< 0.040	< 0.040	< 0.0200	< 0.02	< 0.02	< 0.02	< 0.02	< 0.02	0.04 U	0.04 U	0.04 U	0.04 U	0.04 U	0.04 U	0.04 U	0.04 U	0.04 U	0.04 U	--	0.04 U	0.04 U	0.04 U
Potassium	*	mg/L	--	--	--	--	--	--	--	--	--	--	--	--	--	--	--	--	--	--	--	--	--	--	--	--	--	--	--	5 U	3.36	3.7	3.8	3.9	3.4	3.6	4	3.7	4	--	3.8	3.6	3.9
Selenium	0.05	mg/L	< 0.02	< 0.02	< 0.02	< 0.02	< 0.02	< 0.02	< 0.02	< 0.0200	< 0.0200	< 0.0200	< 0.0200	< 0.020	< 0.020	< 0.0064	< 0.0064	< 0.0064	< 0.020	< 0.020	< 0.020	< 0.010	< 0.010	< 0.0200	< 0.02	< 0.02	< 0.02	< 0.02	< 0.02	0.005 U	0.01 U	0.01 U	0.01 U	0.01 U	0.01 U	0.01 U	0.01	0.01 U	0.01 U	--	0.01 U	0.01 U	0.01 U
Sodium	*	mg/L	--	--	--	--	--	--	--	--	--	--	--	--	--	--	--	--	--	--	--	--	--	--	--	--	--	--	--	37.3	36.9	34	36	37	36	36	37	39	40	--	37	39	41
Thallium	0.002	mg/L	< 0.002	< 0.002	< 0.002	< 0.002	< 0.002	< 0.002	< 0.02	< 0.0200	< 0.0200	< 0.0200	< 0.0200	< 0.0010	< 0.0010	< 0.00025	< 0.00025	< 0.00025	< 0.0010	< 0.0010	< 0.0010	< 0.0010	< 0.0010	< 1.00	< 1.00	< 1	< 1	< 1	< 1	0.001 U	0.001 U	0.002 U	0.001 U	0.001 U	0.001 U	0.001 U	0.002 U	0.002 UWN	0.002 UWN	--	0.002 U	0.002 U	0.002 U
Vanadium (fume or dust)	0.2	mg/L	< 0.01	< 0.01	< 0.01	< 0.01	< 0.01	< 0.01	< 0.01	< 0.0100	< 0.0100	< 0.0100	< 0.0100	< 0.010	< 0.010	< 0.0024	< 0.0024	< 0.0024	0.0041 J	< 0.010	< 0.010	< 0.010	< 0.010	< 0.0100	< 0.010	< 0.010	< 0.010	< 0.010	< 0.010	0.007 U	0.01 U	0.01 U	0.01 U	0.01 U	0.01 U	0.01 U	0.01 U	0.01 U	0.01 U	--	0.01 U	0.01 U	0.0033 B
Zinc	2	mg/L	< 0.02	< 0.02	< 0.02	< 0.02	< 0.02	< 0.02	0.0475	< 0.0200	< 0.0200	< 0.0200	< 0.0200	< 0.020	< 0.020	< 0.0087	< 0.0087	< 0.0087	0.010 J	< 0.020	< 0.020	0.016 J	< 0.020	< 0.0200	< 0.02	< 0.02	< 0.02	< 0.02	< 0.02	0.02 U	0.02 U	0.02 U	0.02 U	0.02 U	0.02 U	0.02 U	0.03	0.02 U	0.02 U	--	0.02 U	0.02 U	0.0059 B

Notes:
* - Not a HSRA regulated compound
ISCO - *in-situ* chemical oxidation
RRS - Risk Reduction Standard

Data Qualifier Defintions:
-- - Not analyzed
B (Inorganics) - Estimated analyte concentration
D - Analyte concentration reported from secondary dilution
DB - Analyte concentration reported from secondary dilution; analyte detected in method blank
F = MS or MSD exceeds the control limits
H - Holding time exceeded for sample
J - Estimated analyte concentration
JB (Organic) - Estimated analyte concentration; analyte detected in method blank
Bold = Exceeds the laboratory detection limit
Bold and shaded - Analyte concentration exceeds the Type 1 RRS
JM (Organic) - Estimated analyte concentration; spike sample recovery outside control limits
M (Organic) - Spike sample recovery outside control limits
N - Spike sample recovery outside of control limits
R - Sample data results rejected due to deficiencies in the ability to meet quality control standards
< - Analyte not detected at referenced detection limit
U - Analyte not detected at referenced detection limit
UJ - Analyte not detected; low method bias and/or matrix interference
UN - Analyte not detected; spiked sample recovery outside of control limits
UR - Analyte not detected; data rejected
UWN - Analyte not detected; post digestion spike and spike sample recovery outside control limits

Appendix E-1
Summary of Historical Groundwater Sampling Data - Alluvium, Galliard, and Saprolite Monitoring Wells
January 2001 through July 2018
Atlanta Gas Light Company
Former Manufactured Gas Plant Site
Augusta, Georgia

Chemical Name	Type 1 Risk Reduction Standard	Location ID	MW-306S	MW-306S	MW-306S	MW-306S	MW-306S	MW-306S	MW-306S	MW-306S	MW-306S	MW-306S	MW-306S	MW-306S	MW-306S	MW-306S	MW-306S	MW-306S	MW-306S	MW-306S	MW-306S
		Sample Date	2/14/2007	2/8/2006	1/12/2006	7/22/2005	7/22/2005 DUP	1/20/2005	1/20/2005 DUP	7/15/2004	7/15/2004 DUP	1/22/2004	1/22/2004 DUP	7/18/2003	7/18/2003 DUP	1/15/2003	1/15/2003 DUP	7/10/2002	1/15/2002	7/11/2001	1/22/2001
		Unit	Post-ISCO			Pre-ISCO															
Field Parameters																					
Conductivity	*	mS/cm	1.065	--	--	--	--	--	--	--	--	--	--	--	--	--	--	--	--	--	--
Dissolved Oxygen (YSI)	*	mg/L	2.24	--	--	--	--	--	--	--	--	--	--	--	--	--	--	--	--	--	--
pH	*	mV	6.53	--	--	--	--	--	--	--	--	--	--	--	--	--	--	--	--	--	--
Oxidation Reduction Potential	*	SU	96.8	--	--	--	--	--	--	--	--	--	--	--	--	--	--	--	--	--	--
Temperature	*	Celsius	18.32	--	--	--	--	--	--	--	--	--	--	--	--	--	--	--	--	--	--
Turbidity	*	NTU	1.29	--	--	--	--	--	--	--	--	--	--	--	--	--	--	--	--	--	--
Monitored Natural Attenuation Parameters																					
Carbon Dioxide	*	µg/L	--	--	--	--	--	--	--	--	--	--	--	--	--	--	--	--	--	--	--
Iron	*	mg/L	--	--	0.143	0.1 U	0.1 U	0.13	0.13	0.063	0.081	0.086	0.054	0.04 U	0.05	0.051	0.062	--	0.54 N	1.9	2.5 N
Iron, as Ferrous (Fe+2)	*	mg/L	--	--	--	--	--	--	--	--	--	--	--	--	--	--	--	--	--	--	--
Manganese, Total	*	mg/L	--	--	1.71	1.47	1.44	2	2.1	2.1	2.1	2.2	2.2	1.5	1.6	1.4	1.4	--	2.6	6.2 N	7.8
Manganese, Dissolved	*	mg/L	--	--	--	--	--	--	--	--	--	--	--	--	--	--	--	--	--	--	--
Methane	*	µg/L	--	--	--	--	--	--	--	--	--	--	--	--	--	--	--	--	--	--	--
Nitrate	*	mg/L	--	--	--	--	--	--	--	--	--	--	--	--	--	--	--	--	--	--	--
Nitrogen	*	mg/L	--	--	--	--	--	--	--	--	--	--	--	--	--	--	--	--	--	--	--
Nitrogen, ammonia (as N)	*	mg/L	--	--	--	--	--	--	--	--	--	--	--	--	--	--	--	--	--	--	--
Oxygen	*	mg/L	--	--	--	--	--	--	--	--	--	--	--	--	--	--	--	--	--	--	--
Sulfate	*	mg/L	--	--	--	--	--	--	--	--	--	--	--	--	--	--	--	--	--	--	--
Sulfide	*	mg/L	--	--	--	--	--	--	--	--	--	--	--	--	--	--	--	--	--	--	--
Volatile Organic Compounds																					
Acetone	4,000	µg/L	< 50	--	140 U	50 U	50 U	120 U	25 U	25 U	25 U	25 U	25 U	25 U	25 U	25 U	25 U	25 U	25 U	25 U	25 U
Benzene	5	µg/L	< 5	--	14 U	2.0 U	2.0 U	5.0 U	1.0 U	1.0 U	1.0 U	1.0 U	1.0 U	1.0 U	1.0 U	1.0 U	1.0 U	1.0 U	**0.11 J**	1.0 U	1.0 U
Carbon Disulfide	4,000	µg/L	< 5	--	14 U	2.0 U	2.0 U	5.0 U	1.0 U	1.0 U	1.0 U	1.0 U	1.0 U	1.0 U	1.0 U	1.0 U	1.0 U	1.0 U	1.0 U	1.0 U	1.0 U
Ethylbenzene	700	µg/L	< 5	--	14 U	2.0 U	2.0 U	5.0 U	1.0 U	1.0 U	1.0 U	1.0 U	1.0 U	1.0 U	1.0 U	1.0 U	1.0 U	1.0 U	1.0 U	1.0 U	1.0 U
Methylene Chloride	5	µg/L	< 5	9.1 U	25 U	10 U	10 U	25 U	5.0 U	5.0 U	5.0 U	50 U	50 U	5.0 U	5.0 U	5.0 UJ	5.0 U	5.0 U	5.0 U	5.0 U	5.0 U
Toluene	1,000	µg/L	< 5	--	14 U	2.0 U	2.0 U	5.0 U	1.0 U	1.0 U	1.0 U	1.0 U	1.0 U	1.0 U	1.0 U	1.0 U	1.0 U	1.0 U	1.0 U	1.0 U	1.0 U
Trichloroethylene	5	µg/L	< 5	--	14 U	2.0 U	2.0 U	5.0 U	1.0 U	1.0 U	1.0 U	1.0 U	1.0 U	1.0 U	1.0 U	1.0 U	1.0 U	**0.82 J**	1.0 U	1.0 U	1.0 U
Xylenes, total	2,000	µg/L	< 5	--	29 U	4.0 U	4.0 U	10 U	2.0 U	2.0 U	2.0 U	20 U	20 U	2.0 U	2.0 U	2.0 U	2.0 U	2.0 U	2.0 U	2.0 U	2.0 U
Semivolatile Organic Compounds																					
2-Methylnaphthalene	*	µg/L	--	--	0.2 U	0.2 U	0.2 U	0.2 U	0.2 U	0.2 U	0.2 U	0.2 U	0.2 U	10 U	10 U	10 U	10 U	10 U	10 U	10 U	10 U
Acenaphthene	2,000	µg/L	< 10	--	0.2 U	0.2 U	0.2 U	0.2 U	0.2 U	0.2 U	0.2 U	0.2 U	0.2 U	10 U	10 U	10 U	10 U	10 U	10 U	10 U	10 U
Acenaphthylene	10	µg/L	< 10	--	0.2 U	0.2 U	0.2 U	0.2 U	0.2 U	0.2 U	0.2 U	0.2 U	0.2 U	10 U	10 U	10 U	10 U	10 U	10 U	10 U	10 U
Anthracene	10	µg/L	< 10	--	0.2 U	0.2 U	0.2 U	0.2 U	0.2 U	0.2 U	0.2 U	0.2 U	0.2 U	10 U	10 U	10 U	10 U	10 U	10 U	**0.36 J**	**0.53 J**
Benz(a)anthracene	0.1	µg/L	< 0.05	--	0.2 U	0.2 U	0.2 U	0.2 U	0.2 U	0.2 U	0.2 U	0.2 U	0.2 U	10 U	10 U	10 U	10 U	10 U	10 U	10 U	10 U
Benzo(a)pyrene	0.2	µg/L	< 0.05	--	0.2 U	0.2 U	0.2 U	0.2 U	0.2 U	0.2 U	0.2 U	0.2 U	0.2 U	10 U	10 U	10 U	10 U	10 U	10 U	10 U	10 U
Benzo(b)fluoranthene	0.2	µg/L	< 0.1	--	0.2 U	0.2 U	0.2 U	0.2 U	0.2 U	0.2 U	0.2 U	0.2 U	0.2 U	10 U	10 U	10 U	10 U	10 U	10 U	10 U	10 U
Benzo(g,h,i)perylene	10	µg/L	< 10	--	0.2 U	0.2 U	0.2 U	0.2 U	0.2 U	0.2 U	0.2 U	0.2 U	0.2 U	10 U	10 U	10 U	10 U	10 U	10 U	10 U	10 U
Benzo(k)fluoranthene	10	µg/L	< 10	--	0.2 U	0.2 U	0.2 U	0.2 U	0.2 U	0.2 U	0.2 U	0.2 U	0.2 U	10 U	10 U	10 U	10 U	10 U	10 U	10 U	10 U
Chrysene	0.2	µg/L	< 0.05	--	0.2 U	0.2 U	0.2 U	0.2 U	0.2 U	0.2 U	0.2 U	0.2 U	0.2 U	10 U	10 U	10 U	10 U	10 U	10 U	10 U	10 U
Dibenzo(a,h)anthracene	0.3	µg/L	< 0.1	--	0.2 U	0.2 U	0.2 U	0.2 U	0.2 U	0.2 U	0.2 U	0.2 U	0.2 U	10 U	10 U	10 U	10 U	10 U	10 U	10 U	10 U
Dibenzofuran	1	µg/L	--	--	1.0 U	0.2 U	0.2 U	0.2 U	0.2 U	0.2 U	0.2 U	0.2 U	0.2 U	10 U	10 U	10 U	10 U	10 U	10 U	10 U	10 U
Fluoranthene	1,000	µg/L	< 10	--	0.2 U	0.2 U	0.2 U	0.2 U	0.2 U	0.2 U	0.2 U	0.2 U	0.2 U	10 U	10 U	10 U	10 U	10 U	10 U	**0.61 J**	**0.84 J**
Fluorene	1,000	µg/L	< 10	--	0.2 U	0.2 U	0.2 U	0.2 U	0.2 U	0.2 U	0.2 U	0.2 U	0.2 U	10 U	10 U	10 U	10 U	10 U	10 U	10 U	10 U
Indeno(1,2,3-cd)pyrene	0.4	µg/L	< 0.05	--	0.2 U	0.2 U	0.2 U	0.2 U	0.2 U	0.2 U	0.2 U	0.2 U	0.2 U	10 U	10 U	10 U	10 U	10 U	10 U	10 U	10 U
Naphthalene	20	µg/L	< 10	--	0.2 U	0.2 U	0.2 U	0.2 U	0.2 U	0.2 U	0.2 U	0.2 U	0.2 U	10 U	10 U	10 U	10 U	10 U	10 U	10 U	10 U
Phenanthrene	10	µg/L	< 10	--	0.2 U	0.2 U	0.2 U	0.2 U	0.2 U	0.2 U	0.2 U	0.2 U	0.2 U	10 U	10 U	10 U	10 U	10 U	10 U	**1.4 J**	**2.5 J**
Pyrene	1,000	µg/L	< 10	--	0.2 U	0.2 U	0.2 U	0.2 U	0.2 U	0.2 U	0.2 U	0.2 U	0.2 U	10 U	10 U	10 U	10 U	10 U	10 U	10 U	10 U
Inorganic Compounds																					
Aluminum (fume or dust)	*	mg/L	--	--	**1.99**	0.2 U	0.2 U	0.2 U	0.2 U	0.2 U	0.2 U	0.2 U	0.2 U	0.2 U	0.2 U	0.20 U	0.20 U	--	**0.061 BN**	0.2 U	**0.033 B**
Antimony	0.01	mg/L	< 0.02	--	0.01 U	0.006 U	0.006 U	0.02 U	0.02 U	0.006 U	0.006 U	0.02 U	0.02 U	0.02 U	0.02 U	0.020 U	0.020 U	--	0.020 U	0.02 U	0.02 U
Arsenic	0.05	mg/L	< 0.05	--	0.01 U	0.01 U	0.01 U	0.01 U	0.01 U	0.01 U	0.01 U	0.01 U	0.01 U	0.01 U	0.01 U	0.010 U	0.010 U	--	0.010 U	0.01 U	0.01 U
Barium	2	mg/L	**0.119**	--	0.2 U	**0.129**	**0.133**	**0.13**	**0.13**	**0.17**	**0.16**	**0.17**	**0.17**	**0.17**	**0.17**	**0.23**	**0.23**	--	**0.20**	**0.22**	**0.23**
Beryllium	0.004	mg/L	< 0.010	--	0.005 U	0.004 U	0.004 U	0.004 U	0.004 U	0.004 U	0.004 U	0.004 U	0.004 U	0.004 U	0.004 U	0.0040 U	0.0040 U	--	0.0040 U	0.004 U	0.004 U
Cadmium	0.005	mg/L	< 0.005	--	0.002 U	0.005 U	0.005 U	0.005 U	0.005 U	0.005 U	0.005 U	0.005 U	0.005 U	0.005 U	0.005 U	0.0050 U	0.0050 U	--	0.0050 U	0.005 U	0.005 U
Calcium metal	*	mg/L	--	--	**124**	**136**	**141**	**130**	**130**	**160**	**150**	**170**	**170**	**190**	**160**	**160**	**160**	--	**140**	**150**	**160**
Chromium	0.1	mg/L	< 0.010	--	0.005 UJ	0.01 U	0.01 U	0.01 U	0.01 U	0.01 U	0.01 U	0.01 U	0.01 U	0.01 UJ	0.01 UJ	0.010 U	0.010 U	--	0.010 U	0.01 UN	0.01 U
Cobalt	*	mg/L	--	--	0.007 UJ	0.01 U	0.01 U	0.01 U	0.01 U	0.01 U	0.01 U	0.01 U	0.01 U	0.01 U	0.01 U	**0.0023 B**	**0.0025 B**	--	**0.0036 B**	**0.0063 B**	**0.0067 B**
Copper	1.3	mg/L	< 0.010	--	0.025 U	0.02 U	0.02 U	0.02 U	0.02 U	0.02 U	0.02 U	0.02 U	0.02 U	0.02 U	0.02 U	0.0018 U	**0.0026 B**	--	**0.0013 B**	0.02 UN	**0.0014 B**
Cyanide	0.2	mg/L	< 0.010	--	0.01 UJ	0.01 U	0.01 U	0.01 U	0.01 U	0.01 U	0.01 U	0.01 U	0.01 U	0.015 U	0.015 U	0.010 U	0.010 U	--	0.010 U	0.01 U	0.01 U
Lead	0.015	mg/L	< 0.010	--	0.003 U	0.005 U	0.005 U	0.005 U	0.005 U	0.005 U	0.005 U	0.005 U	0.005 U	0.005 U	0.005 U	0.0050 U	0.0050 U	--	0.0050 U	0.005 U	0.005 U
Magnesium	*	mg/L	--	--	**38.4**	**39.8**	**41.3**	**39**	**39**	**48**	**47**	**52**	**51**	**52**	**52**	**48**	**48**	--	**44**	**47**	**47**
Mercury	0.002	mg/L	< 0.0002	--	0.0002 UJ	0.0002 U	0.0002 U	0.0002 U	0.0002 U	0.0002 U	0.0002 U	0.0002 U	0.0002 U	0.0002 UJ	0.0002 UJ	**0.00011 B**	**0.000096 B**	--	0.00020 U	0.0002 U	0.00020 U
Nickel	0.1	mg/L	< 0.02	--	0.04 U	**0.0442**	0.04 U	0.04 U	0.04 U	0.04 U	0.04 U	0.04 U	0.04 U	0.04 U	0.04 U	**0.044**	**0.043**	--	**0.022 B**	0.04 U	**0.0061 B**
Potassium	*	mg/L	--	--	**20.9**	**21.8**	**22.9**	**20**	**20**	**25**	**24**	**25**	**25**	**34**	**34**	**22**	**22**	--	**20**	**23**	**21**
Selenium	0.05	mg/L	< 0.02	--	0.005 U	0.01 U	0.01 U	0.01 U	0.01 U	0.01 U	0.01 U	0.01 U	0.01 U	0.01 U	0.01 U	0.010 U	0.010 U	--	0.010 U	0.01 U	0.01 U
Sodium	*	mg/L	--	--	**64.3**	**74.3**	**76.7**	**75**	**77**	**90**	**89**	**83**	**80**	**90**	**88**	**48**	**48**	--	**63**	**52**	**54**
Thallium	0.002	mg/L	< 1	--	0.001 U	0.001 U	0.001 U	0.002 U	0.002 U	0.001 U	0.001 U	0.001 U	0.001 U	0.002 U	0.002 U	0.0020 UJ	0.0020 UWN	--	0.0020 U	0.002 U	0.002 UW
Vanadium (fume or dust)	0.2	mg/L	< 0.010	--	0.007 U	0.01 U	0.01 U	0.01 U	0.01 U	0.01 U	0.01 U	0.01 U	0.01 U	0.01 U	0.01 U	**0.0031 B**	**0.0030 B**	--	0.010 U	0.01 U	0.01 U
Zinc	2	mg/L	< 0.02	--	0.02 U	0.02 U	0.02 U	0.02 U	0.02 U	0.02 U	0.02 U	0.02 U	0.02 U	**0.03**	**0.03**	**0.0092 B**	**0.0088 B**	--	**0.0085 B**	**0.0097 B**	**0.013 B**

Notes:
* - Not a HSRA regulated compound
ISCO - *in-situ* chemical oxidation
RRS - Risk Reduction Standard

Data Qualifier Defintions:
-- - Not analyzed
B (Inorganics) - Estimated analyte concentration
D - Analyte concentration reported from secondary dilution
DB - Analyte concentration reported from secondary dilution; analyte detected in method blank
H - Holding time exceeded for sample
J - Estimated analyte concentration
JB (Organic) - Estimated analyte concentration; analyte detected in method blank
Bold = Exceeds the laboratory detection limit
Bold and shaded - Analyte concentration exceeds the Type 1 RRS
JM (Organic) - Estimated analyte concentration; spike sample recovery outside control limits
M (Organic) - Spike sample recovery outside control limits
N - Spike sample recovery outside of control limits
R - Sample data results rejected due to deficiencies in the ability to meet quality control standards
< - Analyte not detected at referenced detection limit
U - Analyte not detected at referenced detection limit
UJ - Analyte not detected; low method bias and/or matrix interference
UN - Analyte not detected; spiked sample recovery outside of control limits
UR - Analyte not detected; data rejected
UWN - Analyte not detected; post digestion spike and spike sample recovery outside control limits

Appendix E-1
Summary of Historical Groundwater Sampling Data - Alluvium, Galliard, and Saprolite Monitoring Wells
January 2001 through July 2018
Atlanta Gas Light Company
Former Manufactured Gas Plant Site
Augusta, Georgia

Chemical Name	Type 1 Risk Reduction Standard	Location ID / Sample Date / Unit	MW-306D 7/17/2018	MW-306D 1/23/2018	MW-306D 7/25/2017	MW-306D 1/24/2017	MW-306D 7/26/2016	MW-306D 1/19/2016	MW-306D 7/28/2015	MW-306D 1/13/2015	MW-306D 7/14/2014	MW-306D 1/7/2014	MW-306D 7/9/2013	MW-306D 1/8/2013	MW-306D 7/24/2012	MW-306D 1/17/2012	MW-306D 7/5/2011	MW-306D 1/18/2011	MW-306D 7/20/2010	MW-306D 1/6/2010
			Post-ISCO																	
Field Parameters																				
Conductivity	*	mS/cm	1.341	1.401	0.902	1.36	0.812	1.555	693	0.635	0.653	0.804	1.480	1.429	1.521	1.215	1.107	0.656	0.678	1.572
Dissolved Oxygen (YSI)	*	mg/L	0.25	0.3	0.24	0.38	0.23	0.29	0.41	0.21	1.82	0.22	0.17	3.71	1.70	0.32	0.28	0.45	6.8	0.32
Oxidation Reduction Potential	*	mV	11.4	-8.2	24.2	-42.5	57.2	1.9	16	10.7	28	-7.7	-14.3	-51.0	-5.9	97.0	-11.5	226	-6.7	-29.2
pH	*	SU	6.23	6.09	6.07	6.22	5.7	6.22	6.14	5.94	6.06	6.24	6.07	6.41	5.76	4.07	6.15	5.71	6.89	6.15
Temperature	*	Celsius	22.62	21.4	22.28	19.5	22.55	19.58	26	19.1	21.37	20.04	22.36	20.71	21.64	20.15	25.84	19.24	25.41	18.62
Turbidity	*	NTU	0.21	0.28	0.39	1.13	0.9	0.78	2.19	3.61	2.85	1.24	3.15	1.90	1.66	0.92	0.62	8	4.17	0.88
Monitored Natural Attenuation Parameters																				
Carbon Dioxide	*	µg/L	--	--	--	--	--	--	--	--	--	--	--	--	--	--	--	--	--	--
Iron	*	mg/L	--	--	--	--	--	--	--	--	--	--	--	--	--	--	--	--	--	--
Iron, as Ferrous (Fe+2)	*	mg/L	--	--	--	--	--	--	--	--	--	--	--	--	--	--	--	--	--	--
Manganese, Total	*	mg/L	--	--	--	--	--	--	--	--	--	--	--	--	--	--	--	--	--	--
Manganese, Dissolved	*	mg/L	--	--	--	--	--	--	--	--	--	--	--	--	--	--	--	--	--	--
Methane	*	µg/L	--	--	--	--	--	--	--	--	--	--	--	--	--	--	--	--	--	--
Nitrate	*	mg/L	--	--	--	--	--	--	--	--	--	--	--	--	--	--	--	--	--	--
Nitrogen	*	mg/L	--	--	--	--	--	--	--	--	--	--	--	--	--	--	--	--	--	--
Nitrogen, ammonia (as N)	*	mg/L	--	--	--	--	--	--	--	--	--	--	--	--	--	--	--	--	--	--
Oxygen	*	mg/L	--	--	--	--	--	--	--	--	--	--	--	--	--	--	--	--	--	--
Sulfate	*	mg/L	--	--	--	--	--	--	--	--	--	--	--	--	--	--	--	--	--	--
Sulfide	*	mg/L	--	--	--	--	--	--	--	--	--	--	--	--	--	--	--	--	--	--
Volatile Organic Compounds																				
Acetone	4,000	µg/L	< 50	< 50	< 50	< 50	< 50	< 50	< 50	< 50	< 50	< 50	< 50	< 100	< 100	< 5.0	< 5.0	< 5.0	< 100	< 100
Benzene	5	µg/L	< 5.0	< 5.0	< 5.0	< 5.0	< 5.0	< 5.0	< 5.0	< 5.0	< 5.0	< 5.0	< 5.0	< 5.0	< 5.0	< 0.25	< 0.25	**0.56 J**	< 5.0	< 5.0
Carbon Disulfide	4,000	µg/L	< 5.0	< 5.0	< 5.0	< 5.0	< 5.0	< 5.0	< 5.0	< 5.0	< 5.0	< 5.0	< 5.0	< 5.0	< 5.0	< 0.60	< 0.60	< 0.60	< 5.0	< 5.0
Ethylbenzene	700	µg/L	< 5.0	< 5.0	< 5.0	< 5.0	< 5.0	< 5.0	< 5.0	< 5.0	< 5.0	< 5.0	< 5.0	< 5.0	< 5.0	< 0.11	< 0.11	< 0.11	< 5.0	< 5.0
Methylene Chloride	5	µg/L	< 5.0	< 5.0	< 5.0	< 5.0	< 5.0	< 5.0	< 5.0	< 5.0	< 5.0	< 5.0	< 5.0	< 5.0	< 5.0	< 1.0	< 1.0	< 1.0	< 5.0	< 5.0
Toluene	1,000	µg/L	< 5.0	< 5.0	< 5.0	< 5.0	< 5.0	< 5.0	< 5.0	< 5.0	< 5.0	< 5.0	< 5.0	< 5.0	< 5.0	< 0.33	< 0.33	< 0.33	< 5.0	< 5.0
Trichloroethylene	5	µg/L	< 5.0	< 5.0	< 5.0	< 5.0	< 5.0	< 5.0	< 5.0	< 5.0	< 5.0	< 5.0	< 5.0	< 5.0	< 5.0	< 0.13	< 0.13	< 0.13	< 5.0	< 5.0
Xylenes, total	2,000	µg/L	< 5.0	< 5.0	< 5.0	< 5.0	< 5.0	< 5.0	< 5.0	< 5.0	< 5.0	< 5.0	< 5.0	< 5.0	< 5.0	< 0.20	< 0.20	< 0.20	< 5.0	< 5.0
Semivolatile Organic Compounds																				
2-Methylnaphthalene	*	µg/L	--	--	--	--	--	--	--	--	--	--	--	--	--	--	--	--	--	--
Acenaphthene	2,000	µg/L	< 0.5	< 0.5	< 0.5	< 0.5	< 0.5	< 0.5	< 0.5	< 0.50	< 0.50	< 0.50	< 0.50	< 0.19	< 0.23	< 0.10	< 0.14	< 0.096	< 0.19	< 0.19
Acenaphthylene	10	µg/L	< 1.0	< 1.0	< 1.0	< 1.0	< 1.0	< 1.0	< 1.0	< 1.0	< 1.0	< 1.0	< 1.0	< 0.19	< 0.23	< 0.10	< 0.14	< 0.096	< 0.19	< 0.19
Anthracene	10	µg/L	< 0.05	< 0.05	< 0.05	< 0.05	< 0.05	< 0.05	< 0.05	< 0.050	< 0.050	< 0.050	< 0.050	< 0.19	< 0.23	< 0.10	< 0.14	< 0.096	< 0.19	< 0.19
Benz(a)anthracene	0.1	µg/L	< 0.05	< 0.05	< 0.05	< 0.05	< 0.05	< 0.05	< 0.05	< 0.050	< 0.050	< 0.050	< 0.050	< 0.19	< 0.23	< 0.10	< 0.14	< 0.096	< 0.19	< 0.19
Benzo(a)pyrene	0.2	µg/L	< 0.05	< 0.05	< 0.05	< 0.05	< 0.05	< 0.05	< 0.05	< 0.050	< 0.050	< 0.050	< 0.050	< 0.19	< 0.23	< 0.10	< 0.14	< 0.096	< 0.19	< 0.19
Benzo(b)fluoranthene	0.2	µg/L	< 0.1	< 0.1	< 0.1	< 0.1	< 0.1	< 0.1	< 0.1	< 0.10	< 0.10	< 0.10	< 0.10	< 0.19	< 0.23	< 0.10	< 0.14	< 0.096	< 0.19	< 0.19
Benzo(g,h,i)perylene	10	µg/L	< 0.1	< 0.1	< 0.1	< 0.1	< 0.1	< 0.1	< 0.1	< 0.10	< 0.10	< 0.10	< 0.10	< 0.19	< 0.23	< 0.10	< 0.14	< 0.096	< 0.19	< 0.19
Benzo(k)fluoranthene	10	µg/L	< 0.05	< 0.05	< 0.05	< 0.05	< 0.05	< 0.05	< 0.05	< 0.050	< 0.050	< 0.050	< 0.050	< 0.19	< 0.23	< 0.10	< 0.14	< 0.096	< 0.19	< 0.19
Chrysene	0.2	µg/L	< 0.05	< 0.05	< 0.05	< 0.05	< 0.05	< 0.05	< 0.05	< 0.050	< 0.050	< 0.050	< 0.050	< 0.19	< 0.23	< 0.047	< 0.062	< 0.043	< 0.19	< 0.19
Dibenzo(a,h)anthracene	0.3	µg/L	< 0.1	< 0.1	< 0.1	< 0.1	< 0.1	< 0.1	< 0.1	< 0.10	< 0.10	< 0.10	< 0.10	< 0.19	< 0.23	< 0.10	< 0.14	< 0.096	< 0.19	< 0.19
Dibenzofuran	1	µg/L	--	--	--	--	--	--	--	--	--	--	--	--	--	--	--	--	--	--
Fluoranthene	1,000	µg/L	< 0.1	< 0.1	< 0.1	< 0.1	< 0.1	< 0.1	< 0.1	< 0.10	< 0.10	< 0.10	< 0.10	< 0.19	< 0.23	< 0.10	< 0.14	< 0.096	< 0.19	< 0.19
Fluorene	1,000	µg/L	< 0.1	< 0.1	< 0.1	< 0.1	< 0.1	< 0.1	< 0.1	< 0.10	< 0.10	< 0.10	< 0.10	< 0.19	< 0.23	< 0.10	< 0.14	< 0.096	< 0.19	< 0.19
Indeno(1,2,3-cd)pyrene	0.4	µg/L	< 0.05	< 0.05	< 0.05	< 0.05	< 0.05	< 0.05	< 0.05	< 0.050	< 0.050	< 0.050	< 0.050	< 0.19	< 0.23	< 0.10	< 0.14	< 0.096	< 0.19	< 0.19
Naphthalene	20	µg/L	< 0.5	< 0.5	< 0.5	< 0.5	< 0.5	< 0.5	< 0.5	< 0.50	< 0.50	< 0.50	< 0.50	< 0.19	**4.1**	< 0.10	< 0.14	< 0.096	< 0.19	< 0.19
Phenanthrene	10	µg/L	< 0.05	< 0.05	< 0.05	< 0.05	< 0.05	< 0.05	< 0.05	< 0.50	< 0.050	< 0.050	< 0.050	< 0.19	< 0.23	< 0.10	< 0.14	< 0.096	< 0.19	< 0.19
Pyrene	1,000	µg/L	< 0.05	**0.076**	**0.054**	**0.066**	< 0.05	< 0.05	< 0.05	< 0.050	< 0.050	**0.075**	**0.060**	< 0.19	< 0.23	< 0.10	< 0.14	< 0.096	< 0.19	< 0.19
Inorganic Compounds																				
Aluminum (fume or dust)	*	mg/L	--	--	--	--	--	--	--	--	--	--	--	--	--	--	--	--	--	--
Antimony	0.01	mg/L	< 0.006	< 0.006	< 0.006	< 0.006	< 0.006	< 0.006	< 0.02	< 0.0200	< 0.0200	< 0.0200	< 0.0200	< 0.020	< 0.020	< 0.0053	< 0.0053	< 0.0053	< 0.020	< 0.020
Arsenic	0.05	mg/L	< 0.05	< 0.05	< 0.05	< 0.05	< 0.05	< 0.05	< 0.05	< 0.0500	< 0.0500	< 0.0500	< 0.0500	< 0.020	< 0.020	< 0.0046	< 0.0046	< 0.0046	< 0.020	< 0.020
Barium	2	mg/L	**0.684**	**0.67**	**0.471**	**0.654**	**0.481**	**0.887**	**0.403**	**0.377**	**0.435**	**0.424**	**0.785**	**0.69**	**0.71**	**0.61**	**0.53**	**0.37**	**0.39**	**0.73**
Beryllium	0.004	mg/L	< 0.004	< 0.004	< 0.004	< 0.004	< 0.004	< 0.004	< 0.01	< 0.0100	< 0.0100	< 0.0100	< 0.0100	< 0.0040	< 0.0040	< 0.00020	< 0.00020	< 0.00020	< 0.0040	< 0.0040
Cadmium	0.005	mg/L	< 0.005	< 0.005	< 0.005	< 0.005	< 0.005	< 0.005	< 0.005	< 0.0050	< 0.0050	< 0.0050	< 0.0050	< 0.0050	< 0.0050	< 0.0020	< 0.0020	< 0.0020	< 0.0050	< 0.0050
Calcium metal	*	mg/L	--	--	--	--	--	--	--	--	--	--	--	--	--	--	--	--	--	--
Chromium	0.1	mg/L	< 0.01	< 0.01	< 0.01	< 0.01	< 0.01	< 0.01	< 0.01	< 0.0100	< 0.0100	< 0.0100	< 0.0100	< 0.010	< 0.010	**0.0016 J**	< 0.0012	< 0.0012	< 0.010	< 0.010
Cobalt	*	mg/L	--	--	--	--	--	--	--	--	--	--	--	--	--	--	--	--	--	--
Copper	1.3	mg/L	< 0.01	< 0.01	< 0.01	< 0.01	< 0.01	< 0.01	< 0.01	< 0.0100	< 0.0100	< 0.0100	< 0.0100	< 0.020	< 0.020	**0.0023 J**	< 0.0019	< 0.0019	< 0.020	< 0.020
Cyanide	0.2	mg/L	< 0.01	< 0.01	< 0.01	< 0.01	< 0.01	< 0.01	< 0.01	< 0.010	< 0.010	< 0.010	< 0.010	< 0.010	< 0.010	< 0.0050	**0.0083 J**	< 0.0050	< 0.010	< 0.010
Lead	0.015	mg/L	< 0.01	< 0.01	< 0.01	< 0.01	< 0.01	< 0.01	< 0.01	< 0.0100	< 0.0100	< 0.0100	< 0.0100	< 0.010	< 0.010	< 0.0040	< 0.0040	< 0.0040	< 0.010	< 0.010
Magnesium	*	mg/L	--	--	--	--	--	--	--	--	--	--	--	--	--	--	--	--	--	--
Mercury	0.002	mg/L	< 0.0002	< 0.0002	< 0.0002	< 0.0002	< 0.0002	< 0.0002	< 0.0002	< 0.00020	< 0.00020	< 0.00020	< 0.00020	< 0.00020	< 0.00020	< 0.000091	< 0.000091	< 0.000091	< 0.00020	< 0.00020
Nickel	0.1	mg/L	< 0.02	< 0.02	< 0.02	< 0.02	< 0.02	< 0.02	< 0.02	< 0.0200	< 0.0200	< 0.0200	< 0.0200	< 0.040	< 0.040	**0.0029 J**	**0.0029 J**	**0.0029 J**	< 0.040	< 0.040
Potassium	*	mg/L	--	--	--	--	--	--	--	--	--	--	--	--	--	--	--	--	--	--
Selenium	0.05	mg/L	< 0.02	< 0.02	< 0.02	< 0.02	< 0.02	< 0.02	< 0.02	< 0.0200	< 0.0200	< 0.0200	< 0.0200	< 0.020	< 0.020	< 0.0064	< 0.0064	< 0.0064	< 0.020	< 0.020
Sodium	*	mg/L	--	--	--	--	--	--	--	--	--	--	--	--	--	--	--	--	--	--
Thallium	0.002	mg/L	< 0.002	< 0.002	< 0.002	< 0.002	< 0.002	< 0.002	< 0.02	< 0.0200	< 0.0200	< 0.0200	< 0.0200	< 0.0010	< 0.0010	< 0.00025	< 0.00025	< 0.00025	< 0.0010	< 0.0010
Vanadium (fume or dust)	0.2	mg/L	< 0.01	< 0.01	< 0.01	< 0.01	< 0.01	< 0.01	< 0.01	< 0.0100	< 0.0100	< 0.0100	< 0.0100	< 0.010	< 0.010	< 0.0024	< 0.0024	< 0.0024	< 0.010	< 0.010
Zinc	2	mg/L	< 0.02	< 0.02	< 0.02	< 0.02	< 0.02	< 0.02	**0.0323**	< 0.0200	< 0.0200	< 0.0200	< 0.0200	< 0.020	< 0.020	**0.011 J**	< 0.0087	< 0.0087	**0.0096 J**	< 0.020

Chemical Name	MW-306D 7/21/2009	MW-306D 01/19/2009	MW-306D 07/22/2008	MW-306D 1/8/2008	MW-306D 7/10/2007	MW-306D 2/15/2007	MW-306D 02/07 DUP	MW-306D 7/11/2006	MW-306D 2/8/2006	MW-306D 1/12/2006	MW-306D 7/22/2005	MW-306D 1/20/2005	MW-306D 7/15/2004	MW-306D 1/22/2004	MW-306D 7/19/2003	MW-306D 1/15/2003	MW-306D 7/9/2002	MW-306D 1/15/2002	MW-306D 7/11/2001	MW-306D 1/22/2001
	Post-ISCO										Pre-ISCO									
Field Parameters																				
Conductivity	1.395	1.430	0.925	0.798	0.620	0.685	0.685	0.543	--	--	--	--	--	--	--	--	--	--	--	--
Dissolved Oxygen (YSI)	6.18	0.27	0.73	0.28	0.24	0.28	0.28	2.63	--	--	--	--	--	--	--	--	--	--	--	--
Oxidation Reduction Potential	-53.4	-43.6	-14.8	10.6	36.2	-8.9	-8.9	45	--	--	--	--	--	--	--	--	--	--	--	--
pH	8.12	6.11	6.19	6.00	6.13	6.15	6.15	5.98	--	--	--	--	--	--	--	--	--	--	--	--
Temperature	21.99	19.78	22.07	21.81	22.03	19.62	19.62	21.34	--	--	--	--	--	--	--	--	--	--	--	--
Turbidity	0.62	0	1.2	2.10	0.00	0.21	0.21	0.01	--	--	--	--	--	--	--	--	--	--	--	--
Monitored Natural Attenuation Parameters																				
Carbon Dioxide	--	--	--	--	--	--	--	--	--	--	--	--	--	--	--	--	--	--	--	--
Iron	--	--	--	--	--	--	--	--	--	8.59	8.94	7.3	4.3	7.2	6.7	28	28	24 N	25	23 N
Iron, as Ferrous (Fe+2)	--	--	--	--	--	--	--	--	--	--	--	--	--	--	--	--	--	--	--	--
Manganese, Total	--	--	--	--	--	--	--	0.0002 U	--	1.56	1.52	1.6	1.5	1.6	1.2	2.5	2.5	2.3	2.5 N	2.5
Manganese, Dissolved	--	--	--	--	--	--	--	--	--	--	--	--	--	--	--	--	--	--	--	--
Methane	--	--	--	--	--	--	--	--	--	--	--	--	--	--	--	--	--	--	--	--
Nitrate	--	--	--	--	--	--	--	--	--	--	--	--	--	--	--	--	--	--	--	--
Nitrogen	--	--	--	--	--	--	--	--	--	--	--	--	--	--	--	--	--	--	--	--
Nitrogen, ammonia (as N)	--	--	--	--	--	--	--	--	--	--	--	--	--	--	--	--	--	--	--	--
Oxygen	--	--	--	--	--	--	--	--	--	--	--	--	--	--	--	--	--	--	--	--
Sulfate	--	--	--	--	--	--	--	--	--	--	--	--	--	--	--	--	--	--	--	--
Sulfide	--	--	--	--	--	--	--	--	--	--	--	--	--	--	--	--	--	--	--	--
Volatile Organic Compounds																				
Acetone	< 100	< 100	< 100	< 50	< 50	< 50 R	< 50	50 U	--	20 U	25 U	25 U	25 U	25 U	25 U	25 U	25 U	25 U	25 U	25 U
Benzene	< 5.0	< 5.0	< 5.0	< 5.0	< 5	< 5	< 5	5 U	--	2.0 U	1.0 U	1.0 U	1.0 U	1.0 U	1.0 U	1.0 U	1.0 U	1.0 U	1.0 U	1.0 U
Carbon Disulfide	< 5.0	< 5.0	< 5.0	< 5.0	< 5	< 5	< 5	5 U	--	2.0 U	1.0 U	1.0 U	1.0 U	1.0 U	1.0 U	1.0 U	1.0 U	1.0 U	1.0 U	1.0 U
Ethylbenzene	< 5.0	< 5.0	< 5.0	< 5.0	< 5	< 5	< 5	5 U	--	2.0 U	1.0 U	1.0 U	1.0 U	1.0 U	1.0 U	1.0 U	1.0 U	1.0 U	1.0 U	1.0 U
Methylene Chloride	< 5.0	< 5.0	< 5.0	< 5.0	< 5	< 5 UJ	< 5	5 U	1.0 U	5.4 U	5.0 U	5.0 U	5.0 U	5.0 U	5.0 U	5.0 U	5.0 U	5.0 U	5.0 U	5.0 U
Toluene	< 5.0	< 5.0	< 5.0	< 5.0	< 5	< 5	< 5	5 U	--	2.0 U	1.0 U	1.0 U	1.0 U	1.0 U	1.0 U	1.0 U	1.0 U	1.0 U	1.0 U	1.0 U
Trichloroethylene	< 5.0	< 5.0	< 5.0	< 5.0	< 5	< 5	< 5	5 U	--	2.0 U	1.0 U	1.0 U	1.0 U	1.0 U	1.0 U	1.0 U	1.0 U	1.0 U	1.0 U	1.0 U
Xylenes, total	< 5.0	< 5.0	< 5.0	< 5.0	< 5	< 5	< 5	5 U	--	4.0 U	2.0 U	2.0 U	2.0 U	2.0 U	2.0 U	2.0 U	2.0 U	2.0 U	2.0 U	2.0 U
Semivolatile Organic Compounds																				
2-Methylnaphthalene	--	--	--	--	--	--	--	--	--	0.2 U	0.2 U	0.2 U	0.2 U	0.2 U	10 U	10 U	10 U	10 U	10 U	10 U
Acenaphthene	< 0.19	< 0.21 *	< 0.19	< 10	< 10	< 10	< 10	10 U	--	0.2 U	0.2 U	0.2 U	0.2 U	0.2 U	10 U	**0.36 J**	**0.43 J**	**0.36 J**	**0.55 J**	**0.91 J**
Acenaphthylene	< 0.19	< 0.21 *	< 0.19	< 10	< 10	< 10	< 10	10 U	--	0.2 U	0.2 U	0.2 U	0.2 U	0.2 U	10 U	10 U	10 U	10 U	10 U	10 U
Anthracene	< 0.19	< 0.21 *	**0.032 J**	< 10	< 10	< 10	< 10	10 U	--	0.2 U	0.2 U	0.2 U	0.2 U	0.2 U	10 U	10 U	10 U	10 U	10 U	**0.38 J**
Benz(a)anthracene	< 0.19	< 0.21	< 0.19	< 0.050	< 0.05	< 0.05	< 0.05	0.05 U	--	0.2 U	0.2 U	0.2 U	0.2 U	0.2 U	10 U	10 U	10 U	10 U	10 U	10 U
Benzo(a)pyrene	< 0.19	< 0.21	< 0.19	< 0.050	< 0.05	< 0.05	< 0.05	0.05 U	--	0.2 U	0.2 U	0.2 U	0.2 U	0.2 U	10 U	10 U	10 U	10 U	10 U	10 U
Benzo(b)fluoranthene	< 0.19	< 0.21	< 0.19	< 0.10	< 0.1	< 0.1	< 0.1	0.1 U	--	0.2 U	0.2 U	0.2 U	0.2 U	0.2 U	10 U	10 U	10 U	10 U	10 U	10 U
Benzo(g,h,i)perylene	< 0.19	< 0.21	< 0.19	< 10	< 10	< 10	< 10	10 U	--	0.2 U	0.2 U	0.2 U	0.2 U	0.2 U	10 U	10 U	10 U	10 U	10 U	10 U
Benzo(k)fluoranthene	< 0.19	< 0.21 *	< 0.19	< 10	< 10	< 10	< 10	10 U	--	0.2 U	0.2 U	0.2 U	0.2 U	0.2 U	10 U	10 U	10 U	10 U	10 U	10 U
Chrysene	< 0.19	< 0.21	< 0.19	< 0.050	< 0.05	< 0.05	< 0.05	0.05 U	--	0.2 U	0.2 U	0.2 U	0.2 U	0.2 U	10 U	10 U	10 U	10 U	10 U	10 U
Dibenzo(a,h)anthracene	< 0.19	< 0.21	< 0.19	< 0.10	< 0.1	< 0.1	< 0.1	0.1 U	--	0.2 U	0.2 U	0.2 U	0.2 U	0.2 U	10 U	10 U	10 U	10 U	10 U	10 U
Dibenzofuran	--	--	--	--	--	--	--	--	--	1.0 U	0.2 U	0.2 U	0.2 U	0.2 U	10 U	10 U	10 U	**0.3 J**	10 U	10 U
Fluoranthene	< 0.19	**0.044 J***	< 0.19	< 10	< 10	< 10	< 10	10 U	--	0.2 U	0.2 U	0.2 U	0.2 U	0.2 U	10 U	10 U	10 U	10 U	10 U	10 U
Fluorene	< 0.19	< 0.21 *	< 0.19	< 10	< 10	< 10	< 10	10 U	--	0.2 U	0.2 U	0.2 U	0.2 U	0.2 U	10 U	10 U	10 U	10 U	10 U	**0.81 J**
Indeno(1,2,3-cd)pyrene	< 0.19	< 0.21	< 0.19	< 0.050	< 0.05	< 0.05	< 0.05	0.05 U	--	0.2 U	0.2 U	0.2 U	0.2 U	0.2 U	10 U	10 U	10 U	10 U	10 U	10 U
Naphthalene	< 0.19	**0.034 J**	< 0.19	< 10	< 10	< 10	< 10	10 U	--	0.2 U	0.2 U	0.2 U	0.2 U	0.2 U	10 U	10 U	10 U	10 U	10 U	10 U
Phenanthrene	< 0.19	< 0.21 *	< 0.19	< 10	< 10	< 10	< 10	10 U	--	0.2 U	0.2 U	0.2 U	0.2 U	0.2 U	10 U	10 U	10 U	10 U	10 U	**1.2 J**
Pyrene	< 0.19	**0.043 J**	**0.035 J**	< 10	< 10	< 10	< 10	10 U	--	0.2 U	0.2 U	0.2 U	0.2 U	0.2 U	10 U	10 U	10 U	10 U	10 U	10 U
Inorganic Compounds																				
Aluminum (fume or dust)	--	--	--	--	--	--	--	--	--	0.2 U	0.2 U	0.2 U	0.2 U	0.2 U	0.2 U	0.20 U	0.2 U	**0.043 BN**	0.2 U	0.2 U
Antimony	< 0.020	< 0.020	< 0.020	< 0.0200	< 0.02	< 0.02	< 0.02	0.02 U	--	0.01 U	0.006 U	0.02 U	0.006 U	0.02 U	0.02 U	0.020 U	0.02 U	0.020 U	0.02 U	0.02 U
Arsenic	< 0.020	< 0.010	< 0.010	<0.0500	< 0.05	< 0.05	< 0.05	0.05 U	--	0.01 U	0.01 U	0.01 U	0.01 U	0.01 U	0.01 U	**0.0034 B**	0.01 U	0.010 U	**0.0036 B**	0.01 U
Barium	**0.63**	**0.74**	**0.46**	**0.464**	**0.370**	**0.363**	**0.363**	**0.373**	--	**0.372**	**0.363**	**0.41**	**0.39**	**0.36**	**0.25**	**0.42**	**0.37**	**0.36**	**0.36**	**0.35**
Beryllium	< 0.0040	< 0.0040	< 0.0040	< 0.0100	< 0.010	< 0.010	< 0.010	0.01 U	--	0.005 U	0.004 U	0.004 U	0.004 U	0.004 U	0.004 U	0.0040 U	0.004 U	0.0040 U	0.004 U	0.004 U
Cadmium	< 0.0050	< 0.0050	< 0.0050	< 0.0050	< 0.005	< 0.005	< 0.005	0.005 U	--	0.002 U	0.005 U	0.005 U	0.005 U	0.005 U	0.005 U	0.0050 U	0.005 U	0.0050 U	0.005 U	0.005 U
Calcium metal	--	--	--	--	--	--	--	--	--	**37.4**	**41.6**	**39**	**37**	**39**	**30**	**51**	**50**	**46**	**50**	**48**
Chromium	< 0.010	< 0.010	< 0.010	< 0.0100	< 0.010	< 0.010	< 0.010	0.01 U	--	0.005 UJ	0.01 U	0.01 U	0.01 U	0.01 U	0.01 U	0.010 U	0.01 U	0.010 U	0.01 UN	0.01 U
Cobalt	--	--	--	--	--	--	--	--	--	0.007 UJ	0.01 U	0.01 U	0.01 U	0.01 U	0.01 U	**0.0018 B**	0.01 U	0.010 U	0.01 U	0.01 U
Copper	< 0.020	< 0.020	< 0.020	< 0.0100	< 0.010	< 0.010	< 0.010	0.01 U	--	0.025 U	0.02 U	0.02 U	0.02 U	0.02 U	0.02 U	0.020 U	0.02 U	0.020 U	0.02 UN	**0.0017 B**
Cyanide	< 0.010	< 0.010	< 0.010	< 0.010	< 0.010	< 0.010	< 0.010	0.01 U	--	0.01 UJ	0.01 U	0.01 U	0.01 U	0.01 U	0.015 U	0.010 U	0.01 U	0.010 U	0.01 U	0.01 U
Lead	< 0.010	< 0.0050	< 0.0050	< 0.0100	< 0.010	< 0.010	< 0.010	0.01 U	--	0.003 U	0.005 U	0.005 U	0.005 U	0.005 U	0.005 U	0.0050 U	0.005 U	0.0050 U	**0.0018 B**	0.005 U
Magnesium	--	--	--	--	--	--	--	--	--	**37.8**	**37.3**	**36**	**34**	**35**	**27**	**38**	**37**	**34**	**37**	**35**
Mercury	< 0.00020	< 0.00020	< 0.00020	< 0.00020	< 0.0002	< 0.0002	< 0.0002	--	--	0.0002 UJ	0.0002 U	0.0002 U	0.0002 U	0.0002 U	0.0002 U	0.00020 U	0.0002 U	0.00020 U	0.0002 U	0.00020 U
Nickel	< 0.040	< 0.040	**0.0026 J**	< 0.0200	< 0.02	< 0.02	< 0.02	0.02 U	--	0.04 U	0.04 U	0.04 U	0.04 U	0.04 U	0.04 U	0.040 U	**0.0065 B**	0.040 U	0.04 U	0.04 U
Potassium	--	--	--	--	--	--	--	--	--	5 U	**3.27**	**3.8**	**2.8**	**3.4**	**3**	**3.8**	**4**	**4.0**	**4.4**	**4.3**
Selenium	< 0.020	< 0.010	< 0.010	< 0.0200	< 0.02	< 0.02	< 0.02	0.02 U	--	0.005 U	0.01 U	0.01 U	0.01 U	0.01 U	**0.01**	0.010 U	0.01 U	0.010 U	0.01 U	0.01 U
Sodium	--	--	--	--	--	--	--	--	--	**45.5**	**47.1**	**42**	**34**	**34**	**30**	**77**	**72**	**79**	**85**	**82**
Thallium	< 0.0010	< 0.0010	< 0.0010	< 1.00	< 1.00	< 1	< 1	0.001 U	--	0.001 U	0.001 U	0.002 U	0.001 U	0.001 U	0.002 U	0.0020 UWN	0.002 UWN	0.0020 U	0.002 UW	0.002 UW
Vanadium (fume or dust)	< 0.010	< 0.010	< 0.010	< 0.0100	< 0.010	< 0.010	< 0.010	0.01 U	--	0.007 U	0.01 U	0.01 U	0.01 U	0.01 U	0.01 U	0.010 U	0.01 U	0.010 U	0.01 U	0.01 U
Zinc	< 0.020	**0.012 J**	< 0.020	< 0.0200	< 0.02	< 0.02	< 0.02	0.02 U	--	0.02 U	0.02 U	0.02 U	0.02 U	0.02 U	**0.03**	0.020 U	**0.0076 B**	0.020 U	0.02 U	0.02 U

Notes:
* - Not a HSRA regulated compound
ISCO - *in-situ* chemical oxidation
RRS - Risk Reduction Standard

Data Qualifier Defintions:
-- - Not analyzed
B (Inorganics) - Estimated analyte concentration
D - Analyte concentration reported from secondary dilution
DB - Analyte concentration reported from secondary dilution; analyte detected in method blank
H - Holding time exceeded for sample
J - Estimated analyte concentration
JB (Organic) - Estimated analyte concentration; analyte detected in method blank
Bold = Exceeds the laboratory detection limit
Bold and shaded - Analyte concentration exceeds the Type 1 RRS
JM (Organic) - Estimated analyte concentration; spike sample recovery outside control limits
M (Organic) - Spike sample recovery outside control limits
N - Spike sample recovery outside of control limits
R - Sample data results rejected due to deficiencies in the ability to meet quality control standards
< - Analyte not detected at referenced detection limit
U - Analyte not detected at referenced detection limit
UJ - Analyte not detected; low method bias and/or matrix interference
UN - Analyte not detected; spiked sample recovery outside of control limits
UR - Analyte not detected; data rejected
UWN - Analyte not detected; post digestion spike and spike sample recovery outside control limits

Appendix E-1
Summary of Historical Groundwater Sampling Data - Alluvium, Galliard, and Saprolite Monitoring Wells
January 2001 through July 2018
Atlanta Gas Light Company
Former Manufactured Gas Plant Site
Augusta, Georgia

Chemical Name	Type 1 Risk Reduction Standard	Location ID	MW-306SAP	MW-306SAP	MW-306SAP	MW-306SAP	MW-306SAP	MW-306SAP	MW-306SAP	MW-306SAP	MW-306SAP	MW-306SAP	MW-306SAP	MW-306SAP	MW-306SAP	MW-306SAP	MW-306SAP	MW-306SAP	MW-306SAP	MW-306SAP	MW-306SAP	MW-306SAP	MW-306SAP	MW-306SAP	MW-306SAP	MW-306SAP	MW-306SAP	MW-306SAP
		Sample Date	7/17/2018	1/23/2018	7/25/2017	1/24/2017	7/26/2016	1/19/2016	7/28/2015	1/14/2015	7/15/2014	1/7/2014	7/9/2013	1/8/2013	7/24/2012	1/17/2012	7/6/2011	1/18-19/2011	1/6/2010	7/21/2009	1/19/2009	7/22/2008	1/22/2004	1/16/2003	7/10/2002	1/16/2002	7/11/2001	1/24/2001
		Unit	Post-ISCO																				Pre-ISCO					
Field Parameters																												
Conductivity	*	mS/cm	1.403	1.453	1.458	1.521	1.503	1.614	1459	1.390	1.375	1.493	1.431	1.330	1.268	1.268	1.497	1.172	0.899	1.617	1.319	1.62	--	--	--	--	--	--
Dissolved Oxygen (YSI)	*	mg/L	1.77	3.41	2.25	2.2	1.54	3.51	0.65	1.21	4.87	5.23	5.53	--	4.75	4.75	4.20	5.69	9.89	6.26	2.5	0.78	--	--	--	--	--	--
Oxidation Reduction Potential	*	mV	20.2	37.4	17.5	-9.9	29.9	8.1	-28.1	-23.2	-3.6	-38.8	25.3	-34.0	128.7	128.7	2.0	5.31	-12.1	-71.9	6.03	1.5	--	--	--	--	--	--
pH	*	SU	6.14	6.07	6.07	6.1	5.88	6.17	6.06	6.06	6.43	6.47	6.10	6.44	3.84	3.84	6.34	220.0	6.29	6.6	11.7	6.15	--	--	--	--	--	--
Temperature	*	Celsius	24.57	19.93	24.92	19.15	23.76	18.37	25.9	15.40	25.72	16.77	21.87	19.92	15.83	15.83	24.26	15.19	13.66	30.52	16.04	25.77	--	--	--	--	--	--
Turbidity	*	NTU	2.23	4.67	5.53	8.49	2.85	56.2	8.55	12.80	33.3	28.6	90.4	18.00	20.9	20.9	22.9	21	NM	9.8	9.83	9.39	--	--	--	--	--	--
Monitored Natural Attenuation Parameters																												
Carbon Dioxide	*	mg/L	--	--	--	--	--	--	--	--	--	--	--	--	--	--	--	--	--	--	--	--	--	--	--	--	--	--
Iron	*	mg/L	--	--	--	--	--	--	--	--	--	--	--	--	--	--	--	--	--	--	--	--	1.1	18	16	10	17	16
Iron, as Ferrous (Fe+2)	*	mg/L	--	--	--	--	--	--	--	--	--	--	--	--	--	--	--	--	--	--	--	--	--	--	--	--	--	--
Manganese, Total	*	mg/L	--	--	--	--	--	--	--	--	--	--	--	--	--	--	--	--	--	--	--	--	1	3.9	3.8	4.9	4.0 N	4.0
Manganese, Dissolved	*	mg/L	--	--	--	--	--	--	--	--	--	--	--	--	--	--	--	--	--	--	--	--	--	--	--	--	--	--
Methane	*	µg/L	--	--	--	--	--	--	--	--	--	--	--	--	--	--	--	--	--	--	--	--	--	--	--	--	--	--
Nitrate	*	mg/L	--	--	--	--	--	--	--	--	--	--	--	--	--	--	--	--	--	--	--	--	--	--	--	--	--	--
Nitrogen	*	mg/L	--	--	--	--	--	--	--	--	--	--	--	--	--	--	--	--	--	--	--	--	--	--	--	--	--	--
Nitrogen, ammonia (as N)	*	mg/L	--	--	--	--	--	--	--	--	--	--	--	--	--	--	--	--	--	--	--	--	--	--	--	--	--	--
Oxygen	*	mg/L	--	--	--	--	--	--	--	--	--	--	--	--	--	--	--	--	--	--	--	--	--	--	--	--	--	--
Sulfate	*	mg/L	--	--	--	--	--	--	--	--	--	--	--	--	--	--	--	--	--	--	--	--	--	--	--	--	--	--
Sulfide	*	mg/L	--	--	--	--	--	--	--	--	--	--	--	--	--	--	--	--	--	--	--	--	--	--	--	--	--	--
Volatile Organic Compounds																												
Acetone	4,000	µg/L	< 50	< 50	< 50	< 50	< 50	< 50	< 50	< 50	< 50	< 50	< 50	< 100	< 100	< 5.0	< 5.0	< 5.0	< 100	< 100	< 100	< 100	2,500 U	**25**	25 U	25 U	**18 J**	25 U
Benzene	5	µg/L	< 5.0	< 5.0	< 5.0	< 5.0	< 5.0	< 5.0	< 5.0	< 5.0	< 5.0	< 5.0	< 5.0	< 5.0	< 5.0	< 0.25	< 0.25	0.57 J	< 5.0	< 5.0	< 5.0	< 5.0	**2,100**	**0.16 J**	1.0 U	1.0 U	**0.17 J**	**0.22 J**
Carbon Disulfide	4,000	µg/L	< 5.0	< 5.0	< 5.0	< 5.0	< 5.0	< 5.0	< 5.0	< 5.0	< 5.0	< 5.0	< 5.0	< 5.0	< 5.0	< 0.60	< 0.60	< 0.60	< 5.0	< 5.0	< 5.0	< 5.0	100 U	1.0 U	1.0 U	1.0 U	1.0 U	1.0 U
Ethylbenzene	700	µg/L	< 5.0	< 5.0	< 5.0	< 5.0	< 5.0	< 5.0	< 5.0	< 5.0	< 5.0	< 5.0	< 5.0	< 5.0	< 5.0	< 0.11	< 0.11	< 0.11	< 5.0	< 5.0	< 5.0	< 5.0	**290**	**0.11 J**	**0.29 J**	1.0 U	1.0 U	1.0 U
Methylene Chloride	5	µg/L	< 5.0	< 5.0	< 5.0	< 5.0	< 5.0	< 5.0	< 5.0	< 5.0	< 5.0	< 5.0	< 5.0	< 5.0	< 5.0	< 1.0	**2.8 J B**	< 1.0	< 5.0	< 5.0	< 5.0	< 5.0	500 U	5.0 U	5.0 U	5.0 U	5.0 U	5.0 U
Toluene	1,000	µg/L	< 5.0	< 5.0	< 5.0	< 5.0	< 5.0	< 5.0	< 5.0	< 5.0	< 5.0	< 5.0	< 5.0	< 5.0	< 5.0	< 0.33	< 0.33	< 0.33	< 5.0	< 5.0	< 5.0	< 5.0	100 U	**4.0 J**	1.0 U	1.0 U	**0.29 J**	1.0 U
Trichloroethylene	5	µg/L	< 5.0	< 5.0	< 5.0	< 5.0	< 5.0	< 5.0	< 5.0	< 5.0	< 5.0	< 5.0	< 5.0	< 5.0	< 5.0	< 0.13	< 0.13	< 0.13	< 5.0	< 5.0	< 5.0	< 5.0	100 U	**0.2 J**	1.0 U	1.0 U	1.0 U	1.0 U
Xylenes, total	2,000	µg/L	< 5.0	< 5.0	< 5.0	< 5.0	< 5.0	< 5.0	< 5.0	< 5.0	< 5.0	< 5.0	< 5.0	< 5.0	< 5.0	< 0.20	< 0.20	< 0.20	< 5.0	< 5.0	< 5.0	< 5.0	200 U	**0.13 J**	2.0 U	2.0 U	2.0 U	2.0 U
Semivolatile Organic Compounds																												
2-Methylnaphthalene	*	µg/L	--	--	--	--	--	--	--	--	--	--	--	--	--	--	--	--	--	--	--	--	**44**	10 U	10 U	14 U	10 U	10 U
Acenaphthene	2,000	µg/L	< 0.5	< 0.5	< 0.5	< 0.5	< 0.5	< 0.5	< 0.5	< 0.50	< 0.50	< 0.50	< 0.50	< 0.22	< 0.20	< 0.096	< 0.099	< 0.10	< 0.19	< 0.20	**0.041 J***	**0.038 J**	**19**	10 U	**0.32 J**	14 U	10 U	**0.27 J**
Acenaphthylene	10	µg/L	< 1.0	< 1.0	< 1.0	< 1.0	< 1.0	< 1.0	< 1.0	< 1.0	< 1.0	< 1.0	< 1.0	< 0.22	< 0.20	< 0.096	< 0.099	< 0.10	< 0.19	< 0.20	< 0.19 *	< 0.19	**0.21**	10 U	10 U	14 U	10 U	10 U
Anthracene	10	µg/L	< 0.05	< 0.05	< 0.05	**0.055**	< 0.05	< 0.05	< 0.05	< 0.050	< 0.050	< 0.050	< 0.050	< 0.22	< 0.20	< 0.096	< 0.099	< 0.10	< 0.19	< 0.20	< 0.19 *	< 0.19	**0.28**	10 U	10 U	14 U	10 U	10 U
Benz(a)anthracene	0.1	µg/L	< 0.05	< 0.05	< 0.05	< 0.05	< 0.05	< 0.05	< 0.05	< 0.050	< 0.050	< 0.050	< 0.050	< 0.22	< 0.20	< 0.096	< 0.099	< 0.10	< 0.19	< 0.20	< 0.19	< 0.19	0.2 U	10 U	10 U	14 U	10 U	10 U
Benzo(a)pyrene	0.2	µg/L	< 0.05	< 0.05	< 0.05	< 0.05	< 0.05	< 0.05	< 0.05	< 0.050	< 0.050	< 0.050	< 0.050	< 0.22	< 0.20	< 0.096	< 0.099	< 0.10	< 0.19	< 0.20	< 0.19	< 0.19	0.2 U	10 U	10 U	14 U	10 U	10 U
Benzo(b)fluoranthene	0.2	µg/L	< 0.1	< 0.1	< 0.1	< 0.1	< 0.1	< 0.1	< 0.1	< 0.10	< 0.10	< 0.10	< 0.10	< 0.22	< 0.20	< 0.096	< 0.099	< 0.10	< 0.19	< 0.20	< 0.19	< 0.19	0.2 U	10 U	10 U	14 U	10 U	10 U
Benzo(g,h,i)perylene	10	µg/L	< 0.1	< 0.1	< 0.1	< 0.1	< 0.1	< 0.1	< 0.1	< 0.10	< 0.10	< 0.10	< 0.10	< 0.22	< 0.20	< 0.096	**0.38**	< 0.10	< 0.19	< 0.20	< 0.19	< 0.19	0.2 U	10 U	10 U	14 U	10 U	10 U
Benzo(k)fluoranthene	10	µg/L	< 0.05	< 0.05	< 0.05	< 0.05	< 0.05	< 0.05	< 0.05	< 0.050	< 0.050	< 0.050	< 0.050	< 0.22	< 0.20	< 0.096	< 0.099	< 0.10	< 0.19	< 0.20	< 0.19 *	< 0.19	0.2 U	10 U	10 U	14 U	10 U	10 U
Chrysene	0.2	µg/L	< 0.05	< 0.05	< 0.05	< 0.05	< 0.05	< 0.05	< 0.05	< 0.050	< 0.050	< 0.050	< 0.050	< 0.22	< 0.20	< 0.043	< 0.045	< 0.045	< 0.19	< 0.20	< 0.19	< 0.19	0.2 U	10 U	10 U	14 U	10 U	10 U
Dibenzo(a,h)anthracene	0.3	µg/L	< 0.1	< 0.1	< 0.1	< 0.1	< 0.1	< 0.1	< 0.1	< 0.10	< 0.10	< 0.10	< 0.10	< 0.22	< 0.20	< 0.096	< 0.099	< 0.10	< 0.19	< 0.20	< 0.19	< 0.19	0.2 U	10 U	10 U	14 U	10 U	10 U
Dibenzofuran	1	µg/L	--	--	--	--	--	--	--	--	--	--	--	--	--	--	--	--	--	--	--	--	**2.5**	10 U	10 U	14 U	10 U	10 U
Fluoranthene	1,000	µg/L	< 0.1	< 0.1	< 0.1	< 0.1	< 0.1	< 0.1	< 0.1	< 0.10	< 0.10	< 0.10	< 0.10	< 0.22	< 0.20	< 0.096	< 0.099	< 0.10	< 0.19	< 0.20	**0.023 J***	< 0.19	0.2 U	10 U	10 U	14 U	10 U	10 U
Fluorene	1,000	µg/L	< 0.1	< 0.1	< 0.1	**0.2**	< 0.1	< 0.1	< 0.1	< 0.10	< 0.10	< 0.10	< 0.10	< 0.22	< 0.20	< 0.096	< 0.099	< 0.10	< 0.19	< 0.20	< 0.19 *	< 0.19	**2.3**	10 U	10 U	14 U	10 U	10 U
Indeno(1,2,3-cd)pyrene	0.4	µg/L	< 0.05	< 0.05	< 0.05	< 0.05	< 0.05	< 0.05	< 0.05	< 0.050	< 0.050	< 0.050	< 0.050	< 0.22	< 0.20	< 0.096	**0.23**	< 0.10	< 0.19	< 0.20	< 0.19	< 0.19	0.2 U	10 U	10 U	14 U	10 U	10 U
Naphthalene	20	µg/L	< 0.5	< 0.5	< 0.5	**0.73**	< 0.5	< 0.5	< 0.5	**0.66**	< 0.50	< 0.50	< 0.50	< 0.22	< 0.20	**0.18 J**	< 0.099	**0.14 J**	< 0.19	< 0.20	**0.099 J**	**0.083 J**	**390**	10 U	10 U	14 U	10 U	10 U
Phenanthrene	10	µg/L	< 0.05	< 0.05	< 0.05	**0.14**	< 0.05	< 0.05	< 0.05	< 0.50	< 0.050	< 0.050	< 0.050	< 0.22	< 0.20	< 0.096	< 0.099	< 0.10	< 0.19	< 0.20	< 0.19 *	< 0.19	**2.2**	10 U	10 U	14 U	10 U	10 U
Pyrene	1,000	µg/L	< 0.05	**0.058**	< 0.05	**0.067**	< 0.05	< 0.05	< 0.05	< 0.050	< 0.050	< 0.050	< 0.050	< 0.22	< 0.20	< 0.096	< 0.099	< 0.10	< 0.19	< 0.20	< 0.19	< 0.19	0.2 U	10 U	10 U	14 U	10 U	10 U
Inorganic Compounds																												
Aluminum (fume or dust)	*	mg/L	--	--	--	--	--	--	--	--	--	--	--	--	--	--	--	--	--	--	--	--	0.2 U	**3.1**	**0.1 B**	**0.029 B**	0.2 U	**0.71**
Antimony	0.01	mg/L	< 0.006	< 0.006	< 0.006	< 0.006	< 0.006	< 0.006	< 0.02	< 0.0200	< 0.0200	< 0.0200	< 0.0200	< 0.020	< 0.020	< 0.0053	< 0.0053	< 0.0053	< 0.020	< 0.020	< 0.020	< 0.020	0.02 U	0.020 U	0.02 U	0.02 U	0.02 U	0.02 U
Arsenic	0.05	mg/L	< 0.05	< 0.05	< 0.05	< 0.05	< 0.05	< 0.05	< 0.05	< 0.0500	< 0.0500	< 0.0500	< 0.0500	< 0.020	< 0.020	< 0.0046	< 0.0046	< 0.0046	< 0.020	< 0.020	< 0.010	< 0.010	0.01 U	0.010 U	0.01 U	0.01 U	0.01 U	0.01 U
Barium	2	mg/L	**0.679**	**0.676**	**0.685**	**0.621**	**0.704**	**0.756**	**0.682**	**0.648**	**0.657**	**0.666**	**0.654**	**0.63**	**0.78**	**0.68**	**0.63**	**0.68**	**0.63**	**0.65**	**0.67**	**0.71**	**0.32**	**0.59**	**0.56**	**0.61**	**0.52**	**0.53**
Beryllium	0.004	mg/L	< 0.004	< 0.004	< 0.004	< 0.004	< 0.004	< 0.004	< 0.01	< 0.0100	< 0.0100	< 0.0100	< 0.0100	< 0.0040	< 0.0040	< 0.00020	< 0.00020	**0.00029 J**	< 0.0040	< 0.0040	< 0.0040	< 0.0040	0.004 U	0.0040 U	**0.00054 B**	0.004 U	0.004 U	0.004 U
Cadmium	0.005	mg/L	< 0.005	< 0.005	< 0.005	< 0.005	< 0.005	< 0.005	< 0.005	< 0.0050	< 0.0050	< 0.0050	< 0.0050	< 0.0050	< 0.0050	< 0.0020	< 0.0020	< 0.0020	< 0.0050	< 0.0050	< 0.0050	< 0.0050	0.005 U	0.0050 U	0.005 U	0.005 U	0.005 U	0.005 U
Calcium metal	*	mg/L	--	--	--	--	--	--	--	--	--	--	--	--	--	--	--	--	--	--	--	--	**27**	**61**	**57**	**69**	**59**	**56**
Chromium	0.1	mg/L	**0.0142**	< 0.01	**0.0178**	< 0.01	< 0.01	< 0.01	< 0.01	< 0.0100	< 0.0100	< 0.0100	< 0.0100	< 0.010	**0.42**	**0.0024 J**	**0.0013 J**	**0.0091 J**	< 0.010	< 0.010	**0.0056 J**	< 0.010	0.01 U	**0.034**	0.01 U	0.01 U	0.01 UN	**0.0039 B**
Cobalt	*	mg/L	--	--	--	--	--	--	--	--	--	--	--	--	--	--	--	--	--	--	--	--	0.01 U	**0.0060 B**	**0.0042 B**	**0.0035 B**	**0.0044 B**	**0.0025 B**
Copper	1.3	mg/L	< 0.01	< 0.01	< 0.01	< 0.01	< 0.01	< 0.01	< 0.01	< 0.0100	< 0.0100	< 0.0100	< 0.0100	< 0.020	< 0.020	< 0.0019	< 0.0019	**0.0026 JB**	< 0.020	< 0.020	< 0.020	< 0.020	0.02 U	**0.0054 B**	0.02 U	0.02 U	0.02 UN	**0.0014 B**
Cyanide	0.2	mg/L	< 0.01	< 0.01	< 0.01	< 0.01	< 0.01 UJ	< 0.01	< 0.01	0.010	< 0.010	< 0.010	< 0.010	< 0.010	< 0.010	< 0.0050	< 0.0050	< 0.0050	< 0.010	< 0.010	< 0.010	< 0.010	0.01 U	0.010 U	0.01 U	0.01 U	0.01 U	0.01 U
Lead	0.015	mg/L	< 0.01	< 0.01	< 0.01	< 0.01	< 0.01	< 0.01	< 0.01	< 0.0100	< 0.0100	< 0.0100	< 0.0100	< 0.010	< 0.010	< 0.0040	< 0.0040	< 0.0040	< 0.010	< 0.010	< 0.0050	< 0.0050	0.005 U	0.0050 U	0.005 U	0.005 U	0.005 U	0.005 U
Magnesium	*	mg/L	--	--	--	--	--	--	--	--	--	--	--	--	--	--	--	--	--	--	--	--	**14**	**35**	**33**	**40**	**34**	**33**
Mercury	0.002	mg/L	< 0.0002	< 0.0002	< 0.0002	< 0.0002	< 0.0002	< 0.0002	< 0.0002	< 0.00020	< 0.00020	< 0.00020	< 0.00020	< 0.00020	< 0.00020	< 0.000091	< 0.000091	< 0.000091	< 0.00020	< 0.00020	< 0.00020	< 0.00020	0.0002 U	0.00020 U	0.0002 U	0.0002 U	0.0002 U	0.00020 U
Nickel	0.1	mg/L	**0.456**	**0.396**	**0.38**	**0.351**	**0.422**	**0.300**	**0.306**	**0.151**	**0.378**	**0.315**	**0.305**	**0.59**	**0.59**	**0.30**	**0.27**	**0.38**	**0.36**	**0.20**	**0.027 J**	**0.034 J**	0.04 U	**0.024 B**	**0.018 B**	**0.032 B**	**0.026 B**	**0.029 B**
Potassium	*	mg/L	--	--	--	--	--	--	--	--	--	--	--	--	--	--	--	--	--	--	--	--	**3.0**	**3.8**	**3.9**	**3.5**	**3.7**	**3.7**
Selenium	0.05	mg/L	< 0.02	< 0.02	< 0.02	< 0.02	< 0.02	< 0.02	< 0.02	< 0.0200	< 0.0200	< 0.0200	< 0.0200	< 0.020	< 0.020	< 0.0064	< 0.0064	< 0.0064	< 0.020	< 0.020	< 0.010	< 0.010	0.01 U	0.010 U	0.01 U	0.01 U	0.01 U	0.01 U
Sodium	*	mg/L	--	--	--	--	--	--	--	--	--	--	--	--	--	--	--	--	--	--	--	--	**25**	**210**	**140**	**120**	**160**	**150**
Thallium	0.002	mg/L	< 0.002	< 0.002	< 0.002	< 0.002	< 0.002	< 0.002	< 0.02	< 0.0200	< 0.0200	< 0.0200	< 0.0200	< 0.0010	< 0.0010	< 0.00025	< 0.00025	< 0.00025	< 0.0010	< 0.0010	< 0.0010	< 0.0010	0.001 U	0.0020 UWN	0.002 UWN	0.002 U	0.002 UW	0.002 UW
Vanadium (fume or dust)	0.2	mg/L	< 0.01	< 0.01	< 0.01	< 0.01	< 0.01	< 0.01	< 0.01	< 0.0100	< 0.0100	< 0.0100	< 0.0100	< 0.010	**0.010**	< 0.0024	< 0.0024	< 0.0024	< 0.010	< 0.010	< 0.010	< 0.010	0.01 U	**0.0055 B**	0.01 U	0.01 U	0.01 U	0.01 U
Zinc	2	mg/L	< 0.02	< 0.02	< 0.02	< 0.02	< 0.02	**0.0616**	< 0.02	< 0.0200	< 0.0200	< 0.0200	< 0.0200	< 0.020	**0.099**	< 0.0087	**0.0087 J**	**0.0099 J**	< 0.020	< 0.020	**0.011 J**	< 0.020	**0.051**	**0.0067 B**	**0.009 B**	0.02 U	0.02 U	**0.0076 B**

Notes:
* - Not a HSRA regulated compound
ISCO - *in-situ* chemical oxidation
RRS - Risk Reduction Standard

Data Qualifier Defintions:
-- - Not analyzed
B (Inorganics) - Estimated analyte concentration
D - Analyte concentration reported from secondary dilution
DB - Analyte concentration reported from secondary dilution; analyte detected in method blank
H - Holding time exceeded for sample
J - Estimated analyte concentration
JB (Organic) - Estimated analyte concentration; analyte detected in method blank
Bold = Exceeds the laboratory detection limit
Bold and shaded - Analyte concentration exceeds the Type 1 RRS
JM (Organic) - Estimated analyte concentration; spike sample recovery outside control limits
M (Organic) - Spike sample recovery outside control limits
N - Spike sample recovery outside of control limits
R - Sample data results rejected due to deficiencies in the ability to meet quality control standards
< - Analyte not detected at referenced detection limit
U - Analyte not detected at referenced detection limit
UJ - Analyte not detected; low method bias and/or matrix interference
UN - Analyte not detected; spiked sample recovery outside of control limits
UR - Analyte not detected; data rejected
UWN - Analyte not detected; post digestion spike and spike sample recovery outside control limits

Appendix E-1
Summary of Historical Groundwater Sampling Data - Alluvium, Galliard, and Saprolite Monitoring Wells
January 2001 through July 2018
Atlanta Gas Light Company
Former Manufactured Gas Plant Site
Augusta, Georgia

Chemical Name	Type 1 Risk Reduction Standard	Location ID	MW-309D	MW-309D	MW-309D	MW-309D	MW-309D	MW-309D	MW-309D	MW-309D	MW-309D	MW-309D	MW-309D	MW-309D	MW-309D	MW-309D	MW-309D	MW-309D	MW-309D	MW-309D
		Sample Date	7/21/2009	1/20/2009	7/17/2008	1/9/2008	7/12/2007	2/14/2007	7/12/2006	1/11/2006	7/21/2005	1/20/2005	7/15/2004	1/20/2004	7/16/2003	1/16/2003	7/10/2002	1/15/2002	7/12/2001	1/24/2001
		Unit	Post-ISCO								Pre-ISCO									
Field Parameters																				
Conductivity	*	mS/cm	1.088	0.952	1.254	1.118	1.145	1.187	1.143	--	--	--	--	--	--	--	--	--	--	--
Dissolved Oxygen (YSI)	*	mg/L	0.78	1.36	0.27	0.47	0.41	0.26	0.24	--	--	--	--	--	--	--	--	--	--	--
Oxidation Reduction Potential	*	mV	-173.9	35.7	-6.0	-21.0	18.5	-16.0	-8.2	--	--	--	--	--	--	--	--	--	--	--
pH	*	SU	6.05	5.26	5.97	6.07	5.99	6.15	6.10	--	--	--	--	--	--	--	--	--	--	--
Temperature	*	Celsius	22.34	14.82	23.69	21.92	22.20	20.96	22.57	--	--	--	--	--	--	--	--	--	--	--
Turbidity	*	NTU	--	4.2	1.17	0.81	0.00	0.73	0.63	--	--	--	--	--	--	--	--	--	--	--
Monitored Natural Attenuation Parameters																				
Carbon Dioxide	*	µg/L	--	--	--	--	--	--	--	--	--	--	--	--	--	--	--	--	--	--
Iron	*	mg/L	--	--	--	--	--	--	--	12.4	11.4	15	15	16	15	18	18	16 N	17	15
Iron, as Ferrous (Fe+2)	*	mg/L	--	--	--	--	--	--	--	--	--	--	--	--	--	--	--	--	--	--
Manganese, Total	*	mg/L	--	--	--	--	--	--	--	1.08	0.985	1.1	1.1	1.1	1	1.2	1.1	1.1	1.2	1.1
Manganese, Dissolved	*	mg/L	--	--	--	--	--	--	--	--	--	--	--	--	--	--	--	--	--	--
Methane	*	µg/L	--	--	--	--	--	--	--	--	--	--	--	--	--	--	--	--	--	--
Nitrate	*	mg/L	--	--	--	--	--	--	--	--	--	--	--	--	--	--	--	--	--	--
Nitrogen	*	mg/L	--	--	--	--	--	--	--	--	--	--	--	--	--	--	--	--	--	--
Nitrogen, ammonia (as N)	*	mg/L	--	--	--	--	--	--	--	--	--	--	--	--	--	--	--	--	--	--
Oxygen	*	mg/L	--	--	--	--	--	--	--	--	--	--	--	--	--	--	--	--	--	--
Sulfate	*	mg/L	--	--	--	--	--	--	--	--	--	--	--	--	--	--	--	--	--	--
Sulfide	*	mg/L	--	--	--	--	--	--	--	--	--	--	--	--	--	--	--	--	--	--
Volatile Organic Compounds																				
Acetone	4,000	µg/L	< 100	< 100	< 100	< 50	< 50	< 50	50 U	10 U	25 U	25 U	25 U	25 U	25 U	25 U	25 U	25 U	25 U	25 U
Benzene	5	µg/L	< 5.0	**0.37 J**	**0.42 J**	< 5.0	< 5	< 5	**22**	**6.6**	1.0 U	1.0 U	1.0 U	1.0 U	1.0 U	1.0 U	1.0 U	1.0 U	**0.14 J**	1.0 U
Carbon Disulfide	4,000	µg/L	< 5.0	< 5.0	< 5.0	< 5.0	< 5	< 5	5 U	1.0 U	1.0 U	1.0 U	1.0 U	1.0 U	1.0 U	1.0 U	1.0 U	1.0 U	1.0 U	1.0 U
Ethylbenzene	700	µg/L	< 5.0	< 5.0	< 5.0	< 5.0	< 5	< 5	5 U	1.0 U	1.0 U	1.0 U	1.0 U	1.0 U	1.0 U	1.0 U	1.0 U	1.0 U	1.0 U	1.0 U
Methylene Chloride	5	µg/L	< 5.0	< 5.0	< 5.0	< 5.0	< 5	< 5	5 U	1.0 U	5.0 U	5.0 U	5.0 U	5.0 U	5.0 U	5.0 U	5.0 U	5.0 U	5.0 U	5.0 U
Toluene	1,000	µg/L	< 5.0	< 5.0	< 5.0	< 5.0	< 5	< 5	5 U	1.0 U	1.0 U	1.0 U	**1.2**	1.0 U	1.0 U	1.0 U	1.0 U	1.0 U	1.0 U	**0.36 J**
Trichloroethylene	5	µg/L	< 5.0	< 5.0	< 5.0	< 5.0	< 5	< 5	5 U	1.0 U	1.0 U	1.0 U	1.0 U	1.0 U	1.0 U	1.0 U	1.0 U	1.0 U	1.0 U	1.0 U
Xylenes, total	2,000	µg/L	< 5.0	< 5.0	< 5.0	< 5.0	< 5	< 5	5 U	2.0 U	2.0 U	2.0 U	2.0 U	2.0 U	2.0 U	2.0 U	2.0 U	2.0 U	2.0 U	2.0 U
Semivolatile Organic Compounds																				
2-Methylnaphthalene	*	µg/L	--	--	--	--	--	--	--	0.2 U	0.2 U	0.2 U	0.2 U	0.2 U	10 U	10 U	10 U	10 U	10 U	10 U
Acenaphthene	2,000	µg/L	**0.69**	**0.4**	**0.8**	< 10	< 10	< 10	10 U	0.2 U	0.2 U	0.2 U	0.2 U	0.2 U	10 U	10 U	10 U	10 U	10 U	10 U
Acenaphthylene	10	µg/L	**0.27**	**0.14 J**	**0.26**	< 10	< 10	< 10	10 U	0.2 U	0.2 U	0.2 U	0.2 U	0.2 U	10 U	10 U	10 U	10 U	10 U	10 U
Anthracene	10	µg/L	< 0.19	< 0.19	**0.022 J**	< 10	< 10	< 10	10 U	0.2 U	0.2 U	0.2 U	0.2 U	0.2 U	10 U	10 U	10 U	10 U	10 U	10 U
Benz(a)anthracene	0.1	µg/L	< 0.19	< 0.19	< 0.19	< 0.050	< 0.05	< 0.05	0.05 U	0.2 U	0.2 U	0.2 U	0.2 U	0.2 U	10 U	10 U	10 U	10 U	10 U	10 U
Benzo(a)pyrene	0.2	µg/L	< 0.19	< 0.19	< 0.19	< 0.050	< 0.05	< 0.05	0.05 U	0.2 U	0.2 U	0.2 U	0.2 U	0.2 U	10 U	10 U	10 U	10 U	10 U	10 U
Benzo(b)fluoranthene	0.2	µg/L	< 0.19	< 0.19	< 0.19	< 0.10	< 0.1	< 0.1	0.1 U	0.2 U	0.2 U	0.2 U	0.2 U	0.2 U	10 U	10 U	10 U	10 U	10 U	10 U
Benzo(g,h,i)perylene	10	µg/L	< 0.19	< 0.19	< 0.19	< 10	< 10	< 10	10 U	0.2 U	0.2 U	0.2 U	0.2 U	0.2 U	10 U	10 U	10 U	10 U	10 U	10 U
Benzo(k)fluoranthene	10	µg/L	< 0.19	< 0.19	< 0.19	< 10	< 10	< 10	10 U	0.2 U	0.2 U	0.2 U	0.2 U	0.2 U	10 U	10 U	10 U	10 U	10 U	10 U
Chrysene	0.2	µg/L	< 0.19	< 0.19	< 0.19	< 0.050	< 0.05	< 0.05	0.05 U	0.2 U	0.2 U	0.2 U	0.2 U	0.2 U	10 U	10 U	10 U	10 U	10 U	10 U
Dibenzo(a,h)anthracene	0.3	µg/L	< 0.19	< 0.19	< 0.19	< 0.10	< 0.1	< 0.1	0.1 U	0.2 U	0.2 U	0.2 U	0.2 U	0.2 U	10 U	10 U	10 U	10 U	10 U	10 U
Dibenzofuran	1	µg/L	--	--	--	--	--	--	--	1.0 U	0.2 U	0.2 U	0.2 U	0.2 U	10 U	10 U	10 U	10 U	10 U	10 U
Fluoranthene	1,000	µg/L	< 0.19	< 0.19	< 0.19	< 10	< 10	< 10	10 U	0.2 U	0.2 U	0.2 U	0.2 U	0.2 U	10 U	10 U	10 U	10 U	10 U	10 U
Fluorene	1,000	µg/L	< 0.19	**0.034 J**	**0.023 J**	< 10	< 10	< 10	10 U	0.2 U	0.2 U	0.2 U	0.2 U	0.2 U	10 U	10 U	10 U	10 U	10 U	10 U
Indeno(1,2,3-cd)pyrene	0.4	µg/L	< 0.19	< 0.19	< 0.19	< 0.050	< 0.05	< 0.05	0.05 U	0.2 U	0.2 U	0.2 U	0.2 U	0.2 U	10 U	10 U	10 U	10 U	10 U	10 U
Naphthalene	20	µg/L	**0.29**	**0.14 J**	**0.21**	< 10	< 10	< 10	10 U	**4.2**	0.2 U	0.2 U	0.2 U	0.2 U	10 U	10 U	10 U	10 U	10 U	10 U
Phenanthrene	10	µg/L	< 0.19	< 0.19	**0.023 J**	< 10	< 10	< 10	10 U	0.2 U	0.2 U	0.2 U	0.2 U	0.2 U	10 U	10 U	10 U	10 U	10 U	10 U
Pyrene	1,000	µg/L	< 0.19	< 0.19	< 0.19	< 10	< 10	< 10	10 U	0.2 U	0.2 U	0.2 U	0.2 U	0.2 U	10 U	10 U	10 U	10 U	10 U	10 U
Inorganic Compounds																				
Aluminum (fume or dust)	*	mg/L	--	--	--	--	--	--	--	0.2 U	0.2 U	0.2 U	0.2 U	0.2 U	0.2 U	**0.062 B**	0.2 U	**0.041 BN**	**0.11 B**	**0.048 B**
Antimony	0.01	mg/L	< 0.020	< 0.020	< 0.020	< 0.0200	< 0.02	< 0.02	0.02 U	0.01 U	0.006 U	0.02 U	0.006 U	0.02 U	0.02 U	0.020 U	0.02 U	0.020 U	0.02 U	0.02 U
Arsenic	0.05	mg/L	< 0.020	< 0.010	< 0.010	<0.0500	< 0.05	< 0.05	0.05 U	0.01 U	0.01 U	0.01 U	0.01 U	0.01 U	0.01 U	0.010 U	0.01 U	0.010 U	0.01 U	0.01 U
Barium	2	mg/L	**0.28**	**0.27**	**0.29**	**0.324**	**0.333**	**0.363**	**0.345**	**0.366**	**0.375**	**0.4**	**0.4**	**0.38**	**0.34**	**0.34**	**0.3**	**0.30**	**0.29**	**0.26**
Beryllium	0.004	mg/L	< 0.0040	< 0.0040	< 0.0040	< 0.0100	< 0.010	< 0.010	0.01 U	0.005 U	0.004 U	0.004 U	0.004 U	0.004 U	0.004 U	0.0040 U	0.004 U	0.0040 U	0.004 U	0.004 U
Cadmium	0.005	mg/L	< 0.0050	< 0.0050	< 0.0050	< 0.0050	< 0.005	< 0.005	0.005 U	0.002 U	0.005 U	0.005 U	0.005 U	0.005 U	0.005 U	0.0050 U	0.005 U	0.0050 U	0.005 U	0.005 U
Calcium metal	*	mg/L	--	--	--	--	--	--	--	**44.7**	**42.1**	**47**	**44**	**43**	**38**	**41**	**37**	**33**	**37**	**33**
Chromium	0.1	mg/L	< 0.010	< 0.010	< 0.010	< 0.0100	< 0.010	< 0.010	0.01 U	0.005 U	0.01 U	0.01 U	0.01 U	0.01 U	0.01 UJ	0.010 U	0.01 U	0.010 U	0.01 U	0.01 U
Cobalt	*	mg/L	--	--	--	--	--	--	--	0.007 U	0.01 U	0.01 U	0.01 U	0.01 U	0.01 U	0.010 U	0.01 U	0.010 U	0.01 U	0.01 U
Copper	1.3	mg/L	< 0.020	< 0.020	< 0.020	< 0.0100	< 0.010	< 0.010	0.01 U	0.025 U	0.02 U	0.02 U	0.02 U	0.02 U	0.02 U	0.020 U	0.02 U	0.020 U	0.02 U	0.02 U
Cyanide	0.2	mg/L	< 0.010	< 0.010	< 0.010	< 0.010	< 0.010	< 0.010	0.01 U	0.01 U	0.01 U	0.01 U	0.01 U	0.01 U	0.015 U	0.010 U	0.01 U	0.010 U	0.01 U	0.01 U
Lead	0.015	mg/L	< 0.010	< 0.0050	< 0.0050	< 0.0100	< 0.010	< 0.010	0.01 U	0.003 U	0.005 U	0.005 U	0.005 U	0.005 U	0.005 U	0.0050 U	0.005 U	**0.0017 B**	0.005 U	0.005 U
Magnesium	*	mg/L	--	--	--	--	--	--	--	**38.7**	**35.5**	**40**	**37**	**36**	**34**	**34**	**29**	**27**	**30**	**25**
Mercury	0.002	mg/L	< 0.00020	< 0.00020	**0.0001 J**	< 0.00020	< 0.0002	< 0.0002	0.0002 U	0.0002 U	0.0002 U	0.0002 U	0.0002 U	0.0002 U	0.0002 U	0.00020 U	0.0002 U	0.00020 U	0.0002 U	0.00020 U
Nickel	0.1	mg/L	< 0.040	< 0.040	< 0.040	< 0.0200	< 0.02	< 0.02	0.02 U	0.04 U	0.04 U	0.04 U	0.04 U	0.04 U	0.04 U	0.040 U	0.04 U	0.040 U	0.04 U	0.04 U
Potassium	*	mg/L	--	--	--	--	--	--	--	5 U	**2.89**	**3.9**	**3.5**	**3.4**	**2.6**	**3.3**	**3.3**	**3.0**	**3.2**	**3.2**
Selenium	0.05	mg/L	< 0.020	< 0.010	< 0.010	< 0.0200	< 0.02	< 0.02	0.02 U	0.005 U	0.01 U	0.01 U	0.01 U	0.01 U	0.01 U	0.010 U	0.01 U	0.010 U	0.01 U	0.01 U
Sodium	*	mg/L	--	--	--	--	--	--	--	**116**	**108**	**110**	**100**	**91**	**86**	**86**	**76**	**80**	**77**	**79**
Thallium	0.002	mg/L	< 0.0010	< 0.0010	< 0.0010	< 1.00	< 1.00	< 1	0.001 U	0.001 U	0.001 U	0.002 U	0.001 U	0.001 U	0.002 U	0.0020 UWN	0.002 UWN	0.0020 U	0.002 UW	0.002 U
Vanadium (fume or dust)	0.2	mg/L	< 0.010	< 0.010	< 0.010	< 0.0100	< 0.010	< 0.010	0.01 U	0.007 U	0.01 U	0.01 U	0.01 U	0.01 U	0.01 U	0.010 U	0.01 U	0.010 U	0.01 U	0.01 U
Zinc	2	mg/L	< 0.020	**0.0088 J**	**0.0089 J**	< 0.0200	< 0.02	< 0.02	0.02 U	0.02 U	0.02 U	0.02 U	0.02 U	0.02 U	0.02 U	0.020 U	0.02 U	0.020 U	0.02 U	0.02 U

Notes:
* - Not a HSRA regulated compound
ISCO - *in-situ* chemical oxidation
RRS - Risk Reduction Standard

Data Qualifier Defintions:
-- - Not analyzed
B (Inorganics) - Estimated analyte concentration
D - Analyte concentration reported from secondary dilution
DB - Analyte concentration reported from secondary dilution; analyte detected in method blank
H - Holding time exceeded for sample
J - Estimated analyte concentration
JB (Organic) - Estimated analyte concentration; analyte detected in method blank
Bold = Exceeds the laboratory detection limit
Bold and shaded - Analyte concentration exceeds the Type 1 RRS
JM (Organic) - Estimated analyte concentration; spike sample recovery outside control limits
M (Organic) - Spike sample recovery outside control limits
N - Spike sample recovery outside of control limits
R - Sample data results rejected due to deficiencies in the ability to meet quality control standards
< - Analyte not detected at referenced detection limit
U - Analyte not detected at referenced detection limit
UJ - Analyte not detected; low method bias and/or matrix interference
UN - Analyte not detected; spiked sample recovery outside of control limits
UR - Analyte not detected; data rejected
UWN - Analyte not detected; post digestion spike and spike sample recovery outside control limits

Appendix E-1
Summary of Historical Groundwater Sampling Data - Alluvium, Galliard, and Saprolite Monitoring Wells
January 2001 through July 2018
Atlanta Gas Light Company
Former Manufactured Gas Plant Site
Augusta, Georgia

Chemical Name	Type 1 Risk Reduction Standard	Location ID	MW-309SAP	MW-309SAP	MW-309SAP	MW-309SAP	MW-309SAP
		Sample Date	1/16/2003	7/10/2002	1/16/2002	7/12/2001	1/24/2001
		Unit	Pre-ISCO				
Field Parameters							
Conductivity	*	mS/cm	--	--	--	--	--
Dissolved Oxygen (YSI)	*	mg/L	--	--	--	--	--
pH	*	SU	--	--	--	--	--
Oxidation Reduction Potential	*	mV	--	--	--	--	--
Temperature	*	Celsius	--	--	--	--	--
Turbidity	*	NTU	--	--	--	--	--
Monitored Natural Attenuation Parameters							
Carbon Dioxide	*	µg/L	--	--	--	--	--
Iron	*	mg/L	6.0	7.2	3.6	8.5	9.7
Iron, as Ferrous (Fe+2)	*	mg/L	--	--	--	--	--
Manganese, Total	*	mg/L	1.1	1.1	1.5	1.2	1.2
Manganese, Dissolved	*	mg/L	--	--	--	--	--
Methane	*	µg/L	--	--	--	--	--
Nitrate	*	mg/L	--	--	--	--	--
Nitrogen	*	mg/L	--	--	--	--	--
Nitrogen, ammonia (as N)	*	mg/L	--	--	--	--	--
Oxygen	*	mg/L	--	--	--	--	--
Sulfate	*	mg/L	--	--	--	--	--
Sulfide	*	mg/L	--	--	--	--	--
Volatile Organic Compounds							
Acetone	4,000	µg/L	**32**	< 25	< 25	**53**	< 25
Benzene	5	µg/L	**0.17 J**	< 1.0	< 1.0	< 1.0	**0.21 J**
Carbon Disulfide	4,000	µg/L	< 1.0	< 1.0	< 1.0	< 1.0	< 1.0
Ethylbenzene	700	µg/L	< 1.0	< 1.0	< 1.0	< 1.0	< 1.0
Methylene Chloride	5	µg/L	< 5.0	< 5.0	< 5.0	< 5.0	**0.38 J**
Toluene	1,000	µg/L	**0.36 J**	**0.37 J**	< 1.0	**0.65 J**	**3.2**
Trichloroethylene	5	µg/L	**0.22 J**	< 1.0	< 1.0	< 1.0	< 1.0
Xylenes, total	2,000	µg/L	< 2.0	< 2.0	< 2.0	< 2.0	**0.57 J**
Semivolatile Organic Compounds							
2-Methylnaphthalene	*	µg/L	< 10	**0.36 J**	< 13	< 10	< 10
Acenaphthene	2,000	µg/L	< 10	< 10	< 13	< 10	< 10
Acenaphthylene	10	µg/L	< 10	< 10	< 13	< 10	< 10
Anthracene	10	µg/L	< 10	< 10	< 13	< 10	< 10
Benz(a)anthracene	0.1	µg/L	< 10	< 10	< 13	< 10	< 10
Benzo(a)pyrene	0.2	µg/L	< 10	< 10	< 13	< 10	< 10
Benzo(b)fluoranthene	0.2	µg/L	< 10	< 10	< 13	< 10	< 10
Benzo(g,h,i)perylene	10	µg/L	< 10	< 10	< 13	< 10	< 10
Benzo(k)fluoranthene	10	µg/L	< 10	< 10	< 13	< 10	< 10
Chrysene	0.2	µg/L	< 10	< 10	< 13	< 10	< 10
Dibenzo(a,h)anthracene	0.3	µg/L	< 10	< 10	< 13	< 10	< 10
Dibenzofuran	1	µg/L	< 10	< 10	< 13	< 10	< 10
Fluoranthene	1,000	µg/L	< 10	< 10	< 13	< 10	< 10
Fluorene	1,000	µg/L	< 10	< 10	< 13	< 10	< 10
Indeno(1,2,3-cd)pyrene	0.4	µg/L	< 10	< 10	< 13	< 10	< 10
Naphthalene	20	µg/L	< 10	**5.3 J**	< 13	< 10	< 10
Phenanthrene	10	µg/L	< 10	< 10	< 13	< 10	< 10
Pyrene	1,000	µg/L	< 10	< 10	< 13	< 10	< 10
Inorganic Compounds							
Aluminum (fume or dust)	*	mg/L	**0.15 B**	**0.032 B**	**0.03 B**	**0.11 B**	**0.54**
Antimony	0.01	mg/L	< 0.020	< 0.02	< 0.02	< 0.02	< 0.02
Arsenic	0.05	mg/L	< 0.010	< 0.01	< 0.01	< 0.01	< 0.01
Barium	2	mg/L	**0.20**	**0.19**	**0.23**	**0.2**	**0.2**
Beryllium	0.004	mg/L	< 0.0040	< 0.004	< 0.004	< 0.004	< 0.004
Cadmium	0.005	mg/L	< 0.0050	< 0.005	< 0.005	< 0.005	< 0.005
Calcium metal	*	mg/L	**17**	**17**	**19**	**19**	**19**
Chromium	0.1	mg/L	< 0.010	< 0.01	< 0.01	< 0.01	**0.0025 B**
Cobalt	*	mg/L	< 0.010	< 0.01	< 0.01	< 0.01	< 0.01
Copper	1.3	mg/L	< 0.020	< 0.02	< 0.02	< 0.02	**0.002 B**
Cyanide	0.2	mg/L	< 0.010	< 0.01	< 0.01	< 0.01	--
Lead	0.015	mg/L	< 0.0050	**0.0038 B**	< 0.005	< 0.005	< 0.005
Magnesium	*	mg/L	**8.4**	**8.5**	**9.6**	**9.6**	**9.2**
Mercury	0.002	mg/L	< 0.00020	< 0.0002	< 0.0002	< 0.0002	< 0.00020
Nickel	0.1	mg/L	**0.020 B**	**0.021 B**	**0.035 B**	**0.031 B**	**0.031 B**
Potassium	*	mg/L	**2.0**	**2.2**	**2.2**	**2.2**	**2.2**
Selenium	0.05	mg/L	< 0.010	< 0.01	< 0.01	< 0.01	< 0.01
Sodium	*	mg/L	**39**	**37**	**42**	**40**	**36**
Thallium	0.002	mg/L	< 0.0020 WN	< 0.002WN	< 0.002	< 0.002W	< 0.002
Vanadium (fume or dust)	0.2	mg/L	< 0.010	< 0.01	< 0.01	< 0.01	< 0.01
Zinc	2	mg/L	**0.0071 B**	**0.011 B**	**0.0085 B**	< 0.02	**0.0094 B**

Notes:
* - Not a HSRA regulated compound
ISCO - *in-situ* chemical oxidation
RRS - Risk Reduction Standard

Data Qualifier Defintions:
-- - Not analyzed
B (Inorganics) - Estimated analyte concentration
D - Analyte concentration reported from secondary dilution
DB - Analyte concentration reported from secondary dilution; analyte detected in method blank
H - Holding time exceeded for sample
J - Estimated analyte concentration
JB (Organic) - Estimated analyte concentration; analyte detected in method blank
Bold = Exceeds the laboratory detection limit
Bold and shaded - Analyte concentration exceeds the Type 1 RRS
JM (Organic) - Estimated analyte concentration; spike sample recovery outside control limits
M (Organic) - Spike sample recovery outside control limits
N - Spike sample recovery outside of control limits
R - Sample data results rejected due to deficiencies in the ability to meet quality control standards
< - Analyte not detected at referenced detection limit
UJ - Analyte not detected; low method bias and/or matrix interference
UN - Analyte not detected; spiked sample recovery outside of control limits
UR - Analyte not detected; data rejected
UWN - Analyte not detected; post digestion spike and spike sample recovery outside control limits

Appendix E-1
Summary of Historical Groundwater Sampling Data - Alluvium, Galliard, and Saprolite Monitoring Wells
January 2001 through July 2018
Atlanta Gas Light Company
Former Manufactured Gas Plant Site
Augusta, Georgia

Chemical Name	Type 1 Risk Reduction Standard	Location ID	MW-310SAP	MW-310SAP	MW-310SAP	MW-310SAP	MW-310SAP	MW-310SAP	MW-310SAP	MW-310SAP	MW-310SAP	MW-310SAP	MW-310SAP	MW-310SAP	MW-310SAP	MW-310SAP	MW-310SAP	MW-310SAP	MW-310SAP	MW-310SAP	MW-310SAP	MW-310SAP	MW-310SAP	MW-310SAP	MW-310SAP	MW-310SAP	MW-310SAP	MW-310SAP	MW-310SAP	MW-310SAP	MW-310SAP	MW-310SAP	MW-310SAP	MW-310SAP	MW-310SAP	MW-310SAP	MW-310SAP
		Sample Date	7/18/2018	1/24/2018	7/27/2017	1/26/2017	7/27/2016	1/20/2016	7/28/2015	1/13/2015	7/16/2014	1/14/2014	7/9/2013	1/9/2013	7/24/2012	1/24/2012	7/6/2011	1/17/2011	7/15/2010	1/6/2010	7/21/2009	1/14/2009	7/22/2008	1/10/2008	7/10/2007	2/15/2007	7/11/2006	2/8/2006	1/14/2006	7/20/2005	1/20/2005	7/15/2004	1/22/2004	7/16/2003	1/15/2002	7/12/2001	1/23/2001
		Unit	Post-ISCO																											Pre-ISCO							
Field Parameters																																					
Conductivity	*	mS/cm	0.457	0.445	0.41	0.411	0.424	0.489	453.9	0.458	0.464	0.432	0.517	--	0.533	0.451	0.509	0.366	0.427	0.319	0.423	0.402	0.496	0.516	0.417	0.426	0.47	--	--	--	--	--	--	--	--	--	--	--
Dissolved Oxygen (YSI)	*	mg/L	0.1	0.34	0.43	0.6	0.34	0.45	0.44	0.33	1.78	1.34	1.96	--	2.94	5.81	1.07	1.99	3.05	2.92	1.45	1.32	1.85	0.59	0.64	0.81	0.22	--	--	--	--	--	--	--	--	--	--	--
Oxidation Reduction Potential	*	mV	116.6	-33.2	119.3	132.4	95.1	202.2	162.7	174.7	166.1	182.7	-12.8	--	140.0	115.4	145.6	213.4	-48.4	43.3	133.9	143.1	110.2	188.9	194.7	162.1	163.4	--	--	--	--	--	--	--	--	--	--	--
pH	*	SU	5.81	7.2	5.58	5.65	6.38	5.88	5.85	5.61	5.69	5.93	6.00	--	5.80	6.01	5.79	5.8	6.24	5.84	5.83	5.98	6.3	5.87	5.67	6.13	6.14	--	--	--	--	--	--	--	--	--	--	--
Temperature	*	Celsius	26	17.83	22.86	19.95	24.25	16.39	28	16.5	23.29	17.45	20.61	--	26.80	21.16	28.94	13.38	25.06	13.62	24.02	18.89	24.04	19.17	24.49	15.24	24.08	--	--	--	--	--	--	--	--	--	--	--
Turbidity	*	NTU	0.58	0.25	0.36	0.29	0.31	0.48	1.41	0.77	0.69	4.65	7.61	--	1	1.54	1.71	1.42	9.3	1.62	4	3.83	2.12	3.00	1.57	1.61	2.09	--	--	--	--	--	--	--	--	--	--	--
Monitored Natural Attenuation Parameters																																					
Carbon Dioxide	*	µg/L	--	--	--	--	--	--	--	61.1	132	122	118	70	73	1,200 B *	940 * B	740 *	730 B	800	940 *	570	--	< 1000	< 1000	--	770	--	--	--	--	--	--	--	--	--	--	--
Iron	*	mg/L	--	--	--	--	--	--	--	--	--	--	--	--	--	--	--	--	--	--	--	--	--	--	--	--	0.637	--	1.02	0.1 U	0.074	0.05 U	0.058	0.04 U	0.043 BN	0.04 B	0.15
Iron, as Ferrous (Fe+2)	*	mg/L	--	--	--	--	--	--	--	< 1.0	< 0.100	<0.100	<0.100	< 0.10 HF	< 0.10 HF	< 0.025 HF	< 0.025 HF	< 0.025 HF	< 0.10 HF	< 0.10 HF	< 0.10 HF	< 0.10 HF	--	< 0.10	< 0.1	< 0.1	0.1 U	--	--	--	--	--	--	--	--	--	--	--
Manganese, Total	*	mg/L	--	--	--	--	--	--	--	--	--	--	--	--	--	--	--	--	--	--	--	--	--	--	--	--	0.286	--	0.247	0.254	0.23	0.21	0.19	0.19	0.25	0.31	0.39
Manganese, Dissolved	*	mg/L	--	--	--	--	--	--	--	--	--	--	--	--	--	--	--	--	--	--	--	--	--	--	--	--	0.244	--	--	--	--	--	--	--	--	--	--	--
Methane	*	µg/L	--	--	--	--	--	--	--	< 4	< 4	<4	< 4	0.62	< 0.58	< 0.29	0.36 J	0.28	0.26	0.43	0.37	0.38	--	0.34	1.1	0.77	0.99	--	--	--	--	--	--	--	--	--	--	--
Nitrate	*	mg/L	--	--	--	--	--	--	--	9.8	10	10	10.0	10 H	11 E	9.9	11	46	44	48	41	10	--	13	9.8	9.3	8	--	--	--	--	--	--	--	--	--	--	--
Nitrogen	*	mg/L	--	--	--	--	--	--	--	--	--	--	--	--	--	--	--	--	--	--	--	--	--	--	--	--	16	--	--	--	--	--	--	--	--	--	--	--
Nitrogen, ammonia (as N)	*	mg/L	--	--	--	--	--	--	--	--	--	--	--	--	--	--	--	--	--	--	--	--	--	--	--	--	0.2 U	--	--	--	--	--	--	--	--	--	--	--
Oxygen	*	mg/L	--	--	--	--	--	--	--	7.96 H	8.26 H	6.99 H	8.68 H	5.2	7.0	2.1	1.6	1.5	1.6	1.4	1.2	1.3	--	2.1	6.4	3.3	2.6	--	--	--	--	--	--	--	--	--	--	--
Sulfate	*	mg/L	--	--	--	--	--	--	--	24	19	25	23	19	22	20	21	20	21	15	17	17	--	29	22	19	17	--	--	--	--	--	--	--	--	--	--	--
Sulfide	*	mg/L	--	--	--	--	--	--	--	--	--	--	--	--	--	--	--	--	--	--	--	--	--	--	--	--	2 U	--	--	--	--	--	--	--	--	--	--	--
Volatile Organic Compounds																																					
Acetone	4,000	µg/L	< 50	< 50	< 50	< 50	< 50	< 50	< 50	< 50	< 50	< 50	< 50	< 100	< 100	< 5.0	< 5.0	< 5.0	**16 J**	< 100	< 100	< 100	< 100	< 50	< 50	< 50	50 U	--	10 U	25 U	25 U	25 U	25 U	25 U	25 U	25 U	**22 J**
Benzene	5	µg/L	< 5.0	< 5.0	< 5.0	< 5.0	< 5.0	< 5.0	< 5.0	< 5.0	< 5.0	< 5.0	< 5.0	< 5.0	< 5.0	**0.58 J**	< 0.25	< 0.25	< 5.0	< 5.0	< 5.0	< 5.0	< 5.0	< 5.0	< 5	< 5	5 U	--	1.0 U	1.0 U	1.0 U	1.0 U	1.0 U	1.0 U	1.0 U	**0.12 J**	1.0 U
Carbon Disulfide	4,000	µg/L	< 5.0	< 5.0	< 5.0	< 5.0	< 5.0	< 5.0	< 5.0	< 5.0	< 5.0	< 5.0	< 5.0	< 5.0	< 5.0	< 0.60	< 0.60	< 0.60	< 5.0	< 5.0	< 5.0	< 5.0	< 5.0	< 5.0	< 5	< 5	5 U	--	1.0 U	1.0 U	1.0 U	1.0 U	1.0 U	1.0 U	1.0 U	**0.35 J**	1.0 U
Ethylbenzene	700	µg/L	< 5.0	< 5.0	< 5.0	< 5.0	< 5.0	< 5.0	< 5.0	< 5.0	< 5.0	< 5.0	< 5.0	< 5.0	< 5.0	< 0.11	< 0.11	< 0.11	**0.13 J**	< 5.0	< 5.0	< 5.0	< 5.0	< 5.0	< 5	< 5	5 U	--	1.0 U	1.0 U	1.0 U	1.0 U	1.0 U	1.0 U	1.0 U	1.0 U	1.0 U
Methylene Chloride	5	µg/L	< 5.0	< 5.0	< 5.0	< 5.0	< 5.0	< 5.0	< 5.0	< 5.0	< 5.0	< 5.0	< 5.0	< 5.0	< 5.0	< 1.0	**3.0 J**	< 1.0	< 5.0	< 5.0	< 5.0	< 5.0	< 5.0	< 5.0	< 5	< 5	5 U	--	1.0 U	5.0 U	5.0 U	5.0 U	5.0 U	5.0 U	5.0 U	5.0 U	5.0 U
Toluene	1,000	µg/L	< 5.0	< 5.0	< 5.0	< 5.0	< 5.0	< 5.0	< 5.0	< 5.0	< 5.0	< 5.0	< 5.0	< 5.0	< 5.0	< 0.33	< 0.33	< 0.33	< 5.0	< 5.0	< 5.0	< 5.0	< 5.0	< 5.0	< 5	< 5	5 U	--	1.0 U	**1.6**	1.0 U	1.0 U	1.0 U	1.0 U	1.0 U	1.0 U	1.0 U
Trichloroethylene	5	µg/L	< 5.0	< 5.0	< 5.0	< 5.0	< 5.0	< 5.0	< 5.0	< 5.0	< 5.0	< 5.0	< 5.0	< 5.0	< 5.0	< 0.13	< 0.13	< 0.13	< 5.0	< 5.0	< 5.0	< 5.0	< 5.0	< 5.0	< 5	< 5	5 U	--	1.0 U	1.0 U	1.0 U	1.0 U	1.0 U	1.0 U	1.0 U	1.0 U	1.0 U
Xylenes, total	2,000	µg/L	< 5.0	< 5.0	< 5.0	< 5.0	< 5.0	< 5.0	< 5.0	< 5.0	< 5.0	< 5.0	< 5.0	< 5.0	< 5.0	< 0.20	< 0.20	< 0.20	< 5.0	< 5.0	< 5.0	< 5.0	< 5.0	< 5.0	< 5	< 5	5 U	--	2.0 U	2.0 U	2.0 U	2.0 U	2.0 U	2.0 U	2.0 U	2.0 U	2.0 U
Semivolatile Organic Compounds																																					
2-Methylnaphthalene	*	µg/L	--	--	--	--	--	--	--	--	--	--	--	--	--	--	--	--	--	--	--	--	--	--	--	--	--	--	0.2 U	0.2 U	0.2 U	0.2 U	0.2 U	10 U	10 U	10 U	--
Acenaphthene	2,000	µg/L	< 0.5	< 0.5	< 0.5	< 0.5	< 0.5	< 0.5	< 0.5	< 0.50	< 0.50	< 0.50	< 0.50	<0.23	< 0.19	< 0.098	< 0.098	< 0.10	< 0.19	< 0.20	< 0.19	< 0.19	< 0.19	< 10	< 10	< 10	10 U	--	0.2 U	0.2 U	0.2 U	0.2 U	0.2 U	10 U	10 U	10 U	--
Acenaphthylene	10	µg/L	< 1.0	< 1.0	< 1.0	< 1.0	< 1.0	< 1.0	< 1.0	< 1.0	< 1.0	< 1.0	< 1.0	<0.23	< 0.19	< 0.098	< 0.098	< 0.10	< 0.19	< 0.20	< 0.19	< 0.19	< 0.19	< 10	< 10	< 10	10 U	--	0.2 U	0.2 U	0.2 U	0.2 U	0.2 U	10 U	10 U	10 U	--
Anthracene	10	µg/L	< 0.05	< 0.05	< 0.05	< 0.05	< 0.05	< 0.05	< 0.05	< 0.050	< 0.050	< 0.050	< 0.050	<0.23	< 0.19	< 0.098	< 0.098	< 0.10	< 0.19	< 0.20	< 0.19	< 0.19	< 0.19	< 10	< 10	< 10	10 U	--	0.2 U	0.2 U	0.2 U	0.2 U	0.2 U	10 U	10 U	10 U	--
Benz(a)anthracene	0.1	µg/L	< 0.05	< 0.05	< 0.05	< 0.05	< 0.05	< 0.05	< 0.05	< 0.050	< 0.050	< 0.050	< 0.050	<0.23	< 0.19	< 0.098	< 0.098	< 0.10	< 0.19	< 0.20	< 0.19	< 0.19	< 0.19	< 0.050	< 0.05	< 0.05	0.05 U	--	0.2 U	0.2 U	0.2 U	0.2 U	0.2 U	10 U	10 U	10 U	--
Benzo(a)pyrene	0.2	µg/L	< 0.05	< 0.05	< 0.05	< 0.05	< 0.05	< 0.05	< 0.05	< 0.050	< 0.050	< 0.050	< 0.050	<0.23	< 0.19	< 0.098	< 0.098	< 0.10	< 0.19	< 0.20	< 0.19	< 0.19	< 0.19	< 0.050	< 0.05	< 0.05	0.05 U	--	0.2 U	0.2 U	0.2 U	0.2 U	0.2 U	10 U	10 U	10 U	--
Benzo(b)fluoranthene	0.2	µg/L	< 0.1	< 0.1	< 0.1	< 0.1	< 0.1	< 0.1	< 0.1	< 0.10	< 0.10	< 0.10	< 0.10	<0.23	< 0.19	< 0.098	< 0.098	< 0.10	< 0.19	< 0.20	< 0.19	< 0.19	< 0.19	< 0.10	< 0.1	< 0.1	0.1 U	--	0.2 U	0.2 U	0.2 U	0.2 U	0.2 U	10 U	10 U	10 U	--
Benzo(g,h,i)perylene	10	µg/L	< 0.1	< 0.1	< 0.1	< 0.1	< 0.1	< 0.1	< 0.1	< 0.10	< 0.10	< 0.10	< 0.10	<0.23	< 0.19	< 0.098	< 0.098	< 0.10	< 0.19	< 0.20	< 0.19	< 0.19	< 0.19	< 10	< 10	< 10	10 U	--	0.2 U	0.2 U	0.2 U	0.2 U	0.2 U	10 U	10 U	10 U	--
Benzo(k)fluoranthene	10	µg/L	< 0.05	< 0.05	< 0.05	< 0.05	< 0.05	< 0.05	< 0.05	< 0.050	< 0.050	< 0.050	< 0.050	<0.23	< 0.19	< 0.098	< 0.098	< 0.10	< 0.19	< 0.20	< 0.19	< 0.19	< 0.19	< 10	< 10	< 10	10 U	--	0.2 U	0.2 U	0.2 U	0.2 U	0.2 U	10 U	10 U	10 U	--
Chrysene	0.2	µg/L	< 0.05	< 0.05	< 0.05	< 0.05	< 0.05	< 0.05	< 0.05	< 0.050	< 0.050	< 0.050	< 0.050	<0.23	< 0.19	< 0.044	< 0.044	< 0.047	< 0.19	< 0.20	< 0.19	< 0.19	< 0.19	< 0.050	< 0.05	< 0.05	0.05 U	--	0.2 U	0.2 U	0.2 U	0.2 U	0.2 U	10 U	10 U	10 U	--
Dibenzo(a,h)anthracene	0.3	µg/L	< 0.1	< 0.1	< 0.1	< 0.1	< 0.1	< 0.1	< 0.1	< 0.10	< 0.10	< 0.10	< 0.10	<0.23	< 0.19	< 0.098	< 0.098	< 0.10	< 0.19	< 0.20	< 0.19	< 0.19	< 0.19	< 0.10	< 0.1	< 0.1	0.1 U	--	0.2 U	0.2 U	0.2 U	0.2 U	0.2 U	10 U	10 U	10 U	--
Dibenzofuran	1	µg/L	--	--	--	--	--	--	--	--	--	--	--	--	--	--	--	--	--	--	--	--	--	--	--	--	--	--	1.0 U	0.2 U	0.2 U	0.2 U	0.2 U	10 U	10 U	10 U	--
Fluoranthene	1,000	µg/L	< 0.1	< 0.1	< 0.1	< 0.1	< 0.1	< 0.1	< 0.1	< 0.10	< 0.10	< 0.10	< 0.10	<0.23	< 0.19	< 0.098	< 0.098	< 0.10	< 0.19	< 0.20	< 0.19	< 0.19	< 0.19	< 10	< 10	< 10	10 U	--	0.2 U	0.2 U	0.2 U	0.2 U	0.2 U	10 U	10 U	10 U	--
Fluorene	1,000	µg/L	< 0.1	< 0.1	< 0.1	< 0.1	< 0.1	< 0.1	< 0.1	< 0.10	< 0.10	< 0.10	< 0.10	<0.23	< 0.19	< 0.098	< 0.098	< 0.10	< 0.19	< 0.20	< 0.19	< 0.19	< 0.19	< 10	< 10	< 10	10 U	--	0.2 U	0.2 U	0.2 U	0.2 U	0.2 U	10 U	10 U	10 U	--
Indeno(1,2,3-cd)pyrene	0.4	µg/L	< 0.05	< 0.05	< 0.05	< 0.05	< 0.05	< 0.05	< 0.05	< 0.050	< 0.050	< 0.050	< 0.050	<0.23	< 0.19	< 0.098	< 0.098	< 0.10	< 0.19	< 0.20	< 0.19	< 0.19	< 0.19	< 0.050	< 0.05	< 0.05	0.05 U	--	0.2 U	0.2 U	0.2 U	0.2 U	0.2 U	10 U	10 U	10 U	--
Naphthalene	20	µg/L	< 0.5	< 0.5	< 0.5	< 0.5	< 0.5	< 0.5	< 0.5	< 500	**0.53**	**0.68**	< 0.50	<0.23	< 0.19	**0.11 J**	< 0.098	< 0.10	**1.1**	< 0.20	< 0.19	< 0.19	**0.050 J**	< 10	< 10	< 10	10 U	0.0002 U	**0.25**	0.2 U	0.2 U	0.2 U	0.2 U	10 U	10 U	10 U	--
Phenanthrene	10	µg/L	< 0.05	< 0.05	< 0.05	< 0.05	< 0.05	< 0.05	< 0.05	< 0.050	**0.05**	<0.50	< 0.050	<0.23	< 0.19	< 0.098	< 0.098	< 0.10	< 0.19	< 0.20	< 0.19	< 0.19	< 0.19	< 10	< 10	< 10	10 U	--	0.2 U	0.2 U	0.2 U	0.2 U	0.2 U	10 U	10 U	10 U	--
Pyrene	1,000	µg/L	< 0.05	< 0.05	< 0.05	< 0.05	< 0.05	< 0.05	< 0.05	< 0.050	< 0.050	< 0.050	< 0.050	<0.23	< 0.19	< 0.098	< 0.098	< 0.10	< 0.19	< 0.20	< 0.19	< 0.19	< 0.19	< 10	< 10	< 10	10 U	--	0.2 U	0.2 U	0.2 U	0.2 U	0.2 U	10 U	10 U	10 U	--
Inorganic Compounds																																					
Aluminum (fume or dust)	*	mg/L	--	--	--	--	--	--	--	--	--	--	--	--	--	--	--	--	--	--	--	--	--	--	--	--	--	--	**0.451**	0.2 U	0.2 U	0.2 U	0.2 U	0.2 U	**0.070 BN**	**0.035 B**	**0.047 BN**
Antimony	0.01	mg/L	< 0.006	< 0.006	< 0.006	< 0.006	< 0.006	< 0.006	< 0.02	< 0.0200	< 0.0200	< 0.0200	< 0.0200	< 0.020	< 0.020	**0.0055 J**	< 0.0053	< 0.0053	< 0.020	< 0.020	< 0.020	< 0.020	< 0.020	< 0.0200	< 0.02	< 0.02	0.02 U	--	0.01 U	0.006 U	0.02 U	0.006 U	0.02 U	0.02 U	0.020 U	0.02 U	0.02 U
Arsenic	0.05	mg/L	< 0.05	< 0.05	< 0.05	< 0.05	< 0.05	< 0.05	< 0.05	< 0.0500	< 0.0500	< 0.0500	< 0.0500	< 0.020	< 0.020	< 0.0046	< 0.0046	< 0.0046	< 0.020	< 0.020	< 0.020	**0.0063 J**	< 0.010	<0.0500	< 0.05	< 0.05	0.05 U	--	0.01 U	0.01 U	0.01 U	0.01 U	0.01 U	0.01 U	0.010 U	0.01 U	0.01 U
Barium	2	mg/L	**0.0878**	**0.089**	**0.0724**	**0.0639**	**0.0773**	**0.0817**	**0.0801**	**0.0749**	**0.0696**	**0.0747**	**0.0823**	**0.078**	**0.081**	**0.074**	**0.074**	**0.080**	**0.065**	**0.072**	**0.065**	**0.07**	**0.074**	**0.0759**	**0.0761**	**0.0656**	**0.0699**	--	0.2 U	**0.0583**	**0.066**	**0.061**	**0.059**	**0.05**	**0.051**	**0.054**	**0.05**
Beryllium	0.004	mg/L	< 0.004	< 0.004	< 0.004	< 0.004	< 0.004	< 0.004	< 0.01	< 0.0100	< 0.0100	< 0.0100	< 0.0100	< 0.0040	< 0.0040	< 0.00020	< 0.00020	< 0.00020	< 0.0040	< 0.0040	< 0.0040	< 0.0040	< 0.0040	< 0.0100	< 0.010	< 0.010	0.01 U	--	0.005 U	0.004 U	0.004 U	0.004 U	0.004 U	0.004 U	0.0040 U	0.004 U	0.004 U
Cadmium	0.005	mg/L	< 0.005	< 0.005	< 0.005	< 0.005	< 0.005	< 0.005	< 0.005	< 0.0050	< 0.0050	< 0.0050	< 0.0050	< 0.0050	< 0.0050	< 0.0020	< 0.0020	< 0.0020	< 0.0050	< 0.0050	< 0.0050	< 0.0050	< 0.0050	< 0.0050	< 0.005	< 0.005	0.005 U	--	0.002 U	0.005 U	0.005 U	0.005 U	0.005 U	0.005 U	0.0050 U	0.005 U	0.005 U
Calcium metal	*	mg/L	--	--	--	--	--	--	--	--	--	--	--	--	--	--	--	--	--	--	--	--	--	--	--	--	--	--	**11.8**	**12.4**	**12**	**12**	**12**	**11**	**11**	**12**	**13**
Chromium	0.1	mg/L	< 0.01	< 0.01	< 0.01	< 0.01	**0.0112**	< 0.01	< 0.01	**0.0117**	< 0.0100	< 0.0100	< 0.0100	< 0.010	< 0.010	< 0.0012	< 0.0012	**0.0014 J**	< 0.010	< 0.010	< 0.010	< 0.010	< 0.010	< 0.0100	< 0.010	< 0.010	0.01 U	--	**0.006**	0.01 U	0.01 U	0.01 U	0.01 U	0.01 UJ	0.010 U	0.01 U	0.01 U
Cobalt	*	mg/L	--	--	--	--	--	--	--	--	--	--	--	--	--	--	--	--	--	--	--	--	--	--	--	--	--	--	0.007 U	0.01 U	0.01 U	0.01 U	0.01 U	0.01 U	0.010 U	0.01 U	0.01 U
Copper	1.3	mg/L	< 0.01	< 0.01	< 0.01	< 0.01	< 0.01	< 0.01	< 0.01	< 0.0100	< 0.0100	< 0.0100	< 0.0100	< 0.020	< 0.020	**0.0030 J**	< 0.0019	< 0.0019	**0.0024 J**	< 0.020	< 0.020	< 0.020	< 0.020	< 0.0100	**0.0149**	< 0.010	0.01 U	--	0.025 U	0.02 U	0.02 U	0.02 U	0.02 U	0.02 U	**0.0019 B**	**0.0015 B**	**0.0029 B**
Cyanide	0.2	mg/L	< 0.01	< 0.01	< 0.01	< 0.01	< 0.01	< 0.01	< 0.01	< 0.010	< 0.010	< 0.010	< 0.010	< 0.010	< 0.010	< 0.0050	**0.0065 J**	< 0.0050	< 0.010	< 0.010	< 0.010	< 0.010	< 0.010	< 0.010	< 0.010	< 0.010	0.01 U	--	0.01 U	0.01 U	0.01 U	0.01 U	0.01 U	0.015 U	0.010 U	0.01 U	--
Lead	0.015	mg/L	< 0.01	< 0.01	< 0.01	< 0.01	< 0.01	< 0.01	< 0.01	< 0.0100	< 0.0100	< 0.0100	< 0.0100	< 0.010	< 0.010	< 0.0040	< 0.0040	< 0.0040	< 0.010	< 0.010	< 0.010	**0.0024 J**	< 0.0050	< 0.0100	< 0.010	< 0.010	0.01 U	--	0.003 U	0.005 U	0.005 U	0.005 U	0.005 U	0.005 U	0.0050 U	0.005 U	0.005 U
Magnesium	*	mg/L	--	--	--	--	--	--	--	--	--	--	--	--	--	--	--	--	--	--	--	--	--	--	--	--	--	--	**8.03**	**7.97**	**7.5**	**7.7**	**7.6**	**6.9**	**6.6**	**7.3**	**7.5**
Mercury	0.002	mg/L	< 0.0002	< 0.0002	< 0.0002	< 0.0002	< 0.0002	< 0.0002	< 0.0002	< 0.00020	< 0.00020	< 0.00020	< 0.00020	< 0.00020	< 0.00020	< 0.000091	< 0.000091	< 0.000091	< 0.00020	< 0.00020	< 0.00020	< 0.00020	< 0.00020	< 0.00020	< 0.0002	< 0.0002	0.0002 U	--	0.0002 U	0.0002 U	0.0002 U	0.0002 U	0.0002 U	0.0002 U	0.00020 U	0.0002 U	0.00020 U
Nickel	0.1	mg/L	**0.453**	**0.431**	**0.386**	**0.437**	**0.572**	**0.199**	**0.287**	**0.336**	**0.0756**	**0.0628**	**0.0621**	**0.082**	**0.066**	**0.099**	**0.11**	**0.13**	**0.15**	**0.19**	**0.22**	**0.17**	**0.16**	**0.132**	**0.214**	**0.270**	**0.356**	--	**0.211**	**0.179**	**0.091**	0.04 U	0.04 U	0.04 U	**0.029 B**	**0.038 B**	**0.083**
Potassium	*	mg/L	--	--	--	--	--	--	--	--	--	--	--	--	--	--	--	--	--	--	--	--	--	--	--	--	--	--	5 U	**3.76**	**4.2**	**3.6**	**3.7**	**4**	**3.2**	**3.6**	**3.7**
Selenium	0.05	mg/L	< 0.02	< 0.02	< 0.02	< 0.02	< 0.02	< 0.02	< 0.02	< 0.0200	< 0.0200	< 0.0200	< 0.0200	< 0.020	< 0.020	< 0.0064	< 0.0064	< 0.0064	< 0.020	< 0.020	< 0.020	**0.0039 J**	< 0.010	< 0.0200	< 0.02	< 0.02	0.02 U	--	0.005 U	0.01 U	0.01 U	0.01 U	0.01 U	0.01 U	0.010 U	**0.0042 B**	0.01 U
Sodium	*	mg/L	--	--	--	--	--	--	--	--	--	--	--	--	--	--	--	--	--	--	--	--	--	--	--	--	--	--	**65.2**	**59.7**	**68**	**68**	**83**	**80**	**89**	**94**	**86**
Thallium	0.002	mg/L	< 0.002	< 0.002	< 0.002	< 0.002	< 0.002	< 0.002	< 0.02	< 0.0200	< 0.0200	< 0.0200	< 0.0200	< 0.0010	< 0.0010	< 0.00025	< 0.00025	< 0.00025	< 0.0010	< 0.0010	< 0.0010	< 0.0010	< 0.0010	< 1.00	< 1.00	< 1	0.001 U	--	0.001 U	0.001 U	0.002 U	0.001 U	0.001 U	0.002 U	0.0020 U	0.002 UW	0.002 U
Vanadium (fume or dust)	0.2	mg/L	< 0.01	< 0.01	< 0.01	< 0.01	< 0.01	< 0.01	< 0.01	< 0.0100	< 0.0100	< 0.0100	< 0.0100	< 0.010	< 0.010	< 0.0024	< 0.0024	< 0.0024	< 0.010	< 0.010	< 0.010	< 0.010	< 0.010	< 0.0100	< 0.010	< 0.010	0.01 U	--	0.007 U	0.01 U	0.01 U	0.01 U	0.01 U	0.01 U	0.010 U	0.01 U	0.01 U
Zinc	2	mg/L	< 0.02	< 0.02	< 0.02	< 0.02	< 0.02	**0.0682**	< 0.02	< 0.0200	< 0.0200	< 0.0200	< 0.0200	**0.020**	< 0.020	**0.011 J**	**0.013 J**	**0.014 J**	**0.014 J**		**0.026**	**0.023**	**0.010 J**	< 0.0200	**0.132**	< 0.02	0.02 U	--	0.02 U	**0.0265**	0.02 U	0.02 U	0.02 U	**0.03**	0.020 U	**0.0073 B**	**0.0075 B**

Notes:
* - Not a HSRA regulated compound
ISCO - *in-situ* chemical oxidation
RRS - Risk Reduction Standard

Data Qualifier Defintions:
-- - Not analyzed
B (Inorganics) - Estimated analyte concentration
D - Analyte concentration reported from secondary dilution
DB - Analyte concentration reported from secondary dilution; analyte detected in method blank
H - Holding time exceeded for sample
J - Estimated analyte concentration
JB (Organic) - Estimated analyte concentration; analyte detected in method blank
Bold = Exceeds the laboratory detection limit
Bold and shaded - Analyte concentration exceeds the Type 1 RRS
JM (Organic) - Estimated analyte concentration; spike sample recovery outside control limits
M (Organic) - Spike sample recovery outside control limits
N - Spike sample recovery outside of control limits
R - Sample data results rejected due to deficiencies in the ability to meet quality control standards
< - Analyte not detected at referenced detection limit
U - Analyte not detected at referenced detection limit
UJ - Analyte not detected; low method bias and/or matrix interference
UN - Analyte not detected; spiked sample recovery outside of control limits
UR - Analyte not detected; data rejected
UWN - Analyte not detected; post digestion spike and spike sample recovery outside control limits

Appendix E-1
Summary of Historical Groundwater Sampling Data - Alluvium, Galliard, and Saprolite Monitoring Wells
January 2001 through July 2018
Atlanta Gas Light Company
Former Manufactured Gas Plant Site
Augusta, Georgia

Chemical Name	Type 1 Risk Reduction Standard	Location ID	MW-311	MW-311	MW-311	MW-311	MW-311	MW-311	MW-311	MW-311	MW-311	MW-311	MW-311	MW-311	MW-311	MW-311	MW-311	MW-311	MW-311	MW-311	MW-311	MW-311	MW-311	MW-311	MW-311	MW-311	MW-311	MW-311	MW-311	MW-311	MW-311	MW-311	MW-311	MW-311
		Sample Date	7/17/2018	1/24/2018	7/25/2017	1/24/2017	7/26/2016	1/20/2016	7/29/2015	1/15/2015	7/17/2014	1/9/2014	7/11/2013	1/9/2013	7/26/2012	1/18/2012	7/7/2011	1/19/2011	7/14/2010	1/6/2010	7/23/2009	1/14/2009	7/16/2008	1/8/2008	7/11/2007	2/15/2007	2/07 DUP	7/11/2006	7/21/2005	7/21/2005	7/10/2002	1/16/2002	7/18/2001	1/24/2001
		Unit	Post-ISCO																										Pre-ISCO					
Field Parameters																																		
Conductivity	*	mS/cm	0.308	0.256	0.165	0.102	0.274	0.382	457.7	0.426	0.311	0.265	0.343	0.454	0.406	0.309	0.376	0.54	0.251	0.232	0.857	0.83	0.647	0.539	1.041	1.013	1.013	1.101	--	--	--	--	--	--
Dissolved Oxygen (YSI)	*	mg/L	0.27	0.54	0.2	0.12	0.17	0.31	0.58	0.43	0.43	1.50	2.30	0.48	2.22	6.80	0.94	5.71	0.84	0.21	5.25	6.15	0.27	0.42	0.08	2.49	2.49	0.19	--	--	--	--	--	--
Oxidation Reduction Potential	*	mV	-59.9	171.2	20.7	11.9	-69.8	-64.3	-42.6	-111.5	-142.3	-80.5	-104.0	-15.7	-22	-32.8	-11.7	132	18	11.1	-155.5	-27.3	-176.4	-50.1	-212.4	-65.3	-65.3	-102.9	--	--	--	--	--	--
pH	*	SU	6.9	6.54	6.35	6.44	6.61	3.42	6.08	6.24	6.42	6.54	6.36	6.29	5.89	6.73	6.45	0.475	6.09	6.99	6.79	0.751	6.27	6.52	6.79	6.92	6.92	6.59	--	--	--	--	--	--
Temperature	*	Celsius	24.63	17.93	26.19	20.73	24.89	18.38	24.3	13.9	22.24	19.58	22.64	22.84	26.49	18.61	23.51	18.5	23.5	12.54	32.34	19	23.39	21.73	23.42	16.93	16.93	26.12	--	--	--	--	--	--
Turbidity	*	NTU	3.53	4.58	9.71	8.06	7.32	1.16	5.39	8.61	23.2	9.89	115	2.47	6.23	11.0	--	11	4.48	3.55	9.66	2.1	6.43	5.56	3.6	4.93	4.93	3.14	--	--	--	--	--	--
Monitored Natural Attenuation Parameters																																		
Carbon Dioxide	*	µg/L	--	--	--	--	--	--	--	329	325	179	282	69	110	560 B	1,600 B	1,800	580 B	350	750	1,800	1,100	< 1000	< 1000	--	--	750	--	--	--	--	--	--
Iron	*	mg/L	--	--	--	--	--	--	--	--	--	--	--	--	--	--	--	--	--	--	--	--	--	--	--	--	--	6.92	4.67	4.45	13	110	57	23
Iron, as Ferrous (Fe+2)	*	mg/L	--	--	--	--	--	--	--	4.15	6.29	0.761 H	9.08 H	0.67 HF	0.60 HF	0.49 HF	1.0 HF	3.6 HF	0.033 JHF	0.17 HF	< 0.10 HF	1.6 HF	0.15	1.33	2.19	5.09	5.2	5.79 H	--	--	--	--	--	--
Manganese, Total	*	mg/L	--	--	--	--	--	--	--	--	--	--	--	--	--	--	--	--	--	--	--	--	--	--	--	--	--	1.07	1.21	1.14	1.5	1.8	2.0	1.7
Manganese, Dissolved	*	mg/L	--	--	--	--	--	--	--	--	--	--	--	--	--	--	--	--	--	--	--	--	--	--	--	--	--	0.886	--	--	--	--	--	--
Methane	*	µg/L	--	--	--	--	--	--	--	410	380	190	240	7.8	230	17	330	400	1.9	15	75	500	65	1,500	1,400	1,300	1,100	1.6	--	--	--	--	--	--
Nitrate	*	mg/L	--	--	--	--	--	--	--	< 0.25	< 0.25	<0.25	< 0.25	1.0	< 0.25	0.37	< 0.075	< 0.36	0.49 J	< 1.1	< 1.1	0.069	<0.50	< 0.25	< 0.25	< 0.25	< 0.25	0.25 U	--	--	--	--	--	--
Nitrogen	*	mg/L	--	--	--	--	--	--	--	--	--	--	--	--	--	--	--	--	--	--	--	--	--	--	--	--	--	11	--	--	--	--	--	--
Nitrogen, ammonia (as N)	*	mg/L	--	--	--	--	--	--	--	--	--	--	--	--	--	--	--	--	--	--	--	--	--	--	--	--	--	2.57	--	--	--	--	--	--
Oxygen	*	mg/L	--	--	--	--	--	--	--	7.20 H	7.29 H	7.91 H	6.31 H	5.6	4.8	1.4	1.3	1.3	1.6	1.5	1.1	1.1	1.1	1.2	1.2	2	2.5	5.3	--	--	--	--	--	--
Sulfate	*	mg/L	--	--	--	--	--	--	--	< 1.0	6.1	4.5	14	18	5.1	5.4	5.6	38	35	14	73	94	45	50	84	5.7	4.3	1 U	--	--	--	--	--	--
Sulfide	*	mg/L	--	--	--	--	--	--	--	--	--	--	--	--	--	--	--	--	--	--	--	--	--	--	--	--	--	2 U	--	--	--	--	--	--
Volatile Organic Compounds																																		
Acetone	4,000	µg/L	< 50	< 50	< 50	< 50	< 50	< 50	< 50	< 50	< 50	< 50	< 50	< 100	< 100	< 5.0	< 25	< 5.0	**11 J**	< 100	< 100	< 200	< 100	< 50	< 50	< 50 R	< 50	50 U	310 U	180 U	250 U	500 U	2,500 U	2,500 U
Benzene	5	µg/L	**170**	< 5.0	< 5.0	< 5.0	**44**	**58**	**480**	**370**	**21**	**14**	< 5.0	**72**	**46**	**26**	**420**	**71**	**3.6 J**	**9.5**	**19**	**84**	**130**	**730**	**9,600**	**4,100**	**3,800**	**11,000**	**870**	**880**	**35**	**150**	**30,000 D**	**34,000 D**
Carbon Disulfide	4,000	µg/L	< 5.0	< 5.0	< 5.0	< 5.0	< 5.0	< 5.0	< 5.0	< 5.0	< 5.0	< 5.0	< 5.0	< 5.0	< 5.0	< 0.60	< 3.0	< 0.60	< 5.0	< 5.0	< 5.0	< 10	< 5.0	< 5.0	< 5	< 5	< 5	5 U	120 U	7.1 U	10 U	20 U	100 U	100 U
Ethylbenzene	700	µg/L	**27**	< 5.0	< 5.0	< 5.0	**7.5**	**11**	**61**	**94**	< 5.0	< 5.0	< 5.0	**13**	**9.4**	**12**	**64**	**6.3**	**0.44 J**	< 5.0	< 5.0	**71**	**290**	**2,500**	**1,700**	**750**	**710**	**1,800**	**530**	**520**	**740**	**2,300**	**1,900**	**2,900**
Methylene Chloride	5	µg/L	< 5.0	< 5.0	< 5.0	< 5.0	< 5.0	< 5.0	< 5.0	< 5.0	< 5.0	< 5.0	< 5.0	< 5.0	< 5.0	< 1.0	< 5.0	< 1.0	< 5.0	< 5.0	< 5.0	< 10	< 5.0	< 5.0	< 5	< 5	< 5	5 U	62 U	36 U	50 U	100 U	500 U	500 U
Toluene	1,000	µg/L	< 5.0	< 5.0	< 5.0	< 5.0	< 5.0	< 5.0	< 5.0	**9.6**	< 5.0	< 5.0	< 5.0	< 5.0	< 5.0	**0.45 J**	**11 J**	**1.5 J**	< 5.0	< 5.0	< 5.0	**0.68 J**	**1.2 J**	**190**	**200**	**35**	**32**	**70**	**23**	**22**	**21**	**22**	**47 J**	**310**
Trichloroethylene	5	µg/L	< 5.0	< 5.0	< 5.0	< 5.0	< 5.0	< 5.0	< 5.0	< 5.0	< 5.0	< 5.0	< 5.0	< 5.0	< 5.0	< 0.13	< 0.65	< 0.13	< 5.0	< 5.0	< 5.0	< 10	< 5.0	< 5.0	< 5	< 5	< 5	5 U	120 U	7.1 U	10 U	20 U	100 U	100 U
Xylenes, total	2,000	µg/L	< 5.0	< 5.0	< 5.0	< 5.0	< 5.0	< 5.0	**16**	**41**	< 5.0	< 5.0	< 5.0	**9.2**	**7.5**	**4.8 J**	**59**	**4.9 J**	< 5.0	< 5.0	< 5.0	**10**	**9.6**	**550**	**320**	**230**	**220**	--	**96**	**96**	**54**	**69**	**210**	**420**
Semivolatile Organic Compounds																																		
2-Methylnaphthalene	*	µg/L	--	--	--	--	--	--	--	--	--	--	--	--	--	--	--	--	--	--	--	--	--	--	--	--	--	--	**63**	**51**	**71**	**280**	**270**	**470**
Acenaphthene	2,000	µg/L	**2.1**	< 0.5	< 0.5	< 0.5	< 0.5	**1.5**	**14**	**13**	**3.2**	**7.2**	**6.9**	**4.4**	**4.2**	**35**	**14**	**15**	< 0.19	**2.0**	**7.7**	**20 J**	**0.49**	< 10	**51**	**22**	**23**	**79**	**45**	**38**	**24**	**68**	**72**	**100**
Acenaphthylene	10	µg/L	< 1.0	< 1.0	< 1.0	< 1.0	< 1.0	< 1.0	**1.0**	**3.2**	< 1.0	**1.2**	**1.2**	< 2.2	**0.55**	**3.1**	**3.7**	**2.9**	< 0.19	**0.33**	**1.5**	< 39	**0.82**	< 10	< 10	< 10	< 10	< 10	10 U	10 U	16 U	**3.2 J**	20 U	50 U	**25 J**
Anthracene	10	µg/L	**0.054**	< 0.05	< 0.05	< 0.05	< 0.05	< 0.05	**0.64**	**0.56**	**0.32**	**0.51**	**0.49**	< 2.2	< 0.22	**1.1 J**	**0.77**	**0.34**	< 0.19	< 0.19	< 0.19	< 39	< 0.19	< 10	< 10	< 10	< 10	< 10	10 U	10 U	16 U	10 U	20 U	50 U	50 U
Benz(a)anthracene	0.1	µg/L	< 0.05	< 0.05	< 0.05	< 0.05	< 0.05	< 0.05	< 0.05	< 0.050	0.067	< 0.050	< 0.050	< 2.2	< 0.22	< 1.1	< 0.11	< 0.095	< 0.19	< 0.19	< 0.19	< 39	< 0.19	< 0.050	< 0.05	< 0.05	< 0.05	0.05 U	10 U	16 U	10 U	20 U	50 U	50 U
Benzo(a)pyrene	0.2	µg/L	< 0.05	< 0.05	< 0.05	< 0.05	< 0.05	< 0.05	< 0.05	< 0.050	< 0.050	< 0.050	< 0.050	< 2.2	< 0.22	< 1.1	< 0.11	< 0.095	< 0.19	< 0.19	< 0.19	< 39	< 0.19	< 0.050	< 0.05	< 0.05	< 0.05	0.05 U	10 U	16 U	10 U	20 U	50 U	50 U
Benzo(b)fluoranthene	0.2	µg/L	< 0.1	< 0.1	< 0.1	< 0.1	< 0.1	< 0.1	< 0.1	< 0.10	< 0.10	< 0.10	< 0.10	< 2.2	< 0.22	< 1.1	< 0.11	< 0.095	< 0.19	< 0.19	< 0.19	< 39	< 0.19	< 0.10	< 0.1	< 0.1	< 0.1	0.1 U	10 U	16 U	10 U	20 U	50 U	50 U
Benzo(g,h,i)perylene	10	µg/L	< 0.1	< 0.1	< 0.1	< 0.1	< 0.1	< 0.1	< 0.1	< 0.10	< 0.10	< 0.10	< 0.10	< 2.2	< 0.22	< 1.1	< 0.11	< 0.095	< 0.19	< 0.19	< 0.19	< 39	< 0.19	< 10	< 10	< 10	< 10	10 U	10 U	16 U	10 U	20 U	50 U	50 U
Benzo(k)fluoranthene	10	µg/L	< 0.05	< 0.05	< 0.05	< 0.05	< 0.05	< 0.05	< 0.05	< 0.050	< 0.050	< 0.050	< 0.050	< 2.2	< 0.22	< 1.1	< 0.11	< 0.095	< 0.19	< 0.19	< 0.19	< 39	< 0.19	< 10	< 10	< 10	< 10	10 U	10 U	16 U	10 U	20 U	50 U	50 U
Chrysene	0.2	µg/L	< 0.05	< 0.05	< 0.05	< 0.05	< 0.05	< 0.05	< 0.05	< 0.050	< 0.050	< 0.050	< 0.050	< 2.2	< 0.22	< 0.48	< 0.050	< 0.043	< 0.19	< 0.19	< 0.19	< 39	< 0.19	< 0.050	< 0.05	< 0.05	< 0.05	0.05 U	10 U	16 U	10 U	20 U	50 U	50 U
Dibenzo(a,h)anthracene	0.3	µg/L	< 0.1	< 0.1	< 0.1	< 0.1	< 0.1	< 0.1	< 0.1	< 0.10	< 0.10	< 0.10	< 0.10	< 2.2	< 0.22	< 1.1	< 0.11	< 0.095	< 0.19	< 0.19	< 0.19	< 39	< 0.19	< 0.10	< 0.1	< 0.1	< 0.1	0.1 U	10 U	16 U	10 U	20 U	50 U	50 U
Dibenzofuran	1	µg/L	--	--	--	--	--	--	--	--	--	--	--	--	--	--	--	--	--	--	--	--	--	--	--	--	--	--	10 U	16 U	**0.81 J**	**2.8 J**	**2.6 J**	**5.1 J**
Fluoranthene	1,000	µg/L	< 0.1	< 0.1	< 0.1	< 0.1	< 0.1	< 0.1	< 0.1	< 0.10	< 0.10	< 0.10	< 0.10	< 2.2	< 0.22	< 1.1	< 0.11	< 0.095	< 0.19	< 0.19	< 0.19	< 39	< 0.19	< 10	< 10	< 10	< 10	10 U	10 U	16 U	10 U	20 U	50 U	50 U
Fluorene	1,000	µg/L	**0.74**	< 0.1	< 0.1	< 0.1	< 0.1	**0.4**	**6.2**	**5.5**	**1.5**	**4.1**	**3.9**	< 2.2	**2.0**	**13**	**13**	**5.2**	< 0.19	**0.57**	**1.5**	**5.5 J**	< 0.19	**10**	< 10	< 10	< 10	**12**	10 U	16 U	**3.3 J**	**8.2 J**	**9.2 J**	**13 J**
Indeno(1,2,3-cd)pyrene	0.4	µg/L	< 0.05	< 0.05	< 0.05	< 0.05	< 0.05	< 0.05	< 0.05	< 0.050	< 0.050	< 0.050	< 0.050	< 2.2	< 0.22	< 1.1	< 0.11	< 0.095	< 0.19	< 0.19	< 0.19	< 39	< 0.19	< 0.050	< 0.05	< 0.05	< 0.05	0.05 U	10 U	16 U	10 U	20 U	50 U	50 U
Naphthalene	20	µg/L	**4.2**	< 0.5	< 0.5	< 0.5	**0.79**	< 0.5	**52**	**560**	**12**	**12**	**5.5**	**55**	< 0.22	**1,000 D**	**1.1**	**71**	**0.13 J**	**5.1**	**2.3**	**1,400**	**0.75**	**5,100**	**2,200**	< 10	< 10	**2,000**	**2,100**	**1,700**	**1,300 D**	**3,500 D**	**4,800 D**	**6,700 D**
Phenanthrene	10	µg/L	**0.1**	< 0.05	< 0.05	< 0.05	< 0.05	**0.15**	**4.1**	**3.3**	**1.1**	**3.1**	**2.7**	< 2.2	**0.82**	**10**	**5.4**	**3.5**	< 0.19	**0.26**	< 0.19	< 39	< 0.19	< 10	< 10	< 10	< 10	10 U	10 U	16 U	**1.1 J**	**3.8 J**	50 U	**4.1 J**
Pyrene	1,000	µg/L	< 0.05	< 0.05	< 0.05	< 0.05	< 0.05	< 0.05	< 0.05	< 0.050	**0.07**	< 0.050	< 0.050	< 2.2	< 0.22	< 1.1	< 0.11	< 0.095	< 0.19	< 0.19	< 0.19	< 39	< 0.19	< 10	< 10	< 10	< 10	10 U	10 U	16 U	10 U	20 U	50 U	50 U
Inorganic Compounds																																		
Aluminum (fume or dust)	*	mg/L	--	--	--	--	--	--	--	--	--	--	--	--	--	--	--	--	--	--	--	--	--	--	--	--	--	--	0.2 U	0.2 U	**0.13 B**	**63**	**20**	**4.0**
Antimony	0.01	mg/L	< 0.006	< 0.006	< 0.006	< 0.006	< 0.006	< 0.006	< 0.02	< 0.0200	< 0.0200	< 0.0200	< 0.0200	< 0.020	< 0.020	< 0.0053	< 0.0053	< 0.0053	< 0.020	< 0.020	< 0.020	< 0.020	< 0.020	< 0.0200	< 0.02	< 0.02	< 0.02	0.02 U	0.006 U	0.006 U	0.02 U	0.02 U	0.02 U	0.02 U
Arsenic	0.05	mg/L	< 0.05	< 0.05	< 0.05	< 0.05	< 0.05	< 0.05	< 0.05	< 0.0500	< 0.0500	< 0.0500	< 0.0500	< 0.020	< 0.020	**0.0049 J**	< 0.0046	--	< 0.020	< 0.020	< 0.020	< 0.010	< 0.010	<0.0500	< 0.05	< 0.05	< 0.05	0.05 U	0.01 U	0.01 U	0.01 U	**0.0089 B**	**0.0039 J**	0.01 U
Barium	2	mg/L	**0.0865**	**0.0112**	**0.0187**	**0.00914**	**0.044**	**0.0478**	**0.218**	**0.185**	**0.304**	**0.0281**	**0.145**	**0.048**	**0.059**	**0.060**	**0.11**	**0.21**	**0.020**	**0.031**	**0.20**	**0.26**	**0.12**	**0.343**	**0.306**	**0.288**	**0.294**	**0.314**	**0.343**	**0.323**	**0.077**	**0.34**	**0.22**	**0.17**
Beryllium	0.004	mg/L	< 0.004	< 0.004	< 0.004	< 0.004	< 0.004	< 0.004	< 0.01	< 0.0100	< 0.0100	< 0.0100	< 0.0100	< 0.0040	< 0.0040	< 0.00020	< 0.00020	**0.00026 J**	< 0.0040	< 0.0040	< 0.0040	< 0.0040	< 0.0040	< 0.0100	< 0.010	< 0.010	< 0.010	0.01 U	0.004 U	0.004 U	0.004 U	**0.005**	**0.0012 J**	0.004 U
Cadmium	0.005	mg/L	**0.0256**	**0.0423**	**0.0312**	**0.0601**	**0.0248**	**0.0338**	< 0.005	< 0.005	**0.0133**	**0.0600**	**0.0240**	**0.034**	**0.023**	**0.028**	**0.017**	**0.0053**	**0.0076**	**0.043**	**0.018**	**0.0076**	**0.042**	< 0.0050	**0.0073**	**0.0051**	< 0.005	0.005 U	0.005 U	0.005 U	0.005 U	**0.0018 B**	0.005 U	0.005 U
Calcium metal	*	mg/L	--	--	--	--	--	--	--	--	--	--	--	--	--	--	--	--	--	--	--	--	--	--	--	--	--	--	**38.3**	**35.9**	**44**	**48**	**57**	**53**
Chromium	0.1	mg/L	< 0.01	< 0.01	< 0.01	< 0.01	< 0.01	< 0.01	< 0.01	< 0.0100	< 0.0100	< 0.0100	< 0.0100	< 0.010	< 0.010	< 0.0012	< 0.0012	< 0.0012	< 0.010	< 0.010	< 0.010	< 0.010	< 0.010	< 0.0100	< 0.010	< 0.010	< 0.010	0.01 U	0.01 U	0.01 U	0.01 U	**0.084**	**0.038**	**0.0042 B**
Cobalt	*	mg/L	--	--	--	--	--	--	--	--	--	--	--	--	--	--	--	--	--	--	--	--	--	--	--	--	--	--	0.01 U	0.01 U	0.01 U	**0.028**	**0.0092 J**	**0.0039 B**
Copper	1.3	mg/L	< 0.01	< 0.01	< 0.01	< 0.01	< 0.01	**0.0543**	< 0.01	< 0.0100	< 0.0100	< 0.0100	< 0.0100	< 0.020	< 0.020	< 0.0019	< 0.0019	0.0030 JB	< 0.020	< 0.020	< 0.020	< 0.020	< 0.020	< 0.0100	< 0.010	< 0.010	< 0.010	0.01 U	0.02 U	0.02 U	0.02 U	**0.29**	**0.088**	**0.013 B**
Cyanide	0.2	mg/L	< 0.01	< 0.01	< 0.01	< 0.01	< 0.01	< 0.01	**0.018**	< 0.010	< 0.010	< 0.010	< 0.010	< 0.010	< 0.010	< 0.0050	**0.0082 J**	< 0.0050	< 0.010	< 0.010	< 0.010	**0.0088 J**	**0.006 J**	**0.049**	**0.054**	**0.022**	**0.012**	**0.019**	**0.0136**	0.01 U	**0.022**	**0.015**	**0.016**	0.01 U
Lead	0.015	mg/L	< 0.01	< 0.01	< 0.01	< 0.01	< 0.01	< 0.01	< 0.01	< 0.0100	< 0.0100	< 0.0100	< 0.0100	< 0.010	< 0.010	< 0.0040	< 0.0040	< 0.0040	< 0.010	< 0.010	< 0.010	**0.0023 J**	< 0.0050	< 0.0100	< 0.010	< 0.010	< 0.010	0.01 U	0.005 U	0.005 U	**0.0017 B**	**0.044**	0.015 U	**0.0032 B**
Magnesium	*	mg/L	--	--	--	--	--	--	--	--	--	--	--	--	--	--	--	--	--	--	--	--	--	--	--	--	--	--	**20.2**	**19**	**24**	**28**	**31**	**28**
Mercury	0.002	mg/L	< 0.0002	< 0.0002	< 0.0002	< 0.0002	< 0.0002	< 0.0002	< 0.0002	< 0.00020	< 0.00020	< 0.00020	< 0.00020	< 0.00020	< 0.00020	< 0.000091	< 0.000091	< 0.000091	< 0.00020	< 0.00020	< 0.00020	< 0.00020	< 0.00020	< 0.00020	< 0.0002	< 0.0002	< 0.0002	0.0002 U	0.0002 U	0.0002 U	0.0002 U	**0.00017 B**	0.0002 U	0.00020 U
Nickel	0.1	mg/L	< 0.02	**0.0368**	< 0.02	< 0.02	< 0.02	**0.0671**	< 0.02	< 0.0200	< 0.0200	< 0.0200	< 0.0200	< 0.040	< 0.040	**0.018 J**	**0.011 J**	< 0.0023	**0.0046 J**	< 0.040	< 0.040	**0.0027 J**	**0.0025 J**	< 0.0200	< 0.02	< 0.02	< 0.02	0.02 U	0.04 U	0.04 U	0.04 U	**0.047**	**0.026 J**	**0.0072 B**
Potassium	*	mg/L	--	--	--	--	--	--	--	--	--	--	--	--	--	--	--	--	--	--	--	--	--	--	--	--	--	--	**3.62**	**3.37**	**4.5**	**7.3**	**6.6**	**8.8**
Selenium	0.05	mg/L	< 0.02	< 0.02	< 0.02	< 0.02	< 0.02	< 0.02	< 0.02	< 0.0200	< 0.0200	< 0.0200	< 0.0200	< 0.020	< 0.020	< 0.0064	< 0.0064	< 0.0064	< 0.020	< 0.020	< 0.020	< 0.010	< 0.010	< 0.0200	< 0.02	< 0.02	< 0.02	0.02 U	0.01 U	0.01 U	0.01 U	0.01 U	0.01 U	0.01 U
Sodium	*	mg/L	--	--	--	--	--	--	--	--	--	--	--	--	--	--	--	--	--	--	--	--	--	--	--	--	--	--	**188**	**175**	**140**	**130**	**170**	**170**
Thalllium	0.002	mg/L	< 0.002	< 0.002	< 0.002	< 0.002	< 0.002	< 0.002	< 0.02	< 0.0200	< 0.0200	< 0.0200	< 0.0200	< 0.0010	< 0.0010	< 0.00025	< 0.00025	< 0.00025	< 0.0010	< 0.0010	< 0.0010	< 0.0010	< 0.0010	< 1.00	< 1.00	< 1	< 1	0.001 U	0.001 U	0.001 U	0.002 UWN	0.002 U	**0.0017 B**	0.002 UW
Vanadium (fume or dust)	0.2	mg/L	< 0.01	< 0.01	< 0.01	< 0.01	< 0.01	< 0.01	< 0.01	< 0.0100	< 0.0100	< 0.0100	< 0.0100	< 0.010	< 0.010	**0.0027 J**	**0.0038 J**	< 0.0024	< 0.010	< 0.010	< 0.010	< 0.010	**0.0018 J**	< 0.0100	< 0.010	< 0.010	< 0.010	0.01 U	0.01 U	0.01 U	0.01 U	**0.36**	**0.097**	**0.013**
Zinc	2	mg/L	**0.0573**	**0.168**	**0.0682**	**0.0544**	**0.0252**	**0.0659**	< 0.02	< 0.0200	< 0.0200	< 0.0200	< 0.0200	**0.024**	< 0.020	**0.016 J**	**0.012 J**	< 0.0087	**0.020**	< 0.020	< 0.020	**0.021**	**0.011 J**	< 0.0200	**0.0385**	< 0.02	< 0.02	0.02 U	0.02 U	0.02 U	0.02 U	**0.26**	**0.096**	**0.038**

Notes:
* - Not a HSRA regulated compound
ISCO - *in-situ* chemical oxidation
RRS - Risk Reduction Standard

Data Qualifier Defintions:
-- - Not analyzed
B (Inorganics) - Estimated analyte concentration
D - Analyte concentration reported from secondary dilution
DB - Analyte concentration reported from secondary dilution; analyte detected in method blank
H - Holding time exceeded for sample
J - Estimated analyte concentration
JB (Organic) - Estimated analyte concentration; analyte detected in method blank
Bold = Exceeds the laboratory detection limit
Bold and shaded - Analyte concentration exceeds the Type 1 RRS
JM (Organic) - Estimated analyte concentration; spike sample recovery outside control limits
M (Organic) - Spike sample recovery outside control limits
N - Spike sample recovery outside of control limits
R - Sample data results rejected due to deficiencies in the ability to meet quality control standards
< - Analyte not detected at referenced detection limit
U - Analyte not detected at referenced detection limit
UJ - Analyte not detected; low method bias and/or matrix interference
UN - Analyte not detected; spiked sample recovery outside of control limits
UR - Analyte not detected; data rejected
UWN - Analyte not detected; post digestion spike and spike sample recovery outside control limits

Appendix E-1
Summary of Historical Groundwater Sampling Data - Alluvium, Galliard, and Saprolite Monitoring Wells
January 2001 through July 2018
Atlanta Gas Light Company
Former Manufactured Gas Plant Site
Augusta, Georgia

Chemical Name	Type 1 Risk Reduction Standard	Location ID	MW-402S	MW-402S	MW-402S	MW-402S	MW-402S	MW-402S	MW-402S	MW-402S	MW-402S	MW-402S	MW-402S	MW-402S	MW-402S	MW-402S	MW-402S	MW-402S	MW-402S	MW-402S	MW-402S	MW-402S	MW-402S	MW-402S	MW-402S	MW-402S	MW-402S	MW-402S	MW-402S	MW-402S	MW-402S	MW-402S	MW-402S	MW-402S	MW-402S	MW-402S
		Sample Date	7/17/2018	1/24/2018	7/26/2017	1/25/2017	7/27/2016	1/20/2016	7/28/2015	1/12/2015	7/15/2014	1/7/2014	7/9/2013	1/8/2013	1/17/2012	1/17/2012	7/6/2011	1/18/2011	7/15/2010	1/6/2010	1/14/2009	7/21/2008	1/9/2008	7/10/2007	2/15/2007	7/11/2006	1/16/2006	7/20/2005	2/7/2005	7/15/2004	1/22/2004	7/16/2003	1/20/2003	7/11/2002	1/15/2002	7/17/2001	1/23/2001
		Unit	Post-ISCO																									Pre-ISCO									
Field Parameters																																					
Conductivity	*	mS/cm	0.566	0.613	0.439	0.571	0.648	0.546	565	0.586	0.579	0.463	0.417	0.557	0.702	0.551	0.487	5.17	1.492	0.372	0.329	0.399	0.457	0.387	0.486	0.514	--	--	--	--	--	--	--	--	--	--	--
Dissolved Oxygen (YSI)	*	mg/L	0.12	0.7	1.74	0.71	0.24	0.42	0.95	0.46	1.19	2.02	2.61	2.39	3.79	8.00	4.23	6.26	5.75	6.16	2.28	1.64	0.69	0.86	0.45	0.65	--	--	--	--	--	--	--	--	--	--	--
Oxidation Reduction Potential	*	mV	126.3	-32.2	69.3	25.1	44.2	94	49.2	210.1	120.3	193.8	8.9	80.8	111.0	16.9	110.0	189.4	-71.1	117.9	282.5	165.2	192.9	139.4	153.9	237.6	--	--	--	--	--	--	--	--	--	--	--
pH	*	SU	6.15	6.12	6.09	6.29	6.44	6.12	6.12	5.90	6.13	6.24	6.11	6.18	6.16	6.89	5.70	0.509	6.41	5.92	6.25	5.75	5.93	5.97	6.35	6.36	--	--	--	--	--	--	--	--	--	--	--
Temperature	*	Celsius	23.71	20.94	25.87	20.73	22.75	18.77	26.4	17.7	22.66	15.57	22.18	18.53	26.40	24.03	22.40	19.18	22.23	17.87	18.35	22.06	20.82	22.29	18.00	20.61	--	--	--	--	--	--	--	--	--	--	--
Turbidity	*	NTU	2.2	0.84	8.11	7.92	4.2	7.9	1.31	1.70	1.64	1.56	2.81	1.07	1.5	4.54	9.9	8.00	7.5	8.7	3.09	6.75	0.63	4.88	6.53	0.66	--	--	--	--	--	--	--	--	--	--	--
Monitored Natural Attenuation Parameters																																					
Carbon Dioxide	*	µg/L	--	--	--	--	--	--	--	--	--	--	--	--	--	--	--	--	--	--	--	--	--	--	--	--	--	--	--	--	--	--	--	--	--	--	--
Iron	*	mg/L	--	--	--	--	--	--	--	--	--	--	--	--	--	--	--	--	--	--	--	--	--	--	--	--	0.123	0.1 U	0.05 U	0.08	0.05 U	0.06	120	0.23	130 N	190	0.11
Iron, as Ferrous (Fe+2)	*	mg/L	--	--	--	--	--	--	--	--	--	--	--	--	--	--	--	--	--	--	--	--	--	--	--	--	--	--	--	--	--	--	--	--	--	--	--
Manganese, Total	*	mg/L	--	--	--	--	--	--	--	--	--	--	--	--	--	--	--	--	--	--	--	--	--	--	--	--	0.9	0.071	0.57	1.1	1.4	1.2	4.2	1.2	4.4	5.2	1.9
Manganese, Dissolved	*	mg/L	--	--	--	--	--	--	--	--	--	--	--	--	--	--	--	--	--	--	--	--	--	--	--	--	--	--	--	--	--	--	--	--	--	--	--
Methane	*	µg/L	--	--	--	--	--	--	--	--	--	--	--	--	--	--	--	--	--	--	--	--	--	--	--	--	--	--	--	--	--	--	--	--	--	--	--
Nitrate	*	mg/L	--	--	--	--	--	--	--	--	--	--	--	--	--	--	--	--	--	--	--	--	--	--	--	--	--	--	--	--	--	--	--	--	--	--	--
Nitrogen	*	mg/L	--	--	--	--	--	--	--	--	--	--	--	--	--	--	--	--	--	--	--	--	--	--	--	--	--	--	--	--	--	--	--	--	--	--	--
Nitrogen, ammonia (as N)	*	mg/L	--	--	--	--	--	--	--	--	--	--	--	--	--	--	--	--	--	--	--	--	--	--	--	--	--	--	--	--	--	--	--	--	--	--	--
Oxygen	*	mg/L	--	--	--	--	--	--	--	--	--	--	--	--	--	--	--	--	--	--	--	--	--	--	--	--	--	--	--	--	--	--	--	--	--	--	--
Sulfate	*	mg/L	--	--	--	--	--	--	--	--	--	--	--	--	--	--	--	--	--	--	--	--	--	--	--	--	--	--	--	--	--	--	--	--	--	--	--
Sulfide	*	mg/L	--	--	--	--	--	--	--	--	--	--	--	--	--	--	--	--	--	--	--	--	--	--	--	--	--	--	--	--	--	--	--	--	--	--	--
Volatile Organic Compounds																																					
Acetone	4,000	µg/L	< 50	< 50	< 50	< 50	< 50	< 50	< 50	< 50	< 50	< 50	< 50	< 100	< 100	< 5.0	< 5.0	< 5.0	**9.5 J**	< 100	< 100	< 100	< 50	< 50	< 50	50 U	10 U	25 U	25 U	25 U	25 U	25 U	25 U	25 U	25 U	25 U	25 U
Benzene	5	µg/L	< 5.0	< 5.0	< 5.0	< 5.0	< 5.0	< 5.0	< 5.0	< 5.0	< 5.0	< 5.0	< 5.0	< 5.0	< 5.0	< 0.25	< 0.25	**0.28 J**	< 5.0	< 5.0	< 5.0	< 5.0	<5.0	<5.0	< 5	5 U	1.0 U	1.0 U	1.0 U	1.0 U	1.0 U	1.0 U	1.0 U	1.0 U	1.0 U	**0.16 J**	**0.18 JB**
Carbon Disulfide	4,000	µg/L	< 5.0	< 5.0	< 5.0	< 5.0	< 5.0	< 5.0	< 5.0	< 5.0	< 5.0	< 5.0	< 5.0	< 5.0	< 5.0	< 0.60	< 0.60	< 0.60	< 5.0	< 5.0	< 5.0	< 5.0	<5.0	<5.0	< 5	5 U	1.0 U	1.0 U	1.0 U	1.0 U	1.0 U	1.0 U	1.0 U	1.0 U	1.0 U	1.0 U	1.0 U
Ethylbenzene	700	µg/L	< 5.0	< 5.0	< 5.0	< 5.0	< 5.0	< 5.0	< 5.0	< 5.0	< 5.0	< 5.0	< 5.0	< 5.0	< 5.0	< 0.11	< 0.11	< 0.11	< 5.0	< 5.0	< 5.0	< 5.0	<5.0	<5.0	< 5	5 U	1.0 U	1.0 U	1.0 U	1.0 U	1.0 U	1.0 U	1.0 U	**1.5 J**	1.0 U	1.0 U	1.0 U
Methylene Chloride	5	µg/L	< 5.0	< 5.0	< 5.0	< 5.0	< 5.0	< 5.0	< 5.0	< 5.0	< 5.0	< 5.0	< 5.0	< 5.0	< 5.0	< 1.0	< 1.0	< 1.0	< 5.0	< 5.0	< 5.0	< 5.0	<5.0	<5.0	< 5	5 U	1.0 U	5.0 U	5.0 U	5.0 U	5.0 U	5.0 U	5.0 U	**0.28 J**	5.0 U	5.0 U	5.0 U
Toluene	1,000	µg/L	< 5.0	< 5.0	< 5.0	< 5.0	< 5.0	< 5.0	< 5.0	< 5.0	< 5.0	< 5.0	< 5.0	< 5.0	< 5.0	< 0.33	< 0.33	< 0.33	< 5.0	< 5.0	< 5.0	< 5.0	<5.0	<5.0	< 5	5 U	1.0 U	1.0 U	1.0 U	1.0 U	1.0 U	1.0 U	1.0 U	**0.48 J**	1.0 U	1.0 U	1.0 U
Trichloroethylene	5	µg/L	< 5.0	< 5.0	< 5.0	< 5.0	< 5.0	< 5.0	< 5.0	< 5.0	< 5.0	< 5.0	< 5.0	< 5.0	< 5.0	< 0.13	< 0.13	< 0.13	< 5.0	< 5.0	< 5.0	< 5.0	<5.0	<5.0	< 5	5 U	1.0 U	1.0 U	1.0 U	1.0 U	1.0 U	1.0 U	1.0 U	1.0 U	1.0 U	1.0 U	1.0 U
Xylenes, total	2,000	µg/L	< 5.0	< 5.0	< 5.0	< 5.0	< 5.0	< 5.0	< 5.0	< 5.0	< 5.0	< 5.0	< 5.0	< 5.0	< 5.0	< 0.20	< 0.20	< 0.20	< 5.0	< 5.0	< 5.0	< 5.0	<5.0	<5.0	< 5	5 U	2.0 U	2.0 U	2.0 U	2.0 U	2.0 U	2.0 U	2.0 U	**0.33 J**	2.0 U	2.0 U	2.0 U
Semivolatile Organic Compounds																																					
2-Methylnaphthalene	*	µg/L	--	--	--	--	--	--	--	--	--	--	--	--	--	--	--	--	--	--	--	--	--	--	--	--	0.2 U	0.2 U	0.2 U	0.2 U	0.2 U	10 U	10 U	10 U	10 U	10 U	**860 D**
Acenaphthene	2,000	µg/L	< 0.5	< 0.5	< 0.5	< 0.5	< 0.5	< 0.5	< 0.5	< 0.50	< 0.50	< 0.50	< 0.50	< 0.21	< 0.19	< 0.11	< 0.13	< 0.11	< 0.20	< 0.19	< 0.19	< 0.19	< 10	< 10	< 10	10 U	0.2 U	0.2 U	0.2 U	0.2 U	0.2 U	10 U	10 U	10 U	10 U	10 U	**100**
Acenaphthylene	10	µg/L	< 1.0	< 1.0	< 1.0	< 1.0	< 1.0	< 1.0	< 1.0	< 1.0	< 1.0	< 1.0	< 1.0	< 0.21	< 0.19	< 0.11	< 0.13	< 0.11	< 0.20	< 0.19	< 0.19	< 0.19	< 10	< 10	< 10	10 U	0.2 U	0.2 U	0.2 U	0.2 U	0.2 U	10 U	10 U	10 U	10 U	10 U	10 U
Anthracene	10	µg/L	< 0.05	< 0.05	< 0.05	< 0.05	< 0.05	< 0.05	< 0.05	< 0.050	< 0.050	< 0.050	< 0.050	< 0.21	< 0.19	< 0.11	< 0.13	< 0.11	< 0.20	< 0.19	< 0.19	< 0.19	< 10	< 10	< 10	10 U	0.2 U	0.2 U	0.2 U	0.2 U	0.2 U	10 U	10 U	10 U	10 U	10 U	**13**
Benz(a)anthracene	0.1	µg/L	< 0.05	< 0.05	< 0.05	< 0.05	< 0.05	< 0.05	< 0.05	< 0.050	< 0.050	< 0.050	< 0.050	< 0.21	< 0.19	< 0.11	< 0.13	< 0.11	< 0.20	< 0.19	< 0.19	< 0.19	<0.050	<0.050	< 0.05	0.05 U	0.2 U	0.2 U	0.2 U	0.2 U	0.2 U	10 U	10 U	10 U	10 U	10 U	10 U
Benzo(a)pyrene	0.2	µg/L	< 0.05	< 0.05	< 0.05	< 0.05	< 0.05	< 0.05	< 0.05	< 0.050	< 0.050	< 0.050	< 0.050	< 0.21	< 0.19	< 0.11	< 0.13	< 0.11	< 0.20	< 0.19	< 0.19	< 0.19	<0.050	<0.050	< 0.05	0.05 U	0.2 U	0.2 U	0.2 U	0.2 U	0.2 U	10 U	10 U	10 U	10 U	10 U	10 U
Benzo(b)fluoranthene	0.2	µg/L	< 0.1	< 0.1	< 0.1	< 0.1	< 0.1	< 0.1	< 0.1	< 0.10	< 0.10	< 0.10	< 0.10	< 0.21	< 0.19	< 0.11	< 0.13	< 0.11	< 0.20	< 0.19	< 0.19	< 0.19	<0.10	<0.10	< 0.1	0.1 U	0.2 U	0.2 U	0.2 U	0.2 U	0.2 U	10 U	10 U	10 U	10 U	10 U	10 U
Benzo(g,h,i)perylene	10	µg/L	**0.15**	< 0.1	< 0.1	< 0.1	< 0.1	< 0.1	< 0.1	< 0.10	< 0.10	< 0.10	< 0.10	< 0.21	< 0.19	< 0.11	< 0.13	< 0.11	< 0.20	< 0.19	< 0.19	< 0.19	< 10	< 10	< 10	10 U	0.2 U	0.2 U	0.2 U	0.2 U	0.2 U	10 U	10 U	10 U	10 U	10 U	10 U
Benzo(k)fluoranthene	10	µg/L	< 0.05	< 0.05	< 0.05	< 0.05	**0.051**	< 0.05	< 0.05	< 0.050	< 0.050	< 0.050	< 0.050	< 0.21	< 0.19	< 0.11	< 0.13	< 0.11	< 0.20	< 0.19	< 0.19	< 0.19	< 10	< 10	< 10	10 U	0.2 U	0.2 U	0.2 U	0.2 U	0.2 U	10 U	10 U	10 U	10 U	10 U	10 U
Chrysene	0.2	µg/L	< 0.05	< 0.05	< 0.05	< 0.05	< 0.05	< 0.05	< 0.05	< 0.050	< 0.050	< 0.050	< 0.050	< 0.21	< 0.19	< 0.048	< 0.057	< 0.049	< 0.20	< 0.19	< 0.19	< 0.19	<0.050	<0.050	< 0.05	0.05 U	0.2 U	0.2 U	0.2 U	0.2 U	0.2 U	10 U	10 U	10 U	10 U	10 U	10 U
Dibenzo(a,h)anthracene	0.3	µg/L	< 0.1	< 0.1	< 0.1	< 0.1	< 0.1	< 0.1	< 0.1	< 0.10	< 0.10	< 0.10	< 0.10	< 0.21	< 0.19	< 0.11	< 0.13	< 0.11	< 0.20	< 0.19	< 0.19	< 0.19	<0.10	<0.10	< 0.1	0.1 U	0.2 U	0.2 U	0.2 U	0.2 U	0.2 U	10 U	10 U	10 U	10 U	10 U	10 U
Dibenzofuran	1	µg/L	--	--	--	--	--	--	--	--	--	--	--	--	--	--	--	--	--	--	--	--	--	--	--	--	1.0 U	0.2 U	0.2 U	0.2 U	0.2 U	10 U	10 U	10 U	10 U	10 U	**24**
Fluoranthene	1,000	µg/L	< 0.1	< 0.1	< 0.1	< 0.1	< 0.1	< 0.1	< 0.1	< 0.10	< 0.10	< 0.10	< 0.10	< 0.21	< 0.19	< 0.11	< 0.13	< 0.11	< 0.20	< 0.19	< 0.19	< 0.19	< 10	< 10	< 10	10 U	0.2 U	0.2 U	0.2 U	0.2 U	0.2 U	10 U	10 U	10 U	10 U	10 U	**5.9 J**
Fluorene	1,000	µg/L	< 0.1	< 0.1	< 0.1	< 0.1	< 0.1	< 0.1	< 0.1	< 0.10	< 0.10	< 0.10	< 0.10	< 0.21	< 0.19	< 0.11	< 0.13	< 0.11	< 0.20	< 0.19	< 0.19	< 0.19	< 10	< 10	< 10	10 U	0.2 U	0.2 U	0.2 U	0.2 U	0.2 U	10 U	10 U	10 U	10 U	10 U	**43**
Indeno(1,2,3-cd)pyrene	0.4	µg/L	**0.11**	< 0.05	< 0.05	< 0.05	**0.053**	< 0.05	< 0.05	< 0.050	< 0.050	< 0.050	< 0.050	< 0.21	< 0.19	< 0.11	< 0.13	< 0.11	**0.33**	< 0.19	< 0.19	< 0.19	<0.050	<0.050	< 0.05	0.05 U	0.2 U	0.2 U	0.2 U	0.2 U	0.2 U	10 U	10 U	10 U	10 U	10 U	10 U
Naphthalene	20	µg/L	< 0.5	< 0.5	< 0.5	< 0.5	< 0.5	< 0.5	< 0.5	< 0.50	< 0.50	< 0.50	< 0.50	< 0.21	< 0.19	**0.56**	< 0.13	**0.27**	< 0.20	< 0.19	< 0.19	0.060 J	< 10	< 10	< 10	10 U	0.2 U	0.2 U	0.2 U	0.2 U	0.2 U	10 U	10 U	10 U	10 U	**0.54 J**	**12,000 D**
Phenanthrene	10	µg/L	< 0.05	< 0.05	< 0.05	< 0.05	< 0.05	< 0.05	< 0.05	< 0.50	< 0.050	< 0.050	< 0.050	< 0.21	< 0.19	< 0.11	< 0.13	< 0.11	< 0.20	< 0.19	< 0.19	< 0.19	< 10	< 10	< 10	10 U	0.2 U	0.2 U	0.2 U	0.2 U	0.2 U	10 U	10 U	10 U	10 U	10 U	**42**
Pyrene	1,000	µg/L	< 0.05	< 0.05	< 0.05	< 0.05	< 0.05	< 0.05	< 0.05	< 0.050	< 0.050	< 0.050	< 0.050	< 0.21	< 0.19	< 0.11	< 0.13	< 0.11	< 0.20	< 0.19	< 0.19	< 0.19	< 10	< 10	< 10	10 U	0.2 U	0.2 U	0.2 U	0.2 U	0.2 U	10 U	10 U	10 U	10 U	10 U	**7.0 J**
Inorganic Compounds																																					
Aluminum (fume or dust)	*	mg/L	--	--	--	--	--	--	--	--	--	--	--	--	--	--	--	--	--	--	--		--	--	--	--	200 U	200 U	200 U	200 U	200 U	200 U	**270,000**	**540**	**250,000 N**	**410,000 N**	**230 N**
Antimony	0.01	mg/L	< 0.006	< 0.006	< 0.006	< 0.006	< 0.006	< 0.006	< 0.02	< 0.0200	< 0.0200	< 0.0200	< 0.0200	< 0.020	< 0.020	< 0.0053	< 0.0053	< 0.0053	< 0.020	< 0.020	< 0.020	< 0.020	< 0.0200	< 0.020	< 0.02	0.02 U	0.01 U	0.006 U	0.02 U	0.006 U	0.02 U	0.02 U	0.02 U	0.02 U	0.020 U	0.02 U	0.02 U
Arsenic	0.05	mg/L	< 0.05	< 0.05	< 0.05	< 0.05	< 0.05	< 0.05	< 0.05	< 0.0500	< 0.0500	< 0.0500	< 0.0500	< 0.020	< 0.020	< 0.0046	< 0.0046	< 0.0046	< 0.020	**0.22**	< 0.010	< 0.010	<0.0500	<0.050	< 0.05	0.05 U	0.01 U	0.01 U	0.01 U	0.01 U	0.01 U	0.01 U	**0.011**	0.01 U	**0.0050 B**	**0.021**	0.01 U
Barium	2	mg/L	**0.0735**	**0.0936**	**0.0526**	**0.0766**	**0.125**	**0.0881**	**0.0857**	**0.0777**	**0.0864**	**0.0802**	**0.0447**	**0.066**	**0.047**	**0.078**	**0.086**	**0.072**	**0.061**	**0.58**	**0.048**	**0.059**	**0.0505**	**0.0511**	**0.0602**	**0.051**	0.2 U	**0.0423**	**0.049**	**0.055**	**0.053**	**0.05**	**0.64**	**0.049**	**0.68**	**0.92**	**0.061**
Beryllium	0.004	mg/L	< 0.004	< 0.004	< 0.004	< 0.004	< 0.004	< 0.004	< 0.01	< 0.0100	< 0.0100	< 0.0100	< 0.0100	< 0.0040	< 0.0040	< 0.00020	**0.00029 J**	< 0.00020	< 0.0040	< 0.0040	< 0.0040	< 0.0040	< 0.0100	< 0.010	< 0.010	0.01 U	0.005 U	0.004 U	0.004 U	0.004 U	0.004 U	0.004 U	**0.01**	0.004 U	**0.011**	**0.016**	0.004 U
Cadmium	0.005	mg/L	< 0.005	< 0.005	< 0.005	< 0.005	< 0.005	< 0.005	< 0.005	< 0.0050	< 0.0050	< 0.0050	< 0.0050	< 0.0050	< 0.0050	< 0.0020	< 0.0020	< 0.0020	< 0.0050	< 0.0050	< 0.0050	< 0.0050	< 0.0050	< 0.0050	< 0.005	0.005 U	0.002 U	0.005 U	0.005 U	0.005 U	0.005 U	0.005 U	0.005 U	0.005 U	0.0050 U	**0.0027 B**	0.005 U
Calcium metal	*	mg/L	--	--	--	--	--	--	--	--	--	--	--	--	--	--	--	--	--	--	--	--	--	--	--	--	**25**	**28.8**	**28**	**36**	**36**	**31**	**38**	**32**	**37**	**39**	**43**
Chromium	0.1	mg/L	< 0.01	< 0.01	< 0.01	< 0.01	< 0.01	< 0.01	< 0.01	< 0.0100	< 0.0100	< 0.0100	< 0.0100	< 0.010	< 0.010	< 0.0012	**0.0089 J**	**0.0024 J**	**0.0016 J**	< 0.010	< 0.010	**0.0014 J**	< 0.0100	< 0.010	< 0.010	0.01 U	0.005 U	0.01 U	0.01 U	0.01 U	0.01 U	0.01 UJ	**0.19**	0.01 U	**0.2**	**0.31**	0.01 U
Cobalt	*	mg/L	--	--	--	--	--	--	--	--	--	--	--	--	--	--	--	--	--	--	--	--	--	--	--	--	0.007 U	0.01 U	0.01 U	0.01 U	0.01 U	0.01 U	**0.09**	**0.0026 B**	**0.096**	**0.14**	**0.0065 B**
Copper	1.3	mg/L	< 0.01	< 0.01	< 0.01	< 0.01	< 0.01	< 0.01	< 0.01	< 0.0100	< 0.0100	< 0.0100	< 0.0100	< 0.020	< 0.020	< 0.0019	**0.0036 J**	< 0.0019	< 0.020	< 0.020	< 0.020	**0.0023 J**	< 0.0100	< 0.010	< 0.010	0.01 U	0.025 U	0.02 U	0.02 U	0.02 U	0.02 U	0.02 U	**0.12**	**0.0012 B**	**0.12**	**0.18**	**0.0023 B**
Cyanide	0.2	mg/L	< 0.01	< 0.01	< 0.01	< 0.01	< 0.01	< 0.01	< 0.01	< 0.010	< 0.010	< 0.010	< 0.010	< 0.010	< 0.010	< 0.0050	< 0.0050	< 0.0050	< 0.010	< 0.010	< 0.010	**0.0052 J**	< 0.010	< 0.010	< 0.010	0.01 U	0.01 U	0.01 U	0.01 U	0.01 U	0.01 U	0.015 U	0.01 U	0.01 U	0.010 U	0.01 U	0.01 U
Lead	0.015	mg/L	< 0.01	< 0.01	< 0.01	< 0.01	< 0.01	< 0.01	< 0.01	< 0.0100	< 0.0100	< 0.0100	< 0.0100	< 0.010	< 0.010	< 0.0040	**0.0049 J**	< 0.0040	<0.010	<0.010	**0.0025 J**	< 0.0050	< 0.0100	< 0.010	< 0.010	0.01 U	0.003 U	0.005 U	0.005 U	0.005 U	0.005 U	0.005 U	**0.071**	0.005 U	**0.073**	**0.1**	**0.0018 B**
Magnesium	*	mg/L	--	--	--	--	--	--	--	--	--	--	--	--	--	--	--	--	--	--	--	--	--	--	--	--	**14.6**	**16**	**16**	**20**	**20**	**18**	**29**	**19**	**30**	**37**	**26**
Mercury	0.002	mg/L	< 0.0002	< 0.0002	< 0.0002	< 0.0002	< 0.0002	< 0.0002	< 0.0002	< 0.00020	< 0.00020	< 0.00020	< 0.00020	< 0.00020	< 0.00020	< 0.000091	< 0.000091	< 0.000091	< 0.00020	< 0.00020	< 0.00020	< 0.00020	< 0.00020	< 0.00020	< 0.0002	0.0002 U	0.0002 U	0.0002 U	0.0002 U	0.0002 U	0.0002 U	0.0002 U	**0.00074 S**	0.0002 U	**0.00070**	**0.00093**	0.00020 U
Nickel	0.1	mg/L	< 0.02	< 0.02	< 0.02	< 0.02	< 0.02	< 0.02	< 0.02	< 0.0200	< 0.0200	< 0.0200	< 0.0200	< 0.040	< 0.040	< 0.0023	**0.0043 J**	< 0.0023	< 0.040	< 0.040	< 0.040	**0.0020 J**	< 0.0200	< 0.020	< 0.02	0.02 U	0.04 U	0.04 U	0.04 U	0.04 U	0.04 U	0.04 U	**0.094**	0.04 U	**0.092**	**0.14**	0.04 U
Potassium	*	mg/L	--	--	--	--	--	--	--	--	--	--	--	--	--	--	--	--	--	--	--	--	--	--	--	--	**6.76**	**5.18**	**6.1**	**7.6**	**9**	**6.9**	**16**	**7.3**	**16**	**21**	**7.0**
Selenium	0.05	mg/L	< 0.02	< 0.02	< 0.02	< 0.02	< 0.02	< 0.02	< 0.02	< 0.0200	< 0.0200	< 0.0200	< 0.0200	< 0.020	< 0.020	< 0.0064	< 0.0064	< 0.0064	< 0.010	< 0.010	< 0.010	< 0.010	< 0.0200	< 0.020	< 0.02	0.02 U	0.005 U	0.01 U	0.01 U	0.01 U	0.01 U	0.01 U	0.01 U	0.01 U	0.010 U	0.01 U	0.01 U
Sodium	*	mg/L	--	--	--	--	--	--	--	--	--	--	--	--	--	--	--	--	--	--	--	--	--	--	--	--	**42.7**	**46.8**	**42**	**42**	**21**	**39**	**36**	**37**	**36**	**38**	**49**
Thallium	0.002	mg/L	< 0.002	< 0.002	< 0.002	< 0.002	< 0.002	< 0.002	< 0.02	< 0.0200	< 0.0200	< 0.0200	< 0.0200	< 0.0010	< 0.0010	< 0.00025	**0.00030 J**	< 0.00025	< 0.0010	< 0.0010	< 0.0010	< 0.0010	< 1.00	< 1.00	< 1	0.001 U	0.001 U	0.001 U	0.002 U	0.001 U	0.001 U	0.002 U	0.002 UWN	0.002 UWN	**0.0013 B**	0.002 UN	0.002 U
Vanadium (fume or dust)	0.2	mg/L	< 0.01	< 0.01	< 0.01	< 0.01	< 0.01	< 0.01	< 0.01	< 0.0100	< 0.0100	< 0.0100	< 0.0100	< 0.010	< 0.010	< 0.0024	**0.014**	< 0.0024	< 0.010	< 0.010	< 0.010	< 0.010	< 0.0100	< 0.010	< 0.010	0.01 U	0.007 U	0.01 U	0.01 U	0.01 U	0.01 U	0.01 U	**0.38**	0.01 U	**0.41**	**0.6**	0.01 U
Zinc	2	mg/L	< 0.02	< 0.02	< 0.02	< 0.02	< 0.02	**0.0211**	< 0.02	< 0.0200	< 0.0200	< 0.0200	< 0.0200	< 0.020	< 0.020	< 0.0087	**0.017 J**	< 0.0087	<0.020	< 0.020	**0.017 J**	< 0.020	< 0.0200	< 0.020	< 0.02	0.02 U	0.02 U	0.02 U	0.02 U	0.02 U	0.02 U	0.02 U	**0.35**	0.02 U	**0.34**	**0.51**	0.02 U

Notes:
* - Not a HSRA regulated compound
ISCO - *in-situ* chemical oxidation
RRS - Risk Reduction Standard

Data Qualifier Defintions:
-- - Not analyzed
B (Inorganics) - Estimated analyte concentration
D - Analyte concentration reported from secondary dilution
DB - Analyte concentration reported from secondary dilution; analyte detected in method blank
H - Holding time exceeded for sample
J - Estimated analyte concentration
JB (Organic) - Estimated analyte concentration; analyte detected in method blank
Bold = Exceeds the laboratory detection limit
Bold and shaded - Analyte concentration exceeds the Type 1 RRS
JM (Organic) - Estimated analyte concentration; spike sample recovery outside control limits
M (Organic) - Spike sample recovery outside control limits
N - Spike sample recovery outside of control limits
R - Sample data results rejected due to deficiencies in the ability to meet quality control standards
< - Analyte not detected at referenced detection limit
U - Analyte not detected at referenced detection limit
UJ - Analyte not detected; low method bias and/or matrix interference
UN - Analyte not detected; spiked sample recovery outside of control limits
UR - Analyte not detected; data rejected
UWN - Analyte not detected; post digestion spike and spike sample recovery outside control limits

Appendix E-1
Summary of Historical Groundwater Sampling Data - Alluvium, Galliard, and Saprolite Monitoring Wells
January 2001 through July 2018
Atlanta Gas Light Company
Former Manufactured Gas Plant Site
Augusta, Georgia

Chemical Name	Type 1 Risk Reduction Standard	Location ID / Sample Date / Unit	MW-402D 7/17/2018	MW-402D 1/24/2018	MW-402D 7/26/2017	MW-402D 1/25/2017	MW-402D 7/27/2016	MW-402D 1/20/2016	MW-402D 7/28/2015	MW-402D 1/13/2015	MW-402D 7/15/2014	MW-402D 1/7/2014
			Post-ISCO									
Field Parameters												
Conductivity	*	mS/cm	0.619	0.705	0.657	0.689	0.675	0.658	658	0.615	0.671	0.516
Dissolved Oxygen (YSI)	*	mg/L	0.04	0.15	0.12	0.52	0.47	0.33	0.75	0.44	1.5	3.57
Oxidation Reduction Potential	*	mV	133.9	-33.2	44.7	32.4	203.4	19.5	26.3	193.1	135.6	82.5
pH	*	SU	6.19	6.18	6.09	6.4	6.61	6.2	6.21	6.00	6.17	6.43
Temperature	*	Celsius	22.72	20.79	22.8	20.31	22.33	17.22	26.9	16.2	21.17	14.74
Turbidity	*	NTU	3.04	1.03	10.3	6.89	4.46	6.6	2.95	6.44	2.34	2.06
Monitored Natural Attenuation Parameters												
Carbon Dioxide	*	µg/L	--	--	--	--	--	--	--	144	140	266
Iron	*	mg/L	--	--	--	--	--	--	--	--	--	--
Iron, as Ferrous (Fe+2)	*	mg/L	--	--	--	--	--	--	--	< 0.100	< 0.100	<0.100
Manganese, Total	*	mg/L	--	--	--	--	--	--	--	--	--	--
Manganese, Dissolved	*	mg/L	--	--	--	--	--	--	--	--	--	--
Methane	*	µg/L	--	--	--	--	--	--	--	< 4	< 4	<4
Nitrate	*	mg/L	--	--	--	--	--	--	--		1.5	1.7
Nitrogen	*	mg/L	--	--	--	--	--	--	--	--	--	--
Nitrogen, ammonia (as N)	*	mg/L	--	--	--	--	--	--	--	--	--	--
Oxygen	*	mg/L	--	--	--	--	--	--	--	7.79 H	7.78 H	7.28 H
Sulfate	*	mg/L	--	--	--	--	--	--	--	56	54	78
Sulfide	*	mg/L	--	--	--	--	--	--	--	--	--	--
Volatile Organic Compounds												
Acetone	4,000	µg/L	< 50	< 50	< 50	< 50	< 50	< 50	< 50	< 50	< 50	< 50
Benzene	5	µg/L	< 5.0	< 5.0	< 5.0	< 5.0	< 5.0	< 5.0	< 5.0	< 5.0	< 5.0	< 5.0
Carbon Disulfide	4,000	µg/L	< 5.0	< 5.0	< 5.0	< 5.0	< 5.0	< 5.0	< 5.0	< 5.0	< 5.0	< 5.0
Ethylbenzene	700	µg/L	< 5.0	< 5.0	< 5.0	< 5.0	< 5.0	< 5.0	< 5.0	< 5.0	< 5.0	< 5.0
Methylene Chloride	5	µg/L	< 5.0	< 5.0	< 5.0	< 5.0	< 5.0	< 5.0	< 5.0	< 5.0	< 5.0	< 5.0
Toluene	1,000	µg/L	< 5.0	< 5.0	< 5.0	< 5.0	< 5.0	< 5.0	< 5.0	< 5.0	< 5.0	< 5.0
Trichloroethylene	5	µg/L	< 5.0	< 5.0	< 5.0	< 5.0	< 5.0	< 5.0	< 5.0	< 5.0	< 5.0	< 5.0
Xylenes, total	2,000	µg/L	< 5.0	< 5.0	< 5.0	< 5.0	< 5.0	< 5.0	< 5.0	< 5.0	< 5.0	< 5.0
Semivolatile Organic Compounds												
2-Methylnaphthalene	*	µg/L	--	--	--	--	--	--	--	--	--	--
Acenaphthene	2,000	µg/L	< 0.5	< 0.5	< 0.5	< 0.5	< 0.5	< 0.5	< 0.5	< 0.50	< 0.50	< 0.50
Acenaphthylene	10	µg/L	< 1.0	< 1.0	< 1.0	< 1.0	< 1.0	< 1.0	< 1.0	< 1.0	< 1.0	< 1.0
Anthracene	10	µg/L	< 0.05	< 0.05	< 0.05	< 0.05	< 0.05	< 0.05 UJ	< 0.05	< 0.050	< 0.050	< 0.050
Benz(a)anthracene	0.1	µg/L	< 0.05	< 0.05	< 0.05	< 0.05	< 0.05	< 0.05	< 0.05	< 0.050	< 0.050	< 0.050
Benzo(a)pyrene	0.2	µg/L	< 0.05	< 0.05	< 0.05	< 0.05	< 0.05	< 0.05 UJ	< 0.05	< 0.050	< 0.050	< 0.050
Benzo(b)fluoranthene	0.2	µg/L	< 0.1	< 0.1	< 0.1	< 0.1	< 0.1	< 0.1	< 0.1	< 0.10	< 0.10	< 0.10
Benzo(g,h,i)perylene	10	µg/L	< 0.1	< 0.1	< 0.1	< 0.1	< 0.1	< 0.1 UJ	< 0.1	< 0.10	< 0.10	< 0.10
Benzo(k)fluoranthene	10	µg/L	< 0.05	< 0.05	< 0.05	< 0.05	< 0.05	< 0.05	< 0.05	< 0.050	< 0.050	< 0.050
Chrysene	0.2	µg/L	< 0.05	< 0.05	< 0.05	< 0.05	< 0.05	< 0.05	< 0.05	< 0.050	< 0.050	< 0.050
Dibenzo(a,h)anthracene	0.3	µg/L	< 0.1	< 0.1	< 0.1	< 0.1	< 0.1	< 0.1	< 0.1	< 0.10	< 0.10	< 0.10
Dibenzofuran	1	µg/L	--	--	--	--	--	--	--	--	--	--
Fluoranthene	1,000	µg/L	< 0.1	< 0.1	< 0.1	< 0.1	< 0.1	< 0.1	< 0.1	< 0.10	< 0.10	< 0.10
Fluorene	1,000	µg/L	< 0.1	< 0.1	< 0.1	< 0.1	< 0.1	< 0.1	< 0.1	< 0.10	< 0.10	< 0.10
Indeno(1,2,3-cd)pyrene	0.4	µg/L	< 0.05	< 0.05	< 0.05	< 0.05	< 0.05	< 0.05	< 0.05	< 0.050	< 0.050	< 0.050
Naphthalene	20	µg/L	< 0.5	< 0.5	< 0.5	< 0.5	< 0.5	< 0.5	< 0.5	< 500	< 0.50	< 0.50
Phenanthrene	10	µg/L	< 0.05	< 0.05	< 0.05	< 0.05	< 0.05	< 0.05	< 0.05	< 0.50	< 0.050	< 0.050
Pyrene	1,000	µg/L	< 0.05	< 0.05	< 0.05	< 0.05	< 0.05	< 0.05 UJ	< 0.05	< 0.050	< 0.050	< 0.050
Inorganic Compounds												
Aluminum (fume or dust)	*	mg/L	--	--	--	--	--	--	--	--	--	--
Antimony	0.01	mg/L	< 0.006	< 0.006	< 0.006	< 0.006	< 0.006	< 0.006	< 0.02	< 0.0200	< 0.0200	< 0.0200
Arsenic	0.05	mg/L	< 0.05	< 0.05	< 0.05	< 0.05	< 0.05	< 0.05	< 0.05	< 0.0500	< 0.0500	< 0.0500
Barium	2	mg/L	**0.0803**	**0.108**	**0.0882**	**0.0845**	**0.0964**	**0.0865**	**0.079**	**0.0768**	**0.0771**	**0.0874**
Beryllium	0.004	mg/L	< 0.004	< 0.004	< 0.004	< 0.004	< 0.004	< 0.004	< 0.01	< 0.0100	< 0.0100	< 0.0100
Cadmium	0.005	mg/L	< 0.005	< 0.005	< 0.005	< 0.005	< 0.005	< 0.005	< 0.005	< 0.0050	< 0.0050	< 0.0050
Calcium metal	*	mg/L	--	--	--	--	--	--	--	--	--	--
Chromium	0.1	mg/L	< 0.01	< 0.01	< 0.01	< 0.01	< 0.01	< 0.01	< 0.01	< 0.0100	< 0.0100	< 0.0100
Cobalt	*	mg/L	--	--	--	--	--	--	--	--	--	--
Copper	1.3	mg/L	< 0.01	< 0.01	< 0.01	< 0.01	< 0.01	< 0.01	< 0.01	< 0.0100	< 0.0100	< 0.0100
Cyanide	0.2	mg/L	< 0.01	< 0.01	< 0.01	< 0.01	< 0.01	< 0.01	< 0.01	< 0.010	< 0.010	< 0.010
Lead	0.015	mg/L	< 0.01	< 0.01	< 0.01	< 0.01	< 0.01	< 0.01	< 0.01	< 0.0100	< 0.0100	< 0.0100
Magnesium	*	mg/L	--	--	--	--	--	--	--	--	--	--
Mercury	0.002	mg/L	< 0.0002	< 0.0002	< 0.0002	< 0.0002	< 0.0002	< 0.0002	< 0.0002	< 0.00020	< 0.00020	**0.00042**
Nickel	0.1	mg/L	< 0.02	< 0.02	< 0.02	< 0.02	< 0.02	< 0.02	< 0.02	< 0.0200	< 0.0200	< 0.0200
Potassium	*	mg/L	--	--	--	--	--	--	--	--	--	--
Selenium	0.05	mg/L	< 0.02	< 0.02	< 0.02	< 0.02	< 0.02	< 0.02	< 0.02	< 0.0200	< 0.0200	< 0.0200
Sodium	*	mg/L	--	--	--	--	--	--	--	--	--	--
Thallium	0.002	mg/L	< 0.002	< 0.002	< 0.002	< 0.002	< 0.002	< 0.002	< 0.02	< 0.0200	< 0.0200	< 0.0200
Vanadium (fume or dust)	0.2	mg/L	< 0.01	< 0.01	< 0.01	< 0.01	< 0.01	< 0.01	< 0.01	< 0.0100	< 0.0100	< 0.0100
Zinc	2	mg/L	< 0.02	< 0.02	< 0.02	< 0.02	< 0.02	< 0.02	< 0.02	< 0.0200	< 0.0200	< 0.0200

Chemical Name	MW-402D 7/9/2013	MW-402D 1/9/2013	MW-402D 7/24/2012	MW-402D 1/17/2012	MW-402D 7/6/2011	MW-402D 1/17/2011	MW-402D 7/15/2010	MW-402D 1/5/2010	MW-402D 7/22/2009	MW-402D 1/13/2009	MW-402D 7/22/2008	MW-402D 1/9/2008	MW-402D 7/11/2007	MW-402D 2/15/2007	MW-402D 7/13/2006
	Post-ISCO														
Field Parameters															
Conductivity	0.660	0.727	0.657	0.759	0.702	2.6	0.583	0.515	0.531	0.487	0.62	0.690	0.644	0.668	0.608
Dissolved Oxygen (YSI)	0.44	0.59	4.06	7.92	2.20	6.48	2.12	4.66	0.23	0.66	0.31	0.31	0.19	0.58	0.37
Oxidation Reduction Potential	-27.1	67.7	107.0	29.3	101.4	129.3	-74.6	159.9	181.9	165.5	119.5	180.8	120.1	147.8	78.5
pH	6.18	6.23	6.13	6.80	5.79	0.552	6.19	6.47	6.11	6.24	6.34	6.05	6.16	6.49	6.18
Temperature	23.48	17.67	25.80	21.07	21.58	17.61	21.84	15.92	21.31	18.89	22.82	20.77	22.97	19.07	22.21
Turbidity	0.89	0.78	2.00	3.34	6.87	9.50	6.80	0.82	4.3	4.13	5.74	0.49	1.42	1.57	2.10
Monitored Natural Attenuation Parameters															
Carbon Dioxide	156	72	51	850 B	930 * B	770 *	780	730	910 *	760	860	< 1000	< 1000	--	860
Iron	--	--	--	--	--	--	--	--	--	--	--	--	--	--	0.1 U
Iron, as Ferrous (Fe+2)	<0.100	< 0.10 HF	< 0.10 HF	< 0.10 HF	< 0.025 HF	< 0.025 HF	< 0.10 HF	< 0.10 HF	< 0.10 HF	< 0.10 HF	< 0.10	< 0.10	< 0.10	< 0.1	0.1 U
Manganese, Total	--	--	--	--	--	--	--	--	--	--	--	--	--	--	1.8
Manganese, Dissolved	--	--	--	--	--	--	--	--	--	--	--	--	--	--	1.64
Methane	<4	< 0.58	2.4	< 0.29	< 0.29	< 0.19	< 0.19	0.22	0.23	0.5	0.26	0.49	1.8	2.3	2.7
Nitrate	2.2	3.6	3.6	4.9	4.6	14	13	9.4	6.0	1.9	8.9	2.3	2.0	2.2	2.5
Nitrogen	--	--	--	1.6	--	--	--	--	--	--	--	--	--	--	15
Nitrogen, ammonia (as N)	--	--	--	--	--	--	--	--	--	--	--	--	--	--	0.2 U
Oxygen	8.18 H	6.4	7.5	--	1.5	1.6	1.4	1.4	1.1	1.3	1.1	1.9	1.6	2.3	1.9
Sulfate	63	35	33	39	39	36	39	26	33	32	29	44	40	45	44
Sulfide	--	--	--	--	--	--	--	--	--	--	--	--	--	--	2 U
Volatile Organic Compounds															
Acetone	< 50	< 100	< 100	< 5.0	< 5.0	< 5.0	< 100	< 100	< 100	< 100	< 100	< 50	< 50	< 50	50 U
Benzene	< 5.0	< 5.0	< 5.0	< 0.25	< 0.25	< 0.25	< 5.0	< 5.0	< 5.0	< 5.0	< 5.0	< 5.0	< 5	< 5	5 U
Carbon Disulfide	< 5.0	< 5.0	< 5.0	< 0.60	< 0.60	< 0.60	< 5.0	< 5.0	< 5.0	< 5.0	< 5.0	< 5.0	< 5	< 5	5 U
Ethylbenzene	< 5.0	< 5.0	< 5.0	< 0.11	< 0.11	< 0.11	< 5.0	< 5.0	< 5.0	< 5.0	< 5.0	< 5.0	< 5	< 5	5 U
Methylene Chloride	< 5.0	< 5.0	< 5.0	< 1.0	< 1.0	< 1.0	< 5.0	< 5.0	< 5.0	< 5.0	< 5.0	< 5.0	< 5	< 5	5 U
Toluene	< 5.0	< 5.0	< 5.0	< 0.33	< 0.33	< 0.33	< 5.0	< 5.0	< 5.0	< 5.0	< 5.0	< 5.0	< 5	< 5	5 U
Trichloroethylene	< 5.0	< 5.0	< 5.0	**0.16 J**	**0.23 J**	**0.15 J**	**0.19 J**	< 5.0	< 5.0	< 5.0	< 5.0	< 5.0	< 5	< 5	5 U
Xylenes, total	< 5.0	< 5.0	< 5.0	< 0.20	< 0.20	< 0.20	< 5.0	< 5.0	< 5.0	< 5.0	< 5.0	< 5.0	< 5	< 5	5 U
Semivolatile Organic Compounds															
2-Methylnaphthalene	--	--	--	--	--	--	--	--	--	--	--	--	--	--	--
Acenaphthene	< 0.50	< 0.22	< 0.19	< 0.10	< 0.10	< 0.11	< 0.19	< 0.19	< 0.19	< 0.19	< 0.19	< 10	< 10	< 10	10 U
Acenaphthylene	< 1.0	<0.22	< 0.19	< 0.10	< 0.10	< 0.11	< 0.19	< 0.19	< 0.19	< 0.19	< 0.19	< 10	< 10	< 10	10 U
Anthracene	< 0.050	<0.22	< 0.19	< 0.10	< 0.10	< 0.11	< 0.19	< 0.19	< 0.19	< 0.19	< 0.19	< 10	< 10	< 10	10 U
Benz(a)anthracene	< 0.050	<0.22	< 0.19	< 0.10	< 0.10	< 0.11	< 0.19	< 0.19	< 0.19	< 0.19	< 0.19	< 0.050	< 0.05	< 0.05	0.05 U
Benzo(a)pyrene	< 0.050	<0.22	< 0.19	< 0.10	< 0.10	< 0.11	< 0.19	< 0.19	< 0.19	< 0.19	< 0.19	< 0.050	< 0.05	< 0.05	0.05 U
Benzo(b)fluoranthene	< 0.10	<0.22	< 0.19	< 0.10	< 0.10	< 0.11	< 0.19	< 0.19	< 0.19	< 0.19	< 0.19	< 0.10	< 0.1	< 0.1	0.1 U
Benzo(g,h,i)perylene	< 0.10	<0.22	< 0.19	< 0.10	< 0.10	< 0.11	< 0.19	< 0.19	< 0.19	< 0.19	< 0.19	< 10	< 10	< 10	10 U
Benzo(k)fluoranthene	< 0.050	<0.22	< 0.19	< 0.10	< 0.10	< 0.11	< 0.19	< 0.19	< 0.19	< 0.19	< 0.19	< 10	< 10	< 10	10 U
Chrysene	< 0.050	<0.22	< 0.19	< 0.046	< 0.045	< 0.049	< 0.19	< 0.19	< 0.19	< 0.19	< 0.19	< 0.050	< 0.05	< 0.05	0.05 U
Dibenzo(a,h)anthracene	< 0.10	<0.22	< 0.19	< 0.10	< 0.10	< 0.11	< 0.19	< 0.19	< 0.19	< 0.19	< 0.19	< 0.10	< 0.1	< 0.1	0.1 U
Dibenzofuran	--	--	--	--	--	--	--	--	--	--	--	--	--	--	--
Fluoranthene	< 0.10	<0.22	< 0.19	< 0.10	< 0.10	< 0.11	< 0.19	< 0.19	< 0.19	< 0.19	< 0.19	< 10	< 10	< 10	10 U
Fluorene	< 0.10	<0.22	< 0.19	< 0.10	< 0.10	< 0.11	< 0.19	< 0.19	< 0.19	< 0.19	< 0.19	< 10	< 10	< 10	10 U
Indeno(1,2,3-cd)pyrene	< 0.050	<0.22	< 0.19	< 0.10	< 0.10	< 0.11	< 0.19	< 0.19	< 0.19	< 0.19	< 0.19	< 0.050	< 0.05	< 0.05	0.05 U
Naphthalene	< 0.50	<0.22	< 0.19	< 0.10	< 0.10	< 0.11	**0.30**	< 0.19	< 0.19	< 0.19	< 0.19	< 10	< 10	< 10	10 U
Phenanthrene	< 0.050	<0.22	< 0.19	< 0.10	< 0.10	< 0.11	< 0.19	< 0.19	< 0.19	< 0.19	< 0.19	< 10	< 10	< 10	10 U
Pyrene	< 0.050	<0.22	< 0.19	< 0.10	< 0.10	< 0.11	< 0.19	< 0.19	< 0.19	< 0.19	< 0.19	< 10	< 10	< 10	10 U
Inorganic Compounds															
Aluminum (fume or dust)	--	--	--	--	--	--	--	--	--	--	--	--	--	--	--
Antimony	< 0.0200	< 0.020	< 0.020	< 0.0053	< 0.0053	< 0.0053	< 0.020	< 0.020	< 0.020	< 0.020	< 0.020	< 0.0200	< 0.02	< 0.02	0.02 U
Arsenic	< 0.0500	< 0.020	< 0.020	< 0.0046	< 0.0046	< 0.0046	< 0.020	< 0.020	< 0.020	< 0.010	< 0.010	<0.0500	< 0.05	< 0.05	0.05 U
Barium	**0.0950**	**0.10**	**0.083**	**0.12**	**0.10**	**0.10**	**0.24**	**0.082**	**0.078**	**0.08**	**0.083**	**0.0699**	**0.0662**	**0.0529**	**0.0615**
Beryllium	< 0.0100	< 0.0040	< 0.0040	< 0.00020	< 0.00020	< 0.00020	< 0.0040	< 0.0040	< 0.0040	< 0.0040	< 0.0040	< 0.0100	< 0.010	< 0.010	0.01 U
Cadmium	< 0.0050	< 0.0050	< 0.0050	< 0.0020	< 0.0020	< 0.0020	< 0.0050	< 0.0050	< 0.0050	< 0.0050	< 0.0050	< 0.0050	< 0.005	< 0.005	0.005 U
Calcium metal	--	--	--	--	--	--	--	--	--	--	--	--	--	--	--
Chromium	< 0.0100	< 0.010	< 0.010	**0.0012 J**	< 0.0012	**0.0018 J**	< 0.010	< 0.010	< 0.010	< 0.010	< 0.010	< 0.0100	< 0.010	< 0.010	0.01 U
Cobalt	--	--	--	--	--	--	--	--	--	--	--	--	--	--	--
Copper	< 0.0100	< 0.020	< 0.020	< 0.0019	< 0.0019	< 0.0019	< 0.020	< 0.020	< 0.020	< 0.020	< 0.020	< 0.0100	< 0.010	< 0.010	0.01 U
Cyanide	< 0.010	< 0.010	< 0.010	< 0.0050	< 0.0050	< 0.0050	< 0.010	< 0.010	< 0.010	< 0.010	< 0.010	< 0.010	< 0.010	< 0.010	0.01 U
Lead	< 0.0100	< 0.010	< 0.010	< 0.0040	< 0.0040	< 0.0040	< 0.010	< 0.010	< 0.010	< 0.0050	< 0.0050	< 0.0100	< 0.010	< 0.010	0.01 U
Magnesium	--	--	--	--	--	--	--	--	--	--	--	--	--	--	--
Mercury	< 0.00020	< 0.00020	< 0.00020	< 0.000091	< 0.000091	< 0.000091	< 0.00020	< 0.00020	< 0.00020	< 0.00020	< 0.00020	< 0.00020	< 0.0002	< 0.0002	0.0002 U
Nickel	< 0.0200	< 0.040	< 0.040	< 0.0023	< 0.0023	< 0.0023	< 0.040	**< 0.040**	< 0.040	< 0.040	< 0.040	< 0.0200	< 0.02	< 0.02	0.02 U
Potassium	--	--	--	--	--	--	--	--	--	--	--	--	--	--	--
Selenium	< 0.0200	< 0.020	< 0.020	< 0.0064	< 0.0064	< 0.0064	< 0.020	< 0.020	< 0.020	< 0.010	< 0.010	< 0.0200	< 0.02	< 0.02	0.02 U
Sodium	--	--	--	--	--	--	--	--	--	--	--	--	--	--	--
Thallium	< 0.0200	< 0.0010	< 0.0010	< 0.00025	< 0.00025	< 0.00025	< 0.0010	< 0.0010	< 0.0010	< 0.0010	< 0.0010	< 1.00	< 1.00	< 1	0.001 U
Vanadium (fume or dust)	< 0.0100	< 0.010	< 0.010	< 0.0024	< 0.0024	< 0.0024	< 0.010	< 0.010	< 0.010	< 0.010	< 0.010	< 0.0100	< 0.010	< 0.010	0.01 U
Zinc	< 0.0200	< 0.020	< 0.020	< 0.0087	< 0.0087	< 0.0087	**0.015 J**	< 0.020	< 0.020	< 0.020	< 0.020	< 0.0200	< 0.02	< 0.02	0.02 U

Chemical Name	MW-402D 1/15/2006	MW-402D 7/20/2005	MW-402D 2/7/2005	MW-402D 7/15/2004	MW-402D 1/22/2004	MW-402D 7/16/2003	MW-402D 1/20/2003	MW-402D 7/12/2002	MW-402D 1/15/2002	MW-402D 7/17/2001	MW-402D 7/01 DUP	MW-402D 1/24/2001
	Post-ISCO	Pre-ISCO										
Field Parameters												
Conductivity	--	--	--	--	--	--	--	--	--	--	--	--
Dissolved Oxygen (YSI)	--	--	--	--	--	--	--	--	--	--	--	--
Oxidation Reduction Potential	--	--	--	--	--	--	--	--	--	--	--	--
pH	--	--	--	--	--	--	--	--	--	--	--	--
Temperature	--	--	--	--	--	--	--	--	--	--	--	--
Turbidity	--	--	--	--	--	--	--	--	--	--	--	--
Monitored Natural Attenuation Parameters												
Carbon Dioxide	--	--	--	--	--	--	--	--	--	--	--	--
Iron	4.49	2.29	54	0.31	0.35	0.9	0.49	2.9	3.8 N	0.21	0.19	4.3
Iron, as Ferrous (Fe+2)	--	--	--	--	--	--	--	--	--	--	--	--
Manganese, Total	2.67	1.89	4.3	2.9	2.4	2.5	2.5	2.5	2.6	2.4	2.4	2.4
Manganese, Dissolved	--	--	--	--	--	--	--	--	--	--	--	--
Methane	--	--	--	--	--	--	--	--	--	--	--	--
Nitrate	--	--	--	--	--	--	--	--	--	--	--	--
Nitrogen	--	--	--	--	--	--	--	--	--	--	--	--
Nitrogen, ammonia (as N)	--	--	--	--	--	--	--	--	--	--	--	--
Oxygen	--	--	--	--	--	--	--	--	--	--	--	--
Sulfate	--	--	--	--	--	--	--	--	--	--	--	--
Sulfide	--	--	--	--	--	--	--	--	--	--	--	--
Volatile Organic Compounds												
Acetone	10 U	25 U	25 U	25 U	25 U	25 U	25 U	25 U	25 U	25 U	25 U	25 U
Benzene	1.0 U	1.0 U	1.0 U	1.0 U	1.0 U	1.0 U	1.0 U	1.0 U	1.0 U	**0.19 J**	1.0 U	1.0 U
Carbon Disulfide	1.0 U	1.0 U	1.0 U	1.0 U	1.0 U	1.0 U	1.0 U	1.0 U	1.0 U	1.0 U	1.0 U	1.0 U
Ethylbenzene	1.0 U	1.0 U	1.0 U	1.0 U	1.0 U	1.0 U	1.0 U	1.0 U	1.0 U	1.0 U	1.0 U	1.0 U
Methylene Chloride	1.0 U	5.0 U	5.0 U	5.0 U	5.0 U	5.0 U	5.0 U	5.0 U	5.0 U	5.0 U	5.0 U	**0.4 J**
Toluene	1.0 U	1.0 U	1.0 U	1.0 U	1.0 U	1.0 U	**0.29 J**	1.0 U	1.0 U	1.0 U	1.0 U	1.0 U
Trichloroethylene	**2.2**	**1.6**	1.0 U	1.0 U	1.0 U	1.0 U	1.0 U	1.0 U	1.0 U	1.0 U	1.0 U	1.0 U
Xylenes, total	2.0 U	2.0 U	2.0 U	2.0 U	2.0 U	2.0 U	2.0 U	2.0 U	2.0 U	2.0 U	2.0 U	2.0 U
Semivolatile Organic Compounds												
2-Methylnaphthalene	0.2 U	0.2 U	0.2 U	0.2 U	0.2 U	10 U	10 U	10 U	10 U	10 U	10 U	10 U
Acenaphthene	0.2 U	0.2 U	0.2 U	0.2 U	0.2 U	10 U	10 U	**0.37 J**	10 U	10 U	10 U	10 U
Acenaphthylene	0.2 U	0.2 U	0.2 U	0.2 U	0.2 U	10 U	10 U	10 U	10 U	10 U	10 U	10 U
Anthracene	0.2 U	0.2 U	0.2 U	0.2 U	0.2 U	10 U	10 U	10 U	10 U	10 U	10 U	10 U
Benz(a)anthracene	0.2 U	0.2 U	0.2 U	0.2 U	0.2 U	10 U	10 U	10 U	10 U	10 U	10 U	10 U
Benzo(a)pyrene	0.2 U	0.2 U	0.2 U	0.2 U	0.2 U	10 U	10 U	10 U	10 U	10 U	10 U	10 U
Benzo(b)fluoranthene	0.2 U	0.2 U	0.2 U	0.2 U	0.2 U	10 U	10 U	10 U	10 U	10 U	10 U	10 U
Benzo(g,h,i)perylene	0.2 U	0.2 U	0.2 U	0.2 U	0.2 U	10 U	10 U	10 U	10 U	10 U	10 U	10 U
Benzo(k)fluoranthene	0.2 U	0.2 U	0.2 U	0.2 U	0.2 U	10 U	10 U	10 U	10 U	10 U	10 U	10 U
Chrysene	0.2 U	0.2 U	0.2 U	0.2 U	0.2 U	10 U	10 U	10 U	10 U	10 U	10 U	10 U
Dibenzo(a,h)anthracene	0.2 U	0.2 U	0.2 U	0.2 U	0.2 U	10 U	10 U	10 U	10 U	10 U	10 U	10 U
Dibenzofuran	1.0 U	0.2 U	0.2 U	0.2 U	0.2 U	10 U	10 U	10 U	10 U	10 U	10 U	10 U
Fluoranthene	0.2 U	0.2 U	0.2 U	0.2 U	0.2 U	10 U	10 U	10 U	10 U	10 U	10 U	10 U
Fluorene	0.2 U	0.2 U	0.2 U	0.2 U	0.2 U	10 U	10 U	10 U	10 U	10 U	10 U	10 U
Indeno(1,2,3-cd)pyrene	0.2 U	0.2 U	0.2 U	0.2 U	0.2 U	10 U	10 U	10 U	10 U	10 U	10 U	10 U
Naphthalene	**0.24**	0.2 U	0.2 U	0.2 U	0.2 U	10 U	10 U	10 U	10 U	10 U	10 U	10 U
Phenanthrene	0.2 U	0.2 U	0.2 U	0.2 U	0.2 U	10 U	10 U	10 U	10 U	10 U	10 U	10 U
Pyrene	0.2 U	0.2 U	0.2 U	0.2 U	0.2 U	10 U	10 U	10 U	10 U	10 U	10 U	10 U
Inorganic Compounds												
Aluminum (fume or dust)	**9.91**	**5.48**	**130**	**0.68**	**0.35**	**1.3**	**0.83**	**6.7**	**8.8 N**	**0.52 N**	**0.44 N**	**12**
Antimony	0.01 U	0.006 U	0.02 U	0.006 U	0.02 U	0.02 U	0.02 U	0.02 U	0.020 U	0.02 U	0.02 U	0.02 U
Arsenic	0.01 U	0.01 U	0.01 U	0.01 U	0.01 U	0.01 U	0.01 U	0.01 U	0.010 U	0.01 U	0.01 U	0.01 U
Barium	0.2 U	**0.0472**	**0.22**	**0.053**	**0.045**	**0.04**	**0.045**	**0.052**	**0.058**	**0.039**	**0.037**	**0.055**
Beryllium	0.005 U	0.004 U	**0.0065**	0.004 U	0.004 U	0.004 U	0.004 U	0.004 U	0.0040 U	0.004 U	0.004 U	**0.00067 B**
Cadmium	0.002 U	0.005 U	0.005 U	0.005 U	0.005 U	0.005 U	0.005 U	0.005 U	0.0050 U	0.005 U	0.005 U	0.005 U
Calcium metal	**26.5**	**28**	**40**	**55**	**47**	**43**	**54**	**50**	**50**	**49**	**49**	**47**
Chromium	**0.0079**	0.01 U	**0.097**	0.01 U	0.01 U	0.01 UJ	0.01 U	**0.0049 B**	**0.0061 B**	0.01 U	0.01 U	**0.0086 B**
Cobalt	0.007 U	0.01 U	**0.046**	0.01 U	0.01 U	0.01 U	**0.0017 B**	**0.0075 B**	**0.0057 B**	**0.0019 B**	**0.0015 B**	**0.0058 B**
Copper	0.025 U	0.02 U	**0.076**	0.02 U	0.02 U	0.02 U	**0.0037 B**	**0.0051 B**	**0.0054 B**	0.02 U	0.02 U	**0.011 B**
Cyanide	0.01 U	0.01 U	0.01 U	0.01 U	0.01 U	0.015 U	0.01 U	0.01 U	0.010 U	0.01 U	0.01 U	0.01 U
Lead	**0.0033**	0.005 U	**0.029**	0.005 U	0.005 U	0.005 U	**0.0024 B**	0.005 U	0.0050 U	0.005 U	0.005 U	**0.0019 B**
Magnesium	**11.9**	**11.2**	**18**	**21**	**18**	**18**	**22**	**21**	**21**	**21**	**21**	**21**
Mercury	0.0002 U	0.0002 U	**0.00022**	0.0002 U	0.0002 U	0.0002 U	**0.00015 B**	0.0002 U	0.00020 U	0.0002 U	0.0002 U	0.00020 U
Nickel	0.04 U	0.04 U	**0.06**	0.04 U	0.04 U	0.04 U	0.04 U	0.04 U	**0.0063 B**	0.04 U	0.04 U	**0.007 B**
Potassium	**13.7**	**14.6**	**22**	**19**	**19**	**22**	**19**	**18**	**18**	**17**	**17**	**18**
Selenium	0.005 U	0.01 U	0.01 U	0.01 U	0.01 U	0.01 U	**0.0043 B**	0.01 U	0.010 U	0.01 U	0.01 U	0.01 U
Sodium	**72.8**	**69.7**	**76**	**73**	**40**	**77**	**79**	**72**	**77**	**78**	**77**	**88**
Thallium	0.001 U	0.001 U	**0.0023**	0.001 U	0.001 U	0.002 U	0.002 UWN	0.002 UWN	0.0020 U	0.002 UWN	0.002 UWN	0.002 U
Vanadium (fume or dust)	**0.0166**	0.01 U	**0.22**	0.01 U	0.01 U	0.01 U	**0.0026 B**	**0.011**	**0.015**	0.01 U	0.01 U	**0.019**
Zinc	**0.0203**	0.02 U	**0.14**	0.02 U	0.02 U	**0.03**	**0.008 B**	**0.016 B**	**0.0098 B**	0.02 U	0.02 U	**0.026**

Notes:
* - Not a HSRA regulated compound
ISCO - *in-situ* chemical oxidation
RRS - Risk Reduction Standard

Data Qualifier Defintions:
-- - Not analyzed
B (Inorganics) - Estimated analyte concentration
D - Analyte concentration reported from secondary dilution
DB - Analyte concentration reported from secondary dilution; analyte detected in method blank
H - Holding time exceeded for sample
J - Estimated analyte concentration
JB (Organic) - Estimated analyte concentration; analyte detected in method blank
Bold = Exceeds the laboratory detection limit
Bold and shaded - Analyte concentration exceeds the Type 1 RRS
JM (Organic) - Estimated analyte concentration; spike sample recovery outside control limits
M (Organic) - Spike sample recovery outside control limits
N - Spike sample recovery outside of control limits
R - Sample data results rejected due to deficiencies in the ability to meet quality control standards
< - Analyte not detected at referenced detection limit
U - Analyte not detected at referenced detection limit
UJ - Analyte not detected; low method bias and/or matrix interference
UN - Analyte not detected; spiked sample recovery outside of control limits
UR - Analyte not detected; data rejected
UWN - Analyte not detected; post digestion spike and spike sample recovery outside control limits

Summary of Historical Groundwater Sampling Data - Alluvium, Galliard, and Saprolite Monitoring Wells
January 2001 through July 2018
Atlanta Gas Light Company
Former Manufactured Gas Plant Site
Augusta, Georgia

Chemical Name	Type 1 Risk Reduction Standard	Location ID	MW-404DR	MW-404DR	MW-404DR	MW-404DR	MW-404DR	MW-404DR	MW-404DR	MW-404DR	MW-404DR	MW-404DR	MW-404DR	MW-404DR	MW-404DR
		Sample Date	7/18/2018	1/25/2018	7/27/2017	1/26/2017	7/28/2016	1/20/2016	7/30/2015	1/14/2015	7/17/2014	1/13/2014	7/10/2013	1/9/2013	7/26/2012
		Unit	Post-ISCO												
Field Parameters															
Conductivity	*	mS/cm	0.485	0.313	0.768	0.847	0.769	0.815	752	0.450	0.288	0.740	0.800	0.732	0.841
Dissolved Oxygen (YSI)	*	mg/L	0.21	1.63	0.73	0.31	0.48	0.59	0.45	3.19	0.71	0.52	0.31	0.83	0.48
Oxidation Reduction Potential	*	mV	62.9	-15.6	66.6	33.3	231.9	34.3	118.6	-41.7	-14.6	291.8	112.9	23.5	89.0
pH	*	SU	6.13	6.3	6.02	6.15	6.25	6.1	6.47	6.06	6.18	6.32	6.03	6.36	6.11
Temperature	*	Celsius	21.99	18.29	22.51	20.11	23.65	20.17	25.5	15.3	22.25	19.60	22.27	20.71	30.00
Turbidity	*	NTU	0.73	4.09	1.86	0.88	4.71	0.68	5.74	2.84	0.71	0.73	3.66	1.11	0.5
Monitored Natural Attenuation Parameters															
Carbon Dioxide	*	µg/L	--	--	--	--	--	--	--	253	410	443	467	170	220
Iron	*	mg/L	--	--	--	--	--	--	--	--	--	--	--	--	--
Iron, as Ferrous (Fe+2)	*	mg/L	--	--	--	--	--	--	--	< 1.00	< 0.100	<0.100	<0.100	< 0.10 HF	< 0.10 HF
Manganese, Total	*	mg/L	--	--	--	--	--	--	--	--	--	--	--	--	--
Manganese, Dissolved	*	mg/L	--	--	--	--	--	--	--	--	--	--	--	--	--
Methane	*	µg/L	--	--	--	--	--	--	--	< 4	< 4	<4	11	0.95	5.5
Nitrate	*	mg/L	--	--	--	--	--	--	--	< 0.25	< 0.25	<0.25	<0.25	< 0.25	< 0.25
Nitrogen	*	mg/L	--	--	--	--	--	--	--	--	--	--	--	--	--
Nitrogen, ammonia (as N)	*	mg/L	--	--	--	--	--	--	--	--	--	--	--	--	--
Oxygen	*	mg/L	--	--	--	--	--	--	--	8.96 H	7.79 H	7.10 H	6.22 H	5.2	5.8
Sulfate	*	mg/L	--	--	--	--	--	--	--	78	140	140	140	120	120
Sulfide	*	mg/L	--	--	--	--	--	--	--	--	--	--	--	--	--
Volatile Organic Compounds															
Acetone	4,000	µg/L	< 50	< 50	< 50	< 50	< 50	< 50	< 50	< 50	< 50	< 50	< 50	< 100	< 100
Benzene	5	µg/L	< 5.0	< 5.0	< 5.0	< 5.0	< 5.0	< 5.0	< 5.0	< 5.0	< 5.0	< 5.0	< 5.0	< 5.0	< 5.0
Carbon Disulfide	4,000	µg/L	< 5.0	< 5.0	< 5.0	< 5.0	< 5.0	< 5.0	< 5.0	< 5.0	< 5.0	< 5.0	< 5.0	< 5.0	< 5.0
Ethylbenzene	700	µg/L	< 5.0	< 5.0	< 5.0	< 5.0	< 5.0	< 5.0	< 5.0	< 5.0	< 5.0	< 5.0	< 5.0	< 5.0	< 5.0
Methylene Chloride	5	µg/L	< 5.0	< 5.0	< 5.0	< 5.0	< 5.0	< 5.0	< 5.0	< 5.0	< 5.0	< 5.0	< 5.0	< 5.0	< 5.0
Toluene	1,000	µg/L	< 5.0	< 5.0	< 5.0	< 5.0	< 5.0	< 5.0	< 5.0	< 5.0	< 5.0	< 5.0	< 5.0	< 5.0	< 5.0
Trichloroethylene	5	µg/L	< 5.0	< 5.0	< 5.0	< 5.0	< 5.0	< 5.0	< 5.0	< 5.0	< 5.0	< 5.0	< 5.0	< 5.0	< 5.0
Xylenes, total	2,000	µg/L	< 5.0	< 5.0	< 5.0	< 5.0	< 5.0	< 5.0	< 5.0	< 5.0	< 5.0	< 5.0	< 5.0	< 5.0	< 5.0
Semivolatile Organic Compounds															
2-Methylnaphthalene	*	µg/L	--	--	--	--	--	--	--	--	--	--	--	--	--
Acenaphthene	2,000	µg/L	< 0.5	< 0.5	< 0.5	< 0.5	< 0.5	< 0.5	< 0.5	< 0.50	< 0.50	< 0.50	< 0.50	<0.21	< 0.19
Acenaphthylene	10	µg/L	< 1.0	< 1.0	< 1.0	< 1.0	< 1.0	< 1.0	< 1.0	< 1.0	< 1.0	< 1.0	< 1.0	<0.21	< 0.19
Anthracene	10	µg/L	< 0.05	< 0.05	< 0.05	< 0.05	< 0.05	< 0.05	< 0.05	< 0.050	**0.082**	< 0.050	< 0.050	<0.21	< 0.19
Benz(a)anthracene	0.1	µg/L	< 0.05	< 0.05	< 0.05	< 0.05	< 0.05	< 0.05	< 0.05	< 0.050	**0.074**	< 0.050	< 0.050	<0.21	< 0.19
Benzo(a)pyrene	0.2	µg/L	< 0.05	< 0.05	< 0.05	< 0.05	< 0.05	< 0.05	< 0.05	< 0.050	**0.065**	< 0.050	< 0.050	<0.21	< 0.19
Benzo(b)fluoranthene	0.2	µg/L	< 0.1	< 0.1	< 0.1	< 0.1	< 0.1	< 0.1	< 0.1	< 0.10	< 0.10	< 0.10	< 0.10	<0.21	< 0.19
Benzo(g,h,i)perylene	10	µg/L	< 0.1	< 0.1	< 0.1	< 0.1	< 0.1	< 0.1	< 0.1	< 0.10	< 0.10	< 0.10	< 0.10	<0.21	< 0.19
Benzo(k)fluoranthene	10	µg/L	< 0.05	< 0.05	< 0.05	< 0.05	< 0.05	< 0.05	< 0.05	< 0.050	**0.065**	< 0.050	< 0.050	<0.21	< 0.19
Chrysene	0.2	µg/L	< 0.05	< 0.05	< 0.05	< 0.05	< 0.05	< 0.05	< 0.05	< 0.050	**0.067**	< 0.050	< 0.050	<0.21	< 0.19
Dibenzo(a,h)anthracene	0.3	µg/L	< 0.1	< 0.1	< 0.1	< 0.1	< 0.1	< 0.1	< 0.1	< 0.10	< 0.10	< 0.10	< 0.10	<0.21	< 0.19
Dibenzofuran	1	µg/L	--	--	--	--	--	--	--	--	--	--	--	--	--
Fluoranthene	1,000	µg/L	< 0.1	< 0.1	< 0.1	< 0.1	< 0.1	< 0.1	< 0.1	< 0.10	< 0.10	< 0.10	< 0.10	<0.21	< 0.19
Fluorene	1,000	µg/L	< 0.1	< 0.1	< 0.1	< 0.1	< 0.1	< 0.1	< 0.1	< 0.10	< 0.10	< 0.10	< 0.10	<0.21	< 0.19
Indeno(1,2,3-cd)pyrene	0.4	µg/L	< 0.05	< 0.05	< 0.05	< 0.05	< 0.05	< 0.05	< 0.05	< 0.050	**0.064**	< 0.050	< 0.050	<0.21	< 0.19
Naphthalene	20	µg/L	< 0.5	< 0.5	< 0.5	< 0.5	< 0.5	< 0.5	< 0.5	**3.3**	< 0.50	**0.55**	**1.1**	<0.21	< 0.19
Phenanthrene	10	µg/L	< 0.05	< 0.05	< 0.05	< 0.05	< 0.05	< 0.05	< 0.05	< 0.50	**0.083**	< 0.050	< 0.050	<0.21	< 0.19
Pyrene	1,000	µg/L	< 0.05	< 0.05	< 0.05	< 0.05	< 0.05	< 0.05	< 0.05	< 0.050	**0.084**	< 0.050	< 0.050	<0.21	< 0.19
Inorganic Compounds															
Aluminum (fume or dust)	*	mg/L	--	--	--	--	--	--	--	--	--	--	--	--	--
Antimony	0.01	mg/L	< 0.006	< 0.006	< 0.006	< 0.006	< 0.006	< 0.006	< 0.02	< 0.0200	< 0.0200	< 0.0200	< 0.0200	< 0.020	< 0.020
Arsenic	0.05	mg/L	< 0.05	< 0.05	< 0.05	< 0.05	< 0.05	< 0.05	< 0.05	< 0.0500	< 0.0500	< 0.0500	< 0.0500	< 0.020	< 0.020
Barium	2	mg/L	**0.102**	**0.0832**	**0.147**	**0.139**	**0.162**	**0.136**	**0.118**	**0.0678**	**0.141**	**0.140**	**0.174**	**0.15**	**0.19**
Beryllium	0.004	mg/L	< 0.004	< 0.004	< 0.004	< 0.004	< 0.004	< 0.004	< 0.01	< 0.0100	< 0.0100	< 0.0100	< 0.0100	< 0.0040	< 0.0040
Cadmium	0.005	mg/L	< 0.005	< 0.005	< 0.005	< 0.005	< 0.005	< 0.005	< 0.005	< 0.0050	< 0.0050	< 0.0050	< 0.0050	< 0.0050	< 0.0050
Calcium metal	*	mg/L	--	--	--	--	--	--	--	--	--	--	--	--	--
Chromium	0.1	mg/L	< 0.01	< 0.01	< 0.01	< 0.01	< 0.01	< 0.01	< 0.01	< 0.0100	< 0.0100	< 0.0100	< 0.0100	< 0.010	< 0.010
Cobalt	*	mg/L	--	--	--	--	--	--	--	--	--	--	--	--	--
Copper	1.3	mg/L	< 0.01	< 0.01	< 0.01	< 0.01	< 0.01	< 0.01	< 0.01	< 0.0100	< 0.0100	< 0.0100	< 0.0100	< 0.020	< 0.020
Cyanide	0.2	mg/L	< 0.01	< 0.01	< 0.01	< 0.01	< 0.01	< 0.01	< 0.01	< 0.010	< 0.010	< 0.010	**0.012**	< 0.010	< 0.010
Lead	0.015	mg/L	< 0.01	< 0.01	< 0.01	< 0.01	< 0.01	< 0.01	< 0.01	< 0.0100	< 0.0100	< 0.0100	< 0.0100	< 0.010	< 0.010
Magnesium	*	mg/L	--	--	--	--	--	--	--	--	--	--	--	--	--
Mercury	0.002	mg/L	< 0.0002	< 0.0002	< 0.0002	< 0.0002	< 0.0002	< 0.0002	< 0.0002	< 0.00020	< 0.00020	< 0.00020	< 0.00020	< 0.00020	< 0.00020
Nickel	0.1	mg/L	< 0.02	< 0.02	< 0.02	< 0.02	< 0.02	< 0.02	< 0.02	< 0.0200	< 0.0200	< 0.0200	< 0.0200	< 0.040	< 0.040
Potassium	*	mg/L	--	--	--	--	--	--	--	--	--	--	--	--	--
Selenium	0.05	mg/L	< 0.02	< 0.02	< 0.02	< 0.02	< 0.02	< 0.02	< 0.02	< 0.0200	< 0.0200	< 0.0200	< 0.0200	< 0.020	< 0.020
Sodium	*	mg/L	--	--	--	--	--	--	--	--	--	--	--	--	--
Thallium	0.002	mg/L	< 0.002	< 0.002	< 0.002	< 0.002	< 0.002	< 0.002	< 0.02	< 0.0200	< 0.0200	< 0.0200	< 0.0200	< 0.0010	< 0.0010
Vanadium (fume or dust)	0.2	mg/L	< 0.01	< 0.01	< 0.01	< 0.01	< 0.01	< 0.01	< 0.01	< 0.0100	< 0.0100	< 0.0100	< 0.0100	< 0.010	< 0.010
Zinc	2	mg/L	**0.0279**	**0.0289**	< 0.02	< 0.02	**0.0281**	< 0.02	< 0.02	< 0.0200	< 0.0200	< 0.0200	**0.0233**	0.020	0.020

Chemical Name	MW-404DR	MW-404DR	MW-404DR	MW-404DR	MW-404DR	MW-404DR	MW-404DR	MW-404DR	MW-404DR	MW-404DR	MW-404DR	MW-404DR
	1/19/2012	7/7/2011	1/19/2011	7/19/2010	1/5/2010	7/23/2009	1/14/2009	7/15/2008	1/8/2008	7/10/2007	2/14/2007	7/12/2006
	Post-ISCO (cont.)											
Field Parameters												
Conductivity	0.680	0.786	2.95	0.779	0.696	0.739	1.91	0.67	0.664	0.571	0.397	0.205
Dissolved Oxygen (YSI)	1.13	3.38	6.29	1.3	5.56	0.25	6.24	0.87	1.41	0.36	5.43	4.89
Oxidation Reduction Potential	232.6	112.2	510.2	3.2	304	437.2	478.3	124.1	528.9	273.4	14.7	-82
pH	6.19	6.38	0.814	6.32	5.94	5.81	0.664	5.94	5.91	5.88	6.32	6.98
Temperature	17.35	23.78	19.81	25.7	11.17	22.72	18.02	22.65	19.39	23.39	18.13	22.89
Turbidity	1.43	1.09	0.59	4.2	1.01	4.8	3.45	1.36	4.10	3.98	9.97	48.4
Monitored Natural Attenuation Parameters												
Carbon Dioxide	3,200 B	2,600 B	2,400	780 JB	1,400	2,500	1,200	4,200	< 1,000	< 1,000	--	--
Iron	--	--	--	--	--	--	--	--	--	--	--	--
Iron, as Ferrous (Fe+2)	< 0.025 HF	< 0.025 HF	< 0.076 JHF	< 0.10 HF	< 0.10 HF	< 0.10 HF	< 0.10 HF	< 0.10	< 0.10	< 0.10	< 0.1	--
Manganese, Total	--	--	--	--	--	--	--	--	--	--	--	--
Manganese, Dissolved	--	--	--	--	--	--	--	--	--	--	--	--
Methane	0.52 J	8.1	2.1	< 0.19	1.3	3.2	1.4	0.59	2.3	2.6	6.6	--
Nitrate	< 0.075	< 0.075	< 0.36	13	< 1.1	< 1.1	0.22	< 0.50	< 0.25	< 0.25	< 0.25	--
Nitrogen	1.1	--	--	--	--	--	--	--	--	--	--	--
Nitrogen, ammonia (as N)	--	--	--	--	--	--	--	--	--	--	--	--
Oxygen	--	1.3	1.4	1.4	1.4	1.0	1.1	0.77	3.2	3.3	5.7	--
Sulfate	120	140	130	39	120	120	120	100	120	72	68	--
Sulfide	--	--	--	--	--	--	--	--	--	--	--	--
Volatile Organic Compounds												
Acetone	< 5.0	< 5.0	< 5.0	< 100	< 100	< 100	< 100	< 100	< 50	< 50	< 50	50 U
Benzene	< 0.25	< 0.25	< 0.25	< 5.0	< 5.0	< 5.0	< 5.0	< 5.0	< 5.0	< 5	< 5	5 U
Carbon Disulfide	< 0.60	< 0.60	< 0.60	< 5.0	< 5.0	< 5.0	< 5.0	< 5.0	< 5.0	< 5	< 5	5 U
Ethylbenzene	< 0.11	< 0.11	< 0.11	**0.17 J**	< 5.0	< 5.0	< 5.0	< 5.0	< 5.0	< 5	< 5	5 U
Methylene Chloride	< 1.0	< 1.0	< 1.0	< 5.0	< 5.0	< 5.0	< 5.0	< 5.0	< 5.0	< 5	< 5	5 U
Toluene	< 0.33	< 0.33	**0.89 J**	< 5.0	< 5.0	< 5.0	< 5.0	< 5.0	< 5.0	< 5	< 5	5 U
Trichloroethylene	< 0.13	< 0.13	< 0.13	< 5.0	< 5.0	< 5.0	< 5.0	< 5.0	< 5.0	< 5	< 5	5 U
Xylenes, total	< 0.20	< 0.20	< 0.20	< 5.0	< 5.0	< 5.0	< 5.0	< 5.0	< 5.0	< 5	< 5	5 U
Semivolatile Organic Compounds												
2-Methylnaphthalene	--	--	--	--	--	--	--	--	--	--	--	--
Acenaphthene	< 0.11	< 0.10	< 0.11	< 0.19	< 0.19	< 0.19	< 0.19	< 0.19	< 10	< 10	< 10	--
Acenaphthylene	< 0.11	< 0.10	< 0.11	< 0.19	< 0.19	< 0.19	< 0.19	< 0.19	< 10	< 10	< 10	--
Anthracene	< 0.11	< 0.10	< 0.11	< 0.19	< 0.19	< 0.19	< 0.19	< 0.19	< 10	< 10	< 10	--
Benz(a)anthracene	< 0.11	< 0.10	< 0.11	< 0.19	< 0.19	< 0.19	< 0.19	< 0.19	< 0.050	< 0.05	< 0.05	--
Benzo(a)pyrene	< 0.11	< 0.10	< 0.11	< 0.19	< 0.19	< 0.19	< 0.19	< 0.19	< 0.050	< 0.05	< 0.05	--
Benzo(b)fluoranthene	< 0.11	< 0.10	< 0.11	< 0.19	< 0.19	< 0.19	< 0.19	< 0.19	< 0.10	< 0.1	< 0.1	--
Benzo(g,h,i)perylene	< 0.11	< 0.10	< 0.11	< 0.19	< 0.19	< 0.19	< 0.19	< 0.19	< 10	< 10	< 10	--
Benzo(k)fluoranthene	< 0.11	< 0.10	< 0.11	< 0.19	< 0.19	< 0.19	< 0.19	< 0.19	< 10	< 10	< 10	--
Chrysene	< 0.049	< 0.045	< 0.048	< 0.19	< 0.19	< 0.19	< 0.19	< 0.19	< 0.050	< 0.05	< 0.05	--
Dibenzo(a,h)anthracene	< 0.11	< 0.10	< 0.11	< 0.19	< 0.19	< 0.19	< 0.19	< 0.19	< 0.10	< 0.1	< 0.1	--
Dibenzofuran	--	--	--	--	--	--	--	--	--	--	--	--
Fluoranthene	< 0.11	< 0.10	< 0.11	< 0.19	< 0.19	< 0.19	< 0.19	< 0.19	< 10	< 10	< 10	--
Fluorene	< 0.11	< 0.10	< 0.11	< 0.19	< 0.19	< 0.19	< 0.19	< 0.19	< 10	< 10	< 10	--
Indeno(1,2,3-cd)pyrene	< 0.11	< 0.10	< 0.11	< 0.19	< 0.19	< 0.19	< 0.19	< 0.19	< 0.050	< 0.05	< 0.05	--
Naphthalene	< 0.11	< 0.10	**0.17 J**	**0.75**	< 0.19	< 0.19	< 0.19	**0.33**	< 10	< 10	< 10	--
Phenanthrene	< 0.11	< 0.10	< 0.11	< 0.19	< 0.19	< 0.19	< 0.19	< 0.19	< 10	< 10	< 10	--
Pyrene	< 0.11	< 0.10	< 0.11	< 0.19	< 0.19	< 0.19	< 0.19	< 0.19	< 10	< 10	< 10	--
Inorganic Compounds												
Aluminum (fume or dust)	--	--	--	--	--	--	--	--	--	--	--	--
Antimony	< 0.0053	< 0.0053	< 0.0053	< 0.020	< 0.020	< 0.020	< 0.020	< 0.020	< 0.0200	< 0.02	< 0.02	--
Arsenic	< 0.0046	< 0.0046	< 0.0046	< 0.020	< 0.020	< 0.020	< 0.010	< 0.010	<0.0500	< 0.05	< 0.05	--
Barium	**0.16**	**0.20**	**0.19**	**0.24**	**0.23**	**0.26**	**0.28**	**0.31**	**0.331**	**0.306**	**0.178**	--
Beryllium	< 0.00020	< 0.00020	**0.00030 J**	< 0.0040	< 0.0040	< 0.0040	< 0.0040	< 0.0040	< 0.0100	< 0.010	< 0.010	--
Cadmium	< 0.0020	< 0.0020	< 0.0020	< 0.0050	< 0.0050	< 0.0050	< 0.0050	< 0.0050	< 0.0050	< 0.005	< 0.005	--
Calcium metal	--	--	--	--	--	--	--	--	--	--	--	--
Chromium	< 0.0012	< 0.0012	< 0.0012	< 0.010	< 0.010	< 0.010	< 0.010	< 0.010	< 0.0100	< 0.010	< 0.010	--
Cobalt	--	--	--	--	--	--	--	--	--	--	--	--
Copper	< 0.0019	< 0.0019	**0.0030 JB**	< 0.020	< 0.020	< 0.020	< 0.020	< 0.020	< 0.0100	< 0.010	< 0.010	--
Cyanide	< 0.0050	< 0.0050	< 0.0050	< 0.010	**0.011**	< 0.010	< 0.010	**0.0089 J**	< 0.010	< 0.010	< 0.010	--
Lead	< 0.0040	< 0.0040	< 0.0040	< 0.010	< 0.010	< 0.010	< 0.0050	< 0.0050	< 0.0100	< 0.010	< 0.010	--
Magnesium	--	--	--	--	--	--	--	--	--	--	--	--
Mercury	< 0.000091	< 0.000091	< 0.000091	< 0.00020	< 0.00020	< 0.00020	< 0.00020	< 0.00020	< 0.00020	< 0.0002	< 0.0002	--
Nickel	< 0.0023	**0.0040 J**	< 0.0023	< 0.040	< 0.040	< 0.040	< 0.040	**0.0017 J**	< 0.0200	< 0.02	< 0.02	--
Potassium	--	--	--	--	--	--	--	--	--	--	--	--
Selenium	< 0.0064	< 0.0064	< 0.0064	< 0.020	< 0.020	< 0.020	< 0.010	< 0.010	< 0.0200	< 0.02	< 0.02	--
Sodium	--	--	--	--	--	--	--	--	--	--	--	--
Thallium	< 0.00025	< 0.00025	< 0.00025	< 0.0010	< 0.0010	< 0.0010	< 0.0010	< 0.0010	< 1.00	< 1.00	< 1	--
Vanadium (fume or dust)	**0.0029 J**	< 0.0024	< 0.0024	< 0.010	< 0.010	< 0.010	**0.0039 J**	**0.0039 J**	< 0.0100	< 0.010	< 0.010	--
Zinc	< 0.0087	**0.011 J**	< 0.0087	**0.015 J**	<0.020	**0.057**	**0.036**	**0.014 J**	**0.0228**	< 0.02	< 0.02	--

Chemical Name	MW-404DR	MW-404DR	MW-404DR	MW-404DR	MW-404DR	MW-404DR	MW-404DR	MW-404DR	MW-404DR	MW-404DR	MW-404DR	MW-404DR	MW-404DR
	7/21/2005	1/20/2005	7/16/2004	1/24/2004	7/19/2003	1/17/2003	7/15/2002	4/4/2002	4/3/2002	1/16/2002	7/16/2001	1/23/2001	1/23/2001 DUP
	Pre-ISCO												
Field Parameters													
Conductivity	--	--	--	--	--	--	--	--	--	--	--	--	--
Dissolved Oxygen (YSI)	--	--	--	--	--	--	--	--	--	--	--	--	--
Oxidation Reduction Potential	--	--	--	--	--	--	--	--	--	--	--	--	--
pH	--	--	--	--	--	--	--	--	--	--	--	--	--
Temperature	--	--	--	--	--	--	--	--	--	--	--	--	--
Turbidity	--	--	--	--	--	--	--	--	--	--	--	--	--
Monitored Natural Attenuation Parameters													
Carbon Dioxide	--	--	--	--	--	--	--	--	--	--	--	--	--
Iron	3.72	2.5	1.2	0.05 U	0.11	0.17	6.7 N	--	--	0.14	0.27	1.2	0.61
Iron, as Ferrous (Fe+2)	--	--	--	--	--	--	--	--	--	--	--	--	--
Manganese, Total	0.416	0.3	0.15	0.11	0.16	0.16	0.24	--	--	0.21	0.18	0.22	0.21
Manganese, Dissolved	--	--	--	--	--	--	--	--	--	--	--	--	--
Methane	--	--	--	--	--	--	--	--	--	--	--	--	--
Nitrate	--	--	--	--	--	--	--	--	--	--	--	--	--
Nitrogen	--	--	--	--	--	--	--	--	--	--	--	--	--
Nitrogen, ammonia (as N)	--	--	--	--	--	--	--	--	--	--	--	--	--
Oxygen	--	--	--	--	--	--	--	--	--	--	--	--	--
Sulfate	--	--	--	--	--	--	--	--	--	--	--	--	--
Sulfide	--	--	--	--	--	--	--	--	--	--	--	--	--
Volatile Organic Compounds													
Acetone	**47**	25 U	25 U	25 U	25 U	25 U	25 U	--	--	25 U	25 U	25 U	25 U
Benzene	1.0 U	1.0 U	1.0 U	1.0 U	1.0 U	1.0 U	1.0 U	1.0 U	**2.8**	1.0 U	**0.18 J**	1.0 U	1.0 U
Carbon Disulfide	1.0 U	1.0 U	1.0 U	1.0 U	**1.0**	1.0 U	1.0 U	--	--	1.0 U	1.0 U	1.0 U	1.0 U
Ethylbenzene	1.0 U	1.0 U	1.0 U	1.0 U	1.0 U	1.0 U	1.0 U	1.0 U	1.0 U	1.0 U	**0.37 J**	1.0 U	1.0 U
Methylene Chloride	5.0 U	5.0 U	5.0 U	5.0 U	5.0 U	5.0 U	**0.44 J**	5.0 U	5.0 U	5.0 U	5.0 U	5.0 U	5.0 U
Toluene	1.0 U	1.0 U	1.0 U	1.0 U	1.0 U	1.0 U	1.0 U	1.0 U	1.0 U	1.0 U	1.0 U	1.0 U	1.0 U
Trichloroethylene	1.0 U	1.0 U	1.0 U	1.0 U	1.0 U	1.0 U	1.0 U	1.0 U	1.0 U	1.0 U	1.0 U	1.0 U	1.0 U
Xylenes, total	2.0 U	2.0 U	2.0 U	2.0 U	2.0 U	2.0 U	2.0 U	--	--	2.0 U	2.0 U	2.0 U	2.0 U
Semivolatile Organic Compounds													
2-Methylnaphthalene	0.2 U	0.2 U	0.2 U	0.2 U	10 U	10 U	10 U	--	--	10 U	10 U	10 U	10 U
Acenaphthene	0.2 U	0.2 U	0.2 U	0.2 U	10 U	10 U	10 U	10 U	**16**	10 U	10 U	10 U	10 U
Acenaphthylene	0.2 U	0.2 U	0.2 U	0.2 U	10 U	10 U	10 U	10 U	10 U	10 U	10 U	10 U	10 U
Anthracene	0.2 U	0.2 U	0.2 U	0.2 U	10 U	10 U	10 U	10 U	10 U	10 U	10 U	10 U	10 U
Benz(a)anthracene	0.2 U	0.2 U	**0.6**	0.2 U	10 U	10 U	10 U	10 U	10 U	10 U	10 U	10 U	10 U
Benzo(a)pyrene	0.2 U	0.2 U	**0.68**	0.2 U	10 U	10 U	10 U	10 U	10 U	10 U	10 U	10 U	10 U
Benzo(b)fluoranthene	0.2 U	0.2 U	**0.66**	0.2 U	10 U	10 U	10 U	10 U	10 U	10 U	10 U	10 U	10 U
Benzo(g,h,i)perylene	0.2 U	0.2 U	**0.58**	0.2 U	10 U	10 U	10 U	**0.7 J**	10 U	10 U	10 U	10 U	10 U
Benzo(k)fluoranthene	0.2 U	0.2 U	**0.5**	0.2 U	10 U	10 U	10 U	10 U	10 U	10 U	10 U	10 U	10 U
Chrysene	0.2 U	0.2 U	**0.62**	0.2 U	10 U	10 U	10 U	10 U	10 U	10 U	10 U	10 U	10 U
Dibenzo(a,h)anthracene	0.2 U	0.2 U	0.2 U	0.2 U	10 U	10 U	10 U	10 U	10 U	10 U	10 U	10 U	10 U
Dibenzofuran	0.2 U	0.2 U	0.2 U	0.2 U	10 U	10 U	10 U	--	--	10 U	10 U	10 U	10 U
Fluoranthene	0.2 U	0.2 U	**0.94**	0.2 U	10 U	10 U	10 U	10 U	10 U	10 U	10 U	10 U	10 U
Fluorene	0.2 U	0.2 U	0.2 U	0.2 U	10 U	10 U	10 U	10 U	**1.6 J**	10 U	10 U	10 U	10 U
Indeno(1,2,3-cd)pyrene	0.2 U	0.2 U	**0.56**	0.2 U	10 U	10 U	10 U	10 U	10 U	10 U	10 U	10 U	10 U
Naphthalene	0.2 U	0.2 U	**0.26**	0.2 U	10 U	10 U	10 U	10 U	**24**	10 U	10 U	10 U	10 U
Phenanthrene	0.2 U	0.2 U	**0.36**	0.2 U	10 U	10 U	10 U	10 U	**0.99 J**	10 U	10 U	10 U	10 U
Pyrene	0.2 U	0.2 U	**1.2**	0.2 U	10 U	10 U	10 U	10 U	10 U	10 U	10 U	10 U	10 U
Inorganic Compounds													
Aluminum (fume or dust)	**2.44**	**4.1**	**1.8**	0.2 U	**0.3**	**0.15 B**	**15**	--	--	**0.15 B**	**0.32**	**2.3 N**	**1.0 N**
Antimony	0.006 U	0.02 U	0.02 U	0.02 U	0.02 U	0.02 U	0.02 U	--	--	0.02 U	0.02 U	0.02 U	0.02 U
Arsenic	0.01 U	0.01 U	0.01 U	0.01 U	0.01 U	0.01 U	0.01 U	--	--	0.01 U	0.01 U	0.01 U	0.01 U
Barium	**0.31**	**0.15**	**0.078**	**0.058**	**0.06**	**0.059**	**0.23**	--	--	**0.048**	**0.042**	**0.088**	**0.069**
Beryllium	0.004 U	0.004 U	0.004 U	0.004 U	0.004 U	0.004 U	**0.00061 B**	--	--	0.004 U	0.004 U	0.004 U	0.004 U
Cadmium	0.005 U	0.005 U	0.005 U	0.005 U	0.005 U	0.005 U	0.005 U	--	--	0.005 U	**0.00082 B**	0.005 U	0.005 U
Calcium metal	**9.66**	**9.1**	**8.2**	**8.6**	**7.8**	**8.1**	**8.9**	--	--	**8.3**	**7.9**	**9.6**	**9.2**
Chromium	0.01 U	0.01 U	0.01 U	0.01 U	0.01 U	0.01 U	**0.02**	--	--	0.01 U	0.01 U	**0.0021 B**	0.01 U
Cobalt	0.01 U	0.01 U	0.01 U	0.01 U	0.01 U	0.01 U	**0.0027 B**	--	--	0.01 U	0.01 U	0.01 U	0.01 U
Copper	0.02 U	0.02 U	0.02 U	0.02 U	0.02 U	**0.0045 B**	**0.017 B**	--	--	0.02 U	**0.0011 B**	**0.0041 B**	**0.0035 B**
Cyanide	0.01 U	0.01 U	0.01 U	0.01 U	0.015 U	0.01 U	0.01 U	--	--	0.01 U	0.01 U	0.01 U	0.01 U
Lead	0.005 U	**0.021**	**0.018**	0.005 U	0.005 U	0.005 U	**0.009**	--	--	0.005 U	0.005 U	**0.0016 B**	0.005 U
Magnesium	**6.47**	**6.8**	**5.9**	**6**	**6.5**	**6**	**7**	--	--	**6.1**	**5.6**	**6.9**	**6.6**
Mercury	0.0002 U	0.0002 U	0.0002 U	0.0002 U	0.0002 U	0.0002 U	0.0002 U	--	--	0.0002 U	0.0002 U	0.00020 U	0.00020 U
Nickel	0.04 U	0.04 U	0.04 U	0.04 U	0.04 U	0.04 U	**0.0083 B**	--	--	0.04 U	0.04 U	0.04 U	0.04 U
Potassium	**2.51**	**2.6**	**2.3**	**2.1**	**2**	**2.2**	**2.8**	--	--	**2.1**	**2.0**	**2.2**	**2.1**
Selenium	0.01 U	0.01 U	0.01 U	0.01 U	0.01 U	0.01 U	**0.0056 B**	--	--	0.01 U	0.01 U	0.01 U	0.01 U
Sodium	**21.8**	**20**	**17**	**17**	**18**	**18**	**17**	--	--	**18**	**17**	**20**	**19**
Thallium	0.001 U	0.002 U	0.002 U	0.001 U	0.002 U	0.002 U	0.002 UWN	--	--	0.002 U	0.002 U	0.002 U	0.002 U
Vanadium (fume or dust)	0.01 U	**0.021**	0.01 U	0.01 U	0.01 U	**0.0026 B**	**0.053**	--	--	**0.0025 B**	0.01 U	**0.0045 B**	**0.0029 B**
Zinc	**0.0232**	**0.056**	**0.05**	**0.039**	**0.06**	**0.033**	**0.035**	--	--	**0.041**	**0.012 B**	**0.013 B**	**0.011 B**

Notes:
* - Not a HSRA regulated compound
ISCO - *in-situ* chemical oxidation
RRS - Risk Reduction Standard

Data Qualifier Defintions:
-- - Not analyzed
B (Inorganics) - Estimated analyte concentration
D - Analyte concentration reported from secondary dilution
DB - Analyte concentration reported from secondary dilution; analyte detected in method blank
H - Holding time exceeded for sample
J - Estimated analyte concentration
JB (Organic) - Estimated analyte concentration; analyte detected in method blank
Bold = Exceeds the laboratory detection limit
Bold and shaded - Analyte concentration exceeds the Type 1 RRS
JM (Organic) - Estimated analyte concentration; spike sample recovery outside control limits
M (Organic) - Spike sample recovery outside control limits
N - Spike sample recovery outside of control limits
R - Sample data results rejected due to deficiencies in the ability to meet quality control standards
< - Analyte not detected at referenced detection limit
U - Analyte not detected at referenced detection limit
UJ - Analyte not detected; low method bias and/or matrix interference
UN - Analyte not detected; spiked sample recovery outside of control limits
UR - Analyte not detected; data rejected
UWN - Analyte not detected; post digestion spike and spike sample recovery outside control limits

Appendix E-1
Summary of Historical Groundwater Sampling Data - Alluvium, Galliard, and Saprolite Monitoring Wells
January 2001 through July 2018
Atlanta Gas Light Company
Former Manufactured Gas Plant Site
Augusta, Georgia

Chemical Name	Type 1 Risk Reduction Standard	Location ID	MW-408S	MW-408S	MW-408S	MW-408S	MW-408S	MW-408S	MW-408S	MW-408S	MW-408S	MW-408S	MW-408S	MW-408S	MW-408S	MW-408S	MW-408S	MW-408S	MW-408S	MW-408S	MW-408S	MW-408S	MW-408S	MW-408S	MW-408S	MW-408S	MW-408S	MW-408S	MW-408S	MW-408S	MW-408S	MW-408S	MW-408S	MW-408S	MW-408S
		Sample Date	7/19/2018	1/25/2018	7/26/2017	1/26/2017	7/28/2016	1/21/2016	7/29/2015	1/15/2015	7/16/2014	1/9/2014	7/10/2013	1/8/2013	7/25/2012	1/18/2012	7/5/2011	1/20/2011	7/14/2010	1/12/2010	1/21/2009	1/21/2009 DUP	7/16/2008	1/8/2008	7/10/2007	7/13/2006	7/13/2006 DUP	1/15/2006	1/15/2006 DUP	7/20/2005	2/7/2005	7/13/2004	1/24/2004	7/19/2003	1/16/2003	7/11/2002
		Unit	Post-ISCO																														Pre-ISCO			
Field Parameters																																				
Conductivity	*	mS/cm	0.986	1.038	0.95	1.165	1.522	1.071	1517	1.6	1.541	1.241	1.299	1.059	0.797	0.662	1.509	1.51	1.492	1.676	0.3	1.214	1.235	1.210	0.991	1.112	1.112	--	--	--	--	--	--	--	--	--
Dissolved Oxygen (YSI)	*	mg/L	0.17	0.14	0.08	0.24	0.1	0.18	0.95	0.71	0.12	0.23	1.14	0.51	0.51	0.43	0.19	6.67	5.75	0.73	6.51	0.3	0.49	0.30	1.18	0.3	0.3	--	--	--	--	--	--	--	--	--
Oxidation Reduction Potential	*	mV	-93.1	-87.4	-107.3	-105.5	-90	-93.2	-125.2	-153.6	-119.4	-121.7	9.5	-97.5	-76.9	-40.0	-106.9	-105.1	-106.4	-83.7	-106	-106	-125.7	-103.4	-95.3	-104.4	-104.4	--	--	--	--	--	--	--	--	--
pH	*	SU	6.66	6.55	6.65	6.77	6.73	6.62	6.37	7.36	6.46	6.92	6.83	6.62	6.64	6.19	6.32	1.321	6.41	7.48	1.214	6.51	6.44	6.49	6.60	6.58	6.58	--	--	--	--	--	--	--	--	--
Temperature	*	Celsius	24.53	19.22	25.42	20.52	23.88	20.03	26	11.8	22.64	18.55	24.01	17.52	26.40	19.97	23.54	18.65	23.94	20.21	18.13	18.13	23.87	20.65	22.57	23.37	23.37	--	--	--	--	--	--	--	--	--
Turbidity	*	NTU	3.75	9.68	6.97	3.07	2.82	2.17	9.64	22.1	9.92	3.72	1.11	1.72	2.84	8.8	9.62	14.0	102.8	1.28	3	3	6.24	1.80	7.28	4.33	4.33	--	--	--	--	--	--	--	--	--
Monitored Natural Attenuation Parameters																																				
Carbon Dioxide	*	µg/L	--	--	--	--	--	--	--	--	--	--	--	--	--	--	--	--	--	--	--	--	--	--	--	--	--	--	--	--	--	--	--	--	--	--
Iron	*	mg/L	--	--	--	--	--	--	--	--	--	--	--	--	--	--	--	--	--	--	--	--	--	--	--	--	--	19.8	19.6	18.3	98	22	32	19	35	28
Iron, as Ferrous (Fe+2)	*	mg/L	--	--	--	--	--	--	--	--	--	--	--	--	--	--	--	--	--	--	--	--	--	--	--	--	--	--	--	--	--	--	--	--	--	--
Manganese, Total	*	mg/L	--	--	--	--	--	--	--	--	--	--	--	--	--	--	--	--	--	--	--	--	--	--	--	--	--	0.711	0.606	0.638	1.6	0.62	0.66	0.52	0.70	0.72
Manganese, Dissolved	*	mg/L	--	--	--	--	--	--	--	--	--	--	--	--	--	--	--	--	--	--	--	--	--	--	--	--	--	--	--	--	--	--	--	--	--	--
Methane	*	µg/L	--	--	--	--	--	--	--	--	--	--	--	--	--	--	--	--	--	--	--	--	--	--	--	--	--	--	--	--	--	--	--	--	--	--
Nitrate	*	mg/L	--	--	--	--	--	--	--	--	--	--	--	--	--	--	--	--	--	--	--	--	--	--	--	--	--	--	--	--	--	--	--	--	--	--
Nitrogen	*	mg/L	--	--	--	--	--	--	--	--	--	--	--	--	--	--	--	--	--	--	--	--	--	--	--	--	--	--	--	--	--	--	--	--	--	--
Nitrogen, ammonia (as N)	*	mg/L	--	--	--	--	--	--	--	--	--	--	--	--	--	--	--	--	--	--	--	--	--	--	--	--	--	--	--	--	--	--	--	--	--	--
Oxygen	*	mg/L	--	--	--	--	--	--	--	--	--	--	--	--	--	--	--	--	--	--	--	--	--	--	--	--	--	--	--	--	--	--	--	--	--	--
Sulfate	*	mg/L	--	--	--	--	--	--	--	--	--	--	--	--	--	--	--	--	--	--	--	--	--	--	--	--	--	--	--	--	--	--	--	--	--	--
Sulfide	*	mg/L	--	--	--	--	--	--	--	--	--	--	--	--	--	--	--	--	--	--	--	--	--	--	--	--	--	--	--	--	--	--	--	--	--	--
Volatile Organic Compounds																																				
Acetone	4,000	µg/L	< 50	< 50	< 50	< 50	< 50	< 50	< 50	< 50	< 50	< 50	< 50	< 100	< 100	< 5.0	**5.9 J**	< 5.0	**14 J**	< 100	< 100	< 100	< 100	< 50	< 50	50 R	50 R	0.2 U	0.2 U	0.2 U	0.2 U	0.2 U	0.2 U	10 U	10 U	10 U
Benzene	5	µg/L	< 5.0	< 5.0	< 5.0	< 5.0	< 5.0	< 5.0	< 5.0	< 5.0	< 5.0	< 5.0	< 5.0	< 5.0	< 5.0	< 0.25	< 0.25	< 0.25	< 5.0	< 5.0	< 5.0	< 5.0	< 5.0	< 5.0	< 5.0	5 U	5 U	10 U	10 U	25 U	25 U	25 U	25 U	25 U	25 U	25 U
Carbon Disulfide	4,000	µg/L	< 5.0	< 5.0	< 5.0	< 5.0	< 5.0	< 5.0	< 5.0	< 5.0	< 5.0	< 5.0	< 5.0	< 5.0	< 5.0	< 0.60	< 0.60	< 0.60	< 5.0	< 5.0	< 5.0	< 5.0	< 5.0	< 5.0	< 5.0	5 U	5 U	10 U	10 U	10 U	10 U	10 U	10 U	10 U	10 U	10 U
Ethylbenzene	700	µg/L	< 5.0	< 5.0	< 5.0	< 5.0	< 5.0	< 5.0	< 5.0	< 5.0	< 5.0	< 5.0	< 5.0	< 5.0	< 5.0	**0.13 J**	< 0.11	< 0.11	< 5.0	< 5.0	< 5.0	< 5.0	< 5.0	< 5.0	< 5.0	5 U	5 U	10 U	10 U	5.0 U	5.0 U	5.0 U	5.0 U	5.0 U	5.0 U	**0.45 J**
Methylene Chloride	5	µg/L	< 5.0	< 5.0	< 5.0	< 5.0	< 5.0	< 5.0	< 5.0	< 5.0	< 5.0	< 5.0	< 5.0	< 5.0	< 5.0	< 1.0	**3.4 JB**	< 1.0	< 5.0	< 5.0	< 5.0	< 5.0	< 5.0	< 5.0	< 5.0	5 U	5 U	10 U	10 U	10 U	10 U	10 U	10 U	10 U	10 U	10 U
Toluene	1,000	µg/L	< 5.0	< 5.0	< 5.0	< 5.0	< 5.0	< 5.0	< 5.0	< 5.0	< 5.0	< 5.0	< 5.0	< 5.0	< 5.0	< 0.33	< 0.33	**0.90 J**	< 5.0	< 5.0	< 5.0	< 5.0	< 5.0	< 5.0	< 5.0	5 U	5 U	10 U	10 U	10 U	10 U	10 U	10 U	10 U	10 U	10 U
Trichloroethylene	5	µg/L	< 5.0	< 5.0	< 5.0	< 5.0	< 5.0	< 5.0	< 5.0	< 5.0	< 5.0	< 5.0	< 5.0	< 5.0	< 5.0	< 0.13	< 0.13	< 0.13	< 5.0	< 5.0	< 5.0	< 5.0	< 5.0	< 5.0	< 5.0	5 U	5 U	10 U	10 U	10 U	10 U	10 U	10 U	10 U	10 U	10 U
Xylenes, total	2,000	µg/L	< 5.0	< 5.0	< 5.0	< 5.0	< 5.0	< 5.0	< 5.0	< 5.0	< 5.0	< 5.0	< 5.0	< 5.0	< 5.0	**3.6 J**	< 0.20	< 0.20	< 5.0	< 5.0	< 5.0	< 5.0	< 5.0	< 5.0	< 5.0	5 U	5 U	10 U	10 U	10 U	10 U	10 U	10 U	10 U	10 U	10 U
Semivolatile Organic Compounds																																				
2-Methylnaphthalene	*	µg/L	--	--	--	--	--	--	--		--										--	--				--	--	0.02 U	0.02 U	0.02 U	**0.34**	0.02 U	**0.033**	**0.02**	**0.034**	0.02 U
Acenaphthene	2,000	µg/L	< 0.5	< 0.5	< 0.5	< 0.5	< 0.5	< 0.5	< 0.5	< 0.50	< 0.50	< 0.50	< 0.50	< 0.19	< 0.19	**65**	< 0.10	< 0.096	< 0.19	< 0.19	**0.086 J**	**0.089 J**	< 0.19	< 10	< 10	10 U	10 U	0.2 U	0.2 U	0.2 U	0.2 U	0.2 U	0.2 U	10 U	10 U	10 U
Acenaphthylene	10	µg/L	< 1.0	< 1.0	< 1.0	< 1.0	< 1.0	< 1.0	< 1.0	< 1.0	< 1.0	< 1.0	< 1.0	< 0.19	< 0.19	< 0.11	< 0.10	< 0.096	< 0.19	< 0.19	**0.031 J**	**0.031 J**	< 0.19	< 10	< 10	10 U	10 U	0.2 U	0.2 U	0.2 U	0.2 U	0.2 U	0.2 U	10 U	10 U	10 U
Anthracene	10	µg/L	< 0.05	< 0.05	< 0.05	< 0.05	< 0.05	< 0.05	< 0.05	< 0.050	**0.051**	< 0.050	< 0.050	< 0.19	< 0.19	**0.90**	< 0.10	< 0.096	< 0.19	< 0.19	< 0.19	< 0.19	< 0.19	< 10	< 10	10 U	10 U	0.2 U	0.2 U	0.2 U	0.2 U	0.2 U	0.2 U	10 U	10 U	10 U
Benz(a)anthracene	0.1	µg/L	< 0.05	< 0.05	< 0.05	< 0.05	< 0.05	< 0.05	< 0.05	< 0.050	< 0.050	< 0.050	**0.050**	< 0.19	< 0.19	< 0.11	< 0.10	< 0.096	< 0.19	< 0.19	< 0.19	< 0.19	< 0.19	<0.050	<0.050	0.05 U	0.05 U	0.2 U	0.2 U	0.2 U	0.2 U	0.2 U	0.2 U	10 U	10 U	10 U
Benzo(a)pyrene	0.2	µg/L	< 0.05	< 0.05	< 0.05	< 0.05	< 0.05	< 0.05	< 0.05	< 0.050	< 0.050	< 0.050	**0.055**	< 0.19	< 0.19	< 0.11	< 0.10	< 0.096	< 0.19	< 0.19	< 0.19	< 0.19	< 0.19	<0.050	<0.050	0.05 U	0.05 U	0.2 U	0.2 U	0.2 U	0.2 U	0.2 U	0.2 U	10 U	10 U	10 U
Benzo(b)fluoranthene	0.2	µg/L	< 0.1	< 0.1	< 0.1	< 0.1	< 0.1	< 0.1	< 0.1	< 0.10	< 0.10	< 0.10	< 0.10	< 0.19	< 0.19	< 0.11	< 0.10	< 0.096	< 0.19	< 0.19	< 0.19	< 0.19	< 0.19	<0.10	<0.10	0.1 U	0.1 U	0.2 U	0.2 U	0.2 U	0.2 U	0.2 U	0.2 U	10 U	10 U	10 U
Benzo(g,h,i)perylene	10	µg/L	< 0.1	< 0.1	< 0.1	< 0.1	< 0.1	< 0.1	< 0.1	< 0.10	< 0.10	< 0.10	< 0.10	< 0.19	< 0.19	< 0.11	< 0.10	< 0.096	< 0.19	< 0.19	< 0.19	< 0.19	< 0.19	< 10	< 10	10 U	10 U	0.2 U	0.2 U	0.2 U	0.2 U	0.2 U	0.2 U	10 U	10 U	10 U
Benzo(k)fluoranthene	10	µg/L	< 0.05	< 0.05	< 0.05	< 0.05	< 0.05	< 0.05	< 0.05	< 0.050	< 0.050	< 0.050	**0.057**	< 0.19	< 0.19	< 0.11	< 0.10	< 0.096	< 0.19	< 0.19	< 0.19	< 0.19	< 0.19	< 10	< 10	10 U	10 U	0.2 U	0.2 U	0.2 U	0.2 U	0.2 U	0.2 U	10 U	10 U	10 U
Chrysene	0.2	µg/L	< 0.05	< 0.05	< 0.05	< 0.05	< 0.05	< 0.05	< 0.05	< 0.050	< 0.050	< 0.050	< 0.050	< 0.19	< 0.19	< 0.048	< 0.046	< 0.043	< 0.19	< 0.19	< 0.19	< 0.19	< 0.19	<0.050	<0.050	0.05 U	0.05 U	0.2 U	0.2 U	0.2 U	0.2 U	0.2 U	0.2 U	10 U	10 U	10 U
Dibenzo(a,h)anthracene	0.3	µg/L	< 0.1	< 0.1	< 0.1	< 0.1	< 0.1	< 0.1	< 0.1	< 0.10	< 0.10	< 0.10	< 0.10	< 0.19	< 0.19	< 0.11	< 0.10	< 0.096	< 0.19	< 0.19	< 0.19	< 0.19	< 0.19	<0.10	<0.10	0.1 U	0.1 U	0.2 U	0.2 U	0.2 U	0.2 U	0.2 U	0.2 U	10 U	10 U	10 U
Dibenzofuran	1	µg/L	--	--	< 0.1	--	--	--	--	--	--	--	--	--	--	--	--	--	--	--	--	--	--	--	--	--	--	0.2 U	0.2 U	0.2 U	0.2 U	0.2 U	0.2 U	10 U	10 U	10 U
Fluoranthene	1,000	µg/L	< 0.1	< 0.1	< 0.1	< 0.1	< 0.1	< 0.1	< 0.1	**0.26**	< 0.10	< 0.10	< 0.10	< 0.19	< 0.19	**0.30**	< 0.10	< 0.096	< 0.19	< 0.19	< 0.19	< 0.19	< 0.19	< 10	< 10	10 U	10 U	1.0 U	0.2 U	0.2 U	0.2 U	0.2 U	0.2 U	10 U	10 U	10 U
Fluorene	1,000	µg/L	< 0.1	< 0.1	< 0.1	< 0.1	< 0.1	< 0.1	< 0.1	**0.40**	< 0.10	< 0.10	< 0.10	< 0.19	< 0.19	**3.3**	< 0.10	< 0.096	< 0.19	< 0.19	< 0.19	< 0.19	< 0.19	< 10	< 10	10 U	10 U	0.2 U	0.2 U	0.2 U	0.2 U	0.2 U	0.2 U	10 U	10 U	10 U
Indeno(1,2,3-cd)pyrene	0.4	µg/L	< 0.05	< 0.05	< 0.05	< 0.05	< 0.05	< 0.05	< 0.05	< 0.050	< 0.050	< 0.050	**0.059**	< 0.19	< 0.19	< 0.11	< 0.10	< 0.096	< 0.19	< 0.19	< 0.19	< 0.19	< 0.19	<0.050	<0.050	0.05 U	0.05 U	0.2 U	0.2 U	0.2 U	0.2 U	0.2 U	0.2 U	10 U	10 U	10 U
Naphthalene	20	µg/L	< 0.5	< 0.5	< 0.5	< 0.5	< 0.5 UJ	< 0.5	**1.2**	< 0.50	**44**	< 0.50	< 0.50	< 0.19	**3.6**	**0.59**	< 0.10	**0.12 J**	< 0.19	**0.35**	**1.3**	**1.4**	< 0.19	< 10	< 10	10 U	10 U	0.2 U	0.2 U	0.2 U	0.2 U	0.2 U	0.2 U	10 U	10 U	10 U
Phenanthrene	10	µg/L	< 0.05	< 0.05	< 0.05	< 0.05	< 0.05	< 0.05	< 0.05	<0.050	**0.088**	< 0.050	< 0.050	< 0.19	< 0.19	**5.8**	< 0.10	< 0.096 *	< 0.19	< 0.19	< 0.19	< 0.19	< 0.19	< 10	< 10	10 U	10 U	0.2 U	0.2 U	0.2 U	0.2 U	0.2 U	0.2 U	10 U	10 U	10 U
Pyrene	1,000	µg/L	< 0.05	< 0.05	< 0.05	< 0.05	< 0.05	< 0.05	< 0.05	**0.096**	< 0.050	< 0.050	< 0.050	< 0.19	< 0.19	**0.23**	< 0.10	< 0.096	< 0.19	< 0.19	< 0.19	< 0.19	< 0.19	< 10	< 10	10 U	10 U	0.2 U	0.2 U	0.2 U	0.2 U	0.2 U	0.2 U	10 U	10 U	10 U
Inorganic Compounds																																				
Aluminum (fume or dust)	*	mg/L	--	--	--	--	--	--	--	--	--	--	--	--	--	--	--	--	--	--	--	--	--	--	--	--	--	**2.29**	**2.2**	**1.1**	**120**	**3.8**	**12**	**0.7**	**12**	**0.032 B**
Antimony	0.01	mg/L	< 0.006	< 0.006	< 0.006	< 0.006	< 0.006	< 0.006	< 0.02	< 0.0200	< 0.0200	< 0.0200	< 0.0200	< 0.020	< 0.020	< 0.0053	< 0.0053	< 0.0053	< 0.020	< 0.020	< 0.020	< 0.020	< 0.020	< 0.0200	< 0.020	0.02 U	0.02 U	0.01 U	0.01 U	0.006 U	0.02 U	0.006 U	0.02 U	0.02 U	0.020 U	0.02 U
Arsenic	0.05	mg/L	< 0.05	**0.0651**	**0.111**	**0.148**	< 0.05	**0.253**	< 0.05	**0.222**	**0.143**	**0.210**	< 0.0500	**0.39**	**0.21**	< 0.0046	**0.031**	**0.018 J**	**0.017 JB**	**0.22**	**0.043**	**0.043**	**0.041**	**0.0509**	**0.0439**	**0.126**	**0.123**	**0.0697**	**0.0723**	**0.142**	**0.069**	**0.056**	**0.058**	**0.02**	**0.079**	**0.044**
Barium	2	mg/L	**0.456**	**0.441**	**0.311**	**0.33**	**0.645**	**0.517**	**0.599**	**0.444**	**0.451**	**0.289**	**0.201**	**0.38**	**0.45**	**0.54**	**0.62**	**0.60**	**0.55**	**0.58**	**0.44**	**0.45**	**0.35**	**0.341**	**0.302**	**0.447**	**0.438**	**0.467**	**0.453**	**0.397**	**1.7**	**0.56**	**0.58**	**0.44**	**0.72**	**0.58**
Beryllium	0.004	mg/L	< 0.004	< 0.004	< 0.004	< 0.004	< 0.004	< 0.004	< 0.01	< 0.0100	< 0.0100	< 0.0100	< 0.0100	< 0.0040	< 0.0040	< 0.00020	< 0.00020	**0.00030 JB**	< 0.0040	< 0.0040	< 0.0040	< 0.0040	< 0.0040	< 0.0100	< 0.010	0.01 U	0.01 U	0.005 U	0.005 U	0.004 U	**0.0054**	0.004 U	0.004 U	0.004 U	**0.00073 B**	0.004 U
Cadmium	0.005	mg/L	< 0.005	< 0.005	< 0.005	< 0.005	< 0.005	< 0.005	< 0.005	< 0.0050	< 0.0050	< 0.0050	< 0.0050	< 0.0050	< 0.0050	< 0.0020	< 0.0020	< 0.0020	< 0.0050	< 0.0050	< 0.0050	< 0.0050	< 0.0050	< 0.0050	< 0.0050	0.005 U	0.005 U	0.002 U	0.002 U	0.005 U	0.005 U	0.005 U	0.005 U	0.005 U	0.0050 U	0.005 U
Calcium metal	*	mg/L	--	--	--	--	--	--	--	--	--	--	--	--	--	--	--	--	--	--	--	--	--	--	--	--	--	**71.7**	**75.6**	**89.2**	**89**	**79**	**80**	**78**	**88**	**79**
Chromium	0.1	mg/L	< 0.01	< 0.01	< 0.01	< 0.01	< 0.01	< 0.01	< 0.01	< 0.0100	< 0.0100	< 0.0100	< 0.0100	< 0.010	< 0.010	< 0.0012	< 0.0012	**0.0015 J**	**0.0012 J**	< 0.010	< 0.010	< 0.010	< 0.010	< 0.0100	< 0.010	0.01 U	0.01 U	0.005 U	0.005 U	0.01 U	**0.14**	0.01 U	**0.013**	0.01 U	**0.013**	0.01 U
Cobalt	*	mg/L	--	--	--	--	--	--	--	--	--	--	--	--	--	--	--	--	--	--	--	--	--	--	--	--	--	0.007 U	0.007 U	0.01 U	**0.035**	0.01 U	0.01 U	0.01 U	**0.0032 B**	0.01 U
Copper	1.3	mg/L	< 0.01	< 0.01	< 0.01	< 0.01	< 0.01	< 0.01	< 0.01	< 0.0100	< 0.0100	< 0.0100	< 0.0100	< 0.020	< 0.020	< 0.0019	< 0.0019	**0.0028 JB**	< 0.020	< 0.020	< 0.020	< 0.020	< 0.020	< 0.0100	< 0.010	0.01 U	0.01 U	0.025 U	0.025 U	0.02 U	**0.11**	0.02 U	0.02 U	0.02 U	**0.014 B**	**0.0011 B**
Cyanide	0.2	mg/L	< 0.01	< 0.01	< 0.01	< 0.01	< 0.01	< 0.01	< 0.01	< 0.010	< 0.010	< 0.010	< 0.010	< 0.010	< 0.010	< 0.0050	**0.013**	< 0.0050	< 0.010	< 0.010	< 0.010	< 0.010	**0.0051 J**	< 0.010	< 0.010	0.01 U	0.01 U	--	--	0.01 U	0.01 U	0.01 U	0.01 U	0.015 U	0.010 U	0.01 U
Lead	0.015	mg/L	< 0.01	< 0.01	< 0.01	< 0.01	< 0.01	< 0.01	< 0.01	< 0.0100	< 0.0100	< 0.0100	< 0.0100	< 0.010	< 0.010	< 0.0040	< 0.0040	< 0.0040	< 0.010	< 0.010	< 0.0050	< 0.0050	< 0.0050	< 0.0100	< 0.010	0.01 U	0.01 U	**0.0041**	**0.0057**	0.005 U	**0.23**	**0.0063**	**0.034**	0.005 U	**0.032**	0.005 U
Magnesium	*	mg/L	--	--	--	--	--	--	--	--	--	--	--	--	--	--	--	--	--	--	--	--	--	--	--	--	--	**71.9**	**78**	**77.5**	**89**	**82**	**83**	**79**	**97**	**91**
Mercury	0.002	mg/L	< 0.0002	< 0.0002	< 0.0002	< 0.0002	< 0.0002	< 0.0002	< 0.0002	< 0.00020	< 0.00020	< 0.00020	< 0.00020	< 0.00020	< 0.00020	< 0.000091	< 0.000091	< 0.000091	< 0.00020	< 0.00020	< 0.00020	< 0.00020	< 0.00020	< 0.00020	< 0.00020	0.0002 U	0.0002 U	0.0002 U	0.0002 U	0.0002 U	**0.0013**	0.0002 U	0.0002 U	0.0002 U	**0.00016 B**	0.0002 U
Nickel	0.1	mg/L	< 0.02	< 0.02	< 0.02	< 0.02	< 0.02	< 0.02	< 0.02	< 0.0200	< 0.0200	< 0.0200	< 0.0200	< 0.040	< 0.040	**0.0025 J**	< 0.0023	< 0.0023	< 0.040	< 0.040	< 0.040	< 0.040	< 0.040	< 0.0200	< 0.020	0.02 U	0.02 U	0.04 U	0.04 U	0.04 U	**0.051**	0.04 U	0.04 U	0.04 U	**0.0058 B**	0.04 U
Potassium	*	mg/L	--	--	--	--	--	--	--	--	--	--	--	--	--	--	--	--	--	--	--	--	--	--	--	--	--	**22.8**	**23.3**	**20.5**	**27**	**25**	**26**	**29**	**28**	**27**
Selenium	0.05	mg/L	< 0.02	< 0.02	< 0.02	< 0.02	< 0.02	< 0.02	< 0.02	< 0.0200	< 0.0200	< 0.0200	< 0.0200	< 0.020	< 0.020	< 0.0064	< 0.0064	< 0.0064	< 0.010	< 0.010	< 0.010	< 0.010	< 0.010	< 0.0200	< 0.020	0.02 U	0.02 U	0.005 U	0.005 U	0.01 U	0.01 U	0.01 U	0.01 U	**0.01**	0.010 U	0.01 U
Sodium	*	mg/L	--	--	--	--	--	--	--	--	--	--	--	--	--	--	--	--	--	--	--	--	--	--	--	--	--	**69.5**	**70.5**	**59.1**	**60**	**86**	**86**	**70**	**100**	**100**
Thallium	0.002	mg/L	< 0.002	< 0.002	< 0.002	< 0.002	< 0.002	< 0.002	< 0.02	< 0.0200	< 0.0200	< 0.0200	< 0.0200	< 0.0010	< 0.0010	< 0.00025	< 0.00025	< 0.00025	< 0.0010	< 0.0010	< 0.0010	< 0.0010	< 0.0010	< 1.00	< 1.00	0.001 U	0.001 U	0.001 U	0.001 U	0.001 U	0.002 U	0.001 U	0.001 U	0.002 U	0.0020 UWN	0.004 UN
Vanadium (fume or dust)	0.2	mg/L	< 0.01	< 0.01	< 0.01	< 0.01	< 0.01	< 0.01	< 0.01	< 0.0100	< 0.0100	< 0.0100	< 0.0100	< 0.010	< 0.010	< 0.0024	< 0.0024	< 0.0024	< 0.010	< 0.010	< 0.010	< 0.010	< 0.010	0.01 U	0.01 U	**0.0075**	**0.0088**	0.01 U	**0.22**	**0.012**	**0.025**	0.01 U	**0.026**	**0.0034 B**	--	--
Zinc	2	mg/L	< 0.02	< 0.02	< 0.02	< 0.02	< 0.02	< 0.02	< 0.02	< 0.0200	< 0.0200	< 0.0200	< 0.0200	< 0.020	< 0.020	**0.069**	< 0.0087	< 0.0087	< 0.020	< 0.020	< 0.020	< 0.020	< 0.020	0.02 U	0.02 U	0.002 U	0.002 U	0.002 U	0.002 U	0.002 U	0.002 U	0.002 U	0.002 U	0.002 U	--	--

Notes:
* - Not a HSRA regulated compound
ISCO - *in-situ* chemical oxidation
RRS - Risk Reduction Standard

Data Qualifier Defintions:
-- - Not analyzed
B (Inorganics) - Estimated analyte concentration
D - Analyte concentration reported from secondary dilution
DB - Analyte concentration reported from secondary dilution; analyte detected in method blank
H - Holding time exceeded for sample
J - Estimated analyte concentration
JB (Organic) - Estimated analyte concentration; analyte detected in method blank
Bold = Exceeds the laboratory detection limit
Bold and shaded - Analyte concentration exceeds the Type 1 RRS
JM (Organic) - Estimated analyte concentration; spike sample recovery outside control limits
M (Organic) - Spike sample recovery outside control limits
N - Spike sample recovery outside of control limits
R - Sample data results rejected due to deficiencies in the ability to meet quality control standards
< - Analyte not detected at referenced detection limit
U - Analyte not detected at referenced detection limit
UJ - Analyte not detected; low method bias and/or matrix interference
UN - Analyte not detected; spiked sample recovery outside of control limits
UR - Analyte not detected; data rejected
UWN - Analyte not detected; post digestion spike and spike sample recovery outside control limits

Appendix E-1
Summary of Historical Groundwater Sampling Data - Alluvium, Galliard, and Saprolite Monitoring Wells
January 2001 through July 2018
Atlanta Gas Light Company
Former Manufactured Gas Plant Site
Augusta, Georgia

Chemical Name	Type 1 Risk Reduction Standard	Location ID	MW-408D	MW-408D	MW-408D	MW-408D	MW-408D	MW-408D	MW-408D	MW-408D	MW-408D	MW-408D	MW-408D	MW-408D	MW-408D	MW-408D	MW-408D	MW-408D	MW-408D	MW-408D	MW-408D	MW-408D	MW-408D	MW-408D	MW-408D	MW-408D
		Sample Date	7/14/2010	1/5/2010	7/22/2009	1/15/2009	7/16/2008	1/8/2008	7/10/2007	2/13/2007	2/13/2007 DUP	7/13/2006	7/13/2006 DUP	1/15/2006	7/20/2005	2/7/2005	7/13/2004	1/24/2004	7/19/2003	1/16/2003	7/12/2002	1/15/2002	1/15/2002	7/17/2001	1/17/2001	1/17/2001 DUP
		Unit	Post-ISCO												Pre-ISCO											
Field Parameters																										
Conductivity	*	mS/cm	0.784	0.640	0.841	0.230	0.838	0.928	0.785	0.822	0.822	0.718	0.718	--	--	--	--	--	--	--	--	--	--	--	--	--
Dissolved Oxygen (YSI)	*	mg/L	2.61	2.07	2.11	6.26	0.37	0.31	0.68	0.52	0.52	0.7	0.7	--	--	--	--	--	--	--	--	--	--	--	--	--
Oxidation Reduction Potential	*	mV	-65.2	-19.3	-60.6	-74.2	-67	-89.8	-70.3	-71.4	-71.4	-65.8	-65.8	--	--	--	--	--	--	--	--	--	--	--	--	--
pH	*	SU	6.48	5.94	6.49	0.772	6.33	6.47	6.42	6.59	6.59	6.41	6.41	--	--	--	--	--	--	--	--	--	--	--	--	--
Temperature	*	Celsius	24.1	16.76	25.75	18.39	23.05	19.70	21.75	19.19	19.19	22.77	22.77	--	--	--	--	--	--	--	--	--	--	--	--	--
Turbidity	*	NTU	21.7	8.91	4.81	8.3	9.68	1.35	6.25	1.63	1.63	3.13	3.13	--	--	--	--	--	--	--	--	--	--	--	--	--
Monitored Natural Attenuation Parameters																										
Carbon Dioxide	*	µg/L	660 JB	540	590 *	510	580	< 1,000	< 1,000	--	--	410	420	--	--	--	--	--	--	--	--	--	--	--	--	--
Iron	*	mg/L	--	--	--	--	--	--	--	--	--	37.9	36.1	38.2	36.2	36	35	33	35	37	54	57 N	58 N	45	41	40
Iron, as Ferrous (Fe+2)	*	mg/L	15 HF	26 HF	25 HF	13 HF	26	39.6	38.7	36.5	37.4	36.8	37	--	--	--	--	--	--	--	--	--	--	--	--	--
Manganese, Total	*	mg/L	--	--	--	--	--	--	--	--	--	4.42	4.36	4.4	4.15	4.5	4.7	4.7	4.2	4.8	4.6	4.8	4.8	4.4	4.8	4.8
Manganese, Dissolved	*	mg/L	--	--	--	--	--	--	--	--	--	3.65 J	3.58 J	--	--	--	--	--	--	--	--	--	--	--	--	--
Methane	*	µg/L	1,600	1,900	2,200	2,200	600	2,100	2,000	2,000	1,800	1,700	1,700	--	--	--	--	--	--	--	--	--	--	--	--	--
Nitrate	*	mg/L	< 1.1	< 1.1	< 1.1	< 0.050	< 0.50	< 0.25	< 0.25	< 0.25	< 0.25	0.25 U	0.25 U	--	--	--	--	--	--	--	--	--	--	--	--	--
Nitrogen	*	mg/L	--	--	--	--	--	--	--	--	--	18	18	--	--	--	--	--	--	--	--	--	--	--	--	--
Nitrogen, ammonia (as N)	*	mg/L	--	--	--	--	--	--	--	--	--	0.74	0.74	--	--	--	--	--	--	--	--	--	--	--	--	--
Oxygen	*	mg/L	1.3	1.3	1.1	1.3	1.6	2.1	1.9	1.5	2.6	1.2	1.1	--	--	--	--	--	--	--	--	--	--	--	--	--
Sulfate	*	mg/L	< 5.0	< 5.0	< 5.0	< 5.0	< 5.0	< 1.0	< 1.0	< 1	< 1	1 U	1 U	--	--	--	--	--	--	--	--	--	--	--	--	--
Sulfide	*	mg/L	--	--	--	--	--	--	--	--	--	2 U	2 U	--	--	--	--	--	--	--	--	--	--	--	--	--
Volatile Organic Compounds																										
Acetone	4,000	µg/L	**8.1 J**	< 100	< 100	< 100	< 100	< 50	< 50	< 50 R	< 50	50 R	50 R	10 U	25 U	25 U	25 U	25 U	25 U	25 U	25 U	25 U	25 U	25 U	25 U	25 U
Benzene	5	µg/L	< 5.0	< 5.0	< 5.0	**0.47 J**	< 5.0	< 5.0	< 5	< 5	< 5	5 U	5 U	**1.8**	**4.2**	**13**	**2.3**	**1.9**	**3.0**	**2.4**	**2.8**	**4.6**	**4.0**	**6.2**	**2.3**	**2.4**
Carbon Disulfide	4,000	µg/L	< 5.0	< 5.0	< 5.0	< 5.0	< 5.0	< 5.0	< 5	< 5	< 5	5 U	5 U	1.0 U	1.0 U	1.0 U	1.0 U	1.0 U	1.0 U	1.0 U	1.0 U	1.0 U	1.0 U	1.0 U	1.0 U	1.0 U
Methylene Chloride	5	µg/L	< 5.0	< 5.0	< 5.0	< 5.0	< 5.0	< 5.0	< 5	< 5 J	< 5	5 U	5 U	1.0 U	5.0 U	5.0 U	5.0 U	5.0 U	5.0 U	5.0 U	5.0 U	5.0 U	5.0 U	5.0 U	**0.48 JB**	**0.54 JB**
Ethylbenzene	700	µg/L	< 5.0	< 5.0	< 5.0	< 5.0	< 5.0	< 5.0	< 5	< 5	< 5	5 U	5 U	1.0 U	1.0 U	**8.6**	1.0 U	1.0 U	1.0 U	**0.2 J**	**2.7**	**9.3**	**8.3**	**12**	**1.1**	**1.7**
Toluene	1,000	µg/L	< 5.0	< 5.0	< 5.0	< 5.0	< 5.0	< 5.0	< 5	< 5	< 5	5 U	5 U	1.0 U	1.0 U	**1.1**	1.0 U	1.0 U	1.0 U	1.0 U	1.0 U	1.0 U	1.0 U	**3.9**	**0.32 J**	**0.35 J**
Trichloroethylene	5	µg/L	< 5.0	< 5.0	< 5.0	< 5.0	< 5.0	< 5.0	< 5	< 5	< 5	5 U	5 U	1.0 U	1.0 U	1.0 U	1.0 U	1.0 U	1.0 U	1.0 U	1.0 U	1.0 U	1.0 U	1.0 U	1.0 U	1.0 U
Xylenes, total	2,000	µg/L	**8.8**	**11**	**8.2**	**12**	**8.4**	**9.3**	< 5	**8.1**	**8.3**	5 U	5 U	**4.7**	**7.7**	**14**	**7.0**	**6.8**	**13**	**8.9**	**18**	**34**	**32**	**36**	**6.3**	**6.9**
Semivolatile Organic Compounds																										
2-Methylnaphthalene	*	µg/L	--	--	--	--	--	--	--	--	--	--	--	**26**	**27**	**36**	**26**	**26**	**30**	**37**	**12**	**60**	**59**	**38**	**25**	**24**
Acenaphthene	2,000	µg/L	**58**	**80**	**79**	**48**	**43**	**54**	**52**	**52**	**54**	**40**	**43**	**41**	**25**	**25**	**46**	**31**	**30**	**34**	**37**	**44**	**45**	**33**	**41**	**38**
Acenaphthylene	10	µg/L	**0.66**	< 1.9	< 0.21	< 3.8	< 0.19	< 10	< 10	< 10	< 10	10 U	10 U	2.0 U	2.0 U	0.8 U	1.0 U	2.0 U	10 U	10 U	10 U	**0.61 J**	10 U	**10**	10 U	10 U
Anthracene	10	µg/L	**1.6**	**2.4**	**2.8**	**1.5 J**	**2**	< 10	< 10	< 10	< 10	10 U	10 U	**1.7**	**1.1**	**0.84**	**1.3**	**1.2**	10 U	**1.2 J**	**0.97 J**	**0.96 J**	**1.4 J**	**0.79 J**	**1.2 J**	**1.4 J**
Benz(a)anthracene	0.1	µg/L	< 0.20	< 1.9	< 0.21	< 3.8	**0.053 J**	< 0.050	< 0.05	< 0.05	< 0.05	0.05 U	0.05 U	2.0 U	2.0 U	0.8 U	1.0 U	2.0 U	10 U	10 U	10 U	10 U	10 U	10 U	10 U	10 U
Benzo(a)pyrene	0.2	µg/L	< 0.20	< 1.9	< 0.21	< 3.8	**0.037 J**	< 0.050	< 0.05	< 0.05	< 0.05	0.05 U	0.05 U	2.0 U	2.0 U	0.8 U	1.0 U	2.0 U	10 U	10 U	10 U	10 U	10 U	10 U	10 U	10 U
Benzo(b)fluoranthene	0.2	µg/L	< 0.20	< 1.9	< 0.21	< 3.8	**0.1**	< 0.10	< 0.1	< 0.1	< 0.1	0.1 U	0.1 U	2.0 U	2.0 U	0.8 U	1.0 U	2.0 U	10 U	10 U	10 U	10 U	10 U	10 U	10 U	10 U
Benzo(g,h,i)perylene	10	µg/L	< 0.20	< 1.9	< 0.21	< 3.8	< 0.19	< 10	< 10	< 10	< 10	10 U	10 U	2.0 U	2.0 U	0.8 U	1.0 U	2.0 U	10 U	10 U	10 U	10 U	10 U	10 U	10 U	10 U
Benzo(k)fluoranthene	10	µg/L	< 0.20	< 1.9	< 0.21	< 3.8	< 0.19	< 10	< 10	< 10	< 10	10 U	10 U	2.0 U	2.0 U	0.8 U	1.0 U	2.0 U	10 U	10 U	10 U	10 U	10 U	10 U	10 U	10 U
Chrysene	0.2	µg/L	< 0.20	< 1.9	< 0.21	< 3.8	**0.064 J**	< 0.050	< 0.05	< 0.05	< 0.05	0.05 U	0.05 U	2.0 U	2.0 U	0.8 U	1.0 U	2.0 U	10 U	10 U	10 U	10 U	10 U	10 U	10 U	10 U
Dibenzo(a,h)anthracene	0.3	µg/L	< 0.20	< 1.9	< 0.21	< 3.8	< 0.19	< 0.10	< 0.1	< 0.1	< 0.1	0.1 U	0.1 U	2.0 U	2.0 U	0.8 U	1.0 U	2.0 U	10 U	10 U	10 U	10 U	10 U	10 U	10 U	10 U
Dibenzofuran	1	µg/L	--	--	--	--	--	--	--	--	--	--	--	**1.5**	**1.1**	0.8 U	1.0 U	**1.4**	10 U	**1.6 J**	**1.9 J**	**2.1 J**	**2.3 J**	**1.6 J**	**2.0 J**	**2.0 J**
Fluoranthene	1,000	µg/L	**0.57**	< 1.9	**0.82**	**0.44 J**	**0.72**	< 10	< 10	< 10	< 10	10 U	10 U	**0.57**	**0.37**	0.8 U	1.0 U	**0.4**	10 U	**0.41 J**	10 U	10 U	10 U	10 U	10 U	10 U
Fluorene	1,000	µg/L	**11**	**16**	**16**	**10**	**11**	**11**	**11**	**11**	**11**	10 U	10 U	**9.0**	**6.0**	**5.4**	**8.9**	**7.7**	10 U	**7.0 J**	**7.7 J**	**8.8 J**	**9.6 J**	**6.1 J**	**8.3 J**	**7.6 J**
Indeno(1,2,3-cd)pyrene	0.4	µg/L	< 0.20	< 1.9	< 0.21	< 3.8	**0.023 J**	< 0.050	< 0.05	< 0.05	< 0.05	0.05 U	0.05 U	2.0 U	2.0 U	0.8 U	1.0 U	2.0 U	10 U	10 U	10 U	10 U	10 U	10 U	10 U	10 U
Naphthalene	20	µg/L	**0.34**	< 1.9	< 0.21	**1.1 JB**	**0.31**	< 10	< 10	< 10	< 10	10 U	10 U	**1.0**	**7.3**	**52**	**1.7**	**4.2**	**15**	**15**	10 U	**41**	**39**	**33**	**5.8 J**	**5.4 J**
Phenanthrene	10	µg/L	**12**	**15**	**17**	**9.6**	**11**	**11**	**12**	**11**	**12**	10 U	10 U	**9.5**	**6.2**	**5**	**9.3**	**6.6**	10 U	**6.9 J**	**4.3 J**	**5.8 J**	**7.4 J**	**5.2 J**	**8.1 J**	**8.3 J**
Pyrene	1,000	µg/L	**0.5**	< 1.9	**0.84**	**0.52 J**	**0.64**	< 10	< 10	< 10	< 10	10 U	10 U	**0.56**	**0.36**	0.8 U	1.0 U	**0.37**	10 U	10 U	**0.57 J**	10 U	10 U	10 U	10 U	10 U
Inorganic Compounds																										
Aluminum (fume or dust)	*	mg/L	--	--	--	--	--	--	--	--	--	--	--	0.2 U	0.2 U	0.2 U	0.2 U	**0.32**	0.2 U	**0.056 B**	**10**	**11 N**	**11 N**	**4.9 N**	**1.6**	**1.1**
Antimony	0.01	mg/L	< 0.020	< 0.020	< 0.020	< 0.020	< 0.020	< 0.0200	< 0.02	< 0.02	< 0.02	0.02 U	0.02 U	0.01 U	0.006 U	0.02 U	0.006 U	0.02 U	0.02 U	0.020 U	0.02 U	0.020 U	0.020 U	0.02 U	**0.0062 B**	**0.0066 B**
Arsenic	0.05	mg/L	< 0.020	< 0.020	< 0.020	< 0.010	< 0.010	<0.0500	< 0.05	< 0.05	< 0.05	0.05 U	0.05 U	0.01 U	0.01 U	0.01 U	0.01 U	0.01 U	0.01 U	0.010 U	0.01 U	0.010 U	0.010 U	**0.0037 B**	0.01 U	0.01 U
Barium	2	mg/L	**0.64**	**0.62**	**0.64**	**0.66**	**0.63**	**0.627**	**0.628**	**0.667**	**0.671**	**0.696**	**0.687**	**0.684**	**0.628**	**0.7**	**0.74**	**0.72**	**0.6**	**0.72**	**0.72**	**0.76**	**0.77**	**0.68**	**0.69**	**0.7**
Beryllium	0.004	mg/L	**0.00023 J**	< 0.0040	< 0.0040	< 0.0040	< 0.0040	< 0.0100	< 0.010	< 0.010	< 0.010	0.01 U	0.01 U	0.005 U	0.004 U	0.004 U	0.004 U	0.004 U	0.004 U	0.0040 U	0.004 U	0.0040 U	0.0040 U	0.004 U	**0.0023 B**	**0.0017 B**
Cadmium	0.005	mg/L	< 0.0050	< 0.0050	< 0.0050	< 0.0050	< 0.0050	< 0.0050	< 0.005	< 0.005	< 0.005	0.005 U	0.005 U	0.002 U	0.005 U	0.005 U	0.005 U	0.005 U	0.005 U	0.0050 U	0.005 U	0.0050 U	0.0050 U	0.005 U	0.005 U	0.005 U
Calcium metal	*	mg/L	--	--	--	--	--	--	--	--	--	--	--	**55.2**	**54.1**	**53**	**56**	**61**	**50**	**56**	**53**	**52**	**53**	**50**	**53**	**52**
Chromium	0.1	mg/L	**0.0021 J**	< 0.010	< 0.010	**0.0013 J**	< 0.010	< 0.0100	< 0.010	< 0.010	< 0.010	0.01 U	0.01 U	0.005 U	0.01 U	0.01 U	0.01 U	0.01 U	0.01 U	0.010 U	**0.0035 B**	**0.0041 B**	**0.0038 B**	0.01 U	0.01 U	0.01 U
Cobalt	*	mg/L	--	--	--	--	--	--	--	--	-	--	--	0.007 U	0.01 U	0.01 U	0.01 U	0.01 U	0.01 U	**0.0056 B**	**0.013**	**0.013**	**0.013**	**0.0089 B**	**0.0053 B**	**0.005 B**
Copper	1.3	mg/L	**0.0033 J**	< 0.020	< 0.020	< 0.020	< 0.020	< 0.0100	< 0.010	< 0.010	< 0.010	0.01 U	0.01 U	0.025 U	0.02 U	0.02 U	0.02 U	0.02 U	0.02 U	0.020 U	**0.018 B**	**0.020 B**	**0.020**	**0.0076 B**	0.02 U	**0.0014 B**
Cyanide	0.2	mg/L	< 0.010	< 0.010	< 0.010	< 0.010	< 0.010	< 0.010	**0.017**	< 0.002	< 0.002	0.01 U	0.01 U	0.01 U	0.01 U	0.01 U	0.01 U	0.01 U	0.015 U	0.010 U	0.01 U	0.010 U	0.010 U	0.01 U	0.01 U	0.01 U
Lead	0.015	mg/L	< 0.010	< 0.010	< 0.010	< 0.0050	< 0.0050	< 0.0100	< 0.010	< 0.010	< 0.010	0.01 U	0.01 U	0.003 U	0.005 U	0.005 U	0.005 U	0.005 U	0.005 U	0.0050 U	**0.0026 B**	**0.0046 B**	**0.0046 B**	0.005 U	**0.0031 B**	**0.0028 B**
Magnesium	*	mg/L	--	--	--	--	--	--	--	--	--	--	--	**31.5**	**29.2**	**29**	**30**	**32**	**27**	**31**	**33**	**33**	**34**	**30**	**28**	**28**
Mercury	0.002	mg/L	< 0.00020	< 0.00020	< 0.00020	< 0.00020	< 0.00020	< 0.00020	< 0.0002	< 0.0002	< 0.0002	0.0002 U	0.0002 U	0.0002 U	0.0002 U	0.0002 U	0.0002 U	0.0002 U	0.0002 U	0.00020 U	0.0002 U	0.00020 U	0.00020 U	0.0002 U	0.00020 U	0.00020 U
Nickel	0.1	mg/L	< 0.040	< 0.040	< 0.040	**0.0018 J**	**0.0017 J**	< 0.0200	< 0.02	< 0.02	< 0.02	0.02 U	0.02 U	0.04 U	0.04 U	0.04 U	0.04 U	0.04 U	0.04 U	0.040 U	**0.0069 B**	**0.0069 B**	**0.0076 B**	0.04 U	0.04 U	0.04 U
Potassium	*	mg/L	--	--	--	--	--	--	--	--	--	--	--	5 U	**3.64**	**4.8**	**4**	**6.5**	**3.8**	**5.0**	**4.1**	**4.0**	**3.9**	**3.7**	**4.2**	**4.2**
Selenium	0.05	mg/L	< 0.020	< 0.020	< 0.020	< 0.010	< 0.010	< 0.0200	< 0.02	< 0.02	< 0.02	0.02 U	0.02 U	0.005 U	0.01 U	0.01 U	0.01 U	0.01 U	0.01 U	0.010 U	0.01 U	0.010 U	0.010 U	0.01 U	0.01 U	0.01 U
Sodium	*	mg/L	--	--	--	--	--	--	--	--	--	--	--	**23**	**23.5**	**22**	**23**	**24**	**22**	**22**	**21**	**22**	**22**	**21**	**21**	**21**
Thallium	0.002	mg/L	< 0.0010	< 0.0010	< 0.0010	< 0.0010	< 0.0010	< 1.00	< 1.00	< 1	< 1	0.001 U	0.001 U	0.001 U	0.001 U	0.002 U	0.001 U	0.001 U	0.002 U	0.0020 UWN	0.002 UWN	0.0020 U	0.0020 U	0.002 UN	0.002 UW	0.002 U
Vanadium (fume or dust)	0.2	mg/L	**0.0097 J**	< 0.010	< 0.010	< 0.010	< 0.010	< 0.0100	< 0.010	< 0.010	< 0.010	0.01 U	0.01 U	0.007 U	0.01 U	0.01 U	0.01 U	0.01 U	0.01 U	0.010 U	**0.045**	**0.050**	**0.052**	**0.022**	**0.0072 B**	**0.0059 B**
Zinc	2	mg/L	**0.013 J**	< 0.020	< 0.020	< 0.020	< 0.020	< 0.0200	< 0.02	< 0.02	< 0.02	**0.0224**	0.02 U	0.02 U	0.02 U	0.02 U	0.02 U	0.02 U	**0.03**	0.020 U	**0.052**	**0.075**	**0.066**	**0.031**	**0.011 B**	**0.0082 B**

Notes:
* - Not a HSRA regulated compound
ISCO - *in-situ* chemical oxidation
RRS - Risk Reduction Standard

Data Qualifier Defintions:
-- - Not analyzed
B (Inorganics) - Estimated analyte concentration
D - Analyte concentration reported from secondary dilution
DB - Analyte concentration reported from secondary dilution; analyte detected in method blank
H - Holding time exceeded for sample
J - Estimated analyte concentration
JB (Organic) - Estimated analyte concentration; analyte detected in method blank
Bold = Exceeds the laboratory detection limit
Bold and shaded - Analyte concentration exceeds the Type 1 RRS
JM (Organic) - Estimated analyte concentration; spike sample recovery outside control limits
M (Organic) - Spike sample recovery outside control limits
N - Spike sample recovery outside of control limits
R - Sample data results rejected due to deficiencies in the ability to meet quality control standards
< - Analyte not detected at referenced detection limit
U - Analyte not detected at referenced detection limit
UJ - Analyte not detected; low method bias and/or matrix interference
UN - Analyte not detected; spiked sample recovery outside of control limits
UR - Analyte not detected; data rejected
UWN - Analyte not detected; post digestion spike and spike sample recovery outside control limits

Appendix E-1
Summary of Historical Groundwater Sampling Data - Alluvium, Galliard, and Saprolite Monitoring Wells
January 2001 through July 2018
Atlanta Gas Light Company
Former Manufactured Gas Plant Site
Augusta, Georgia

Chemical Name	Type 1 Risk Reduction Standard	Location ID	MW-408DR	MW-408DR	MW-408DR	MW-408DR	MW-408DR	MW-408DR	MW-408DR	MW-408DR	MW-408DR	MW-408DR	MW-408DR	MW-408DR	MW-408DR	MW-408DR	MW-408DR	MW-408DR
		Sample Date	7/19/2018	1/25/2018	7/26/2017	1/26/2017	7/29/2016	1/21/2016	7/29/2015	1/15/2015	7/16/2014	1/8/2014	7/10/2013	1/8/2013	7/25/2012	1/25/2012	7/5/2011	2/23/2011
		Unit	Post-ISCO															
Field Parameters																		
Conductivity	*	mS/cm	0.723	0.602	0.689	0.681	0.703	0.595	786	1.310	0.645	0.630	0.755	0.597	0.390	0.170	0.619	3.360
Dissolved Oxygen (YSI)	*	mg/L	0.19	0.19	0.19	0.22	0.19	0.19	1.1	0.84	0.10	0.22	0.05	0.53	4.20	0.31	0.08	5.68
Oxidation Reduction Potential	*	mV	-30.2	15.8	-34.9	-39.8	-12.1	-57	-60.1	-103.5	-83.8	-55.5	-53.7	-61.8	-13.5	-136.0	-50.9	89.2
pH	*	SU	6.04	5.79	6.07	6.07	5.83	6.01	5.89	6.29	6.12	6.21	5.98	6.08	6.03	6.71	6.03	0.682
Temperature	*	Celsius	25.21	18.71	24.52	20.88	25.57	20.03	24.7	13.70	21.10	18.61	21.17	18.05	24.35	19.98	21.79	20.79
Turbidity	*	NTU	7.15	21.1	34	7.54	10.3	3.04	23.3	20.1	20.0	35.2	23.4	9.00	21.2	8.53	23.2	9.92
Monitored Natural Attenuation Parameters																		
Carbon Dioxide	*	µg/L	--	--	--	--	--	--	--	137	192	272	235	130	140	2,200 B	1,500 B	1,600
Iron, as Ferrous (Fe+2)	*	mg/L	--	--	--	--	--	--	--	3.85	39.7	45.1	51.8	46 HF	25 HF	0.79 HF	19 HF	13 HF
Methane	*	µg/L	--	--	--	--	--	--	--	6,600	6800	6,700	6,800	7,500	3,000 *	860	2,400	3,700
Nitrate	*	mg/L	--	--	--	--	--	--	--	< 0.25	< 0.25	<0.25	<0.25	< 0.25	< 0.25	< 0.25	< 0.075	< 0.36
Oxygen	*	mg/L	--	--	--	--	--	--	--	7.78 H	4.68 H	4.12 H	4.34 H	4.5	5	--	1.4	1.5
Sulfate	*	mg/L	--	--	--	--	--	--	--	< 1.0	< 1.0	<1.0	<1.0	< 5.0	< 5.0	250	< 2.6	< 2.6
Volatile Organic Compounds																		
Acetone	4,000	µg/L	< 50	< 50	< 50	< 50	< 50	< 50	< 50	< 50	< 50	< 50	< 50	< 100	< 100	< 5.0	< 5.0	**19 J**
Benzene	5	µg/L	< 5.0	< 5.0	< 5.0	< 5.0	< 5.0	< 5.0	< 5.0	< 250	< 5.0	< 5.0	< 5.0	< 5.0	< 5.0	< 0.25	**0.80 J**	< 0.25
Carbon Disulfide	4,000	µg/L	< 5.0	< 5.0	< 5.0	< 5.0	< 5.0	< 5.0	< 5.0	< 5.0	< 5.0	< 5.0	< 5.0	< 5.0	< 5.0	< 0.60	< 0.60	< 0.60
Methylene Chloride	5	µg/L	< 5.0	< 5.0	< 5.0	< 5.0	< 5.0	< 5.0	< 5.0	< 5.0	< 5.0	< 5.0	< 5.0	< 5.0	< 5.0	< 0.11	< 0.11	< 0.11
Ethylbenzene	700	µg/L	< 5.0	< 5.0	< 5.0	< 5.0	< 5.0	< 5.0	< 5.0	< 5.0	< 5.0	< 5.0	< 5.0	< 5.0	< 5.0	< 1.0	**3.3 J B**	< 1.0
Toluene	1,000	µg/L	< 5.0	< 5.0	< 5.0	< 5.0	< 5.0	< 5.0	< 5.0	< 5.0	< 5.0	< 5.0	< 5.0	< 5.0	< 5.0	< 0.33	< 0.33	**0.38 J**
Trichloroethylene	5	µg/L	< 5.0	< 5.0	< 5.0	< 5.0	< 5.0	< 5.0	< 5.0	< 5.0	< 5.0	< 5.0	< 5.0	< 5.0	< 5.0	< 0.13	< 0.13	< 0.13
Xylenes, total	2,000	µg/L	< 5.0	< 5.0	< 5.0	< 5.0	< 5.0	< 5.0	< 5.0	< 250	< 5.0	< 5.0	< 5.0	< 5.0	< 5.0	< 0.20	**2.2 J**	**2.8 J**
Semivolatile Organic Compounds																		
Acenaphthene	2,000	µg/L	**18**	**20**	**37**	**36**	**24**	**29**	**22**	< 0.50	**41**	**32**	**17**	**32**	**30**	< 0.11	**32**	**16**
Acenaphthylene	10	µg/L	< 1.0	< 1.0	< 1.0	< 1.0	< 1.0	< 1.0	< 1.0	< 1.0	< 1.0	< 1.0	< 1.0	**0.40**	< 1.9	< 0.11	< 0.15	**0.22**
Anthracene	10	µg/L	**0.52**	**0.48**	**0.94**	**0.92**	**0.59**	**0.74**	**0.69**	< 0.050	**0.9**	**0.83**	**0.39**	**0.87**	< 1.9	< 0.11	**1.0**	**0.21**
Benz(a)anthracene	0.1	µg/L	< 0.05	< 0.05	< 0.05	< 0.05	< 0.05	< 0.05	< 0.05	< 0.050	< 0.050	< 0.050	< 0.050	<0.22	< 1.9	< 0.11	< 0.15	< 0.094
Benzo(a)pyrene	0.2	µg/L	< 0.05	< 0.05	< 0.05	< 0.05	< 0.05	< 0.05	< 0.05	< 0.050	< 0.050	< 0.050	< 0.050	<0.22	< 1.9	< 0.11	< 0.15	< 0.094
Benzo(b)fluoranthene	0.2	µg/L	< 0.1	< 0.1	< 0.1	< 0.1	< 0.1	< 0.1	< 0.1	< 0.10	< 0.10	< 0.10	< 0.10	<0.22	< 1.9	< 0.11	< 0.15	< 0.094
Benzo(g,h,i)perylene	10	µg/L	< 0.1	< 0.1	< 0.1	< 0.1	< 0.1	< 0.1	< 0.1	< 0.10	< 0.10	< 0.10	< 0.10	<0.22	< 1.9	< 0.11	< 0.15	< 0.094
Benzo(k)fluoranthene	10	µg/L	< 0.05	< 0.05	< 0.05	< 0.05	< 0.05	< 0.05	< 0.05	< 0.050	< 0.050	< 0.050	< 0.050	<0.22	< 1.9	< 0.11	< 0.15	< 0.094
Chrysene	0.2	µg/L	< 0.05	< 0.05	< 0.05	< 0.05	< 0.05	< 0.05	< 0.05	< 0.050	< 0.050	< 0.050	< 0.050	<0.22	< 1.9	< 0.050	< 0.066	< 0.042
Dibenzo(a,h)anthracene	0.3	µg/L	< 0.1	< 0.1	< 0.1	< 0.1	< 0.1	< 0.1	< 0.1	< 0.10	< 0.10	< 0.10	< 0.10	<0.22	< 1.9	< 0.11	< 0.15	< 0.094
Fluoranthene	1,000	µg/L	**0.18**	**0.14**	**0.3**	**0.24**	**0.14**	**0.22**	**0.16**	< 0.10	**0.23**	**0.23**	**0.10**	**0.23**	< 1.9	< 0.11	**0.29**	< 0.094
Fluorene	1,000	µg/L	**0.77**	**0.73**	**1.5**	**1.5**	**0.87**	**1.3**	**1.2**	< 0.10	**1.9**	**2**	**1.3**	**2.7**	**2.2**	< 0.11	**4.0**	**2.0**
Indeno(1,2,3-cd)pyrene	0.4	µg/L	< 0.05	< 0.05	< 0.05	< 0.05	< 0.05	< 0.05	< 0.05	< 0.050	< 0.050	< 0.050	< 0.050	<0.22	< 1.9	< 0.11	< 0.15	< 0.094
Naphthalene	20	µg/L	< 0.5	< 0.5	**0.76**	< 0.5	< 0.5	< 0.5	**0.63**	< 500	**31**	**0.57**	< 0.50	**0.27**	< 1.9	**0.57**	**0.24 J**	**0.23**
Phenanthrene	10	µg/L	**3.6**	**2.8**	**7.1**	**5.5**	**3.5 J**	**4.4**	**4.2**	< 0.50	**3.7**	**5.3**	**2.5**	**5.8**	**5.1**	< 0.11	**7.3**	**1.5**
Pyrene	1,000	µg/L	**0.14**	**0.11**	**0.24**	**0.19**	**0.12**	**0.16**	**0.15**	< 0.050	**0.15**	**0.16**	**0.065**	<0.22	< 1.9	< 0.11	**0.21 J**	< 0.094
Inorganic Compounds																		
Antimony	0.01	mg/L	< 0.006	< 0.006	< 0.006	< 0.006	< 0.006	< 0.006	< 0.02	< 0.0200	< 0.0200	< 0.0200	< 0.0200	< 0.020	< 0.020	< 0.0053	< 0.0053	< 0.0053
Arsenic	0.05	mg/L	< 0.05	< 0.05	< 0.05	< 0.05	< 0.05	< 0.05	< 0.05	**0.429**	< 0.0500	< 0.0500	< 0.0500	< 0.020	< 0.020	**0.045**	< 0.0046	< 0.0046
Barium	2	mg/L	**0.509**	**0.508**	**0.553**	**0.555**	**0.589**	**0.572 JH**	**0.551**	**0.448**	**0.496**	**0.575**	**0.569**	**0.56**	**0.58**	**0.26**	**0.52**	**0.50**
Beryllium	0.004	mg/L	< 0.004	< 0.004	< 0.004	< 0.004	< 0.004	< 0.004	< 0.01	< 0.0100	< 0.0100	< 0.0100	< 0.0100	< 0.0040	< 0.0040	< 0.00020	< 0.00020	< 0.00020
Cadmium	0.005	mg/L	< 0.005	< 0.005	< 0.005	< 0.005	< 0.005	< 0.005	< 0.005	< 0.0050	< 0.0050	< 0.0050	< 0.0050	< 0.0050	< 0.0050	< 0.0020	< 0.0020	< 0.0020
Chromium	0.1	mg/L	< 0.01	< 0.01	< 0.01	< 0.01	< 0.01	< 0.01	< 0.01	< 0.0100	< 0.0100	< 0.0100	< 0.0100	< 0.010	< 0.010	< 0.0012	**0.0018 J**	**0.0013 J**
Copper	1.3	mg/L	< 0.01	< 0.01	< 0.01	< 0.01	< 0.01	< 0.01	< 0.01	< 0.0100	< 0.0100	< 0.0100	< 0.0100	< 0.020	< 0.020	< 0.0019	< 0.0019	< 0.0019
Cyanide	0.2	mg/L	< 0.01	< 0.01	< 0.01	< 0.01	< 0.01	< 0.01	< 0.01	< 0.010	< 0.010	< 0.010	< 0.010	< 0.010	< 0.010	**0.0063 J**	**0.024**	< 0.0050
Lead	0.015	mg/L	< 0.01	< 0.01	< 0.01	< 0.01	< 0.01	< 0.01	< 0.01	< 0.0100	< 0.0100	< 0.0100	< 0.0100	< 0.010	< 0.010	< 0.0040	< 0.0040	< 0.0040
Mercury	0.002	mg/L	< 0.0002	< 0.0002	< 0.0002	< 0.0002	< 0.0002	< 0.0002	< 0.0002	< 0.00020	< 0.00020	< 0.00020	< 0.00020	< 0.00020	< 0.00020	< 0.000091	< 0.000091	**0.000092 J**
Nickel	0.1	mg/L	< 0.02	< 0.02	< 0.02	< 0.02	< 0.02	< 0.02	< 0.02	< 0.0200	< 0.0200	< 0.0200	< 0.0200	< 0.040	< 0.040	< 0.0023	**0.0024 J**	**0.0030 J**
Selenium	0.05	mg/L	< 0.02	< 0.02	< 0.02	< 0.02	< 0.02	< 0.02	< 0.02	< 0.0200	< 0.0200	< 0.0200	< 0.0200	< 0.020	< 0.020	< 0.0064	< 0.0064	< 0.0064
Thallium	0.002	mg/L	< 0.002	< 0.002	< 0.002	< 0.002	< 0.002	< 0.002	< 0.02	< 0.0200	< 0.0200	< 0.0200	< 0.0200	< 0.0010	< 0.0010	< 0.00025	< 0.00025	< 0.00025
Vanadium (fume or dust)	0.2	mg/L	< 0.01	< 0.01	< 0.01	< 0.01	< 0.01	< 0.01	< 0.01	< 0.0100	< 0.0100	< 0.0100	< 0.0100	< 0.010	< 0.010	< 0.0024	< 0.0024	< 0.0024
Zinc	2	mg/L	< 0.02	**0.023**	< 0.02	< 0.02	< 0.02	< 0.02	< 0.02	< 0.0200	**0.132**	< 0.0200	< 0.0200	**0.038**	< 0.020	< 0.0087	< 0.0087	**0.018 J**

Notes:
* - Not a HSRA regulated compound
ISCO - *in-situ* chemical oxidation
RRS - Risk Reduction Standard

Data Qualifier Defintions:
-- - Not analyzed
B (Inorganics) - Estimated analyte concentration
D - Analyte concentration reported from secondary dilution
DB - Analyte concentration reported from secondary dilution; analyte detected in method blank
H - Holding time exceeded for sample
J - Estimated analyte concentration
JB (Organic) - Estimated analyte concentration; analyte detected in method blank
Bold = Exceeds the laboratory detection limit
Bold and shaded - Analyte concentration exceeds the Type 1 RRS
JM (Organic) - Estimated analyte concentration; spike sample recovery outside control limits
M (Organic) - Spike sample recovery outside control limits
N - Spike sample recovery outside of control limits
R - Sample data results rejected due to deficiencies in the ability to meet quality control standards
< - Analyte not detected at referenced detection limit
UJ - Analyte not detected; low method bias and/or matrix interference
UN - Analyte not detected; spiked sample recovery outside of control limits
UR - Analyte not detected; data rejected
UWN - Analyte not detected; post digestion spike and spike sample recovery outside control limits

Appendix E-1
Summary of Historical Groundwater Sampling Data - Alluvium, Galliard, and Saprolite Monitoring Wells
January 2001 through July 2018
Atlanta Gas Light Company
Former Manufactured Gas Plant Site
Augusta, Georgia

Chemical Name	Type 1 Risk Reduction Standard	Location ID	MW-501S	MW-501S	MW-501S	MW-501S	MW-501S	MW-501S	MW-501S	MW-501S	MW-501S	MW-501S	MW-501S	MW-501S	MW-501S	MW-501S	MW-501S	MW-501S	MW-501S	MW-501S	MW-501S	MW-501S	MW-501S	MW-501S	MW-501S	MW-501S	MW-501S	MW-501S	MW-501S	MW-501S
		Sample Date	7/18/2018	7/18/2018 DUP	1/25/2018	1/25/2018 DUP	7/27/2017	7/27/2017 DUP	1/26/2017	1/26/2017 DUP	7/28/2016	7/28/2016 DUP	1/21/2016	1/21/2016 DUP	7/30/2015	1/15/2015	7/17/2014	1/13/2014	7/10/2013	1/9/2013	7/26/2012	1/19/2012	7/7/2011	1/19/2011	7/19/2010	1/5/2010	1/14/2009	7/15/2008	1/8/2008	2/14/2007
		Unit														Post-ISCO														
Field Parameters																														
Conductivity	*	mS/cm	0.226	0.226	0.554	0.554	0.424	0.424	0.416	0.416	0.579	0.579	0.598	0.598	739	0.642	0.510	0.546	0.840	0.693	0.782	0.748	0.730	6.080	0.903	0.832	0.869	0.971	1.101	1.058
Dissolved Oxygen (YSI)	*	mg/L	0.12	0.12	0.43	0.43	0.15	0.15	0.35	0.35	0.18	0.18	0.56	0.56	0.22	0.90	0.21	1.27	0.23	0.30	0.52	0.35	0.27	6.76	0.76	4.45	0.91	1.25	0.33	2.58
Oxidation Reduction Potential	*	mV	-36.1	-36.1	2.5	2.5	-62.5	-62.5	29	29	-42.2	-42.2	21.3	21.3	-34.7	65.4	-165.2	142.8	-53.3	19.6	52.0	-56.3	-55.8	309.7	-58.2	-20.5	24.4	24	67.4	14.6
pH	*	SU	6.31	6.31	6.8	6.8	6.54	6.54	6.68	6.68	6.46	6.46	6.59	6.59	6.76	6.35	6.45	6.65	6.29	6.57	6.29	6.46	6.50	0.142	6.53	6.15	6.55	6.41	6.31	6.49
Temperature	*	Celsius	25.78	25.78	14.92	14.92	25.94	25.94	17.52	17.52	25.8	25.8	16.72	16.72	27.7	12.4	23.98	17.47	23.38	19.34	28.30	18.89	24.02	16.39	26.56	12.01	16.37	23.88	19.16	16.44
Turbidity	*	NTU	8.65	8.65	1.38	1.38	1.45	1.45	6.13	6.13	7.01	7.01	8.7	8.7	0.86	8.60	7.06	6.46	1.52	0.61	1.0	68.0	1.25	8.93	5.0	3.77	4.78	1.8	2.95	4.52
Monitored Natural Attenuation Parameters																														
Carbon Dioxide	*	µg/L	--	--	--	--	--	--	--	--	--	--	--	--	--	323	406	393	425	110	96	2,200	1,400 B	120	940 B	1,100	1,700	4,200	< 1000	< 1000
Iron, as Ferrous (Fe+2)	*	mg/L	--	--	--	--	--	--	--	--	--	--	--	--	--	< 0.100	0.48	3.20	3.2	0.80 HF	< 0.10 HF	2.6	3.2 HF	0.074 JHF	<0.10 HF	1.2 HF	0.38 HF	0.56	0.25	< 1.0
Methane	*	µg/L	--	--	--	--	--	--	--	--	--	--	--	--	--	< 4	170	28	97	9.8	1.7	21	7.0	< 0.19	3.6	31	16	2.2	9.9	19
Nitrate	*	mg/L	--	--	--	--	--	--	--	--	--	--	--	--	--	< 0.25	< 0.25	< 0.25	< 0.25	< 0.25	< 0.25	< 0.075	< 0.075	< 0.36	<1.1	<1.1	0.030 J	<0.50	< 0.25	0.63
Oxygen	*	mg/L	--	--	--	--	--	--	--	--	--	--	--	--	--	8.62 H	7.4 H	7.39 H	6.71 H	6.1	7.9	1.2	2.1	1.6	1.1	1.4	1.1	0.80	2.1	5.7
Sulfate	*	mg/L	--	--	--	--	--	--	--	--	--	--	--	--	--	61	62	89	81	75	82	80	81	11	140	160	150	150	160	150
Volatile Organic Compounds																														
Acetone	4,000	µg/L	< 50	< 50	< 50	< 50	< 50	< 50	< 50	< 50	< 50	< 50	< 50	< 50	< 50	< 50	< 50	< 50	< 50	< 100	< 100	< 5.0	< 5.0	< 5.0	< 100	< 100	< 100	**7.6 J**	< 50	< 50
Benzene	5	µg/L	< 5.0	< 5.0	< 5.0	< 5.0	< 5.0	< 5.0	< 5.0	< 5.0	< 5.0	< 5.0	< 50	< 50	< 5.0	**35**	< 5.0	< 5.0	< 5.0	< 5.0	< 5.0	< 0.25	< 0.25	< 0.25	**0.37 J**	< 5.0	< 5.0	< 5.0	< 5.0	< 5.0
Carbon Disulfide	4,000	µg/L	< 5.0	< 5.0	< 5.0	< 5.0	< 5.0	< 5.0	< 5.0	< 5.0	< 5.0	< 5.0	< 50	< 50	< 5.0	< 5.0	< 5.0	< 5.0	< 5.0	< 5.0	< 5.0	< 0.60	< 0.60	**1.9 J**	< 5.0	< 5.0	< 5.0	< 5.0	< 5.0	< 5.0
Ethylbenzene	700	µg/L	< 5.0	< 5.0	< 5.0	< 5.0	< 5.0	< 5.0	< 5.0	< 5.0	< 5.0	< 5.0	< 50	< 50	< 5.0	5.3	< 5.0	< 5.0	< 5.0	< 5.0	< 5.0	< 0.11	< 0.11	< 0.11	**0.20 J**	< 5.0	< 5.0	< 5.0	< 5.0	< 5.0
Methylene Chloride	5	µg/L	< 5.0	< 5.0	< 5.0	< 5.0	< 5.0	< 5.0	< 5.0	< 5.0	< 5.0	< 5.0	< 50	< 50	< 5.0	< 5.0	< 5.0	< 5.0	< 5.0	< 5.0	< 5.0	< 1.0	< 1.0	< 1.0	< 5.0	< 5.0	< 5.0	< 5.0	< 5.0	< 5.0
Toluene	1,000	µg/L	< 5.0	< 5.0	< 5.0	< 5.0	< 5.0	< 5.0	< 5.0	< 5.0	< 5.0	< 5.0	< 50	< 50	< 5.0	**7.4**	< 5.0	< 5.0	< 5.0	< 5.0	< 5.0	< 0.33	< 0.33	**0.91 J**	< 5.0	< 5.0	< 5.0	**0.4 J**	< 5.0	< 5.0
Trichloroethylene	5	µg/L	< 5.0	< 5.0	< 5.0	< 5.0	< 5.0	< 5.0	< 5.0	< 5.0	< 5.0	< 5.0	< 50	< 50	< 5.0	< 5.0	< 5.0	< 5.0	< 5.0	< 5.0	< 5.0	< 0.13	< 0.13	< 0.13	< 5.0	< 5.0	< 5.0	< 5.0	< 5.0	< 5.0
Xylenes, total	2,000	µg/L	< 5.0	< 5.0	< 5.0	< 5.0	< 5.0	< 5.0	< 5.0	< 5.0	< 5.0	< 5.0	< 50	< 50	< 5.0	< 250	< 5.0	< 5.0	< 5.0	< 5.0	< 5.0	< 0.20	< 0.20	< 0.20	< 5.0	< 5.0	< 5.0	< 5.0	< 5.0	< 5.0
Semivolatile Organic Compounds																														
Acenaphthene	2,000	µg/L	< 0.5	< 0.5	< 0.5	< 0.5	< 0.5	< 0.5	< 0.5	< 0.5	< 0.5	< 0.5	< 0.5	< 0.5	< 0.5	< 0.50	< 0.50	< 0.50	< 0.50	<0.20	< 0.19	< 0.094	< 0.097	< 0.095	< 0.20	< 0.19	< 0.19	< 0.19	< 10	< 10
Acenaphthylene	10	µg/L	< 1.0	< 1.0	< 1.0	< 1.0	< 1.0	< 1.0	< 1.0	< 1.0	< 1.0	< 1.0	< 1.0	< 1.0	< 1.0	< 1.0	< 1.0	< 1.0	< 1.0	<0.20	< 0.19	< 0.094	< 0.097	< 0.095	< 0.20	< 0.19	< 0.19	< 0.19	< 10	< 10
Anthracene	10	µg/L	< 0.05	< 0.05	< 0.05	< 0.05	< 0.05	< 0.05	< 0.05	< 0.05	< 0.05	< 0.05	< 0.05	< 0.05	< 0.05	< 0.050	< 0.050	< 0.050	< 0.050	<0.20	< 0.19	< 0.094	< 0.097	< 0.095	< 0.20	< 0.19	< 0.19	< 0.19	< 10	< 10
Benz(a)anthracene	0.1	µg/L	< 0.05	< 0.05	< 0.05	< 0.05	< 0.05	< 0.05	< 0.05	< 0.05	< 0.05	< 0.05	< 0.05	< 0.05	< 0.05	< 0.050	< 0.050	< 0.050	< 0.050	<0.20	< 0.19	< 0.094	< 0.097	< 0.095	< 0.20	< 0.19	< 0.19	**0.031 J**	<0.050	<0.050
Benzo(a)pyrene	0.2	µg/L	< 0.05	< 0.05	< 0.05	< 0.05	< 0.05	< 0.05	< 0.05	< 0.05	< 0.05	< 0.05	< 0.05	< 0.05	< 0.05	< 0.050	< 0.050	< 0.050	< 0.050	<0.20	< 0.19	< 0.094	< 0.097	< 0.095	< 0.20	< 0.19	< 0.19	< 0.19	<0.050	<0.050
Benzo(b)fluoranthene	0.2	µg/L	< 0.1	< 0.1	< 0.1	< 0.1	< 0.1	< 0.1	< 0.1	< 0.1	< 0.1	< 0.1	< 0.1	< 0.1	< 0.1	< 0.10	< 0.10	< 0.10	< 0.10	<0.20	< 0.19	< 0.094	< 0.097	< 0.095	< 0.20	< 0.19	< 0.19	< 0.19	<0.10	<0.10
Benzo(g,h,i)perylene	10	µg/L	< 0.1	< 0.1	< 0.1	< 0.1	< 0.1	< 0.1	< 0.1	< 0.1	< 0.1	< 0.1	< 0.1	< 0.1	< 0.1	< 0.10	< 0.10	< 0.10	< 0.10	<0.20	< 0.19	< 0.094	< 0.097	< 0.095	< 0.20	< 0.19	< 0.19	< 0.19	< 10	< 10
Benzo(k)fluoranthene	10	µg/L	< 0.05	< 0.05	< 0.05	< 0.05	< 0.05	< 0.05	< 0.05	< 0.05	< 0.05	< 0.05	< 0.05	< 0.05	< 0.05	< 0.050	< 0.050	< 0.050	< 0.050	<0.20	**0.20**	< 0.094	< 0.097	< 0.095	< 0.20	< 0.19	< 0.19	< 0.19	< 10	< 10
Chrysene	0.2	µg/L	< 0.05	< 0.05	< 0.05	< 0.05	< 0.05	< 0.05	< 0.05	< 0.05	< 0.05	< 0.05	< 0.05	< 0.05	< 0.05	< 0.050	< 0.050	< 0.050	< 0.050	<0.20	< 0.19	< 0.042	< 0.044	< 0.043	< 0.20	< 0.19	< 0.19	< 0.19	<0.050	<0.050
Dibenzo(a,h)anthracene	0.3	µg/L	< 0.1	< 0.1	< 0.1	< 0.1	< 0.1	< 0.1	< 0.1	< 0.1	< 0.1	< 0.1	< 0.1	< 0.1	< 0.1	< 0.10	< 0.10	< 0.10	< 0.10	<0.20	< 0.19	< 0.094	< 0.097	< 0.095	< 0.20	< 0.19	< 0.19	< 0.19	<0.10	<0.10
Fluoranthene	1,000	µg/L	< 0.1	< 0.1	< 0.1	< 0.1	< 0.1	< 0.1	< 0.1	< 0.1	< 0.1	< 0.1	< 0.1	< 0.1	< 0.1	< 0.10	< 0.10	< 0.10	< 0.10	<0.20	< 0.19	< 0.094	< 0.097	< 0.095	< 0.20	< 0.19	< 0.19	**0.050 J**	< 10	< 10
Fluorene	1,000	µg/L	< 0.1	< 0.1	< 0.1	< 0.1	< 0.1	< 0.1	< 0.1	< 0.1	< 0.1	< 0.1	< 0.1	< 0.1	< 0.1	< 0.10	< 0.10	< 0.10	< 0.10	<0.20	< 0.19	< 0.094	< 0.097	< 0.095	< 0.20	< 0.19	< 0.19	< 0.19	< 10	< 10
Indeno(1,2,3-cd)pyrene	0.4	µg/L	< 0.05	< 0.05	< 0.05	< 0.05	< 0.05	< 0.05	< 0.05	< 0.05	< 0.05	< 0.05	< 0.05	< 0.05	< 0.05	< 0.050	< 0.050	< 0.050	< 0.050	<0.20	< 0.19	< 0.094	< 0.097	< 0.095	< 0.20	< 0.19	< 0.19	< 0.19	<0.050	<0.050
Naphthalene	20	µg/L	< 0.5	< 0.5	< 0.5	< 0.5	< 0.5	< 0.5	< 0.5	< 0.5	< 0.5	< 0.5	< 0.5	< 0.5	< 0.5	**5.0**	< 0.50	< 0.50	< 0.50	<0.20	< 0.19	**0.21**	< 0.097	< 0.095	< 0.20	< 0.19	< 0.19	**0.21**	< 10	< 10
Phenanthrene	10	µg/L	< 0.05	< 0.05	< 0.05	< 0.05	< 0.05	< 0.05	< 0.05	< 0.05	< 0.05	< 0.05	< 0.05	< 0.05	< 0.05	< 0.50	< 0.050	< 0.050	< 0.050	<0.20	< 0.19	< 0.094	< 0.097	< 0.095	< 0.20	< 0.19	< 0.19	< 0.19	< 10	< 10
Pyrene	1,000	µg/L	< 0.05	< 0.05	< 0.05	< 0.05	< 0.05	< 0.05	< 0.05	< 0.05	< 0.05	**0.055**	< 0.05	< 0.05	< 0.05	< 0.050	< 0.050	< 0.050	< 0.050	<0.20	< 0.19	< 0.094	< 0.097	< 0.095	< 0.20	<0.19	**0.023 J**	**0.063 J**	< 10	< 10
Inorganic Compounds																														
Antimony	0.01	mg/L	< 0.006	< 0.006	< 0.006	< 0.006	< 0.006	< 0.006	< 0.006	< 0.006	< 0.006	< 0.006	< 0.006	< 0.006	< 0.02	< 0.0200	< 0.0200	< 0.0200	< 0.0200	< 0.020	< 0.020	< 0.0053	< 0.0053	< 0.0053	**0.0053 J**	< 0.020	< 0.020	< 0.020	< 0.0200	< 0.0200
Arsenic	0.05	mg/L	< 0.05	< 0.05	< 0.05	< 0.05	< 0.05	< 0.05	< 0.05	< 0.05	< 0.05	< 0.05	< 0.05	< 0.05	< 0.05	< 0.0500	< 0.0500	< 0.0500	< 0.0500	< 0.020	< 0.020	**0.0073 J**	< 0.0046	< 0.0046	< 0.020	< 0.010	< 0.010	< 0.010	< 0.0500	< 0.0500
Barium	2	mg/L	**0.0363**	**0.035**	**0.093**	**0.0813**	**0.0796**	**0.0804**	**0.0453**	**0.0516**	**0.15**	**0.173**	**0.106**	**0.105**	**0.152**	**0.103**	**0.165**	**0.117**	**0.184**	**0.17**	**0.15**	**0.25**	**0.17**	**0.015**	**0.14**	**0.19**	**0.12**	**0.13**	**0.0754**	**0.290**
Beryllium	0.004	mg/L	< 0.004	< 0.004	< 0.004	< 0.004	< 0.004	< 0.004	< 0.004	< 0.004	< 0.004	< 0.004	< 0.004	< 0.004	< 0.01	< 0.0100	< 0.0100	< 0.0100	< 0.0100	< 0.0040	< 0.0040	< 0.00020	< 0.00020	**0.00028 J**	< 0.0040	< 0.0040	< 0.0040	< 0.0040	< 0.0100	< 0.0100
Cadmium	0.005	mg/L	< 0.005	< 0.005	< 0.005	< 0.005	< 0.005	< 0.005	< 0.005	< 0.005	< 0.005	< 0.005	< 0.005	< 0.005	< 0.005	**0.0153**	< 0.0050	**0.0375**	< 0.0050	<0.0050	**0.0083**	**0.0085**	< 0.0020	**0.012**	< 0.0050	< 0.0050	< 0.0050	< 0.0050	< 0.0050	< 0.0050
Chromium	0.1	mg/L	< 0.01	< 0.01	< 0.01	< 0.01	< 0.01	< 0.01	< 0.01	< 0.01	< 0.01	< 0.01	< 0.01	< 0.01	< 0.01	< 0.0100	< 0.0100	< 0.0100	< 0.0100	< 0.010	< 0.010	**0.0023 J**	**0.0015 J**	**0.0026 J**	**0.0016 J**	<0.010	**0.0016 J**	**0.0020 J**	< 0.0100	**0.0296**
Copper	1.3	mg/L	< 0.01	< 0.01	< 0.01	< 0.01	< 0.01	< 0.01	< 0.01	< 0.01	< 0.01	< 0.01	< 0.01	< 0.01	< 0.01	< 0.0100	< 0.0100	< 0.0100	< 0.0100	< 0.020	< 0.020	< 0.0019	< 0.0019	**0.014 JB**	**0.0022 J**	< 0.020	< 0.020	< 0.020	< 0.0100	**0.0403**
Cyanide	0.2	mg/L	**0.016**	< 0.01	< 0.01	< 0.01	< 0.01	< 0.01	< 0.01	< 0.01	< 0.01	< 0.01	< 0.01	< 0.01	< 0.01	< 0.010	< 0.010	< 0.010	< 0.010	< 0.010	< 0.010	< 0.0050	< 0.0050	< 0.0050	< 0.010	**0.018**	< 0.010	**0.0070 J**	< 0.010	< 0.010
Lead	0.015	mg/L	< 0.01	< 0.01	< 0.01	< 0.01	< 0.01	< 0.01	< 0.01	< 0.01	< 0.01	< 0.01	< 0.01	< 0.01	< 0.01	< 0.0100	< 0.0100	< 0.0100	< 0.0100	< 0.010	< 0.010	< 0.0040	< 0.0040	< 0.0040	< 0.010	< 0.010	< 0.0050	< 0.0050	< 0.0100	**0.0342**
Mercury	0.002	mg/L	< 0.0002	< 0.0002	< 0.0002	< 0.0002	< 0.0002	< 0.0002	< 0.0002	< 0.0002	< 0.0002	< 0.0002	< 0.0002	< 0.0002	< 0.0002	< 0.00020	< 0.00020	< 0.00020	< 0.00020	< 0.00020	< 0.00020	< 0.000091	< 0.000091	< 0.000091	< 0.00020	< 0.00020	< 0.00020	< 0.00020	< 0.00020	< 0.00020
Nickel	0.1	mg/L	< 0.02	< 0.02	< 0.02	< 0.02	< 0.02	< 0.02	< 0.02	< 0.02	< 0.02	< 0.02	< 0.02	< 0.02	< 0.02	< 0.0200	< 0.0200	< 0.0200	< 0.0200	< 0.040	< 0.040	< 0.0023	< 0.0023	< 0.0023	< 0.040	< 0.040	< 0.040	< 0.040	< 0.0200	< 0.0200
Selenium	0.05	mg/L	< 0.02	< 0.02	< 0.02	< 0.02	< 0.02	< 0.02	< 0.02	< 0.02	< 0.02	< 0.02	< 0.02	< 0.02	< 0.02	< 0.0200	< 0.0200	< 0.0200	< 0.0200	< 0.020	< 0.020	< 0.0064	< 0.0064	< 0.0064	< 0.010	< 0.010	< 0.010	**0.0045 J**	< 0.0200	< 0.0200
Thallium	0.002	mg/L	< 0.002	< 0.002	< 0.002	< 0.002	< 0.002	< 0.002	< 0.002	< 0.002	< 0.002	< 0.002	< 0.002	< 0.002	< 0.02	< 0.0200	< 0.0200	< 0.0200	< 0.0200	< 0.0010	< 0.0010	< 0.00025	< 0.00025	< 0.00025	< 0.0010	< 0.0010	< 0.0010	< 0.0010	< 1.00	< 1.00
Vanadium (fume or dust)	0.2	mg/L	< 0.01	< 0.01	< 0.01	< 0.01	< 0.01	< 0.01	< 0.01	< 0.01	< 0.01	< 0.01	< 0.01	< 0.01	< 0.01	< 0.0100	< 0.0100	< 0.0100	< 0.0100	< 0.010	< 0.010	**0.0045 J**	< 0.0024	**0.0029 J**	< 0.010	< 0.010	< 0.010	**0.0020 J**	< 0.0100	**0.0387**
Zinc	2	mg/L	< 0.02	< 0.02	< 0.02	< 0.02	< 0.02	< 0.02	< 0.02	< 0.02	< 0.02	< 0.02	**0.0308 J**	**0.0221 J**	**0.0276**	< 0.0200	< 0.0200	**0.043**	**0.0265**	< 0.020	< 0.020	**0.033**	< 0.0087	**0.026**	**0.010 J**	<0.020	**0.032**	< 0.020	< 0.0200	**0.0939**

Notes:
* - Not a HSRA regulated compound
ISCO - *in-situ* chemical oxidation
RRS - Risk Reduction Standard

Data Qualifier Defintions:
-- - Not analyzed
B (Inorganics) - Estimated analyte concentration
D - Analyte concentration reported from secondary dilution
DB - Analyte concentration reported from secondary dilution; analyte detected in method blank
H - Holding time exceeded for sample
J - Estimated analyte concentration
JB (Organic) - Estimated analyte concentration; analyte detected in method blank
Bold = Exceeds the laboratory detection limit
Bold and shaded - Analyte concentration exceeds the Type 1 RRS
JM (Organic) - Estimated analyte concentration; spike sample recovery outside control limits
M (Organic) - Spike sample recovery outside control limits
N - Spike sample recovery outside of control limits
R - Sample data results rejected due to deficiencies in the ability to meet quality control standards
< - Analyte not detected at referenced detection limit
UJ - Analyte not detected; low method bias and/or matrix interference
UN - Analyte not detected; spiked sample recovery outside of control limits
UR - Analyte not detected; data rejected
UWN - Analyte not detected; post digestion spike and spike sample recovery outside control limits

Appendix E-1
Summary of Historical Groundwater Sampling Data - Alluvium, Galliard, and Saprolite Monitoring Wells
January 2001 through July 2018
Atlanta Gas Light Company
Former Manufactured Gas Plant Site
Augusta, Georgia

Chemical Name	Type 1 Risk Reduction Standard	Location ID	MW-505D	MW-505D	MW-505D	MW-505D	MW-505D	MW-505D	MW-505D	MW-505D	MW-505D	MW-505D	MW-505D	MW-505D	MW-505D	MW-505D	MW-505D	MW-505D	MW-505D	MW-505D	MW-505D	MW-505D	MW-505D	MW-505D	MW-505D	MW-505D	MW-505D	MW-505D	MW-505D	MW-505D
		Sample Date	7/19/2018	1/23/2018	7/25/2017	1/24/2017	7/26/2016	1/19/2016	7/29/2015	1/15/2015	7/15/2014	1/8/2014	7/11/2013	1/8/2013	7/26/2012	1/24/2012	7/5/2011	07/11/11 DUP	1/18/2011	7/14/2010	1/6/2010	7/28/2009	07/09/09 DUP	1/20/2009	01/09/09 DUP	7/15/2008	1/9/2008	7/11/2007	2/15/2007
		Unit	Post-ISCO																											
Field Parameters																														
Conductivity	*	mS/cm	0.634	0.632	0.53	0.58	0.611	0.535	654	0.434	0.660	0.591	0.631	0.523	0.565	0.307	0.558	0.558	2.240	0.540	0.432	0.538	0.538	4.420	4.420	0.514	0.607	0.554	0.649
Dissolved Oxygen (YSI)	*	mg/L	0.24	0.24	0.19	0.27	1.81	0.32	0.26	0.29	0.10	0.90	0.22	0.44	1.32	3.82	0.23	0.23	6.4	0.64	0.51	3.17	3.17	6.1	6.1	0.23	0.22	0.28	0.64
Oxidation Reduction Potential	*	mV	19.6	-33.2	-5.2	-58.9	-35.4	-48.1	-44.2	-67	-67.3	-37.8	-44.8	8.7	-33.0	-18.2	-34.9	-34.9	-47.8	-167.7	2.9	-9.0	-9.0	100	100	-179.4	-59.0	-9.6	-35.0
pH	*	SU	6.92	6.11	5.71	6.25	6.71	6.09	6.1	6.07	6.15	6.15	6.14	6.05	6.26	6.29	6.15	6.15	0.484	6.18	6.82	6.28	6.28	0.422	0.422	6.08	6.11	6.08	6.15
Temperature	*	Celsius	22.47	19.53	20.89	19.46	19.93	18.88	29.7	15.7	22.37	18.21	21.77	17.92	22.01	20.25	23.87	23.87	17.63	22.14	14.21	22.53	22.53	15.99	15.99	22.56	19.12	22.09	17.49
Turbidity	*	NTU	0.44	1.37	2.7	1.37	2.43	2.22	8.59	9.8	6.69	7.15	4.40	0.70	3.01	8.71	5.77	5.77	22.9	6.7	5.23	5.8	5.8	2.9	2.9	9.63	5.28	4.2	6.87
Monitored Natural Attenuation Parameters																														
Carbon Dioxide	*	µg/L	--	--	--	--	--	--	--	499	285	632	375	240	140	2,600 B	2,400 B	2,200 J B	2,100	2,100 B	1,400	1,800 *	1,800 *	910	1,100	1,600	< 1,000	< 1,000	--
Iron, as Ferrous (Fe+2)	*	mg/L	--	--	--	--	--	--	--	23.4	38.1	30.6	31.6 H	27 HF	14 HF	5.8 HF	13 HF	13 HF	23 HF	21 HF	23 HF	6.2 HF	7.3 HF	< 0.10 HF	< 0.10 HF	19	23.4	29.0	28.5
Methane	*	µg/L	--	--	--	--	--	--	--	9,800	7,000	6,400	6,900	6,100	1,500	1,100	1,900	1,300	2,500	1700	1400	440	< 0.19	270	1000	350	1,000	2,900	2,400
Nitrate	*	mg/L	--	--	--	--	--	--	--	< 0.25	< 0.25	< 0.25	< 0.25	< 0.25	< 0.25	< 0.075	0.12 J	< 0.075	< 0.36	< 1.1	< 1.1	< 1.1	< 1.1	< 0.050	< 0.050	< 0.50	< 0.25	< 0.25	< 0.25
Oxygen	*	mg/L	--	--	--	--	--	--	--	7.58 H	4.81 H	6.54 H	5.10 H	4.6	6.3	1.6	1.4	1.5	1.2	1.3	2.0	1.1	1.1	1.4	1.4	1.0	1.6	0.99	1.5
Sulfate	*	mg/L	--	--	--	--	--	--	--	< 1.0	< 1.0	< 1.0	< 1.0	< 5.0	< 5.0	< 2.6	3.9 J	4.0 J	5.3	8.2	11	16	17	18	17	21	30	20	17
Volatile Organic Compounds																														
Acetone	4,000	µg/L	< 50	< 50	< 50	< 50	< 50	< 50	< 50	< 50	< 50	< 50	< 50	< 100	< 100	< 5.0	**5.5 J**	< 5.0	< 5.0	**7.8 J**	< 100	< 100	< 100	< 100	< 100	< 100	< 50	< 50	< 50
Benzene	5	µg/L	< 5.0	< 5.0	< 5.0	< 5.0	< 5.0	< 5.0	< 5.0	< 250	< 5.0	< 5.0	< 5.0	< 5.0	< 5.0	**2.2 J**	**2.2 J**	**2.5 J**	**2.5 J**	**1.8 J**	< 5.0	< 5.0	< 5.0	**1.8 J**	**2.6 J**	**3.1 J**	< 5.0	< 5	< 5
Carbon Disulfide	4,000	µg/L	< 5.0	< 5.0	< 5.0	< 5.0	< 5.0	< 5.0	< 5.0	< 5.0	< 5.0	< 5.0	< 5.0	< 5.0	< 5.0	< 0.60	< 0.60 *	< 0.60	< 0.60	< 5.0	< 5.0	< 5.0	< 5.0	< 5.0	< 5.0	< 5.0	< 5.0	< 5	< 5
Ethylbenzene	700	µg/L	< 5.0	< 5.0	< 5.0	< 5.0	< 5.0	< 5.0	**5.9**	**13**	**34**	**67**	**64**	**79**	< 5.0	**0.35 J**	**0.17 J**	**0.21 J**	**0.25 J**	< 5.0	< 5.0	< 5.0	< 5.0	< 5.0	< 5.0	< 5.0	< 5.0	< 5	< 5
Methylene Chloride	5	µg/L	< 5.0	< 5.0	< 5.0	< 5.0	< 5.0	< 5.0	< 5.0	< 5.0	< 5.0	< 5.0	< 5.0	< 5.0	< 5.0	< 1.0	**3.4 J B ***	**2.8 J B**	< 1.0	< 5.0	< 5.0	< 5.0	< 5.0	**0.58 J**	**0.53 J**	< 5.0	< 5.0	< 5	< 5
Toluene	1,000	µg/L	< 5.0	< 5.0	< 5.0	< 5.0	< 5.0	< 5.0	< 5.0	< 5.0	< 5.0	< 5.0	< 5.0	**11**	< 5.0	< 0.33	< 0.33	< 0.33	< 0.33	< 5.0	< 5.0	< 5.0	< 5.0	< 5.0	< 5.0	< 5.0	< 5.0	< 5	< 5
Trichloroethylene	5	µg/L	< 5.0	< 5.0	< 5.0	< 5.0	< 5.0	< 5.0	< 5.0	< 5.0	< 5.0	< 5.0	< 5.0	< 5.0	< 5.0	< 0.13	< 0.13	< 0.13	< 0.13	< 5.0	< 5.0	< 5.0	< 5.0	< 5.0	< 5.0	< 5.0	< 5.0	< 5	< 5
Xylenes, total	2,000	µg/L	< 5.0	< 5.0	< 5.0	< 5.0	< 5.0	< 5.0	< 5.0	**6.8**	**14**	**59**	**43**	**61**	< 5.0	**0.96 J**	**0.31 J**	**0.55 J**	**0.91 J**	**0.27 J**	< 5.0	< 5.0	< 5.0	< 5.0	< 5.0	< 5.0	< 5.0	< 5	< 5
Semivolatile Organic Compounds																														
Acenaphthene	2,000	µg/L	**8.8 J**	**93**	**16**	**16**	**14**	**11**	**9.5**	< 0.50	**47**	**55**	**56**	**6.6**	**36**	**87**	**51**	**71**	**63**	**36**	**48**	**51 D**	**52 D**	**29**	**34**	**54**	**53**	**37**	**33**
Acenaphthylene	10	µg/L	< 1.0	< 1.0	< 1.0	< 1.0	< 1.0	< 1.0	< 1.0	< 1.0	< 1.0	**1.1**	**2.5**	< 2.0	**7.7**	**7.6**	**14**	**18**	**17**	**14**	**23**	**26 D**	**25 D**	**16**	**17**	**14**	**40**	**20**	**20**
Anthracene	10	µg/L	**0.2 J**	**0.28**	**0.22**	**0.32**	**0.25**	**0.28**	**0.31**	< 0.050	**0.8**	**1.3**	**1.0**	< 2.0	< 1.9	**0.54**	**0.16 J**	**0.26**	**0.14 J**	< 0.19	<0.99	< 0.19	< 0.20	**0.056 J**	**0.055 J**	**0.064 J**	< 10	< 10	< 10
Benz(a)anthracene	0.1	µg/L	< 0.05	< 0.05	< 0.05	< 0.05	< 0.05	< 0.05	< 0.05	< 0.050	**0.29**	< 0.050	< 0.050	< 2.0	< 1.9	< 0.11	< 0.15	< 0.10	< 0.096	< 0.19	<0.99	< 0.19	< 0.20	< 0.19	< 0.19	< 0.19	< 0.050	< 0.05	< 0.05
Benzo(a)pyrene	0.2	µg/L	< 0.05	< 0.05	< 0.05	< 0.05	< 0.05	< 0.05	< 0.05	**0.051**	**0.16**	< 0.050	< 0.050	< 2.0	< 1.9	< 0.11	< 0.15	< 0.10	< 0.096	< 0.19	<0.99	< 0.19	< 0.20	< 0.19	< 0.19	< 0.19	< 0.050	< 0.05	< 0.05
Benzo(b)fluoranthene	0.2	µg/L	< 0.1	< 0.1	< 0.1	< 0.1	< 0.1	< 0.1	< 0.1	< 0.10	**0.36**	< 0.10	< 0.10	< 2.0	< 1.9	< 0.11	< 0.15	< 0.10	< 0.096	< 0.19	<0.99	< 0.19	< 0.20	< 0.19	< 0.19	< 0.19	< 0.10	< 0.1	< 0.1
Benzo(g,h,i)perylene	10	µg/L	< 0.1	< 0.1	< 0.1	< 0.1	< 0.1	< 0.1	< 0.1	**0.11**	< 0.10	< 0.10	< 0.10	< 2.0	< 1.9	< 0.11	< 0.15	< 0.10	< 0.096	< 0.19	<0.99	< 0.19	< 0.20	< 0.19	< 0.19	< 0.19	< 10	< 10	< 10
Benzo(k)fluoranthene	10	µg/L	< 0.05	< 0.05	< 0.05	< 0.05	< 0.05	< 0.05	< 0.05	< 0.050	**0.3**	< 0.050	< 0.050	< 2.0	< 1.9	< 0.11	< 0.15	< 0.10	< 0.096	< 0.19	<0.99	< 0.19	< 0.20	< 0.19	< 0.19	< 0.19	< 10	< 10	< 10
Chrysene	0.2	µg/L	< 0.05	< 0.05	< 0.05	< 0.05	< 0.05	< 0.05	< 0.05	< 0.050	**0.38**	< 0.050	< 0.050	< 2.0	< 1.9	< 0.048	< 0.068	< 0.10	< 0.043	< 0.19	<0.99	< 0.19	< 0.20	< 0.19	< 0.19	< 0.19	< 0.050	< 0.05	< 0.05
Dibenzo(a,h)anthracene	0.3	µg/L	< 0.1	< 0.1	< 0.1	< 0.1	< 0.1	< 0.1	< 0.1	**0.11**	**0.31**	< 0.10	< 0.10	< 2.0	< 1.9	< 0.11	< 0.15	< 0.10	< 0.096	< 0.19	<0.99	< 0.19	< 0.20	< 0.19	< 0.19	< 0.19	< 0.10	< 0.1	< 0.1
Fluoranthene	1,000	µg/L	**0.42 J**	**0.45**	**0.41**	**0.53**	**0.4**	**0.39**	**0.27**	< 0.10	**0.8**	**1.1**	**1.3**	< 2.0	< 1.9	**0.92**	**0.70**	**0.90**	**0.78**	**0.59**	**1.1**	**0.87**	**0.8**	**0.3**	**0.37**	**0.31**	< 10	< 10	< 10
Fluorene	1,000	µg/L	**1.3 J**	**1.6**	**2.2**	**2.6**	**2.4**	**2.0**	**1.9**	< 0.10	**6.1**	**9.5**	**12**	< 2.0	**5.3**	**13**	**10**	**14**	**10**	**3.5**	**5.4**	**7.1**	**7.2**	**3.9**	**4.5**	**5.2**	< 10	< 10	< 10
Indeno(1,2,3-cd)pyrene	0.4	µg/L	< 0.05	< 0.05	< 0.05	< 0.05	< 0.05	< 0.05	< 0.05	**0.10**	**0.054**	< 0.050	< 0.050	< 2.0	< 1.9	< 0.11	< 0.15	< 0.10	< 0.096	< 0.19	<0.99	< 0.19	< 0.20	< 0.19	< 0.19	< 0.19	< 0.050	< 0.05	< 0.05
Naphthalene	20	µg/L	**33**	**130**	**59**	**17**	**78**	**51**	**70**	**4.2**	**590**	**840**	**870**	**83**	**49**	**15**	**5.0**	**6.3**	**4.5**	0.18 J	<0.99	< 0.19	< 0.20	**2.3**	**2.3**	**0.16 J**	< 10	< 10	< 10
Phenanthrene	10	µg/L	**1.1 J**	**1.4**	**1.4**	**1.8**	**1.5**	**1.7**	**1.6**	< 0.50	**4.1**	**8.1**	**7.1**	< 2.0	< 1.9	**2.7**	**0.70**	**1.2**	**0.49**	< 0.19	<0.99	< 0.19	< 0.20	**0.058 J**	**0.061 J**	**0.074 J**	< 10	< 10	< 10
Pyrene	1,000	µg/L	**0.61 J**	**0.69**	**0.65**	**0.83**	**0.58**	**0.58**	**0.38**	< 0.050	**0.99**	**1.2**	**1.1**	< 2.0	< 1.9	**0.87**	**0.67**	**0.93**	**0.84**	**0.66**	**1.1**	**0.98**	**0.92**	**0.3**	**0.33**	**0.35**	< 10	< 10	< 10
Inorganic Compounds																														
Antimony	0.01	mg/L	< 0.006	< 0.006	< 0.006	< 0.006	< 0.006	< 0.006	< 0.02	< 0.0200	< 0.0200	< 0.0200	< 0.0200	< 0.020	< 0.020	< 0.0053	< 0.0053	< 0.0053	< 0.0053	< 0.020	< 0.020	< 0.020	< 0.020	< 0.020	< 0.020	< 0.020	< 0.0200	< 0.02	< 0.02
Arsenic	0.05	mg/L	< 0.05	< 0.05	< 0.05	< 0.05	< 0.05	< 0.05	< 0.05	< 0.0500	< 0.0500	< 0.0500	< 0.0500	< 0.020	< 0.020	< 0.0046	< 0.0046	< 0.0046	< 0.0046	< 0.020	< 0.020	< 0.020	< 0.020	< 0.010	< 0.010	< 0.010	<0.0500	< 0.05	< 0.05
Barium	2	mg/L	**0.352**	**0.333**	**0.446**	**0.502**	**0.553**	**0.425**	**0.383**	**0.342**	**0.468**	**0.373**	**0.395**	**0.34**	**0.32**	**0.23**	**0.45**	**0.42**	**0.33**	**0.46**	**0.44**	**0.44**	**0.44**	**0.3**	**0.36**	**0.33**	**0.314**	**0.458**	**0.436**
Beryllium	0.004	mg/L	< 0.004	< 0.004	< 0.004	< 0.004	< 0.004	< 0.004	< 0.01	< 0.0100	< 0.0100	< 0.0100	< 0.0100	< 0.0040	< 0.0040	< 0.00020	< 0.00020	< 0.00020	< 0.00020	< 0.0040	< 0.0040	< 0.0040	< 0.0040	< 0.0040	< 0.0040	< 0.0040	< 0.0100	< 0.010	< 0.010
Cadmium	0.005	mg/L	< 0.005	< 0.005	< 0.005	< 0.005	< 0.005	< 0.005	< 0.005	< 0.0050	< 0.0050	< 0.0050	< 0.0050	< 0.0050	< 0.0050	< 0.0020	< 0.0020	< 0.0020	< 0.0020	< 0.0050	< 0.0050	< 0.0050	< 0.0050	< 0.0050	< 0.0050	< 0.0050	< 0.0050	< 0.005	< 0.005
Chromium	0.1	mg/L	< 0.01	< 0.01	< 0.01	< 0.01	< 0.01	< 0.01	< 0.01	< 0.0100	< 0.0100	< 0.0100	< 0.0100	< 0.010	< 0.010	< 0.0012	< 0.0012	< 0.0012	**0.0012 J**	**0.0012 J**	< 0.010	< 0.010	< 0.010	< 0.010	< 0.010	< 0.010	< 0.0100	< 0.010	< 0.010
Copper	1.3	mg/L	< 0.01	< 0.01	< 0.01	< 0.01	< 0.01	< 0.01	< 0.01	< 0.0100	< 0.0100	< 0.0100	< 0.0100	< 0.020	< 0.020	< 0.0019	< 0.0019	< 0.0019	< 0.0019	< 0.020	< 0.020	< 0.020	< 0.020	< 0.020	< 0.020	< 0.020	< 0.0100	< 0.010	< 0.010
Cyanide	0.2	mg/L	< 0.01	< 0.01	< 0.01	< 0.01	< 0.01	< 0.01	< 0.01	< 0.010	< 0.010	< 0.010	< 0.010	< 0.010	< 0.010	< 0.0050	**0.026**	**0.0057 J**	< 0.0050	< 0.010	< 0.010	< 0.010	< 0.010	< 0.010	**0.0051 J**	< 0.010	< 0.010	< 0.010	< 0.010
Lead	0.015	mg/L	< 0.01	< 0.01	< 0.01	< 0.01	< 0.01	< 0.01	< 0.01	< 0.0100	< 0.0100	< 0.0100	< 0.0100	< 0.010	< 0.010	< 0.0040	< 0.0040	< 0.0040	< 0.0040	< 0.010	< 0.010	< 0.010	< 0.010	< 0.0050	< 0.0050	< 0.0050	< 0.0100	< 0.010	< 0.010
Mercury	0.002	mg/L	< 0.0002	< 0.0002	< 0.0002	< 0.0002	< 0.0002	< 0.0002	< 0.0002	< 0.00020	< 0.00020	< 0.00020	< 0.00020	< 0.00020	< 0.00020	< 0.000091	< 0.000091	< 0.000091	< 0.000091	< 0.00020	< 0.00020	< 0.00020	< 0.00020	< 0.00020	< 0.00020	< 0.00020	< 0.00020	< 0.0002	< 0.0002
Nickel	0.1	mg/L	< 0.02	< 0.02	< 0.02	< 0.02	< 0.02	< 0.02	< 0.02	< 0.0200	< 0.0200	< 0.0200	< 0.0200	< 0.040	< 0.040	< 0.0023	**0.0092 J**	**0.0033 J**	< 0.0023	**0.0035 J**	< 0.040	< 0.040	< 0.040	< 0.040	< 0.040	< 0.040	< 0.0200	< 0.02	< 0.02
Selenium	0.05	mg/L	< 0.02	< 0.02	< 0.02	< 0.02	< 0.02	< 0.02	< 0.02	< 0.0200	< 0.0200	< 0.0200	< 0.0200	< 0.020	< 0.020	< 0.0064	< 0.0064	< 0.0064	< 0.0064	< 0.020	< 0.020	< 0.020	< 0.020	< 0.010	< 0.010	< 0.010	< 0.0200	< 0.02	< 0.02
Thallium	0.002	mg/L	< 0.002	< 0.002	< 0.002	< 0.002	< 0.002	< 0.002	< 0.02	< 0.0200	< 0.0200	< 0.0200	< 0.0200	< 0.0010	< 0.0010	< 0.00025	< 0.00025	< 0.00025	< 0.00025	< 0.0010	< 0.0010	< 0.0010	< 0.0010	< 0.0010	< 0.0010	< 0.0010	< 1.00	< 1.00	< 1
Vanadium (fume or dust)	0.2	mg/L	< 0.01	< 0.01	< 0.01	< 0.01	< 0.01	< 0.01	< 0.01	< 0.0100	< 0.0100	< 0.0100	< 0.0100	< 0.010	< 0.010	**0.0046 J**	< 0.0024	< 0.0024	< 0.0024	< 0.010	< 0.010	< 0.010	< 0.010	< 0.010	< 0.010	< 0.010	< 0.0100	< 0.010	< 0.010
Zinc	2	mg/L	< 0.02	< 0.02	< 0.02	< 0.02	< 0.02	< 0.02	**0.0781**	**0.0202**	< 0.0200	< 0.0200	< 0.0200	< 0.020	< 0.020	**0.022**	< 0.0087	< 0.0087	< 0.0087	< 0.020	< 0.020	< 0.020	< 0.020	**0.013 J**	**0.010 J**	< 0.020	< 0.0200	< 0.02	< 0.02

Notes:
* - Not a HSRA regulated compound
ISCO - *in-situ* chemical oxidation
RRS - Risk Reduction Standard

Data Qualifier Defintions:
-- - Not analyzed
B (Inorganics) - Estimated analyte concentration
D - Analyte concentration reported from secondary dilution
DB - Analyte concentration reported from secondary dilution; analyte detected in method blank
H - Holding time exceeded for sample
J - Estimated analyte concentration
JB (Organic) - Estimated analyte concentration; analyte detected in method blank
Bold = Exceeds the laboratory detection limit
Bold and shaded - Analyte concentration exceeds the Type 1 RRS
JM (Organic) - Estimated analyte concentration; spike sample recovery outside control limits
M (Organic) - Spike sample recovery outside control limits
N - Spike sample recovery outside of control limits
R - Sample data results rejected due to deficiencies in the ability to meet quality control standards
< - Analyte not detected at referenced detection limit
UJ - Analyte not detected; low method bias and/or matrix interference
UN - Analyte not detected; spiked sample recovery outside of control limits
UR - Analyte not detected; data rejected
UWN - Analyte not detected; post digestion spike and spike sample recovery outside control limits

Appendix E-1
Summary of Historical Groundwater Sampling Data - Alluvium, Galliard, and Saprolite Monitoring Wells
January 2001 through July 2018
Atlanta Gas Light Company
Former Manufactured Gas Plant Site
Augusta, Georgia

Chemical Name	Type 1 Risk Reduction Standard	Location ID	MW-602	MW-602	MW-602	MW-602	MW-602	MW-602	MW-602	MW-602	MW-602	MW-602	MW-602	MW-602	MW-602	MW-602	MW-602	MW-602	MW-603	MW-603	MW-603	MW-603	MW-603	MW-603	MW-607	MW-607	MW-607	MW-607
		Sample Date	7/18/2018	1/23/2018	7/25/2017	1/24/2017	7/26/2016	1/19/2016	7/28/2015	1/13/2015	7/15/2014	1/7/2014	7/9/2013	1/7/2013	7/23/212	1/17/2012	7/6/2011	1/18/2011	7/11/2013	1/9/2013	7/26/2012	1/17/2012	7/6/2011	1/18/2011	7/28/2017	1/26/2017	7/28/2016	1/21/2016
		Unit	Post-ISCO																Post-ISCO						Post-ISCO			
Field Parameters																												
Conductivity	*	mS/cm	0.542	0.538	0.447	0.503	0.541	0.597	620	0.613	0.683	0.627	0.193	0.576	0.683	0.82	0.801	0.704	1.030	0.896	0.484	0.874	0.918	0.839	1.568	1.671	1.656	1.689
Dissolved Oxygen (YSI)	*	mg/L	0.22	0.13	0.3	0.21	0.06	0.19	0.7	0.62	0.12	0.47	0.12	0.37	0.23	0.76	0.35	0.42	0.17	0.61	0.93	7.19	0.11	0.51	0.02	0.07	0.12	0.18
Oxidation Reduction Potential	*	mV	13.5	-49.9	2.2	-11.8	9.1	-65.6	-46.9	-33	-56.6	-30.5	-30.1	-7.1	-73.8	-49.3	-47.7	-81.7	-63.2	4.3	-34.8	-60.2	-57.5	-51.1	-65.7	-56.7	-80.6	-79.8
pH	*	SU	6.22	6.07	5.95	6.13	5.88	6.69	5.94	5.77	6.00	6.05	6.79	6.07	5.46	6.48	6.10	6.55	5.89	6.19	6.02	6.56	6.01	5.9	6.16	6.35	6.37	6.29
Temperature	*	Celsius	21.06	20.77	20.79	20.37	20.04	20.02	29.1	17.4	22.36	18.36	24.76	18.15	24.51	20.97	23.69	17.93	23.02	19.27	25.63	18.84	22.66	17.21	22.95	20.53	24.08	21.32
Turbidity	*	NTU	2.57	2.23	3.13	3.76	7.6	2.18	34.1	15.5	9.45	4.16	5.42	2.04	2.59	8.17	181	7.34	1.28	3.79	5.02	6.36	31.7	6.68	14.3	20.9	9.79	14.3
Monitored Natural Attenuation Parameters																												
Carbon Dioxide	*	µg/L	--	--	--	--	--	--	--	--	--	--	--	--	--	--	--	--	--	--	--	--	--	--	--	--	--	--
Iron, as Ferrous (Fe+2)	*	mg/L	--	--	--	--	--	--	--	--	--	--	--	--	--	--	--	--	--	--	--	--	--	--	--	--	--	--
Methane	*	µg/L	--	--	--	--	--	--	--	--	--	--	--	--	--	--	--	--	--	--	--	--	--	--	--	--	--	--
Nitrate	*	mg/L	--	--	--	--	--	--	--	--	--	--	--	--	--	--	--	--	--	--	--	--	--	--	--	--	--	--
Oxygen	*	mg/L	--	--	--	--	--	--	--	--	--	--	--	--	--	--	--	--	--	--	--	--	--	--	--	--	--	--
Sulfate	*	mg/L	--	--	--	--	--	--	--	--	--	--	--	--	--	--	--	--	--	--	--	--	--	--	--	--	--	--
Volatile Organic Compounds																												
Acetone	4,000	µg/L	< 50	< 50	< 50	< 50	< 50	< 50	< 50	< 50	< 50	< 50	< 50	< 100	< 5.0	< 5.0	< 5.0	< 50	< 50	< 100	< 100	< 5.0	< 5.0	< 5.0	< 50	< 50	< 50	< 50
Benzene	5	µg/L	< 5.0	< 5.0	< 5.0	< 5.0	< 5.0	< 5.0	< 5.0	< 5.0	< 5.0	< 5.0	< 5.0	< 5.0	**110**	**2.1 J**	< 0.25	**1,300**	< 5.0	< 5.0	< 5.0	**2.0 J**	**2.3 J**	**3.5 J**	< 5.0	< 5.0	< 5.0	< 5.0
Carbon Disulfide	4,000	µg/L	< 5.0	< 5.0	< 5.0	< 5.0	< 5.0	< 5.0	< 5.0	< 5.0	< 5.0	< 5.0	< 5.0	< 5.0	< 0.60	< 0.60	< 0.60	< 6.0	< 5.0	< 5.0	< 5.0	< 0.60	< 0.60	< 0.60	< 5.0	< 5.0	< 5.0	< 5.0
Ethylbenzene	700	µg/L	< 5.0	< 5.0	< 5.0	< 5.0	< 5.0	< 5.0	< 5.0	< 5.0	< 5.0	< 5.0	< 5.0	< 5.0	**3.0 J**	**0.11 J**	< 0.11	**38 J**	**74**	**82**	**88**	**120**	**98**	**110**	< 5.0	< 5.0	< 5.0	< 5.0
Methylene Chloride	5	µg/L	< 5.0	< 5.0	< 5.0	< 5.0	< 5.0	< 5.0	< 5.0	< 5.0	< 5.0	< 5.0	< 5.0	< 5.0	< 1.0	< 1.0	< 1.0	< 10	< 5.0	< 5.0	< 5.0	< 1.0	**2.9 J**	< 1.0	< 5.0	< 5.0	< 5.0	< 5.0
Toluene	1,000	µg/L	< 5.0	< 5.0	< 5.0	< 5.0	< 5.0	< 5.0	< 5.0	< 5.0	< 5.0	< 5.0	< 5.0	< 5.0	**0.34 J**	< 0.33	< 0.33	< 3.3	< 5.0	< 5.0	< 5.0	**3.0 J**	**2.4 J**	**2.7 J**	< 5.0	< 5.0	< 5.0	< 5.0
Trichloroethylene	5	µg/L	< 5.0	< 5.0	< 5.0	< 5.0	< 5.0	< 5.0	< 5.0	< 5.0	< 5.0	< 5.0	< 5.0	< 5.0	< 0.13	< 0.13	< 0.13	< 1.3	< 5.0	< 5.0	< 5.0	< 0.13	< 0.13	< 0.13	< 5.0	< 5.0	< 5.0	< 5.0
Xylenes, total	2,000	µg/L	< 5.0	< 5.0	< 5.0	< 5.0	< 5.0	< 5.0	< 5.0	< 5.0	< 5.0	< 5.0	< 5.0	< 5.0	**1.5 J**	**0.45 J**	< 0.20	**30 J**	**39**	**40**	**51**	**69**	**45**	**63**	< 5.0	< 5.0	< 5.0	< 5.0
Semivolatile Organic Compounds																												
Acenaphthene	2,000	µg/L	**0.95**	**1.6**	**1.7**	**1.7**	**1.9**	**1.8**	**1.6**	**1.6**	**1.9**	**3.5**	< 0.50	**4.3**	**11**	**6.7**	**4.3**	**0.5**	**40**	**100**	< 190	**85**	**64**	**64**	< 0.5	< 0.5	< 0.5	< 0.5
Acenaphthylene	10	µg/L	< 1.0	< 1.0	< 1.0	< 1.0	< 1.0	< 1.0	< 1.0	< 1.0	< 1.0	< 1.0	< 1.0	< 0.22	< 0.50	**0.18 J**	**0.23**	**34**	< 1.0	**31**	< 190	**4.1**	**1.9**	**1.3 J**	< 1.0	< 1.0	< 1.0	< 1.0
Anthracene	10	µg/L	**0.19**	**0.19**	**0.11**	**0.15**	**0.12**	**0.11**	**0.073**	**0.1**	**0.17**	**0.16**	< 0.050	< 0.22	< 0.50	< 0.10	**0.10 J**	**0.43**	**1.6**	<10	< 190	< 1.0	**3.3**	**3.8**	**0.097**	**0.1**	**0.1**	**0.15**
Benz(a)anthracene	0.1	µg/L	< 0.05	< 0.05	< 0.05	< 0.05	< 0.05	< 0.05	< 0.05	< 0.050	< 0.050	< 0.050	< 0.050	< 0.22	< 0.50	< 0.10	< 0.095	< 0.10	< 0.050	<10	< 190	< 1.0	**0.11 J**	< 0.99	**0.1**	**0.14**	**0.065**	**0.08**
Benzo(a)pyrene	0.2	µg/L	< 0.05	< 0.05	< 0.05	< 0.05	< 0.05	< 0.05	< 0.05	< 0.050	< 0.050	< 0.050	< 0.050	< 0.22	< 0.50	< 0.10	< 0.095	< 0.10	< 0.050	<10	< 190	< 1.0	< 0.095	< 0.99	< 0.05	**0.096**	< 0.05	< 0.05
Benzo(b)fluoranthene	0.2	µg/L	< 0.1	< 0.1	< 0.1	< 0.1	< 0.1	< 0.1	< 0.1	< 0.10	< 0.10	< 0.10	< 0.10	< 0.22	< 0.50	< 0.10	< 0.095	< 0.10	< 0.10	<10	< 190	< 1.0	< 0.095	< 0.99	< 0.1	**0.1**	< 0.1	< 0.1
Benzo(g,h,i)perylene	10	µg/L	< 0.1	< 0.1	< 0.1	< 0.1	< 0.1	< 0.1	< 0.1	< 0.10	< 0.10	< 0.10	< 0.10	< 0.22	< 0.50	< 0.10	< 0.095	< 0.10	< 0.10	<10	< 190	< 1.0	< 0.095	< 0.99	< 0.1	< 0.1	< 0.1	< 0.1
Benzo(k)fluoranthene	10	µg/L	< 0.05	< 0.05	< 0.05	< 0.05	< 0.05	< 0.05	< 0.05	< 0.050	< 0.050	< 0.050	< 0.050	< 0.22	< 0.50	< 0.10	< 0.095	< 0.10	< 0.050	<10	< 190	< 1.0	< 0.095	< 0.99	< 0.05	**0.056**	< 0.05	< 0.05
Chrysene	0.2	µg/L	< 0.05	< 0.05	< 0.05	< 0.05	< 0.05	< 0.05	< 0.05	< 0.050	< 0.050	< 0.050	< 0.050	< 0.22	< 0.23	< 0.046	< 0.045	< 0.045	< 0.050	<10	< 190	< 0.46	**0.078 J**	< 0.44	**0.075**	**0.11**	< 0.05	**0.054**
Dibenzo(a,h)anthracene	0.3	µg/L	< 0.1	< 0.1	< 0.1	< 0.1	< 0.1	< 0.1	< 0.1	< 0.10	< 0.10	< 0.10	< 0.10	< 0.22	< 0.50	< 0.10	< 0.095	< 0.10	< 0.10	<10	< 190	< 1.0	< 0.095	< 0.99	< 0.1	< 0.1	< 0.1	< 0.1
Fluoranthene	1,000	µg/L	< 0.1	< 0.1	< 0.1	< 0.1	< 0.1	< 0.1	< 0.1	< 0.10	< 0.10	< 0.10	< 0.10	< 0.22	< 0.50	**0.14 J**	< 0.095	**0.11 J**	**0.78**	<10	< 190	< 1.0	**1.1**	**1.0 J**	**0.71**	**0.75**	**0.72**	**1.0**
Fluorene	1,000	µg/L	**0.1**	**0.12**	< 0.1	**0.12**	**0.13**	**0.16**	**0.17**	0.22	**0.31**	**0.69**	< 0.10	**0.55**	**1.6**	**0.47**	**0.64**	**5.5**	**9.3**	**29**	< 190	**20**	**21**	**22**	< 0.1	< 0.1	< 0.1	**0.12**
Indeno(1,2,3-cd)pyrene	0.4	µg/L	< 0.05	< 0.05	< 0.05	< 0.05	< 0.05	< 0.05	< 0.05	< 0.050	< 0.050	< 0.050	< 0.050	< 0.22	< 0.50	< 0.10	< 0.095	< 0.10	< 0.050	<10	< 190	< 1.0	< 0.095	< 0.96	< 0.05	< 0.05	< 0.05	< 0.05
Naphthalene	20	µg/L	< 0.5	< 0.5	< 0.5	< 0.5	< 0.5	< 0.5	< 0.5	<500	< 0.50	< 0.50	< 0.50	< 0.22	**65**	**0.34**	**0.15 J**	**330**	**490**	**1,000**	**1,100**	**1,400 D**	**840**	**930**	< 0.5	< 0.5	< 0.5	< 0.5
Phenanthrene	10	µg/L	< 0.05	< 0.05	< 0.05	< 0.05	< 0.05	< 0.05	< 0.05	< 0.50	< 0.050	< 0.050	< 0.050	< 0.22	< 0.50	< 0.10	< 0.095	**1.2**	**8.4**	**22**	< 190	**13**	**16 J**	**18**	**0.62**	**0.49**	**0.61**	**0.97**
Pyrene	1,000	µg/L	**0.099**	**0.082**	**0.079**	**0.08**	**0.065**	**0.094**	**0.064**	< 0.050	**0.054**	**0.08**	< 0.050	< 0.22	< 0.50	**0.22**	**0.11 J**	**0.12 J**	**0.71**	<10	< 190	< 1.0	**1.4**	**1.3 J**	**0.59**	**1.7**	**0.58**	**0.81**
Inorganic Compounds																												
Antimony	0.01	mg/L	< 0.006	< 0.006	< 0.006	< 0.006	< 0.006	< 0.006	< 0.02	< 0.0200	< 0.0200	< 0.0200	< 0.0200	< 0.020	< 0.0053	< 0.0053	< 0.0053	< 0.0053	< 0.0200	< 0.020	< 0.020	< 0.0053	< 0.0053	< 0.0053	< 0.006	< 0.006	< 0.006	< 0.006
Arsenic	0.05	mg/L	< 0.05	< 0.05	< 0.05	< 0.05	< 0.05	< 0.05	< 0.05	< 0.0500	< 0.0500	< 0.0500	< 0.0500	< 0.020	< 0.0046	< 0.0046	< 0.0046	< 0.0046	< 0.0500	< 0.020	< 0.020	< 0.0046	< 0.0046	**0.0048 J**	< 0.05	< 0.05	< 0.05	< 0.05
Barium	2	mg/L	**0.405**	**0.343**	**0.421**	**0.381**	**0.46**	**0.488**	**0.51**	**0.491**	**0.553**	**0.583**	**0.137**	**0.38**	**0.4**	**0.57**	**0.61**	**0.36**	**0.808**	**0.67**	**0.74**	**0.84**	**0.82**	**0.75**	**0.738**	**0.472**	**0.679**	**0.579**
Beryllium	0.004	mg/L	< 0.004	< 0.004	< 0.004	< 0.004	< 0.004	< 0.004	< 0.01	< 0.0100	< 0.0100	< 0.0100	< 0.0100	< 0.0040	< 0.00020	< 0.00020	**0.00048 J**	< 0.00020	< 0.0100	< 0.0040	< 0.0040	< 0.00020	< 0.00020	< 0.00020	< 0.004	< 0.004	< 0.004	< 0.004
Cadmium	0.005	mg/L	< 0.005	< 0.005	< 0.005	< 0.005	< 0.005	< 0.005	< 0.005	< 0.0050	< 0.0050	< 0.0050	< 0.0050	< 0.0050	< 0.0020	< 0.0020	< 0.0020	< 0.0020	< 0.0050	< 0.0050	< 0.0050	< 0.0020	< 0.0020	< 0.0020	< 0.005	< 0.005	< 0.005	< 0.005
Chromium	0.1	mg/L	< 0.01	< 0.01	< 0.01	< 0.01	< 0.01	< 0.01	< 0.01	< 0.0100	< 0.0100	< 0.0100	< 0.0100	< 0.010	< 0.0012	**0.0031 J**	**0.0045 J**	< 0.0012	< 0.0100	< 0.010	< 0.010	**0.0016 J**	**0.0034 J**	**0.0022 J**	< 0.01	< 0.01	< 0.01	< 0.01
Copper	1.3	mg/L	< 0.01	< 0.01	< 0.01	< 0.01	< 0.01	< 0.01	< 0.01	**0.0221**	< 0.0100	< 0.0100	**0.0117**	< 0.020	**0.0049 J**	< 0.0019	**0.02**	< 0.0019	< 0.0100	< 0.020	< 0.020	< 0.0019	**0.0024 J**	< 0.0019	< 0.01	< 0.01	< 0.01	< 0.01
Cyanide	0.2	mg/L	< 0.01	< 0.01	< 0.01	< 0.01	< 0.01	< 0.01	< 0.01	< 0.010	< 0.010	< 0.010	< 0.010	< 0.010	< 0.0050	< 0.0050	< 0.0050	< 0.0050	< 0.010	< 0.010	< 0.010	< 0.0050	**0.01**	< 0.0050	< 0.01	< 0.01	< 0.01	< 0.01
Lead	0.015	mg/L	< 0.01	< 0.01	< 0.01	< 0.01	< 0.01	< 0.01	< 0.01	< 0.0100	< 0.0100	< 0.0100	< 0.0100	< 0.010	< 0.0040	< 0.0040	**0.0088 J**	< 0.0040	< 0.0100	< 0.010	< 0.010	< 0.0040	< 0.0040	< 0.0040	< 0.01	< 0.01	< 0.01	< 0.01
Mercury	0.002	mg/L	< 0.0002	< 0.0002	< 0.0002	< 0.0002	< 0.0002	< 0.0002	< 0.0002	< 0.00020	< 0.00020	< 0.00020	< 0.00020	< 0.00020	< 0.000091	< 0.000091	< 0.000091	< 0.000091	< 0.00020	< 0.00020	< 0.00020	< 0.000091	< 0.000091	< 0.000091	< 0.0002	< 0.0002	< 0.0002	< 0.0002
Nickel	0.1	mg/L	< 0.02	< 0.02	< 0.02	< 0.02	< 0.02	< 0.02	< 0.02	< 0.0200	< 0.0200	< 0.0200	< 0.0200	< 0.040	**0.0024 J**	< 0.0023	**0.0027 J**	< 0.0023	< 0.0200	< 0.040	< 0.040	< 0.0023	< 0.0023	< 0.0023	< 0.02	< 0.02	< 0.02	< 0.02
Selenium	0.05	mg/L	< 0.02	< 0.02	< 0.02	< 0.02	< 0.02	< 0.02	< 0.02	< 0.0200	< 0.0200	< 0.0200	< 0.0200	< 0.020	< 0.0064	< 0.0064	< 0.0064	< 0.0064	< 0.0200	< 0.020	< 0.020	< 0.0064	< 0.0064	< 0.0064	< 0.02	< 0.02	< 0.02	< 0.02
Thallium	0.002	mg/L	< 0.002	< 0.002	< 0.002	< 0.002	< 0.002	< 0.002	< 0.02	< 0.0200	< 0.0200	< 0.0200	< 0.0200	< 0.0010	< 0.00025	< 0.00025	< 0.00025	< 0.00025	< 0.0200	< 0.0010	< 0.0010	< 0.00025	< 0.00025	< 0.00025	< 0.002	< 0.002	< 0.002	< 0.002
Vanadium (fume or dust)	0.2	mg/L	< 0.01	< 0.01	< 0.01	< 0.01	< 0.01	< 0.01	< 0.01	< 0.0100	< 0.0100	< 0.0100	< 0.0100	< 0.010	**0.0044 J**	< 0.0024	**0.013**	< 0.0024	< 0.0100	< 0.010	< 0.010	**0.0024 J**	**0.0035 J**	< 0.0024	< 0.01	< 0.01	< 0.01	< 0.01
Zinc	2	mg/L	< 0.02	< 0.02	< 0.02	**0.132**	< 0.02	< 0.02	**0.0407**	**0.165**	**0.0299**	**0.0432**	**0.583**	**0.4**	**0.17**	< 0.0087	**0.19**	< 0.0087	< 0.0200	**0.021**	< 0.020	< 0.0087	**0.02**	< 0.0087	< 0.02	< 0.02	< 0.02	< 0.02

Notes:
* - Not a HSRA regulated compound
ISCO - *in-situ* chemical oxidation
** Monitoring well had NAPL detected
RRS - Risk Reduction Standard

Data Qualifier Defintions:
-- - Not analyzed
B (Inorganics) - Estimated analyte concentration
D - Analyte concentration reported from secondary dilution
DB - Analyte concentration reported from secondary dilution; analyte detected in method blank
H - Holding time exceeded for sample
J - Estimated analyte concentration
JB (Organic) - Estimated analyte concentration; analyte detected in method blank
Bold = Exceeds the laboratory detection limit
Bold and shaded - Analyte concentration exceeds the Type 1 RRS
Detection limit exceeds the Type 1 RRS
JM (Organic) - Estimated analyte concentration; spike sample recovery outside control limits
M (Organic) - Spike sample recovery outside control limits
N - Spike sample recovery outside of control limits
R - Sample data results rejected due to deficiencies in the ability to meet quality control standards
< - Analyte not detected at referenced detection limit
UJ - Analyte not detected; low method bias and/or matrix interference
UN - Analyte not detected; spiked sample recovery outside of control limits
UR - Analyte not detected; data rejected
UWN - Analyte not detected; post digestion spike and spike sample recovery outside control limits

APPENDIX E-2

SUMMARY OF HISTORICAL GROUNDWATER SAMPLING DATA – TRANSITION ZONE AND BEDROCK MONITORING WELLS

Appendix E-2
Summary of Historical Groundwater Sampling Data - Transition Zone and Bedrock Monitoring Wells
January 2001 through July 2018
Atlanta Gas Light Company
Former Manufactured Gas Plant Site
Augusta, Georgia

Chemical Name	Type 1 Risk Reduction Standard	Location ID	MW-306BR	MW-306BR	MW-306BR	MW-306BR	MW-306BR	MW-306BR	MW-306BR	MW-306BR	MW-306BR	MW-306BR	MW-306BR	MW-306BR	MW-306BR	MW-306BR	MW-306BR	MW-306BR	MW-306BR	MW-306BR	MW-306BR	MW-306BR	MW-306BR	MW-306BR	MW-306BR	MW-306BR	MW-306BR	MW-306BR	MW-306BR	MW-306BR	MW-306BR	MW-306BR	MW-306BR
		Sample Date	7/17/2018	7/17/2018 DUP	1/23/2018	1/23/2018 DUP	7/25/2017	7/25/2017 DUP	1/24/2017	1/24/2017 DUP	7/26/2016	7/26/2016 DUP	1/20/2016	1/20/2016 DUP	7/29/2015	1/14/2015	7/15/2014	1/8/2014	7/9/2013	1/9/2013	7/25/2012	1/17/2012	7/5/2011	1/20/2011	7/20/2010	1/7/2010	7/22/2009	1/19/2009	7/16/2008	1/8/2008	7/10/2007	2/24/2007	2/24/2007 DUP
		Unit	Post-Extraction													During Extraction																	
Volatile Organic Compounds																																	
Acetone	4,000	µg/L	< 50	< 50	< 50	< 50	< 50	< 50	< 50	< 50	< 50	< 50	< 50	< 50	< 50	< 50	< 50	< 50	< 50	< 100	< 100	< 50	< 25	< 25	< 1000	< 1000	< 1000	< 1000	< 100	< 50	< 50	< 50 R	< 50
Benzene	5	µg/L	< 5.0	< 5.0	< 5.0	< 5.0	< 5.0	< 5.0	< 5.0	< 5.0	< 5.0	< 5.0	< 5.0	< 5.0	< 5.0	< 5.0	**300**	**500**	< 5.0	< 5.0	**68**	**720**	**390**	**480**	**730**	**1,000**	**1,500**	**1,400**	**810**	< 5.0	**3,200**	**7,300**	**7,300**
Carbon Disulfide	4,000	µg/L	< 5.0	< 5.0	< 5.0	< 5.0	< 5.0	< 5.0	< 5.0	< 5.0	< 5.0	< 5.0	< 5.0	< 5.0	< 5.0	< 5.0	< 5.0	< 5.0	< 5.0	< 5.0	< 5.0	< 6.0	< 3.0 *	< 3.0	< 50	< 50	< 50	< 50	< 5.0	< 5.0	< 5	< 5	< 5
Ethylbenzene	700	µg/L	< 5.0	< 5.0	< 5.0	< 5.0	< 5.0	< 5.0	< 5.0	< 5.0	< 5.0	< 5.0	< 5.0	< 5.0	< 5.0	< 5.0	< 5.0	< 5.0	< 5.0	< 5.0	< 5.0	**4.6 J**	**1.1 J**	**1.3 J**	**2.8 J**	< 50	< 50	< 50	**1.6 J**	< 5.0	**5.5**	**260**	**270**
Methylene Chloride	5	µg/L	< 5.0	< 5.0	< 5.0	< 5.0	< 5.0	< 5.0	< 5.0	< 5.0	< 5.0	< 5.0	< 5.0	< 5.0	< 5.0	< 5.0	< 5.0	< 5.0	< 5.0	< 5.0	< 5.0	< 10	< 5.0	< 5.0	< 50	< 50	< 50	< 50	< 5.0	< 5.0	< 5	< 5 UJ	< 5
Toluene	1,000	µg/L	< 5.0	< 5.0	< 5.0	< 5.0	< 5.0	< 5.0	< 5.0	< 5.0	< 5.0	< 5.0	< 5.0	< 5.0	< 5.0	< 5.0	< 5.0	< 5.0	< 5.0	< 5.0	< 5.0	< 3.3	< 1.7	< 1.6	< 50	< 50	< 50	< 50	**0.5 J**	< 5.0	< 5	**5.3**	**5.2**
Trichloroethylene	5	µg/L	< 5.0	< 5.0	< 5.0	< 5.0	< 5.0	< 5.0	< 5.0	< 5.0	< 5.0	< 5.0	< 5.0	< 5.0	< 5.0	< 5.0	< 5.0	< 5.0	< 5.0	< 5.0	< 5.0	< 1.3	< 0.65	< 0.65	< 50	< 50	< 50	< 50	< 5.0	< 5.0	< 5	< 5	< 5
Xylenes, total	2,000	µg/L	< 5.0	< 5.0	< 5.0	< 5.0	< 5.0	**5.7**	**6.0**	**5.7**	< 5.0	< 5.0	< 5.0	< 5.0	< 5.0	< 5.0	< 5.0	< 5.0	< 5.0	< 5.0	< 5.0	**5.6 J**	**3.0 J**	**7.9 J**	**17 J**	< 50	< 50	17 J	**11**	< 5.0	**66**	**210**	**200**
Semivolatile Organic Compounds																																	
Acenaphthene	2,000	µg/L	< 50	< 50	**14**	**16**	**17**	**16**	**14**	**15**	**8.3**	**9.2**	**8.4**	**8.9**	**7.5**	**5.3**	**11**	< 0.50	< 0.50	**3.2**	**5.2**	**5.1**	**11**	**9.3**	**29**	**16**	**21**	**9.1 J***	**13**	< 10	**27**	**37**	**37**
Acenaphthylene	10	µg/L	< 1.0	< 1.0	< 1.0	< 1.0	< 1.0	< 1.0	< 1.0	< 1.0	< 1.0	< 1.0	< 1.0	< 1.0	< 1.0	< 1	< 1.0	**14**	< 1.0	<0.20	< 3.8	< 0.10	**0.17 J**	< 0.10	**38**	**0.21**	< 1.9	< 20 *	< 1.9	< 10	< 10	< 10	< 10
Anthracene	10	µg/L	**0.22**	**0.22**	**0.25**	**0.26**	**0.27**	**0.28**	**0.31**	**0.33**	**0.13**	**0.14**	**0.15**	**0.15**	**0.074**	**0.062**	**0.14**	**0.16**	< 0.05	<0.20	< 3.8	< 0.10	**0.22 J**	**0.14 J**	**1.1 J**	**0.27**	< 1.9	< 20 *	< 1.9	< 10	< 10	< 10	< 10
Benz(a)anthracene	0.1	µg/L	< 0.05	< 0.05	< 0.05	< 0.05	< 0.05	< 0.05	< 0.05	< 0.05	< 0.05	< 0.05	< 0.05	< 0.05	< 0.05	< 0.05	< 0.05	< 0.05	< 0.05	<0.20	< 3.8	< 0.10	< 0.13	< 0.10	< 1.9	< 1.9	< 1.9	< 20	< 1.9	< 0.05	< 0.05	< 0.05	< 0.05
Benzo(a)pyrene	0.2	µg/L	< 0.05	< 0.05	< 0.05	< 0.05	< 0.05	< 0.05	< 0.05	< 0.05	< 0.05	< 0.05	< 0.05	< 0.05	< 0.05	< 0.05	< 0.05	< 0.05	< 0.05	<0.20	< 3.8	< 0.10	< 0.13	< 0.10	< 1.9	< 1.9	< 1.9	< 20	< 1.9	< 0.05	< 0.05	< 0.05	< 0.05
Benzo(b)fluoranthene	0.2	µg/L	< 0.1	< 0.1	< 0.1	< 0.1	< 0.1	< 0.1	< 0.1	< 0.1	< 0.1	< 0.1	< 0.1	< 0.1	< 0.1	< 0.10	< 0.10	< 0.10	< 0.10	<0.20	< 3.8	< 0.10	< 0.13	< 0.10	< 1.9	< 1.9	< 1.9	< 20	< 1.9	< 0.10	< 0.1	< 0.1	< 0.1
Benzo(g,h,i)perylene	10	µg/L	< 0.1	< 0.1	< 0.1	< 0.1	< 0.1	< 0.1	< 0.1	< 0.1	< 0.1	< 0.1	< 0.1	< 0.1	< 0.1	< 0.10	< 0.10	< 0.10	< 0.10	<0.20	< 3.8	< 0.10	< 0.13	< 0.10	< 1.9	< 1.9	< 1.9	< 20	< 1.9	< 10	< 10	< 10	< 10
Benzo(k)fluoranthene	10	µg/L	< 0.05	< 0.05	< 0.05	< 0.05	< 0.05	< 0.05	< 0.05	< 0.05	< 0.05	< 0.05	< 0.05	< 0.05	< 0.05	< 0.05	< 0.05	< 0.05	< 0.05	<0.20	< 3.8	< 0.10	< 0.13	< 0.10	< 1.9	< 1.9	< 1.9	< 20 *	< 1.9	< 10	< 10	< 10	< 10
Chrysene	0.2	µg/L	< 0.05	< 0.05	< 0.05	< 0.05	< 0.05	< 0.05	< 0.05	< 0.05	< 0.05	< 0.05	< 0.05	< 0.05	< 0.05	< 0.05	< 0.05	< 0.05	< 0.05	<0.20	< 3.8	< 0.056	< 0.057	< 0.046	< 1.9	< 1.9	< 1.9	< 20	< 1.9	< 0.05	< 0.05	< 0.05	< 0.05
Dibenzo(a,h)anthracene	0.3	µg/L	< 0.1	< 0.1	< 0.1	< 0.1	< 0.1	< 0.1	< 0.1	< 0.1	< 0.1	< 0.1	< 0.1	< 0.1	< 0.1	< 0.10	< 0.10	< 0.10	< 0.10	<0.20	< 3.8	< 0.10	< 0.13	< 0.10	< 1.9	< 1.9	< 1.9	< 20	< 1.9	< 0.10	< 0.1	< 0.1	< 0.1
Fluoranthene	1,000	µg/L	< 0.1	< 0.1	< 0.1	< 0.1	< 0.1	< 0.1	**0.11**	**0.12**	< 0.1	< 0.1	< 0.1	< 0.1	< 0.1	< 0.1	< 0.10	< 0.10	< 0.10	< 3.8	< 3.8	< 0.10	< 0.13	< 0.10	< 1.9	< 1.9	< 1.9	< 20 *	< 1.9	< 10	< 10	< 10	< 10
Fluorene	1,000	µg/L	**1.8**	**2.1**	**2.3**	**2.5**	**2.8**	**2.6**	**2.7**	**2.9**	**1.4**	**1.5**	**1.5**	**1.6**	**0.89**	**0.59**	**1.4**	**1.7**	< 0.10	**0.39**	< 3.8	**0.59**	**2**	**1.4**	**9.4**	**2.5**	**2.2**	< 20 *	1.7 J	< 10	< 10	< 10	< 10
Indeno(1,2,3-cd)pyrene	0.4	µg/L	< 0.05	< 0.05	< 0.05	< 0.05	< 0.05	< 0.05	< 0.05	< 0.05	< 0.05	< 0.05	< 0.05	< 0.05	< 0.05	< 0.05	< 0.05	< 0.05	< 0.05	<0.20	< 3.8	< 0.10	< 0.13	< 0.10	< 1.9	< 1.9	< 1.9	< 20	< 1.9	< 0.05	< 0.05	< 0.05	< 0.05
Naphthalene	20	µg/L	**260**	**270**	**330**	**360**	**440**	**350**	**310**	**380**	**60**	**61**	**170**	**190**	**30**	< 0.5	**210**	**320**	< 0.50	**11 J**	**86**	**110**	**190**	**390**	**2,400**	**340**	**400**	**300**	**400**	< 10	**760**	**750 J**	**1,100**
Phenanthrene	10	µg/L	**1.1**	**1.0**	**1.2**	**1.3**	**1.4**	**1.5**	**1.4**	**1.5**	**0.3**	**0.29**	**0.78**	**0.81**	**0.18**	< 0.05	**0.49**	**1.1**	< 0.05	<0.20	< 3.8	**0.5**	**1.2**	**0.86 ***	**7.3**	**1.9**	**2.4**	< 20 *	1.2 J	< 10	< 10	< 10	< 10
Pyrene	1,000	µg/L	**0.092**	**0.089**	**0.11**	**0.12**	**0.11**	**0.11**	**0.14**	**0.15**	**0.064**	**0.06**	**0.077**	**0.073**	**0.052**	< 0.05	**0.057**	**0.58**	< 0.05	<0.20	< 3.8	< 0.10	< 0.13	< 0.10	< 1.9	< 1.9	< 1.9	< 20	< 1.9	< 10	< 10	< 10	< 10
Inorganic Compounds																																	
Antimony	0.01	mg/L	< 0.006	< 0.006	< 0.006	< 0.006	< 0.006	< 0.006	< 0.006	< 0.006	< 0.006	< 0.006	< 0.006	< 0.006	< 0.02	< 0.02	< 0.02	< 0.02	< 0.02	< 0.02	< 0.02	< 0.0053	< 0.0053	< 0.0053	< 0.020	< 0.020	< 0.020	< 0.020	< 0.02	< 0.02	< 0.02	< 0.02	< 0.02
Arsenic	0.05	mg/L	< 0.05	< 0.05	< 0.05	< 0.05	< 0.05	< 0.05	< 0.05	< 0.05	< 0.05	< 0.05	< 0.05	< 0.05	< 0.05	< 0.05	< 0.05	< 0.05	< 0.05	< 0.02	< 0.02	< 0.0046	< 0.0046	< 0.0046	< 0.020	< 0.020	< 0.020	< 0.010	< 0.01	< 0.05	< 0.05	< 0.05	< 0.05
Barium	2	mg/L	**0.466**	**0.522**	**0.453**	**0.451**	**0.527**	**0.506**	**0.431**	**0.428**	**0.506**	**0.514**	**0.472**	**0.488**	**0.494**	**0.535**	**0.46**	**0.474**	**0.0436**	**0.45**	**0.49**	**0.52**	**0.46**	**0.46**	**0.79**	**0.44**	**0.47**	**0.45**	**0.47**	**0.141**	**0.421**	**0.355**	**0.353**
Beryllium	0.004	mg/L	< 0.004	< 0.004	< 0.004	< 0.004	< 0.004	< 0.004	< 0.004	< 0.004	< 0.004	< 0.004	< 0.004	< 0.004	< 0.01	< 0.01	< 0.01	< 0.01	< 0.01	< 0.0040	< 0.0040	< 0.00020	< 0.00020	**0.00028 JB**	< 0.0040	< 0.0040	< 0.0040	< 0.0040	< 0.004	< 0.01	< 0.01	< 0.01	< 0.01
Cadmium	0.005	mg/L	< 0.005	< 0.005	< 0.005	< 0.005	< 0.005	< 0.005	< 0.005	< 0.005	< 0.005	< 0.005	< 0.005	< 0.005	< 0.005	< 0.005	< 0.005	< 0.005	**0.0257**	< 0.0050	< 0.0050	< 0.0020	< 0.0020	< 0.0020	< 0.0050	< 0.0050	< 0.0050	< 0.0050	< 0.005	< 0.005	< 0.005	< 0.005	< 0.005
Chromium	0.1	mg/L	< 0.01	< 0.01	< 0.01	< 0.01	< 0.01	< 0.01	< 0.01	< 0.01	< 0.01	< 0.01	< 0.01	< 0.01	< 0.01	< 0.01	< 0.01	< 0.01	< 0.01	< 0.010	< 0.010	< 0.0012	**0.0015 J**	< 0.0012	< 0.010	< 0.010	< 0.010	< 0.010	< 0.01	< 0.01	< 0.01	< 0.01	< 0.01
Copper	1.3	mg/L	< 0.01	< 0.01	< 0.01	< 0.01	< 0.01	< 0.01	< 0.01	< 0.01	< 0.01	< 0.01	< 0.01	< 0.01	< 0.01	< 0.01	< 0.01	< 0.01	< 0.01	< 0.02	< 0.02	< 0.0019	**0.0021 J**	**0.0027 JB**	< 0.020	< 0.020	< 0.020	< 0.020	< 0.02	< 0.01	< 0.01	< 0.01	< 0.01
Cyanide	0.2	mg/L	< 0.01	< 0.01	< 0.01	< 0.01	< 0.01	< 0.01	< 0.01	< 0.01	< 0.01	< 0.01	< 0.01	< 0.01	< 0.01	< 0.01	< 0.01	< 0.01	< 0.01	< 0.010	< 0.010	**0.011**	**0.016**	< 0.0050	**0.011**	< 0.010	< 0.010	< 0.010	< 0.01	< 0.01	< 0.01	< 0.01	< 0.01
Lead	0.015	mg/L	< 0.01	< 0.01	< 0.01	< 0.01	< 0.01	< 0.01	< 0.01	< 0.01	< 0.01	< 0.01	< 0.01	< 0.01	< 0.01	< 0.01	< 0.01	< 0.01	< 0.01	< 0.010	< 0.010	< 0.0040	< 0.0040	< 0.0040	< 0.010	< 0.010	< 0.010	< 0.0050	< 0.005	< 0.01	< 0.01	< 0.01	< 0.01
Mercury	0.002	mg/L	< 0.0002	< 0.0002	< 0.0002	< 0.0002	< 0.0002	< 0.0002	< 0.0002	< 0.0002	< 0.0002	< 0.0002	< 0.0002	< 0.0002	< 0.0002	< 0.00020	< 0.00020	< 0.00020	< 0.00020	< 0.00020	< 0.00020	< 0.000091	< 0.000091	< 0.000091	< 0.00020	< 0.00020	< 0.00020	< 0.00020	< 0.00020	< 0.00020	< 0.0002	< 0.0002	< 0.0002
Nickel	0.1	mg/L	< 0.02	< 0.02	< 0.02	< 0.02	< 0.02	< 0.02	< 0.02	< 0.02	< 0.02	< 0.02	< 0.02	< 0.02	< 0.02	< 0.02	< 0.02	< 0.02	< 0.02	< 0.04	< 0.04	< 0.0023	< 0.0023	< 0.0023	< 0.040	< 0.040	< 0.040	< 0.040	< 0.04	< 0.02	< 0.02	< 0.02	< 0.02
Selenium	0.05	mg/L	< 0.02	< 0.02	< 0.02	< 0.02	< 0.02	< 0.02	< 0.02	< 0.02	< 0.02	< 0.02	< 0.02	< 0.02	< 0.02	< 0.02	< 0.02	< 0.02	< 0.02	< 0.020	< 0.020	< 0.0064	< 0.0064	< 0.0064	< 0.020	< 0.020	< 0.020	< 0.010	< 0.01	< 0.02	< 0.02	< 0.02	< 0.02
Thallium	0.002	mg/L	< 0.002	< 0.002	< 0.002	< 0.002	< 0.002	< 0.002	< 0.002	< 0.002	< 0.002	< 0.002	< 0.002	< 0.002	< 0.02	< 0.02	< 0.02	< 0.02	< 0.02	< 0.0010	< 0.0010	< 0.00025	< 0.00025	< 0.00025	< 0.0010	< 0.0010	< 0.0010	< 0.0010	< 0.001	< 1.00	< 1.00	< 1	< 1
Vanadium (fume or dust)	0.2	mg/L	< 0.01	< 0.01	< 0.01	< 0.01	< 0.01	< 0.01	< 0.01	< 0.01	< 0.01	< 0.01	< 0.01	< 0.01	< 0.01	< 0.01	< 0.01	< 0.01	< 0.01	< 0.010	< 0.010	< 0.0024	< 0.0024	< 0.0024	< 0.010	< 0.010	< 0.010	< 0.010	< 0.01	< 0.01	< 0.01	< 0.01	< 0.01
Zinc	2	mg/L	< 0.02	< 0.02	< 0.02	< 0.02	< 0.02	< 0.02	< 0.02	< 0.02	< 0.02	< 0.02	**0.0222**	< 0.02	< 0.02	< 0.02	< 0.02	< 0.02	**0.0217**	< 0.020	< 0.020	< 0.0087	< 0.0087	< 0.0087	< 0.02	<0.020	**0.02**	< 0.020	< 0.02	< 0.02	< 0.02	< 0.02	< 0.02

Notes:
* - Not a HSRA regulated compound
ISCO - *in-situ* chemical oxidation
** - Resampled in August 2007 for VOCs only
RRS - Risk Reduction Standard

Data Qualifier Defintions:
-- - Not analyzed
B (Inorganics) - Estimated analyte concentration
D - Analyte concentration reported from secondary dilution
DB - Analyte concentration reported from secondary dilution; analyte detected in method blank
H - Holding time exceeded for sample
J - Estimated analyte concentration
JB (Organic) - Estimated analyte concentration; analyte detected in method blank
JM (Organic) - Estimated analyte concentration; spike sample recovery outside control limits
M (Organic) - Spike sample recovery outside control limits
N - Spike sample recovery outside of control limits
R - Sample data results rejected due to deficiencies in the ability to meet quality control standards
< - Analyte not detected at referenced detection limit
U - Analyte not detected at referenced detection limit
UJ - Analyte not detected; low method bias and/or matrix interference
UN - Analyte not detected; spiked sample recovery outside of control limits
UR - Analyte not detected; data rejected
UWN - Analyte not detected; post digestion spike and spike sample recovery outside control limits
Bold - Exceeds the laboratory detection limit
Bold and shaded - Analyte concentration exceeds the Type 1 RRS

Appendix E-2
Summary of Historical Groundwater Sampling Data - Transition Zone and Bedrock Monitoring Wells
January 2001 through July 2018
Atlanta Gas Light Company
Former Manufactured Gas Plant Site
Augusta, Georgia

Chemical Name	Type 1 Risk Reduction Standard	Location ID	MW-306BR	MW-306BR	MW-306BR	MW-306BR	MW-306BR	MW-306BR	MW-306BR	MW-306BR	MW-306BR	MW-306BR	MW-306BR	MW-306BR	MW-306BR	MW-306BR	MW-306BR	MW-306BR	MW-306BR	MW-306BR	MW-306BR	MW-306BR	MW-306BR
		Sample Date	7/11/2006	1/13/2006	1/13/2006 DUP	7/22/2005	7/22/2005 DUP	1/20/2005	1/20/2005 DUP	7/15/2004	7/15/2004 DUP	1/22/2004	1/22/2004 DUP	7/18/2003	1/17/2003	1/17/2003 DUP	7/12/2002	4/28/2002	4/26/2002	1/22/2002	7/18/2001	7/18/2001 DUP	1/22/2001
		Unit	Pre-Extraction																				
Volatile Organic Compounds																							
Acetone	4,000	µg/L	50 U	2,500 U	2,000 U	620 U	620 U	2,500 U	2,500 U	2,500 U	2,500 U	12,000 U	6,200 U	2,500 U	25 U	0.025 U	1,200 U	1,200 U	1,200 U	1,200 U	**1,200 R**	**120 R**	1,200 U
Benzene	5	µg/L	**7,300**	**8,900**	**7,900**	**7,700**	**7,600**	**6,800**	**7,300**	**6,700**	**7,000**	**6,500**	**6,400**	**7,400**	**4,900 D**	**4,900 D**	**4,700**	**5,800**	**5,300**	**6,200**	**7,200**	**7,500 D**	**5,400 DB**
Carbon Disulfide	4,000	µg/L	5 U	250 U	200 U	25 U	25 U	100 U	100 U	100 U	100 U	500 U	250 U	10 U	1.0 U	1.0 U	50 U	50 U	50 U	50 U	50 U	5.0 U	5.0 U
Ethylbenzene	700	µg/L	**450**	**840**	**800**	**1,100**	**1,100**	**9,900**	**1,000**	**890**	**910**	**1,100**	**1,100**	**1,200**	**880 D**	**890 D**	**1,000**	**1,100**	**980**	**1,000**	**1,600**	**1,500 D**	--
Methylene Chloride	5	µg/L	5 U	250 U	200 U	120 U	120 U	500 U	500 U	500 U	500 U	2,500 U	1,200 U	50 U	5.0 U	5.0 U	250 U	250 U	250 U	250 U	250 U	25 U	25 U
Toluene	1,000	µg/L	**5.4**	250 U	200 U	25 U	25 U	100 U	100 U	100 U	100 U	500 U	250 U	100 U	**10**	**9.9**	**42 J**	**93**	**32 J**	**26 J**	**21 J**	**26**	**14**
Trichloroethylene	5	µg/L	5 U	250 U	200 U	25 U	25 U	100 U	100 U	100 U	100 U	500 U	250 U	100 U	1.0 U	1.0 U	50 U	50 U	50 U	50 U	50 U	5.0 U	5.0 U
Xylenes, total	2,000	µg/L	**180**	500 U	400 U	**270**	**260**	**200**	**210**	**240**	**250**	1,000 U	500 U	**690**	**550 D**	**560 D**	**630**	**780**	**640**	**500**	**920**	**1,000**	**550**
Semivolatile Organic Compounds																							
2-Methylnaphthalene	*	µg/L	--	**200**	**200**	**150**	**170**	**190**	**190**	**160**	**170**	**170**	**150**	**160**	**170**	**180**	**35**	--	--	**170**	--	**190**	**160**
Acenaphthene	2,000	µg/L	**57**	**60**	**60**	**22**	**56**	100 U	100 U	**58**	**60**	**54**	**50**	**61**	**52**	**54**	**52**	--	--	**56**	--	**65**	**54**
Acenaphthylene	10	µg/L	10 U	10 U	10 U	8.0 U	20 U	100 U	100 U	40 U	40 U	**0.78**	**0.72**	10 U	**0.91 J**	**0.95 J**	10 U	--	--	50 U	--	50 U	10 U
Anthracene	10	µg/L	10 U	10 U	10 U	8.0 U	20 U	100 U	100 U	40 U	40 U	**0.91**	**0.87**	10 U	**0.87 J**	**0.86 J**	**0.83 J**	--	--	50 U	--	50 U	**0.54 J**
Benz(a)anthracene	0.1	µg/L	0.05 U	10 U	10 U	8.0 U	20 U	100 U	100 U	40 U	40 U	0.2 U	0.2 U	10 U	10 U	10 U	10 U	--	--	50 U	--	50 U	10 U
Benzo(a)pyrene	0.2	µg/L	0.05 U	10 U	10 U	8.0 U	20 U	100 U	100 U	40 U	40 U	0.2 U	0.2 U	10 U	10 U	10 U	10 U	--	--	50 U	--	50 U	10 U
Benzo(b)fluoranthene	0.2	µg/L	0.1 U	10 U	10 U	8.0 U	20 U	100 U	100 U	40 U	40 U	0.2 U	0.2 U	10 U	10 U	10 U	10 U	--	--	50 U	--	50 U	10 U
Benzo(g,h,i)perylene	10	µg/L	10 U	10 U	10 U	8.0 U	20 U	100 U	100 U	40 U	40 U	0.2 U	0.2 U	10 U	10 U	10 U	10 U	--	--	50 U	--	50 UJ	10 U
Benzo(k)fluoranthene	10	µg/L	10 U	10 U	10 U	8.0 U	20 U	100 U	100 U	40 U	40 U	0.2 U	0.2 U	10 U	10 U	10 U	10 U	--	--	50 U	--	50 U	10 U
Chrysene	0.2	µg/L	0.05 U	10 U	10 U	8.0 U	20 U	100 U	100 U	40 U	40 U	0.2 U	0.2 U	10 U	10 U	10 U	10 U	--	--	50 U	--	50 U	10 U
Dibenzo(a,h)anthracene	0.3	µg/L	0.1 U	10 U	10 U	8.0 U	20 U	100 U	100 U	40 U	40 U	0.2 U	0.2 U	10 U	10 U	10 U	10 U	--	--	50 U	--	50 UJ	10 U
Dibenzofuran	1	µg/L	--	50 U	50 U	8.0 U	20 U	100 U	100 U	40 U	40 U	**6.1**	**5.8**	10 U	**1.8 J**	**1.8 J**	**1.6 J**	--	--	**1.8 J**	--	**2.1 J**	**1.8 J**
Fluoranthene	1,000	µg/L	10 U	10 U	10 U	8.0 U	20 U	100 U	100 U	40 U	40 U	**0.26**	**0.24**	10 U	10 U	10 U	10 U	--	--	50 U	--	50 U	10 U
Fluorene	1,000	µg/L	10 U	10 U	10 U	8.0 U	20 U	100 U	100 U	40 U	40 U	**9**	**8.4**	10 U	**8.3 J**	**11 J**	**8.2 J**	--	--	**6.2 J**	--	**8.1 J**	**6.2 J**
Indeno(1,2,3-cd)pyrene	0.4	µg/L	0.05 U	10 U	10 U	8.0 U	20 U	100 U	100 U	40 U	40 U	0.2 U	0.2 U	10 U	10 U	10 U	10 U	--	--	50 U	--	50 UJ	10 U
Naphthalene	20	µg/L	**1,600**	**1,700**	**1,700**	**1,500**	**1,800**	**1,900**	**1,800**	**1,600**	**1,700**	**1,600**	**1,400**	**1,500**	**2,200 D**	**2,500 D**	10 U	**580**	**520**	**1,700 D**	**2,000 D**	**1,800 D**	--
Phenanthrene	10	µg/L	10 U	10 U	10 U	8.0 U	20 U	100 U	100 U	40 U	40 U	**7**	**6.6**	10 U	**6.8 J**	**6.9 J**	**5.9 J**	--	--	**5.6 J**	--	**7.0 J**	**4.3 J**
Pyrene	1,000	µg/L	10 U	10 U	10 U	8.0 U	20 U	100 U	100 U	40 U	40 U	**0.31**	**0.3**	10 U	10 U	10 U	10 U	--	--	50 U	--	50 U	10 U
Inorganic Compounds																							
Aluminum (fume or dust)	*	mg/L	--	0.2 U	0.2 U	0.2 U	**0.727**	0.2 U	0.2 U	0.2 U	0.2 U	0.2 U	0.2 U	0.2 U	0.2 U	0.2 U	**0.029 B**	--	--	**0.03 B**	0.2 U	0.2 U	**0.033 BN**
Antimony	0.01	mg/L	0.02 U	0.01 U	0.01 U	0.006 U	0.006 U	0.02 U	0.02 U	0.006 U	0.006 U	0.02 U	0.02 U	0.02 U	0.02 U	0.02 U	0.02 U	--	--	0.02 U	0.02 U	0.02 U	0.02 U
Arsenic	0.05	mg/L	0.05 U	0.01 U	0.01 U	0.01 U	0.01 U	0.01 U	0.01 U	0.01 U	0.01 U	0.01 U	0.01 U	0.01 U	0.01 U	0.01 U	0.01 U	--	--	0.01 U	0.01 U	0.01 U	0.01 U
Barium	2	mg/L	**0.364**	**0.352**	**0.376**	**0.284**	**0.326**	**0.34**	**0.34**	**0.33**	**0.32**	**0.31**	**0.31**	**0.3**	**0.32**	**0.32**	**0.33**	--	--	**0.26**	**0.27**	**0.28**	**0.26**
Beryllium	0.004	mg/L	0.01 U	0.005 U	0.005 U	0.004 U	0.004 U	0.004 U	0.004 U	0.004 U	0.004 U	0.004 U	0.004 U	0.004 U	0.004 U	0.004 U	0.004 U	--	--	0.004 U	0.004 U	0.004 U	0.004 U
Cadmium	0.005	mg/L	0.005 U	0.002 U	0.002 U	0.005 U	0.005 U	0.005 U	0.005 U	0.005 U	0.005 U	0.005 U	0.005 U	0.005 U	0.005 U	0.005 U	0.005 U	--	--	0.005 U	0.005 U	0.005 U	0.005 U
Calcium metal	*	mg/L	--	**28.3**	**31.2**	**26.2**	**30.3**	**27**	**27**	**26**	**25**	**27**	**26**	**23**	**25**	**26**	**26**	--	--	**21**	**22**	**23**	**22**
Chromium	0.1	mg/L	0.01 U	0.005 U	0.005 U	0.01 U	0.01 U	0.01 U	0.01 U	0.01 U	0.01 U	0.01 U	0.01 U	0.01 UJ	0.01 U	0.01 U	0.01 U	--	--	0.01 U	0.01 U	0.01 U	**0.002 B**
Cobalt	*	mg/L	--	0.007 U	0.007 U	0.01 U	0.01 U	0.01 U	0.01 U	0.01 U	0.01 U	0.01 U	0.01 U	0.01 U	0.01 U	0.01 U	0.01 U	--	--	0.01 U	0.01 U	0.01 U	0.01 U
Copper	1.3	mg/L	0.01 U	0.025 U	0.025 U	0.02 U	0.02 U	0.02 U	0.02 U	0.02 U	0.02 U	0.02 U	0.02 U	0.02 U	**0.0046 B**	**0.0034 B**	0.02 U	--	--	0.02 U	**0.0026 J**	0.02 U	0.02 U
Cyanide	0.2	mg/L	0.01 U	0.01 U	0.01 U	0.01 U	0.01 U	0.01 U	0.01 U	0.01 U	0.01 U	0.01 U	0.01 U	0.015 U	0.01 U	0.01 U	0.01 U	0.01 U	0.01 U	0.01 U	0.01 U	0.01 U	0.01 U
Iron	*	mg/L	--	**1.73**	**1.76**	**1.48**	**2.32**	**1.5**	**1.5**	**1.4**	**1.4**	**1.4**	**1.4**	**1.4**	**1.4**	**1.4**	**1.4**	--	--	**1.2**	**1.1**	**1.2**	**1.1**
Lead	0.015	mg/L	0.01 U	0.003 U	0.003 U	0.005 U	0.005 U	0.005 U	0.005 U	0.005 U	0.005 U	0.005 U	0.005 U	0.005 U	**0.0015 B**	0.005 U	0.005 U	--	--	0.005 U	0.005 U	0.005 U	0.005 U
Magnesium	*	mg/L	--	**16.7**	**16.3**	**13.9**	**15.7**	**15**	**14**	**14**	**14**	**14**	**14**	**13**	**14**	**14**	**14**	--	--	**11**	**12**	**12**	**12**
Manganese	*	mg/L	--	**1**	**1.03**	**0.81**	**0.937**	**0.94**	**0.94**	**0.89**	**0.89**	**0.9**	**0.88**	**0.77**	**0.86**	**0.86**	**0.88**	--	--	**0.72**	**0.74**	**0.77**	**0.71**
Mercury	0.002	mg/L	0.0002 U	0.0002 U	0.0002 U	0.0002 U	0.0002 U	0.0002 U	0.0002 U	0.0002 U	0.0002 U	0.0002 U	0.0002 U	0.0002 UJ	0.0002 U	0.0002 U	0.0002 U	--	--	0.0002 U	0.0002 U	0.0002 U	0.00020 U
Nickel	0.1	mg/L	0.02 U	0.04 U	0.04 U	0.04 U	0.04 U	0.04 U	0.04 U	0.04 U	0.04 U	0.04 U	0.04 U	0.04 U	0.04 U	0.04 U	0.04 U	--	--	0.04 U	0.04 U	0.04 U	0.04 U
Potassium	*	mg/L	--	5 U	5 U	**2.82**	**3.42**	**3.3**	**3.3**	**3.1**	**3.1**	**3.1**	**3.1**	**2.9**	**3.1**	**3.1**	**3.1**	--	--	**2.7**	**3.1**	**3.2**	**2.7**
Selenium	0.05	mg/L	0.02 U	0.005 U	0.005 U	0.01 U	0.01 U	0.01 U	0.01 U	0.01 U	0.01 U	0.01 U	0.01 U	0.01 U	0.01 U	0.01 U	0.01 U	--	--	0.01 U	0.01 U	0.01 U	0.01 U
Sodium	*	mg/L	--	**16.7**	**17.1**	**15.6**	**17.3**	**15**	**15**	**15**	**15**	**16**	**15**	**16**	**15**	**15**	**15**	--	--	**13**	**14**	**15**	**14**
Thallium	0.002	mg/L	0.001 U	0.001 U	0.001 U	0.001 U	0.001 U	0.002 U	0.002 U	0.001 U	0.001 U	0.001 U	0.001 U	0.002 U	0.002 U	0.002 U	0.002 UWN	--	--	0.002 U	0.002 U	0.002 U	0.002 U
Vanadium (fume or dust)	0.2	mg/L	0.01 U	0.007 U	0.007 U	0.01 U	0.01 U	0.01 U	0.01 U	0.01 U	0.01 U	0.01 U	0.01 U	0.01 U	0.01 U	0.01 U	0.01 U	--	--	0.01 U	0.01 U	0.01 U	0.01 U
Zinc	2	mg/L	0.02 U	0.02 U	**0.0336**	0.02 U	0.02 U	0.02 U	0.02 U	0.02 U	0.02 U	0.02 U	0.02 U	0.02 U	**0.022**	**0.015 B**	0.02 U	--	--	0.02 U	0.02 U	**0.0078 J**	0.02 U

Notes:
* - Not a HSRA regulated compound
ISCO - *in-situ* chemical oxidation
** - Resampled in August 2007 for VOCs only
RRS - Risk Reduction Standard

Data Qualifier Defintions:
-- - Not analyzed
B (Inorganics) - Estimated analyte concentration
D - Analyte concentration reported from secondary dilution
DB - Analyte concentration reported from secondary dilution; analyte detected in method blank
H - Holding time exceeded for sample
J - Estimated analyte concentration
JB (Organic) - Estimated analyte concentration; analyte detected in method blank
JM (Organic) - Estimated analyte concentration; spike sample recovery outside control limits
M (Organic) - Spike sample recovery outside control limits
N - Spike sample recovery outside of control limits
R - Sample data results rejected due to deficiencies in the ability to meet quality control standards
< - Analyte not detected at referenced detection limit
U - Analyte not detected at referenced detection limit
UJ - Analyte not detected; low method bias and/or matrix interference
UN - Analyte not detected; spiked sample recovery outside of control limits
UR - Analyte not detected; data rejected
UWN - Analyte not detected; post digestion spike and spike sample recovery outside control limits
Bold - Exceeds the laboratory detection limit
Bold and shaded - Analyte concentration exceeds the Type 1 RRS

Appendix E-2
Summary of Historical Groundwater Sampling Data - Transition Zone and Bedrock Monitoring Wells
January 2001 through July 2018
Atlanta Gas Light Company
Former Manufactured Gas Plant Site
Augusta, Georgia

Chemical Name	Type 1 Risk Reduction Standard	Location ID	MW-306TZ	MW-306TZ	MW-306TZ	MW-306TZ	MW-306TZ	MW-306TZ	MW-306TZ	MW-306TZ	MW-306TZ	MW-306TZ	MW-306TZ	MW-306TZ	MW-306TZ	MW-306TZ	MW-306TZ	MW-306TZ	MW-306TZ	MW-306TZ	MW-306TZ	MW-306TZ	MW-306TZ	MW-306TZ	MW-306TZ	MW-306TZ	MW-306TZ	MW-306TZ	MW-306TZ	MW-306TZ	MW-306TZ
		Sample Date	7/17/2018	1/23/2018	7/25/2017	1/24/2017	7/26/2016	1/19/2016	7/30/2015	7/30/2015 DUP	1/13/2015	1/13/2015 DUP	7/14/2014	7/14/2014 DUP	1/27/2014	1/27/2014 DUP	7/9/2013	1/10/2013	1/10/2013 DUP	7/25/2012	7/25/2012 DUP	1/17/2012	1/17/2012 DUP	7/6/2011	7/6/2011 DUP	1/18/2011	1/18/2011 DUP	7/20/2010	1/12/2010	1/12/2010 DUP
		Unit	Post-Extraction								During Extraction																				
Volatile Organic Compounds																															
Acetone	4,000	µg/L	< 50	< 50	< 50	< 50	< 50	< 50	< 50	< 50	< 50	< 50	< 50	< 50	< 50	<50	< 50	< 100	< 100	< 100	< 100	< 50	< 5.0	< 50	< 25	< 5.0	< 5.0	< 100 U	< 5000	< 5000
Benzene	5	µg/L	< 5.0	< 5.0	< 5.0	< 5.0	< 5.0	< 5.0	< 5.0	< 5.0	< 5.0	< 5.0	< 5.0	< 5.0	**18**	**18**	**21**	**5.1**	**5.4**	**5.5**	**5.3**	**91**	**81**	**120**	**120**	**630**	**710**	**69**	**4700**	**4800**
Carbon Disulfide	4,000	µg/L	< 5.0	< 5.0	< 5.0	< 5.0	< 5.0	< 5.0	< 5.0	< 5.0	< 5.0	< 5.0	< 5.0	< 5.0	< 5.0	<5.0	< 5.0	< 5.0	< 5.0	< 5.0	< 5.0	< 6.0	**0.89 J**	< 6.0	< 3.0	< 0.60	< 0.60	< 5.0 U	<250	<250
Ethylbenzene	700	µg/L	< 5.0	< 5.0	< 5.0	< 5.0	< 5.0	< 5.0	< 5.0	< 5.0	< 5.0	< 5.0	< 5.0	< 5.0	< 5.0	<5.0	< 5.0	< 5.0	< 5.0	< 5.0	< 5.0	**2.3 J**	**1.8 J**	**2.6 J**	**2.0 J**	**2.3 J**	**2.9 J**	**1.1 J**	<250	<250
Methylene Chloride	5	µg/L	< 5.0	< 5.0	< 5.0	< 5.0	< 5.0	< 5.0	< 5.0	< 5.0	< 5.0	< 5.0	< 5.0	< 5.0	< 5.0	<5.0	< 5.0	< 5.0	< 5.0	< 5.0	< 5.0	< 10	< 1.0	< 10	< 5.0	< 1.0	< 1.0	< 5.0 U	<250	<250
Toluene	1,000	µg/L	< 5.0	< 5.0	< 5.0	< 5.0	< 5.0	< 5.0	< 5.0	< 5.0	< 5.0	< 5.0	< 5.0	< 5.0	< 5.0	<5.0	< 5.0	< 5.0	< 5.0	< 5.0	< 5.0	< 3.3	**0.77 J**	< 3.3	< 1.7	**0.63 J**	**0.67 J**	**0.63 J**	<250	<250
Trichloroethylene	5	µg/L	< 5.0	< 5.0	< 5.0	< 5.0	< 5.0	< 5.0	< 5.0	< 5.0	< 5.0	< 5.0	< 5.0	< 5.0	< 5.0	<5.0	< 5.0	< 5.0	< 5.0	< 5.0	< 5.0	< 1.3	< 0.13	< 1.3	< 0.65	< 0.13	< 0.13	< 5.0 U	<250	<250
Xylenes, total	2,000	µg/L	**5.4**	**6.9**	**6.4**	**7.9**	**7.6**	**5.3**	< 5.0	< 5.0	**6.8**	**6.3**	**7**	**8.6**	**7.5**	**8.6**	**7.5**	**8.5**	**8.8**	7.8	7.3	**12 J**	**14**	**11 J**	**11 J**	**17**	**22**	**19**	<250	<250
Semivolatile Organic Compounds																															
Acenaphthene	2,000	µg/L	< 50	**18**	**21**	**15**	**16**	**11**	**8.9**	< 50	**18**	**21**	**16**	**19**	**18**	**19**	**17**	**12**	**13**	**6.3**	**7.6**	**13**	**15**	**19**	**21**	**24**	**24**	**23**	<94	30
Acenaphthylene	10	µg/L	< 1.0	< 1.0	< 1.0	< 1.0	< 1.0	< 1.0	< 1.0	< 1.0	< 1.0	< 1.0	< 1.0	< 1.0	< 1.0	< 1.0	<1.0	**0.21**	<0.19	< 3.8	< 3.8	< 0.099	< 0.096	< 1.0	< 0.95	< 0.96	< 0.96	<0.19	<0.19	**0.34**
Anthracene	10	µg/L	**0.33**	**0.35 J**	**0.35**	**0.33**	**0.3**	**0.16**	**0.13**	**0.15**	**0.25**	**0.25**	**0.3**	**0.35**	**0.37**	**0.39**	**0.27**	**0.2**	**0.24**	< 3.8	< 3.8	**0.24**	**0.30**	< 1.0	< 0.95	< 0.96	< 0.96	**0.36**	**0.48**	**0.43**
Benz(a)anthracene	0.1	µg/L	< 0.05	< 0.05	< 0.05	< 0.05	< 0.05	< 0.05	< 0.05	< 0.05	< 0.05	< 0.05	< 0.05	< 0.05	< 0.05	< 0.05	<0.050	<0.19	<0.19	< 3.8	< 3.8	< 0.099	< 0.096	< 1.0	< 0.95	< 0.96	< 0.96	< 0.19	< 0.19	<0.20
Benzo(a)pyrene	0.2	µg/L	< 0.05	< 0.05	< 0.05	< 0.05	< 0.05	< 0.05	< 0.05	< 0.05	< 0.05	< 0.05	< 0.05	< 0.05	< 0.05	< 0.05	<0.050	<0.19	<0.19	< 3.8	< 3.8	< 0.099	< 0.096	< 1.0	< 0.95	< 0.96	< 0.96	< 0.19	< 0.19	<0.20
Benzo(b)fluoranthene	0.2	µg/L	< 0.1	< 0.1	< 0.1	< 0.1	< 0.1	< 0.1	< 0.1	< 0.1	< 0.1	< 0.1	< 0.10	< 0.10	< 0.10	< 0.10	<0.10	**0.19**	<0.19	< 3.8	< 3.8	< 0.099	< 0.096	< 1.0	< 0.95	< 0.96	< 0.96	< 0.19	< 0.19	<0.20
Benzo(g,h,i)perylene	10	µg/L	< 0.1	< 0.1	< 0.1	< 0.1	< 0.1	< 0.1	< 0.1	< 0.1	< 0.10	< 0.10	< 0.10	< 0.10	< 0.10	< 0.10	<0.10	<0.19	<0.19	< 3.8	< 3.8	< 0.099	< 0.096	< 1.0	< 0.95	< 0.96	< 0.96	< 0.19	< 0.19	<0.20
Benzo(k)fluoranthene	10	µg/L	< 0.05	< 0.05	< 0.05	< 0.05	< 0.05	< 0.05	< 0.05	< 0.05	< 0.05	< 0.05	< 0.05	< 0.05	< 0.05	< 0.05	<0.050	<0.19	<0.19	< 3.8	< 3.8	< 0.099	< 0.096	< 1.0	< 0.95	< 0.96	< 0.96	< 0.19	< 0.19	<0.20
Chrysene	0.2	µg/L	< 0.05	< 0.05	< 0.05	< 0.05	< 0.05	< 0.05	< 0.05	< 0.05	< 0.05	< 0.05	< 0.05	< 0.05	< 0.05	< 0.05	<0.050	<0.19	<0.19	< 3.8	< 3.8	< 0.045	< 0.043	< 0.46	< 0.43	< 0.43	< 0.43	< 0.19	< 0.19	<0.20
Dibenzo(a,h)anthracene	0.3	µg/L	< 0.1	< 0.1	< 0.1	< 0.1	< 0.1	< 0.1	< 0.1	< 0.1	< 0.10	< 0.10	< 0.10	< 0.10	< 0.10	< 0.10	<0.10	<0.19	<0.19	< 3.8	< 3.8	< 0.099	< 0.096	< 1.0	< 0.95	< 0.96	< 0.96	< 0.19	< 0.19	<0.20
Fluoranthene	1,000	µg/L	**0.18**	**0.18 J**	**0.18**	**0.15**	**0.15**	**0.11**	< 0.1	< 0.1	**0.12**	**0.13**	**0.14**	**0.16**	**0.17**	**0.18**	**0.15**	**0.25**	<0.19	< 3.8	< 3.8	**0.11 J**	**0.15 J**	< 1.0	< 0.95	< 0.96	< 0.96	**0.16 J**	**0.21**	**0.25**
Fluorene	1,000	µg/L	**2.6**	**2.9 J**	**3.2**	**2.4**	**2.5**	**1.4**	**0.93**	**1.2**	**2**	**2.2**	**2.1**	**2.3**	**2.5**	**2.7**	**2.1**	**1.6**	**1.7**	< 3.8	< 3.8	**1.3**	**1.6**	**3.0**	**3.4**	**3.2**	**3.5**	**2.0**	**4.3**	**3.4**
Indeno(1,2,3-cd)pyrene	0.4	µg/L	< 0.05	< 0.05	< 0.05	< 0.05	< 0.05	< 0.05	< 0.05	< 0.05	< 0.05	< 0.05	< 0.05	< 0.05	< 0.05	< 0.05	< 0.05	<0.19	<0.19	< 3.8	< 3.8	< 0.099	< 0.096	< 1.0	< 0.95	< 0.96	< 0.96	< 0.19 U	<0.20	< 0.19
Naphthalene	20	µg/L	**290**	**350**	**360**	**270**	**270**	**160**	**200**	**210**	**240**	**300**	**310**	**390**	**290**	**340**	**340**	**11 J**	**270**	**200**	**240**	**550 D**	**770**	**330**	**380**	**510**	**520**	**340**	**650**	**700**
Phenanthrene	10	µg/L	**1.5**	**1.6 J**	**1.8**	**1.3**	**1.3**	**0.32**	**0.45**	**0.57**	**0.95**	**1.1**	**1.3**	**1.5**	**1.6**	**1.8**	**1.5**	**1.4**	**1.3**	< 3.8	< 3.8	**1.5**	**1.9**	**2.2**	**2.3**	**2.6**	**2.5**	**2.0**	**3.2**	**3.1**
Pyrene	1,000	µg/L	**0.15**	**0.18 J**	**0.16**	**0.15**	**0.13**	**0.1**	**0.056**	**0.068**	**0.11**	**0.12**	**0.11**	**0.13**	**0.15**	**0.17**	**0.12**	**0.32**	<0.19	< 3.8	< 3.8	< 0.099	**0.11 J**	< 1.0	< 0.95	< 0.96	< 0.96	**0.16 J**	< 0.19	<0.20
Inorganic Compounds																															
Antimony	0.01	mg/L	< 0.006	< 0.006	< 0.006	< 0.006	< 0.006	< 0.006	< 0.02	< 0.02	< 0.02	< 0.02	< 0.02	< 0.02	< 0.02	< 0.02	< 0.02	< 0.02	< 0.02	< 0.02	< 0.02	< 0.0053	< 0.0053	< 0.0053	< 0.0053	< 0.0053	< 0.0053	< 0.020	< 0.020	< 0.020
Arsenic	0.05	mg/L	< 0.05	< 0.05	< 0.05	< 0.05	< 0.05	< 0.05	< 0.05	< 0.05	< 0.05	< 0.05	< 0.05	< 0.05	< 0.05	< 0.05	< 0.05	< 0.02	< 0.02	< 0.02	< 0.02	< 0.0046	< 0.0046	< 0.0046	< 0.0046	< 0.0046	< 0.0046	< 0.020	< 0.020	< 0.020
Barium	2	mg/L	**0.686**	**0.65**	**0.775**	**0.72**	**0.855**	**0.838**	**0.771**	**0.783**	**0.735**	**0.741**	**0.802**	**0.821**	**0.790**	**0.822**	**0.689**	**0.45**	**0.44**	**0.50**	**0.50**	**0.56**	**0.57**	**0.74**	**0.76**	**0.57**	**0.65**	**0.73**	**0.84**	**0.77**
Beryllium	0.004	mg/L	< 0.004	< 0.004	< 0.004	< 0.004	< 0.004	< 0.004	< 0.01	< 0.01	< 0.01	< 0.01	< 0.01	< 0.01	< 0.01	< 0.01	< 0.01	< 0.0040	< 0.0040	< 0.0040	< 0.0040	< 0.00020	< 0.00020	< 0.00020	< 0.00020	< 0.00020	< 0.00020	< 0.0040	< 0.0040	< 0.0040
Cadmium	0.005	mg/L	< 0.005	< 0.005	< 0.005	< 0.005	< 0.005	< 0.005	< 0.005	< 0.005	< 0.005	< 0.005	< 0.005	< 0.005	< 0.005	< 0.005	< 0.005	< 0.0050	< 0.0050	< 0.0050	< 0.0050	< 0.0020	< 0.0020	< 0.0020	< 0.0020	< 0.0020	< 0.0020	< 0.0050	< 0.0050	< 0.0050
Chromium	0.1	mg/L	< 0.01	< 0.01	< 0.01	< 0.01	< 0.01	< 0.01	< 0.01	< 0.01	< 0.01	< 0.01	< 0.01	< 0.01	< 0.01	< 0.01	< 0.01	< 0.010	< 0.010	< 0.010	< 0.010	< 0.0012	< 0.0012	< 0.0012	< 0.0012	< 0.0012	< 0.0012	< 0.010	< 0.010	< 0.010
Copper	1.3	mg/L	< 0.01	< 0.01	< 0.01	< 0.01	< 0.01	< 0.01	**0.0142**	< 0.01	< 0.01	< 0.01	< 0.01	< 0.01	< 0.01	< 0.01	< 0.01	< 0.02	< 0.02	< 0.02	< 0.02	< 0.0019	< 0.0019	< 0.0019	< 0.0019	< 0.0019	< 0.0019	**0.0042 J**	< 0.020	< 0.020
Cyanide	0.2	mg/L	< 0.01	< 0.01	< 0.01	< 0.01	< 0.01	< 0.01	< 0.01	< 0.01	< 0.01	< 0.01	< 0.01	< 0.01	< 0.01	< 0.01	< 0.01	< 0.010	< 0.010	< 0.010	< 0.010	< 0.0050	< 0.0050	**0.014**	**0.0083 J**	< 0.0050	< 0.0050	< 0.010	< 0.010	< 0.010
Lead	0.015	mg/L	< 0.01	< 0.01	< 0.01	< 0.01	< 0.01	< 0.01	< 0.01	< 0.01	< 0.01	< 0.01	< 0.01	< 0.01	< 0.01	< 0.01	< 0.01	< 0.010	< 0.010	< 0.010	< 0.010	< 0.0040	< 0.0040	< 0.0040	< 0.0040	< 0.0040	< 0.0040	< 0.010	< 0.010	< 0.010
Mercury	0.002	mg/L	< 0.0002	< 0.0002	< 0.0002	< 0.0002	< 0.0002	< 0.0002	< 0.0002	< 0.0002	< 0.00020	< 0.00020	< 0.00020	< 0.00020	< 0.00020	< 0.00020	< 0.00020	< 0.00020	< 0.00020	< 0.00020	< 0.00020	< 0.000091	< 0.000091	< 0.000091	< 0.000091	< 0.000091	< 0.000091	< 0.00020	< 0.00020	< 0.00020
Nickel	0.1	mg/L	< 0.02	< 0.02	< 0.02	< 0.02	< 0.02	< 0.02	< 0.02	< 0.02	< 0.02	< 0.02	< 0.02	< 0.02	< 0.02	< 0.02	< 0.02	< 0.04	< 0.04	< 0.04	< 0.04	< 0.0023	< 0.0023	< 0.0023	< 0.0023	< 0.0023	< 0.0023	< 0.040	< 0.040	< 0.040
Selenium	0.05	mg/L	< 0.02	< 0.02	< 0.02	< 0.02	< 0.02	< 0.02	< 0.02	< 0.02	< 0.02	< 0.02	< 0.02	< 0.02	< 0.02	< 0.02	< 0.02	< 0.020	< 0.020	< 0.020	< 0.020	< 0.0064	< 0.0064	< 0.0064	< 0.0064	< 0.0064	< 0.0064	< 0.020	< 0.020	< 0.020
Thallium	0.002	mg/L	< 0.002	< 0.002	< 0.002	< 0.002	< 0.002	< 0.002	< 0.02	< 0.02	< 0.02	< 0.02	< 0.02	< 0.02	< 0.02	< 0.02	< 0.02	< 0.0010	< 0.0010	< 0.0010	< 0.0010	< 0.00025	< 0.00025	< 0.00025	< 0.00025	< 0.00025	< 0.00025	< 0.0010	< 0.0010	< 0.0010
Vanadium (fume or dust)	0.2	mg/L	< 0.01	< 0.01	< 0.01	< 0.01	< 0.01	< 0.01	< 0.01	< 0.01	< 0.01	< 0.01	< 0.01	< 0.01	< 0.01	< 0.01	< 0.01	< 0.010	< 0.010	< 0.010	< 0.010	< 0.0024	< 0.0024	< 0.0024	< 0.0024	< 0.0024	< 0.0024	< 0.010	< 0.010	< 0.010
Zinc	2	mg/L	< 0.02	< 0.02	< 0.02	< 0.02	< 0.02	< 0.02	< 0.02	< 0.02	< 0.02	< 0.02	< 0.02	< 0.02	< 0.02	< 0.02	< 0.02	< 0.020	< 0.020	< 0.020	< 0.020	< 0.0087	< 0.0087	< 0.0087	< 0.0087	< 0.0087	< 0.0087	< 0.020	< 0.020	< 0.020

Notes:
* - Not a HSRA regulated compound
ISCO - *in-situ* chemical oxidation
** - Resampled in August 2007 for VOCs only
RRS - Risk Reduction Standard

Data Qualifier Defintions:
-- - Not analyzed
B (Inorganics) - Estimated analyte concentration
D - Analyte concentration reported from secondary dilution
DB - Analyte concentration reported from secondary dilution; analyte detected in method blank
H - Holding time exceeded for sample
J - Estimated analyte concentration
JB (Organic) - Estimated analyte concentration; analyte detected in method blank
JM (Organic) - Estimated analyte concentration; spike sample recovery outside control limits
M (Organic) - Spike sample recovery outside control limits
N - Spike sample recovery outside of control limits
R - Sample data results rejected due to deficiencies in the ability to meet quality control standards
< - Analyte not detected at referenced detection limit
U - Analyte not detected at referenced detection limit
UJ - Analyte not detected; low method bias and/or matrix interference
UN - Analyte not detected; spiked sample recovery outside of control limits
UR - Analyte not detected; data rejected
UWN - Analyte not detected; post digestion spike and spike sample recovery outside control limits
Bold - Exceeds the laboratory detection limit
Bold and shaded - Analyte concentration exceeds the Type 1 RRS

Appendix E-2
Summary of Historical Groundwater Sampling Data - Transition Zone and Bedrock Monitoring Wells
January 2001 through July 2018
Atlanta Gas Light Company
Former Manufactured Gas Plant Site
Augusta, Georgia

Chemical Name	Type 1 Risk Reduction Standard	Location ID	MW-306TZ	MW-306TZ	MW-306TZ	MW-306TZ	MW-306TZ	MW-306TZ	MW-306TZ	MW-306TZ	MW-306TZ	MW-306TZ	MW-306TZ	MW-306TZ	MW-306TZ	MW-306TZ	MW-306TZ	MW-306TZ	MW-306TZ	MW-306TZ	MW-306TZ	MW-306TZ	MW-306TZ	MW-306TZ
		Sample Date	7/21/2009	7/21/2009 DUP	1/19/2009	7/22/2008	7/22/2008 DUP	1/9/2008	7/10/2007	7/10/2007 DUP	2/15/2007	7/11/2006	2/8/2006	1/12/2006	1/12/2006 DUP	7/22/2005	1/20/2005	7/15/2004	7/18/2003	1/15/2003	7/9/2002	1/15/2002	7/11/2001	1/22/2001
		Unit	During Extraction									Pre-Extraction												
Volatile Organic Compounds																								
Acetone	4,000	µg/L	< 5000	< 2000	< 5000	< 1000	< 5000	< 50	< 50	< 50	< 50	50 U	--	2,000 U	2,000 U	620 U	1,200 U	1,200 U	630 U	120 U	120 U	120 U	120 U	120 U
Benzene	5	µg/L	**4200**	**3900**	**3500**	**3,500**	**3500**	**4,100**	**5,600**	**5,700**	**6,800**	**6,600**	--	**5,700**	**5,500**	**6,200**	**4,600**	**3,200**	**1,700**	**1,100 D**	**1,000 D**	**880**	**1,700 D**	**740 DB**
Carbon Disulfide	4,000	µg/L	< 250	< 100	64 J	< 50	< 250	< 5.0	< 5	< 5	< 5	5 U	--	200 U	200 U	25 U	50 U	50 U	25 U	5.0 U	5.0 U	5.0 U	**11**	1.0 U
Ethylbenzene	700	µg/L	< 250	< 100	< 250	**9.0 J**	< 250	**9.4**	**8.5**	**7.8**	**39**	**64**	--	200 U	200 U	**700**	**760**	**410**	**300**	**300**	**290**	**170**	**450**	**170 D**
Methylene Chloride	5	µg/L	< 250	< 100	21 J	< 50	< 250	< 5.0	< 5	< 5	< 5	5 U	100 U	840 U	880 U	120 U	250 U	250 U	130 U	25 U	25 U	25 U	**25 J**	5.0 U
Toluene	1,000	µg/L	< 250	< 100	< 250	< 50	< 250	< 5.0	< 5	< 5	< 5	5 U	--	200 U	200 U	25 U	50 U	50 U	50 U	**1.5 J**	**2.6 J**	**7.7**	**8.9**	**1.3**
Trichloroethylene	5	µg/L	< 250	< 100	< 250	< 50	< 250	< 5.0	< 5	< 5	< 5	5 U	--	200 U	200 U	25 U	50 U	50 U	50 U	5.0 U	**3.5 J**	5.0 U	**3.1 J**	1.0 U
Xylenes, total	2,000	µg/L	< 250	< 100	61 J	**84**	**55**	**100**	**95**	**85**	**160**	**130**	--	400 U	400 U	**210**	**290**	**200**	**110**	**82**	**130**	**66**	**230**	**94**
Semivolatile Organic Compounds																								
2-Methylnaphthalene	*	µg/L	--	--	--	--	--	--	--	--	--	--	--	**68**	**62**	**80**	**85**	**69**	**43**	**0.02**	**22**	**15**	**28**	**18**
Acenaphthene	2,000	µg/L	**41**	**43**	**14 J***	**19**	**25**	**27**	**32**	**30**	**32**	**35**	--	**24**	**23**	**29**	80 U	**26**	**19**	**0.011**	**9.7 J**	**7.2 J**	**13**	**9.3 J**
Acenaphthylene	10	µg/L	< 0.94	**0.29**	< 20 *	< 3.9	< 3.8	< 10	< 10	< 10	< 10	10 U	--	6.7 U	4.0 U	10 U	80 U	80 U	10 U	10 U	10 U	10 U	10 U	10 U
Anthracene	10	µg/L	< 0.94	**0.71**	< 20 *	**0.49 J**	**0.56 J**	< 10	< 10	< 10	< 10	10 U	--	6.7 U	4.0 U	10 U	80 U	80 U	10 U	10 U	10 U	10 U	**1.3 J**	10 U
Benz(a)anthracene	0.1	µg/L	< 0.94	< 0.19	< 20	< 3.9	< 3.8	< 0.05	< 0.05	< 0.05	< 0.05	0.05 U	--	6.7 U	4.0 U	10 U	80 U	80 U	10 U	10 U	10 U	10 U	10 U	10 U
Benzo(a)pyrene	0.2	µg/L	< 0.94	< 0.19	< 20	< 3.9	< 3.8	< 0.05	< 0.05	< 0.05	< 0.05	0.05 U	--	6.7 U	4.0 U	10 U	80 U	80 U	10 U	10 U	10 U	10 U	10 U	10 U
Benzo(b)fluoranthene	0.2	µg/L	< 0.94	< 0.19	< 20	< 3.9	< 3.8	< 0.10	< 0.1	< 0.1	< 0.1	0.1 U	--	6.7 U	4.0 U	10 U	80 U	80 U	10 U	10 U	10 U	10 U	10 U	10 U
Benzo(g,h,i)perylene	10	µg/L	< 0.94	< 0.19	< 20	< 3.9	< 3.8	< 10	< 10	< 10	< 10	10 U	--	6.7 U	4.0 U	10 U	80 U	80 U	10 U	10 U	10 U	10 U	10 U	10 U
Benzo(k)fluoranthene	10	µg/L	< 0.94	< 0.19	< 20 *	< 3.9	< 3.8	< 10	< 10	< 10	< 10	10 U	--	6.7 U	4.0 U	10 U	80 U	80 U	10 U	10 U	10 U	10 U	10 U	10 U
Chrysene	0.2	µg/L	< 0.94	< 0.19	< 20	< 3.9	< 3.8	< 0.05	< 0.05	< 0.05	< 0.05	0.05 U	--	6.7 U	4.0 U	10 U	80 U	80 U	10 U	10 U	10 U	10 U	10 U	10 U
Dibenzo(a,h)anthracene	0.3	µg/L	< 0.94	< 0.19	< 20	< 3.9	< 3.8	< 0.1	< 0.1	< 0.1	< 0.1	0.1 U	--	6.7 U	4.0 U	10 U	80 U	80 U	10 U	10 U	10 U	10 U	10 U	10 U
Dibenzofuran	1	µg/L	--	--	--	--	--	--	--	--	--	--	--	33 U	20 U	10 U	80 U	80 U	10 U	10 U	10 U	10 U	10 U	10 U
Fluoranthene	1,000	µg/L	< 0.94	**0.23**	< 20 *	< 3.9	< 3.8	< 10	< 10	< 10	< 10	10 U	--	6.7 U	4.0 U	10 U	80 U	80 U	10 U	10 U	10 U	10 U	10 U	10 U
Fluorene	1,000	µg/L	4.9	**5.2**	< 20 *	**2.3 J**	**3.3 J**	< 10	< 10	< 10	< 10	10 U	--	6.7 U	4.0 U	11 J	80 U	80 U	10 U	**0.00095 J**	**1.2 J**	**0.85 J**	**1.3 J**	**0.98 J**
Indeno(1,2,3-cd)pyrene	0.4	µg/L	< 0.94	< 0.19	< 20	< 3.9	< 3.8	< 0.05	< 0.05	< 0.05	< 0.05	0.05 U	--	6.7 U	4.0 U	10 U	80 U	80 U	10 U	10 U	10 U	10 U	10 U	10 U
Naphthalene	20	µg/L	**830**	**1100**	**340**	**560**	**650**	**680**	**780**	**860**	**780**	**850**	--	**710**	**670**	**910**	**820**	**660**	**490**	**0.26 D**	**210 D**	**140**	**330 D**	**180**
Phenanthrene	10	µg/L	**3.9**	**3.8**	< 20 *	**2.4 J**	**3.1 J**	< 10	< 10	< 10	< 10	10 U	--	6.7 U	4.0 U	10 U	80 U	80 U	10 U	**0.0014 J**	**0.95 J**	**0.72 J**	**1.3 J**	**1.0 J**
Pyrene	1,000	µg/L	< 0.94	**0.22**	< 20	< 3.9	< 3.8	<10	<10	<10	< 10	10 U	--	6.7 U	4.0 U	10 U	80 U	80 U	10 U	10 U	10 U	10 U	10 U	10 U
Inorganic Compounds																								
Aluminum (fume or dust)	*	mg/L	--	--	--	--	--	--	--	--	--	--	--	0.2 U	0.2 U	0.2 U	0.2 U	0.2 U	0.2 U	0.20 U	0.2 U	**0.043 BN**	0.2 U	**0.036 BN**
Antimony	0.01	mg/L	< 0.020	< 0.020	< 0.020	< 0.02	< 0.02	< 0.02	< 0.02	< 0.02	< 0.02	0.02 U	--	0.01 U	0.01 U	0.006 U	0.02 U	0.006 U	0.02 U	0.020 U	0.02 U	0.020 U	0.02 U	0.02 U
Arsenic	0.05	mg/L	< 0.020	< 0.020	< 0.010	< 0.01	< 0.01	< 0.05	< 0.05	< 0.05	< 0.05	0.05 U	--	0.01 U	0.01 U	0.01 U	0.01 U	0.01 U	0.01 U	0.010 U	0.01 U	0.010 U	0.01 U	0.01 U
Barium	2	mg/L	**0.67**	**0.71**	**0.54**	**0.5**	**0.5**	**0.513**	**0.592**	**0.580**	**0.590**	**0.624**	--	**0.594**	**0.609**	**0.581**	**0.46**	**0.32**	**0.31**	**0.33**	**0.33**	**0.36**	**0.31**	**0.36**
Beryllium	0.004	mg/L	< 0.0040	< 0.0040	< 0.0040	< 0.004	< 0.004	< 0.01	< 0.01	< 0.01	< 0.01	0.01 U	--	0.005 U	0.005 U	0.004 U	0.004 U	0.004 U	0.004 U	0.0040 U	0.004 U	0.0040 U	0.004 U	0.004 U
Cadmium	0.005	mg/L	< 0.0050	< 0.0050	< 0.0050	< 0.005	< 0.005	< 0.005	< 0.005	< 0.005	< 0.005	0.005 U	--	0.002 U	0.002 U	0.005 U	0.005 U	0.005 U	0.005 U	0.0050 U	0.005 U	0.0050 U	0.005 U	0.005 U
Calcium metal	*	mg/L	--	--	--	--	--	--	--	--	--	--	--	**52.7**	**51.2**	**52.2**	**36**	**25**	**24**	**26**	**28**	**27**	**25**	**29**
Chromium	0.1	mg/L	< 0.010	< 0.010	< 0.010	< 0.01	< 0.01	< 0.01	< 0.01	< 0.01	< 0.01	0.01 U	--	0.005 UJ	0.005 UJ	0.01 U	0.01 U	0.01 U	0.01 U	0.010 U	0.01 U	0.010 U	0.01 UN	0.01 U
Cobalt	*	mg/L	--	--	--	--	--	--	--	--	--	--	--	0.007 UJ	0.007 UJ	0.01 U	0.01 U	0.01 U	0.01 U	0.010 U	0.01 U	0.010 U	0.01 U	0.01 U
Copper	1.3	mg/L	< 0.020	< 0.020	< 0.020	< 0.02	< 0.02	< 0.01	< 0.01	< 0.01	< 0.01	0.01 U	--	0.025 U	0.025 U	0.02 U	0.02 U	0.02 U	0.02 U	0.020 U	0.02 U	0.020 U	0.02 UN	**0.0012 B**
Cyanide	0.2	mg/L	< 0.010	< 0.010	< 0.010	< 0.01	**0.0062 J**	< 0.01	< 0.01	< 0.01	< 0.01	0.01 U	--	0.01 UJ	0.01 UJ	0.01 U	0.01 U	0.01 U	0.015 U	0.010 U	0.01 U	0.010 U	0.01 U	0.01 U
Iron	*	mg/L	--	--	--	--	--	--	--	--	--	--	--	**3.55**	**3.56**	**2.37**	**1.5**	**0.99**	**1**	**1.2**	**1.2**	**1.3 N**	**1.1**	**1.3**
Lead	0.015	mg/L	< 0.010	< 0.010	< 0.0050	< 0.005	< 0.005	< 0.01	< 0.01	< 0.01	< 0.01	0.01 U	--	0.003 U	0.003 U	0.005 U	0.005 U	0.005 U	0.005 U	0.0050 U	0.005 U	0.0050 U	0.005 U	0.005 U
Magnesium	*	mg/L	--	--	--	--	--	--	--	--	--	--	--	**29.4**	**29.8**	**27.9**	**20**	**13**	**15**	**14**	**15**	**15**	**14**	**16**
Manganese	*	mg/L	--	--	--	--	--	--	--	--	--	--	--	**1.89**	**1.93**	**1.77**	**1.4**	**0.96**	**0.95**	**1.0**	**1.1**	**1.0**	**0.94 N**	**1.1**
Mercury	0.002	mg/L	< 0.00020	< 0.00020	< 0.00020	< 0.00020	< 0.00020	< 0.00020	< 0.0002	< 0.0002	< 0.0002	0.0002 U	--	0.0002 UJ	0.0002 UJ	0.0002 U	0.0002 U	0.0002 U	0.0002 U	0.00020 U	0.0002 U	0.00020 U	0.0002 U	0.00020 U
Nickel	0.1	mg/L	< 0.040	< 0.040	< 0.040	< 0.04	< 0.04	< 0.02	< 0.02	< 0.02	< 0.02	0.02 U	--	0.04 U	0.04 U	0.04 U	0.04 U	0.04 U	0.04 U	0.040 U	0.04 U	0.040 U	0.04 U	0.04 U
Potassium	*	mg/L	--	--	--	--	--	--	--	--	--	--	--	5 U	5 U	**3.94**	**3.7**	**3**	**2.7**	**2.9**	**2.9**	**3.0**	**3.0**	**3.1**
Selenium	0.05	mg/L	< 0.020	< 0.020	--	< 0.01	< 0.01	< 0.02	< 0.02	< 0.02	< 0.02	0.02 U	--	0.005 U	0.005 U	0.01 U	0.01 U	0.01 U	0.01 U	0.010 U	0.01 U	0.010 U	0.01 U	0.01 U
Sodium	*	mg/L	--	--	--	--	--	--	--	--	--	--	--	**24.8**	**24.9**	**26.2**	**23**	**24**	**21**	**23**	**18**	**17**	**23**	**19**
Thallium	0.002	mg/L	< 0.0010	< 0.0010	< 0.0010	< 0.001	< 0.001	< 1.00	< 1.00	< 1.00	< 1	0.001 U	--	0.001 U	0.001 U	0.001 U	0.002 U	0.001 U	0.002 U	0.0020 UWN	0.002 UJ	0.0020 U	0.002 U	0.002 U
Vanadium (fume or dust)	0.2	mg/L	< 0.010	< 0.010	< 0.010	< 0.01	< 0.01	< 0.01	< 0.01	< 0.01	< 0.01	0.01 U	--	0.007 U	0.007 U	0.01 U	0.01 U	0.01 U	0.01 U	0.010 U	0.01 U	0.010 U	0.01 U	0.01 U
Zinc	2	mg/L	< 0.020	< 0.020	< 0.020	< 0.02	< 0.02	< 0.02	< 0.02	< 0.02	< 0.02	0.02 U	--	0.02 U	0.02 U	0.02 U	0.02 U	0.02 U	**0.03**	0.020 U	0.02 U	0.020 U	0.02 U	0.02 U

Notes:
* - Not a HSRA regulated compound
ISCO - *in-situ* chemical oxidation
** - Resampled in August 2007 for VOCs only
RRS - Risk Reduction Standard

Data Qualifier Defintions:
-- - Not analyzed
B (Inorganics) - Estimated analyte concentration
D - Analyte concentration reported from secondary dilution
DB - Analyte concentration reported from secondary dilution; analyte detected in method blank
H - Holding time exceeded for sample
J - Estimated analyte concentration
JB (Organic) - Estimated analyte concentration; analyte detected in method blank
JM (Organic) - Estimated analyte concentration; spike sample recovery outside control limits
M (Organic) - Spike sample recovery outside control limits
N - Spike sample recovery outside of control limits
R - Sample data results rejected due to deficiencies in the ability to meet quality control standards
< - Analyte not detected at referenced detection limit
U - Analyte not detected at referenced detection limit
UJ - Analyte not detected; low method bias and/or matrix interference
UN - Analyte not detected; spiked sample recovery outside of control limits
UR - Analyte not detected; data rejected
UWN - Analyte not detected; post digestion spike and spike sample recovery outside control limits
Bold - Exceeds the laboratory detection limit
Bold and shaded - Analyte concentration exceeds the Type 1 RRS

Appendix E-2
Summary of Historical Groundwater Sampling Data - Transition Zone and Bedrock Monitoring Wells
January 2001 through July 2018
Atlanta Gas Light Company
Former Manufactured Gas Plant Site
Augusta, Georgia

Chemical Name	Type 1 Risk Reduction Standard	Location ID	MW-309BR	MW-309BR	MW-309BR	MW-309BR	MW-309BR	MW-309BR	MW-309BR	MW-309BR	MW-309BR	MW-309BR	MW-309BR	MW-309BR	MW-309BR	MW-309BR	MW-309BR	MW-309BR	MW-309BR	MW-309BR	MW-309BR	MW-309BR	MW-309BR	MW-309BR	MW-309BR	MW-309BR	MW-309BR	MW-309BR
		Sample Date	7/18/2018	1/23/2018	7/25/2017	1/24/2017	7/26/2016	1/19/2016	7/28/2015	1/29/2015	7/17/2014	1/9/2014	7/9/2013	1/9/2013	7/23/2012	1/17/2012	7/6/2011	1/17/2011	7/14/2010	1/5/2010	7/21/2009	1/21/2009	7/17/2008	1/8/2008	8/21/2007**	7/12/2007	2/14/2007
		Unit	Post-Extraction							During Extraction																		
Volatile Organic Compounds																												
Acetone	4,000	µg/L	< 50	< 50	< 50	< 50	< 50	< 50	< 50	< 50	< 50	< 50	< 50	<100	< 5.0	< 5.0	< 5.0	< 5.0	< 100	< 100	< 100	< 100	< 100	< 50	**69**	--	< 50
Benzene	5	µg/L	< 5.0	< 5.0	< 5.0	< 5.0	< 5.0	< 5.0	< 5.0	< 5.0	< 5.0	< 5.0	< 5.0	< 5.0	< 0.25	< 0.25	< 0.25	**0.60 J**	< 5.0	< 5.0	< 5.0	< 5.0	< 5.0	< 5.0	< 5.0	--	< 5
Carbon Disulfide	4,000	µg/L	< 5.0	< 5.0	< 5.0	< 5.0	< 5.0	< 5.0	< 5.0	< 5.0	< 5.0	< 5.0	< 5.0	< 5.0	< 0.60	< 0.60	< 0.60	< 0.60	< 5.0	< 5.0	< 5.0	< 5.0	< 5.0	< 5.0	< 5.0	--	< 5
Ethylbenzene	700	µg/L	< 5.0	< 5.0	< 5.0	< 5.0	< 5.0	< 5.0	< 5.0	< 5.0	< 5.0	< 5.0	< 5.0	< 5.0	< 0.11	< 0.11	< 0.11	**0.17 J**	< 5.0	< 5.0	< 5.0	< 5.0	< 5.0	< 5.0	< 5.0	--	< 5
Methylene Chloride	5	µg/L	< 5.0	< 5.0	< 5.0	< 5.0	< 5.0	< 5.0	< 5.0	< 5.0	< 5.0	< 5.0	< 5.0	< 5.0	< 1.0	< 1.0	< 1.0	< 1.0	< 5.0	< 5.0	< 5.0	< 5.0	< 5.0	< 5.0	< 5.0	--	< 5
Toluene	1,000	µg/L	< 5.0	< 5.0	< 5.0	< 5.0	< 5.0	< 5.0	< 5.0	< 5.0	< 5.0	< 5.0	< 5.0	< 5.0	0.38 J	< 0.33	< 0.33	< 0.33	< 5.0	< 5.0	< 5.0	< 5.0	< 5.0	< 5.0	< 5.0	--	< 5
Trichloroethylene	5	µg/L	< 5.0	< 5.0	< 5.0	< 5.0	< 5.0	< 5.0	< 5.0	< 5.0	< 5.0	< 5.0	< 5.0	< 5.0	< 0.13	< 0.13	< 0.13	< 0.13	< 5.0	< 5.0	< 5.0	< 5.0	< 5.0	< 5.0	< 5.0	--	< 5
Xylenes, total	2,000	µg/L	< 5.0	< 5.0	< 5.0	< 5.0	< 5.0	< 5.0	< 5.0	< 5.0	< 5.0	< 5.0	< 5.0	< 5.0	< 0.20	< 0.20	< 0.20	< 0.20	< 5.0	< 5.0	< 5.0	< 5.0	< 5.0	< 5.0	< 5.0	--	< 5
Semivolatile Organic Compounds																												
Acenaphthene	2,000	µg/L	< 0.5	< 0.5	< 0.5	< 0.5	< 0.5	< 0.5	< 0.5	< 0.50	< 0.50	< 0.50	< 0.50	< 0.19	< 0.11	< 0.11	< 0.096	< 0.10	< 0.19	< 0.19	< 0.19	< 0.20	< 0.19	< 10	--	< 10	< 10
Acenaphthylene	10	µg/L	< 1.0	< 1.0	< 1.0	< 1.0	< 1.0	< 1.0	< 1.0	< 1	< 1.0	< 1.0	< 1.0	< 0.19	< 0.11	< 0.11	< 0.096	< 0.10	< 0.19	< 0.19	< 0.19	< 0.20	< 0.19	< 10	--	< 10	< 10
Anthracene	10	µg/L	< 0.05	< 0.05	< 0.05	< 0.05	< 0.05	< 0.05	< 0.05	< 0.05	< 0.05	< 0.05	< 0.05	< 0.19	< 0.11	< 0.11	< 0.096	< 0.10	< 0.19	< 0.19	< 0.19	< 0.20	< 0.19	< 10	--	< 10	< 10
Benz(a)anthracene	0.1	µg/L	< 0.05	< 0.05	< 0.05	< 0.05	< 0.05	< 0.05	< 0.05	< 0.05	< 0.05	< 0.05	< 0.05	< 0.19	< 0.11	< 0.11	< 0.096	< 0.10	< 0.19	< 0.19	< 0.19	< 0.20	< 0.19	< 0.05	--	< 0.05	< 0.05
Benzo(a)pyrene	0.2	µg/L	< 0.05	< 0.05	< 0.05	< 0.05	< 0.05	< 0.05	< 0.05	< 0.05	< 0.05	< 0.05	< 0.05	< 0.19	< 0.11	< 0.11	< 0.096	< 0.10	< 0.19	< 0.19	< 0.19	< 0.20	< 0.19	< 0.05	--	< 0.05	< 0.05
Benzo(b)fluoranthene	0.2	µg/L	< 0.1	< 0.1	< 0.1	< 0.1	< 0.1	< 0.1	< 0.1	< 0.10	< 0.10	< 0.10	< 0.10	< 0.19	< 0.11	< 0.11	< 0.096	< 0.10	< 0.19	< 0.19	< 0.19	< 0.20	< 0.19	< 0.10	--	< 0.1	< 0.1
Benzo(g,h,i)perylene	10	µg/L	< 0.1	< 0.1	< 0.1	< 0.1	< 0.1	< 0.1	< 0.1	< 0.10	< 0.10	< 0.10	< 0.10	< 0.19	< 0.11	< 0.11	< 0.096	< 0.10	< 0.19	< 0.19	< 0.19	< 0.20	< 0.19	< 10	--	< 10	< 10
Benzo(k)fluoranthene	10	µg/L	< 0.05	< 0.05	< 0.05	< 0.05	< 0.05	< 0.05	< 0.05	< 0.05	< 0.05	< 0.05	< 0.05	< 0.19	< 0.11	< 0.11	< 0.096	< 0.10	< 0.19	< 0.19	< 0.19	< 0.20	< 0.19	< 10	--	< 10	< 10
Chrysene	0.2	µg/L	< 0.05	< 0.05	< 0.05	< 0.05	< 0.05	< 0.05	< 0.05	< 0.05	< 0.05	< 0.05	< 0.05	< 0.19	< 0.048	< 0.049	< 0.043	< 0.046	< 0.19	< 0.19	< 0.19	< 0.20	< 0.19	< 0.05	--	< 0.05	< 0.05
Dibenzo(a,h)anthracene	0.3	µg/L	< 0.1	< 0.1	< 0.1	< 0.1	< 0.1	< 0.1	< 0.1	< 0.10	< 0.10	< 0.10	< 0.10	< 0.19	< 0.11	< 0.11	< 0.096	< 0.10	< 0.19	< 0.19	< 0.19	< 0.20	< 0.19	< 0.10	--	< 0.1	< 0.1
Fluoranthene	1,000	µg/L	< 0.1	< 0.1	< 0.1	< 0.1	< 0.1	< 0.1	< 0.1	< 0.1	< 0.10	< 0.10	< 0.10	< 0.19	< 0.11	< 0.11	< 0.096	< 0.10	< 0.19	< 0.19	< 0.19	< 0.20	< 0.19	< 10	--	< 10	< 10
Fluorene	1,000	µg/L	< 0.1	< 0.1	< 0.1	< 0.1	< 0.1	< 0.1	< 0.1	< 0.10	< 0.10	< 0.10	< 0.10	< 0.19	< 0.11	< 0.11	< 0.096	< 0.10	< 0.19	< 0.19	< 0.19	< 0.20	< 0.19	< 10	--	< 10	< 10
Indeno(1,2,3-cd)pyrene	0.4	µg/L	< 0.05	< 0.05	< 0.05	< 0.05	< 0.05	< 0.05	< 0.05	< 0.05	< 0.05	< 0.05	< 0.05	< 0.19	< 0.11	< 0.11	< 0.096	< 0.10	< 0.19	< 0.19	< 0.19	< 0.20	< 0.19	< 0.05	--	< 0.05	< 0.05
Naphthalene	20	µg/L	< 0.5	< 0.5	< 0.5	< 0.5	< 0.5	< 0.5	< 0.5	< 0.5	< 0.50	< 0.50	< 0.50	< 0.19	< 0.11	< 0.11	< 0.096	**11 J**	**0.13 J**	< 0.19	< 0.19	**0.067 J**	**0.052 J**	< 10	--	< 10	< 10
Phenanthrene	10	µg/L	< 0.05	< 0.05	< 0.05	< 0.05	< 0.05	**0.063**	< 0.05	< 0.05	< 0.05	**0.055**	< 0.05	< 0.19	< 0.11	< 0.11	< 0.096	< 0.10	< 0.19	< 0.19	< 0.19	< 0.20	< 0.19	< 10	--	< 10	< 10
Pyrene	1,000	µg/L	< 0.05	< 0.05	< 0.05	< 0.05	< 0.05	**0.051**	< 0.05	< 0.05	< 0.05	< 0.05	< 0.05	< 0.19	< 0.11	< 0.11	< 0.096	< 0.10	< 0.19	< 0.19	< 0.19	< 0.20	< 0.19	< 10	--	< 10	< 10
Inorganic Compounds																												
Antimony	0.01	mg/L	< 0.006	< 0.006	< 0.006	< 0.006	< 0.006	< 0.006	< 0.02	< 0.02	< 0.02	< 0.02	< 0.02	< 0.020	< 0.0053	< 0.0053	< 0.0053	< 0.0053	< 0.020	< 0.020	< 0.020	< 0.020	< 0.02	< 0.02	--	< 0.02	< 0.02
Arsenic	0.05	mg/L	< 0.05	< 0.05	< 0.05	< 0.05	< 0.05	< 0.05	< 0.05	< 0.05	< 0.05	< 0.05	< 0.05	< 0.020	< 0.0046	< 0.0046	< 0.0046	< 0.0046	< 0.020	< 0.020	< 0.020	< 0.010	< 0.01	< 0.05	--	< 0.05	< 0.05
Barium	2	mg/L	**0.462**	**0.31**	**0.37**	**0.402**	**0.394**	**0.467**	**0.462**	**0.143**	**0.0398**	**0.245**	**0.148**	**0.20**	**0.47**	**0.20**	**0.39**	**0.46**	**0.092**	**0.069**	**0.22**	**0.22**	**0.22**	**0.221**	--	**0.230**	**0.249**
Beryllium	0.004	mg/L	< 0.004	< 0.004	< 0.004	< 0.004	< 0.004	< 0.004	< 0.01	< 0.01	< 0.01	< 0.01	< 0.01	< 0.0040	< 0.00020	< 0.00020	< 0.00020	< 0.00020	< 0.0040	< 0.0040	< 0.0040	< 0.0040	< 0.004	< 0.01	--	< 0.01	< 0.01
Cadmium	0.005	mg/L	< 0.005	< 0.005	< 0.005	< 0.005	< 0.005	< 0.005	**0.0072**	< 0.005	**0.0086**	< 0.005	**0.0113**	**0.0056**	< 0.0020	< 0.0020	< 0.0020	< 0.0020	< 0.0059	< 0.0050	< 0.0050	< 0.0050	< 0.005	< 0.005	--	< 0.005	< 0.005
Chromium	0.1	mg/L	< 0.01	< 0.01	< 0.01	< 0.01	< 0.01	< 0.01	< 0.01	< 0.01	< 0.01	< 0.01	< 0.01	< 0.010	< 0.0012	< 0.0012	< 0.0012	**0.0012 J**	< 0.010	< 0.010	< 0.010	< 0.010	< 0.01	< 0.01	--	< 0.01	< 0.01
Copper	1.3	mg/L	< 0.01	< 0.01	**0.01**	< 0.01	**0.011**	**0.0112**	**0.0435**	**0.0348**	**0.0481**	**0.0105**	**0.0759**	**0.030**	< 0.0019	**0.028**	**0.0052 J**	< 0.0019	**0.0024 J**	< 0.020	< 0.020	**0.0073 J**	**0.0031 J**	< 0.01	--	< 0.01	< 0.01
Cyanide	0.2	mg/L	< 0.01	< 0.01	< 0.01	< 0.01	< 0.01	< 0.01	< 0.01	< 0.01	< 0.01	< 0.01	< 0.01	< 0.010	< 0.0050	< 0.0050	< 0.0050	< 0.0050	< 0.010	< 0.010	< 0.010	< 0.010	< 0.01	< 0.01	--	< 0.01	< 0.01
Lead	0.015	mg/L	< 0.01	< 0.01	< 0.01	< 0.01	< 0.01	< 0.01	< 0.01	< 0.01	< 0.01	< 0.01	< 0.01	< 0.010	< 0.0040	< 0.0040	< 0.0040	< 0.0040	< 0.010	< 0.010	< 0.010	< 0.0050	< 0.005	< 0.01	--	< 0.01	< 0.01
Mercury	0.002	mg/L	< 0.0002	< 0.0002	< 0.0002	< 0.0002	< 0.0002	< 0.0002	< 0.0002	< 0.00020	< 0.00020	< 0.00020	< 0.00020	< 0.00020	< 0.000091	< 0.000091	< 0.000091	< 0.000091	< 0.00020	< 0.00020	< 0.00020	< 0.00020	**0.000092**	< 0.00020	--	< 0.0002	< 0.0002
Nickel	0.1	mg/L	< 0.02	< 0.02	< 0.02	< 0.02	< 0.02	< 0.02	< 0.02	< 0.02	< 0.02	< 0.02	< 0.02	< 0.040	< 0.0023	< 0.0023	< 0.0023	< 0.0023	< 0.040	< 0.040	< 0.040	< 0.040	< 0.04	< 0.02	--	< 0.02	< 0.02
Selenium	0.05	mg/L	< 0.02	< 0.02	< 0.02	< 0.02	< 0.02	< 0.02	< 0.02	< 0.02	< 0.02	< 0.02	< 0.02	< 0.020	< 0.0064	< 0.0064	< 0.0064	< 0.0064	< 0.020	< 0.020	< 0.020	< 0.010	< 0.01	< 0.02	--	< 0.02	< 0.02
Thallium	0.002	mg/L	< 0.002	< 0.002	< 0.002	< 0.002	< 0.002	< 0.002	< 0.02	< 0.02	< 0.02	< 0.02	< 0.02	< 0.0010	< 0.00025	< 0.00025	< 0.00025	< 0.00025	< 0.0010	< 0.0010	< 0.0010	< 0.0010	< 0.001	< 1.00	--	< 1.00	< 1
Vanadium (fume or dust)	0.2	mg/L	< 0.01	< 0.01	< 0.01	< 0.01	< 0.01	< 0.01	< 0.01	< 0.01	< 0.01	< 0.01	< 0.01	< 0.010	< 0.0024	**0.0035 J**	< 0.0024	< 0.0024	< 0.010	< 0.010	< 0.010	**0.0049 J**	**0.0045 J**	< 0.01	--	< 0.01	< 0.01
Zinc	2	mg/L	< 0.02	< 0.02	< 0.02	< 0.02	< 0.02	< 0.02	**0.0331**	< 0.02	< 0.02	< 0.02	< 0.02	**0.021**	< 0.0087	< 0.0087	< 0.0087	< 0.0087	< 0.020	< 0.020	< 0.020	< 0.020	< 0.02	< 0.02	--	< 0.02	< 0.02

Notes:
* - Not a HSRA regulated compound
ISCO - *in-situ* chemical oxidation
** - Resampled in August 2007 for VOCs only
RRS - Risk Reduction Standard

Data Qualifier Defintions:
-- - Not analyzed
B (Inorganics) - Estimated analyte concentration
D - Analyte concentration reported from secondary dilution
DB - Analyte concentration reported from secondary dilution; analyte detected in method blank
H - Holding time exceeded for sample
J - Estimated analyte concentration
JB (Organic) - Estimated analyte concentration; analyte detected in method blank
JM (Organic) - Estimated analyte concentration; spike sample recovery outside control limits
M (Organic) - Spike sample recovery outside control limits
N - Spike sample recovery outside of control limits
R - Sample data results rejected due to deficiencies in the ability to meet quality control standards
< - Analyte not detected at referenced detection limit
U - Analyte not detected at referenced detection limit
UJ - Analyte not detected; low method bias and/or matrix interference
UN - Analyte not detected; spiked sample recovery outside of control limits
UR - Analyte not detected; data rejected
UWN - Analyte not detected; post digestion spike and spike sample recovery outside control limits
Bold - Exceeds the laboratory detection limit
Bold and shaded - Analyte concentration exceeds the Type 1 RRS

Appendix E-2
Summary of Historical Groundwater Sampling Data - Transition Zone and Bedrock Monitoring Wells
January 2001 through July 2018
Atlanta Gas Light Company
Former Manufactured Gas Plant Site
Augusta, Georgia

Chemical Name	Type 1 Risk Reduction Standard	Location ID	MW-309BR	MW-309BR	MW-309BR	MW-309BR	MW-309BR	MW-309BR	MW-309BR	MW-309BR	MW-309BR	MW-309BR	MW-309BR	MW-309BR	MW-309BR
		Sample Date	7/12/2006	1/12/2006	7/21/2005	1/20/2005	7/15/2004	1/22/2004	7/16/2003	1/17/2003	7/11/2002	1/17/2002	1/17/2002	7/12/2001	1/23/2001
		Unit	Pre-Extraction												
Volatile Organic Compounds															
Acetone	4,000	µg/L	50 U	10 U	25 U	25 U	25 U	25 U	25 U	25 U	**15 J**	**25 R**	**25 R**	25 U	25 U
Benzene	5	µg/L	5 U	1.0 U	1.0 U	1.0 U	1.0 U	1.0 U	1.0 U	**0.12 J**	1.0 U	1.0 U	1.0 U	**0.16 J**	1.0 U
Carbon Disulfide	4,000	µg/L	5 U	1.0 U	1.0 U	1.0 U	1.0 U	1.0 U	1.0 U	1.0 U	1.0 U	1.0 U	1.0 U	1.0 U	1.0 U
Ethylbenzene	700	µg/L	5 U	1.0 U	1.0 U	1.0 U	1.0 U	1.0 U	1.0 U	1.0 U	1.0 U	1.0 U	1.0 U	1.0 U	1.0 U
Methylene Chloride	5	µg/L	5 U	1.0 U	5.0 U	5.0 U	5.0 U	5.0 U	5.0 U	5.0 U	5.0 U	5.0 U	5.0 U	5.0 U	5.0 U
Toluene	1,000	µg/L	5 U	1.0 U	1.0 U	1.0 U	1.0 U	1.0 U	1.0 U	1.0 U	1.0 U	1.0 U	1.0 U	1.0 U	1.0 U
Trichloroethylene	5	µg/L	5 U	1.0 U	1.0 U	1.0 U	1.0 U	1.0 U	1.0 U	1.0 U	1.0 U	1.0 U	1.0 U	1.0 U	1.0 U
Xylenes, total	2,000	µg/L	5 U	2.0 U	2.0 U	2.0 U	2.0 U	2.0 U	2.0 U	2.0 U	2.0 U	2.0 U	2.0 U	2.0 U	2.0 U
Semivolatile Organic Compounds															
2-Methylnaphthalene	*	µg/L	--	0.2 U	0.2 U	0.2 U	0.2 U	0.2 U	10 U	10 U	10 U	10 U	10 U	10 U	10 U
Acenaphthene	2,000	µg/L	10 U	0.2 U	0.2 U	0.2 U	0.2 U	0.2 U	10 U	10 U	10 U	10 U	10 U	10 U	10 U
Acenaphthylene	10	µg/L	10 U	0.2 U	0.2 U	0.2 U	0.2 U	0.2 U	10 U	10 U	10 U	10 U	10 U	10 U	10 U
Anthracene	10	µg/L	10 U	0.2 U	0.2 U	0.2 U	0.2 U	0.2 U	10 U	10 U	10 U	10 U	10 U	10 U	10 U
Benz(a)anthracene	0.1	µg/L	0.05 U	0.2 U	0.2 U	0.2 U	0.2 U	0.2 U	10 U	10 U	10 U	10 U	10 U	10 U	10 U
Benzo(a)pyrene	0.2	µg/L	0.05 U	0.2 U	0.2 U	0.2 U	0.2 U	0.2 U	10 U	10 U	10 U	10 U	10 U	10 U	10 U
Benzo(b)fluoranthene	0.2	µg/L	0.1 U	0.2 U	0.2 U	0.2 U	0.2 U	0.2 U	10 U	10 U	10 U	10 U	10 U	10 U	10 U
Benzo(g,h,i)perylene	10	µg/L	10 U	0.2 U	0.2 U	0.2 U	0.2 U	0.2 U	10 U	10 U	10 U	10 U	10 U	10 U	10 U
Benzo(k)fluoranthene	10	µg/L	10 U	0.2 U	0.2 U	0.2 U	0.2 U	0.2 U	10 U	10 U	10 U	10 U	10 U	10 U	10 U
Chrysene	0.2	µg/L	0.05 U	0.2 U	0.2 U	0.2 U	0.2 U	0.2 U	10 U	10 U	10 U	10 U	10 U	10 U	10 U
Dibenzo(a,h)anthracene	0.3	µg/L	0.1 U	0.2 U	0.2 U	0.2 U	0.2 U	0.2 U	10 U	10 U	10 U	10 U	10 U	10 U	10 U
Dibenzofuran	1	µg/L	--	1.0 U	0.2 U	0.2 U	0.2 U	0.2 U	10 U	10 U	10 U	10 U	10 U	10 U	10 U
Fluoranthene	1,000	µg/L	10 U	0.2 U	0.2 U	0.2 U	0.2 U	0.2 U	10 U	10 U	10 U	10 U	10 U	10 U	10 U
Fluorene	1,000	µg/L	10 U	0.2 U	0.2 U	0.2 U	0.2 U	0.2 U	10 U	10 U	10 U	10 U	10 U	10 U	10 U
Indeno(1,2,3-cd)pyrene	0.4	µg/L	0.05 U	0.2 U	0.2 U	0.2 U	0.2 U	0.2 U	10 U	10 U	10 U	10 U	10 U	10 U	10 U
Naphthalene	20	µg/L	10 U	0.2 U	0.2 U	0.2 U	0.2 U	0.2 U	10 U	10 U	10 U	10 U	10 U	10 U	10 U
Phenanthrene	10	µg/L	10 U	0.2 U	0.2 U	0.2 U	0.2 U	0.2 U	10 U	10 U	10 U	10 U	10 U	10 U	10 U
Pyrene	1,000	µg/L	10 U	0.2 U	0.2 U	0.2 U	0.2 U	0.2 U	10 UJ	10 U	10 U	10 U	10 U	10 U	10 U
Inorganic Compounds															
Aluminum (fume or dust)	*	mg/L	--	0.2 U	0.2 U	0.2 U	0.2 U	0.2 U	0.2 U	0.2 U	**0.38**	**0.13 B**	**0.13 B**	**15**	**2.4 N**
Antimony	0.01	mg/L	0.02 U	0.01 U	0.006 U	0.02 U	0.006 U	0.02 U	0.02 U	0.02 U	0.02 U	0.02 U	0.02 U	0.02 U	0.02 U
Arsenic	0.05	mg/L	0.05 U	0.01 U	0.01 U	0.01 U	0.01 U	0.01 U	0.01 U	0.01 U	0.01 U	0.0044 U	0.0036 U	0.01 U	0.01 U
Barium	2	mg/L	**0.22**	**0.381**	**0.375**	**0.38**	**0.38**	**0.38**	**0.33**	**0.39**	**0.38**	**0.39**	**0.39**	**0.53**	**0.4**
Beryllium	0.004	mg/L	0.01 U	0.005 U	0.004 U	0.004 U	0.004 U	0.004 U	0.004 U	0.004 U	0.004 U	0.00073 U	0.00068 U	0.004 U	0.004 U
Cadmium	0.005	mg/L	0.005 U	0.002 U	0.005 U	0.005 U	0.005 U	0.005 U	0.005 UJ	0.005 U	0.005 U	0.005 U	0.005 U	0.005 U	0.005 U
Calcium metal	*	mg/L	--	**26.4**	**24.4**	**26**	**25**	**28**	**25**	**27**	**25**	**26**	**27**	**40**	**27**
Chromium	0.1	mg/L	0.01 U	0.005 UJ	0.01 U	0.01 U	0.01 U	0.01 U	0.01 UJ	0.01 U	**0.0032 B**	0.01 U	0.002 U	**0.18 N**	**0.0063 B**
Cobalt	*	mg/L	--	0.007 UJ	0.01 U	0.01 U	0.01 U	0.01 U	0.01 UJ	**0.0025 B**	**0.006 B**	**0.0028 B**	**0.0036 B**	**0.14**	**0.021**
Copper	1.3	mg/L	0.01 U	0.025 U	0.02 U	0.02 U	0.02 U	0.02 U	0.02 U	**0.002 B**	**0.0062 B**	0.0015 U	0.0019 U	**0.21 N**	**0.027**
Cyanide	0.2	mg/L	0.01 U	0.01 UJ	0.01 U	0.01 U	0.01 U	0.01 U	0.015 U	0.01 U	0.01 U	0.01 U	0.01 U	0.01 U	0.01 U
Iron	*	mg/L	--	**1.42**	**1.2**	**1.5**	**1.2**	**1.3**	**1.3**	**1.3**	**1.8**	**1.6**	**1.6**	**28**	**5.0**
Lead	0.015	mg/L	0.01 U	0.003 U	0.005 U	0.005 U	0.005 U	0.005 U	0.005 UJ	0.005 U	0.005 U	0.005 U	0.005 U	**0.003 B**	0.005 U
Magnesium	*	mg/L	< 0.0002	--	**12.1**	**9.83**	**11**	**10**	**11**	**10**	**12**	**10**	**11**	**11**	**23**
Manganese	*	mg/L	< 0.02	--	**0.355**	**0.321**	**0.36**	**0.34**	**0.35**	**0.35**	**0.32**	**0.33**	**0.37 J**	**0.37 J**	**0.78 N**
Mercury	0.002	mg/L	0.0002 U	0.0002 UJ	0.0002 U	0.0002 U	0.0002 U	0.0002 U	0.0002 U	0.0002 U	**0.000077 B**	0.0002 U	0.0002 U	0.0002 U	0.00020 U
Nickel	0.1	mg/L	0.02 U	0.04 U	0.04 U	0.04 U	0.04 U	0.04 U	0.04 UJ	0.04 U	0.04 U	0.04 U	0.04 U	**0.1**	0.04 U
Potassium	*	mg/L	--	5 U	**2.98**	**3.6**	**3.5**	**3.6**	**3**	**3.5**	**3.7**	**3.6 J**	**3.6 J**	**5.3**	**3.6**
Selenium	0.05	mg/L	0.02 U	0.005 U	0.01 U	0.01 U	0.01 U	0.01 U	0.01 U	0.01 U	0.01 U	0.01 U	0.01 U	0.01 U	0.01 U
Sodium	*	mg/L	--	**13.1**	**12.3**	**12**	**12**	**13**	**13**	**13**	**13**	**12**	**12**	**14**	**13**
Thallium	0.002	mg/L	0.001 U	0.001 U	0.001 U	0.002 U	0.001 U	0.001 U	0.002 U	0.002 U	0.002 UN	0.002 U	0.002 U	0.002 U	0.002 U
Vanadium (fume or dust)	0.2	mg/L	0.01 U	0.007 U	0.01 U	0.01 U	0.01 U	0.01 U	0.01 UJ	0.01 U	0.01 U	0.01 U	0.01 U	**0.046**	**0.0072 B**
Zinc	2	mg/L	0.02 U	0.02 U	0.02 U	0.02 U	0.02 U	0.02 U	**0.03**	**0.051**	0.02 U	0.02 U	0.02 U	**0.054**	**0.0086 B**

Notes:
* - Not a HSRA regulated compound
ISCO - *in-situ* chemical oxidation
** - Resampled in August 2007 for VOCs only
RRS - Risk Reduction Standard

Data Qualifier Defintions:
-- - Not analyzed
B (Inorganics) - Estimated analyte concentration
D - Analyte concentration reported from secondary dilution
DB - Analyte concentration reported from secondary dilution; analyte detected in method blank
H - Holding time exceeded for sample
J - Estimated analyte concentration
JB (Organic) - Estimated analyte concentration; analyte detected in method blank
JM (Organic) - Estimated analyte concentration; spike sample recovery outside control limits
M (Organic) - Spike sample recovery outside control limits
N - Spike sample recovery outside of control limits
R - Sample data results rejected due to deficiencies in the ability to meet quality control standards
< - Analyte not detected at referenced detection limit
U - Analyte not detected at referenced detection limit
UJ - Analyte not detected; low method bias and/or matrix interference
UN - Analyte not detected; spiked sample recovery outside of control limits
UR - Analyte not detected; data rejected
UWN - Analyte not detected; post digestion spike and spike sample recovery outside control limits
Bold - Exceeds the laboratory detection limit
Bold and shaded - Analyte concentration exceeds the Type 1 RRS

Appendix E-2
Summary of Historical Groundwater Sampling Data - Transition Zone and Bedrock Monitoring Wells
January 2001 through July 2018
Atlanta Gas Light Company
Former Manufactured Gas Plant Site
Augusta, Georgia

Chemical Name	Type 1 Risk Reduction Standard	Location ID	MW-309TZ	MW-309TZ	MW-309TZ	MW-309TZ	MW-309TZ	MW-309TZ	MW-309TZ	MW-309TZ	MW-309TZ	MW-309TZ	MW-309TZ	MW-309TZ	MW-309TZ	MW-309TZ	MW-309TZ	MW-309TZ	MW-309TZ	MW-309TZ
		Sample Date	7/21/2009	1/20/2009	07/23/2008	1/9/2008	7/12/2007	2/14/2007	7/12/2006	1/11/2006	7/21/2005	1/20/2005	7/14/2004	1/20/2004	7/16/2003	1/15/2003	7/10/2002	1/16/2002	7/12/2001	1/24/2001
		Unit	During Extraction						Pre-Extraction											
Volatile Organic Compounds																				
Acetone	4,000	µg/L	< 100	< 100	< 100	< 50	< 50	< 50	50 U	10 U	25 U	25 U	25 U	25 U	25 U	25 U	25 U	**72**	**65**	**17 J**
Benzene	5	µg/L	< 5.0	< 5.0	< 5.0	< 5.0	< 5	< 5	5 U	1.0 U	1.0 U	1.0 U	1.0 U	1.0 U	1.0 U	1.0 U	1.0 U	1.0 U	1.0 U	**0.12 J**
Carbon Disulfide	4,000	µg/L	< 5.0	< 5.0	< 5.0	< 5.0	< 5	< 5	5 U	1.0 U	1.0 U	1.0 U	1.0 U	1.0 U	**1.0**	**1.6**	**12**	**28**	**49**	**20**
Methylene Chloride	5	µg/L	< 5.0	< 5.0	< 5.0	< 5.0	< 5	< 5	5 U	1.0 U	5.0 U	5.0 U	5.0 U	5.0 U	5.0 U	5.0 U	**0.31 J**	5.0 U	5.0 U	**0.42 J**
Ethylbenzene	700	µg/L	< 5.0	< 5.0	< 5.0	< 5.0	< 5	< 5	5 U	1.0 U	1.0 U	1.0 U	1.0 U	1.0 U	1.0 U	1.0 U	1.0 U	1.0 U	1.0 U	1.0 U
Toluene	1,000	µg/L	< 5.0	< 5.0	< 5.0	< 5.0	< 5	< 5	5 U	1.0 U	**2.3**	1.0 U	**1.2**	**1.0**	1.0 U	**0.61 J**	**0.65 J**	**0.33 J**	**0.64 J**	**3.4**
Trichloroethylene	5	µg/L	< 5.0	< 5.0	< 5.0	< 5.0	< 5	< 5	5 U	1.0 U	1.0 U	1.0 U	1.0 U	1.0 U	1.0 U	1.0 U	1.0 U	1.0 U	1.0 U	1.0 U
Xylenes, total	2,000	µg/L	< 5.0	< 5.0	< 5.0	< 5.0	< 5	< 5	5 U	2.0 U	2.0 U	2.0 U	2.0 U	2.0 U	2.0 U	2.0 U	2.0 U	2.0 U	**0.37 J**	**0.55 J**
Semivolatile Organic Compounds																				
2-Methylnaphthalene	*	µg/L	--	--	--	--	--	--	--	0.2 U	0.2 U	0.2 U	0.2 U	0.2 U	10 U	10 U	10 U	10 U	10 U	10 U
Acenaphthene	2,000	µg/L	< 0.20	< 0.19	< 0.19	< 10	< 10	< 10	10 U	0.2 U	0.2 U	0.2 U	0.2 U	0.2 U	10 U	10 U	10 U	10 U	10 U	10 U
Acenaphthylene	10	µg/L	< 0.20	< 0.19	< 0.19	< 10	< 10	< 10	10 U	0.2 U	0.2 U	0.2 U	0.2 U	0.2 U	10 U	10 U	10 U	10 U	10 U	10 U
Anthracene	10	µg/L	< 0.20	< 0.19	< 0.19	< 10	< 10	< 10	10 U	0.2 U	0.2 U	0.2 U	0.2 U	0.2 U	10 U	10 U	10 U	10 U	10 U	10 U
Benz(a)anthracene	0.1	µg/L	< 0.20	< 0.19	< 0.19	< 0.05	< 0.05	< 0.05	0.05 U	0.2 U	0.2 U	0.2 U	0.2 U	0.2 U	10 U	10 U	10 U	10 U	10 U	**0.4 J**
Benzo(a)pyrene	0.2	µg/L	< 0.20	< 0.19	< 0.19	< 0.05	< 0.05	< 0.05	0.05 U	0.2 U	0.2 U	0.2 U	0.2 U	0.2 U	10 U	10 U	10 U	10 U	10 U	10 U
Benzo(b)fluoranthene	0.2	µg/L	< 0.20	< 0.19	< 0.19	< 0.10	< 0.1	< 0.1	0.1 U	0.2 U	0.2 U	0.2 U	0.2 U	0.2 U	10 U	10 U	10 U	10 U	10 U	10 U
Benzo(g,h,i)perylene	10	µg/L	< 0.20	< 0.19	< 0.19	< 10	< 10	< 10	10 U	0.2 U	0.2 U	0.2 U	0.2 U	0.2 U	10 U	10 U	10 U	10 U	10 U	10 U
Benzo(k)fluoranthene	10	µg/L	< 0.20	< 0.19	< 0.19	< 10	< 10	< 10	10 U	0.2 U	0.2 U	0.2 U	0.2 U	0.2 U	10 U	10 U	10 U	10 U	10 U	10 U
Chrysene	0.2	µg/L	< 0.20	< 0.19	< 0.19	< 0.05	< 0.05	< 0.05	0.05 U	0.2 U	0.2 U	0.2 U	0.2 U	0.2 U	10 U	10 U	10 U	10 U	10 U	10 U
Dibenzo(a,h)anthracene	0.3	µg/L	< 0.20	< 0.19	< 0.19	< 0.10	< 0.1	< 0.1	0.1 U	0.2 U	0.2 U	0.2 U	0.2 U	0.2 U	10 U	10 U	10 U	10 U	10 U	10 U
Dibenzofuran	1	µg/L	--	--	--	--	--	--	--	1.0 U	0.2 U	0.2 U	0.2 U	0.2 U	10 U	10 U	10 U	10 U	10 U	10 U
Fluoranthene	1,000	µg/L	< 0.20	< 0.19	< 0.19	< 10	< 10	< 10	10 U	0.2 U	0.2 U	0.2 U	0.2 U	0.2 U	10 U	10 U	10 U	10 U	10 U	10 U
Fluorene	1,000	µg/L	< 0.20	< 0.19	< 0.19	< 10	< 10	< 10	10 U	0.2 U	0.2 U	0.2 U	0.2 U	0.2 U	10 U	11 J	10 U	10 U	10 U	10 U
Indeno(1,2,3-cd)pyrene	0.4	µg/L	< 0.20	< 0.19	< 0.19	< 0.05	< 0.05	< 0.05	0.05 U	0.2 U	0.2 U	0.2 U	0.2 U	0.2 U	10 U	10 U	10 U	10 U	10 U	10 U
Naphthalene	20	µg/L	< 0.20	**0.036 J**	**0.10 J**	< 10	< 10	< 10	10 U	0.2 U	0.2 U	0.2 U	0.2 U	0.2 U	10 U	10 U	10 U	10 U	10 U	10 U
Phenanthrene	10	µg/L	< 0.20	< 0.19	< 0.19	< 10	< 10	< 10	10 U	0.2 U	0.2 U	0.2 U	0.2 U	0.2 U	10 U	10 U	10 U	10 U	10 U	10 U
Pyrene	1,000	µg/L	< 0.20	< 0.19	< 0.19	< 10	< 10	< 10	10 U	0.2 U	0.2 U	0.2 U	0.2 U	0.2 U	10 U	10 U	10 U	10 U	10 U	10 U
Inorganic Compounds																				
Aluminum (fume or dust)	*	mg/L	--	--	--	--	--	--	--	**0.306**	**0.358**	**0.48**	**0.39**	**0.51**	**0.7**	**0.85**	**2.9**	**29**	**4.7**	**22**
Antimony	0.01	mg/L	< 0.020	< 0.020	< 0.02	< 0.02	< 0.02	< 0.02	0.02 U	0.01 U	0.006 U	0.02 U	0.006 U	0.02 U	0.02 U	0.020 U	0.02 U	0.02 U	0.02 U	0.02 U
Arsenic	0.05	mg/L	< 0.020	< 0.010	< 0.01	< 0.05	< 0.05	< 0.05	0.05 U	0.01 U	0.01 U	0.01 U	0.01 U	0.01 U	0.01 U	0.010 U	0.01 U	**0.0039 B**	0.01 U	0.01 U
Barium	2	mg/L	**0.48**	**0.38**	**0.53**	**0.511**	**0.460**	**0.406**	**0.336**	**0.248**	**0.245**	**0.22**	**0.17**	**0.17**	**0.12**	**0.15**	**0.069**	**0.29**	**0.068**	**0.25**
Beryllium	0.004	mg/L	< 0.0040	< 0.0040	< 0.004	< 0.01	< 0.01	< 0.01	0.01 U	0.005 U	0.004 U	0.004 U	0.004 U	0.004 U	0.004 U	0.0040 U	0.004 U	**0.0015 B**	0.004 U	**0.0013 B**
Cadmium	0.005	mg/L	< 0.0050	< 0.0050	< 0.005	< 0.005	< 0.005	< 0.005	0.005 U	0.002 U	0.005 U	0.005 U	0.005 U	0.005 U	0.005 U	0.0050 U	0.005 U	**0.00092 B**	0.005 U	0.005 U
Calcium metal	*	mg/L	--	--	--	--	--	--	--	**23.5**	**37.2**	**26**	**25**	**31**	**24**	**46**	**41**	**71**	**82**	**120**
Chromium	0.1	mg/L	< 0.010	< 0.010	< 0.01	< 0.01	< 0.01	< 0.01	0.01 U	0.005 U	0.01 U	0.01 U	0.01 U	0.01 U	0.01 UJ	0.010 U	0.01 U	**0.034**	**0.0023 B**	**0.022**
Cobalt	*	mg/L	--	--	--	--	--	--	--	0.007 U	0.01 U	0.01 U	0.01 U	0.01 U	0.01 U	0.010 U	**0.0016 B**	**0.043**	**0.0027 B**	**0.029**
Copper	1.3	mg/L	< 0.020	< 0.020	< 0.02	< 0.01	< 0.01	< 0.01	0.01 U	0.025 U	0.02 U	0.02 U	0.02 U	0.02 U	0.02 U	0.020 U	**0.0027 B**	**0.082**	**0.0076 B**	**0.053**
Cyanide	0.2	mg/L	< 0.010	< 0.010	< 0.01	< 0.01	< 0.01	< 0.01	0.01 U	0.01 U	0.01 U	0.01 U	0.01 U	0.01 U	0.015 U	0.010 U	0.01 U	0.01 U	0.01 U	--
Iron	*	mg/L	--	--	--	--	--	--	--	**1.14**	0.1 U	**0.08**	**0.29**	**0.29**	**1.2**	**0.23**	**2**	**56**	**2.7**	**41**
Lead	0.015	mg/L	< 0.010	< 0.0050	< 0.005	< 0.01	< 0.01	< 0.01	0.01 U	0.003 U	0.005 U	0.005 U	0.005 U	0.005 U	0.005 U	0.0050 U	0.005 U	**0.015**	0.005 U	**0.01**
Magnesium	*	mg/L	--	--	--	--	--	--	--	**5.43**	**2.5**	**4.2**	**2.1**	**2.4**	**1.7**	**0.17 B**	**0.47 B**	**12**	**0.52**	**8.9**
Manganese	*	mg/L	--	--	--	--	--	--	--	**0.126**	0.01 U	**0.089**	**0.01**	**0.015**	0.04 U	**0.0037 B**	**0.027**	**0.59**	**0.027**	**0.47**
Mercury	0.002	mg/L	< 0.00020	< 0.00020	< 0.00020	< 0.00020	< 0.0002	< 0.0002	0.0002 U	0.0002 U	0.0002 U	0.0002 U	0.0002 U	0.0002 U	0.0002 U	0.00020 U	0.0002 U	0.0002 U	0.0002 U	0.00020 U
Nickel	0.1	mg/L	< 0.040	< 0.040	< 0.04	< 0.02	< 0.02	< 0.02	0.02 U	0.04 U	0.04 U	0.04 U	0.04 U	0.04 U	0.04 U	0.040 U	0.04 U	**0.035 B**	0.04 U	**0.024 B**
Potassium	*	mg/L	--	--	--	--	--	--	--	**5.58**	**5.66**	**5.6**	**5.8**	**5.8**	**6.2**	**7.0**	**5.6**	**13**	**9.1**	**15**
Selenium	0.05	mg/L	< 0.020	< 0.010	< 0.01	< 0.02	< 0.02	< 0.02	0.02 U	0.005 U	0.01 U	0.01 U	0.01 U	0.01 U	0.01 U	0.010 U	**0.0046 B**	0.01 U	0.01 U	0.01 U
Sodium	*	mg/L	--	--	--	--	--	--	--	**30.7**	**31.9**	**31**	**26**	**25**	**27**	**23**	**12**	**15**	**16**	**21**
Thallium	0.002	mg/L	< 0.0010	< 0.0010	< 0.001	< 1.00	< 1.00	< 1	0.001 U	0.001 U	0.001 U	0.002 U	0.001 U	0.001 U	0.002 U	0.0020 UWN	0.002 UWN	0.002 U	0.002 UW	0.002 U
Vanadium (fume or dust)	0.2	mg/L	< 0.010	< 0.010	< 0.01	< 0.01	< 0.01	< 0.01	0.01 U	0.007 U	0.01 U	0.01 U	0.01 U	0.01 U	0.01 U	0.010 U	**0.0051 B**	**0.095**	**0.011**	**0.068**
Zinc	2	mg/L	< 0.020	< 0.020	< 0.02	< 0.02	< 0.02	< 0.02	0.02 U	0.02 U	**0.027**	0.02 U	0.02 U	0.02 U	**0.02**	0.020 U	**0.011 B**	**0.13**	**0.0077 B**	**0.11**

Notes:
* - Not a HSRA regulated compound
ISCO - *in-situ* chemical oxidation
** - Resampled in August 2007 for VOCs only
RRS - Risk Reduction Standard

Data Qualifier Defintions:
-- - Not analyzed
B (Inorganics) - Estimated analyte concentration
D - Analyte concentration reported from secondary dilution
DB - Analyte concentration reported from secondary dilution; analyte detected in method blank
H - Holding time exceeded for sample
J - Estimated analyte concentration
JB (Organic) - Estimated analyte concentration; analyte detected in method blank
JM (Organic) - Estimated analyte concentration; spike sample recovery outside control limits
M (Organic) - Spike sample recovery outside control limits
N - Spike sample recovery outside of control limits
R - Sample data results rejected due to deficiencies in the ability to meet quality control standards
< - Analyte not detected at referenced detection limit
U - Analyte not detected at referenced detection limit
UJ - Analyte not detected; low method bias and/or matrix interference
UN - Analyte not detected; spiked sample recovery outside of control limits
UR - Analyte not detected; data rejected
UWN - Analyte not detected; post digestion spike and spike sample recovery outside control limits
Bold - Exceeds the laboratory detection limit
Bold and shaded - Analyte concentration exceeds the Type 1 RRS

Appendix E-2
Summary of Historical Groundwater Sampling Data - Transition Zone and Bedrock Monitoring Wells
January 2001 through July 2018
Atlanta Gas Light Company
Former Manufactured Gas Plant Site
Augusta, Georgia

Chemical Name	Type 1 Risk Reduction Standard	Location ID	MW-310BR	MW-310BR	MW-310BR	MW-310BR	MW-310BR	MW-310BR	MW-310BR	MW-310BR	MW-310BR	MW-310BR	MW-310BR	MW-310BR	MW-310BR	MW-310BR	MW-310BR	MW-310BR	MW-310BR	MW-310BR	MW-310BR	MW-310BR	MW-310BR	MW-310BR	MW-310BR	MW-310BR	MW-310BR
		Sample Date	7/18/2018	1/24/2018	7/26/2017	1/26/2017	7/27/2016	1/20/2016	7/27/2015	1/12/2015	7/15/2014	1/7/2014	7/9/2013	1/8/2013	7/24/2012	1/17/2012	7/5/2011	1/18/2011	7/15/2010	1/7/2010	7/27/2009	1/13/2009	7/22/2008	1/8/2008	7/12/2007	2/15/2007
		Unit	Post-Extraction							During Extraction																	
Volatile Organic Compounds																											
Acetone	4,000	µg/L	< 50	< 50	< 50	< 50	< 50	< 50	< 50	< 50	< 50	< 50	< 50	< 100	< 100	< 5.0	< 5.0	< 5.0	< 100	< 100	< 100	< 100	< 100	< 50	< 50	< 50
Benzene	5	µg/L	< 5.0	< 5.0	< 5.0	< 5.0	< 5.0	< 5.0	< 5.0	< 5.0	< 5.0	< 5.0	< 5.0	< 5.0	< 5.0	< 0.25	< 0.25	< 0.25	< 5.0	< 5.0	< 5.0	< 5.0	< 5.0	< 5.0	< 5	< 5
Carbon Disulfide	4,000	µg/L	< 5.0	< 5.0	< 5.0	< 5.0	< 5.0	< 5.0	< 5.0	< 5.0	< 5.0	< 5.0	< 5.0	< 5.0	< 5.0	< 0.60	< 0.60 *	< 0.60	< 5.0	< 5.0	< 5.0	< 5.0	< 5.0	< 5.0	< 5	< 5
Ethylbenzene	700	µg/L	< 5.0	< 5.0	< 5.0	< 5.0	< 5.0	< 5.0	< 5.0	< 5.0	< 5.0	< 5.0	< 5.0	< 5.0	< 5.0	< 0.11	< 0.11	< 0.11	< 5.0	< 5.0	< 5.0	< 5.0	< 5.0	< 5.0	< 5	< 5
Methylene Chloride	5	µg/L	< 5.0	< 5.0	< 5.0	< 5.0	< 5.0	< 5.0	< 5.0	< 5.0	< 5.0	< 5.0	< 5.0	< 5.0	< 5.0	< 1.0	< 1.0	< 1.0	< 5.0	< 5.0	< 5.0	< 5.0	< 5.0	< 5.0	< 5	< 5
Toluene	1,000	µg/L	< 5.0	< 5.0	< 5.0	< 5.0	< 5.0	< 5.0	< 5.0	< 5.0	< 5.0	< 5.0	< 5.0	< 5.0	< 5.0	< 0.33	< 0.33	< 0.33	< 5.0	< 5.0	< 5.0	< 5.0	< 5.0	< 5.0	< 5	< 5
Trichloroethylene	5	µg/L	< 5.0	< 5.0	< 5.0	< 5.0	< 5.0	< 5.0	< 5.0	< 5.0	< 5.0	< 5.0	< 5.0	< 5.0	< 5.0	< 0.13	< 0.13	< 0.13	< 5.0	< 5.0	< 5.0	< 5.0	< 5.0	< 5.0	< 5	< 5
Xylenes, total	2,000	µg/L	< 5.0	< 5.0	< 5.0	< 5.0	< 5.0	< 5.0	< 5.0	< 5.0	< 5.0	< 5.0	< 5.0	< 5.0	< 5.0	< 0.20	< 0.20	< 0.20	< 5.0	< 5.0	< 5.0	< 5.0	< 5.0	< 5.0	< 5	< 5
Semivolatile Organic Compounds																											
Acenaphthene	2,000	µg/L	< 0.5	< 0.5	< 0.5	< 0.5	< 0.5	< 0.5	< 0.5	< 0.5	< 0.50	< 0.50	< 0.50	< 0.22	< 0.19	< 0.10	< 0.12	< 0.097	**1.1**	< 0.19	< 0.19	< 0.19	< 0.19	< 10	< 10	< 10
Acenaphthylene	10	µg/L	< 1.0	< 1.0	< 1.0	< 1.0	< 1.0	< 1.0	< 1.0	< 1	< 1.0	< 1.0	< 1.0	< 0.22	< 0.19	< 0.10	< 0.12	< 0.097	< 0.20	< 0.19	< 0.19	< 0.19	< 0.19	< 10	< 10	< 10
Anthracene	10	µg/L	**0.054**	< 0.05	< 0.05	**0.12**	**0.11**	**0.12**	< 0.05	< 0.05	< 0.05	< 0.05	< 0.05	< 0.22	< 0.19	< 0.10	< 0.12	< 0.097	< 0.20	< 0.19	< 0.19	< 0.19	< 0.19	< 10	< 10	< 10
Benz(a)anthracene	0.1	µg/L	< 0.05	< 0.05	< 0.05	< 0.05	< 0.05	< 0.05	< 0.05	< 0.05	< 0.05	< 0.05	< 0.05	< 0.22	< 0.19	< 0.10	< 0.12	< 0.097	**0.20**	< 0.19	< 0.19	< 0.19	< 0.19	< 0.05	< 0.05	< 0.05
Benzo(a)pyrene	0.2	µg/L	< 0.05	< 0.05	< 0.05	< 0.05	< 0.05	< 0.05	< 0.05	< 0.05	< 0.05	< 0.05	< 0.05	< 0.22	< 0.19	< 0.10	< 0.12	< 0.097	**0.35**	< 0.19	< 0.19	< 0.19	< 0.19	< 0.05	< 0.05	< 0.05
Benzo(b)fluoranthene	0.2	µg/L	< 0.1	< 0.1	< 0.1	< 0.1	< 0.1	< 0.1	< 0.1	< 0.10	< 0.10	< 0.10	< 0.10	< 0.22	< 0.19	< 0.10	< 0.12	< 0.097	**0.54**	< 0.19	< 0.19	< 0.19	< 0.19	< 0.10	< 0.1	< 0.1
Benzo(g,h,i)perylene	10	µg/L	< 0.1	< 0.1	< 0.1	< 0.1	< 0.1	< 0.1	< 0.1	< 0.1	< 0.10	< 0.10	< 0.10	< 0.22	< 0.19	< 0.10	< 0.12	< 0.097	**0.37**	< 0.19	< 0.19	< 0.19	< 0.19	< 10	< 10	< 10
Benzo(k)fluoranthene	10	µg/L	< 0.05	< 0.05	< 0.05	< 0.05	< 0.05	< 0.05	< 0.05	< 0.05	< 0.05	< 0.05	< 0.05	< 0.22	< 0.19	< 0.10	< 0.12	< 0.097	**0.44**	< 0.19	< 0.19	< 0.19	< 0.19	< 10	< 10	< 10
Chrysene	0.2	µg/L	< 0.05	< 0.05	< 0.05	< 0.05	< 0.05	< 0.05	< 0.05	< 0.05	< 0.05	< 0.05	< 0.05	< 0.22	< 0.19	< 0.047	< 0.056	< 0.043	**0.39**	< 0.19	< 0.19	< 0.19	< 0.19	< 0.05	< 0.05	< 0.05
Dibenzo(a,h)anthracene	0.3	µg/L	< 0.1	< 0.1	< 0.1	< 0.1	< 0.1	< 0.1	< 0.1	< 0.1	< 0.10	< 0.10	< 0.10	< 0.22	< 0.19	< 0.10	< 0.12	< 0.097	**0.11 J**	< 0.19	< 0.19	< 0.19	< 0.19	< 0.10	< 0.1	< 0.1
Fluoranthene	1,000	µg/L	< 0.1	< 0.1	< 0.1	< 0.1	< 0.1	< 0.1	< 0.1	< 0.10	< 0.10	< 0.10	< 0.10	< 0.22	< 0.19	< 0.10	< 0.12	< 0.097	**0.4**	< 0.19	< 0.19	< 0.19	< 0.19	< 10	< 10	< 10
Fluorene	1,000	µg/L	< 0.1	< 0.1	< 0.1	< 0.1	< 0.1	< 0.1	< 0.1	< 0.1	< 0.10	< 0.10	< 0.10	< 0.22	< 0.19	< 0.10	< 0.12	< 0.097	< 0.20	< 0.19	< 0.19	< 0.19	< 0.19	< 10	< 10	< 10
Indeno(1,2,3-cd)pyrene	0.4	µg/L	< 0.05	< 0.05	< 0.05	< 0.05	< 0.05	< 0.05	< 0.05	< 0.05	< 0.05	< 0.05	< 0.05	< 0.22	< 0.19	< 0.10	< 0.12	< 0.097	**0.39**	< 0.19	< 0.19	< 0.19	< 0.19	< 0.05	< 0.05	< 0.05
Naphthalene	20	µg/L	< 0.5	< 0.5	< 0.5	< 0.5	< 0.5	< 0.5	< 0.5	**7.6**	< 0.50	< 0.50	< 0.50	< 0.22	**0.25**	< 0.10	< 0.12	11 J	< 0.20	< 0.19	< 0.19	< 0.19	< 0.19	< 10	< 10	< 10
Phenanthrene	10	µg/L	< 0.05	< 0.05	< 0.05	< 0.05	< 0.05	< 0.05	< 0.05	< 0.05	< 0.05	< 0.05	< 0.05	< 0.22	< 0.19	< 0.10	< 0.12	< 0.097	< 0.20	< 0.19	< 0.19	< 0.19	< 0.19	< 10	< 10	< 10
Pyrene	1,000	µg/L	< 0.05	< 0.05	< 0.05	< 0.05	< 0.05	< 0.05	< 0.05	< 0.05	< 0.05	< 0.05	< 0.05	< 0.22	< 0.19	< 0.10	< 0.12	< 0.097	**0.39**	< 0.19	< 0.19	< 0.19	< 0.19	< 10	< 10	< 10
Inorganic Compounds																											
Antimony	0.01	mg/L	< 0.006	< 0.006	< 0.006	< 0.006	< 0.006	< 0.006	< 0.02	< 0.02	< 0.02	< 0.02	< 0.02	< 0.02	< 0.02	< 0.0053	< 0.0053	< 0.0053	< 0.020	< 0.020	< 0.020	< 0.020	< 0.02	< 0.02	< 0.02	< 0.02
Arsenic	0.05	mg/L	< 0.05	< 0.05	< 0.05	< 0.05	< 0.05	< 0.05	< 0.05	< 0.05	< 0.05	< 0.05	< 0.05	< 0.02	< 0.02	< 0.0046	< 0.0046	< 0.0046	< 0.020	< 0.020	< 0.020	< 0.010	< 0.01	< 0.05	< 0.05	< 0.05
Barium	2	mg/L	**0.317**	**0.286**	**0.262**	**0.299**	**0.566**	**0.397**	**0.479**	**0.142**	**0.192**	**0.261**	**0.209**	**0.23**	**0.20**	**0.21**	**0.21**	**0.22**	**0.53**	**0.27**	**0.19**	**0.13**	**0.21**	**0.228**	**0.221**	**0.243**
Beryllium	0.004	mg/L	< 0.004	< 0.004	< 0.004	< 0.004	< 0.004	< 0.004	< 0.01	< 0.01	< 0.01	< 0.01	< 0.01	< 0.0040	< 0.0040	< 0.00020	< 0.00020	< 0.00020	< 0.0040	< 0.0040	< 0.0040	< 0.0040	< 0.004	< 0.01	< 0.01	< 0.01
Cadmium	0.005	mg/L	< 0.005	< 0.005	< 0.005	< 0.005	< 0.005	< 0.005	< 0.005	< 0.005	< 0.005	< 0.005	< 0.005	< 0.0050	< 0.0050	< 0.0020	< 0.0020	< 0.0020	< 0.0050	< 0.0050	< 0.0050	< 0.0050	< 0.005	< 0.005	< 0.005	< 0.005
Chromium	0.1	mg/L	< 0.01	< 0.01	< 0.01	< 0.01	< 0.01	< 0.01	< 0.01	< 0.01	< 0.01	< 0.01	< 0.01	< 0.010	< 0.010	< 0.0012	< 0.0012	< 0.0012	**0.0012 J**	< 0.010	< 0.010	< 0.010	< 0.01	< 0.01	< 0.01	< 0.01
Copper	1.3	mg/L	< 0.01	< 0.01	< 0.01	< 0.01	< 0.01	**0.0127**	< 0.01	< 0.01	< 0.01	< 0.01	< 0.01	< 0.02	< 0.02	**0.0026 J**	< 0.0019	**0.0020 J**	< 0.020	< 0.020	< 0.020	**0.033**	**0.0068 J**	< 0.01	< 0.01	< 0.01
Cyanide	0.2	mg/L	< 0.01	< 0.01	< 0.01	< 0.01	< 0.01	< 0.01	< 0.01	< 0.01	< 0.01	< 0.01	< 0.01	< 0.010	< 0.010	< 0.0050	**0.016**	< 0.0050	< 0.010	< 0.010	< 0.010	< 0.010	< 0.01	< 0.01	< 0.01	< 0.01
Lead	0.015	mg/L	< 0.01	< 0.01	< 0.01	< 0.01	< 0.01	< 0.01	< 0.01	< 0.01	< 0.01	< 0.01	< 0.01	< 0.010	< 0.010	< 0.0040	< 0.0040	< 0.0040	< 0.010	< 0.010	< 0.010	< 0.0050	< 0.005	< 0.01	< 0.01	< 0.01
Mercury	0.002	mg/L	< 0.0002	< 0.0002	< 0.0002	< 0.0002	< 0.0002	< 0.0002	< 0.0002	< 0.00020	< 0.00020	< 0.00020	< 0.00020	< 0.00020	< 0.00020	< 0.000091	< 0.000091	< 0.000091	< 0.00020	< 0.00020	< 0.00020	< 0.00020	< 0.00020	< 0.00020	< 0.0002	< 0.0002
Nickel	0.1	mg/L	< 0.02	< 0.02	< 0.02	< 0.02	< 0.02	< 0.02	< 0.02	< 0.02	< 0.02	< 0.02	< 0.02	< 0.04	< 0.04	**0.0030 J**	**0.0045 J**	< 0.0023	< 0.040	< 0.040	< 0.040	**0.027 J**	**0.0043 J**	< 0.02	< 0.02	< 0.02
Selenium	0.05	mg/L	< 0.02	< 0.02	< 0.02	< 0.02	< 0.02	< 0.02	< 0.02	< 0.02	< 0.02	< 0.02	< 0.02	< 0.020	< 0.020	< 0.0064	< 0.0064	< 0.0064	< 0.020	< 0.020	< 0.020	< 0.010	< 0.01	< 0.02	< 0.02	< 0.02
Thallium	0.002	mg/L	< 0.002	< 0.002	< 0.002	< 0.002	< 0.002	< 0.002	< 0.02	< 0.02	< 0.02	< 0.02	< 0.02	< 0.0010	< 0.0010	< 0.00025	< 0.00025	< 0.00025	< 0.0010	< 0.0010	< 0.0010	< 0.0010	< 0.001	< 1.00	< 1.00	< 1
Vanadium (fume or dust)	0.2	mg/L	< 0.01	< 0.01	< 0.01	< 0.01	< 0.01	< 0.01	< 0.01	< 0.01	< 0.01	< 0.01	< 0.01	< 0.010	< 0.010	< 0.0024	< 0.0024	< 0.0024	< 0.010	< 0.010	< 0.010	< 0.010	< 0.01	< 0.01	< 0.01	< 0.01
Zinc	2	mg/L	< 0.02	< 0.02	< 0.02	< 0.02	< 0.02	< 0.02	< 0.02	< 0.02	< 0.02	< 0.02	< 0.02	< 0.020	< 0.020	< 0.0087	< 0.0087	< 0.0087	< 0.020	< 0.020	< 0.020	**0.010 J**	< 0.02	< 0.02	< 0.02	< 0.02

Notes:
* - Not a HSRA regulated compound
ISCO - *in-situ* chemical oxidation
** - Resampled in August 2007 for VOCs only
RRS - Risk Reduction Standard

Data Qualifier Defintions:
-- - Not analyzed
B (Inorganics) - Estimated analyte concentration
D - Analyte concentration reported from secondary dilution
DB - Analyte concentration reported from secondary dilution; analyte detected in method blank
H - Holding time exceeded for sample
J - Estimated analyte concentration
JB (Organic) - Estimated analyte concentration; analyte detected in method blank
JM (Organic) - Estimated analyte concentration; spike sample recovery outside control limits
M (Organic) - Spike sample recovery outside control limits
N - Spike sample recovery outside of control limits
R - Sample data results rejected due to deficiencies in the ability to meet quality control standards
< - Analyte not detected at referenced detection limit
U - Analyte not detected at referenced detection limit
UJ - Analyte not detected; low method bias and/or matrix interference
UN - Analyte not detected; spiked sample recovery outside of control limits
UR - Analyte not detected; data rejected
UWN - Analyte not detected; post digestion spike and spike sample recovery outside control limits
Bold - Exceeds the laboratory detection limit
Bold and shaded - Analyte concentration exceeds the Type 1 RRS

Appendix E-2
Summary of Historical Groundwater Sampling Data - Transition Zone and Bedrock Monitoring Wells
January 2001 through July 2018
Atlanta Gas Light Company
Former Manufactured Gas Plant Site
Augusta, Georgia

Chemical Name	Type 1 Risk Reduction Standard	Location ID	MW-310BR	MW-310BR	MW-310BR	MW-310BR	MW-310BR	MW-310BR	MW-310BR	MW-310BR	MW-310BR	MW-310BR	MW-310BR	MW-310BR	MW-310BR
		Sample Date	7/11/2006	1/13/2006	7/20/2005	1/20/2005	7/15/2004	1/22/2004	7/16/2003	1/21/2003	7/16/2002	7/02 DUP	1/21/2002	1/18/2001	7/17/2001
		Unit	Pre-Extraction												
Volatile Organic Compounds															
Acetone	4,000	µg/L	50 U	10 U	25 U	25 U	25 U	25 U	25 U	25 U	25 U	25 U	25 U	25 U	25 U
Benzene	5	µg/L	5 U	1.0 U	1.0 U	1.0 U	1.0 U	1.0 U	1.0 U	1.0 U	**2.0**	**2.4**	1.0 U	1.0 U	**0.23 J**
Carbon Disulfide	4,000	µg/L	5 U	1.0 U	1.0 U	1.0 U	1.0 U	1.0 U	1.0 U	1.0 U	1.0 U	1.0 U	1.0 U	1.0 U	1.0 U
Ethylbenzene	700	µg/L	5 U	1.0 U	1.0 U	1.0 U	1.0 U	1.0 U	1.0 U	1.0 U	**1.6**	**1.5**	1.0 U	1.0 U	1.0 U
Methylene Chloride	5	µg/L	5 U	1.0 U	5.0 U	5.0 U	5.0 U	5.0 U	5.0 U	5.0 U	5.0 U	5.0 U	5.0 U	5.0 U	5.0 U
Toluene	1,000	µg/L	5 U	1.0 U	1.0 U	1.0 U	1.0 U	1.0 U	1.0 U	1.0 U	1.0 U	**0.34 J**	1.0 U	1.0 U	**0.33 J**
Trichloroethylene	5	µg/L	5 U	1.0 U	1.0 U	1.0 U	1.0 U	1.0 U	1.0 U	1.0 U	1.0 U	1.0 U	1.0 U	1.0 U	1.0 U
Xylenes, total	2,000	µg/L	5 U	2.0 U	2.0 U	2.0 U	2.0 U	2.0 U	2.0 U	2.0 U	**0.7 J**	**0.7 J**	2.0 U	2.0 U	**1.2 J**
Semivolatile Organic Compounds															
2-Methylnaphthalene	*	µg/L	--	0.2 U	0.2 U	0.2 U	0.2 U	0.2 U	10 U	10 U	**0.58 J**	**0.78 J**	10 U	10 U	10 U
Acenaphthene	2,000	µg/L	10 U	0.2 U	0.2 U	0.2 U	**0.45**	**0.48**	10 U	10 U	**0.56 J**	**0.59 J**	**0.5 J**	10 U	10 U
Acenaphthylene	10	µg/L	10 U	0.2 U	0.2 U	0.2 U	0.2 U	0.2 U	10 U	10 U	10 U	10 U	10 U	10 U	10 U
Anthracene	10	µg/L	10 U	0.2 U	0.2 U	0.2 U	0.2 U	0.2 U	10 U	10 U	10 U	10 U	10 U	10 U	10 U
Benz(a)anthracene	0.1	µg/L	0.05 U	0.2 U	0.2 U	0.2 U	0.2 U	0.2 U	10 U	10 U	10 U	10 U	10 U	10 U	10 U
Benzo(a)pyrene	0.2	µg/L	0.05 U	0.2 U	0.2 U	0.2 U	0.2 U	0.2 U	10 U	10 U	10 U	10 U	10 U	10 U	10 U
Benzo(b)fluoranthene	0.2	µg/L	0.1 U	0.2 U	0.2 U	0.2 U	0.2 U	0.2 U	10 U	10 U	10 U	10 U	10 U	10 U	10 U
Benzo(g,h,i)perylene	10	µg/L	10 U	0.2 U	0.2 U	0.2 U	0.2 U	0.2 U	10 U	10 U	10 U	10 U	10 U	10 U	10 U
Benzo(k)fluoranthene	10	µg/L	10 U	0.2 U	0.2 U	0.2 U	0.2 U	0.2 U	10 U	10 U	10 U	10 U	10 U	10 U	10 U
Chrysene	0.2	µg/L	0.05 U	0.2 U	0.2 U	0.2 U	0.2 U	0.2 U	10 U	10 U	10 U	10 U	10 U	10 U	10 U
Dibenzo(a,h)anthracene	0.3	µg/L	0.1 U	0.2 U	0.2 U	0.2 U	0.2 U	0.2 U	10 U	10 U	10 U	10 U	10 U	10 U	10 U
Dibenzofuran	1	µg/L	--	1.0 U	0.2 U	0.2 U	0.2 U	0.2 U	10 U	10 U	10 U	10 U	10 U	10 U	10 U
Fluoranthene	1,000	µg/L	10 U	0.2 U	0.2 U	0.2 U	0.2 U	0.2 U	10 U	10 U	10 U	10 U	10 U	10 U	10 U
Fluorene	1,000	µg/L	10 U	0.2 U	0.2 U	0.2 U	0.2 U	0.2 U	10 U	10 U	10 U	10 U	10 U	10 U	10 U
Indeno(1,2,3-cd)pyrene	0.4	µg/L	0.05 U	0.2 U	0.2 U	0.2 U	0.2 U	0.2 U	10 U	10 U	10 U	10 U	10 U	10 U	10 U
Naphthalene	20	µg/L	10 U	0.2 U	0.2 U	0.2 U	0.2 U	0.2 U	10 U	10 U	**5.1 J**	**6.3 J**	10 U	10 U	10 U
Phenanthrene	10	µg/L	10 U	0.2 U	0.2 U	0.2 U	0.2 U	0.2 U	10 U	10 U	10 U	10 U	10 U	10 U	10 U
Pyrene	1,000	µg/L	10 U	0.2 U	0.2 U	0.2 U	0.2 U	0.2 U	10 U	10 U	10 U	10 U	10 U	10 U	10 U
Inorganic Compounds															
Aluminum (fume or dust)	*	mg/L	--	0.2 U	0.2 U	0.2 U	0.2 U	0.2 U	0.2 U	0.2 U	**0.044 B**	**0.085 B**	**8.3**	**0.11 B**	**0.095 BN**
Antimony	0.01	mg/L	0.02 U	0.01 U	0.006 U	0.02 U	0.006 U	0.02 U	0.02 U	0.02 U	0.02 U	0.02 U	0.02 U	0.02 U	0.02 U
Arsenic	0.05	mg/L	0.05 U	0.01 U	0.01 U	0.01 U	0.01 U	0.01 U	0.01 U	0.01 U	0.01 U	0.01 U	0.01 U	0.01 U	0.01 U
Barium	2	mg/L	**0.13**	**0.206**	**0.205**	**0.2**	**0.19**	**0.18**	**0.17**	**0.22**	**0.19**	**0.19**	**0.26**	**0.18**	**0.18**
Beryllium	0.004	mg/L	0.01 U	0.005 U	0.004 U	0.004 U	0.004 U	0.004 U	0.004 U	0.004 U	0.004 U	0.004 U	0.004 U	0.004 U	0.004 U
Cadmium	0.005	mg/L	0.005 U	0.002 U	0.005 U	0.005 U	0.005 U	0.005 U	0.005 U	0.005 U	0.005 U	0.005 U	0.005 U	0.005 U	0.005 U
Calcium metal	*	mg/L	--	**10.8**	**12.2**	**11**	**9.8**	**10**	**8.6**	**15**	**10**	**10**	**16**	**10**	**9.9**
Chromium	0.1	mg/L	0.01 U	0.005 U	0.01 U	0.01 U	0.01 U	0.01 U	0.01 UJ	0.01 U	0.01 U	0.01 U	**0.0089 B**	0.01 U	0.01 U
Cobalt	*	mg/L	--	0.007 U	0.01 U	0.01 U	0.01 U	0.01 U	0.01 U	0.01 U	**0.0016 B**	**0.002 B**	**0.0075 B**	0.01 U	0.01 U
Copper	1.3	mg/L	**0.0353**	0.025 U	0.02 U	0.02 U	0.02 U	0.02 U	0.02 U	**0.012 B**	**0.0051 B**	**0.007 B**	**0.05**	**0.0014 B**	**0.0026 B**
Cyanide	0.2	mg/L	0.01 U	0.01 U	0.01 U	0.01 U	0.01 U	0.01 U	0.015 U	0.01 U	0.01 U	0.01 U	0.01 U	0.01 U	0.01 U
Iron	*	mg/L	--	**5.78**	**6.25**	**5.4**	**4.9**	**5.2**	**4.4**	**5.8**	**5**	**5.1**	**18**	**5.2**	**5.1**
Lead	0.015	mg/L	0.01 U	0.003 U	0.005 U	0.005 U	0.005 U	0.005 U	0.005 U	0.005 U	0.005 U	0.005 U	**0.0019 B**	0.005 U	0.005 U
Magnesium	*	mg/L	< 0.0002	--	**6.16**	**6.69**	**5.8**	**5.3**	**5.5**	**5**	**6.4**	**5.4**	**5.5**	**9**	**5.5**
Manganese	*	mg/L	< 0.02	--	**0.798**	**0.821**	**0.77**	**0.72**	**0.73**	**0.64**	**0.81**	**0.71**	**0.72**	**1.1**	**0.7**
Mercury	0.002	mg/L	0.0002 U	0.0002 U	0.0002 U	0.0002 U	0.0002 U	0.0002 U	0.0002 U	0.0002 U	0.0002 U	0.0002 U	0.0002 U	0.00020 U	0.0002 U
Nickel	0.1	mg/L	**0.0397**	0.04 U	0.04 U	0.04 U	0.04 U	0.04 U	0.04 U	**0.0069 B**	**0.0063 B**	**0.006 B**	**0.017 B**	0.04 U	0.04 U
Potassium	*	mg/L	--	5 U	**2.93**	**2.8**	**2.6**	**2.6**	**1.8**	**2.9**	**2.6**	**2.6**	**3.7**	**2.7**	**2.6**
Selenium	0.05	mg/L	0.02 U	0.005 U	0.01 U	0.01 U	0.01 U	0.01 U	0.01 U	0.01 U	0.01 U	**0.005 B**	0.01 U	0.01 U	0.01 U
Sodium	*	mg/L	--	**14.3**	**16.7**	**13**	**13**	**13**	**12**	**13**	**12**	**12**	**13**	**12**	**12**
Thallium	0.002	mg/L	0.001 U	0.001 U	0.001 U	0.002 U	0.001 U	0.001 U	0.002 U	0.002 UW	0.002 UW	0.002 UW	0.002 U	0.002 UW	0.002 UWN
Vanadium (fume or dust)	0.2	mg/L	0.01 U	0.007 U	0.01 U	0.01 U	0.01 U	0.01 U	0.01 U	0.01 U	0.01 U	0.01 U	**0.051**	0.01 U	0.01 U
Zinc	2	mg/L	0.02 U	0.02 U	0.02 U	0.02 U	0.02 U	0.02 U	**0.03**	**0.02**	0.02 U	0.02 U	**0.024**	**0.0077 B**	0.02 U

Notes:
* - Not a HSRA regulated compound
ISCO - *in-situ* chemical oxidation
** - Resampled in August 2007 for VOCs only
RRS - Risk Reduction Standard

Data Qualifier Defintions:
-- - Not analyzed
B (Inorganics) - Estimated analyte concentration
D - Analyte concentration reported from secondary dilution
DB - Analyte concentration reported from secondary dilution; analyte detected in method blank
H - Holding time exceeded for sample
J - Estimated analyte concentration
JB (Organic) - Estimated analyte concentration; analyte detected in method blank
JM (Organic) - Estimated analyte concentration; spike sample recovery outside control limits
M (Organic) - Spike sample recovery outside control limits
N - Spike sample recovery outside of control limits
R - Sample data results rejected due to deficiencies in the ability to meet quality control standards
< - Analyte not detected at referenced detection limit
U - Analyte not detected at referenced detection limit
UJ - Analyte not detected; low method bias and/or matrix interference
UN - Analyte not detected; spiked sample recovery outside of control limits
UR - Analyte not detected; data rejected
UWN - Analyte not detected; post digestion spike and spike sample recovery outside control limits
Bold - Exceeds the laboratory detection limit
Bold and shaded - Analyte concentration exceeds the Type 1 RRS

Appendix E-2
Summary of Historical Groundwater Sampling Data - Transition Zone and Bedrock Monitoring Wells
January 2001 through July 2018
Atlanta Gas Light Company
Former Manufactured Gas Plant Site
Augusta, Georgia

Chemical Name	Type 1 Risk Reduction Standard	Location ID	MW-310TZ	MW-310TZ	MW-310TZ	MW-310TZ	MW-310TZ	MW-310TZ	MW-310TZ	MW-310TZ	MW-310TZ	MW-310TZ	MW-310TZ	MW-310TZ	MW-310TZ	MW-310TZ	MW-310TZ	MW-310TZ	MW-310TZ
		Sample Date	7/21/2009	1/14/2009	07/22/2008	1/9/2008	7/10/2007	2/15/2007	7/11/2006	1/14/2006	1/20/2005	7/20/2005	7/05 DUP	1/20/2005	7/15/2004	1/22/2004	7/16/2003	1/16/2003	7/10/2002
		Unit	During Extraction						Pre-Extraction										
Volatile Organic Compounds																			
Acetone	4,000	µg/L	< 100	< 100	< 100	< 50	< 50	< 50	50 U	10 U	25 U	25 U	25 U	25 U	25 U	25 U	25 U	25 U	25 U
Benzene	5	µg/L	< 5.0	< 5.0	< 5.0	< 5.0	< 5	< 5	5 U	1.0 U	1.0 U	1.0 U	1.0 U	1.0 U	1.0 U	1.0 U	1.0 U	**0.1 J**	1.0 U
Carbon Disulfide	4,000	µg/L	< 5.0	< 5.0	< 5.0	< 5.0	< 5	< 5	5 U	1.0 U	1.0 U	1.0 U	1.0 U	1.0 U	1.0 U	1.0 U	1.0 U	**0.36 J**	1.0 U
Methylene Chloride	5	µg/L	< 5.0	< 5.0	< 5.0	< 5.0	< 5	< 5	5 U	1.0 U	5.0 U	5.0 U	5.0 U	5.0 U	5.0 U	5.0 U	5.0 U	5.0 U	5.0 U
Ethylbenzene	700	µg/L	< 5.0	< 5.0	< 5.0	< 5.0	< 5	< 5	5 U	1.0 U	1.0 U	1.0 U	1.0 U	1.0 U	1.0 U	1.0 U	1.0 U	**0.15 J**	1.0 U
Toluene	1,000	µg/L	< 5.0	< 5.0	< 5.0	< 5.0	< 5	< 5	5 U	1.0 U	1.0 U	1.0 U	1.0 U	1.0 U	1.0 U	1.0 U	1.0 U	1.0 U	1.0 U
Trichloroethylene	5	µg/L	< 5.0	< 5.0	< 5.0	< 5.0	< 5	< 5	5 U	1.0 U	1.0 U	1.0 U	1.0 U	1.0 U	1.0 U	1.0 U	1.0 U	1.0 U	1.0 U
Xylenes, total	2,000	µg/L	< 5.0	< 5.0	< 5.0	< 5.0	< 5	< 5	5 U	2.0 U	2.0 U	2.0 U	2.0 U	2.0 U	2.0 U	2.0 U	2.0 U	2.0 U	2.0 U
Semivolatile Organic Compounds																			
2-Methylnaphthalene	*	µg/L	--	--	--	--	--	--	--	0.2 U	0.2 U	0.2 U	0.2 U	0.2 U	0.2 U	0.2 U	10 U	10 U	10 U
Acenaphthene	2,000	µg/L	< 0.19	**0.038 J**	**0.030 J**	< 10	< 10	< 10	10 U	0.2 U	0.2 U	**0.23**	**0.24**	0.2 U	0.2 U	0.2 U	10 U	10 U	**0.3 J**
Acenaphthylene	10	µg/L	< 0.19	< 0.19	< 0.19	< 10	< 10	< 10	10 U	0.2 U	0.2 U	0.2 U	0.2 U	0.2 U	0.2 U	0.2 U	10 U	10 U	10 U
Anthracene	10	µg/L	< 0.19	< 0.19	< 0.19	< 10	< 10	< 10	10 U	0.2 U	0.2 U	0.2 U	0.2 U	0.2 U	0.2 U	0.2 U	10 U	10 U	10 U
Benz(a)anthracene	0.1	µg/L	< 0.19	< 0.19	< 0.19	< 0.05	< 0.05	< 0.05	0.05 U	0.2 U	0.2 U	0.2 U	0.2 U	0.2 U	0.2 U	0.2 U	10 U	10 U	10 U
Benzo(a)pyrene	0.2	µg/L	< 0.19	< 0.19	< 0.19	< 0.05	**0.18**	< 0.05	0.05 U	0.2 U	0.2 U	0.2 U	0.2 U	0.2 U	0.2 U	0.2 U	10 U	10 U	10 U
Benzo(b)fluoranthene	0.2	µg/L	< 0.19	< 0.19	< 0.19	< 0.10	**0.15**	< 0.1	0.1 U	0.2 U	0.2 U	0.2 U	0.2 U	0.2 U	0.2 U	0.2 U	10 U	10 U	10 U
Benzo(g,h,i)perylene	10	µg/L	< 0.19	< 0.19	< 0.19	< 10	< 10	< 10	10 U	0.2 U	0.2 U	0.2 U	0.2 U	0.2 U	0.2 U	0.2 U	10 U	10 U	10 U
Benzo(k)fluoranthene	10	µg/L	< 0.19	< 0.19	< 0.19	< 10	< 10	< 10	10 U	0.2 U	0.2 U	0.2 U	0.2 U	0.2 U	0.2 U	0.2 U	10 U	10 U	10 U
Chrysene	0.2	µg/L	< 0.19	< 0.19	< 0.19	< 0.05	**0.060**	< 0.05	0.05 U	0.2 U	0.2 U	0.2 U	0.2 U	0.2 U	0.2 U	0.2 U	10 U	10 U	10 U
Dibenzo(a,h)anthracene	0.3	µg/L	< 0.19	< 0.19	< 0.19	< 0.10	**0.38**	< 0.1	0.1 U	0.2 U	0.2 U	0.2 U	0.2 U	0.2 U	0.2 U	0.2 U	10 U	10 U	10 U
Dibenzofuran	1	µg/L	--	--	--	--	--	--	--	0.2 U	0.2 U	0.2 U	0.2 U	0.2 U	0.2 U	0.2 U	10 U	10 U	10 U
Fluoranthene	1,000	µg/L	< 0.19	< 0.19	< 0.19	< 10	< 10	< 10	10 U	0.2 U	0.2 U	0.2 U	0.2 U	0.2 U	0.2 U	0.2 U	10 U	10 U	10 U
Fluorene	1,000	µg/L	< 0.19	< 0.19	< 0.19	< 10	< 10	< 10	10 U	0.2 U	0.2 U	0.2 U	0.2 U	0.2 U	0.2 U	11 J	10 U	10 U	10 U
Indeno(1,2,3-cd)pyrene	0.4	µg/L	< 0.19	< 0.19	< 0.19	< 0.05	**0.32**	< 0.05	0.05 U	0.2 U	0.2 U	0.2 U	0.2 U	0.2 U	0.2 U	0.2 U	10 U	10 U	10 U
Naphthalene	20	µg/L	< 0.19	< 0.19	< 0.19	< 10	< 10	< 10	10 U	0.2 U	0.2 U	0.2 U	0.2 U	0.2 U	0.2 U	0.2 U	10 U	10 U	10 U
Phenanthrene	10	µg/L	< 0.19	< 0.19	< 0.19	< 10	< 10	< 10	10 U	0.2 U	0.2 U	0.2 U	0.2 U	0.2 U	0.2 U	0.2 U	10 U	10 U	10 U
Pyrene	1,000	µg/L	< 0.19	< 0.19	< 0.19	< 10	< 10	< 10	10 U	0.2 U	0.2 U	0.2 U	0.2 U	0.2 U	0.2 U	0.2 U	10 U	10 U	10 U
Inorganic Compounds																			
Aluminum (fume or dust)	*	mg/L	--	--	--	--	--	--	--	0.2 U	0.2 U	0.2 U	0.2 U	0.2 U	0.2 U	0.2 U	0.2 U	**0.14 B**	0.2 U
Antimony	0.01	mg/L	< 0.020	< 0.020	< 0.02	< 0.02	< 0.02	< 0.02	0.02 U	0.01 U	0.02 U	0.006 U	0.006 U	0.02 U	0.006 U	0.02 U	0.02 U	0.020 U	0.02 U
Arsenic	0.05	mg/L	< 0.020	< 0.010	< 0.01	< 0.05	< 0.05	< 0.05	0.05 U	0.01 U	0.01 U	0.01 U	0.01 U	0.01 U	0.01 U	0.01 U	0.01 U	0.010 U	0.01 U
Barium	2	mg/L	**0.13**	**0.1**	**0.11**	**0.107**	**0.128**	**0.175**	**0.244**	**0.231**	**0.23**	**0.211**	**0.214**	**0.22**	**0.17**	**0.13**	**0.14**	**0.15**	**0.15**
Beryllium	0.004	mg/L	< 0.0040	< 0.0040	< 0.004	< 0.01	< 0.01	< 0.01	0.01 U	0.005 U	0.004 U	0.004 U	0.004 U	0.004 U	0.004 U	0.004 U	0.004 U	0.0040 U	0.004 U
Cadmium	0.005	mg/L	< 0.0050	< 0.0050	< 0.005	< 0.005	< 0.005	< 0.005	0.005 U	0.002 U	0.005 U	0.005 U	0.005 U	0.005 U	0.005 U	0.005 U	0.005 U	0.0050 U	**0.00075 B**
Calcium metal	*	mg/L	--	--	--	--	--	--	--	**20.1**	**22**	**20.4**	**20.8**	**21**	**24**	**25**	**34**	**21**	**17**
Chromium	0.1	mg/L	< 0.010	< 0.010	< 0.01	< 0.01	< 0.01	< 0.01	0.01 U	0.005 U	0.01 U	0.01 U	0.01 U	0.01 U	0.01 U	0.01 U	0.01 UJ	0.010 U	0.01 U
Cobalt	*	mg/L	--	--	--	--	--	--	--	0.007 U	0.01 U	0.01 U	0.01 U	0.01 U	0.01 U	0.01 U	0.01 U	0.010 U	0.01 U
Copper	1.3	mg/L	< 0.020	< 0.020	< 0.02	< 0.01	< 0.01	< 0.01	0.01 U	0.025 U	0.02 U	0.02 U	0.02 U	0.02 U	0.02 U	0.02 U	0.02 U	0.020 U	0.02 U
Cyanide	0.2	mg/L	< 0.010	< 0.010	< 0.01	< 0.01	**0.017**	< 0.01	0.01 U	0.01 U	0.01 U	0.01 U	0.01 U	0.01 U	0.01 U	0.01 U	0.015 U	0.010 U	0.01 U
Iron	*	mg/L	--	--	--	--	--	--	--	**4.8**	**2.9**	**4.15**	**4.23**	**2.9**	**0.24**	**0.22**	**0.05**	**0.68**	**0.95**
Lead	0.015	mg/L	< 0.010	< 0.0050	< 0.005	< 0.01	< 0.01	< 0.01	0.01 U	0.003 U	0.005 U	0.005 U	0.005 U	0.005 U	0.005 U	0.005 U	0.005 U	0.0050 U	0.005 U
Magnesium	*	mg/L	--	--	--	--	--	--	--	**6.37**	**4.8**	**5.98**	**6.1**	**4.6**	**1.5**	**1.1**	**0.49**	**1.7**	**1.8**
Manganese	*	mg/L	--	--	--	--	--	--	--	**0.748**	**0.62**	**0.705**	**0.717**	**0.61**	**0.083**	**0.063**	0.04 U	**0.14**	**0.18**
Mercury	0.002	mg/L	< 0.00020	< 0.00020	< 0.00020	< 0.00020	< 0.0002	< 0.0002	0.0002 U	0.0002 U	0.0002 U	0.0002 U	0.0002 U	0.0002 U	0.0002 U	0.0002 U	0.0002 U	0.00020 U	0.0002 U
Nickel	0.1	mg/L	< 0.040	< 0.040	< 0.04	< 0.02	< 0.02	< 0.02	0.02 U	0.04 U	0.04 U	0.04 U	0.04 U	0.04 U	0.04 U	0.04 U	0.04 U	0.040 U	0.04 U
Potassium	*	mg/L	--	--	--	--	--	--	--	5 U	**3.3**	**2.94**	**3.11**	**3.2**	**3.7**	**3.6**	**3.8**	**3.2**	**3.1**
Selenium	0.05	mg/L	< 0.020	< 0.010	< 0.01	< 0.02	< 0.02	< 0.02	0.02 U	0.005 U	0.01 U	0.01 U	0.01 U	0.01 U	0.01 U	0.01 U	0.01 U	0.010 U	**0.0061 B**
Sodium	*	mg/L	--	--	--	--	--	--	--	**14.6**	**15**	**15.3**	**15.4**	**15**	**19**	**19**	**19**	**23**	**23**
Thallium	0.002	mg/L	< 0.0010	< 0.0010	< 0.001	< 1.00	< 1.00	< 1	0.001 U	0.001 U	0.002 U	0.001 U	0.001 U	0.002 U	0.001 U	0.001 U	0.002 U	0.0020 UWN	0.002 UWN
Vanadium (fume or dust)	0.2	mg/L	< 0.010	< 0.010	< 0.01	< 0.01	< 0.01	< 0.01	0.01 U	0.007 U	0.01 U	0.01 U	0.01 U	0.01 U	0.01 U	0.01 U	0.01 U	0.010 U	0.01 U
Zinc	2	mg/L	< 0.020	< 0.020	< 0.02	< 0.02	< 0.02	< 0.02	0.02 U	0.02 U	0.02 U	0.02 U	0.02 U	0.02 U	0.02 U	0.02 U	**0.02**	0.020 U	0.02 U

Notes:
* - Not a HSRA regulated compound
ISCO - *in-situ* chemical oxidation
** - Resampled in August 2007 for VOCs only
RRS - Risk Reduction Standard

Data Qualifier Defintions:
-- - Not analyzed
B (Inorganics) - Estimated analyte concentration
D - Analyte concentration reported from secondary dilution
DB - Analyte concentration reported from secondary dilution; analyte detected in method blank
H - Holding time exceeded for sample
J - Estimated analyte concentration
JB (Organic) - Estimated analyte concentration; analyte detected in method blank
JM (Organic) - Estimated analyte concentration; spike sample recovery outside control limits
M (Organic) - Spike sample recovery outside control limits
N - Spike sample recovery outside of control limits
R - Sample data results rejected due to deficiencies in the ability to meet quality control standards
< - Analyte not detected at referenced detection limit
U - Analyte not detected at referenced detection limit
UJ - Analyte not detected; low method bias and/or matrix interference
UN - Analyte not detected; spiked sample recovery outside of control limits
UR - Analyte not detected; data rejected
UWN - Analyte not detected; post digestion spike and spike sample recovery outside control limits
Bold - Exceeds the laboratory detection limit
Bold and shaded - Analyte concentration exceeds the Type 1 RRS

Appendix E-2
Summary of Historical Groundwater Sampling Data - Transition Zone and Bedrock Monitoring Wells
January 2001 through July 2018
Atlanta Gas Light Company
Former Manufactured Gas Plant Site
Augusta, Georgia

Chemical Name	Type 1 Risk Reduction Standard	Location ID	MW-313	MW-313	MW-313	MW-313	MW-313	MW-313	MW-313	MW-313	MW-313	MW-313	MW-313	MW-313	MW-313	MW-313	MW-313	MW-313	MW-313	MW-313	MW-313	MW-313	MW-313	MW-313	MW-313	MW-313	MW-313
		Sample Date	7/19/2018	1/25/2018	7/27/2017	1/25/2017	7/28/2016	1/20/2016	7/29/2015	1/13/2015	7/17/2014	1/9/2014	7/9/2013	1/8/2013	7/25/2012	1/17/2012	7/5/2011	1/17/2011	7/14/2010	1/5/2010	7/22/2009	1/14/2009	7/21/2008	1/8/2008	7/12/2007	2/13/2007
		Unit	Post-Extraction							During Extraction																	
Volatile Organic Compounds																											
Acetone	4,000	µg/L	< 50	< 50	< 50	< 50	< 50	< 50	< 50	< 50	< 50	< 50	< 50	< 100	< 100	< 5.0	< 5.0	< 5.0	**8.7 J**	< 100	< 100	< 100	< 100	< 50	< 50	< 50
Benzene	5	µg/L	< 5.0	< 5.0	< 5.0	< 5.0	< 5.0	< 5.0	< 5.0	< 5.0	< 5.0	< 5.0	< 5.0	< 5.0	< 5.0	< 0.25	< 0.25	< 0.25	< 5.0	< 5.0	< 5.0	< 5.0	< 5.0	< 5.0	< 5	< 5
Carbon Disulfide	4,000	µg/L	< 5.0	< 5.0	< 5.0	< 5.0	< 5.0	< 5.0	< 5.0	< 5.0	< 5.0	< 5.0	< 5.0	< 5.0	< 5.0	< 0.60	< 0.60	< 0.60	< 5.0	< 5.0	< 5.0	< 5.0	< 5.0	< 5.0	< 5	< 5
Methylene Chloride	5	µg/L	< 5.0	< 5.0	< 5.0	< 5.0	< 5.0	< 5.0	< 5.0	< 5.0	< 5.0	< 5.0	< 5.0	< 5.0	< 5.0	< 0.11	< 0.11	< 0.11	< 5.0	< 5.0	< 5.0	< 5.0	< 5.0	< 5.0	< 5	< 5
Ethylbenzene	700	µg/L	< 5.0	< 5.0	< 5.0	< 5.0	< 5.0	< 5.0	< 5.0	< 5.0	< 5.0	< 5.0	< 5.0	< 5.0	< 5.0	< 1.0	< 1.0	< 1.0	< 5.0	< 5.0	< 5.0	< 5.0	< 5.0	< 5.0	< 5	< 5
Toluene	1,000	µg/L	< 5.0	< 5.0	< 5.0	< 5.0	< 5.0	< 5.0	< 5.0	< 5.0	< 5.0	< 5.0	< 5.0	< 5.0	< 5.0	< 0.33	< 0.33	< 0.33	**0.35 J**	< 5.0	< 5.0	< 5.0	< 5.0	< 5.0	< 5	< 5
Trichloroethylene	5	µg/L	< 5.0	< 5.0	< 5.0	< 5.0	< 5.0	< 5.0	< 5.0	< 5.0	< 5.0	< 5.0	< 5.0	< 5.0	< 5.0	< 0.13	< 0.13	< 0.13	< 5.0	< 5.0	< 5.0	< 5.0	< 5.0	< 5.0	< 5	< 5
Xylenes, total	2,000	µg/L	< 5.0	< 5.0	< 5.0	< 5.0	< 5.0	< 5.0	< 5.0	< 5.0	< 5.0	< 5.0	< 5.0	< 5.0	< 5.0	< 0.20	< 0.20	< 0.20	< 5.0	< 5.0	< 5.0	< 5.0	< 5.0	< 5.0	< 5	< 5
Semivolatile Organic Compounds																											
Acenaphthene	2,000	µg/L	< 0.5	< 0.5	< 0.5	< 0.5	< 0.5	< 0.5	< 0.5	< 0.50	< 0.50	< 0.50	< 0.50	< 0.20	< 0.19	< 0.098	< 0.11	< 0.10	< 0.23	< 0.19	< 0.19	< 0.19	< 0.19	< 10	< 10	< 10
Acenaphthylene	10	µg/L	< 1.0	< 1.0	< 1.0	< 1.0	< 1.0	< 1.0	< 1.0	< 1.0	< 1.0	< 1.0	< 1.0	< 0.20	< 0.19	< 0.098	< 0.11	< 0.10	< 0.23	< 0.19	< 0.19	< 0.19	< 0.19	< 10	< 10	< 10
Anthracene	10	µg/L	< 0.05	< 0.05	< 0.05	< 0.05	< 0.05	< 0.05	< 0.05	< 0.05	< 0.05	< 0.05	< 0.05	< 0.20	< 0.19	< 0.098	< 0.11	< 0.10	< 0.23	< 0.19	< 0.19	< 0.19	< 0.19	< 10	< 10	< 10
Benz(a)anthracene	0.1	µg/L	< 0.05	< 0.05	< 0.05	< 0.05	< 0.05	< 0.05	< 0.05	< 0.05	< 0.05	< 0.05	< 0.05	< 0.20	< 0.19	< 0.098	< 0.11	< 0.10	< 0.23	< 0.19	< 0.19	< 0.19	< 0.19	< 0.05	< 0.05	< 0.05
Benzo(a)pyrene	0.2	µg/L	< 0.05	< 0.05	< 0.05	< 0.05	< 0.05	< 0.05	< 0.05	< 0.05	< 0.05	< 0.05	< 0.05	< 0.20	< 0.19	< 0.098	< 0.11	< 0.10	< 0.23	< 0.19	< 0.19	< 0.19	< 0.19	< 0.05	< 0.05	< 0.05
Benzo(b)fluoranthene	0.2	µg/L	< 0.1	< 0.1	< 0.1	< 0.1	< 0.1	< 0.1	< 0.1	< 0.1	< 0.10	< 0.10	< 0.10	< 0.20	< 0.19	< 0.098	< 0.11	< 0.10	< 0.23	< 0.19	< 0.19	< 0.19	< 0.19	< 0.10	< 0.1	< 0.1
Benzo(g,h,i)perylene	10	µg/L	< 0.1	< 0.1	**0.16**	< 0.1	< 0.1	< 0.1	< 0.1	< 0.1	< 0.10	< 0.10	< 0.10	< 0.20	< 0.19	< 0.098	< 0.11	< 0.10	< 0.23	< 0.19	< 0.19	< 0.19	< 0.19	< 10	< 10	< 10
Benzo(k)fluoranthene	10	µg/L	< 0.05	< 0.05	< 0.05	< 0.05	< 0.05	< 0.05	< 0.05	< 0.05	< 0.05	< 0.05	< 0.05	< 0.20	< 0.19	< 0.098	< 0.11	< 0.10	< 0.23	< 0.19	< 0.19	< 0.19	< 0.19	< 10	< 10	< 10
Chrysene	0.2	µg/L	< 0.05	< 0.05	< 0.05	< 0.05	< 0.05	< 0.05	< 0.05	< 0.05	< 0.05	< 0.05	< 0.05	< 0.20	< 0.19	< 0.044	< 0.050	< 0.045	< 0.23	< 0.19	< 0.19	< 0.19	< 0.19	< 0.05	< 0.05	< 0.05
Dibenzo(a,h)anthracene	0.3	µg/L	< 0.1	< 0.1	**0.12**	< 0.1	< 0.1	< 0.1	< 0.1	< 0.1	< 0.10	< 0.10	< 0.10	< 0.20	< 0.19	< 0.098	< 0.11	< 0.10	< 0.23	< 0.19	< 0.19	< 0.19	< 0.19	< 0.10	< 0.1	< 0.1
Fluoranthene	1,000	µg/L	< 0.1	< 0.1	< 0.1	< 0.1	< 0.1	< 0.1	< 0.1	< 0.1	< 0.10	< 0.10	< 0.10	< 0.20	< 0.19	< 0.098	< 0.11	< 0.10	< 0.23	< 0.19	< 0.19	< 0.19	< 0.19	< 10	< 10	< 10
Fluorene	1,000	µg/L	< 0.1	< 0.1	< 0.1	< 0.1	< 0.1	< 0.1	< 0.1	< 0.10	< 0.10	< 0.10	< 0.10	< 0.20	< 0.19	< 0.098	< 0.11	< 0.10	< 0.23	< 0.19	< 0.19	< 0.19	< 0.19	< 10	< 10	< 10
Indeno(1,2,3-cd)pyrene	0.4	µg/L	< 0.05	< 0.05	**0.13**	< 0.05	< 0.05	< 0.05	< 0.05	< 0.05	< 0.05	< 0.05	< 0.05	< 0.20	< 0.19	< 0.098	< 0.11	< 0.10	< 0.23	< 0.19	< 0.19	< 0.19	< 0.19	< 0.05	< 0.05	< 0.05
Naphthalene	20	µg/L	< 0.5	< 0.5	< 0.5	< 0.5	< 0.5	< 0.5	< 0.5	< 0.5	< 0.50	< 0.50	< 0.50	< 0.20	**2.3**	**0.89**	**0.52**	11 J	< 0.23	< 0.19	< 0.19	< 0.19	**0.055**	< 10	< 10	< 10
Phenanthrene	10	µg/L	< 0.05	< 0.05	< 0.05	< 0.05	< 0.05	< 0.05	< 0.05	< 0.05	< 0.05	< 0.05	< 0.05	< 0.20	< 0.19	< 0.098	< 0.11	< 0.10	--	< 0.19	< 0.19	< 0.19	< 0.19	< 10	< 10	< 10
Pyrene	1,000	µg/L	< 0.05	< 0.05	< 0.05	< 0.05	< 0.05	< 0.05	< 0.05	< 0.05	< 0.05	< 0.05	< 0.05	< 0.20	< 0.19	< 0.098	< 0.11	< 0.10	< 0.23	< 0.19	< 0.19	< 0.19	< 0.19	< 10	< 10	< 10
Inorganic Compounds																											
Antimony	0.01	mg/L	< 0.006	< 0.006	< 0.006	< 0.006	< 0.006	< 0.006	< 0.02	< 0.02	< 0.02	< 0.02	< 0.02	< 0.02	< 0.02	< 0.0053	< 0.0053	< 0.0053	< 0.020	< 0.020	< 0.020	< 0.020	< 0.02	< 0.02	< 0.02	< 0.02
Arsenic	0.05	mg/L	< 0.05	< 0.05	< 0.05	< 0.05	< 0.05	< 0.05	< 0.05	< 0.05	< 0.05	< 0.05	< 0.05	< 0.02	< 0.02	< 0.0046	< 0.0046	< 0.0046	< 0.020	< 0.020	< 0.020	< 0.010	< 0.01	< 0.05	< 0.05	< 0.05
Barium	2	mg/L	**0.203**	**0.118**	**0.169**	**0.205**	**0.199**	**0.147**	**0.213**	**0.141**	**0.197**	**0.151**	**0.145**	**0.18**	**0.14**	**0.12**	**0.14**	**0.10**	**0.23**	**0.12**	**0.14**	**0.14**	**0.38**	**0.202**	**0.203**	**0.212**
Beryllium	0.004	mg/L	< 0.004	< 0.004	< 0.004	< 0.004	< 0.004	< 0.004	< 0.01	< 0.01	< 0.01	< 0.01	< 0.01	< 0.0040	< 0.0040	< 0.00020	< 0.00020	< 0.00020	< 0.0040	< 0.0040	< 0.0040	< 0.0040	< 0.004	< 0.01	< 0.01	< 0.01
Cadmium	0.005	mg/L	< 0.005	< 0.005	< 0.005	< 0.005	< 0.005	< 0.005	< 0.005	< 0.005	< 0.005	< 0.005	< 0.005	< 0.0050	< 0.0050	< 0.0020	< 0.0020	< 0.0020	< 0.0050	< 0.0050	< 0.0050	< 0.0050	**0.00055 J**	< 0.005	< 0.005	< 0.005
Chromium	0.1	mg/L	< 0.01	< 0.01	< 0.01	< 0.01	< 0.01	< 0.01	< 0.01	< 0.01	< 0.01	< 0.01	< 0.01	< 0.010	< 0.010	< 0.0012	< 0.0012	**0.0027 J**	**0.0027 J**	< 0.010	< 0.010	**0.0013 J**	< 0.01	< 0.01	< 0.01	< 0.01
Copper	1.3	mg/L	< 0.01	< 0.01	< 0.01	< 0.01	< 0.01	< 0.01	< 0.01	< 0.01	< 0.01	< 0.01	< 0.01	< 0.02	< 0.02	< 0.0019	< 0.0019	**0.0038 J**	**0.0023 J**	< 0.020	< 0.020	**0.0056 J**	< 0.02	< 0.01	< 0.01	< 0.01
Cyanide	0.2	mg/L	< 0.01	< 0.01	< 0.01	< 0.01	< 0.01	< 0.01	< 0.01	< 0.01	< 0.01	< 0.01	< 0.01	< 0.010	< 0.010	< 0.0050	**0.014**	< 0.0050	< 0.010	< 0.010	< 0.010	< 0.010	< 0.01	< 0.01	< 0.002	< 0.002
Lead	0.015	mg/L	< 0.01	< 0.01	< 0.01	< 0.01	< 0.01	< 0.01	< 0.01	< 0.01	< 0.01	< 0.01	< 0.01	< 0.010	< 0.010	< 0.0040	< 0.0040	< 0.0040	**0.0047 J**	< 0.010	< 0.010	**0.0028 J**	< 0.005	< 0.01	< 0.01	< 0.01
Mercury	0.002	mg/L	< 0.0002	< 0.0002	< 0.0002	< 0.0002	< 0.0002	< 0.0002	< 0.0002	< 0.00020	< 0.00020	< 0.00020	< 0.00020	< 0.00020	< 0.00020	< 0.000091	--	< 0.000091	< 0.00020	< 0.00020	< 0.00020	< 0.00020	< 0.00020	< 0.00020	< 0.0002	< 0.0002
Nickel	0.1	mg/L	< 0.02	< 0.02	< 0.02	< 0.02	< 0.02	< 0.02	< 0.02	< 0.02	< 0.02	< 0.02	< 0.02	< 0.04	< 0.04	< 0.0023	< 0.0023	< 0.0023	< 0.040	< 0.040	< 0.040	< 0.040	< 0.04	< 0.02	< 0.02	< 0.02
Selenium	0.05	mg/L	< 0.02	< 0.02	< 0.02	< 0.02	< 0.02	< 0.02	< 0.02	< 0.02	< 0.02	< 0.02	< 0.02	< 0.020	< 0.020	< 0.0064	< 0.0064	< 0.0064	< 0.020	< 0.020	< 0.020	< 0.010	< 0.01	< 0.02	< 0.02	< 0.02
Thallium	0.002	mg/L	< 0.002	< 0.002	< 0.002	< 0.002	< 0.002	< 0.002	< 0.02	< 0.02	< 0.02	< 0.02	< 0.02	< 0.0010	< 0.0010	< 0.00025	< 0.00025	< 0.00025	< 0.0010	< 0.0010	< 0.0010	< 0.0010	< 0.001	< 1.00	< 1.00	< 1
Vanadium (fume or dust)	0.2	mg/L	< 0.01	< 0.01	< 0.01	< 0.01	< 0.01	< 0.01	< 0.01	< 0.01	< 0.01	< 0.01	< 0.01	< 0.010	< 0.010	**0.0053 J**	**0.0048 J**	**0.0060 J**	**0.0030 J**	< 0.010	< 0.010	**0.0022 J**	< 0.01	< 0.01	< 0.01	< 0.01
Zinc	2	mg/L	< 0.02	**0.0283**	**0.0244**	< 0.02	**0.0444**	< 0.02	< 0.02	**0.0564**	< 0.02	**0.0501**	< 0.02	< 0.020	< 0.020	< 0.0087	< 0.0087	**0.036**	**0.035**	**0.027**	< 0.020	**0.034**	< 0.02	< 0.02	< 0.02	**0.0672**

Notes:
* - Not a HSRA regulated compound
ISCO - *in-situ* chemical oxidation
** - Resampled in August 2007 for VOCs only
RRS - Risk Reduction Standard

Data Qualifier Defintions:
-- - Not analyzed
B (Inorganics) - Estimated analyte concentration
D - Analyte concentration reported from secondary dilution
DB - Analyte concentration reported from secondary dilution; analyte detected in method blank
H - Holding time exceeded for sample
J - Estimated analyte concentration
JB (Organic) - Estimated analyte concentration; analyte detected in method blank
JM (Organic) - Estimated analyte concentration; spike sample recovery outside control limits
M (Organic) - Spike sample recovery outside control limits
N - Spike sample recovery outside of control limits
R - Sample data results rejected due to deficiencies in the ability to meet quality control standards
< - Analyte not detected at referenced detection limit
U - Analyte not detected at referenced detection limit
UJ - Analyte not detected; low method bias and/or matrix interference
UN - Analyte not detected; spiked sample recovery outside of control limits
UR - Analyte not detected; data rejected
UWN - Analyte not detected; post digestion spike and spike sample recovery outside control limits
Bold - Exceeds the laboratory detection limit
Bold and shaded - Analyte concentration exceeds the Type 1 RRS

Appendix E-2
Summary of Historical Groundwater Sampling Data - Transition Zone and Bedrock Monitoring Wells
January 2001 through July 2018
Atlanta Gas Light Company
Former Manufactured Gas Plant Site
Augusta, Georgia

Chemical Name	Type 1 Risk Reduction Standard	Location ID	MW-313	MW-313	MW-313	MW-313	MW-313	MW-313	MW-313	MW-313	MW-313	MW-313	MW-313	MW-313
		Sample Date	7/12/2006	1/12/2006	7/19/2005	1/19/2005	7/14/2004	1/21/2004	7/16/2003	1/20/2003	7/15/2002	1/17/2002	7/16/2001	1/19/2001
		Unit	Pre-Extraction											
Volatile Organic Compounds														
Acetone	4,000	µg/L	50 U	10 U	25 U	25 U	25 U	25 U	25 U	25 U	25 U	25 U	25 U	25 U
Benzene	5	µg/L	5 U	1.0 U	1.0 U	1.0 U	1.0 U	1.0 U	1.0 U	1.0 U	1.0 U	1.0 U	1.0 U	1.0 U
Carbon Disulfide	4,000	µg/L	5 U	1.0 U	1.0 U	1.0 U	1.0 U	1.0 U	1.0 U	1.0 U	1.0 U	1.0 U	1.0 U	1.0 U
Methylene Chloride	5	µg/L	5 U	1.0 U	5.0 U	5.0 U	5.0 U	5.0 U	5.0 U	5.0 U	5.0 U	5.0 U	5.0 U	5.0 U
Ethylbenzene	700	µg/L	5 U	1.0 U	1.0 U	1.0 U	1.0 U	1.0 U	1.0 U	1.0 U	1.0 U	1.0 U	1.0 U	1.0 U
Toluene	1,000	µg/L	5 U	1.0 U	1.0 U	1.0 U	1.0 U	1.0 U	1.0 U	**0.68 J**	1.0 U	1.0 U	1.0 U	1.0 U
Trichloroethylene	5	µg/L	5 U	1.0 U	1.0 U	1.0 U	1.0 U	1.0 U	1.0 U	1.0 U	1.0 U	1.0 U	1.0 U	1.0 U
Xylenes, total	2,000	µg/L	5 U	2.0 U	2.0 U	2.0 U	2.0 U	2.0 U	2.0 U	2.0 U	2.0 U	2.0 U	2.0 U	2.0 U
Semivolatile Organic Compounds														
2-Methylnaphthalene	*	µg/L	--	0.2 U	0.2 U	0.2 U	0.2 U	0.2 U	10 U	10 U	10 U	10 U	10 U	10 U
Acenaphthene	2,000	µg/L	10 U	0.2 U	0.2 U	0.2 U	0.2 U	0.2 U	10 U	10 U	10 U	10 U	10 U	10 U
Acenaphthylene	10	µg/L	10 U	0.2 U	0.2 U	0.2 U	0.2 U	0.2 U	10 U	10 U	10 U	10 U	10 U	10 U
Anthracene	10	µg/L	10 U	0.2 U	0.2 U	0.2 U	0.2 U	0.2 U	10 U	10 U	10 U	10 U	10 U	10 U
Benz(a)anthracene	0.1	µg/L	0.05 U	0.2 U	0.2 U	0.2 U	0.2 U	0.2 U	10 U	10 U	10 U	10 U	10 U	10 U
Benzo(a)pyrene	0.2	µg/L	0.05 U	0.2 U	0.2 U	0.2 U	0.2 U	0.2 U	10 U	10 U	10 U	10 U	10 U	10 U
Benzo(b)fluoranthene	0.2	µg/L	0.1 U	0.2 U	0.2 U	0.2 U	0.2 U	0.2 U	10 U	10 U	10 U	10 U	10 U	10 U
Benzo(g,h,i)perylene	10	µg/L	10 U	0.2 U	0.2 U	0.2 U	0.2 U	0.2 U	10 U	10 U	10 U	10 U	10 U	10 U
Benzo(k)fluoranthene	10	µg/L	10 U	0.2 U	0.2 U	0.2 U	0.2 U	0.2 U	10 U	10 U	10 U	10 U	10 U	10 U
Chrysene	0.2	µg/L	0.05 U	0.2 U	0.2 U	0.2 U	0.2 U	0.2 U	10 U	10 U	10 U	10 U	10 U	10 U
Dibenzo(a,h)anthracene	0.3	µg/L	0.1 U	0.2 U	0.2 U	0.2 U	0.2 U	0.2 U	10 U	10 U	10 U	10 U	10 U	10 U
Dibenzofuran	1	µg/L	--	1.0 U	0.2 U	0.2 U	0.2 U	0.2 U	10 U	10 U	10 U	10 U	10 U	10 U
Fluoranthene	1,000	µg/L	10 U	0.2 U	0.2 U	0.2 U	0.2 U	0.2 U	10 U	10 U	10 U	10 U	10 U	10 U
Fluorene	1,000	µg/L	10 U	0.2 U	0.2 U	0.2 U	0.2 U	0.2 U	10 U	10 U	10 U	10 U	10 U	10 U
Indeno(1,2,3-cd)pyrene	0.4	µg/L	0.05 U	0.2 U	0.2 U	0.2 U	0.2 U	0.2 U	10 U	10 U	10 U	10 U	10 U	10 U
Naphthalene	20	µg/L	10 U	0.2 U	0.2 U	0.2 U	0.2 U	0.2 U	10 U	10 U	10 U	10 U	10 U	10 U
Phenanthrene	10	µg/L	10 U	0.2 U	0.2 U	0.2 U	0.2 U	0.2 U	10 U	10 U	10 U	10 U	10 U	10 U
Pyrene	1,000	µg/L	10 U	0.2 U	0.2 U	0.2 U	0.2 U	0.2 U	10 UJ	10 U	10 U	10 U	10 U	10 U
Inorganic Compounds														
Aluminum (fume or dust)	*	mg/L	--	**0.571**	0.2 U	0.2 U	0.2 U	0.2 U	0.2 U	**0.033 B**	**0.045 B**	**0.032 B**	**0.042 B**	**0.043 B**
Antimony	0.01	mg/L	0.02 U	0.01 U	0.006 U	0.02 U	0.006 U	0.02 U	0.02 U	0.02 U	**0.0054 B**	0.02 U	0.02 U	0.02 U
Arsenic	0.05	mg/L	0.05 U	0.01 U	0.01 U	0.01 U	0.01 U	0.01 U	0.01 U	0.01 U	0.01 U	0.01 U	0.01 U	0.01 U
Barium	2	mg/L	**0.23**	**0.218**	**0.162**	**0.22**	**0.23**	**0.21**	**0.19**	**0.22**	**0.23**	**0.2**	**0.22**	**0.24**
Beryllium	0.004	mg/L	0.01 U	0.005 U	0.004 U	0.004 U	0.004 U	0.004 U	0.004 U	0.004 U	0.004 U	0.004 U	0.004 U	0.004 U
Cadmium	0.005	mg/L	0.005 U	0.002 U	0.005 U	0.005 U	0.005 U	0.005 U	0.005 UJ	0.005 U	0.005 U	0.005 U	0.005 U	0.005 U
Calcium metal	*	mg/L	--	**34.8**	**27**	**31**	**32**	**33**	**32**	**31**	**32**	**32**	**31**	**33**
Chromium	0.1	mg/L	0.01 U	0.005 UJ	0.01 U	0.01 U	0.01 U	0.01 U	0.01 UJ	0.01 U	0.01 U	0.01 U	0.01 U	0.01 U
Cobalt	*	mg/L	--	0.007 UJ	0.01 U	0.01 U	0.01 U	0.01 U	0.01 UJ	0.01 U	0.01 U	0.01 U	0.01 U	0.01 U
Copper	1.3	mg/L	**0.0245**	0.025 U	0.02 U	0.02 U	0.02 U	0.02 U	0.02 U	**0.0021 B**	0.02 U	0.02 U	0.02 U	0.02 U
Cyanide	0.2	mg/L	0.01 U	0.01 UJ	0.01 U	0.01 U	0.01 U	0.01 U	0.015 U	0.01 U	0.01 U	0.01 U	0.01 U	0.01 U
Iron	*	mg/L	--	**0.606**	**0.436**	**0.56**	**0.59**	**0.6**	**0.54**	**0.67**	**0.63 N**	**0.69**	**0.64**	**0.81 N**
Lead	0.015	mg/L	0.01 U	0.003 U	0.005 U	0.005 U	0.005 U	0.005 U	0.005 UJ	0.005 U	0.005 U	0.005 U	0.005 U	0.005 U
Magnesium	*	mg/L	--	**14.1**	**10.5**	**13**	**13**	**13**	**12**	**13**	**13**	**12**	**13**	**14**
Manganese	*	mg/L	--	**0.399**	**0.288**	**0.39**	**0.4**	**0.39**	**0.38**	**0.38**	**0.39**	**0.37**	**0.39**	**0.44**
Mercury	0.002	mg/L	0.0002 U	0.0002 UJ	0.0002 U	0.0002 U	0.0002 U	0.0002 U	0.0002 U	**0.000072 B**	0.0002 U	0.0002 U	0.0002 U	0.00020 U
Nickel	0.1	mg/L	0.02 U	0.04 U	0.04 U	0.04 U	0.04 U	0.04 U	0.04 UJ	0.04 U	0.04 U	0.04 U	0.04 U	0.04 U
Potassium	*	mg/L	--	5 U	**2.77**	**3.3**	**3.4**	**3.2**	**2.8**	**3**	**3.2**	**2.9**	**3.1**	**3.2**
Selenium	0.05	mg/L	0.02 U	0.005 U	0.01 U	0.01 U	0.01 U	0.01 U	0.01 U	0.01 U	**0.0068 B**	0.01 U	0.01 U	0.01 U
Sodium	*	mg/L	--	**14.2**	**12.7**	**13**	**14**	**13**	**14**	**14**	**13**	**13**	**13**	**14**
Thallium	0.002	mg/L	0.001 U	0.001 U	0.001 U	0.002 U	0.001 U	0.001 U	0.002 U	0.002 UWN	0.002 UWN	0.002 U	0.002 U	0.002 U
Vanadium (fume or dust)	0.2	mg/L	0.01 U	0.007 U	0.01 U	0.01 U	0.01 U	0.01 U	0.01 UJ	0.01 U	0.01 U	0.01 U	0.01 U	0.01 U
Zinc	2	mg/L	0.02 U	0.02 U	0.02 U	0.02 U	0.02 U	0.02 U	**0.03**	**0.022**	0.02 U	0.02 U	0.02 U	0.02 U

Notes:
* - Not a HSRA regulated compound
ISCO - *in-situ* chemical oxidation
** - Resampled in August 2007 for VOCs only
RRS - Risk Reduction Standard

Data Qualifier Defintions:
-- - Not analyzed
B (Inorganics) - Estimated analyte concentration
D - Analyte concentration reported from secondary dilution
DB - Analyte concentration reported from secondary dilution; analyte detected in method blank
H - Holding time exceeded for sample
J - Estimated analyte concentration
JB (Organic) - Estimated analyte concentration; analyte detected in method blank
JM (Organic) - Estimated analyte concentration; spike sample recovery outside control limits
M (Organic) - Spike sample recovery outside control limits
N - Spike sample recovery outside of control limits
R - Sample data results rejected due to deficiencies in the ability to meet quality control standards
< - Analyte not detected at referenced detection limit
U - Analyte not detected at referenced detection limit
UJ - Analyte not detected; low method bias and/or matrix interference
UN - Analyte not detected; spiked sample recovery outside of control limits
UR - Analyte not detected; data rejected
UWN - Analyte not detected; post digestion spike and spike sample recovery outside control limits
Bold - Exceeds the laboratory detection limit
Bold and shaded - Analyte concentration exceeds the Type 1 RRS

Appendix E-2
Summary of Historical Groundwater Sampling Data - Transition Zone and Bedrock Monitoring Wells
January 2001 through July 2018
Atlanta Gas Light Company
Former Manufactured Gas Plant Site
Augusta, Georgia

Chemical Name	Type 1 Risk Reduction Standard	Location ID	MW-315	MW-315	MW-315	MW-315	MW-315	MW-315	MW-315	MW-315	MW-315	MW-315	MW-315	MW-315	MW-315	MW-315	MW-315	MW-315	MW-315	MW-315	MW-315	MW-315	MW-315	MW-315	MW-315	MW-315	MW-315	MW-315	MW-315	MW-315	MW-315	MW-315	MW-315	MW-315	MW-315	MW-315	MW-315
		Sample Date	7/20/2018	1/24/2018	7/26/2017	1/26/2017	7/28/2016	1/21/2016	7/30/2015	7/30/2015 DUP	1/13/2015	1/13/2015 DUP	7/14/2014	7/14/2014 DUP	1/9/2014	1/9/2014 DUP	7/11/2013	1/8/2013	1/8/2013 DUP	7/25/2012	7/25/2012 DUP	1/18/2012	1/18/2012 DUP	7/7/2011	1/19/2011	1/19/2011 DUP	7/15/2010	7/15/2010 DUP	1/6/2010	1/6/2010 DUP	7/29/2009	1/15/2009	7/17/2008	7/17/2008 DUP	1/10/2008	7/12/2007	7/12/2007 DUP	2/15/2007
		Unit	Post-Extraction																					During Extraction														
Volatile Organic Compounds																																					
Acetone	4,000	µg/L	< 50	< 50	< 50	< 50	< 50	< 50	< 50	< 50	< 50	< 50	< 50	< 50	< 50	< 50	< 50	< 100	< 100	< 100	< 100	< 5.0	< 5.0	< 5.0	< 5.0	< 5.0	< 100	< 100	< 100	< 100	< 100	< 100	< 100	< 100	< 50	< 50	< 50	< 50
Benzene	5	µg/L	< 5.0	< 5.0	< 5.0	< 5.0	< 5.0	< 5.0	< 5.0	< 5.0	< 5.0	< 5.0	< 5.0	< 5.0	< 5.0	< 5.0	< 5.0	< 5.0	< 5.0	< 5.0	< 5.0	< 0.25	< 0.25	< 0.25	**0.29 J**	**0.29 J**	< 5.0	< 5.0	< 5.0	< 5.0	< 5.0	< 5.0	< 5.0	< 5.0	< 5.0	< 5.0	< 5
Carbon Disulfide	4,000	µg/L	< 5.0	< 5.0	< 5.0	< 5.0	< 5.0	< 5.0	< 5.0	< 5.0	< 5.0	< 5.0	< 5.0	< 5.0	< 5.0	< 5.0	< 5.0	< 5.0	< 5.0	< 5.0	< 5.0	< 0.60	< 0.60	< 0.60	**1.9 J**	**1.9 J**	< 5.0	< 5.0	< 5.0	< 5.0	< 5.0	< 5.0	< 5.0	< 5.0	< 5.0	< 5.0	< 5
Ethylbenzene	700	µg/L	< 5.0	< 5.0	< 5.0	< 5.0	< 5.0	< 5.0	< 5.0	< 5.0	< 5.0	< 5.0	< 5.0	< 5.0	< 5.0	< 5.0	< 5.0	< 5.0	< 5.0	< 5.0	< 5.0	< 0.11	< 0.11	< 0.11	**1.6 J**	**1.6 J**	< 5.0	**0.15 J**	< 5.0	< 5.0	< 5.0	< 5.0	< 5.0	< 5.0	< 5.0	< 5.0	< 5
Methylene Chloride	5	µg/L	< 5.0	< 5.0	< 5.0	< 5.0	< 5.0	< 5.0	< 5.0	< 5.0	< 5.0	< 5.0	< 5.0	< 5.0	< 5.0	< 5.0	< 5.0	< 5.0	< 5.0	< 5.0	< 5.0	< 1.0	< 1.0	< 1.0	< 1.0	< 1.0	< 5.0	< 5.0	< 5.0	< 5.0	< 5.0	< 5.0	< 5.0	< 5.0	< 5.0	< 5.0	< 5
Toluene	1,000	µg/L	< 5.0	< 5.0	< 5.0	< 5.0	< 5.0	< 5.0	< 5.0	< 5.0	< 5.0	< 5.0	< 5.0	< 5.0	< 5.0	< 5.0	< 5.0	< 5.0	< 5.0	< 5.0	< 5.0	< 0.33	< 0.33	< 0.33	**0.90 J**	**0.95 J**	< 5.0	< 5.0	< 5.0	< 5.0	< 5.0	< 5.0	< 5.0	< 5.0	< 5.0	< 5.0	< 5
Trichloroethylene	5	µg/L	< 5.0	< 5.0	< 5.0	< 5.0	< 5.0	< 5.0	< 5.0	< 5.0	< 5.0	< 5.0	< 5.0	< 5.0	< 5.0	< 5.0	< 5.0	< 5.0	< 5.0	< 5.0	< 5.0	< 0.13	< 0.13	< 0.13	< 0.13	< 0.13	< 5.0	< 5.0	< 5.0	< 5.0	< 5.0	< 5.0	< 5.0	< 5.0	< 5.0	< 5.0	< 5
Xylenes, total	2,000	µg/L	< 5.0	< 5.0	< 5.0	< 5.0	< 5.0	< 5.0	< 5.0	< 5.0	< 5.0	< 5.0	< 5.0	< 5.0	< 5.0	< 5.0	< 5.0	< 5.0	< 5.0	< 5.0	< 5.0	< 0.20	< 0.20	< 0.20	< 0.20	< 0.20	< 5.0	**0.24 J**	< 5.0	< 5.0	< 5.0	< 5.0	< 5.0	< 5.0	< 5.0	< 5.0	< 5
Semivolatile Organic Compounds																																					
Acenaphthene	2,000	µg/L	**3.1**	**0.96**	**2.5**	**4.5**	**4.0**	**2.1**	**0.54**	**0.62**	**0.56**	**0.65**	**1.5**	**1.5**	**1.0**	**0.96**	**1.1**	< 1.9	**1.9**	**0.73**	**0.77**	**1.5**	**1.7**	< 0.11	**0.99**	**1.1**	**1.1**	**1.2**	**1.8**	**1.6**	**2.9 ***	**1.8**	**2**	**2**	< 10	< 10	< 10	< 10
Acenaphthylene	10	µg/L	< 1.0	< 1.0	< 1.0	< 1.0	< 1.0	< 1.0	< 1.0	< 1.0	< 1.0	< 1.0	< 1.0	< 1.0	< 1.0	< 1.0	< 1.0	< 1.9	**0.56**	**0.24**	< 0.21	< 0.11	**0.52**	< 0.11	< 0.097	< 0.098	< 0.20	< 0.20	< 0.19	< 0.19	< 0.19	**0.020 J**	< 0.19	< 0.19	< 10	< 10	< 10	< 10
Anthracene	10	µg/L	< 0.05	< 0.05	< 0.05	< 0.05	< 0.05	< 0.05	< 0.05	< 0.05	< 0.05	< 0.05	< 0.05	< 0.05	< 0.05	< 0.05	< 0.05	< 1.9	< 0.20	< 0.21	< 0.21	< 0.11	< 0.11	< 0.11	< 0.097	< 0.098	< 0.20	< 0.20	< 0.19	< 0.19	< 0.19	**0.043 J**	**0.04 J**	**0.033 J**	< 10	< 10	< 10	< 10
Benz(a)anthracene	0.1	µg/L	< 0.05	< 0.05	< 0.05	< 0.05	< 0.05	< 0.05	< 0.05	< 0.05	< 0.05	< 0.05	< 0.05	< 0.05	**0.16**	< 0.05	**0.22**	**6.0**	< 0.20	< 0.21	< 0.21	**0.51**	< 0.11	< 0.11	**0.33**	< 0.098	**0.20**	< 0.20	< 0.19	< 0.19	< 0.19	< 0.19	< 0.19	< 0.19	< 0.050	< 0.05	< 0.05	< 0.05
Benzo(a)pyrene	0.2	µg/L	< 0.05	< 0.05	< 0.05	< 0.05	**0.055**	**0.07**	< 0.05	< 0.05	< 0.05	< 0.05	< 0.05	< 0.05	**0.18**	< 0.05	**0.53**	**15**	< 0.20	< 0.21	< 0.21	**0.76**	< 0.11	< 0.11	**0.77**	< 0.098	**0.35**	< 0.20	< 0.19	< 0.19	< 0.19	< 0.19	< 0.19	< 0.19	< 0.050	< 0.05	< 0.05	< 0.05
Benzo(b)fluoranthene	0.2	µg/L	< 0.1	< 0.1	< 0.1	**0.11**	**0.11**	**0.17**	< 0.1	**0.1**	< 0.10	< 0.10	< 0.10	< 0.10	**0.14**	< 0.10	**0.97**	**25**	< 0.20	**0.29**	**0.25**	**1.9**	< 0.11	< 0.11	**1.1**	< 0.098	**0.54**	< 0.20	< 0.19	< 0.19	< 0.19	< 0.19	< 0.19	< 0.19	< 0.10	< 0.1	< 0.1	< 0.1
Benzo(g,h,i)perylene	10	µg/L	< 0.1	< 0.1	< 0.1	< 0.1	< 0.1	**0.13**	< 0.1	< 0.1	< 0.10	< 0.10	< 0.10	< 0.10	**0.15**	< 0.10	**0.66**	**16**	< 0.20	< 0.21	< 0.21	**1.2**	< 0.11	< 0.11	**0.88**	< 0.098	**0.37**	< 0.20	< 0.19	< 0.19	< 0.19	< 0.19	< 0.19	< 0.19	< 10	< 10	< 10	< 10
Benzo(k)fluoranthene	10	µg/L	< 0.05	< 0.05	< 0.05	**0.057**	**0.054**	**0.084**	**0.055**	< 0.05	< 0.05	< 0.05	< 0.05	< 0.05	**0.15**	< 0.05	**0.35**	**8.7**	< 0.20	< 0.21	< 0.21	**1.7**	< 0.11	< 0.11	**0.91**	< 0.098	**0.44**	< 0.20	< 0.19	< 0.19	< 0.19	< 0.19	< 0.19	< 0.19	< 10	< 10	< 10	< 10
Chrysene	0.2	µg/L	< 0.05	< 0.05	< 0.05	**0.063**	**0.055**	**0.093**	< 0.05	< 0.05	< 0.05	< 0.05	< 0.05	< 0.05	**0.15**	< 0.05	**0.47**	**15**	< 0.20	< 0.21	< 0.21	**0.84**	< 0.048	**0.066 J**	**0.69**	< 0.044	**0.39**	< 0.20	< 0.19	< 0.19	< 0.19	< 0.19	< 0.19	< 0.19	< 0.050	< 0.05	< 0.05	< 0.05
Dibenzo(a,h)anthracene	0.3	µg/L	< 0.1	< 0.1	< 0.1	< 0.1	< 0.1	< 0.1	< 0.1	< 0.1	< 0.10	< 0.10	< 0.10	< 0.10	**0.16**	< 0.10	< 0.10	**3.8**	< 0.20	< 0.21	< 0.21	< 0.11	< 0.11	< 0.11	< 0.097	< 0.098	**0.11 J**	< 0.20	< 0.19	< 0.19	< 0.19	< 0.19	< 0.19	< 0.10	< 0.1	< 0.1	< 0.1
Fluoranthene	1,000	µg/L	< 0.1	< 0.1	< 0.1	< 0.1	< 0.1	< 0.1	< 0.1	< 0.1	< 0.10	< 0.10	< 0.10	< 0.10	<0.10	< 0.10	**0.54**	**14**	< 0.20	< 0.21	< 0.21	**0.82**	< 0.11	< 0.11	**0.78**	< 0.098	**0.40**	< 0.20	< 0.19	< 0.19	< 0.19	< 0.19	< 0.19	< 0.19	< 10	< 10	< 10	< 10
Fluorene	1,000	µg/L	< 0.1	< 0.1	< 0.1	< 0.1	< 0.1	< 0.1	< 0.1	< 0.1	< 0.10	< 0.10	< 0.10	< 0.10	< 0.10	< 0.10	< 0.10	< 1.9	< 0.20	< 0.21	< 0.21	< 0.11	< 0.11	< 0.11	< 0.097	< 0.098	< 0.20	< 0.20	< 0.19	< 0.19	< 0.19	< 0.19	< 0.19	< 0.19	< 10	< 10	< 10	< 10
Indeno(1,2,3-cd)pyrene	0.4	µg/L	< 0.05	< 0.05	< 0.05	< 0.05	**0.065**	**0.085**	< 0.05	< 0.05	< 0.05	< 0.05	< 0.05	< 0.05	**0.16**	< 0.05	**0.51**	**15**	< 0.20	< 0.21	< 0.21	**1.0**	< 0.11	< 0.11	**0.57**	< 0.098	**0.39**	< 0.20	< 0.19	< 0.19	< 0.19	< 0.19	< 0.19	< 0.19	< 0.050	< 0.05	< 0.05	< 0.05
Naphthalene	20	µg/L	< 0.5	< 0.5	< 0.5	< 0.5	< 0.5	< 0.5	**1.2**	**2**	< 0.50	< 0.50	< 0.50	< 0.50	**0.61**	< 0.50	**2.9**	11 J	< 0.20	< 0.21	< 0.21	**0.41**	**2.5**	**0.62**	**0.98**	**0.87**	< 0.20	< 0.20	< 0.19	< 0.19	< 0.19	< 0.19	< 0.19	< 0.19	< 10	< 10	< 10	< 10
Phenanthrene	10	µg/L	< 0.05	< 0.05	< 0.05	< 0.05	< 0.05	< 0.05	< 0.05	< 0.05	< 0.05	< 0.05	< 0.05	< 0.05	<0.050	< 0.05	**0.094**	< 1.9	< 0.20	< 0.21	< 0.21	< 0.11	< 0.11	< 0.11	**0.11 J**	< 0.098	< 0.20	< 0.20	< 0.19	< 0.19	< 0.19	< 0.19	< 0.19	< 0.19	< 10	< 10	< 10	< 10
Pyrene	1,000	µg/L	**0.07**	**0.059**	**0.077**	**0.12**	**0.1**	**0.13**	**0.08**	**0.081**	< 0.05	< 0.05	< 0.05	< 0.05	**0.051**	**0.091**	< 0.05	**0.41**	**9.0**	< 0.20	< 0.21	< 0.21	**0.69**	< 0.11	< 0.11	**0.66**	< 0.098	**0.39**	< 0.20	< 0.19	< 0.19	< 0.19	< 0.19	**0.024 J**	**0.025 J**	**0.027 J**	< 10	< 10	< 10	< 10
Inorganic Compounds																																					
Antimony	0.01	mg/L	< 0.006	< 0.006	< 0.006	< 0.006	< 0.006	< 0.006	< 0.02	< 0.02	< 0.02	< 0.02	< 0.02	< 0.02	< 0.02	< 0.02	< 0.02	< 0.02	< 0.02	< 0.02	< 0.02	< 0.0053	< 0.0053	< 0.0053	< 0.0053	< 0.0053	< 0.020	< 0.020	< 0.020	< 0.020	< 0.020	< 0.020	< 0.020	< 0.020	< 0.0200	< 0.02	< 0.02	< 0.02
Arsenic	0.05	mg/L	< 0.005	< 0.005	< 0.005	< 0.005	< 0.005	< 0.005	< 0.005	< 0.005	< 0.005	< 0.005	< 0.005	< 0.005	< 0.005	< 0.005	< 0.005	< 0.02	< 0.02	< 0.02	< 0.02	< 0.0046	< 0.0046	< 0.0046	< 0.0046	< 0.0046	< 0.020	< 0.020	< 0.020	< 0.020	< 0.020	< 0.010	< 0.010	< 0.010	< 0.0500	< 0.05	< 0.05	< 0.05
Barium	2	mg/L	**0.395**	**0.465**	**0.429**	**0.422**	**0.438**	**0.447**	**0.445**	**0.437**	**0.455**	**0.459**	**0.399**	**0.413**	**0.473**	**0.48**	**0.487**	**0.49**	**0.48**	**0.52**	**0.53**	**0.53**	**0.54**	**0.020**	**0.52**	**0.54**	**0.53**	**0.54**	**0.48**	**0.51**	**0.5**	**0.57**	**0.5**	**0.51**	**0.507**	**0.481**	**0.479**	**0.463**
Beryllium	0.004	mg/L	< 0.004	< 0.004	< 0.004	< 0.004	< 0.004	< 0.004	< 0.01	< 0.01	< 0.01	< 0.01	< 0.01	< 0.01	< 0.01	< 0.01	< 0.01	< 0.0040	< 0.0040	< 0.0040	< 0.0040	< 0.00020	< 0.00020	< 0.00020	**0.00036 J**	**0.00037 J**	< 0.0040	< 0.0040	< 0.0040	< 0.0040	< 0.0040	< 0.0040	< 0.0040	< 0.0040	< 0.0100	< 0.010	< 0.010	< 0.010
Cadmium	0.005	mg/L	< 0.005	< 0.005	< 0.005	< 0.005	< 0.005	< 0.005	< 0.005	< 0.005	< 0.005	< 0.005	< 0.005	< 0.005	< 0.005	< 0.005	< 0.005	< 0.0050	< 0.0050	< 0.0050	< 0.0050	< 0.0020	< 0.0020	< 0.0020	< 0.0020	< 0.0020	< 0.0050	< 0.0050	< 0.0050	< 0.0050	< 0.0050	< 0.0050	< 0.0050	< 0.0050	< 0.0050	< 0.005	< 0.005	< 0.005
Chromium	0.1	mg/L	< 0.01	< 0.01	< 0.01	< 0.01	< 0.01	< 0.01	< 0.01	< 0.01	< 0.01	< 0.01	< 0.01	< 0.01	< 0.01	< 0.01	< 0.01	< 0.010	< 0.010	< 0.010	< 0.010	< 0.0012	< 0.0012	< 0.0012	< 0.0012	< 0.0012	**0.0012 J**	< 0.010	< 0.010	< 0.010	< 0.010	< 0.010	< 0.010	< 0.010	< 0.0100	< 0.010	< 0.010	< 0.010
Copper	1.3	mg/L	< 0.01	< 0.01	< 0.01	< 0.01	< 0.01	< 0.01	< 0.01	< 0.01	< 0.01	< 0.01	< 0.01	< 0.01	< 0.01	< 0.01	< 0.01	< 0.02	< 0.02	< 0.02	< 0.02	< 0.0019	< 0.0019	< 0.0019	**0.0032 JB**	**0.0026 JB**	< 0.020	< 0.020	< 0.020	< 0.020	< 0.020	< 0.020	< 0.020	< 0.020	< 0.0100	< 0.010	< 0.010	< 0.010
Cyanide	0.2	mg/L	< 0.01	< 0.01	< 0.01	< 0.01	< 0.01	< 0.01	< 0.01	< 0.01	< 0.01	< 0.01	< 0.01	< 0.01	< 0.01	< 0.01	< 0.01	< 0.010	< 0.010	< 0.010	< 0.010	< 0.0050	< 0.0050	< 0.0050	< 0.0050	< 0.0050	< 0.010	< 0.010	< 0.010	< 0.010	< 0.010	< 0.010	< 0.010	< 0.010	< 0.0100	< 0.010	< 0.010	< 0.010
Lead	0.015	mg/L	< 0.01	< 0.01	< 0.01	< 0.01	< 0.01	< 0.01	< 0.01	< 0.01	< 0.01	< 0.01	< 0.01	< 0.01	< 0.01	< 0.01	< 0.01	< 0.010	< 0.010	< 0.010	< 0.010	< 0.0040	< 0.0040	< 0.0040	< 0.0040	< 0.0040	< 0.010	< 0.010	< 0.010	< 0.010	< 0.010	< 0.0050	< 0.0050	< 0.0050	< 0.0100	< 0.010	< 0.010	< 0.010
Mercury	0.002	mg/L	< 0.00002	< 0.00002	< 0.00002	< 0.00002	< 0.00002	< 0.00002	< 0.00002	< 0.00002	< 0.00020	< 0.00020	< 0.00020	< 0.00020	< 0.00020	< 0.00020	< 0.00020	< 0.00020	< 0.00020	< 0.00020	< 0.00020	< 0.000091	< 0.000091	< 0.000091	< 0.000091	< 0.000091	< 0.00020	< 0.00020	< 0.00020	< 0.00020	< 0.00020	< 0.00020	< 0.00020	**0.000094 J**	< 0.00020	< 0.0002	< 0.0002	< 0.0002
Nickel	0.1	mg/L	< 0.02	< 0.02	< 0.02	< 0.02	< 0.02	< 0.02	< 0.02	< 0.02	< 0.02	< 0.02	< 0.02	< 0.02	< 0.02	< 0.02	< 0.02	< 0.04	< 0.04	< 0.04	< 0.04	< 0.0023	< 0.0023	< 0.0023	< 0.0023	< 0.0023	< 0.040	< 0.040	< 0.040	< 0.040	< 0.040	< 0.040	< 0.040	< 0.040	< 0.0200	< 0.02	< 0.02	< 0.02
Selenium	0.05	mg/L	< 0.02	< 0.02	< 0.02	< 0.02	< 0.02	< 0.02	< 0.02	< 0.02	< 0.02	< 0.02	< 0.02	< 0.02	< 0.02	< 0.02	< 0.02	< 0.020	< 0.020	< 0.020	< 0.020	< 0.0064	< 0.0064	< 0.0064	< 0.0064	< 0.0064	< 0.020	< 0.020	< 0.020	< 0.020	< 0.020	< 0.010	< 0.010	< 0.010	< 0.0200	< 0.02	< 0.02	< 0.02
Thallium	0.002	mg/L	< 0.002	< 0.002	< 0.002	< 0.002	< 0.002	< 0.002	< 0.002	< 0.002	< 0.02	< 0.02	< 0.02	< 0.02	< 0.02	< 0.02	< 0.02	< 0.010	< 0.010	< 0.010	< 0.010	< 0.00025	< 0.00025	< 0.00025	< 0.00025	< 0.00025	< 0.0010	< 0.0010	< 0.0010	< 0.0010	< 0.0010	< 0.0010	< 0.0010	< 0.0010	< 1.00	< 1.00	< 1.00	< 1
Vanadium (fume or dust)	0.2	mg/L	< 0.01	< 0.01	< 0.01	< 0.01	< 0.01	< 0.01	< 0.01	< 0.01	< 0.01	< 0.01	< 0.01	< 0.01	< 0.01	< 0.01	< 0.01	< 0.010	< 0.010	< 0.010	< 0.010	< 0.0024	< 0.0024	< 0.0024	< 0.0024	< 0.0024	< 0.010	< 0.010	< 0.010	< 0.010	< 0.010	< 0.010	< 0.010	< 0.010	< 0.0100	< 0.010	< 0.010	< 0.010
Zinc	2	mg/L	< 0.02	< 0.02	< 0.02	< 0.02	< 0.02	< 0.02	**0.0259**	< 0.02	< 0.02	< 0.02	< 0.02	< 0.02	< 0.02	< 0.02	< 0.02	< 0.02	<0.020	**0.024**	< 0.020	< 0.0087	< 0.0087	**0.057**	< 0.0087	**0.0091 J**	< 0.020	< 0.020	< 0.020	< 0.020	< 0.020	< 0.020	< 0.020	< 0.020	< 0.0200	< 0.02	< 0.02	< 0.02

Notes:
* - Not a HSRA regulated compound
ISCO - *in-situ* chemical oxidation
** - Resampled in August 2007 for VOCs only
RRS - Risk Reduction Standard

Data Qualifier Defintions:
-- - Not analyzed
B (Inorganics) - Estimated analyte concentration
D - Analyte concentration reported from secondary dilution
DB - Analyte concentration reported from secondary dilution; analyte detected in method blank
H - Holding time exceeded for sample
J - Estimated analyte concentration
JB (Organic) - Estimated analyte concentration; analyte detected in method blank
JM (Organic) - Estimated analyte concentration; spike sample recovery outside control limits
M (Organic) - Spike sample recovery outside control limits
N - Spike sample recovery outside of control limits
R - Sample data results rejected due to deficiencies in the ability to meet quality control standards
< - Analyte not detected at referenced detection limit
U - Analyte not detected at referenced detection limit
UJ - Analyte not detected; low method bias and/or matrix interference
UN - Analyte not detected; spiked sample recovery outside of control limits
UR - Analyte not detected; data rejected
UWN - Analyte not detected; post digestion spike and spike sample recovery outside control limits
Bold - Exceeds the laboratory detection limit
Bold and shaded - Analyte concentration exceeds the Type 1 RRS

Appendix E-2
Summary of Historical Groundwater Sampling Data - Transition Zone and Bedrock Monitoring Wells
January 2001 through July 2018
Atlanta Gas Light Company
Former Manufactured Gas Plant Site
Augusta, Georgia

Chemical Name	Type 1 Risk Reduction Standard	Location ID	MW-315	MW-315	MW-315	MW-315	MW-315	MW-315	MW-315	MW-315	MW-315	MW-315	MW-315	MW-315	MW-315
		Sample Date	7/13/2006	7/13/2006 DUP	1/13/2006	7/20/2005	1/18/2005	7/15/2004	1/22/2004	7/18/2003	1/21/2003	7/12/2002	1/21/2002	7/16/2001	1/24/2001
		Unit	Pre-Extraction												
Volatile Organic Compounds															
Acetone	4,000	µg/L	50 R	50 R	10 U	25 U	25 U	25 U	25 U	25 U	25 U	25 U	25 U	25 U	25 U
Benzene	5	µg/L	5 U	5 U	1.0 U	1.0 U	1.0 U	1.0 U	1.0 U	1.0 U	1.0 U	1.0 U	1.0 U	**0.11 J**	**0.19 J**
Carbon Disulfide	4,000	µg/L	5 U	5 U	1.0 U	1.0 U	1.0 U	1.0 U	1.0 U	1.0 U	1.0 U	1.0 U	1.0 U	1.0 U	1.0 U
Ethylbenzene	700	µg/L	5 U	5 U	1.0 U	1.0 U	1.0 U	1.0 U	1.0 U	1.0 U	**0.16 J**	1.0 U	1.0 U	1.0 U	**0.19 J**
Methylene Chloride	5	µg/L	5 U	5 U	1.0 U	5.0 U	5.0 U	5.0 U	5.0 U	5.0 U	5.0 U	5.0 U	5.0 U	5.0 U	5.0 U
Toluene	1,000	µg/L	5 U	5 U	1.0 U	1.0 U	1.0 U	1.0 U	1.0 U	1.0 U	1.0 U	1.0 U	1.0 U	1.0 U	1.0 U
Trichloroethylene	5	µg/L	5 U	5 U	1.0 U	1.0 U	1.0 U	1.0 U	1.0 U	1.0 U	1.0 U	1.0 U	1.0 U	1.0 U	1.0 U
Xylenes, total	2,000	µg/L	5 U	5 U	2.0 U	2.0 U	2.0 U	2.0 U	**2.5**	**2.0**	**2.3**	**1.5 J**	**2.1 J**	**3.2**	**2.8**
Semivolatile Organic Compounds															
2-Methylnaphthalene	*	µg/L	--	--	**7.5**	**6.7**	**5.5**	**22**	**26**	**12**	**16**	**6.5 J**	**12**	**21**	**35**
Acenaphthene	2,000	µg/L	**12**	**15**	**32**	**28**	**39**	**61**	**49**	**33**	**50**	**49**	**45**	**54**	**53**
Acenaphthylene	10	µg/L	10 U	10 U	0.2 U	0.2 U	0.8 U	2.0 U	0.2 U	10 U	10 U	10 U	10 U	10 U	10 U
Anthracene	10	µg/L	10 U	10 U	**0.55**	**0.61**	0.8 U	2.0 U	**1.2**	10 U	**1.0 J**	**0.86 J**	**0.76 J**	**1.3 J**	**0.97 J**
Benz(a)anthracene	0.1	µg/L	0.05 U	0.05 U	0.2 U	0.2 U	0.8 U	2.0 U	0.2 U	10 U	10 U	10 U	10 U	10 U	10 U
Benzo(a)pyrene	0.2	µg/L	0.05 U	0.05 U	0.2 U	0.2 U	0.8 U	2.0 U	0.2 U	10 U	10 U	10 U	10 U	10 U	10 U
Benzo(b)fluoranthene	0.2	µg/L	0.1 U	0.1 U	0.2 U	0.2 U	0.8 U	2.0 U	0.2 U	10 U	10 U	10 U	10 U	10 U	10 U
Benzo(g,h,i)perylene	10	µg/L	10 U	10 U	0.2 U	0.2 U	0.8 U	2.0 U	0.2 U	10 U	10 U	10 U	10 U	10 U	10 U
Benzo(k)fluoranthene	10	µg/L	10 U	10 U	0.2 U	0.2 U	0.8 U	2.0 U	0.2 U	10 U	10 U	10 U	10 U	10 U	10 U
Chrysene	0.2	µg/L	0.05 U	0.05 U	0.2 U	0.2 U	0.8 U	2.0 U	0.2 U	10 U	10 U	10 U	10 U	10 U	10 U
Dibenzo(a,h)anthracene	0.3	µg/L	0.1 U	0.1 U	0.2 U	0.2 U	0.8 U	2.0 U	0.2 U	10 U	10 U	10 U	10 U	10 U	10 U
Dibenzofuran	1	µg/L	--	--	0.001 U	0.2 U	0.8 U	0.2 U	0.2 U	10 U	10 U	10 U	10 U	10 U	10 U
Fluoranthene	1,000	µg/L	10 U	10 U	0.2 U	0.2 U	0.8 U	2.0 U	0.2 U	10 U	10 U	10 U	10 U	10 U	10 U
Fluorene	1,000	µg/L	10 U	10 U	**0.27**	**0.33**	0.8 U	2.0 U	0.2 U	10 U	**1.1 J**	**0.93 J**	**0.48 J**	**1.4 J**	**0.86 J**
Indeno(1,2,3-cd)pyrene	0.4	µg/L	0.05 U	0.05 U	0.2 U	0.2 U	0.8 U	2.0 U	0.2 U	10 U	10 U	10 U	10 U	10 U	10 U
Naphthalene	20	µg/L	10 U	10 U	0.2 U	0.2 U	0.8 U	2.0 U	**1.1**	10 U	10 U	10 U	10 U	10 U	**0.81 J**
Phenanthrene	10	µg/L	10 U	10 U	**1.6**	**1.5**	**1.3**	**4.5**	**4.7**	10 U	**4.0 J**	**2.4 J**	**3.5 J**	**6.4 J**	**6.5 J**
Pyrene	1,000	µg/L	10 U	10 U	**0.36**	**0.25**	0.8 U	2.0 U	**0.5**	10 U	10 U	10 U	10 U	10 U	**0.54 J**
Inorganic Compounds															
Aluminum (fume or dust)	*	mg/L	--	--	0.2 U	0.2 U	0.2 U	0.2 U	0.2 U	0.2 U	0.2 U	0.2 U	0.2 U	**0.046 B**	**0.061 B**
Antimony	0.01	mg/L	0.02 U	0.02 U	0.01 U	0.006 U	0.02 U	0.006 U	0.02 U	0.02 U	0.02 U	0.02 U	0.02 U	0.02 U	0.02 U
Arsenic	0.05	mg/L	0.05 U	0.05 U	0.01 U	0.01 U	0.01 U	0.01 U	0.01 U	0.01 U	0.01 U	0.01 U	0.01 U	0.01 U	0.01 U
Barium	2	mg/L	**0.404**	**0.395**	**0.306**	**0.282**	**0.3**	**0.3**	**0.29**	**0.27**	**0.3**	**0.3**	**0.29**	**0.29**	**0.29**
Beryllium	0.004	mg/L	0.01 U	0.01 U	0.005 U	0.004 U	0.004 U	0.004 U	0.004 U	0.004 U	0.004 U	0.004 U	0.004 U	0.004 U	0.004 U
Cadmium	0.005	mg/L	0.005 U	0.005 U	0.002 U	0.005 U	0.005 U	0.005 U	0.005 U	0.005 U	0.005 U	0.005 U	0.005 U	0.005 U	0.005 U
Calcium metal	*	mg/L	--	--	**37.7**	**39.9**	**37**	**37**	**39**	**34**	**38**	**37**	**38**	**37**	**36**
Chromium	0.1	mg/L	0.01 U	0.01 U	0.005 U	0.01 U	0.01 U	0.01 U	0.01 U	0.01 U	0.01 U	0.01 U	0.01 U	0.01 U	0.01 U
Cobalt	*	mg/L	--	--	0.007 U	0.01 U	0.01 U	0.01 U	0.01 U	0.01 U	0.01 U	0.01 U	0.01 U	0.01 U	0.01 U
Copper	1.3	mg/L	0.01 U	0.01 U	0.025 U	0.02 U	0.02 U	0.02 U	0.02 U	0.02 U	**0.002 B**	0.02 U	**0.0013 B**	0.02 U	0.02 U
Cyanide	0.2	mg/L	0.01 U	0.01 U	0.01 U	0.01 U	0.01 UJ	0.01 U	0.01 U	0.015 U	0.01 U	0.01 U	0.01 U	0.01 U	0.01 U
Iron	*	mg/L	--	--	**5.37**	**5.45**	**5.1**	**5.1**	**5.6**	**4.4**	**5.3**	**5.2**	**5.4**	**5.3**	**5.0**
Lead	0.015	mg/L	0.01 U	0.01 U	0.003 U	0.005 U	0.005 U	0.005 U	0.005 U	0.005 U	0.005 U	0.005 U	0.005 U	0.005 U	0.005 U
Magnesium	*	mg/L	--	--	**16.2**	**16.5**	**16**	**16**	**16**	**16**	**16**	**16**	**16**	**16**	**15**
Manganese	*	mg/L	--	--	**1.13**	**1.08**	**1.1**	**1.1**	**1.1**	**1**	**1.1**	**1.1**	**1**	**1.1**	**1.0**
Mercury	0.002	mg/L	0.0002 U	0.0002 U	0.0002 U	0.0002 U	0.0002 U	0.0002 U	0.0002 U	0.0002 U	0.0002 U	0.0002 U	0.0002 U	0.0002 U	0.00020 U
Nickel	0.1	mg/L	0.02 U	0.02 U	0.04 U	0.04 U	0.04 U	0.04 U	0.04 U	0.04 U	0.04 U	0.04 U	0.04 U	0.04 U	0.04 U
Potassium	*	mg/L	--	--	5 U	**4.2**	**4.4**	**4.3**	**4.3**	**3.6**	**4.2**	**4.2**	**4.1**	**4.1**	**4.1**
Selenium	0.05	mg/L	0.02 U	0.02 U	0.005 U	0.01 U	0.01 U	0.01 U	0.01 U	**0.01**	0.01 U	0.01 U	0.01 U	0.01 U	0.01 U
Sodium	*	mg/L	--	--	**18.8**	**20.1**	**17**	**18**	**19**	**17**	**19**	**18**	**18**	**18**	**18**
Thallium	0.002	mg/L	0.001 U	0.001 U	0.001 U	0.001 U	0.002 U	0.001 U	0.001 U	0.002 U	0.002 UW	0.002 UWN	0.002 U	0.002 U	0.002 UW
Vanadium (fume or dust)	0.2	mg/L	0.01 U	0.01 U	0.007 U	0.01 U	0.01 U	0.01 U	0.01 U	0.01 U	0.01 U	0.01 U	0.01 U	0.01 U	0.01 U
Zinc	2	mg/L	0.02 U	0.02 U	0.02 U	0.02 U	0.02 U	0.02 U	0.02 U	0.02 U	**0.033**	0.02 U	0.02 U	0.02 U	0.02 U

Notes:
* - Not a HSRA regulated compound
ISCO - *in-situ* chemical oxidation
** - Resampled in August 2007 for VOCs only
RRS - Risk Reduction Standard

Data Qualifier Defintions:
-- - Not analyzed
B (Inorganics) - Estimated analyte concentration
D - Analyte concentration reported from secondary dilution
DB - Analyte concentration reported from secondary dilution; analyte detected in method blank
H - Holding time exceeded for sample
J - Estimated analyte concentration
JB (Organic) - Estimated analyte concentration; analyte detected in method blank
JM (Organic) - Estimated analyte concentration; spike sample recovery outside control limits
M (Organic) - Spike sample recovery outside control limits
N - Spike sample recovery outside of control limits
R - Sample data results rejected due to deficiencies in the ability to meet quality control standards
< - Analyte not detected at referenced detection limit
U - Analyte not detected at referenced detection limit
UJ - Analyte not detected; low method bias and/or matrix interference
UN - Analyte not detected; spiked sample recovery outside of control limits
UR - Analyte not detected; data rejected
UWN - Analyte not detected; post digestion spike and spike sample recovery outside control limits
Bold - Exceeds the laboratory detection limit
Bold and shaded - Analyte concentration exceeds the Type 1 RRS

Appendix E-2
Summary of Historical Groundwater Sampling Data - Transition Zone and Bedrock Monitoring Wells
January 2001 through July 2018
Atlanta Gas Light Company
Former Manufactured Gas Plant Site
Augusta, Georgia

Chemical Name	Type 1 Risk Reduction Standard	Location ID	MW-318	MW-318	MW-318	MW-318	MW-318	MW-318	MW-318	MW-318	MW-318	MW-318	MW-318	MW-318	MW-318	MW-318	MW-318	MW-318	MW-318	MW-318	MW-318	MW-318	MW-318	MW-318	MW-318	MW-318	MW-318	MW-318	MW-318	MW-318	MW-318
		Sample Date	7/19/2018	1/24/2018	7/27/2017	1/26/2017	7/28/2016	1/26/2016	7/30/2015	1/14/2015	7/17/2014	1/27/2014	7/11/2013	7/11/2013 DUP	1/9/2013	7/24/2012	2/6/2012	7/5/2011	7/5/2011 DUP	2/23/2011	7/13/2010	1/7/2010	1/14/2009	1/14/2009 DUP	7/16/2008	1/10/2008	1/10/2008 DUP	7/12/2007	2/14/2007	2/14/2007 DUP
			Post-Extraction							During Extraction																					
Volatile Organic Compounds																															
Acetone	4,000	µg/L	< 50	< 50	< 50	< 50	< 50	< 50	< 50	< 50	< 50	< 50	< 50	< 50	< 500	< 5,000	< 50	**380 J**	**390 J**	< 50	**160 J**	< 100	< 4000	< 4000	< 4000	< 50	< 50	< 50	< 50R	< 50
Benzene	5	µg/L	**5.6**	**59**	**240**	**470**	**240**	**99**	**19**	**1,400**	**1,700**	< 5.0	**3,300**	**3,300**	**670**	**3,700**	**1,700**	**4,600**	**4,500**	**3,500**	**1,100**	**5,700 D**	**5,900**	**7,300**	**3,700**	**5,200**	**5,200**	**6,200**	**5,300**	**5,400**
Carbon Disulfide	4,000	µg/L	< 5.0	< 5.0	< 5.0	< 5.0	< 5.0	< 5.0	< 5.0	< 5.0	< 5.0	< 5.0	< 5.0	< 5.0	< 25	< 250	< 6.0	< 30	< 30	< 6.0	< 50	<5.0	< 200	< 200	< 200	< 5.0	< 5.0	< 5	< 5	< 5
Ethylbenzene	700	µg/L	< 5.0	< 5.0	**23**	< 5.0	< 5.0	< 5.0	< 5.0	< 5	< 5.0	< 5.0	**11**	**9.4**	< 25	< 250	**8.6 J**	**14 J**	**15 J**	**21 J**	**9.3 J**	**32**	**410**	**510**	**460**	**660**	**660**	**810**	**970**	**990**
Methylene Chloride	5	µg/L	< 5.0	< 5.0	< 5.0	< 5.0	< 5.0	< 5.0	< 5.0	< 5.0	< 5.0	< 5.0	< 5.0	< 5.0	< 25	< 250	< 10	< 50	< 50	< 10	< 50	<5.0	< 200	< 200	< 200	< 5.0	< 5.0	< 5	< 5 UJ	< 5
Toluene	1,000	µg/L	< 5.0	< 5.0	< 5.0	< 5.0	< 5.0	< 5.0	< 5.0	< 5.0	< 5.0	< 5.0	< 5.0	< 5.0	< 25	< 250	**4.7 J**	**21 J**	**34 J**	**8.2 J**	**750**	<5.0	< 200	< 200	< 200	**5.2**	< 5.0	< 5	< 5	< 5
Trichloroethylene	5	µg/L	< 5.0	< 5.0	< 5.0	< 5.0	< 5.0	< 5.0	< 5.0	< 5.0	< 5.0	< 5.0	< 5.0	< 5.0	< 25	< 250	< 1.3	< 6.5	< 6.5	< 1.3	< 50	<5.0	< 200	< 200	< 200	< 5.0	< 5.0	< 5	< 5	< 5
Xylenes, total	2,000	µg/L	< 5.0	< 5.0	**5.8**	**14**	**17**	**19**	**12**	**13**	**22**	< 5.0	**35**	**31**	< 25	< 250	**13 J**	**30 J**	**35 J**	**44 J**	**10 J**	**89**	**55 J**	**70 J**	**48 J**	**110**	**91**	**100**	**110**	**100**
Semivolatile Organic Compounds																															
Acenaphthene	2,000	µg/L	**9.5**	**9.9**	**16**	**22**	**21**	**13**	< 50	**37**	**31**	**2.8**	< 50	< 50	**11**	< 210	**28**	**30**	**35**	**42**	**7.2**	**28**	**26**	**25 J**	**28**	**56**	**46**	**54**	**40**	**37**
Acenaphthylene	10	µg/L	< 1.0	< 1.0	< 1.0	< 1.0	< 1.0	< 1.0	< 1.0	< 10	< 1.0	< 1.0	< 1.0	< 1.0	< 2.0	< 210	< 9.9	< 0.10	< 0.11	**0.46**	< 2.0	< 0.19	< 9.4	< 38	< 3.8	< 10	< 10	< 10	< 10	< 10
Anthracene	10	µg/L	**0.19**	**0.19**	**0.33**	**0.68**	**0.79**	**0.67**	**0.72**	**0.81**	**0.88**	**0.055**	**0.73**	**0.76**	< 2.0	< 210	< 9.9	**0.96**	**0.96**	**0.85**	< 2.0	**0.74**	< 9.4	< 38	**0.85 J**	< 10	< 10	< 10	< 10	< 10
Benz(a)anthracene	0.1	µg/L	< 0.05	< 0.05	< 0.05	< 0.05	< 0.05	< 0.05	< 0.05	< 0.50	< 0.05	< 0.05	< 0.05	< 0.05	< 2.0	< 210	< 9.9	< 0.10	< 0.11	< 0.11	< 2.0	< 0.19	< 9.4	< 38	< 3.8	< 0.05	< 0.05	< 0.05	< 0.05	< 0.05
Benzo(a)pyrene	0.2	µg/L	< 0.05	< 0.05	< 0.05	< 0.05	< 0.05	< 0.05	< 0.05	< 0.50	< 0.05	< 0.05	< 0.05	< 0.05	< 2.0	< 210	< 9.9	< 0.10	< 0.11	< 0.11	< 2.0	< 0.19	< 9.4	< 38	< 3.8	< 0.05	< 0.05	< 0.05	< 0.05	< 0.05
Benzo(b)fluoranthene	0.2	µg/L	< 0.1	< 0.1	< 0.1	< 0.1	< 0.1	< 0.1	< 0.1	< 1.0	< 0.10	< 0.10	< 0.10	< 0.10	< 2.0	< 210	< 9.9	< 0.10	< 0.11	< 0.11	< 2.0 *	< 0.19	< 9.4	< 38	< 3.8	< 0.10	< 0.10	< 0.1	< 0.1	< 0.1
Benzo(g,h,i)perylene	10	µg/L	< 0.1	< 0.1	**0.36**	< 0.1	< 0.1	< 0.1	< 0.1	< 1.0	< 0.10	< 0.10	< 0.10	< 0.10	< 2.0	< 210	< 9.9	< 0.10	< 0.11	< 0.11	< 2.0	< 0.19	< 9.4	< 38	< 3.8	< 10	< 10	< 10	< 10	< 10
Benzo(k)fluoranthene	10	µg/L	< 0.05	< 0.05	< 0.05	< 0.05	< 0.05	< 0.05	< 0.05	< 0.50	< 0.05	< 0.05	< 0.05	< 0.05	< 2.0	< 210	< 9.9	< 0.10	< 0.11	< 0.11	< 2.0	< 0.19	< 9.4	< 38	< 3.8	< 10	< 10	< 10	< 10	< 10
Chrysene	0.2	µg/L	< 0.05	< 0.05	< 0.05	< 0.05	< 0.05	< 0.05	< 0.05	< 0.50	< 0.05	< 0.05	< 0.05	< 0.05	< 2.0	< 210	< 4.5	< 0.046	<0.047	<0.049	< 2.0	< 0.19	< 9.4	< 38	< 3.8	< 0.05	< 0.05	< 0.05	< 0.05	< 0.05
Dibenzo(a,h)anthracene	0.3	µg/L	< 0.1	< 0.1	**0.23**	< 0.1	< 0.1	< 0.1	< 0.1	< 1.0	< 0.10	< 0.10	< 0.10	< 0.10	< 2.0	< 210	< 9.9	< 0.10	<0.11	<0.11	< 2.0	< 0.19	< 9.4	< 38	< 3.8	< 0.10	< 0.10	< 0.1	< 0.1	< 0.1
Fluoranthene	1,000	µg/L	< 0.1	< 0.1	**0.13**	**0.26**	**0.38**	**0.33**	**0.28**	< 1	**0.36**	<0.10	**0.32**	**0.34**	< 2.0	< 210	< 9.9	**0.39**	**0.44**	**0.40**	< 2.0	**0.34**	< 9.4	< 38	< 3.8	< 10	< 10	< 10	< 10	< 10
Fluorene	1,000	µg/L	**1.6**	**1.7**	**2.4**	**4.6**	**5.2**	**4.1**	**4.3**	**4.6**	**5**	**0.48**	**4.5**	**4.6**	< 2.0	< 210	< 9.9	**8.4**	**8.6**	6.7	**1.4 J**	**5.3**	**3.3 J**	< 38	**0.46 J**	< 10	< 10	< 10	< 10	< 10
Indeno(1,2,3-cd)pyrene	0.4	µg/L	< 0.05	< 0.05	**0.26**	< 0.05	< 0.05	< 0.05	< 0.05	< 0.50	< 0.05	< 0.05	< 0.05	< 0.05	< 2.0	< 210	< 9.9	< 0.10	<0.11	<0.11	< 2.0	< 0.19	< 9.4	< 38	< 3.8	< 0.05	< 0.05	< 0.05	< 0.05	< 0.05
Naphthalene	20	µg/L	< 0.5	< 0.5	**100**	**320**	**300**	< 0.5	**540**	**920**	**730**	**7.3**	**820**	**820**	**160**	**880**	**550**	**11 J**	**870**	**1,000**	**110**	**780**	**680**	**720**	**720**	**1,400**	**1,100**	**1,100**	**820**	**790**
Phenanthrene	10	µg/L	**0.64**	**0.71**	**1.6**	**3.2**	**4.0**	**3.4**	**3.7**	**4.5**	**4.6**	**0.36**	**4.0**	**4.1**	< 2.0	< 210	< 9.9	**6.1**	**6.3**	**5.7**	**1.5 J**	**4.5**	**3.4 J**	< 38	**4.1**	< 10	< 10	< 10	< 10	< 10
Pyrene	1,000	µg/L	**0.12**	**0.1**	**0.17**	**0.33**	**0.43**	**0.36**	**0.34**	< 0.5	**0.38**	0.050	**0.30**	**0.33**	< 2.0	< 210	< 9.9	**0.49**	**0.54**	**0.47**	< 2.0	**0.25**	< 9.4	< 38	< 3.8	<10	<10	< 10	< 10	< 10
Inorganic Compounds																															
Antimony	0.01	mg/L	< 0.006	< 0.006	< 0.006	< 0.006	< 0.006	< 0.006	< 0.02	< 0.02	< 0.02	< 0.02	< 0.02	< 0.02	< 0.02	< 0.02	**0.0063 J B**	< 0.0053	< 0.0053	< 0.0053	< 0.020	< 0.020	< 0.020	< 0.020	< 0.02	< 0.02	< 0.02	< 0.02	< 0.02	< 0.02
Arsenic	0.05	mg/L	< 0.05	< 0.05	< 0.05	< 0.05	< 0.05	< 0.05	< 0.05	< 0.05	< 0.05	< 0.05	< 0.05	< 0.05	< 0.02	< 0.02	< 0.0046	< 0.0046	< 0.0046	< 0.0046	< 0.010	< 0.010	< 0.010	< 0.010	< 0.01	< 0.05	< 0.05	< 0.05	< 0.05	< 0.05
Barium	2	mg/L	**0.48**	**0.666**	**0.819**	**0.516**	**0.509**	**0.673**	**0.566**	**0.551**	**0.524**	**0.289**	**0.556**	**0.560**	**0.30**	**0.54**	**0.72**	**0.63**	**0.57**	**0.47**	**1.6**	**0.58**	**0.54**	**0.51**	**0.5**	**0.543**	**0.557**	**0.512**	**0.527**	**0.523**
Beryllium	0.004	mg/L	< 0.004	< 0.004	< 0.004	< 0.004	< 0.004	< 0.004	< 0.01	< 0.01	< 0.01	< 0.01	< 0.01	< 0.01	< 0.0040	< 0.0040	**0.00031 J**	< 0.00020	< 0.00020	< 0.00020	**0.00046 J**	< 0.0040	< 0.0040	< 0.0040	< 0.004	< 0.01	< 0.01	< 0.01	< 0.01	< 0.010
Cadmium	0.005	mg/L	< 0.005	< 0.005	< 0.005	< 0.005	< 0.005	< 0.005	< 0.005	< 0.005	< 0.005	< 0.005	< 0.005	< 0.005	< 0.0050	< 0.0050	< 0.0020	< 0.0020	< 0.0020	< 0.0020	< 0.0050	< 0.0050	**0.00064 J**	< 0.0050	< 0.005	< 0.005	**0.0064**	< 0.005	< 0.005	< 0.005
Chromium	0.1	mg/L	< 0.01	< 0.01	< 0.01	< 0.01	< 0.01	< 0.01	< 0.01	< 0.01	< 0.01	< 0.01	< 0.01	< 0.01	< 0.010	< 0.010	**0.0030 J B**	< 0.0012	< 0.0012	< 0.0012	**0.0055 J**	< 0.010	**0.0013 J**	< 0.010	< 0.01	< 0.01	< 0.01	< 0.01	< 0.01	< 0.010
Copper	1.3	mg/L	< 0.01	< 0.01	< 0.01	< 0.01	< 0.01	< 0.01	< 0.01	< 0.01	< 0.01	< 0.01	< 0.01	< 0.01	< 0.02	< 0.02	< 0.0019	< 0.0019	< 0.0019	< 0.0019	< 0.010	< 0.020	**0.0067 J**	< 0.020	< 0.02	< 0.01	< 0.01	< 0.01	< 0.01	< 0.010
Cyanide	0.2	mg/L	< 0.01	< 0.01	< 0.01	< 0.01	< 0.01	< 0.01	< 0.01	< 0.01	< 0.01	< 0.01	**0.011**	< 0.01	< 0.010	< 0.010	< 0.0050	**0.021**	< 0.0050	< 0.0050	< 0.010	< 0.010	< 0.010	< 0.010	< 0.01	< 0.01	< 0.01	< 0.01	< 0.01	< 0.010
Lead	0.015	mg/L	< 0.01	< 0.01	< 0.01	< 0.01	< 0.01	< 0.01	< 0.01	< 0.01	< 0.01	< 0.01	< 0.01	< 0.01	< 0.010	< 0.010	< 0.0040	< 0.0040	< 0.0040	< 0.0040	**0.0034 J**	< 0.0050	**0.0025 J**	< 0.0050	< 0.005	< 0.01	< 0.01	< 0.01	< 0.01	< 0.010
Mercury	0.002	mg/L	< 0.0002	< 0.0002	< 0.0002	< 0.0002	< 0.0002	< 0.0002	< 0.0002	< 0.00020	< 0.00020	< 0.00020	< 0.00020	< 0.00020	< 0.00020	< 0.00020	< 0.000091	< 0.000091	< 0.000091	< 0.000091	< 0.00020	< 0.00020	< 0.00020	< 0.00020	< 0.00020	< 0.00020	< 0.00020	< 0.0002	< 0.0002	< 0.0002
Nickel	0.1	mg/L	< 0.02	< 0.02	< 0.02	< 0.02	< 0.02	< 0.02	< 0.02	< 0.02	< 0.02	< 0.02	< 0.02	< 0.02	< 0.04	< 0.04	< 0.0023	< 0.0023	< 0.0023	< 0.0023	**0.0034 J**	< 0.040	< 0.040	< 0.040	< 0.04	< 0.02	< 0.02	< 0.02	< 0.02	< 0.02
Selenium	0.05	mg/L	< 0.02	< 0.02	< 0.02	< 0.02	< 0.02	< 0.02	< 0.02	< 0.02	< 0.02	< 0.02	< 0.02	< 0.02	< 0.020	< 0.020	< 0.0064	< 0.0064	< 0.0064	< 0.0064	< 0.010	< 0.010	< 0.010	< 0.010	< 0.01	< 0.02	< 0.02	< 0.02	< 0.02	< 0.02
Thallium	0.002	mg/L	< 0.002	< 0.002	< 0.002	< 0.002	< 0.002	< 0.002	< 0.02	< 0.02	< 0.02	< 0.02	< 0.02	< 0.02	< 0.0010	< 0.0010	< 0.00025	**0.00026 J**	< 0.00025	< 0.00025	< 0.0010	< 0.0010	< 0.0010	< 0.0010	< 0.001	< 1.00	< 1.00	< 1.00	< 1	< 1
Vanadium (fume or dust)	0.2	mg/L	< 0.01	< 0.01	< 0.01	< 0.01	< 0.01	< 0.01	< 0.01	< 0.01	< 0.01	< 0.01	< 0.01	< 0.01	< 0.010	< 0.010	**0.0040 J**	< 0.0024	< 0.0024	< 0.0024	**0.0039 J**	< 0.010	< 0.010	< 0.010	< 0.01	< 0.01	< 0.01	< 0.01	< 0.01	< 0.010
Zinc	2	mg/L	< 0.02	< 0.02	< 0.02	**0.03**	< 0.02	**0.0285**	**0.0636**	< 0.02	< 0.02	< 0.02	**0.0203**	< 0.02	< 0.020	< 0.020	**0.022**	**0.016 J**	< 0.0087	**0.014 J**	**0.024**	<0.020	**0.076**	**0.046**	< 0.02	**0.118**	**0.211**	**0.0633**	< 0.02	< 0.02

Notes:
* - Not a HSRA regulated compound
ISCO - *in-situ* chemical oxidation
** - Resampled in August 2007 for VOCs only
RRS - Risk Reduction Standard

Data Qualifier Defintions:
-- - Not analyzed
B (Inorganics) - Estimated analyte concentration
D - Analyte concentration reported from secondary dilution
DB - Analyte concentration reported from secondary dilution; analyte detected in method blank
H - Holding time exceeded for sample
J - Estimated analyte concentration
JB (Organic) - Estimated analyte concentration; analyte detected in method blank
JM (Organic) - Estimated analyte concentration; spike sample recovery outside control limits
M (Organic) - Spike sample recovery outside control limits
N - Spike sample recovery outside of control limits
R - Sample data results rejected due to deficiencies in the ability to meet quality control standards
< - Analyte not detected at referenced detection limit
U - Analyte not detected at referenced detection limit
UJ - Analyte not detected; low method bias and/or matrix interference
UN - Analyte not detected; spiked sample recovery outside of control limits
UR - Analyte not detected; data rejected
UWN - Analyte not detected; post digestion spike and spike sample recovery outside control limits
Bold - Exceeds the laboratory detection limit
Bold and shaded - Analyte concentration exceeds the Type 1 RRS

Appendix E-2
Summary of Historical Groundwater Sampling Data - Transition Zone and Bedrock Monitoring Wells
January 2001 through July 2018
Atlanta Gas Light Company
Former Manufactured Gas Plant Site
Augusta, Georgia

Chemical Name	Type 1 Risk Reduction Standard	Location ID	MW-318	MW-318	MW-318	MW-318	MW-318	MW-318	MW-318	MW-318	MW-318	MW-318	MW-318	MW-318	MW-318	MW-318	MW-318	MW-318	MW-318
		Sample Date	7/12/2006	7/12/2006 DUP	2/7/2006	1/11/2006	1/11/2006	7/19/2005	1/17/2005	7/14/2004	1/20/2004	7/15/2003	1/20/2003	7/15/2002	1/21/2002	1/21/2002 DUP	7/17/2001	1/17/2001	1/17/2001 DUP
			Pre-Extraction																
Volatile Organic Compounds																			
Acetone	4,000	µg/L	50 R	50 R	--	1,200 U	1,200 U	500 U	25 U	2,500 U	2,500 U	1,300 U	620 U	620 U	620 U	620 U	620 U	620 UJ	25 U
Benzene	5	µg/L	**18**	**19**	--	**3,800**	**3,800**	**4,100**	**2,700 D**	**4,400**	**4,000**	**4,300**	**4,200**	**4,400**	**3,600**	**3,600**	**4,100**	**3,100**	**2,500 D**
Carbon Disulfide	4,000	µg/L	5 U	5 U	--	120 U	120 U	20 U	1.0 U	100 U	100 U	50 U	25 U	25 U	25 U	25 U	25 U	25 U	1.0 U
Ethylbenzene	700	µg/L	5 U	5 U	--	**730**	**720**	**800**	**680 D**	**800**	**810**	**960**	**960**	**1,100**	**650**	**630**	**880**	**710**	**390 E**
Methylene Chloride	5	µg/L	5 U	5 U	77 U	**210**	**200**	100 U	5.0 U	500 U	500 U	250 U	120 U	120 U	120 U	120 U	120 U	120 U	5.0 U
Toluene	1,000	µg/L	5 U	5 U	--	120 U	120 U	20 U	**3.5**	100 U	100 U	50 U	**17 J**	25 U	25 U	25 U	25 U	25 U	**3**
Trichloroethylene	5	µg/L	5 U	5 U	--	120 U	120 U	20 U	1.0 U	100 U	100 U	50 U	25 U	25 U	25 U	25 U	25 U	25 U	1.0 U
Xylenes, total	2,000	µg/L	5 U	5 U	--	250 U	250 U	**77**	**64 D**	200 U	200 U	100 U	**96 B**	**100**	**61**	**62**	**110**	**76**	**80**
Semivolatile Organic Compounds																			
2-Methylnaphthalene	*	µg/L	--	--	--	**76**	**72**	**72**	**59**	**76**	**91**	**86**	**95**	**100**	**70**	**54 J**	**85**	**79**	**0.076**
Acenaphthene	2,000	µg/L	10 U	10 U	--	**47**	**45**	**51**	**37**	**52**	**55**	**54**	**58**	**57**	**52**	**40 J**	**51**	**54**	**0.05**
Acenaphthylene	10	µg/L	10 U	10 U	--	6.7 U	5.0 U	8.0 U	8.0 U	20 U	0.2 U	10 U	10 U	10 U	50 U	100 U	50 U	10 U	10 U
Anthracene	10	µg/L	10 U	10 U	--	6.7 U	5.0 U	8.0 U	8.0 U	20 U	**0.97**	10 U	**0.86 J**	**0.84 J**	50 U	100 U	50 U	**0.74 J**	**0.72 J**
Benz(a)anthracene	0.1	µg/L	0.05 U	0.05 U	--	6.7 U	5.0 U	8.0 U	8.0 U	20 U	0.2 U	10 U	10 U	10 U	50 U	100 U	50 U	10 U	10 U
Benzo(a)pyrene	0.2	µg/L	0.05 U	0.05 U	--	6.7 U	5.0 U	8.0 U	8.0 U	20 U	0.2 U	10 U	10 U	10 U	50 U	100 U	50 U	10 U	10 U
Benzo(b)fluoranthene	0.2	µg/L	0.1 U	0.1 U	--	6.7 U	5.0 U	8.0 U	8.0 U	20 U	0.2 U	10 U	10 U	10 U	50 U	100 U	50 U	10 U	10 U
Benzo(g,h,i)perylene	10	µg/L	10 U	10 U	--	6.7 U	5.0 U	8.0 U	8.0 U	20 U	0.2 U	10 U	10 U	10 U	50 U	100 U	50 U	10 U	10 U
Benzo(k)fluoranthene	10	µg/L	10 U	10 U	--	6.7 U	5.0 U	8.0 U	8.0 U	20 U	0.2 U	10 U	10 U	10 U	50 U	100 U	50 U	10 U	10 U
Chrysene	0.2	µg/L	0.05 U	0.05 U	--	6.7 U	5.0 U	8.0 U	8.0 U	20 U	0.2 U	10 U	10 U	10 U	50 U	100 U	50 U	10 U	10 U
Dibenzo(a,h)anthracene	0.3	µg/L	0.1 U	0.1 U	--	6.7 U	5.0 U	8.0 U	8.0 U	20 U	0.2 U	10 U	10 U	10 U	50 U	100 U	50 U	10 U	10 U
Dibenzofuran	1	µg/L	--	--	--	33 U	5.0 U	8.0 U	8.0 U	20 U	**2.4**	10 U	**3.1 J**	**2.9 J**	**2.7 J**	100 U	**2.5 J**	**3.3 J**	**3.0 J**
Fluoranthene	1,000	µg/L	10 U	10 U	--	6.7 U	5.0 U	8.0 U	8.0 U	20 U	**0.44**	10 U	**0.46 J**	**0.42 J**	50 U	100 U	50 U	10 U	10 U
Fluorene	1,000	µg/L	10 U	10 U	--	6.7 U	**5.7**	8.0 U	8.0 U	20 U	**7.5**	10 U	**7.7 J**	**8.3 J**	**5.5 J**	**11 J**	**6.0 J**	**7.6 J**	**7.1 J**
Indeno(1,2,3-cd)pyrene	0.4	µg/L	0.05 U	0.05 U	--	6.7 U	5.0 U	8.0 U	8.0 U	20 U	0.2 U	10 U	10 U	10 U	50 U	100 U	50 U	10 U	10 U
Naphthalene	20	µg/L	10 U	10 U	--	**860**	**790**	**810**	**670**	**950**	**980**	**1,100**	**1,000 D**	**920 D**	**950**	**740**	**1,100 D**	**950 D**	**880 D**
Phenanthrene	10	µg/L	10 U	10 U	--	6.7 U	**5.1**	8.0 U	8.0 U	20 U	**7.1**	10 U	**7.1 J**	**6.8 J**	**6.3 J**	**5.1 J**	**5.0 J**	**6.3 J**	**6.0 J**
Pyrene	1,000	µg/L	10 U	10 U	--	6.7 U	5.0 U	8.0 U	8.0 U	20 U	**0.46**	0.01 UJ	10 U	10 U	50 U	100 U	50 U	10 U	10 U
Inorganic Compounds																			
Aluminum (fume or dust)	*	mg/L	--	--	--	**0.541**	0.2 U	**0.714**	0.2 U	0.2 U	0.2 U	0.2 U	0.2 U	**0.035 B**	0.2 U	0.2 U	**0.057 BN**	0.2 U	**0.18 B**
Antimony	0.01	mg/L	0.02 U	0.02 U	--	0.01 U	0.01 U	0.006 U	0.02 U	0.006 U	0.02 U	0.02 U	0.02 U	0.02 U	0.02 U	0.02 U	0.02 U	0.02 U	0.02 U
Arsenic	0.05	mg/L	0.05 U	0.05 U	--	0.01 U	0.01 U	0.01 U	0.01 U	0.01 U	0.01 U	0.01 U	0.01 U	0.01 U	0.01 U	0.01 U	0.01 U	0.01 U	0.01 U
Barium	2	mg/L	**0.149**	**0.143**	--	**0.388**	**0.386**	**0.397**	**0.38**	**0.4**	**0.39**	**0.36**	**0.36**	**0.37**	**0.36**	**0.35**	**0.35**	**0.36**	**0.36**
Beryllium	0.004	mg/L	0.01 U	0.01 U	--	0.005 U	0.005 U	0.004 U	0.004 U	0.004 U	0.004 U	0.004 U	0.004 U	0.004 U	0.004 U	0.004 U	0.004 U	0.004 U	**0.00059 B**
Cadmium	0.005	mg/L	0.005 U	0.005 U	--	0.002 U	0.002 U	0.005 U	0.005 U	0.005 U	0.005 U	0.005 UJ	0.005 U	0.005 U	0.005 U	0.005 U	0.005 U	0.005 U	0.005 U
Calcium metal	*	mg/L	--	--	--	**43.2**	**41.5**	**47.9**	**40**	**41**	**42**	**41**	**38**	**39**	**38**	**37**	**37**	**36**	**37**
Chromium	0.1	mg/L	0.01 U	0.01 U	--	0.005 U	0.005 U	0.01 U	0.01 U	0.01 U	0.01 U	0.01 UJ	0.01 U	0.01 U	0.01 U	0.01 U	0.01 U	0.01 U	0.01 U
Cobalt	*	mg/L	--	--	--	0.007 U	0.007 U	0.01 U	0.01 U	0.01 U	0.01 U	0.01 UJ	0.01 U	**0.0016 B**	0.01 U	0.01 U	0.01 U	0.01 U	0.01 U
Copper	1.3	mg/L	0.01 U	0.01 U	--	0.025 U	0.025 U	0.02 U	0.02 U	0.02 U	0.02 U	0.02 U	**0.0017 B**	0.02 U	0.02 U	0.02 U	0.02 U	0.02 U	0.02 U
Cyanide	0.2	mg/L	0.01 U	0.01 U	--	0.01 U	0.01 U	0.01 U	0.01 U	0.01 U	0.01 U	0.015 U	0.01 U	0.01 U	0.01 U	0.01 U	0.01 U	0.01 U	0.01 U
Iron	*	mg/L	--	--	--	**0.828**	**0.802**	**0.926**	**0.75**	**0.79**	**0.77**	**0.77**	**0.7**	**0.74 N**	**0.7**	**0.66**	**0.74**	**0.74**	**0.72**
Lead	0.015	mg/L	0.01 U	0.01 U	--	0.003 U	0.003 U	0.005 U	0.005 U	0.005 U	0.005 U	0.005 UJ	0.005 U	0.005 U	0.005 U	0.005 U	0.005 U	0.0030 U	**0.0023 B**
Magnesium	*	mg/L	--	--	--	**24**	**23.8**	**26**	**23**	**23**	**24**	**23**	**22**	**22**	**22**	**21**	**22**	**21**	**21**
Manganese	*	mg/L	--	--	--	**0.677**	**0.675**	**0.675**	**0.64**	**0.65**	**0.65**	**0.67**	**0.58**	**0.6**	**0.58**	**0.57**	**0.57**	**0.58**	**0.59**
Mercury	0.002	mg/L	0.0002 U	0.0002 U	--	0.0002 U	0.0002 U	0.0002 U	0.0002 U	0.0002 U	0.0002 U	0.0002 U	**0.00014 B**	0.0002 U	0.0002 U	0.0002 U	0.0002 U	0.00020 U	0.00020 U
Nickel	0.1	mg/L	0.02 U	0.02 U	--	0.04 U	0.04 U	0.04 U	0.04 U	0.04 U	0.04 U	0.04 UJ	0.04 U	0.04 U	0.04 U	0.04 U	0.04 U	0.04 U	0.04 U
Potassium	*	mg/L	--	--	--	5 U	5 U	**4.37**	**3.8**	**3.9**	**3.7**	**3.7**	**3.3**	**3.5**	**3.4**	**3.4**	**3.4**	**3.6**	**3.6**
Selenium	0.05	mg/L	0.02 U	0.02 U	--	0.005 U	0.005 U	0.01 U	0.01 U	0.01 U	0.01 U	0.01 U	0.01 U	**0.0047 B**	0.01 U	0.01 U	0.01 U	0.01 U	0.01 U
Sodium	*	mg/L	--	--	--	**16.2**	**16.1**	**18**	**15**	**16**	**16**	**19**	**15**	**15**	**14**	**14**	**15**	**15**	**15**
Thallium	0.002	mg/L	0.001 U	0.001 U	--	0.001 U	0.001 U	0.001 U	0.002 U	0.001 U	0.001 U	0.002 U	0.002 UWN	0.002 UWN	0.002 U	0.002 U	0.002 UWN	0.002 U	0.002 U
Vanadium (fume or dust)	0.2	mg/L	0.01 U	0.01 U	--	0.007 U	0.007 U	0.01 U	0.01 U	0.01 U	0.01 U	0.01 UJ	0.01 U	0.01 U	0.01 U	0.01 U	0.01 U	0.01 U	0.01 U
Zinc	2	mg/L	**0.596**	**0.581**	--	0.02 U	0.02 U	**0.0308 J**	**0.028**	**0.026**	0.02 U	**0.03**	**0.02**	0.02 U	0.02 U	0.02 U	0.02 U	0.02 U	0.02 U

Notes:
* - Not a HSRA regulated compound
ISCO - *in-situ* chemical oxidation
** - Resampled in August 2007 for VOCs only
RRS - Risk Reduction Standard

Data Qualifier Defintions:
-- - Not analyzed
B (Inorganics) - Estimated analyte concentration
D - Analyte concentration reported from secondary dilution
DB - Analyte concentration reported from secondary dilution; analyte detected in method blank
H - Holding time exceeded for sample
J - Estimated analyte concentration
JB (Organic) - Estimated analyte concentration; analyte detected in method blank
JM (Organic) - Estimated analyte concentration; spike sample recovery outside control limits
M (Organic) - Spike sample recovery outside control limits
N - Spike sample recovery outside of control limits
R - Sample data results rejected due to deficiencies in the ability to meet quality control standards
< - Analyte not detected at referenced detection limit
U - Analyte not detected at referenced detection limit
UJ - Analyte not detected; low method bias and/or matrix interference
UN - Analyte not detected; spiked sample recovery outside of control limits
UR - Analyte not detected; data rejected
UWN - Analyte not detected; post digestion spike and spike sample recovery outside control limits
Bold - Exceeds the laboratory detection limit
Bold and shaded - Analyte concentration exceeds the Type 1 RRS

Appendix E-2
Summary of Historical Groundwater Sampling Data - Transition Zone and Bedrock Monitoring Wells
January 2001 through July 2018
Atlanta Gas Light Company
Former Manufactured Gas Plant Site
Augusta, Georgia

Chemical Name	Type 1 Risk Reduction Standard	Location ID	MW-319	MW-319	MW-319	MW-319	MW-319	MW-319	MW-319	MW-319	MW-319	MW-319	MW-319	MW-319	MW-319	MW-319	MW-319	MW-319	MW-319	MW-319	MW-319	MW-319	MW-319	MW-319	MW-319	MW-319	MW-319
		Sample Date	7/20/2018	1/25/2018	7/27/2017	1/27/2017	7/20/2016	1/21/2016	7/28/2015	1/14/2015	7/14/2014	1/7/2014	7/9/2013	1/8/2013	7/23/2012	1/16/2012	7/5/2011	1/17/2011	7/13/2011	1/5/2010	7/22/2009	01/14/2009	07/16/2008	1/9/2008	7/11/2007	2/15/2007
		Unit	Post-Extraction							During Extraction																	
Volatile Organic Compounds																											
Acetone	4,000	µg/L	< 50	< 50	< 50	< 50	< 50	< 50	< 50	< 50	< 50	< 50	< 50	< 100	< 5.0	< 5.0	< 5.0	< 5.0	< 100	< 100	< 100	< 100	< 100	< 50	< 50	< 50
Benzene	5	µg/L	< 5.0	< 5.0	< 5.0	< 5.0	< 5.0	< 5.0	< 5.0	< 5.0	< 5.0	< 5.0	< 5.0	< 5.0	< 0.25	< 0.25	< 0.25	< 0.25	< 5.0	< 5.0	< 5.0	< 5.0	< 5.0	< 5.0	< 5	< 5
Carbon Disulfide	4,000	µg/L	< 5.0	< 5.0	< 5.0	< 5.0	< 5.0	< 5.0	< 5.0	< 5.0	< 5.0	< 5.0	< 5.0	< 5.0	< 0.60	< 0.60	< 0.60	< 0.60	< 5.0	< 5.0	< 5.0	< 5.0	< 5.0	< 5.0	< 5	< 5
Methylene Chloride	5	µg/L	< 5.0	< 5.0	< 5.0	< 5.0	< 5.0	< 5.0	< 5.0	< 5.0	< 5.0	< 5.0	< 5.0	< 5.0	< 0.11	< 0.11	< 0.11	< 0.11	< 5.0	< 5.0	< 5.0	< 5.0	< 5.0	< 5.0	< 5	< 5
Ethylbenzene	700	µg/L	< 5.0	< 5.0	< 5.0	< 5.0	< 5.0	< 5.0	< 5.0	< 5.0	< 5.0	< 5.0	< 5.0	< 5.0	< 1.0	< 1.0	**3.2 JB**	< 1.0	< 5.0	< 5.0	< 5.0	< 5.0	< 5.0	< 5.0	< 5	< 5
Toluene	1,000	µg/L	< 5.0	< 5.0	< 5.0	< 5.0	< 5.0	< 5.0	< 5.0	< 5.0	< 5.0	< 5.0	< 5.0	< 5.0	< 0.33	< 0.33	< 0.33	< 0.33	< 5.0	< 5.0	< 5.0	< 5.0	< 5.0	< 5.0	< 5	< 5
Trichloroethylene	5	µg/L	< 5.0	< 5.0	< 5.0	< 5.0	< 5.0	< 5.0	< 5.0	< 5.0	< 5.0	< 5.0	< 5.0	< 5.0	< 0.13	< 0.13	< 0.13	< 0.13	< 5.0	< 5.0	< 5.0	< 5.0	< 5.0	< 5.0	< 5	< 5
Xylenes, total	2,000	µg/L	< 5.0	< 5.0	< 5.0	< 5.0	< 5.0	< 5.0	< 5.0	< 5.0	< 5.0	< 5.0	< 5.0	< 5.0	< 0.20	< 0.20	< 0.20	< 0.20	< 5.0	< 5.0	< 5.0	< 5.0	< 5.0	< 5.0	< 5	< 5
Semivolatile Organic Compounds																											
Acenaphthene	2,000	µg/L	< 0.5	< 0.5	< 0.5	< 0.5	< 0.5	< 0.5	< 0.5	< 0.50	< 0.50	< 0.50	< 0.50	< 0.19	< 0.096	< 0.11	< 0.10	< 0.098	< 0.19	< 0.20	< 0.19	< 0.21	< 0.19	< 10	< 10	< 10
Acenaphthylene	10	µg/L	< 1.0	< 1.0	< 1.0	< 1.0	< 1.0	< 1.0	< 1.0	< 1.0	< 1.0	< 1.0	< 1.0	< 0.19	< 0.096	< 0.11	< 0.10	< 0.098	< 0.19	< 0.20	< 0.19	< 0.21	< 0.19	< 10	< 10	< 10
Anthracene	10	µg/L	< 0.05	< 0.05	< 0.05	< 0.05	< 0.05	< 0.05	< 0.05	< 0.05	< 0.05	< 0.05	< 0.05	< 0.19	< 0.096	< 0.11	< 0.10	< 0.098	< 0.19	< 0.20	< 0.19	< 0.21	< 0.19	< 10	< 10	< 10
Benz(a)anthracene	0.1	µg/L	< 0.05	< 0.05	< 0.05	< 0.05	< 0.05	< 0.05	< 0.05	< 0.05	< 0.05	**0.075**	< 0.05	< 0.19	< 0.096	< 0.11	< 0.10	< 0.098	< 0.19	< 0.20	< 0.19	< 0.21	< 0.19	< 0.05	< 0.05	< 0.05
Benzo(a)pyrene	0.2	µg/L	< 0.05	< 0.05	< 0.05	< 0.05	< 0.05	< 0.05	< 0.05	< 0.05	< 0.05	**0.25**	< 0.05	< 0.19	< 0.096	< 0.11	< 0.10	< 0.098	< 0.19	< 0.20	< 0.19	< 0.21	< 0.19	< 0.05	< 0.05	< 0.05
Benzo(b)fluoranthene	0.2	µg/L	< 0.1	< 0.1	< 0.1	< 0.1	< 0.1	< 0.1	< 0.1	< 0.1	< 0.10	**0.16**	< 0.10	< 0.19	< 0.096	< 0.11	< 0.10	< 0.098	< 0.19	< 0.20	< 0.19	< 0.21	< 0.19	< 0.10	< 0.1	< 0.1
Benzo(g,h,i)perylene	10	µg/L	< 0.1	< 0.1	< 0.1	< 0.1	< 0.1	< 0.1	< 0.1	< 0.1	< 0.10	**0.33**	< 0.10	< 0.19	< 0.096	< 0.11	< 0.10	< 0.098	< 0.19	< 0.20	< 0.19	< 0.21	< 0.19	< 10	< 10	< 10
Benzo(k)fluoranthene	10	µg/L	< 0.05	< 0.05	< 0.05	< 0.05	< 0.05	< 0.05	< 0.05	< 0.05	< 0.05	**0.22**	< 0.05	< 0.19	< 0.096	< 0.11	**0.11 J**	< 0.098	< 0.19	< 0.20	< 0.19	< 0.21	< 0.19	< 10	< 10	< 10
Chrysene	0.2	µg/L	< 0.05	< 0.05	< 0.05	< 0.05	< 0.05	< 0.05	< 0.05	< 0.05	< 0.05	**0.19**	< 0.05	< 0.19	< 0.043	< 0.048	**0.065 J**	< 0.044	< 0.19	< 0.20	< 0.19	< 0.21	< 0.19	< 0.05	< 0.05	< 0.05
Dibenzo(a,h)anthracene	0.3	µg/L	< 0.1	< 0.1	< 0.1	< 0.1	< 0.1	< 0.1	< 0.1	< 0.1	< 0.10	**0.27**	< 0.10	< 0.19	< 0.096	< 0.11	< 0.10	< 0.098	< 0.19	< 0.20	< 0.19	< 0.21	< 0.19	**0.14**	< 0.1	< 0.1
Fluoranthene	1,000	µg/L	< 0.1	< 0.1	< 0.1	< 0.1	< 0.1	< 0.1	< 0.1	< 0.1	< 0.10	**0.1**	< 0.10	< 0.19	< 0.096	< 0.11	< 0.10	< 0.098	< 0.19	< 0.20	< 0.19	< 0.21	< 0.19	< 10	< 10	< 10
Fluorene	1,000	µg/L	< 0.1	< 0.1	< 0.1	< 0.1	< 0.1	< 0.1	< 0.1	< 0.10	< 0.10	< 0.10	< 0.10	< 0.19	< 0.096	< 0.11	< 0.10	< 0.098	< 0.19	< 0.20	< 0.19	< 0.21	< 0.19	< 10	< 10	< 10
Indeno(1,2,3-cd)pyrene	0.4	µg/L	< 0.05	< 0.05	< 0.05	< 0.05	< 0.05	< 0.05	< 0.05	< 0.05	< 0.05	**0.29**	< 0.05	< 0.19	< 0.096	< 0.11	< 0.10	< 0.098	< 0.19	< 0.20	< 0.19	< 0.21	< 0.19	**0.15**	< 0.05	< 0.05
Naphthalene	20	µg/L	< 0.5	< 0.5	< 0.5	< 0.5	< 0.5	< 0.5	< 0.5	< 0.5	< 0.50	< 0.50	< 0.50	< 0.19	< 0.096	< 0.11	< 0.10	11 J	< 0.19	< 0.20	< 0.19	**0.033 J**	**0.05 J**	< 10	< 10	< 10
Phenanthrene	10	µg/L	< 0.05	< 0.05	< 0.05	< 0.05	< 0.05	< 0.05	< 0.05	< 0.05	< 0.05	< 0.05	< 0.05	< 0.19	< 0.096	< 0.11	< 0.10	< 0.098	< 0.19	< 0.20	< 0.19	< 0.21	< 0.19	< 10	< 10	< 10
Pyrene	1,000	µg/L	< 0.05	< 0.05	< 0.05	**3.3**	< 0.05	< 0.05	< 0.05	< 0.05	**0.056**	**0.085**	< 0.05	< 0.19	< 0.096	< 0.11	< 0.10	< 0.098	< 0.19	< 0.20	< 0.19	< 0.21	< 0.19	< 10	< 10	< 10
Inorganic Compounds																											
Antimony	0.01	mg/L	< 0.006	< 0.006	< 0.006	< 0.006	< 0.006	< 0.006	< 0.02	< 0.02	< 0.02	< 0.02	< 0.02	< 0.020	< 0.0053	< 0.0053	< 0.0053	< 0.0053	< 0.020	< 0.020	< 0.020	< 0.020	< 0.02	< 0.02	< 0.02	< 0.02
Arsenic	0.05	mg/L	< 0.05	< 0.05	< 0.05	< 0.05	< 0.05	< 0.05	< 0.05	< 0.05	< 0.05	< 0.05	< 0.05	< 0.020	< 0.0046	< 0.0046	< 0.0046	< 0.0046	< 0.020	< 0.020	< 0.020	< 0.010	< 0.01	< 0.05	< 0.05	< 0.05
Barium	2	mg/L	**0.475**	**0.835**	**0.584**	**0.576**	**0.669**	**0.838**	**0.777**	**0.642**	**0.132**	**0.692**	**0.668**	**0.93**	**0.73**	**0.28**	**0.92**	**0.89**	**0.94**	**0.82**	**0.67**	**0.38**	**0.69**	**0.820**	**0.704**	**0.743**
Beryllium	0.004	mg/L	< 0.004	< 0.004	< 0.004	< 0.004	< 0.004	< 0.004	< 0.01	< 0.01	< 0.01	< 0.01	< 0.01	< 0.0040	< 0.00020	< 0.00020	< 0.00020	**0.00020 J**	**0.00031 J**	< 0.0040	< 0.0040	< 0.0040	< 0.004	< 0.01	< 0.01	< 0.01
Cadmium	0.005	mg/L	< 0.005	< 0.005	< 0.005	< 0.005	< 0.005	< 0.005	< 0.005	< 0.005	< 0.005	< 0.005	< 0.005	< 0.0020	< 0.0020	< 0.0020	< 0.0020	< 0.0020	< 0.0050	< 0.0050	< 0.0050	< 0.0050	< 0.005	< 0.005	< 0.005	< 0.005
Chromium	0.1	mg/L	< 0.01	< 0.01	< 0.01	< 0.01	< 0.01	< 0.01	< 0.01	< 0.01	< 0.01	< 0.01	< 0.01	< 0.010	< 0.0012	< 0.0012	< 0.0012	**0.0028 J**	< 0.010	< 0.010	< 0.010	< 0.010	< 0.01	< 0.01	< 0.01	< 0.01
Copper	1.3	mg/L	< 0.01	< 0.01	< 0.01	< 0.01	< 0.01	< 0.01	< 0.01	< 0.01	< 0.01	< 0.01	< 0.01	< 0.020	< 0.0019	< 0.0019	< 0.0019	< 0.0019	**0.0038 J**	< 0.020	< 0.020	**0.0029 J**	< 0.02	< 0.01	< 0.01	< 0.01
Cyanide	0.2	mg/L	< 0.01	< 0.01	< 0.01	< 0.01	< 0.01	< 0.01	< 0.01	< 0.01	< 0.01	< 0.01	< 0.01	< 0.010	< 0.0050	< 0.0050	**0.027**	< 0.0050	< 0.010	< 0.010	< 0.010	< 0.010	< 0.01	< 0.01	< 0.01	< 0.01
Lead	0.015	mg/L	< 0.01	< 0.01	< 0.01	< 0.01	< 0.01	< 0.01	< 0.01	< 0.01	< 0.01	< 0.01	< 0.01	< 0.010	< 0.0040	**0.0043 J**	< 0.0040	< 0.0040	< 0.010	< 0.010	< 0.010	**0.0036 J**	< 0.005	< 0.01	< 0.01	< 0.01
Mercury	0.002	mg/L	< 0.0002	< 0.0002	< 0.0002	< 0.0002	< 0.0002	< 0.0002	< 0.0002	< 0.00020	< 0.00020	< 0.00020	< 0.00020	< 0.00020	< 0.000091	< 0.000091	< 0.000091	< 0.000091	< 0.00020	< 0.00020	< 0.00020	< 0.00020	< 0.00020	< 0.00020	< 0.0002	< 0.0002
Nickel	0.1	mg/L	< 0.02	< 0.02	< 0.02	< 0.02	< 0.02	< 0.02	< 0.02	< 0.02	< 0.02	< 0.02	< 0.02	< 0.040	**0.0023 J**	< 0.0023	< 0.0023	< 0.0023	< 0.040	< 0.040	< 0.040	< 0.040	< 0.04	< 0.02	< 0.02	< 0.02
Selenium	0.05	mg/L	< 0.02	< 0.02	< 0.02	< 0.02	< 0.02	< 0.02	< 0.02	< 0.02	< 0.02	< 0.02	< 0.02	< 0.020	< 0.0064	< 0.0064	< 0.0064	< 0.0064	< 0.020	< 0.020	< 0.020	< 0.010	< 0.01	< 0.02	< 0.02	< 0.02
Thallium	0.002	mg/L	< 0.002	< 0.002	< 0.002	< 0.002	< 0.002	< 0.002	< 0.02	< 0.02	< 0.02	< 0.02	< 0.02	< 0.0010	< 0.00025	< 0.00025	< 0.00025	< 0.00025	< 0.0010	< 0.0010	< 0.0010	< 0.0010	< 0.001	< 1.00	< 1.00	< 1
Vanadium (fume or dust)	0.2	mg/L	< 0.01	< 0.01	< 0.01	< 0.01	< 0.01	< 0.01	< 0.01	< 0.01	< 0.01	< 0.01	< 0.01	< 0.010	< 0.0024	< 0.0024	< 0.0024	< 0.0024	< 0.010	< 0.010	< 0.010	< 0.010	< 0.01	< 0.01	< 0.01	< 0.01
Zinc	2	mg/L	< 0.02	< 0.02	< 0.02	< 0.02	< 0.02	< 0.02	< 0.02	< 0.02	< 0.02	< 0.02	< 0.02	< 0.020	< 0.0087	**0.0094 J**	< 0.0087	< 0.0087	< 0.020	< 0.020	< 0.020	< 0.020	< 0.02	< 0.02	< 0.02	< 0.02

Notes:
* - Not a HSRA regulated compound
ISCO - *in-situ* chemical oxidation
** - Resampled in August 2007 for VOCs only
RRS - Risk Reduction Standard

Data Qualifier Defintions:
-- - Not analyzed
B (Inorganics) - Estimated analyte concentration
D - Analyte concentration reported from secondary dilution
DB - Analyte concentration reported from secondary dilution; analyte detected in method blank
H - Holding time exceeded for sample
J - Estimated analyte concentration
JB (Organic) - Estimated analyte concentration; analyte detected in method blank
JM (Organic) - Estimated analyte concentration; spike sample recovery outside control limits
M (Organic) - Spike sample recovery outside control limits
N - Spike sample recovery outside of control limits
R - Sample data results rejected due to deficiencies in the ability to meet quality control standards
< - Analyte not detected at referenced detection limit
U - Analyte not detected at referenced detection limit
UJ - Analyte not detected; low method bias and/or matrix interference
UN - Analyte not detected; spiked sample recovery outside of control limits
UR - Analyte not detected; data rejected
UWN - Analyte not detected; post digestion spike and spike sample recovery outside control limits
Bold - Exceeds the laboratory detection limit
Bold and shaded - Analyte concentration exceeds the Type 1 RRS

Appendix E-2
Summary of Historical Groundwater Sampling Data - Transition Zone and Bedrock Monitoring Wells
January 2001 through July 2018
Atlanta Gas Light Company
Former Manufactured Gas Plant Site
Augusta, Georgia

Chemical Name	Type 1 Risk Reduction Standard	Location ID	MW-319	MW-319	MW-319	MW-319	MW-319	MW-319	MW-319	MW-319	MW-319	MW-319	MW-319	MW-319	MW-319
		Sample Date	7/13/2006	1/12/2006	7/18/2005	1/17/2005	7/13/2004	1/20/2004	7/15/2003	1/21/2003	7/11/2002	1/17/2002	7/16/2001	7/01 DUP	1/16/2001
		Unit	Pre-Extraction												
Volatile Organic Compounds															
Acetone	4,000	µg/L	50 U	10 U	25 U	25 U	25 U	25 U	25 U	**15 J**	25 U	25 U	25 U	25 U	25 UJ
Benzene	5	µg/L	5 U	1.0 U	1.0 U	1.0 U	1.0 U	1.0 U	1.0 U	**0.12 J**	1.0 U	1.0 U	1.0 U	1.0 U	**0.33 J**
Carbon Disulfide	4,000	µg/L	5 U	1.0 U	1.0 U	1.0 U	1.0 U	1.0 U	1.0 U	1.0 U	1.0 U	1.0 U	1.0 U	1.0 U	1.0 U
Methylene Chloride	5	µg/L	5 U	1.0 U	5.0 U	5.0 U	5.0 U	5.0 U	5.0 U	5.0 U	**0.35 J**	5.0 U	5.0 U	5.0 U	5.0 U
Ethylbenzene	700	µg/L	5 U	1.0 U	1.0 U	1.0 U	1.0 U	1.0 U	1.0 U	**0.14 J**	1.0 U	1.0 U	1.0 U	1.0 U	**0.29 J**
Toluene	1,000	µg/L	5 U	1.0 U	1.0 U	1.0 U	1.0 U	1.0 U	1.0 U	1.0 U	1.0 U	1.0 U	1.0 U	1.0 U	1.0 U
Trichloroethylene	5	µg/L	5 U	1.0 U	1.0 U	1.0 U	1.0 U	1.0 U	1.0 U	1.0 U	1.0 U	1.0 U	1.0 U	1.0 U	1.0 U
Xylenes, total	2,000	µg/L	5 U	2.0 U	2.0 U	2.0 U	2.0 U	2.0 U	2.0 U	**0.49 J**	2.0 U	2.0 U	2.0 U	2.0 U	2.0 U
Semivolatile Organic Compounds															
2-Methylnaphthalene	*	µg/L	--	0.2 U	0.2 U	0.2 U	0.2 U	0.2 U	10 U	10 U	10 U	10 U	10 U	10 U	10 U
Acenaphthene	2,000	µg/L	10 U	0.2 U	0.2 U	0.2 U	0.2 U	0.2 U	10 U	10 U	10 U	10 U	10 U	10 U	10 U
Acenaphthylene	10	µg/L	10 U	0.2 U	0.2 U	0.2 U	0.2 U	0.2 U	10 U	10 U	10 U	10 U	10 U	10 U	10 U
Anthracene	10	µg/L	10 U	0.2 U	0.2 U	0.2 U	0.2 U	0.2 U	10 U	10 U	10 U	10 U	10 U	10 U	10 U
Benz(a)anthracene	0.1	µg/L	0.05 U	0.2 U	0.2 U	0.2 U	0.2 U	0.2 U	10 U	10 U	10 U	10 U	10 U	10 U	10 U
Benzo(a)pyrene	0.2	µg/L	0.05 U	0.2 U	0.2 U	0.2 U	0.2 U	0.2 U	10 U	10 U	10 U	10 U	10 U	10 U	10 U
Benzo(b)fluoranthene	0.2	µg/L	0.1 U	0.2 U	0.2 U	0.2 U	0.2 U	0.2 U	10 U	10 U	10 U	10 U	10 U	10 U	10 U
Benzo(g,h,i)perylene	10	µg/L	10 U	0.2 U	0.2 U	0.2 U	0.2 U	0.2 U	10 U	10 U	10 U	10 U	10 U	10 U	10 U
Benzo(k)fluoranthene	10	µg/L	10 U	0.2 U	0.2 U	0.2 U	0.2 U	0.2 U	10 U	10 U	10 U	10 U	10 U	10 U	10 U
Chrysene	0.2	µg/L	0.05 U	0.2 U	0.2 U	0.2 U	0.2 U	0.2 U	10 U	10 U	10 U	10 U	10 U	10 U	10 U
Dibenzo(a,h)anthracene	0.3	µg/L	0.1 U	0.2 U	0.2 U	0.2 U	0.2 U	0.2 U	10 U	10 U	10 U	10 U	10 U	10 U	10 U
Dibenzofuran	1	µg/L	--	1.0 U	0.2 U	0.2 U	0.2 U	0.2 U	10 U	10 U	10 U	10 U	10 U	10 U	10 U
Fluoranthene	1,000	µg/L	10 U	0.2 U	0.2 U	0.2 U	0.2 U	0.2 U	10 U	10 U	10 U	10 U	10 U	10 U	10 U
Fluorene	1,000	µg/L	10 U	0.2 U	0.2 U	0.2 U	0.2 U	0.2 U	10 U	10 U	10 U	10 U	10 U	10 U	10 U
Indeno(1,2,3-cd)pyrene	0.4	µg/L	0.05 U	0.2 U	0.2 U	0.2 U	0.2 U	0.2 U	10 U	10 U	10 U	10 U	10 U	10 U	10 U
Naphthalene	20	µg/L	10 U	0.2 U	0.2 U	0.2 U	0.2 U	0.2 U	10 U	10 U	10 U	10 U	10 U	10 U	10 U
Phenanthrene	10	µg/L	10 U	0.2 U	0.2 U	0.2 U	0.2 U	0.2 U	10 U	10 U	10 U	10 U	10 U	10 U	10 U
Pyrene	1,000	µg/L	10 U	0.2 U	0.2 U	0.2 U	0.2 U	0.2 U	10 UJ	10 U	10 U	10 U	10 U	10 U	10 U
Inorganic Compounds															
Aluminum (fume or dust)	*	mg/L	--	**1.72**	0.2 U	0.2 U	0.2 U	0.2 U	0.2 U	0.2 U	**0.071 B**	**0.2**	**0.05 B**	**0.057 B**	**0.031 J**
Antimony	0.01	mg/L	0.02 U	0.01 U	0.006 U	0.02 U	0.006 U	0.02 U	0.02 U	0.02 U	0.02 U	0.02 U	**0.0058 B**	0.02 U	**0.0065 J**
Arsenic	0.05	mg/L	0.05 U	0.01 U	0.01 U	0.01 U	0.01 U	0.01 U	0.01 U	0.01 U	0.01 U	**0.0037 B**	0.01 U	0.01 U	0.01 U
Barium	2	mg/L	**0.736**	**0.642**	**0.603**	**0.61**	**0.6**	**0.6**	**0.52**	**0.6**	**0.55**	**0.67**	**0.62**	**0.62**	**0.68**
Beryllium	0.004	mg/L	0.01 U	0.005 U	0.004 U	0.004 U	0.004 U	0.004 U	0.004 U	0.004 U	0.004 U	**0.00072 B**	0.004 U	0.004 U	0.00073 U
Cadmium	0.005	mg/L	0.005 U	0.002 U	0.005 U	0.005 U	0.005 U	0.005 U	0.005 UJ	0.005 U	0.005 U	0.005 U	0.005 U	0.005 U	0.005 U
Calcium metal	*	mg/L	--	**36.5**	**29.5**	**28**	**28**	**29**	**31**	**28**	**28**	**33**	**30**	**30**	**34**
Chromium	0.1	mg/L	0.01 U	0.005 UJ	0.01 U	0.01 U	0.01 U	0.01 U	0.01 UJ	0.01 U	0.01 U	**0.003 B**	0.01 U	0.01 U	0.01 U
Cobalt	*	mg/L	--	0.007 UJ	0.01 U	0.01 U	0.01 U	0.01 U	0.01 UJ	**0.0047 B**	**0.0042 B**	**0.0058 B**	**0.0053 B**	**0.0048 B**	**0.0058 J**
Copper	1.3	mg/L	0.01 U	0.025 U	0.02 U	0.02 U	0.02 U	0.02 U	0.02 U	**0.0019 B**	0.02 U	0.02 U	0.02 U	0.02 U	0.02 U
Cyanide	0.2	mg/L	0.01 U	0.01 UJ	0.01 U	0.01 U	0.01 U	0.01 U	0.015 U	0.01 U	0.01 U	0.01 U	0.01 U	0.01 U	0.01 U
Iron	*	mg/L	--	**4.23**	**4.03**	**4.1**	**3.8**	**4.3**	**3.8**	**4.3**	**3.5**	**5.3**	**4.4**	**4.3**	**4.7**
Lead	0.015	mg/L	0.01 U	0.003 U	0.005 U	0.005 U	0.005 U	0.005 U	0.005 UJ	0.005 U	0.005 U	0.005 U	0.005 U	0.005 U	0.0025 U
Magnesium	*	mg/L	--	**16.2**	**13.2**	**13**	**13**	**13**	**12**	**14**	**11**	**16**	**14**	**14**	**15**
Manganese	*	mg/L	--	**1.11**	**1.08**	**1.1**	**1.1**	**1.2**	**1.1**	**1.1**	**0.94**	**1.3 N**	**1.1**	**1.1**	**1.2**
Mercury	0.002	mg/L	0.0002 U	0.0002 UJ	0.0002 U	0.0002 U	0.0002 U	0.0002 U	0.0002 U	0.0002 U	0.0002 U	0.0002 U	0.0002 U	0.0002 U	0.00020 U
Nickel	0.1	mg/L	0.02 U	0.04 U	0.04 U	0.04 U	0.04 U	0.04 U	0.04 UJ	0.04 U	0.04 U	**0.0052 B**	0.04 U	0.04 U	**0.0055 J**
Potassium	*	mg/L	--	5 U	**3.68**	**3.4**	**3.4**	**3.4**	**3.2**	**3.1**	**3.5**	**3.6 N**	**3.7**	**3.6**	**4.3**
Selenium	0.05	mg/L	0.02 U	0.005 U	0.01 U	0.01 U	0.01 U	0.01 U	0.01 U	0.01 U	0.01 U	0.01 U	0.01 U	0.01 U	0.01 U
Sodium	*	mg/L	--	**14.9**	**14.8**	**13**	**14**	**13**	**14**	**14**	**14**	**14**	**15**	**14**	**15**
Thallium	0.002	mg/L	0.001 U	0.001 U	0.001 U	0.002 U	0.001 U	0.001 U	0.002 U	0.002 UW	0.002 UWN	0.002 U	0.002 U	0.002 U	0.002 U
Vanadium (fume or dust)	0.2	mg/L	0.01 U	0.007 U	0.01 U	0.01 U	0.01 U	0.01 U	0.01 UJ	0.01 U	0.01 U	0.01 U	0.01 U	0.01 U	0.01 U
Zinc	2	mg/L	0.02 U	0.02 U	0.02 U	0.02 U	0.02 U	0.02 U	**0.04**	**0.04**	0.02 U	0.02 U	0.02 U	0.02 U	0.02 U

Notes:
* - Not a HSRA regulated compound
ISCO - *in-situ* chemical oxidation
** - Resampled in August 2007 for VOCs only
RRS - Risk Reduction Standard

Data Qualifier Defintions:
-- - Not analyzed
B (Inorganics) - Estimated analyte concentration
D - Analyte concentration reported from secondary dilution
DB - Analyte concentration reported from secondary dilution; analyte detected in method blank
H - Holding time exceeded for sample
J - Estimated analyte concentration
JB (Organic) - Estimated analyte concentration; analyte detected in method blank
U - Analyte not detected at referenced detection limit
Bold = Exceeds the laboratory detection limit
Bold and shaded - Analyte concentration exceeds the Type 1 RRS

Appendix E-2
Summary of Historical Groundwater Sampling Data - Transition Zone and Bedrock Monitoring Wells
January 2001 through July 2018
Atlanta Gas Light Company
Former Manufactured Gas Plant Site
Augusta, Georgia

Chemical Name	Type 1 Risk Reduction Standard	Location ID	MW-320	MW-320	MW-320	MW-320	MW-320	MW-320	MW-320	MW-320	MW-320	MW-320	MW-320	MW-320	MW-320	MW-320	MW-320	MW-320	MW-320	MW-320	MW-320	MW-320	MW-320	MW-320	MW-320	MW-320	MW-320
		Sample Date	7/20/2018	1/25/2018	7/27/2017	1/27/2017	7/28/2016	1/21/2016	7/27/2015	1/12/2015	7/14/2014	1/6/2014	7/9/2013	1/8/2013	7/23/2012	1/16/2012	7/5/2011	1/17/2011	7/13/2010	1/5/2010	7/22/2009	01/14/2009	07/16/2008	1/9/2008	7/11/2007	2/14/2007
		Unit	Post-Extraction							During Extraction																	
Volatile Organic Compounds																											
Acetone	4,000	µg/L	< 50	< 50	< 50	< 50	< 50	< 50	< 50	< 50	< 50	< 50	< 50	< 100	< 5.0	< 5.0	< 5.0	< 5.0	< 100	< 100	< 100	< 100	< 100	< 50	< 50	< 50
Benzene	5	µg/L	< 5.0	< 5.0	< 5.0	< 5.0	< 5.0	< 5.0	< 5.0	< 5	< 5.0	< 5.0	< 5.0	< 5.0	< 0.25	< 0.25	< 0.25	< 0.25	< 5.0	< 5.0	< 5.0	< 5.0	**0.54 J**	< 5.0	< 5	< 5
Carbon Disulfide	4,000	µg/L	< 5.0	< 5.0	< 5.0	< 5.0	< 5.0	< 5.0	< 5.0	< 5.0	< 5.0	< 5.0	< 5.0	< 5.0	< 0.60	< 0.60	< 0.60	< 0.60	< 5.0	< 5.0	< 5.0	< 5.0	< 5.0	< 5.0	< 5	< 5
Ethylbenzene	700	µg/L	< 5.0	< 5.0	< 5.0	< 5.0	< 5.0	< 5.0	< 5.0	< 5	< 5.0	< 5.0	< 5.0	< 5.0	< 0.11	< 0.11	< 0.11	< 0.11	< 5.0	< 5.0	< 5.0	< 5.0	**0.45 J**	< 5.0	< 5	< 5
Methylene Chloride	5	µg/L	< 5.0	< 5.0	< 5.0	< 5.0	< 5.0	< 5.0	< 5.0	< 5.0	< 5.0	< 5.0	< 5.0	< 5.0	< 1.0	< 1.0	< 1.0	< 1.0	< 5.0	< 5.0	< 5.0	< 5.0	< 5.0	< 5.0	< 5	< 5
Toluene	1,000	µg/L	< 5.0	< 5.0	< 5.0	< 5.0	< 5.0	< 5.0	< 5.0	< 5.0	< 5.0	< 5.0	< 5.0	< 5.0	< 0.33	< 0.33	< 0.33	< 0.33	< 5.0	< 5.0	< 5.0	< 5.0	< 5.0	< 5.0	< 5	< 5
Trichloroethylene	5	µg/L	< 5.0	< 5.0	< 5.0	< 5.0	< 5.0	< 5.0	< 5.0	< 5.0	< 5.0	< 5.0	< 5.0	< 5.0	< 0.13	< 0.13	< 0.13	< 0.13	< 5.0	< 5.0	< 5.0	**0.56 J**	< 5.0	< 5.0	< 5	< 5
Xylenes, total	2,000	µg/L	< 5.0	< 5.0	< 5.0	< 5.0	< 5.0	< 5.0	< 5.0	< 5.0	< 5.0	< 5.0	< 5.0	< 5.0	< 0.20	< 0.20	< 0.20	< 0.20	< 5.0	< 5.0	< 5.0	< 5.0	< 5.0	< 5.0	< 5	< 5
Semivolatile Organic Compounds																											
Acenaphthene	2,000	µg/L	< 0.5	< 0.5	< 0.5	< 0.5	< 0.5	< 0.5	< 0.5	< 0.5	< 0.50	< 0.50	< 0.50	< 0.20	< 0.095	< 0.11	< 0.11	< 0.11	< 0.20	< 0.19	< 0.19	< 0.20	< 0.19	< 10	< 10	< 10
Acenaphthylene	10	µg/L	< 1.0	< 1.0	< 1.0 UJ	< 1.0	< 1.0	< 1.0	< 1.0	< 1	< 1.0	< 1.0	< 1.0	< 0.20	< 0.095	< 0.11	< 0.11	< 0.11	< 0.20	< 0.19	< 0.19	< 0.20	< 0.19	< 10	< 10	< 10
Anthracene	10	µg/L	< 0.05	< 0.05	< 0.05	< 0.05	< 0.05	< 0.05	< 0.05	< 0.05	< 0.05	< 0.05	< 0.05	< 0.20	< 0.095	< 0.11	< 0.11	< 0.11	< 0.20	< 0.19	< 0.19	< 0.20	< 0.19	< 10	< 10	< 10
Benz(a)anthracene	0.1	µg/L	**0.12**	< 0.05	< 0.05	< 0.05	< 0.05	< 0.05	< 0.05	< 0.05	< 0.05	< 0.05	< 0.05	< 0.20	< 0.095	**0.12 J**	< 0.11	< 0.11	< 0.20	< 0.19	< 0.19	< 0.20	< 0.19	< 0.05	< 0.05	< 0.05
Benzo(a)pyrene	0.2	µg/L	**0.065**	< 0.05	< 0.05	< 0.05	< 0.05	< 0.05	< 0.05	< 0.05	< 0.05	**0.053**	< 0.05	< 0.20	< 0.095	**0.18 J**	< 0.11	< 0.11	< 0.20	< 0.19	< 0.19	< 0.20	< 0.19	< 0.05	< 0.05	< 0.05
Benzo(b)fluoranthene	0.2	µg/L	**0.13**	< 0.1	< 0.1	< 0.1	< 0.1	< 0.1	< 0.1	< 0.1	< 0.10	< 0.10	< 0.10	< 0.20	< 0.095	< 0.11	< 0.11	**0.13 J**	**0.10 J***	< 0.19	< 0.19	< 0.20	< 0.19	< 0.10	< 0.1	< 0.1
Benzo(g,h,i)perylene	10	µg/L	**0.13**	< 0.1	< 0.1	< 0.1	< 0.1	< 0.1	< 0.1	< 0.1	< 0.10	**0.12**	< 0.10	< 0.20	< 0.095	**0.15 J**	< 0.11	< 0.11	< 0.20	< 0.19	< 0.19	< 0.20	< 0.19	< 10	< 10	< 10
Benzo(k)fluoranthene	10	µg/L	**0.13**	< 0.05	< 0.05	< 0.05	< 0.05	< 0.05	< 0.05	< 0.05	< 0.05	**0.066**	< 0.05	< 0.20	< 0.095	**0.38**	< 0.11	**0.13 J**	< 0.20	< 0.19	< 0.19	< 0.20	< 0.19	< 10	< 10	< 10
Chrysene	0.2	µg/L	**0.16**	< 0.05	< 0.05	< 0.05	< 0.05	< 0.05	< 0.05	< 0.05	< 0.05	< 0.05	**0.051**	< 0.20	< 0.043	**0.23 B**	< 0.048	**0.086 J**	**0.12 J**	< 0.19	< 0.19	< 0.20	< 0.19	< 0.05	< 0.05	< 0.05
Dibenzo(a,h)anthracene	0.3	µg/L	**0.15**	< 0.1	< 0.1	< 0.1	< 0.1	< 0.1	< 0.1	< 0.1	< 0.10	**0.13**	< 0.10	< 0.20	< 0.095	< 0.11	< 0.11	< 0.11	< 0.20	< 0.19	< 0.19	< 0.20	< 0.19	< 0.10	< 0.1	< 0.1
Fluoranthene	1,000	µg/L	< 0.1	< 0.1	< 0.1	< 0.1	< 0.1	< 0.1	< 0.1	< 0.1	< 0.10	< 0.10	**0.12**	< 0.20	< 0.095	**0.43**	< 0.11	**0.17 J**	**0.22**	< 0.19	**0.36**	**0.022 J**	< 0.19	< 10	< 10	< 10
Fluorene	1,000	µg/L	< 0.1	< 0.1	< 0.1	< 0.1	< 0.1	< 0.1	< 0.1	< 0.1	< 0.10	< 0.10	< 0.10	< 0.20	< 0.095	< 0.11	< 0.11	< 0.11	< 0.20	< 0.19	< 0.19	< 0.20	< 0.19	< 10	< 10	< 10
Indeno(1,2,3-cd)pyrene	0.4	µg/L	**0.13**	< 0.05	< 0.05	< 0.05	< 0.05	< 0.05	< 0.05	< 0.05	< 0.05	**0.090**	< 0.05	< 0.20	< 0.095	**0.15 J**	< 0.11	< 0.11	< 0.20	< 0.19	< 0.19	< 0.20	< 0.19	< 0.05	< 0.05	< 0.05
Naphthalene	20	µg/L	< 0.5	< 0.5	< 0.5	< 0.5	< 0.5	< 0.5	< 0.5	**13**	< 0.50	< 0.50	< 0.50	< 0.20	< 0.095	< 0.11	**0.11 J**	11 J	< 0.20	< 0.19	< 0.19	**0.052 J**	0.33	< 10	< 10	< 10
Phenanthrene	10	µg/L	< 0.05	< 0.05	< 0.05	< 0.05	< 0.05	< 0.05	< 0.05	< 0.05	< 0.05	< 0.05	< 0.05	< 0.20	< 0.095	**0.11 J**	< 0.11	< 0.11	< 0.20	< 0.19	< 0.19	< 0.20	< 0.19	< 10	< 10	< 10
Pyrene	1,000	µg/L	**0.054**	< 0.05	< 0.05	**0.051**	< 0.05	< 0.05	< 0.05	< 0.05	< 0.05	< 0.05	**0.081**	< 0.20	< 0.095	**0.30**	< 0.11	**0.14 J**	**0.17 J**	< 0.19	**0.26**	< 0.20	< 0.19	< 10	< 10	< 10
Inorganic Compounds																											
Antimony	0.01	mg/L	< 0.006	< 0.006	< 0.006	< 0.006	< 0.006	< 0.006	< 0.02	< 0.02	< 0.02	< 0.02	< 0.02	< 0.020	< 0.0053	< 0.0053	< 0.0053	< 0.0053	< 0.020	< 0.020	< 0.020	< 0.020	< 0.02	< 0.02	< 0.02	< 0.02
Arsenic	0.05	mg/L	< 0.05	< 0.05	< 0.05	< 0.05	< 0.05	< 0.05	< 0.05	< 0.05	< 0.05	< 0.05	< 0.05	< 0.020	< 0.0046	< 0.0046	< 0.0046	< 0.0046	< 0.020	< 0.020	< 0.020	< 0.010	< 0.01	< 0.05	< 0.05	< 0.05
Barium	2	mg/L	**0.229**	**0.0136**	**0.249**	**0.238**	**0.25**	**0.281**	**0.267**	**0.0287**	**0.268**	**0.264**	**0.267**	**0.096**	**0.26**	**0.29**	**0.076**	**0.25**	**0.097**	**0.097**	**0.27**	**0.22**	**0.27**	**0.284**	**0.240**	**0.278**
Beryllium	0.004	mg/L	< 0.004	< 0.004	< 0.004	< 0.004	< 0.004	< 0.004	< 0.01	< 0.01	< 0.01	< 0.01	< 0.01	< 0.0040	< 0.00020	< 0.00020	< 0.00020	< 0.00020	< 0.0040	< 0.0040	< 0.0040	< 0.0040	< 0.004	< 0.01	< 0.01	< 0.01
Cadmium	0.005	mg/L	< 0.005	< 0.005	< 0.005	< 0.005	< 0.005	< 0.005	< 0.005	< 0.005	< 0.005	< 0.005	< 0.005	< 0.0050	< 0.0020	< 0.0020	< 0.0020	< 0.0020	< 0.0050	< 0.0050	< 0.0050	< 0.0050	< 0.005	< 0.005	< 0.005	< 0.005
Chromium	0.1	mg/L	< 0.01	< 0.01	< 0.01	< 0.01	< 0.01	< 0.01	< 0.01	< 0.01	< 0.01	< 0.01	< 0.01	< 0.010	< 0.0012	< 0.0012	< 0.0012	**0.0013 J**	< 0.010	< 0.010	< 0.010	< 0.010	< 0.01	< 0.01	< 0.01	< 0.01
Copper	1.3	mg/L	< 0.01	< 0.01	< 0.01	< 0.01	< 0.01	< 0.01	< 0.01	< 0.01	< 0.01	< 0.01	< 0.01	< 0.020	< 0.0019	< 0.0019	< 0.0019	< 0.0019	< 0.020	< 0.020	< 0.020	< 0.020	< 0.02	< 0.01	< 0.01	< 0.01
Cyanide	0.2	mg/L	< 0.01	< 0.01	< 0.01	< 0.01	< 0.01	< 0.01	< 0.01	< 0.01	< 0.01	< 0.01	< 0.01	< 0.010	< 0.0050	< 0.0050	**0.013**	< 0.0050	< 0.010	< 0.010	< 0.010	< 0.010	< 0.01	< 0.01	< 0.01	< 0.01
Lead	0.015	mg/L	< 0.01	< 0.01	< 0.01	< 0.01	< 0.01	< 0.01	< 0.01	< 0.01	< 0.01	< 0.01	< 0.01	< 0.010	< 0.0040	< 0.0040	< 0.0040	< 0.0040	< 0.010	< 0.010	< 0.010	< 0.0050	< 0.005	< 0.01	< 0.01	< 0.01
Mercury	0.002	mg/L	< 0.0002	< 0.0002	< 0.0002	< 0.0002	< 0.0002	< 0.0002	< 0.0002	< 0.00020	< 0.00020	< 0.00020	< 0.00020	< 0.00020	< 0.000091	< 0.000091	< 0.000091	< 0.000091	< 0.00020	< 0.00020	< 0.00020	< 0.00020	< 0.00020	< 0.00020	< 0.0002	< 0.0002
Nickel	0.1	mg/L	< 0.02	< 0.02	< 0.02	< 0.02	< 0.02	< 0.02	< 0.02	< 0.02	< 0.02	< 0.02	< 0.02	< 0.040	< 0.0023	< 0.0023	< 0.0023	< 0.0023	< 0.040	< 0.040	< 0.040	**0.0018 J**	**0.0018 J**	< 0.02	< 0.02	< 0.02
Selenium	0.05	mg/L	< 0.02	< 0.02	< 0.02	< 0.02	< 0.02	< 0.02	< 0.02	< 0.02	< 0.02	< 0.02	< 0.02	< 0.020	< 0.0064	< 0.0064	< 0.0064	< 0.0064	< 0.020	< 0.020	< 0.020	< 0.010	< 0.01	< 0.02	< 0.02	< 0.02
Thallium	0.002	mg/L	< 0.002	< 0.002	< 0.002	< 0.002	< 0.002	< 0.002	< 0.02	< 0.02	< 0.02	< 0.02	< 0.02	< 0.0010	< 0.00025	< 0.00025	< 0.00025	< 0.00025	< 0.0010	< 0.0010	< 0.0010	< 0.0010	< 0.001	< 1.00	< 1.00	< 1
Vanadium (fume or dust)	0.2	mg/L	< 0.01	< 0.01	< 0.01	< 0.01	< 0.01	< 0.01	< 0.01	< 0.01	< 0.01	< 0.01	< 0.01	< 0.010	< 0.0024	< 0.0024	< 0.0024	< 0.0024	< 0.010	< 0.010	< 0.010	< 0.010	< 0.01	< 0.01	< 0.01	< 0.01
Zinc	2	mg/L	< 0.02	< 0.02	< 0.02	< 0.02	< 0.02	< 0.02	< 0.02	< 0.02	< 0.02	< 0.02	< 0.02	< 0.020	< 0.0087	< 0.0087	< 0.0087	< 0.0087	< 0.020	< 0.020	< 0.020	< 0.020	< 0.02	< 0.02	< 0.02	< 0.02

Notes:
* - Not a HSRA regulated compound
ISCO - *in-situ* chemical oxidation
** - Resampled in August 2007 for VOCs only
RRS - Risk Reduction Standard

Data Qualifier Defintions:
-- - Not analyzed
B (Inorganics) - Estimated analyte concentration
D - Analyte concentration reported from secondary dilution
DB - Analyte concentration reported from secondary dilution; analyte detected in method blank
H - Holding time exceeded for sample
J - Estimated analyte concentration
JB (Organic) - Estimated analyte concentration; analyte detected in method blank
JM (Organic) - Estimated analyte concentration; spike sample recovery outside control limits
M (Organic) - Spike sample recovery outside control limits
N - Spike sample recovery outside of control limits
R - Sample data results rejected due to deficiencies in the ability to meet quality control standards
< - Analyte not detected at referenced detection limit
U - Analyte not detected at referenced detection limit
UJ - Analyte not detected; low method bias and/or matrix interference
UN - Analyte not detected; spiked sample recovery outside of control limits
UR - Analyte not detected; data rejected
UWN - Analyte not detected; post digestion spike and spike sample recovery outside control limits
Bold - Exceeds the laboratory detection limit
Bold and shaded - Analyte concentration exceeds the Type 1 RRS

Appendix E-2
Summary of Historical Groundwater Sampling Data - Transition Zone and Bedrock Monitoring Wells
January 2001 through July 2018
Atlanta Gas Light Company
Former Manufactured Gas Plant Site
Augusta, Georgia

Chemical Name	Type 1 Risk Reduction Standard	Location ID	MW-320	MW-320	MW-320	MW-320	MW-320	MW-320	MW-320	MW-320	MW-320	MW-320	MW-320	MW-320
		Sample Date	7/13/2006	1/11/2006	7/20/2005	1/18/2005	7/13/2004	1/20/2004	7/15/2003	1/21/2003	7/11/2002	1/18/2002	7/16/2001	1/17/2001
		Unit	Pre-Extraction											
Volatile Organic Compounds														
Acetone	4,000	µg/L	50 U	10 U	25 U	25 U	25 U	25 U	25 U	25 U	25 U	25 U	25 U	25 UJ
Benzene	5	µg/L	5 U	1.0 U	1.0 U	1.0 U	1.0 U	1.0 U	1.0 U	1.0 U	1.0 U	1.0 U	1.0 U	1.0 U
Carbon Disulfide	4,000	µg/L	5 U	1.0 U	1.0 U	1.0 U	1.0 U	1.0 U	1.0 U	1.0 U	1.0 U	1.0 U	1.0 U	1.0 U
Ethylbenzene	700	µg/L	5 U	1.0 U	1.0 U	1.0 U	1.0 U	1.0 U	1.0 U	1.0 U	1.0 U	1.0 U	1.0 U	1.0 U
Methylene Chloride	5	µg/L	5 U	1.0 U	5.0 U	5.0 U	5.0 U	5.0 U	5.0 U	5.0 U	5.0 U	5.0 U	5.0 U	5.0 U
Toluene	1,000	µg/L	5 U	1.0 U	1.0 U	1.0 U	1.0 U	1.0 U	1.0 U	1.0 U	1.0 U	1.0 U	1.0 U	1.0 U
Trichloroethylene	5	µg/L	5 U	1.0 U	1.0 U	1.0 U	1.0 U	1.0 U	1.0 U	1.0 U	1.0 U	1.0 U	1.0 U	1.0 U
Xylenes, total	2,000	µg/L	5 U	2.0 U	2.0 U	2.0 U	2.0 U	2.0 U	2.0 U	2.0 U	2.0 U	2.0 U	2.0 U	2.0 U
Semivolatile Organic Compounds														
2-Methylnaphthalene	*	µg/L	--	0.2 U	0.2 U	0.2 U	0.2 U	0.2 U	10 U	10 U	10 U	10 U	10 U	10 U
Acenaphthene	2,000	µg/L	10 U	0.2 U	0.2 U	0.2 U	0.2 U	0.2 U	10 U	10 U	10 U	10 U	10 U	10 U
Acenaphthylene	10	µg/L	10 U	0.2 U	0.2 U	0.2 U	0.2 U	0.2 U	10 U	10 U	10 U	10 U	10 U	10 U
Anthracene	10	µg/L	10 U	0.2 U	0.2 U	0.2 U	0.2 U	0.2 U	10 U	10 U	10 U	10 U	10 U	10 U
Benz(a)anthracene	0.1	µg/L	0.05 U	0.2 U	0.2 U	0.2 U	0.2 U	0.2 U	10 U	10 U	10 U	10 U	10 U	10 U
Benzo(a)pyrene	0.2	µg/L	0.05 U	0.2 U	0.2 U	0.2 U	0.2 U	0.2 U	10 U	10 U	10 U	10 U	10 U	10 U
Benzo(b)fluoranthene	0.2	µg/L	0.1 U	0.2 U	0.2 U	0.2 U	0.2 U	0.2 U	10 U	10 U	10 U	10 U	10 U	10 U
Benzo(g,h,i)perylene	10	µg/L	10 U	0.2 U	0.2 U	0.2 U	0.2 U	0.2 U	10 U	10 U	10 U	10 U	10 U	10 U
Benzo(k)fluoranthene	10	µg/L	10 U	0.2 U	0.2 U	0.2 U	0.2 U	0.2 U	10 U	10 U	10 U	10 U	10 U	10 U
Chrysene	0.2	µg/L	0.05 U	0.2 U	0.2 U	0.2 U	0.2 U	0.2 U	10 U	10 U	10 U	10 U	10 U	10 U
Dibenzo(a,h)anthracene	0.3	µg/L	0.1 U	0.2 U	0.2 U	0.2 U	0.2 U	0.2 U	10 U	10 U	10 U	10 U	10 U	10 U
Dibenzofuran	1	µg/L	--	1.0 U	0.2 U	0.2 U	0.2 U	0.2 U	10 U	10 U	10 U	10 U	10 U	10 U
Fluoranthene	1,000	µg/L	10 U	0.2 U	0.2 U	0.2 U	0.2 U	0.2 U	10 U	10 U	10 U	10 U	10 U	10 U
Fluorene	1,000	µg/L	10 U	0.2 U	0.2 U	0.2 U	0.2 U	0.2 U	10 U	10 U	10 U	10 U	10 U	10 U
Indeno(1,2,3-cd)pyrene	0.4	µg/L	0.05 U	0.2 U	0.2 U	0.2 U	0.2 U	0.2 U	10 U	10 U	10 U	10 U	10 U	10 U
Naphthalene	20	µg/L	10 U	0.2 U	0.2 U	0.2 U	0.2 U	0.2 U	10 U	10 U	10 U	10 U	10 U	10 U
Phenanthrene	10	µg/L	10 U	0.2 U	0.2 U	0.2 U	0.2 U	0.2 U	10 U	10 U	10 U	10 U	10 U	10 U
Pyrene	1,000	µg/L	10 U	0.2 U	0.2 U	0.2 U	0.2 U	0.2 U	10 UJ	10 U	10 U	10 U	10 U	10 U
Inorganic Compounds														
Aluminum (fume or dust)	*	mg/L	--	**0.626**	0.2 U	0.2 U	0.2 U	0.2 U	0.2 U	0.2 U	0.2 U	0.2 U	**0.034 B**	**0.031 J**
Antimony	0.01	mg/L	0.02 U	0.01 U	0.006 U	0.02 U	0.006 U	0.02 U	0.02 U	0.02 U	0.02 U	0.02 U	0.02 U	0.02 U
Arsenic	0.05	mg/L	0.05 U	0.01 U	0.01 U	0.01 U	0.01 U	0.01 U	0.01 U	0.01 U	0.01 U	0.01 U	0.01 U	0.01 U
Barium	2	mg/L	**0.273**	**0.237**	**0.23**	**0.25**	**0.26**	**0.25**	**0.23**	**0.18**	**0.26**	**0.26**	**0.24**	**0.25**
Beryllium	0.004	mg/L	0.01 U	0.005 U	0.004 U	0.004 U	0.004 U	0.004 U	0.004 U	0.004 U	0.004 U	0.004 U	0.004 U	0.004 U
Cadmium	0.005	mg/L	0.005 U	0.002 U	0.005 U	0.005 U	0.005 U	0.005 U	0.005 UJ	0.005 U	0.005 U	0.005 U	0.005 U	0.005 U
Calcium metal	*	mg/L	--	**19.9**	**19.7**	**19**	**19**	**19**	**18**	**22**	**19**	**19**	**18**	**19**
Chromium	0.1	mg/L	0.01 U	0.005 U	0.01 U	0.01 U	0.01 U	0.01 U	0.01 UJ	0.01 U	0.01 U	0.01 U	0.01 U	0.01 U
Cobalt	*	mg/L	--	0.007 U	0.01 U	0.01 U	0.01 U	0.01 U	0.01 UJ	0.01 U	0.01 U	**0.0015 B**	**0.0019 B**	**0.0017 J**
Copper	1.3	mg/L	0.01 U	0.025 U	0.02 U	0.02 U	0.02 U	0.02 U	0.02 U	**0.0018 B**	0.02 U	**0.0013 B**	0.02 U	0.02 U
Cyanide	0.2	mg/L	0.01 U	0.01 U	0.01 U	0.1 U	0.01 U	0.01 U	0.015 U	0.01 U	0.01 U	0.01 U	0.01 U	0.01 U
Iron	*	mg/L	--	**1.71**	**1.78**	**1.7**	**1.7**	**1.8**	**1.7**	**0.097**	**1.8**	**1.8**	**1.7**	**1.8**
Lead	0.015	mg/L	0.01 U	0.003 U	0.005 U	0.005 U	0.005 U	0.005 U	0.005 UJ	0.005 U	0.005 U	0.005 U	0.005 U	0.0024 U
Magnesium	*	mg/L	--	**10.8**	**11.3**	**11**	**11**	**11**	**11**	**11**	**11**	**11**	**11**	**11**
Manganese	*	mg/L	--	**1.15**	**1.1**	**1.2**	**1.2**	**1.2**	**1.2**	**0.0094 B**	**1.2**	**1.1**	**1.1**	**1.2**
Mercury	0.002	mg/L	0.0002 U	0.0002 U	0.0002 U	0.0002 U	0.0002 U	0.0002 U	0.0002 U	0.0002 U	0.0002 U	0.0002 U	0.0002 U	0.00020 U
Nickel	0.1	mg/L	0.02 U	0.04 U	0.04 U	0.04 U	0.04 U	0.04 U	0.04 UJ	0.04 U	0.04 U	0.04 U	0.04 U	0.04 U
Potassium	*	mg/L	--	5 U	**2.62**	**2.8**	**2.8**	**2.8**	**2.6**	**3.6**	**2.8**	**2.7**	**2.6**	**2.9**
Selenium	0.05	mg/L	0.02 U	0.005 U	0.01 U	0.01 U	0.01 U	0.01 U	0.01 U	0.01 U	0.01 U	0.01 U	0.01 U	0.0043 UJ
Sodium	*	mg/L	--	**9.84**	**10.8**	**9.7**	**10**	**9.8**	**11**	**11**	**10**	**10**	**9.8**	**9.9**
Thallium	0.002	mg/L	0.001 U	0.001 U	0.001 U	0.002 U	0.001 U	0.001 U	0.002 U	0.002 UW	0.002 UN	0.002 UW	0.002 U	0.002 U
Vanadium (fume or dust)	0.2	mg/L	0.01 U	0.007 U	0.01 U	0.01 U	0.01 U	0.01 U	0.01 UJ	0.01 U	0.01 U	0.01 U	0.01 U	0.01 U
Zinc	2	mg/L	0.02 U	0.02 U	0.02 U	0.02 U	0.02 U	0.02 U	**0.03**	**0.019 B**	0.02 U	0.02 U	0.02 U	0.02 U

Notes:
* - Not a HSRA regulated compound
ISCO - *in-situ* chemical oxidation
** - Resampled in August 2007 for VOCs only
RRS - Risk Reduction Standard

Data Qualifier Defintions:
-- - Not analyzed
B (Inorganics) - Estimated analyte concentration
D - Analyte concentration reported from secondary dilution
DB - Analyte concentration reported from secondary dilution; analyte detected in method blank
H - Holding time exceeded for sample
J - Estimated analyte concentration
JB (Organic) - Estimated analyte concentration; analyte detected in method blank
JM (Organic) - Estimated analyte concentration; spike sample recovery outside control limits
M (Organic) - Spike sample recovery outside control limits
N - Spike sample recovery outside of control limits
R - Sample data results rejected due to deficiencies in the ability to meet quality control standards
< - Analyte not detected at referenced detection limit
U - Analyte not detected at referenced detection limit
UJ - Analyte not detected; low method bias and/or matrix interference
UN - Analyte not detected; spiked sample recovery outside of control limits
UR - Analyte not detected; data rejected
UWN - Analyte not detected; post digestion spike and spike sample recovery outside control limits
Bold - Exceeds the laboratory detection limit
Bold and shaded - Analyte concentration exceeds the Type 1 RRS

Appendix E-2
Summary of Historical Groundwater Sampling Data - Transition Zone and Bedrock Monitoring Wells
January 2001 through July 2018
Atlanta Gas Light Company
Former Manufactured Gas Plant Site
Augusta, Georgia

Chemical Name	Type 1 Risk Reduction Standard	Location ID	MW-325	MW-325	MW-325	MW-325	MW-325	MW-325	MW-325	MW-325	MW-325	MW-325	MW-325	MW-325	MW-325	MW-325	MW-325	MW-325	MW-325	MW-325	MW-325	MW-325	MW-325	MW-325	MW-325	MW-325	MW-325
		Sample Date	7/19/2018	1/25/2018	7/26/2017	1/25/2017	7/28/2016	1/20/2016	7/28/2015	1/13/2015	7/14/2014	1/6/2014	7/9/2013	1/8/2013	7/23/2012	1/16/2012	7/5/2011	1/18/2011	7/13/2010	1/6/2010	7/21/2009	1/14/2009	7/17/2008	1/9/2008	7/11/2007	2/15/2007
		Unit	Post-Extraction							During Extraction																	
Volatile Organic Compounds																											
Acetone	4,000	µg/L	< 50	< 50	< 50	< 50	< 50	< 50	< 50	< 50	< 50	< 50	< 50	< 100	< 5.0	< 5.0	< 5.0	< 5.0	< 100 U	< 100	< 100	< 100	**120**	< 50	< 50	< 50
Benzene	5	µg/L	< 5.0	< 5.0	< 5.0	< 5.0	< 5.0	< 5.0	< 5.0	< 5.0	< 5.0	< 5.0	< 5.0	< 5.0	< 0.25	< 0.25	< 0.25	**0.36 J**	< 5.0 U	< 5.0	< 5.0	< 5.0	< 5.0	< 5.0	< 5	**3,700**
Carbon Disulfide	4,000	µg/L	< 5.0	< 5.0	< 5.0	< 5.0	< 5.0	< 5.0	< 5.0	< 5.0	< 5.0	< 5.0	< 5.0	< 5.0	< 0.60	< 0.60	< 0.60	< 0.60	< 5.0 U	< 5.0	< 5.0	< 5.0	< 5.0	< 5.0	< 5	< 5
Ethylbenzene	700	µg/L	< 5.0	< 5.0	< 5.0	< 5.0	< 5.0	< 5.0	< 5.0	< 5.0	< 5.0	< 5.0	< 5.0	< 5.0	< 0.11	< 0.11	< 0.11	< 0.11	< 5.0 U	< 5.0	< 5.0	< 5.0	< 5.0	< 5.0	< 5	**440**
Methylene Chloride	5	µg/L	< 5.0	< 5.0	< 5.0	< 5.0	< 5.0	< 5.0	< 5.0	< 5.0	< 5.0	< 5.0	< 5.0	< 5.0	< 1.0	< 1.0	< 1.0	< 1.0	< 5.0 U	< 5.0	< 5.0	< 5.0	< 5.0	< 5.0	< 5	< 5
Toluene	1,000	µg/L	< 5.0	< 5.0	< 5.0	< 5.0	< 5.0	< 5.0	< 5.0	< 5.0	< 5.0	< 5.0	< 5.0	< 5.0	< 0.33	< 0.33	< 0.33	< 0.33	**0.49 J**	< 5.0	< 5.0	< 5.0	< 5.0	< 5.0	< 5	**24**
Trichloroethylene	5	µg/L	< 5.0	< 5.0	< 5.0	< 5.0	< 5.0	< 5.0	< 5.0	< 5.0	< 5.0	< 5.0	< 5.0	< 5.0	< 0.13	< 0.13	< 0.13	< 0.13	< 5.0 U	< 5.0	< 5.0	< 5.0	< 5.0	< 5.0	< 5	< 5
Xylenes, total	2,000	µg/L	< 5.0	< 5.0	< 5.0	< 5.0	< 5.0	< 5.0	< 5.0	< 5.0	< 5.0	< 5.0	< 5.0	< 5.0	< 0.20	< 0.20	< 0.20	< 0.20	**0.31 J**	< 5.0	< 5.0	< 5.0	< 5.0	< 5.0	< 5	**140**
Semivolatile Organic Compounds																											
Acenaphthene	2,000	µg/L	< 0.5	< 0.5	< 0.5	< 0.5	< 0.5	< 0.5	< 0.5	< 0.50	< 0.50	< 0.50	< 0.50	< 0.19	< 0.096	< 0.10	< 0.11	< 0.11	< 0.19	< 0.19	< 0.19	< 0.19	< 0.19	< 10	< 10	**36**
Acenaphthylene	10	µg/L	< 1.0	< 1.0	< 1.0	< 1.0	< 1.0	< 1.0	< 1.0	< 1.0	< 1.0	< 1.0	< 1.0	< 0.19	< 0.096	< 0.10	< 0.11	< 0.11	< 0.19	< 0.19	< 0.19	< 0.19	< 0.19	< 10	< 10	< 10
Anthracene	10	µg/L	< 0.05	< 0.05	< 0.05	**0.062**	< 0.05	< 0.05	< 0.05	< 0.05	< 0.05	< 0.05	< 0.05	< 0.19	< 0.096	< 0.10	< 0.11	< 0.11	< 0.19	< 0.19	< 0.19	< 0.19	< 0.19	< 10	< 10	< 10
Benz(a)anthracene	0.1	µg/L	**0.2 J**	< 0.05	< 0.05	< 0.05	< 0.05	< 0.05	< 0.05	< 0.05	< 0.05	< 0.05	< 0.05	< 0.19	< 0.096	< 0.10	< 0.11	< 0.11	< 0.19	< 0.19	< 0.19	< 0.19	< 0.19	< 0.05	< 0.05	< 0.05
Benzo(a)pyrene	0.2	µg/L	**0.16 J**	< 0.05	< 0.05	< 0.05	< 0.05	< 0.05	< 0.05	< 0.05	< 0.05	< 0.05	< 0.05	< 0.19	< 0.096	< 0.10	< 0.11	< 0.11	< 0.19	< 0.19	< 0.19	< 0.19	< 0.19	< 0.05	< 0.05	< 0.05
Benzo(b)fluoranthene	0.2	µg/L	**0.15 J**	< 0.1	< 0.1	< 0.1	< 0.1	< 0.1	< 0.1	< 0.10	< 0.10	< 0.10	< 0.10	< 0.19	< 0.096	< 0.10	< 0.11	< 0.11	< 0.19	< 0.19	< 0.19	< 0.19	< 0.19	< 0.10	< 0.1	< 0.1
Benzo(g,h,i)perylene	10	µg/L	**0.17 J**	< 0.1	< 0.1	< 0.1	< 0.1	< 0.1	< 0.1	< 0.1	< 0.10	< 0.10	< 0.10	< 0.19	< 0.096	< 0.10	< 0.11	< 0.11	< 0.19	< 0.19	< 0.19	< 0.19	< 0.19	< 10	< 10	< 10
Benzo(k)fluoranthene	10	µg/L	**0.32 J**	< 0.05	< 0.05	< 0.05	< 0.05	< 0.05	< 0.05	< 0.05	< 0.05	< 0.05	< 0.05	< 0.19	< 0.096	< 0.10	< 0.11	< 0.11	< 0.19	< 0.19	< 0.19	< 0.19	< 0.19	< 10	< 10	< 10
Chrysene	0.2	µg/L	**0.4 J**	< 0.05	< 0.05	< 0.05	< 0.05	< 0.05	< 0.05	< 0.05	< 0.05	< 0.05	< 0.05	< 0.19	< 0.043	< 0.045	< 0.050	< 0.049	< 0.19	< 0.19	< 0.19	< 0.19	< 0.19	< 0.05	< 0.05	< 0.05
Dibenzo(a,h)anthracene	0.3	µg/L	**0.17 J**	< 0.1	< 0.1	< 0.1	< 0.1	< 0.1	< 0.1	< 0.10	< 0.10	< 0.10	< 0.10	< 0.19	< 0.096	< 0.10	< 0.11	< 0.11	< 0.19	< 0.19	< 0.19	< 0.19	< 0.19	< 0.10	< 0.1	< 0.1
Fluoranthene	1,000	µg/L	< 0.1	< 0.1	< 0.1	< 0.1	< 0.1	< 0.1	< 0.1	< 0.1	< 0.10	< 0.10	< 0.10	< 0.19	< 0.096	< 0.10	< 0.11	< 0.11	< 0.19	< 0.19	< 0.19	< 0.19	< 0.19	< 10	< 10	< 10
Fluorene	1,000	µg/L	< 0.1	< 0.1	< 0.1	**0.15**	< 0.1	< 0.1	< 0.1	< 0.10	< 0.10	< 0.10	< 0.10	< 0.19	< 0.096	< 0.10	< 0.11	< 0.11	< 0.19	< 0.19	< 0.19	< 0.19	< 0.19	< 10	< 10	< 10
Indeno(1,2,3-cd)pyrene	0.4	µg/L	**0.19 J**	< 0.05	< 0.05	< 0.05	< 0.05	< 0.05	< 0.05	< 0.05	< 0.05	< 0.05	< 0.05	< 0.19	< 0.096	< 0.10	< 0.11	< 0.11	< 0.19	< 0.19	< 0.19	< 0.19	< 0.19	< 0.05	< 0.05	< 0.05
Naphthalene	20	µg/L	< 0.5	< 0.5	< 0.5	< 0.5	< 0.5	< 0.5	**0.76**	< 0.5	< 0.50	< 0.50	< 0.50	< 0.19	< 0.096	< 0.10	< 0.11	11 J	< 0.19	< 0.19	< 0.19	**0.058 J**	< 0.19	< 10	< 10	**760**
Phenanthrene	10	µg/L	< 0.05	< 0.05	< 0.05	**0.085**	< 0.05	**0.06**	< 0.05	< 0.05	< 0.05	< 0.05	< 0.05	< 0.19	< 0.096	< 0.10	< 0.11	< 0.11	< 0.19	< 0.19	< 0.19	< 0.19	< 0.19	< 10	< 10	< 10
Pyrene	1,000	µg/L	**0.061 J**	< 0.05	< 0.05	< 0.05	< 0.05	< 0.05	< 0.05	< 0.05	< 0.05	< 0.05	< 0.05	< 0.19	< 0.096	< 0.10	< 0.11	< 0.11	< 0.19	< 0.19	< 0.19	< 0.19	< 0.19	< 10	< 10	< 10
Inorganic Compounds																											
Antimony	0.01	mg/L	< 0.006	< 0.006	< 0.006	< 0.006	< 0.006	< 0.006	< 0.02	< 0.02	< 0.02	< 0.02	< 0.02	< 0.020	< 0.0053	< 0.0053	< 0.0053	< 0.0053	< 0.020	< 0.020	< 0.020	< 0.020	< 0.02	< 0.02	< 0.02	< 0.02
Arsenic	0.05	mg/L	< 0.05	< 0.05	< 0.05	< 0.05	< 0.05	< 0.05	< 0.05	< 0.05	< 0.05	< 0.05	< 0.05	< 0.020	< 0.0046	**0.0047 J**	< 0.0046	**0.0047 J**	< 0.020	< 0.020	< 0.020	< 0.010	< 0.01	< 0.05	< 0.05	< 0.05
Barium	2	mg/L	**0.106**	**0.105**	**0.106**	**0.0948**	**0.0947**	**0.0994**	**0.0691**	**0.0553**	**0.0744**	**0.0326**	**0.0284**	**0.026**	**0.022**	**0.025**	**0.027**	**0.023**	**0.022**	**0.033**	**0.025**	**0.025**	**0.03**	**0.0413**	**0.0571**	**0.181**
Beryllium	0.004	mg/L	< 0.004	< 0.004	< 0.004	< 0.004	< 0.004	< 0.004	< 0.01	< 0.01	< 0.01	< 0.01	< 0.01	< 0.0040	< 0.00020	< 0.00020	< 0.00020	< 0.00020	< 0.0040	< 0.0040	< 0.0040	< 0.0040	< 0.004	< 0.01	< 0.01	< 0.01
Cadmium	0.005	mg/L	< 0.005	< 0.005	< 0.005	< 0.005	< 0.005	< 0.005	**0.0122**	**0.009**	< 0.005	< 0.005	< 0.005	< 0.0050	< 0.0020	< 0.0020	< 0.0020	< 0.0020	< 0.0050	< 0.0050	< 0.0050	**0.00093 J**	< 0.005	< 0.005	< 0.005	< 0.005
Chromium	0.1	mg/L	< 0.01	< 0.01	< 0.01	< 0.01	< 0.01	< 0.01	< 0.01	< 0.01	< 0.01	< 0.01	< 0.01	< 0.010	< 0.0012	< 0.0012	< 0.0012	< 0.0012	< 0.010	< 0.010	< 0.010	< 0.010	< 0.01	< 0.01	< 0.01	< 0.01
Copper	1.3	mg/L	< 0.01	< 0.01	< 0.01	< 0.01	< 0.01	< 0.01	< 0.01	< 0.01	< 0.01	< 0.01	< 0.01	< 0.020	< 0.0019	< 0.0019	< 0.0019	< 0.0019	< 0.020	< 0.020	< 0.020	**0.0023 J**	< 0.02	< 0.01	< 0.01	< 0.01
Cyanide	0.2	mg/L	< 0.01	< 0.01	< 0.01	< 0.01	< 0.01	< 0.01	< 0.01	< 0.01	< 0.01	< 0.01	< 0.01	< 0.010	< 0.0050	< 0.0050	**0.0083 J**	< 0.0050	< 0.010	< 0.010	< 0.010	< 0.010	< 0.01	< 0.01	< 0.01	< 0.01
Lead	0.015	mg/L	< 0.01	< 0.01	< 0.01	< 0.01	< 0.01	< 0.01	< 0.01	< 0.01	< 0.01	< 0.01	< 0.01	< 0.010	< 0.0040	< 0.0040	< 0.0040	< 0.0040	< 0.010	< 0.010	< 0.010	< 0.0050	**0.0023 J**	< 0.01	< 0.01	< 0.01
Mercury	0.002	mg/L	< 0.0002	< 0.0002	< 0.0002	< 0.0002	< 0.0002	< 0.0002	< 0.0002	< 0.00020	< 0.00020	< 0.00020	< 0.00020	< 0.00020	< 0.000091	< 0.000091	< 0.000091	< 0.000091	< 0.00020	< 0.00020	< 0.00020	< 0.00020	< 0.00020	< 0.00020	< 0.0002	< 0.0002
Nickel	0.1	mg/L	< 0.02	< 0.02	< 0.02	< 0.02	< 0.02	< 0.02	< 0.02	< 0.02	< 0.02	< 0.02	< 0.02	< 0.040	< 0.0023	< 0.0023	< 0.0023	< 0.0023	< 0.040	< 0.040	< 0.040	< 0.040	< 0.04	< 0.02	< 0.02	< 0.02
Selenium	0.05	mg/L	< 0.02	< 0.02	< 0.02	< 0.02	< 0.02	< 0.02	< 0.02	< 0.02	< 0.02	< 0.02	< 0.02	< 0.020	< 0.0064	< 0.0064	< 0.0064	< 0.0064	< 0.020	< 0.020	< 0.020	< 0.010	< 0.01	< 0.02	< 0.02	< 0.02
Thallium	0.002	mg/L	< 0.002	< 0.002	< 0.002	< 0.002	< 0.002	< 0.002	< 0.02	< 0.02	< 0.02	< 0.02	< 0.02	< 0.0010	< 0.00025	< 0.00025	< 0.00025	< 0.00025	< 0.0010	< 0.0010	< 0.0010	< 0.0010	< 0.001	< 1.00	< 1.00	< 1
Vanadium (fume or dust)	0.2	mg/L	< 0.01	< 0.01	< 0.01	< 0.01	< 0.01	< 0.01	< 0.01	< 0.01	< 0.01	< 0.01	< 0.01	<0.010	**0.0029 J**	**0.0034 J**	**0.0027 J**	**0.0029 J**	**0.0027 J**	< 0.010	< 0.010	**0.0039 J**	**0.0034 J**	< 0.01	< 0.01	< 0.01
Zinc	2	mg/L	< 0.02	< 0.02	< 0.02	< 0.02	**0.0248**	**0.0299**	**0.127**	**0.0573**	< 0.02	< 0.02	< 0.02	< 0.020	< 0.0087	< 0.0087	< 0.0087	< 0.0087	< 0.020	< 0.020	< 0.020	**0.015 J**	< 0.02	< 0.02	< 0.02	< 0.02

Notes:
* - Not a HSRA regulated compound
ISCO - *in-situ* chemical oxidation
** - Resampled in August 2007 for VOCs only
RRS - Risk Reduction Standard

Data Qualifier Defintions:
-- - Not analyzed
B (Inorganics) - Estimated analyte concentration
D - Analyte concentration reported from secondary dilution
DB - Analyte concentration reported from secondary dilution; analyte detected in method blank
H - Holding time exceeded for sample
J - Estimated analyte concentration
JB (Organic) - Estimated analyte concentration; analyte detected in method blank
JM (Organic) - Estimated analyte concentration; spike sample recovery outside control limits
M (Organic) - Spike sample recovery outside control limits
N - Spike sample recovery outside of control limits
R - Sample data results rejected due to deficiencies in the ability to meet quality control standards
< - Analyte not detected at referenced detection limit
U - Analyte not detected at referenced detection limit
UJ - Analyte not detected; low method bias and/or matrix interference
UN - Analyte not detected; spiked sample recovery outside of control limits
UR - Analyte not detected; data rejected
UWN - Analyte not detected; post digestion spike and spike sample recovery outside control limits
Bold - Exceeds the laboratory detection limit
Bold and shaded - Analyte concentration exceeds the Type 1 RRS

Appendix E-2
Summary of Historical Groundwater Sampling Data - Transition Zone and Bedrock Monitoring Wells
January 2001 through July 2018
Atlanta Gas Light Company
Former Manufactured Gas Plant Site
Augusta, Georgia

Chemical Name	Type 1 Risk Reduction Standard	Location ID	MW-325	MW-325	MW-325	MW-325	MW-325	MW-325	MW-325	MW-325	MW-325	MW-325	MW-325
		Sample Date	7/13/2006	1/12/2006	7/19/2005	1/17/2005	7/14/2004	1/21/2004	7/15/2003	1/21/2003	7/12/2002	1/18/2002	7/17/2001
		Unit	Pre-Extraction										
Volatile Organic Compounds													
Acetone	4,000	µg/L	50 U	10 U	25 U	25 U	25 U	25 U	25 U	25 U	25 U	25 U	25 U
Benzene	5	µg/L	5 U	1.0 U	1.0 U	1.0 U	1.0 U	1.0 U	1.0 U	1.0 U	**1.3**	1.0 U	**0.13 J**
Carbon Disulfide	4,000	µg/L	5 U	1.0 U	1.0 U	1.0 U	1.0 U	1.0 U	**1**	1.0 U	1.0 U	1.0 U	1.0 U
Ethylbenzene	700	µg/L	5 U	1.0 U	1.0 U	1.0 U	1.0 U	1.0 U	1.0 U	1.0 U	**0.3 J**	1.0 U	1.0 U
Methylene Chloride	5	µg/L	5 U	1.0 U	5.0 U	5.0 U	5.0 U	5.0 U	5.0 U	5.0 U	5.0 U	5.0 U	5.0 U
Toluene	1,000	µg/L	5 U	1.0 U	1.0 U	1.0 U	1.0 U	1.0 U	1.0 U	1.0 U	**0.35 J**	1.0 U	1.0 U
Trichloroethylene	5	µg/L	5 U	1.0 U	1.0 U	1.0 U	1.0 U	1.0 U	1.0 U	1.0 U	1.0 U	1.0 U	1.0 U
Xylenes, total	2,000	µg/L	5 U	2.0 U	2.0 U	2.0 U	2.0 U	2.0 U	2.0 U	2.0 U	2.0 U	2.0 U	2.0 U
Semivolatile Organic Compounds													
2-Methylnaphthalene	*	µg/L	--	0.2 U	0.2 U	0.2 U	0.2 U	0.2 U	10 U	10 U	10 U	10 U	10 U
Acenaphthene	2,000	µg/L	10 U	0.2 U	0.2 U	0.2 U	0.2 U	0.2 U	10 U	10 U	**0.35 J**	10 U	10 U
Acenaphthylene	10	µg/L	10 U	0.2 U	0.2 U	0.2 U	0.2 U	0.2 U	10 U	10 U	10 U	10 U	10 U
Anthracene	10	µg/L	10 U	0.2 U	0.2 U	0.2 U	0.2 U	0.2 U	10 U	10 U	10 U	10 U	10 U
Benz(a)anthracene	0.1	µg/L	0.05 U	0.2 U	0.2 U	0.2 U	0.2 U	0.2 U	10 U	10 U	10 U	10 U	10 U
Benzo(a)pyrene	0.2	µg/L	0.05 U	0.2 U	0.2 U	0.2 U	0.2 U	0.2 U	10 U	10 U	10 U	10 U	10 U
Benzo(b)fluoranthene	0.2	µg/L	0.1 U	0.2 U	0.2 U	0.2 U	0.2 U	0.2 U	10 U	10 U	10 U	10 U	10 U
Benzo(g,h,i)perylene	10	µg/L	10 U	0.2 U	0.2 U	0.2 U	0.2 U	0.2 U	10 U	10 U	10 U	10 U	10 U
Benzo(k)fluoranthene	10	µg/L	10 U	0.2 U	0.2 U	0.2 U	0.2 U	0.2 U	10 U	10 U	10 U	10 U	10 U
Chrysene	0.2	µg/L	0.05 U	0.2 U	0.2 U	0.2 U	0.2 U	0.2 U	10 U	10 U	10 U	10 U	10 U
Dibenzo(a,h)anthracene	0.3	µg/L	0.1 U	0.2 U	0.2 U	0.2 U	0.2 U	0.2 U	10 U	10 U	10 U	10 U	10 U
Dibenzofuran	1	µg/L	--	1.0 U	0.2 U	0.2 U	0.2 U	0.2 U	10 U	10 U	10 U	10 U	10 U
Fluoranthene	1,000	µg/L	10 U	0.2 U	0.2 U	0.2 U	0.2 U	0.2 U	10 U	10 U	10 U	10 U	10 U
Fluorene	1,000	µg/L	10 U	0.2 U	0.2 U	0.2 U	0.2 U	0.2 U	10 U	10 U	10 U	10 U	10 U
Indeno(1,2,3-cd)pyrene	0.4	µg/L	0.05 U	0.2 U	0.2 U	0.2 U	0.2 U	0.2 U	10 U	10 U	10 U	10 U	10 U
Naphthalene	20	µg/L	10 U	0.2 U	0.2 U	**0.28**	0.2 U	0.2 U	10 U	10 U	10 U	10 U	10 U
Phenanthrene	10	µg/L	10 U	0.2 U	0.2 U	0.2 U	0.2 U	0.2 U	10 U	10 U	10 U	10 U	10 U
Pyrene	1,000	µg/L	10 U	0.2 U	0.2 U	0.2 U	0.2 U	0.2 U	10 UJ	10 U	10 U	10 U	10 U
Inorganic Compounds													
Aluminum (fume or dust)	*	mg/L	--	**0.817**	**0.978**	**0.25**	0.2 U	0.2 U	**2.7**	0.2 U	**0.2 B**	**2.1**	**30 N**
Antimony	0.01	mg/L	0.02 U	0.01 U	0.006 U	0.02 U	0.006 U	0.02 U	0.02 U	0.02 U	0.02 U	0.02 U	0.02 U
Arsenic	0.05	mg/L	0.05 U	0.01 U	0.01 U	0.01 U	0.01 U	0.01 U	0.01 U	0.01 U	0.01 U	0.01 U	**0.021**
Barium	2	mg/L	**0.134**	0.2 U	**0.102**	**0.09**	**0.097**	**0.091**	**0.12**	**0.042**	**0.072**	**0.12**	**0.38**
Beryllium	0.004	mg/L	0.01 U	0.005 U	0.004 U	0.004 U	0.004 U	0.004 U	0.004 U	0.004 U	0.004 U	0.004 U	**0.0042**
Cadmium	0.005	mg/L	0.005 U	0.002 U	0.005 U	0.005 U	0.005 U	0.005 U	0.005 UJ	0.005 U	0.005 U	0.005 U	**0.002 B**
Calcium metal	*	mg/L	--	**18.5**	**25.2**	**16**	**20**	**16**	**24**	**3.2**	**21**	**27**	**65**
Chromium	0.1	mg/L	0.01 U	0.005 UJ	0.01 U	0.01 U	0.01 U	0.01 U	**0.03**	0.01 U	**0.0061 B**	**0.17**	**0.23**
Cobalt	*	mg/L	--	0.007 UJ	0.01 U	0.01 U	0.01 U	0.01 U	0.01 UJ	0.01 U	0.01 U	**0.0036 B**	**0.058**
Copper	1.3	mg/L	0.01 U	0.025 U	0.02 U	0.02 U	0.02 U	0.02 U	0.02 U	**0.0018 B**	**0.0015 B**	**0.0073 B**	**0.059**
Cyanide	0.2	mg/L	0.01 U	0.01 UJ	0.01 U	0.01 U	0.01 U	0.01 U	0.015 U	0.01 U	0.01 U	0.01 U	0.01 U
Iron	*	mg/L	--	**1.13**	**0.54**	**0.54**	**0.28**	**0.45**	**4.8**	**0.035 B**	**0.17**	**3.6**	**41**
Lead	0.015	mg/L	0.01 U	0.003 U	0.005 U	0.005 U	0.005 U	0.005 U	**0.01**	0.005 U	0.005 U	**0.0039 B**	**0.063**
Magnesium	*	mg/L	--	**7.93**	**7.87**	**6.7**	**7**	**7.4**	**9.7**	**0.65**	**3.3**	**8.7**	**30**
Manganese	*	mg/L	--	**0.258**	**0.28**	**0.24**	**0.26**	**0.28**	**0.35**	**0.0016 B**	**0.057**	**0.25**	**0.97**
Mercury	0.002	mg/L	0.0002 U	0.0002 UJ	0.0002 U	0.0002 U	0.0002 U	0.0002 U	0.0002 U	0.0002 U	0.0002 U	0.0002 U	0.0002 U
Nickel	0.1	mg/L	0.02 U	0.04 U	0.04 U	0.04 U	0.04 U	0.04 U	0.04 UJ	0.04 U	**0.0049 B**	**0.11**	**0.18**
Potassium	*	mg/L	--	5 U	**3.16**	**4**	**3.5**	**2.9**	**4.2**	**8.4**	**8**	**6.2**	**15**
Selenium	0.05	mg/L	0.02 U	0.005 U	0.01 U	0.01 U	0.01 U	0.01 U	0.01 U	0.01 U	0.01 U	**0.0061 B**	0.01 U
Sodium	*	mg/L	--	**11.8**	**12.9**	**12**	**12**	**12**	**13**	**13**	**13**	**12**	**12**
Thallium	0.002	mg/L	0.001 U	0.001 U	0.001 U	0.002 U	0.001 U	0.001 U	0.002 U	0.002 UW	0.002 UWN	0.002 UW	0.002 UWN
Vanadium (fume or dust)	0.2	mg/L	0.01 U	0.007 U	0.01 U	0.01 U	0.01 U	0.01 U	0.01 UJ	0.01 U	**0.0025 B**	**0.0052 B**	**0.062**
Zinc	2	mg/L	0.02 U	0.02 U	0.02 U	0.02 U	0.02 U	0.02 U	**0.07**	**0.023**	0.02 U	**0.039**	**0.62**

Notes:
* - Not a HSRA regulated compound
ISCO - *in-situ* chemical oxidation
** - Resampled in August 2007 for VOCs only
RRS - Risk Reduction Standard

Data Qualifier Defintions:
-- - Not analyzed
B (Inorganics) - Estimated analyte concentration
D - Analyte concentration reported from secondary dilution
DB - Analyte concentration reported from secondary dilution; analyte detected in method blank
H - Holding time exceeded for sample
J - Estimated analyte concentration
JB (Organic) - Estimated analyte concentration; analyte detected in method blank
JM (Organic) - Estimated analyte concentration; spike sample recovery outside control limits
M (Organic) - Spike sample recovery outside control limits
N - Spike sample recovery outside of control limits
R - Sample data results rejected due to deficiencies in the ability to meet quality control standards
< - Analyte not detected at referenced detection limit
U - Analyte not detected at referenced detection limit
UJ - Analyte not detected; low method bias and/or matrix interference
UN - Analyte not detected; spiked sample recovery outside of control limits
UR - Analyte not detected; data rejected
UWN - Analyte not detected; post digestion spike and spike sample recovery outside control limits
Bold - Exceeds the laboratory detection limit
Bold and shaded - Analyte concentration exceeds the Type 1 RRS

Appendix E-2
Summary of Historical Groundwater Sampling Data - Transition Zone and Bedrock Monitoring Wells
January 2001 through July 2018
Atlanta Gas Light Company
Former Manufactured Gas Plant Site
Augusta, Georgia

Chemical Name	Type 1 Risk Reduction Standard	Location ID	MW-500BR	MW-500BR	MW-500BR	MW-500BR	MW-500BR	MW-500BR	MW-500BR	MW-500BR	MW-500BR	MW-500BR	MW-500BR	MW-500BR	MW-500BR	MW-500BR	MW-500BR	MW-500BR	MW-500BR	MW-500BR	MW-500BR	MW-500BR	MW-500BR	MW-500BR	MW-500BR	MW-500BR	MW-500BR
		Sample Date	7/19/2018	1/25/2018	7/27/2017	1/27/2017	7/28/2016	1/21/2016	7/29/2015	1/14/2015	7/16/2014	1/8/2014	7/9/2013	1/10/2013	7/26/2012	1/18/2012	7/6/2011	1/19/2011	7/13/2010	1/12/2010	7/23/2009	1/09 DUP	1/13/2009	7/17/2008	1/9/2008	7/10/2007
		Unit	Post-Extraction							During Extraction																	
Volatile Organic Compounds																											
Acetone	4,000	µg/L	< 5000	< 2500	< 2500	< 1000	< 50	< 50	< 5000	< 5000	< 5000	< 5,000	< 50	< 10,000	< 5,000	< 250	**330 J**	< 250	< 5000	< 5000	< 10000	< 5000	< 5000	< 500	< 50	< 50
Benzene	5	µg/L	**12000**	**17000**	**6500**	**5600**	**3100**	**9300**	**6200**	**13,000**	**9,300**	**10,000**	**9,200**	**9,700**	**14,000**	**11,000**	**9,800**	**8,200**	**7,000**	**5,200**	**5,600**	**6,400**	**5,600**	**4,300**	**12,000**	**7,700**
Carbon Disulfide	4,000	µg/L	< 500	< 250	< 250	< 100	< 5.0	< 5.0	< 500	< 500	< 500	< 500	< 5.0	< 500	< 250	< 30	< 30	< 30	< 250	< 250	< 500	< 250	< 250	< 25	< 5.0	< 5.0
Ethylbenzene	700	µg/L	**1400**	**1800**	**680**	**680**	**290**	**660**	< 500	**1,200**	**620**	**1,000**	**420**	**820**	**1,600**	**1,000**	**730**	**820**	**620**	**470**	< 500	**570**	**390**	**530**	**1,300**	**620**
Methylene Chloride	5	µg/L	< 500	< 250	**270**	< 100	< 5.0	< 5.0	< 500	< 500	< 500	< 500	< 5.0	< 500	< 250	< 50	< 50	< 50	< 250	<250	< 500	< 250	< 250	< 25	< 5.0	< 5.0
Toluene	1,000	µg/L	< 500	< 250	< 250	< 100	< 5.0	**7.9**	< 500	< 500	< 500	< 500	**11**	< 500	< 250	**24 J**	**57 J**	**68 J**	**29 J**	< 250	< 500	**38 J**	**36 J**	**38**	**140**	**15**
Trichloroethylene	5	µg/L	< 500	< 250	< 250	< 100	< 5.0	< 5.0	< 500	< 500	< 500	< 500	< 5.0	< 500	< 250	< 6.5	< 6.5	< 6.5	< 250	< 250	< 500	< 250	< 250	< 25	< 5.0	< 5.0
Xylenes, total	2,000	µg/L	< 500	**320**	< 250	**240**	**160**	**426**	< 500	**610**	< 500	**670**	**450**	**560**	**1100**	**790**	**780**	**760**	**640**	**420**	< 500	**470**	**310**	**350**	**850**	**280**
Semivolatile Organic Compounds																											
Acenaphthene	2,000	µg/L	**72**	**110**	**31**	**51**	**27**	**39**	< 50	**86**	**48**	**71**	**30**	**42**	< 210	**110**	**60**	**67**	**42**	**38**	**39**	**15**	**15**	**32**	**91 J**	**23**
Acenaphthylene	10	µg/L	< 1.0	**1.5**	< 1.0	< 1.0	< 1.0	**1.3**	< 1.0	**1.2**	< 1.0	**2.2**	**1.7**	< 19	< 210	**2.3**	**1.4**	**1.6 J**	**1.0 J**	**1.9**	< 2.0	< 9.4	< 9.4	**1.1 J**	< 10	< 10
Anthracene	10	µg/L	**2.4 J**	**3.2**	**0.51**	**0.99**	**0.44**	**0.55**	**0.72**	**1.6**	**0.69**	**1.1**	**0.082**	< 19	< 210	**1.0**	**0.68**	< 0.99	< 1.9	**0.30**	< 2.0	< 9.4	< 9.4	**0.34 J**	< 10	< 10
Benz(a)anthracene	0.1	µg/L	< 0.05	< 0.05	< 0.05	< 0.05	**0.057**	< 0.05	< 0.05	< 0.05	< 0.05	< 0.05	< 0.05	< 19	< 210	< 0.10	< 0.095	< 0.99	< 1.9	<0.19	< 2.0	< 9.4	< 9.4	**0.50 J**	< 0.05	< 0.05
Benzo(a)pyrene	0.2	µg/L	< 0.05	< 0.05	< 0.05	< 0.05	< 0.05	< 0.05	< 0.05	< 0.05	< 0.05	< 0.05	< 0.05	< 19	< 210	< 0.10	< 0.095	< 0.99	< 1.9	<0.19	< 2.0	< 9.4	< 9.4	**0.32 J**	< 0.05	< 0.05
Benzo(b)fluoranthene	0.2	µg/L	< 0.1	< 0.1	< 0.1	< 0.1	< 0.1	< 0.1	< 0.1	< 0.10	< 0.10	< 0.10	< 0.10	< 19	< 210	< 0.10	< 0.095	< 0.99	< 1.9 *	<0.19	< 2.0	< 9.4	< 9.4	**0.43 J**	< 0.10	< 0.10
Benzo(g,h,i)perylene	10	µg/L	< 0.1	< 0.1	< 0.1	< 0.1	< 0.1	< 0.1	< 0.1	< 0.10	< 0.10	< 0.10	< 0.10	< 19	< 210	< 0.10	< 0.095	< 0.99	< 1.9	<0.19	< 2.0	< 9.4	< 9.4	< 1.9	< 10	< 10
Benzo(k)fluoranthene	10	µg/L	< 0.05	< 0.05	< 0.05	< 0.05	< 0.05	< 0.05	< 0.05	< 0.05	< 0.05	< 0.05	< 0.05	< 19	< 210	< 0.10	< 0.095	< 0.99	< 1.9	<0.19	< 2.0	< 9.4	< 9.4	**0.40 J**	< 10	< 10
Chrysene	0.2	µg/L	< 0.05	< 0.05	< 0.05	< 0.05	< 0.05	< 0.05	< 0.05	< 0.05	< 0.05	< 0.05	< 0.05	< 19	< 210	< 0.046	< 0.043	< 0.44	< 1.9	<0.19	< 2.0	< 9.4	< 9.4	**0.41 J**	< 0.05	< 0.05
Dibenzo(a,h)anthracene	0.3	µg/L	< 0.1	< 0.1	< 0.1	< 0.1	< 0.1	< 0.1	< 0.1	< 0.10	< 0.10	< 0.10	< 0.10	< 19	< 210	< 0.10	< 0.095	< 0.99	< 1.9	<0.19	< 2.0	< 9.4	< 9.4	**0.30 J**	< 0.10	< 0.10
Fluoranthene	1,000	µg/L	**1.1 J**	**1.2**	**0.14**	**0.32**	**0.16**	**0.19**	**0.23**	**0.51**	**0.2**	**0.31**	< 0.10	< 19	< 210	**0.31**	**0.17 J**	< 0.99	< 1.9	<0.19	< 2.0	< 9.4	< 9.4	< 1.9	< 10	< 10
Fluorene	1,000	µg/L	**15**	**16**	**6.1**	**9.4**	**5.1**	**7.3**	**5.1**	**14**	**5.3**	**9.4**	**1.6**	< 19	< 210	**2.6**	**11**	**9.3**	**5.5**	**2.9**	**4.8**	**1.6 J**	**1.5 J**	**3.0**	**16 J**	< 10
Indeno(1,2,3-cd)pyrene	0.4	µg/L	< 0.05	< 0.05	< 0.05	< 0.05	< 0.05	< 0.05	< 0.05	< 0.05	< 0.05	< 0.05	< 0.05	< 19	< 210	< 0.10	< 0.095	< 0.99	< 1.9	<0.19	< 2.0	< 9.4	< 9.4	**0.27 J**	< 0.05	< 0.05
Naphthalene	20	µg/L	**2700**	**3900**	**700**	**1800**	**550**	**920**	**1200**	**2,800**	**770**	**2,500**	**460**	**770**	**1600**	**3,100**	**1,300**	**11 J**	**630**	**550**	**560**	**310**	**310**	**380**	**3,900 J**	**330**
Phenanthrene	10	µg/L	**14**	**17**	**4.1**	**6.9**	**3.0**	**4.2**	**4.3**	**12**	**4.4**	**6.6**	**0.067**	< 19	< 210	**9.2**	**5.1**	**4.4**	**4.0**	**2.3**	< 2.0	< 9.4	< 9.4	**1.5 J**	**13 J**	< 10
Pyrene	1,000	µg/L	**1.2 J**	**1.7**	**0.17**	**0.38**	**0.17**	**0.22**	**0.29**	**0.59**	**0.18**	**0.31**	**0.093**	< 19	< 210	**0.32**	**0.20**	< 0.99	< 1.9	<0.19	< 2.0	< 9.4	< 9.4	**0.27 J**	< 10	< 10
Inorganic Compounds																											
Antimony	0.01	mg/L	< 0.006	< 0.006	< 0.006	< 0.006	< 0.006	< 0.006	< 0.02	< 0.02	< 0.02	< 0.02	< 0.02	< 0.02	< 0.02	< 0.0053	< 0.0053	< 0.0053	< 0.020	< 0.020	< 0.020	< 0.020	< 0.020	< 0.02	< 0.02	< 0.02
Arsenic	0.05	mg/L	< 0.05	< 0.05	< 0.05	< 0.05	< 0.05	< 0.05	< 0.05	< 0.05	< 0.05	< 0.05	< 0.05	< 0.02	< 0.02	< 0.0046	< 0.0046	< 0.0046	< 0.020	< 0.020	< 0.020	< 0.010	< 0.010	< 0.01	< 0.05	< 0.05
Barium	2	mg/L	**0.506**	**0.64**	**0.35**	**0.284**	**0.281**	**0.422**	**0.357**	**0.364**	**0.347**	**0.441**	**0.475**	**0.45**	**0.50**	**0.57**	**0.42**	**0.45**	**0.41**	**0.38**	**0.35**	**0.32**	**0.32**	**0.29**	**0.437**	**0.236**
Beryllium	0.004	mg/L	< 0.004	< 0.004	< 0.004	< 0.004	< 0.004	< 0.004	< 0.01	< 0.01	< 0.01	< 0.01	< 0.01	< 0.0040	< 0.0040	< 0.00020	< 0.00020	**0.00027 J**	< 0.0040	< 0.0040	< 0.0040	< 0.0040	< 0.0040	< 0.004	< 0.01	< 0.01
Cadmium	0.005	mg/L	< 0.005	< 0.005	**0.0213**	**0.0124**	**0.0177**	**0.0144**	**0.0237**	< 0.005	< 0.005	**0.0096**	**0.0108**	**0.0081**	< 0.0050	**0.0029 J**	< 0.0020	**0.0027 J**	< 0.0050	< 0.0050	< 0.0050	< 0.0050	< 0.0050	< 0.005	< 0.005	< 0.005
Chromium	0.1	mg/L	< 0.01	< 0.01	< 0.01	< 0.01	< 0.01	< 0.01	< 0.01	< 0.01	< 0.01	< 0.01	< 0.01	< 0.010	< 0.010	< 0.0012	< 0.0012	< 0.0012	< 0.010	< 0.010	< 0.010	< 0.010	< 0.010	< 0.01	< 0.01	< 0.01
Copper	1.3	mg/L	< 0.01	< 0.01	< 0.01	< 0.01	< 0.01	< 0.01	< 0.01	< 0.01	< 0.01	< 0.01	< 0.01	< 0.02	< 0.02	< 0.0019	< 0.0019	**0.0034 JB**	**0.0025 J**	< 0.020	< 0.020	< 0.020	< 0.020	< 0.02	< 0.01	< 0.01
Cyanide	0.2	mg/L	< 0.01	< 0.01	< 0.01	< 0.01	< 0.01	< 0.01	< 0.01	< 0.01	< 0.01	< 0.01	< 0.01	< 0.010	< 0.010	< 0.0050	< 0.0050	< 0.0050	< 0.010	< 0.010	< 0.010	< 0.010	< 0.010	< 0.01	< 0.01	< 0.01
Lead	0.015	mg/L	< 0.01	< 0.01	< 0.01	< 0.01	< 0.01	< 0.01	< 0.01	< 0.01	< 0.01	< 0.01	< 0.01	< 0.010	< 0.010	< 0.0040	< 0.0040	< 0.0040	< 0.010	< 0.010	< 0.010	< 0.0050	< 0.0050	< 0.005	< 0.01	< 0.01
Mercury	0.002	mg/L	< 0.0002	< 0.0002	< 0.0002	< 0.0002	< 0.0002	< 0.0002	< 0.0002	< 0.00020	< 0.00020	< 0.00020	< 0.00020	< 0.00020	< 0.00020	< 0.000091	< 0.000091	< 0.000091	< 0.00020	< 0.00020	< 0.00020	< 0.00020	< 0.00020	< 0.00020	< 0.00020	< 0.00020
Nickel	0.1	mg/L	< 0.02	< 0.02	< 0.02	< 0.02	< 0.02	< 0.02	< 0.02	< 0.02	< 0.02	< 0.02	< 0.02	< 0.04	< 0.04	**0.0027 J**	< 0.0023	< 0.0023	< 0.040	< 0.040	< 0.040	< 0.040	< 0.040	< 0.04	< 0.02	< 0.02
Selenium	0.05	mg/L	< 0.02	< 0.02	< 0.02	< 0.02	< 0.02	< 0.02	< 0.02	< 0.02	< 0.02	< 0.02	< 0.02	< 0.020	< 0.020	< 0.0064	< 0.0064	< 0.0064	< 0.020	< 0.020	< 0.020	< 0.010	< 0.010	< 0.01	< 0.02	< 0.02
Thallium	0.002	mg/L	< 0.002	< 0.002	< 0.002	< 0.002	< 0.002	< 0.002	< 0.02	< 0.02	< 0.02	< 0.02	< 0.02	< 0.0010	< 0.0010	< 0.00025	< 0.00025	< 0.00025	< 0.0010	< 0.0010	< 0.0010	< 0.0010	< 0.0010	< 0.001	< 1.00	< 1.00
Vanadium (fume or dust)	0.2	mg/L	< 0.01	< 0.01	< 0.01	< 0.01	< 0.01	< 0.01	< 0.01	< 0.01	< 0.01	< 0.01	< 0.01	< 0.010	< 0.010	< 0.0024	< 0.0024	< 0.0024	< 0.010	< 0.010	< 0.010	< 0.010	< 0.010	< 0.01	< 0.01	< 0.01
Zinc	2	mg/L	**0.0268**	< 0.02	**0.0959**	**0.0881**	**0.212**	**0.17**	**0.375**	**0.0686**	**0.0890**	**0.161**	**0.111**	**0.056**	**0.063**	**0.063**	**0.063**	**0.15**	**0.16**	**0.24**	**0.04**	**0.26**	**0.27**	**0.20**	**0.311**	**1.78**

Notes:
* - Not a HSRA regulated compound
ISCO - *in-situ* chemical oxidation
** - Resampled in August 2007 for VOCs only
RRS - Risk Reduction Standard

Data Qualifier Defintions:
-- - Not analyzed
B (Inorganics) - Estimated analyte concentration
D - Analyte concentration reported from secondary dilution
DB - Analyte concentration reported from secondary dilution; analyte detected in method blank
H - Holding time exceeded for sample
J - Estimated analyte concentration
JB (Organic) - Estimated analyte concentration; analyte detected in method blank
JM (Organic) - Estimated analyte concentration; spike sample recovery outside control limits
M (Organic) - Spike sample recovery outside control limits
N - Spike sample recovery outside of control limits
R - Sample data results rejected due to deficiencies in the ability to meet quality control standards
< - Analyte not detected at referenced detection limit
U - Analyte not detected at referenced detection limit
UJ - Analyte not detected; low method bias and/or matrix interference
UN - Analyte not detected; spiked sample recovery outside of control limits
UR - Analyte not detected; data rejected
UWN - Analyte not detected; post digestion spike and spike sample recovery outside control limits
Bold - Exceeds the laboratory detection limit
Bold and shaded - Analyte concentration exceeds the Type 1 RRS
Detection Limit exceeds the Type I RRS

Appendix E-2
Summary of Historical Groundwater Sampling Data - Transition Zone and Bedrock Monitoring Wells
January 2001 through July 2018
Atlanta Gas Light Company
Former Manufactured Gas Plant Site
Augusta, Georgia

Chemical Name	Type 1 Risk Reduction Standard	Location ID	MW-506BR	MW-506BR	MW-506BR	MW-506BR	MW-506BR	MW-506BR	MW-506BR	MW-506BR	MW-507BR	MW-507BR	MW-507BR	MW-507BR	MW-507BR	MW-507BR	MW-507BR	MW-507BR	MW-507BR	MW-507BR	MW-507BR	MW-507BR	MW-507BR	MW-507BR	MW-507BR	MW-507BR	MW-507BR	MW-507BR	MW-507BR	MW-507BR
		Sample Date	7/26/2012	1/25/2012	7/5/2011	1/19/2011	7/13/2010	1/7/2010	7/28/2009	1/15/2009	7/17/2018	1/25/2018	7/27/2017	1/27/2017	7/28/2016	1/21/2016	7/30/2015	1/15/2015	7/17/2014	1/13/2014	7/11/2013	1/10/2013	7/26/2012	1/19/2012	7/6/2011	1/19/2011	7/13/2010	1/7/2010	7/28/2009	1/15/2009
		Unit	During Extraction								Post-Extraction							During Extraction												
Volatile Organic Compounds																														
Acetone	4,000	µg/L	< 100	< 5.0	< 5.0	< 5.0	< 100	< 100	< 100	< 100	< 50	< 50	< 50	< 50	< 50	< 50	< 50	< 50	< 50	< 50	< 50	< 100	< 100	< 5.0	< 5.0	< 5.0	< 100	< 100	< 100	< 100
Benzene	5	µg/L	< 5.0	**0.29 J**	< 0.25	**0.97 J**	< 5.0	< 5.0	< 5.0	< 5.0	< 5.0	< 5.0	< 5.0	< 5.0	< 5.0	< 5.0	< 5.0	< 5.0	< 5.0	< 5.0	< 5.0	< 5.0	< 5.0	< 0.25	< 0.25	**0.80 J**	< 5.0	< 5.0	< 5.0	< 5.0
Carbon Disulfide	4,000	µg/L	< 5.0	< 0.60	< 0.60 *	< 0.60	< 5.0	< 5.0	< 5.0	< 5.0	< 5.0	< 5.0	< 5.0	< 5.0	< 5.0	< 5.0	< 5.0	< 5.0	< 5.0	< 5.0	< 5.0	< 5.0	< 5.0	< 0.60	< 0.60	< 0.60	< 5.0	**26**	**27**	**13**
Ethylbenzene	700	µg/L	< 5.0	< 0.11	< 0.11	**1.6 J**	< 5.0	< 5.0	< 5.0	< 5.0	< 5.0	< 5.0	< 5.0	< 5.0	< 5.0	< 5.0	< 5.0	< 5.0	< 5.0	< 5.0	< 5.0	< 5.0	< 5.0	< 0.11	< 0.11	< 0.11	< 5.0	< 5.0	< 5.0	< 5.0
Methylene Chloride	5	µg/L	< 5.0	< 1.0	< 1.0	< 1.0	< 5.0	< 5.0	< 5.0	< 5.0	< 5.0	< 5.0	< 5.0	< 5.0	< 5.0	< 5.0	< 5.0	< 5.0	< 5.0	< 5.0	< 5.0	< 5.0	< 5.0	< 1.0	**2.9 J B**	< 1.0	< 5.0	< 5.0	< 5.0	< 5.0
Toluene	1,000	µg/L	< 5.0	< 0.33	< 0.33	**1.3 J**	< 5.0	< 5.0	< 5.0	**0.49 JB**	< 5.0	< 5.0	< 5.0	< 5.0	< 5.0	< 5.0	< 5.0	< 5.0	< 5.0	< 5.0	< 5.0	< 5.0	< 5.0	< 0.33	< 0.33	**1.0 J**	< 5.0	< 5.0	< 5.0	< 5.0
Trichloroethylene	5	µg/L	**22**	**25**	**8.3**	**7.2**	**4.3 J**	**7.9**	< 5.0	< 5.0	< 5.0	< 5.0	< 5.0	< 5.0	< 5.0	< 5.0	< 5.0	< 5.0	< 5.0	< 5.0	< 5.0	< 5.0	< 5.0	< 0.13	< 0.13	< 0.13	< 5.0	< 5.0	< 5.0	< 5.0
Xylenes, total	2,000	µg/L	< 5.0	**0.24 J**	< 0.20	**0.23 J**	**0.21 J**	< 5.0	< 5.0	< 5.0	< 5.0	< 5.0	< 5.0	< 5.0	< 5.0	< 5.0	< 5.0	< 5.0	< 5.0	< 5.0	< 5.0	< 5.0	< 5.0	< 0.20	< 0.20	< 0.20	< 5.0	< 5.0	< 5.0	< 5.0
Semivolatile Organic Compounds																														
Acenaphthene	2,000	µg/L	**1.5**	**5.6**	**2.3**	**2.1**	**2.7**	**3.4**	**1.7**	**1.5**	< 0.5	< 0.5	< 0.5	< 0.5	< 0.5	< 0.5	< 0.5	< 0.50	< 0.50	< 0.50	< 0.50	< 0.19	< 0.19	< 0.11	< 0.11	< 0.10	< 0.19	< 0.19	< 0.19	< 0.19
Acenaphthylene	10	µg/L	< 0.19	< 0.097	< 0.11	< 0.11	< 0.19	< 0.19	< 0.19	**0.037 J**	< 1.0	< 1.0	< 1.0	< 1.0	< 1.0	< 1.0	< 1.0	< 1.0	< 1.0	< 1.0	< 1.0	< 0.19	< 0.19	< 0.11	< 0.11	< 0.10	< 0.19	< 0.19	< 0.19	< 0.19
Anthracene	10	µg/L	< 0.19	< 0.097	< 0.11	< 0.11	< 0.19	< 0.19	< 0.19	< 0.19	< 0.05	< 0.05	< 0.05	< 0.05	< 0.05	< 0.05	< 0.05	< 0.05	< 0.05	< 0.05	< 0.05	< 0.19	< 0.19	< 0.11	< 0.11	< 0.10	< 0.19	< 0.19	< 0.19	< 0.19
Benz(a)anthracene	0.1	µg/L	< 0.19	**0.52**	< 0.11	< 0.11	< 0.19	< 0.19	< 0.19	< 0.19	< 0.05	< 0.05	< 0.05	< 0.05	< 0.05	< 0.05	< 0.05	< 0.05	< 0.05	< 0.05	< 0.05	< 0.19	< 0.19	< 0.11	< 0.11	< 0.10	< 0.19	< 0.19	< 0.19	< 0.19
Benzo(a)pyrene	0.2	µg/L	< 0.19	**0.51**	< 0.11	< 0.11	< 0.19	< 0.19	< 0.19	< 0.19	< 0.05	< 0.05	< 0.05	< 0.05	< 0.05	< 0.05	< 0.05	< 0.05	< 0.05	< 0.05	< 0.05	< 0.19	< 0.19	< 0.11	< 0.11	< 0.10	< 0.19	< 0.19	< 0.19	< 0.19
Benzo(b)fluoranthene	0.2	µg/L	< 0.19	**0.71 ***	< 0.11	< 0.11	< 0.19 *	< 0.19	< 0.19	< 0.19	< 0.1	< 0.1	< 0.1	< 0.1	< 0.1	< 0.1	< 0.1	< 0.1	< 0.10	< 0.10	< 0.10	< 0.19	< 0.19	< 0.11	< 0.11	< 0.10	< 0.19 *	< 0.19	< 0.19	< 0.19
Benzo(g,h,i)perylene	10	µg/L	< 0.19	**0.50**	< 0.11	< 0.11	< 0.19	< 0.19	< 0.19	< 0.19	< 0.1	< 0.1	< 0.1	< 0.1	< 0.1	< 0.1	< 0.1	< 0.1	< 0.10	< 0.10	< 0.10	< 0.19	< 0.19	< 0.11	< 0.11	< 0.10	< 0.19	< 0.19	< 0.19	< 0.19
Benzo(k)fluoranthene	10	µg/L	< 0.19	**0.71**	< 0.11	< 0.11	< 0.19	< 0.19	< 0.19	< 0.19	< 0.05	< 0.05	< 0.05	< 0.05	< 0.05	< 0.05	< 0.05	< 0.05	< 0.05	< 0.05	< 0.05	< 0.19	< 0.19	< 0.11	< 0.11	< 0.10	< 0.19	< 0.19	< 0.19	< 0.19
Chrysene	0.2	µg/L	< 0.19	**0.61**	< 0.048	< 0.049	< 0.19	< 0.19	< 0.19	< 0.19	< 0.05	< 0.05	< 0.05	< 0.05	< 0.05	< 0.05	< 0.05	< 0.05	< 0.05	< 0.05	< 0.05	< 0.19	< 0.19	< 0.049	< 0.049	< 0.046	< 0.19	< 0.19	< 0.19	< 0.19
Dibenzo(a,h)anthracene	0.3	µg/L	< 0.19	**0.66**	< 0.11	< 0.11	< 0.19	< 0.19	< 0.19	< 0.19	< 0.1	< 0.1	< 0.1	< 0.1	< 0.1	< 0.1	< 0.1	< 0.1	< 0.10	< 0.10	< 0.10	< 0.19	< 0.19	< 0.11	< 0.11	< 0.10	< 0.19	< 0.19	< 0.19	< 0.19
Fluoranthene	1,000	µg/L	< 0.19	**0.12 J**	< 0.11	< 0.11	< 0.19	< 0.19	< 0.19	< 0.19	< 0.1	< 0.1	< 0.1	< 0.1	< 0.1	< 0.1	< 0.1	< 0.10	< 0.10	< 0.10	< 0.10	< 0.19	< 0.19	< 0.11	< 0.11	< 0.10	< 0.19	< 0.19	< 0.19	< 0.19
Fluorene	1,000	µg/L	< 0.19	< 0.097	< 0.11	< 0.11	< 0.19	< 0.19	< 0.19	< 0.19	< 0.1	< 0.1	< 0.1	< 0.1	< 0.1	< 0.1	< 0.1	< 0.10	< 0.10	< 0.10	< 0.10	< 0.19	< 0.19	< 0.11	< 0.11	< 0.10	< 0.19	< 0.19	< 0.19	< 0.19
Indeno(1,2,3-cd)pyrene	0.4	µg/L	< 0.19	**0.56**	< 0.11	< 0.11	< 0.19	< 0.19	< 0.19	< 0.19	< 0.05	< 0.05	< 0.05	< 0.05 UJ	< 0.05	< 0.05	< 0.05	0.072	< 0.05	< 0.05	< 0.05	< 0.19	< 0.19	< 0.11	< 0.11	< 0.10	< 0.19	< 0.19	< 0.19	< 0.19
Naphthalene	20	µg/L	< 0.19	**0.47**	**0.21**	**0.54**	< 0.19	< 0.19	< 0.19	**0.11 JB**	< 0.5	< 0.5	< 0.5	< 0.5	< 0.5	< 0.5	< 0.5	11 J	< 0.50	**1.4**	< 0.50	< 0.19	< 0.19	< 0.11	**0.20 J**	**0.22**	< 0.19	< 0.19	< 0.19	< 0.19
Phenanthrene	10	µg/L	< 0.19	< 0.097	< 0.11	< 0.11	< 0.19	< 0.19	< 0.19	< 0.19	< 0.05	< 0.05	< 0.05	< 0.05	< 0.05	< 0.05	< 0.05	< 0.05	< 0.05	< 0.05	< 0.05	< 0.19	< 0.19	< 0.11	< 0.11	< 0.10	< 0.19	< 0.19	< 0.19	< 0.19
Pyrene	1,000	µg/L	< 0.19	**0.15 J**	< 0.11	< 0.11	< 0.19	< 0.19	< 0.19	< 0.19	< 0.05	< 0.05	< 0.05	< 0.05	< 0.05	< 0.05	< 0.05	< 0.05	< 0.05	< 0.05	< 0.05	< 0.19	< 0.19	< 0.11	< 0.11	< 0.10	< 0.19	< 0.19	< 0.19	< 0.19
Inorganic Compounds																														
Antimony	0.01	mg/L	< 0.02	< 0.0053	< 0.0053	< 0.0053	< 0.020	< 0.020	< 0.020	< 0.020	< 0.006	< 0.006	< 0.006	< 0.006	< 0.006	< 0.006	< 0.02	< 0.02	< 0.02	< 0.02	< 0.02	< 0.02	< 0.02	< 0.0053	< 0.0053	< 0.0053	< 0.020	< 0.020	< 0.020	< 0.020
Arsenic	0.05	mg/L	< 0.02	< 0.0046	< 0.0046	< 0.0046	< 0.020	< 0.020	< 0.020	< 0.010	< 0.05	< 0.05	< 0.05	< 0.05	< 0.05	< 0.05	< 0.05	< 0.05	< 0.05	< 0.05	< 0.05	< 0.02	< 0.02	< 0.0046	< 0.0046	< 0.0046	< 0.020	< 0.020	< 0.020	< 0.010
Barium	2	mg/L	**0.45**	**0.40**	**0.29**	**0.37**	**0.32**	**0.45**	**0.38**	**0.075**	**0.0739**	**0.0763**	**0.0736**	**0.0728**	**0.0847**	**0.082**	**0.911**	**0.0698**	**0.0618**	**0.0697**	**0.0798**	**0.22**	**0.20**	**0.078**	**0.073**	**0.19**	**0.087**	**0.30**	**0.31**	**0.29**
Beryllium	0.004	mg/L	< 0.0040	< 0.00020	< 0.00020	**0.00026 J**	< 0.0040	< 0.0040	< 0.0040	< 0.0040	< 0.004	< 0.004	< 0.004	< 0.004	< 0.004	< 0.004	< 0.01	< 0.01	< 0.01	< 0.01	< 0.01	< 0.0040	< 0.0040	< 0.00020	< 0.00020	**0.00036 J**	< 0.0040	< 0.0040	< 0.0040	< 0.0040
Cadmium	0.005	mg/L	< 0.0050	< 0.0020	< 0.0020	< 0.0020	< 0.0050	< 0.0050	< 0.0050	< 0.0050	< 0.005	< 0.005	< 0.005	< 0.005	< 0.005	< 0.005	< 0.005	< 0.005	< 0.005	< 0.005	< 0.005	< 0.0050	< 0.0050	< 0.0020	< 0.0020	< 0.0020	< 0.0050	< 0.0050	< 0.0050	< 0.0050
Chromium	0.1	mg/L	< 0.010	< 0.0012	**0.011**	**0.019**	**0.025**	**0.025**	**0.035**	**0.051**	< 0.01	< 0.01	< 0.01	< 0.01	< 0.01	< 0.01	< 0.01	< 0.01	< 0.01	< 0.01	< 0.01	< 0.010	< 0.010	< 0.0012	< 0.0012	**0.0012 J**	< 0.010	< 0.010	< 0.010	**0.0015 J**
Copper	1.3	mg/L	< 0.02	< 0.0019	< 0.0019	**0.0051 JB**	**0.0059 J**	< 0.020	< 0.020	**0.012 J**	< 0.01	< 0.01	< 0.01	< 0.01	< 0.01	< 0.01	< 0.01	< 0.01	< 0.01	< 0.01	< 0.01	< 0.02	< 0.02	< 0.0019	< 0.0019	**0.0044 JB**	**0.0032 J**	< 0.020	< 0.020	**0.0028 J**
Cyanide	0.2	mg/L	< 0.010	< 0.0050	**0.012**	< 0.0050	< 0.010	< 0.010	< 0.010	**0.0051 J**	< 0.01	< 0.01	< 0.01	< 0.01	< 0.01	< 0.01	< 0.01	< 0.01	< 0.01	< 0.01	< 0.01	< 0.010	< 0.010	< 0.0050	**0.0076 J**	< 0.0050	< 0.010	< 0.010	< 0.010	< 0.010
Lead	0.015	mg/L	< 0.010	< 0.0040	< 0.0040	< 0.0040	< 0.010	< 0.010	< 0.010	< 0.0050	< 0.01	< 0.01	< 0.01	< 0.01	< 0.01	< 0.01	< 0.01	< 0.01	< 0.01	< 0.01	< 0.01	< 0.010	< 0.010	< 0.0040	< 0.0040	< 0.0040	< 0.010	< 0.010	< 0.010	< 0.0050
Mercury	0.002	mg/L	< 0.00020	< 0.000091	< 0.000091	< 0.000091	< 0.00020	< 0.00020	< 0.00020	< 0.00020	< 0.0002	< 0.0002	< 0.0002	< 0.0002	< 0.0002	< 0.0002	< 0.0002	< 0.00020	< 0.00020	< 0.00020	< 0.00020	< 0.00020	< 0.00020	< 0.000091	< 0.000091	< 0.000091	< 0.00020	< 0.00020	< 0.00020	< 0.00020
Nickel	0.1	mg/L	< 0.04	< 0.0023	**0.0025 J**	< 0.0023	< 0.040	< 0.040	< 0.040	**0.0035 J**	< 0.02	< 0.02	< 0.02	< 0.02	< 0.02	< 0.02	**0.0211**	< 0.02	< 0.02	< 0.02	< 0.02	< 0.04	< 0.04	< 0.0023	< 0.0023	< 0.0023	< 0.040	< 0.040	< 0.040	< 0.040
Selenium	0.05	mg/L	< 0.020	< 0.0064	< 0.0064	< 0.0064	< 0.020	< 0.020	< 0.020	< 0.010	< 0.02	< 0.02	< 0.02	< 0.02	< 0.02	< 0.02	< 0.02	< 0.02	< 0.02	< 0.02	< 0.02	< 0.020	< 0.020	< 0.0064	**0.010 J**	< 0.0064	< 0.020	< 0.020	< 0.020	< 0.010
Thallium	0.002	mg/L	< 0.0010	< 0.00025	< 0.00025	< 0.00025	< 0.0010	< 0.0010	< 0.0010	< 0.0010	< 0.002	< 0.002	< 0.002	< 0.002	< 0.002	< 0.002	< 0.02	< 0.02	< 0.02	< 0.02	< 0.02	< 0.0010	< 0.0010	< 0.00025	< 0.00025	< 0.00025	< 0.0010	< 0.0010	< 0.0010	< 0.0010
Vanadium (fume or dust)	0.2	mg/L	< 0.010	**0.0041 J**	**0.0048 J**	**0.0064 J**	**0.0066 J**	< 0.010	< 0.010	0.01	< 0.01	< 0.01	< 0.01	< 0.01	< 0.01	< 0.01	< 0.01	< 0.01	< 0.01	< 0.01	< 0.01	< 0.010	< 0.010	**0.0028 J**	**0.0033 J**	**0.0037 J**	**0.0030 J**	< 0.010	< 0.010	**0.0025 J**
Zinc	2	mg/L	< 0.020	< 0.0087	< 0.0087	**0.0097 J**	< 0.020	< 0.020	< 0.020	**0.011 J**	< 0.02	**0.0276**	< 0.02	< 0.02	< 0.02	**0.0375**	**0.0574**	< 0.02	< 0.02	< 0.02	< 0.02	< 0.020	< 0.020	< 0.0087	< 0.0087	**0.0090 J**	**0.019 J**	**0.03**	< 0.020	**0.017 J**

Notes:
* - Not a HSRA regulated compound
ISCO - *in-situ* chemical oxidation
** - Resampled in August 2007 for VOCs only
MW-506BR was destroyed
RRS - Risk Reduction Standard

Data Qualifier Defintions:
-- - Not analyzed
B (Inorganics) - Estimated analyte concentration
D - Analyte concentration reported from secondary dilution
DB - Analyte concentration reported from secondary dilution; analyte detected in method blank
H - Holding time exceeded for sample
J - Estimated analyte concentration
JB (Organic) - Estimated analyte concentration; analyte detected in method blank
JM (Organic) - Estimated analyte concentration; spike sample recovery outside control limits
M (Organic) - Spike sample recovery outside control limits
N - Spike sample recovery outside of control limits
R - Sample data results rejected due to deficiencies in the ability to meet quality control standards
< - Analyte not detected at referenced detection limit
U - Analyte not detected at referenced detection limit
UJ - Analyte not detected; low method bias and/or matrix interference
UN - Analyte not detected; spiked sample recovery outside of control limits
UR - Analyte not detected; data rejected
UWN - Analyte not detected; post digestion spike and spike sample recovery outside control limits
Bold - Exceeds the laboratory detection limit
Bold and shaded - Analyte concentration exceeds the Type 1 RRS

Appendix E-2
Summary of Historical Groundwater Sampling Data - Transition Zone and Bedrock Monitoring Wells
January 2001 through July 2018
Atlanta Gas Light Company
Former Manufactured Gas Plant Site
Augusta, Georgia

Chemical Name	Type 1 Risk Reduction Standard	Location ID	MW-508BR	MW-508BR	MW-508BR	MW-508BR	MW-508BR	MW-508BR	MW-508BR	MW-508BR	MW-508BR	MW-508BR	MW-508BR	MW-508BR	MW-508BR	MW-508BR	MW-508BR	MW-508BR	MW-508BR	MW-508BR	MW-508BR	MW-508BR	MW-508BR
		Sample Date	7/18/2018	1/23/2018	7/25/2017	1/24/2017	7/26/2016	1/19/2016	7/30/2015	7/30 DUP	1/15/2015	7/17/2014	1/14/2014	7/10/2013	1/8/2013	7/25/2012	1/19/2012	7/6/2011	1/19/2011	7/13/2010	1/7/2010	7/28/2009	1/15/2009
		Unit	Post-Extraction								During Extraction												
Volatile Organic Compounds																							
Acetone	4,000	µg/L	< 50	< 50	< 50	< 50	< 50	< 50	< 50	< 50	< 50	< 50	< 50	< 50	< 100	< 100	< 5.0	**11 J**	< 5.0	< 100	< 100	< 100	**50 J**
Benzene	5	µg/L	< 5.0	< 5.0	< 5.0	< 5.0	< 5.0	< 5.0	< 5.0	< 5.0	< 5.0	< 5.0	< 5.0	< 5.0	< 5.0	< 5.0	**0.34 J**	**0.38 J**	**0.68 J**	**0.43 J**	< 5.0	< 5.0	**0.37 J**
Carbon Disulfide	4,000	µg/L	< 5.0	< 5.0	< 5.0	< 5.0	< 5.0	< 5.0	< 5.0	< 5.0	< 5.0	< 5.0	< 5.0	< 5.0	< 5.0	< 5.0	< 0.60	< 0.60	< 0.60	< 5.0	< 5.0	< 5.0	**7.5**
Ethylbenzene	700	µg/L	< 5.0	< 5.0	< 5.0	< 5.0	< 5.0	< 5.0	< 5.0	< 5.0	< 5.0	< 5.0	< 5.0	< 5.0	< 5.0	< 5.0	< 0.11	< 0.11	< 0.11	< 5.0	< 5.0	< 5.0	< 5.0
Methylene Chloride	5	µg/L	< 5.0	< 5.0	< 5.0	< 5.0	< 5.0	< 5.0	< 5.0	< 5.0	< 5.0	< 5.0	< 5.0	< 5.0	< 5.0	< 5.0	< 1.0	**2.9 J**	< 1.0	< 5.0	< 5.0	< 5.0	< 5.0
Toluene	1,000	µg/L	< 5.0	< 5.0	< 5.0	< 5.0	< 5.0	< 5.0	< 5.0	< 5.0	< 5.0	< 5.0	< 5.0	< 5.0	< 5.0	< 5.0	< 0.33	< 0.33	**1.0 J**	< 5.0	< 5.0	< 5.0	**0.37 JB**
Trichloroethylene	5	µg/L	< 5.0	< 5.0	< 5.0	< 5.0	< 5.0	< 5.0	< 5.0	< 5.0	< 5.0	< 5.0	< 5.0	< 5.0	< 5.0	< 5.0	< 0.13	< 0.13	< 0.13	< 5.0	< 5.0	< 5.0	< 5.0
Xylenes, total	2,000	µg/L	< 5.0	< 5.0	< 5.0	< 5.0	< 5.0	< 5.0	< 5.0	< 5.0	< 5.0	< 5.0	< 5.0	< 5.0	< 5.0	< 5.0	< 0.20	< 0.20	< 0.20	< 5.0	< 5.0	< 5.0	< 5.0
Semivolatile Organic Compounds																							
Acenaphthene	2,000	µg/L	< 0.5	< 0.5	< 0.5	< 0.5	< 0.5	< 0.5	< 0.5	< 0.5	< 0.50	< 0.50	< 0.50	< 0.50	< 0.20	< 0.19	< 0.10	< 0.11	< 0.096	< 0.19	< 0.19	< 0.19	**0.025 J**
Acenaphthylene	10	µg/L	< 1.0	< 1.0	< 1.0	< 1.0	< 1.0	< 1.0	< 1.0	< 1.0	< 1.0	< 1.0	< 1.0	< 1.0	**0.31**	< 0.19	**0.34**	< 0.11	< 0.096	< 0.19	< 0.19	< 0.19	**0.022 J**
Anthracene	10	µg/L	< 0.05	< 0.05	< 0.05	< 0.05	< 0.05	< 0.05	< 0.05	< 0.05	< 0.05	< 0.05	< 0.05	< 0.05	< 0.20	< 0.19	< 0.10	< 0.11	< 0.096	< 0.19	< 0.19	< 0.19	< 0.19
Benz(a)anthracene	0.1	µg/L	< 0.05	< 0.05	< 0.05	< 0.05	< 0.05	< 0.05	< 0.05	< 0.05	< 0.05	< 0.05	< 0.05	< 0.05	< 0.20	< 0.19	< 0.10	< 0.11	< 0.096	< 0.19	< 0.19	< 0.19	< 0.19
Benzo(a)pyrene	0.2	µg/L	< 0.05	< 0.05	< 0.05	< 0.05	< 0.05	< 0.05	< 0.05	< 0.05	< 0.05	< 0.05	< 0.05	< 0.05	< 0.20	< 0.19	< 0.10	< 0.11	< 0.096	< 0.19	< 0.19	< 0.19	< 0.19
Benzo(b)fluoranthene	0.2	µg/L	< 0.1	< 0.1	< 0.1	< 0.1	< 0.1	< 0.1	< 0.1	< 0.1	< 0.1	< 0.10	< 0.10	< 0.10	< 0.20	< 0.19	< 0.10	< 0.11	< 0.096	< 0.19 *	< 0.19	< 0.19	< 0.19
Benzo(g,h,i)perylene	10	µg/L	< 0.1	< 0.1	< 0.1	< 0.1	< 0.1	< 0.1	< 0.1	< 0.1	< 0.1	< 0.10	< 0.10	< 0.10	< 0.20	< 0.19	< 0.10	< 0.11	< 0.096	< 0.19	< 0.19	< 0.19	< 0.19
Benzo(k)fluoranthene	10	µg/L	< 0.05	< 0.05	< 0.05	< 0.05	< 0.05	< 0.05	< 0.05	< 0.05	< 0.05	< 0.05	< 0.05	< 0.05	< 0.20	< 0.19	< 0.10	< 0.11	< 0.096	< 0.19	< 0.19	< 0.19	< 0.19
Chrysene	0.2	µg/L	< 0.05	< 0.05	< 0.05	< 0.05	< 0.05	< 0.05	< 0.05	< 0.05	< 0.05	< 0.05	< 0.05	< 0.05	< 0.20	< 0.19	< 0.046	< 0.048	< 0.043	< 0.19	< 0.19	< 0.19	< 0.19
Dibenzo(a,h)anthracene	0.3	µg/L	< 0.1	< 0.1	< 0.1	< 0.1	< 0.1	< 0.1	< 0.1	< 0.1	< 0.1	< 0.10	< 0.10	< 0.10	< 0.20	< 0.19	< 0.10	< 0.11	< 0.096	< 0.19	< 0.19	< 0.19	< 0.19
Fluoranthene	1,000	µg/L	< 0.1	< 0.1	< 0.1	< 0.1	< 0.1	< 0.1	< 0.1	< 0.1	< 0.10	< 0.10	< 0.10	< 0.10	< 0.20	< 0.19	< 0.10	< 0.11	< 0.096	< 0.19	< 0.19	< 0.19	< 0.19
Fluorene	1,000	µg/L	< 0.1	< 0.1	< 0.1	< 0.1	< 0.1	< 0.1	< 0.1	< 0.1	< 0.10	< 0.10	< 0.10	< 0.10	< 0.20	< 0.19	< 0.10	< 0.11	< 0.096	< 0.19	< 0.19	< 0.19	< 0.19
Indeno(1,2,3-cd)pyrene	0.4	µg/L	< 0.05	< 0.05	< 0.05	< 0.05	< 0.05	< 0.05	< 0.05	< 0.05	**0.067**	< 0.05	< 0.05	< 0.05	< 0.20	< 0.19	< 0.10	< 0.11	< 0.096	< 0.19	< 0.19	< 0.19	< 0.19
Naphthalene	20	µg/L	< 0.5	< 0.5	< 0.5	< 0.5	< 0.5	< 0.5	< 0.5	< 0.5	< 0.5	< 0.50	<0.50	**1.6**	< 0.20	**0.59**	**0.24**	**11 J**	**0.099 J**	**0.44**	< 0.19	< 0.19	**0.096 J**
Phenanthrene	10	µg/L	< 0.05	< 0.05	< 0.05	< 0.05	< 0.05	< 0.05	< 0.05	< 0.05	< 0.05	< 0.05	< 0.05	< 0.05	< 0.20	< 0.19	< 0.10	< 0.11	< 0.096	< 0.19	< 0.19	< 0.19	< 0.19
Pyrene	1,000	µg/L	< 0.05	< 0.05	< 0.05	< 0.05	< 0.05	< 0.05	< 0.05	< 0.05	< 0.05	< 0.05	< 0.05	< 0.05	< 0.20	< 0.19	< 0.10	< 0.11	< 0.096	< 0.19	< 0.19	< 0.19	< 0.19
Inorganic Compounds																							
Antimony	0.01	mg/L	< 0.006	< 0.006	< 0.006	< 0.006	< 0.006	< 0.006	< 0.02	< 0.02	< 0.02	< 0.02	< 0.02	< 0.02	< 0.02	< 0.02	< 0.0053	< 0.0053	< 0.0053	< 0.020	< 0.020	< 0.020	< 0.020
Arsenic	0.05	mg/L	< 0.05	< 0.05	< 0.05	< 0.05	< 0.05	< 0.05	< 0.05	< 0.05	< 0.05	< 0.05	< 0.05	< 0.05	< 0.02	< 0.02	< 0.0046	< 0.0046	< 0.0046	< 0.020	< 0.020	< 0.020	< 0.010
Barium	2	mg/L	**0.325**	**0.242**	**0.297**	**0.308**	**0.41**	**0.511**	**0.526**	**0.518**	**0.614**	**0.566**	**0.708**	**0.650**	**0.68**	**0.72**	**0.68**	**0.77**	**0.66**	**0.66**	**0.27**	**0.64**	**1.3**
Beryllium	0.004	mg/L	< 0.004	< 0.004	< 0.004	< 0.004	< 0.004	< 0.004	< 0.01	< 0.01	< 0.01	< 0.01	< 0.01	< 0.01	< 0.0040	< 0.0040	< 0.00020	< 0.00020	**0.00025 J**	< 0.0040	< 0.0040	< 0.0040	< 0.0040
Cadmium	0.005	mg/L	< 0.005	< 0.005	< 0.005	< 0.005	< 0.005	< 0.005	< 0.005	< 0.005	< 0.005	< 0.005	< 0.005	< 0.005	< 0.0050	< 0.0050	< 0.0020	< 0.0020	< 0.0020	< 0.0050	< 0.0050	< 0.0050	< 0.0050
Chromium	0.1	mg/L	< 0.01	< 0.01	< 0.01	< 0.01	**0.0116**	< 0.01	**0.0161**	**0.0163**	**0.0137**	**0.0216**	**0.0179**	**0.0101**	< 0.010	< 0.010	**0.0017J**	**0.0031 J**	**0.0021 J**	**0.0013 J**	< 0.010	< 0.010	**0.0064 J**
Copper	1.3	mg/L	< 0.01	< 0.01	< 0.01	< 0.01	< 0.01	< 0.01	< 0.01	< 0.01	< 0.01	< 0.01	< 0.01	< 0.01	< 0.02	< 0.02	**0.0021 J**	**0.0024 J**	**0.0044 JB**	< 0.020	< 0.020	< 0.020	**0.0038 J**
Cyanide	0.2	mg/L	< 0.01	< 0.01	< 0.01	< 0.01	< 0.01	< 0.01	< 0.01	< 0.01	< 0.01	< 0.01	< 0.01	< 0.01	< 0.010	< 0.010	< 0.0050	**0.0056 J**	< 0.0050	< 0.010	< 0.010	< 0.010	< 0.010
Lead	0.015	mg/L	< 0.01	< 0.01	< 0.01	< 0.01	< 0.01	< 0.01	< 0.01	< 0.01	< 0.01	< 0.01	< 0.01	< 0.01	< 0.010	< 0.010	< 0.0040	< 0.0040	< 0.0040	< 0.010	< 0.010	< 0.010	< 0.0050
Mercury	0.002	mg/L	< 0.0002	< 0.0002	< 0.0002	< 0.0002	< 0.0002	< 0.0002	< 0.0002	< 0.0002	< 0.00020	< 0.00020	< 0.00020	< 0.00020	< 0.00020	< 0.00020	< 0.000091	< 0.000091	< 0.000091	< 0.00020	< 0.00020	< 0.00020	< 0.00020
Nickel	0.1	mg/L	< 0.02	< 0.02	< 0.02	< 0.02	< 0.02	< 0.02	< 0.02	< 0.02	< 0.02	< 0.02	< 0.02	< 0.02	< 0.04	< 0.04	**0.0055 J**	**0.0055 J**	**0.0065 J**	**0.0066 J**	< 0.040	< 0.040	**0.0035 J**
Selenium	0.05	mg/L	< 0.02	< 0.02	< 0.02	< 0.02	< 0.02	< 0.02	< 0.02	< 0.02	< 0.02	< 0.02	< 0.02	< 0.02	< 0.020	< 0.020	< 0.0064	< 0.0064	< 0.0064	< 0.020	< 0.020	< 0.020	< 0.010
Thallium	0.002	mg/L	< 0.002	< 0.002	< 0.002	< 0.002	< 0.002	< 0.002	< 0.02	< 0.02	< 0.02	< 0.02	< 0.02	< 0.02	< 0.0010	< 0.0010	< 0.00025	< 0.00025	< 0.00025	< 0.0010	< 0.0010	< 0.0010	< 0.0010
Vanadium (fume or dust)	0.2	mg/L	**0.0133**	**0.0149**	**0.0122**	< 0.01	< 0.01	< 0.01	< 0.01	< 0.01	< 0.01	< 0.01	< 0.01	< 0.01	< 0.010	< 0.010	**0.0086 J**	**0.0067 J**	**0.0068 J**	**0.0045 J**	< 0.010	< 0.010	< 0.010
Zinc	2	mg/L	< 0.02	< 0.02	< 0.02	< 0.02	< 0.02	< 0.02	< 0.02	< 0.02	< 0.02	< 0.02	< 0.02	< 0.02	< 0.020	< 0.020	< 0.0087	< 0.0087	< 0.0087	< 0.020	< 0.020	< 0.020	< 0.020

Notes:
* - Not a HSRA regulated compound
ISCO - *in-situ* chemical oxidation
** - Resampled in August 2007 for VOCs only
RRS - Risk Reduction Standard

Data Qualifier Defintions:
-- - Not analyzed
B (Inorganics) - Estimated analyte concentration
D - Analyte concentration reported from secondary dilution
DB - Analyte concentration reported from secondary dilution; analyte detected in method blank
H - Holding time exceeded for sample
J - Estimated analyte concentration
JB (Organic) - Estimated analyte concentration; analyte detected in method blank
JM (Organic) - Estimated analyte concentration; spike sample recovery outside control limits
M (Organic) - Spike sample recovery outside control limits
N - Spike sample recovery outside of control limits
R - Sample data results rejected due to deficiencies in the ability to meet quality control standards
< - Analyte not detected at referenced detection limit
U - Analyte not detected at referenced detection limit
UJ - Analyte not detected; low method bias and/or matrix interference
UN - Analyte not detected; spiked sample recovery outside of control limits
UR - Analyte not detected; data rejected
UWN - Analyte not detected; post digestion spike and spike sample recovery outside control limits
Bold - Exceeds the laboratory detection limit
Bold and shaded - Analyte concentration exceeds the Type 1 RRS

Appendix E-2
Summary of Historical Groundwater Sampling Data - Transition Zone and Bedrock Monitoring Wells
January 2001 through July 2018
Atlanta Gas Light Company
Former Manufactured Gas Plant Site
Augusta, Georgia

Chemical Name	Type 1 Risk Reduction Standard	Location ID	MW-513BR	MW-513BR	MW-513BR	MW-513BR	MW-513BR	MW-513BR	MW-513BR	MW-513BR	MW-513BR	MW-513BR	MW-513BR	MW-513BR	MW-513BR	MW-513BR	MW-513BR	MW-513BR
		Sample Date	7/19/2018	1/24/2018	7/26/2017	1/26/2017	7/28/2016	1/21/2016	7/29/2015	1/14/2015	7/16/2014	1/8/2014	7/11/2013	1/9/2013	7/24/2012	2/6/2012	7/7/2011	1/18/2011
		Unit	Post-Extraction							During Extraction								
Volatile Organic Compounds																		
Acetone	4,000	µg/L	< 50	< 50	< 50	< 50	< 50	< 50	< 50	< 50	< 50	< 50	< 50	< 100	< 100	< 5.0	< 5.0	< 5.0
Benzene	5	µg/L	< 5.0	< 5.0	< 5.0	< 5.0	< 5.0	< 5.0	< 5.0	< 5.0	< 5.0	< 5.0	< 5.0	< 5.0	< 5.0	**2.1 J**	**0.49 J**	**30**
Carbon Disulfide	4,000	µg/L	< 5.0	< 5.0	< 5.0	< 5.0	< 5.0	< 5.0	< 5.0	< 5.0	< 5.0	< 5.0	< 5.0	< 5.0	< 5.0	< 0.60	< 0.60	< 0.60
Ethylbenzene	700	µg/L	< 5.0	< 5.0	< 5.0	< 5.0	< 5.0	< 5.0	< 5.0	< 5.0	< 5.0	< 5.0	< 5.0	< 5.0	< 5.0	**0.25 J**	< 0.11	**3.0 J**
Methylene Chloride	5	µg/L	< 5.0	< 5.0	< 5.0	< 5.0	< 5.0	< 5.0	< 5.0	< 5.0	< 5.0	< 5.0	< 5.0	< 5.0	< 5.0	< 1.0	< 1.0	< 1.0
Toluene	1,000	µg/L	< 5.0	< 5.0	< 5.0	< 5.0	< 5.0	< 5.0	< 5.0	< 5.0	< 5.0	< 5.0	< 5.0	< 5.0	< 5.0	< 0.33	< 0.33	< 0.33
Trichloroethylene	5	µg/L	< 5.0	< 5.0	< 5.0	< 5.0	< 5.0	< 5.0	< 5.0	< 5.0	< 5.0	< 5.0	< 5.0	< 5.0	< 5.0	**0.31 J**	< 0.13	**0.35 J**
Xylenes, total	2,000	µg/L	< 5.0	< 5.0	< 5.0	< 5.0	< 5.0	< 5.0	< 5.0	< 5.0	< 5.0	< 5.0	< 5.0	< 5.0	< 5.0	**0.33 J**	< 0.20	**1.4 J**
Semivolatile Organic Compounds																		
Acenaphthene	2,000	µg/L	< 0.5	**6.6**	**4.6**	**3.7**	**3.6**	**3.0**	< 0.5	**1.3**	**1.8**	< 0.50	**2.4**	**2.5**	**2.9**	**6.9**	**0.16 J**	**4.1**
Acenaphthylene	10	µg/L	< 1.0	< 1.0	< 1.0	< 1.0	< 1.0	< 1.0	< 1.0	< 1	< 1.0	< 1.0	< 1.0	< 0.20	< 0.20	**0.16 J**	< 0.097	< 0.095
Anthracene	10	µg/L	< 0.05	< 0.05	**0.068**	**0.057**	**0.075**	< 0.05	< 0.05	**0.082**	**0.068**	< 0.05	< 0.050	< 0.20	< 0.20	< 0.11	< 0.097	< 0.095
Benz(a)anthracene	0.1	µg/L	< 0.05	< 0.05	< 0.05	< 0.05	< 0.05	< 0.05	< 0.05	< 0.05	< 0.05	< 0.05	< 0.050	< 0.20	< 0.20	< 0.11	< 0.097	< 0.095
Benzo(a)pyrene	0.2	µg/L	< 0.05	< 0.05	< 0.05	< 0.05 UJ	< 0.05	< 0.05	< 0.05	< 0.05	< 0.05	< 0.05	< 0.050	< 0.20	< 0.20	< 0.11	< 0.097	< 0.095
Benzo(b)fluoranthene	0.2	µg/L	< 0.1	< 0.1	< 0.1	< 0.1	< 0.1	< 0.1	< 0.1	< 0.10	< 0.10	< 0.10	< 0.10	< 0.20	< 0.20	< 0.11	< 0.097	< 0.095
Benzo(g,h,i)perylene	10	µg/L	< 0.1	< 0.1	< 0.1	< 0.1	< 0.1	< 0.1	< 0.1	< 0.10	< 0.10	< 0.10	< 0.10	< 0.20	< 0.20	< 0.11	< 0.097	< 0.095
Benzo(k)fluoranthene	10	µg/L	< 0.05	< 0.05	< 0.05	< 0.05	< 0.05	< 0.05	< 0.05	< 0.05	< 0.05	< 0.05	< 0.050	< 0.20	< 0.20	< 0.11	< 0.097	< 0.095
Chrysene	0.2	µg/L	< 0.05	< 0.05	< 0.05	< 0.05	< 0.05	< 0.05	< 0.05	< 0.05	< 0.05	< 0.05	< 0.050	< 0.20	< 0.20	< 0.049	< 0.043	< 0.043
Dibenzo(a,h)anthracene	0.3	µg/L	< 0.1	< 0.1	< 0.1	< 0.1	< 0.1	< 0.1	< 0.1	< 0.10	< 0.10	< 0.10	< 0.10	< 0.20	< 0.20	< 0.11	< 0.097	< 0.095
Fluoranthene	1,000	µg/L	< 0.1	< 0.1	< 0.1	< 0.1	< 0.1	< 0.1	< 0.1	< 0.1	< 0.10	< 0.10	< 0.10	< 0.20	< 0.20	< 0.11	< 0.097	< 0.095
Fluorene	1,000	µg/L	< 0.1	< 0.1	< 0.1	< 0.1	< 0.1	< 0.1	< 0.1	< 0.10	< 0.10	< 0.10	**0.19**	< 0.20	< 0.20	**0.40**	< 0.097	**0.28**
Indeno(1,2,3-cd)pyrene	0.4	µg/L	< 0.05	< 0.05	< 0.05	< 0.05	< 0.05	< 0.05	**0.054**	< 0.05	< 0.05	< 0.05	< 0.050	< 0.20	< 0.20	< 0.11	< 0.097	< 0.095
Naphthalene	20	µg/L	< 0.5	< 0.5	< 0.5	< 0.5	< 0.5	< 0.5	< 0.5	< 0.5	< 0.50	< 0.50	**1.9**	**2.6**	< 0.20	**2.2**	**0.30**	**4.4**
Phenanthrene	10	µg/L	< 0.05	< 0.05	< 0.05	< 0.05	< 0.05	< 0.05	< 0.05	< 0.05	< 0.05	< 0.05	< 0.050	< 0.20	< 0.20	< 0.11	< 0.097	< 0.095
Pyrene	1,000	µg/L	< 0.05	**0.11**	**0.1**	**0.068**	**0.076**	**0.055**	< 0.05	< 0.05	< 0.05	< 0.05	< 0.050	< 0.20	< 0.20	**0.11 J**	< 0.097	< 0.095
Inorganic Compounds																		
Antimony	0.01	mg/L	< 0.006	< 0.006	< 0.006	< 0.006	< 0.006	< 0.006	< 0.02	< 0.02	< 0.02	< 0.02	< 0.0200	< 0.020	< 0.020	< 0.0053	< 0.0053	< 0.0053
Arsenic	0.05	mg/L	< 0.05	< 0.05	< 0.05	< 0.05	< 0.05	< 0.05	< 0.05	< 0.05	< 0.05	< 0.05	< 0.0500	< 0.020	< 0.020	< 0.0046	< 0.0046	< 0.0046
Barium	2	mg/L	**0.333**	**0.712**	**0.656**	**0.637**	**0.614**	**0.68**	**0.114**	**0.711**	**0.635**	**0.115**	**0.749**	**0.72**	**0.79**	**0.74**	**0.15**	**0.61**
Beryllium	0.004	mg/L	< 0.004	< 0.004	< 0.004	< 0.004	< 0.004	< 0.004	< 0.01	< 0.01	< 0.01	< 0.01	< 0.0100	< 0.0040	< 0.0040	< 0.00020	< 0.00020	< 0.00020
Cadmium	0.005	mg/L	< 0.005	< 0.005	< 0.005	< 0.005	< 0.005	< 0.005	< 0.005	< 0.005	< 0.005	< 0.005	< 0.0050	< 0.0050	< 0.0050	< 0.0020	< 0.0020	< 0.0020
Chromium	0.1	mg/L	< 0.01	< 0.01	< 0.01	< 0.01	< 0.01	< 0.01	< 0.01	< 0.01	< 0.01	< 0.01	< 0.0100	< 0.010	< 0.010	< 0.0012	**0.0025 J**	**0.0013 J**
Copper	1.3	mg/L	< 0.01	< 0.01	< 0.01	< 0.01	< 0.01	< 0.01	< 0.01	< 0.01	< 0.01	< 0.01	< 0.0100	< 0.020	< 0.020	< 0.0019	< 0.0019	< 0.0019
Cyanide	0.2	mg/L	< 0.01	< 0.01	< 0.01	< 0.01	< 0.01	< 0.01	< 0.01	< 0.01	< 0.01	< 0.01	< 0.010	< 0.010	< 0.010	< 0.0050	< 0.0050	< 0.0050
Lead	0.015	mg/L	< 0.01	< 0.01	< 0.01	< 0.01	< 0.01	< 0.01	< 0.01	< 0.01	< 0.01	< 0.01	< 0.0100	< 0.010	< 0.010	< 0.0040	< 0.0040	< 0.0040
Mercury	0.002	mg/L	< 0.0002	< 0.0002	< 0.0002	< 0.0002	< 0.0002	< 0.0002	< 0.0002	< 0.00020	< 0.00020	< 0.00020	< 0.00020	< 0.00020	< 0.00020	< 0.000091	< 0.000091	< 0.000091
Nickel	0.1	mg/L	< 0.02	< 0.02	< 0.02	< 0.02	< 0.02	< 0.02	< 0.02	< 0.02	< 0.02	< 0.02	< 0.0200	< 0.040	< 0.040	< 0.0023	**0.0028 J**	< 0.0023
Selenium	0.05	mg/L	< 0.02	< 0.02	< 0.02	< 0.02	< 0.02	< 0.02	< 0.02	< 0.02	< 0.02	< 0.02	< 0.0200	< 0.020	< 0.020	< 0.0064	< 0.0064	< 0.0064
Thallium	0.002	mg/L	< 0.002	< 0.002	< 0.002	< 0.002	< 0.002	< 0.002	< 0.02	< 0.02	< 0.02	< 0.02	< 0.0200	< 0.0010	< 0.0010	< 0.00025	< 0.00025	< 0.00025
Vanadium (fume or dust)	0.2	mg/L	< 0.01	< 0.01	< 0.01	< 0.01	< 0.01	< 0.01	< 0.01	< 0.01	< 0.01	**0.0108**	< 0.0100	< 0.010	< 0.010	< 0.0024	**0.012**	< 0.0024
Zinc	2	mg/L	< 0.02	< 0.02	< 0.02	< 0.02	< 0.02	**0.0238**	< 0.02	**0.0224**	< 0.02	< 0.02	< 0.0200	< 0.020	< 0.020	< 0.0087	**0.030**	< 0.0087

Notes:
* - Not a HSRA regulated compound
ISCO - *in-situ* chemical oxidation
** - Resampled in August 2007 for VOCs only
RRS - Risk Reduction Standard

Data Qualifier Defintions:
-- - Not analyzed
B (Inorganics) - Estimated analyte concentration
D - Analyte concentration reported from secondary dilution
DB - Analyte concentration reported from secondary dilution; analyte detected in method blank
H - Holding time exceeded for sample
J - Estimated analyte concentration
JB (Organic) - Estimated analyte concentration; analyte detected in method blank
JM (Organic) - Estimated analyte concentration; spike sample recovery outside control limits
M (Organic) - Spike sample recovery outside control limits
N - Spike sample recovery outside of control limits
R - Sample data results rejected due to deficiencies in the ability to meet quality control standards
< - Analyte not detected at referenced detection limit
U - Analyte not detected at referenced detection limit
UJ - Analyte not detected; low method bias and/or matrix interference
UN - Analyte not detected; spiked sample recovery outside of control limits
UR - Analyte not detected; data rejected
UWN - Analyte not detected; post digestion spike and spike sample recovery outside control limits
Bold - Exceeds the laboratory detection limit
Bold and shaded - Analyte concentration exceeds the Type 1 RRS

APPENDIX E-3

SUMMARY OF HISTORICAL GROUNDWATER SAMPLING DATA – DECOMMISSIONED MONITORING WELLS

Appendix E-3
Summary of Historical Ground Water Sampling Data - Decommissioned Wells
Atlanta Gas Light Company
Former Manufactured Gas Plant Site
Augusta, Ga

Chemical Name	Type 1 Risk Reduction Standard	Location ID	MW-202DR	MW-202DR	MW-202DR	MW-202DR	MW-202DR	MW-202DR	MW-202DR	MW-202DR	MW-202DR	MW-202DR	MW-202DR	MW-202DR	MW-202DR	MW-202DR	MW-202DR	MW-202DR	MW-202DR	MW-202DR	MW-202DR	MW-202DR	MW-202DR	MW-202DR	MW-202DR	MW-202DR
		Sample Date	7/26/2017	1/25/2017	7/28/2016	1/20/2016	7/28/2015	1/13/2015	7/17/2014	1/7/2014	7/9/2013	1/8/2013	7/24/2012	1/16/2012	7/5/2011	01/11 DUP	1/17/2011	7/13/2010	1/5/2010	7/22/2009	01/13/2009	07/23/2008	1/9/2008	7/11/2007	2/15/2007
		Unit	Post-ISCO																							
Field Parameters																										
Conductivity	*	mS/cm	0.535	0.578	0.555	0.511	580	0.524	0.518	0.420	0.549	0.557	0.53	0.642	0.641	2.26	2.26	0.582	0.716	0.947	23.1	1.163	1.091	1.021	1.542
Dissolved Oxygen (YSI)	*	mg/L	0.15	0.22	0.1	0.21	0.28	1.29	0.2	4.17	0.23	0.70	0.02	0.82	1.20	6.43	6.43	2.44	8.29	18.43	147.8	29.48	29.59	35.80	12.98
Oxidation Reduction Potential	*	mV	101.3	102.3	63.5	-86.4	285.3	-16.1	48.1	61.4	101.6	126.0	92.5	75.9	136.8	126.5	126.5	122.3	12.3	123.8	5.87	195.4	241.5	83.5	138.7
pH	*	SU	6.07	6.15	6.36	6.87	6.31	6.13	6.33	6.32	5.91	6.31	6.08	6.20	6.22	0.537	0.537	6.13	6.1	5.93	1.071	5.89	5.96	6.02	5.95
Temperature	*	Celsius	21.14	20.19	20.5	20.21	30.7	16.5	21.6	15.02	23.67	19.36	23.7	19.70	23.09	16.83	16.83	22.25	18.92	22.86	17.36	22.31	20.97	22.82	19.48
Turbidity	*	NTU	1.0	1.54	2.06	1.25	1.54	1.74	3.98	1.51	9.38	7.90	8.53	4.50	60.9	9.24	9.24	8.54	8.02	2.5	8.7	9.96	4.14	13.0	1.76
Monitored Natural Attenuation Parameters																										
Carbon Dioxide	*	µg/L	--	--	--	--	--	196	234	324	219	100	120	1,300 B	1,500 B	1,000 *	1,100 *	1,300	1,500	2000 *	1800	2100	< 1.0	< 1.0	--
Iron	*	mg/L	--	--	--	--	--	--	--	--	--	--	--	--	--	--	--	--	--	--	--	--	--	--	--
Iron, as Ferrous (Fe+2)	*	mg/L	--	--	--	--	--	< 0.100	< 0.100	<0.100	<0.100	< 0.10 HF	< 0.10 HF	< 0.025 HF	< 0.025 HF	< 0.025 HF	< 0.025 HF	< 0.10 HF	< 0.10 HF	< 0.10 HF	< 0.10 HF	< 0.10	< 0.10	< 0.10	< 0.1
Manganese, Total	*	mg/L	--	--	--	--	--	--	--	--	--	--	--	--	--	--	--	--	--	--	--	--	--	--	--
Manganese, Dissolved	*	mg/L	--	--	--	--	--	--	--	--	--	--	--	--	--	--	--	--	--	--	--	--	--	--	--
Methane	*	µg/L	--	--	--	--	--	< 4	< 4	<4	<4	< 0.58	76	< 0.29	0.36 J	0.20	< 0.19	0.22	0.33	0.27	0.37	0.21 J	0.39	4.2	4.5
Nitrate	*	mg/L	--	--	--	--	--	0.31	< 0.25	<0.25	0.25	0.82	0.82	0.24 J	0.25	0.84 J	0.90 J	0.63 JH	< 1.1	< 1.1	0.58	3.1	0.74	< 0.25	< 0.25
Nitrogen	*	mg/L	--	--	--	--	--	--	--	--	--	--	--	--	--	--	--	--	--	--	--	--	--	--	--
Nitrogen, ammonia (as N)	*	mg/L	--	--	--	--	--	--	--	--	--	--	--	--	--	--	--	--	--	--	--	--	--	--	--
Oxygen	*	mg/L	--	--	--	--	--	8.27 H	5.25 H	7.58 H	6.92 H	6.3	6.3	1.4	1.6	1.5	1.3	1.4	1.7	1300	1600	1900	31	32	36
Sulfate	*	mg/L	--	--	--	--	--	56	61	64	67	68	72	75	80	79	78	76	98	130	180	230	340	260	340
Sulfide	*	mg/L	--	--	--	--	--	--	--	--	--	--	--	--	--	--	--	--	--	--	--	--	--	--	--
Volatile Organic Compounds																										
Acetone	4,000	µg/L	< 50	< 50	< 50	< 50	< 50	< 50	< 50	< 50	< 50	< 100	< 100	< 5.0	< 5.0	< 5.0	< 5.0	< 100	< 100	< 100	< 100	< 100	< 50	< 50	< 50
Benzene	5	µg/L	< 5.0	< 5.0	< 5.0	< 5.0	< 5.0	< 5.0	< 5.0	< 5.0	< 5.0	< 5.0	< 5.0	< 0.25	< 0.25	< 0.25	< 0.25	< 5.0	< 5.0	< 5.0	< 5.0	< 5.0	< 5.0	< 5	< 5
Carbon Disulfide	4,000	µg/L	< 5.0	< 5.0	< 5.0	< 5.0	< 5.0	< 5.0	< 5.0	< 5.0	< 5.0	< 5.0	< 5.0	< 0.60	< 0.60	< 0.60	< 0.60	< 5.0	< 5.0	< 5.0	< 5.0	< 5.0	< 5.0	< 5	< 5
Ethylbenzene	700	µg/L	< 5.0	< 5.0	< 5.0	< 5.0	< 5.0	< 5.0	< 5.0	< 5.0	< 5.0	< 5.0	< 5.0	< 0.11	< 0.11	< 0.11	< 1.0	< 5.0	< 5.0	< 5.0	< 5.0	< 5.0	< 5.0	< 5	< 5
Methylene Chloride	5	µg/L	< 5.0	< 5.0	< 5.0	< 5.0	< 5.0	< 5.0	< 5.0	< 5.0	< 5.0	< 5.0	< 5.0	< 1.0	< 1.0	< 1.0	< 0.11	< 5.0	< 5.0	< 5.0	< 5.0	< 5.0	< 5.0	< 5	< 5
Toluene	1,000	µg/L	< 5.0	< 5.0	< 5.0	< 5.0	< 5.0	< 5.0	< 5.0	< 5.0	< 5.0	< 5.0	< 5.0	< 0.33	< 0.33	< 0.33	< 0.33	< 5.0	< 5.0	< 5.0	< 5.0	< 5.0	< 5.0	< 5	< 5
Trichloroethylene	5	µg/L	< 5.0	< 5.0	< 5.0	< 5.0	< 5.0	< 5.0	< 5.0	< 5.0	< 5.0	< 5.0	< 5.0	< 0.13	< 0.13	< 0.13	< 0.13	< 5.0	< 5.0	< 5.0	< 5.0	< 5.0	< 5.0	< 5	< 5
Xylenes, total	2,000	µg/L	< 5.0	< 5.0	< 5.0	< 5.0	< 5.0	< 5.0	< 5.0	< 5.0	< 5.0	< 5.0	< 5.0	< 0.20	< 0.20	< 0.20	< 0.20	< 5.0	< 5.0	< 5.0	< 5.0	< 5.0	< 5.0	< 5	< 5
Semivolatile Organic Compounds																										
2-Methylnaphthalene	*	µg/L	--	--	--	--	--	--	--	--	--	--	--	--	--	--	--	--	--	--	--	--	--		--
Acenaphthene	2,000	µg/L	< 0.5	< 0.5	< 0.5	< 0.5	< 0.5	< 0.50	< 0.50	< 0.50	< 0.50	< 0.19	< 0.19	< 0.097	< 0.095	< 0.11	< 0.11	< 0.19	< 0.19	< 0.19	< 0.19	< 0.19	< 10	< 10	< 10
Acenaphthylene	10	µg/L	< 1.0	< 1.0	< 1.0	< 1.0	< 1.0	< 1.0	< 1.0	< 1.0	< 1.0	< 0.19	< 0.19	< 0.097	< 0.095	< 0.11	< 0.11	< 0.19	< 0.19	< 0.19	< 0.19	< 0.19	< 10	< 10	< 10
Anthracene	10	µg/L	**0.096**	< 0.05	< 0.05	< 0.05	< 0.05	< 0.050	< 0.050	< 0.050	< 0.050	< 0.19	< 0.19	< 0.097	< 0.095	< 0.11	< 0.11	< 0.19	< 0.19	< 0.19	< 0.19	< 0.19	< 10	< 10	< 10
Benz(a)anthracene	0.1	µg/L	< 0.05	< 0.05	< 0.05	< 0.05	< 0.05	< 0.050	< 0.050	< 0.050	< 0.050	< 0.19	< 0.19	< 0.097	< 0.095	< 0.11	< 0.11	< 0.19	< 0.19	< 0.19	< 0.19	< 0.19	< 0.050	< 0.05	< 0.05
Benzo(a)pyrene	0.2	µg/L	< 0.05	< 0.05	< 0.05	< 0.05	< 0.05	< 0.050	< 0.050	< 0.050	< 0.050	< 0.19	< 0.19	< 0.097	< 0.095	< 0.11	< 0.11	< 0.19	< 0.19	< 0.19	< 0.19	< 0.19	< 0.050	< 0.05	< 0.05
Benzo(b)fluoranthene	0.2	µg/L	< 0.1	< 0.1	< 0.1	< 0.1	< 0.1	< 0.10	< 0.10	< 0.10	< 0.10	< 0.19	< 0.19	< 0.097	< 0.095	< 0.11	< 0.11	< 0.19	< 0.19	< 0.19	< 0.19	< 0.19	< 0.10	< 0.1	< 0.1
Benzo(g,h,i)perylene	10	µg/L	< 0.1	< 0.1	< 0.1	< 0.1	< 0.1	< 0.10	< 0.10	< 0.10	< 0.10	< 0.19	< 0.19	< 0.097	< 0.095	< 0.11	< 0.11	< 0.19	< 0.19	< 0.19	< 0.19	< 0.19	< 10	< 10	< 10
Benzo(k)fluoranthene	10	µg/L	< 0.05	< 0.05	< 0.05	< 0.05	< 0.05	< 0.050	< 0.050	**0.060**	< 0.050	< 0.19	< 0.19	< 0.097	< 0.095	< 0.11	< 0.11	< 0.19	< 0.19	< 0.19	< 0.19	< 0.19	< 10	< 10	< 10
Chrysene	0.2	µg/L	< 0.05	< 0.05	< 0.05	< 0.05	< 0.05	< 0.050	< 0.050	< 0.050	< 0.050	< 0.19	< 0.19	< 0.044	< 0.043	< 0.048	< 0.048	< 0.19	< 0.19	< 0.19	< 0.19	< 0.19	< 0.050	< 0.05	< 0.05
Dibenzo(a,h)anthracene	0.3	µg/L	< 0.1	< 0.1	< 0.1	< 0.1	< 0.1	< 0.10	< 0.10	< 0.10	< 0.10	< 0.19	< 0.19	< 0.097	< 0.095	< 0.11	< 0.11	< 0.19	< 0.19	< 0.19	< 0.19	< 0.19	< 0.1	< 0.1	< 0.1
Dibenzofuran	1	µg/L	--	--	--	--	--	--	--	--	--	--	--	--	--	--	--	--	--	--	--	--	--	--	--
Fluoranthene	1,000	µg/L	< 0.1	< 0.1	< 0.1	< 0.1	< 0.1	< 0.10	< 0.10	< 0.10	< 0.10	< 0.19	< 0.19	< 0.097	< 0.095	< 0.11	< 0.11	< 0.19	< 0.19	< 0.19	< 0.19	< 0.19	< 10	< 10	< 10
Fluorene	1,000	µg/L	< 0.1	< 0.1	< 0.1	< 0.1	< 0.1	< 0.10	< 0.10	< 0.10	< 0.10	< 0.19	< 0.19	< 0.097	< 0.095	< 0.11	< 0.11	< 0.19	< 0.19	< 0.19	< 0.19	< 0.19	< 10	< 10	< 10
Indeno(1,2,3-cd)pyrene	0.4	µg/L	< 0.05	< 0.05	< 0.05	< 0.05	< 0.05	< 0.050	< 0.050	**0.065**	< 0.050	< 0.19	< 0.19	< 0.097	< 0.095	< 0.11	< 0.11	< 0.19	< 0.19	< 0.19	< 0.19	< 0.19	< 0.050	< 0.05	< 0.05
Naphthalene	20	µg/L	< 0.5	**3.9**	< 0.5	< 0.5	< 0.5	**2.7**	< 0.50	< 0.50	< 0.50	< 0.19	< 0.19	**1.2**	< 0.095	< 1.0	**0.24**	< 0.19	< 0.19	< 0.19	0.028 J	< 0.19	< 10	< 10	< 10
Phenanthrene	10	µg/L	< 0.05	< 0.05	< 0.05	< 0.05	< 0.05	< 0.50	< 0.050	< 0.050	< 0.050	< 0.19	< 0.19	< 0.097	< 0.095	< 0.11	< 0.11	< 0.19	< 0.19	< 0.19	< 0.19	< 0.19	< 10	< 10	< 10
Pyrene	1,000	µg/L	< 0.05	< 0.05	< 0.05	< 0.05	< 0.05	< 0.050	< 0.050	< 0.050	< 0.050	< 0.19	< 0.19	< 0.097	< 0.095	< 0.11	< 0.11	< 0.19	< 0.19	< 0.19	< 0.19	< 0.19	< 10	< 10	< 10
Inorganic Compounds																										
Aluminum (fume or dust)	*	mg/L	--	--	--	--	--	--	--	--	--	--	--	--	--	--	--	--	--	--	--	--	--	--	--
Antimony	0.01	mg/L	< 0.006	< 0.006	< 0.006	< 0.006	< 0.02	< 0.0200	< 0.0200	< 0.0200	< 0.0200	< 0.020	< 0.020	< 0.0053	< 0.0053	< 0.0053	< 0.0053	< 0.020	< 0.020	< 0.020	< 0.020	< 0.020	< 0.0200	< 0.02	< 0.02
Arsenic	0.05	mg/L	< 0.05	< 0.05	< 0.05	< 0.05	< 0.05	< 0.0500	< 0.0500	< 0.0500	< 0.0500	< 0.020	< 0.020	< 0.0046	< 0.0046	< 0.0046	< 0.0046	< 0.020	< 0.020	< 0.020	< 0.010	< 0.010	<0.0500	< 0.05	< 0.05
Barium	2	mg/L	**0.0761**	**0.064**	**0.0722**	**0.069**	**0.0619**	**0.0536**	**0.0549**	**0.0541**	**0.0519**	**0.050**	**0.055**	**0.062**	**0.062**	**0.061**	**0.059**	**0.054**	**0.05**	**0.06**	**0.057**	**0.069**	**0.0737**	**0.0753**	**0.104**
Beryllium	0.004	mg/L	< 0.004	< 0.004	< 0.004	< 0.004	< 0.01	< 0.0100	< 0.0100	< 0.0100	< 0.0100	< 0.0040	< 0.0040	< 0.00020	< 0.00020	< 0.00020	< 0.00020	< 0.0040	< 0.0040	< 0.0040	< 0.0040	< 0.0040	< 0.0100	< 0.010	< 0.010
Cadmium	0.005	mg/L	< 0.005	< 0.005	< 0.005	< 0.005	< 0.005	< 0.0050	< 0.0050	< 0.0050	< 0.0050	< 0.0050	< 0.0050	< 0.0020	< 0.0020	< 0.0020	< 0.0020	< 0.0050	< 0.0050	< 0.0050	< 0.0050	< 0.0050	< 0.0050	< 0.005	< 0.005
Calcium metal	*	mg/L	--	--	--	--	--	--	--	--	--	--	--	--	--	--	--	--	--	--	--	--	--	--	--
Chromium	0.1	mg/L	< 0.01	< 0.01	< 0.01	< 0.01	< 0.01	< 0.0100	< 0.0100	< 0.0100	< 0.0100	< 0.010	< 0.010	**0.0049 J**	**0.0041 J**	**0.0038 J**	**0.0037 J**	**0.0015 J**	< 0.010	< 0.010	0.0030 J	0.0050 J	< 0.0100	< 0.010	< 0.010
Cobalt	*	mg/L	--	--	--	--	--	--	--	--	--	--	--	--	--	--	--	--	--	--	--	--	--	--	--
Copper	1.3	mg/L	< 0.01	< 0.01	< 0.01	< 0.01	< 0.01	< 0.0100	< 0.0100	< 0.0100	< 0.0100	< 0.020	< 0.020	**0.0058 J**	< 0.0019	< 0.0019	< 0.0019	**0.0030 J**	< 0.020	< 0.020	< 0.020	< 0.020	< 0.0100	< 0.010	< 0.010
Cyanide	0.2	mg/L	< 0.01	< 0.01	< 0.01	< 0.01	< 0.01	< 0.010	< 0.010	< 0.010	< 0.010	< 0.010	< 0.010	< 0.0050	**0.016**	< 0.0050	< 0.0050	< 0.010	< 0.010	< 0.010	< 0.010	0.0066 J	< 0.010	< 0.010	< 0.010
Lead	0.015	mg/L	< 0.01	< 0.01	< 0.01	< 0.01	< 0.01	< 0.0100	< 0.0100	< 0.0100	< 0.0100	< 0.010	< 0.010	< 0.0040	< 0.0040	< 0.0040	< 0.0040	< 0.010	< 0.010	< 0.010	< 0.0050	< 0.0050	< 0.0100	< 0.010	< 0.010
Magnesium	*	mg/L	--	--	--	--	--	--	--	--	--	--	--	--	--	--	--	--	--	--	--	--	--	--	--
Mercury	0.002	mg/L	< 0.0002	< 0.0002	< 0.0002	< 0.0002	< 0.0002	< 0.00020	< 0.00020	< 0.00020	< 0.00020	< 0.00020	< 0.00020	< 0.000091	< 0.000091	< 0.000091	< 0.000091	< 0.00020	< 0.00020	< 0.00020	< 0.00020	< 0.00020	< 0.00020	< 0.0002	< 0.0002
Nickel	0.1	mg/L	< 0.02	< 0.02	< 0.02	< 0.02	< 0.02	< 0.0200	< 0.0200	< 0.0200	< 0.0200	< 0.040	< 0.040	**0.013 J**	**0.0031 J**	< 0.0023	< 0.0023	**0.0071 J**	< 0.040	< 0.040	0.0017 J	0.0039 J	< 0.0200	< 0.02	< 0.02
Potassium	*	mg/L	--	--	--	--	--	--	--	--	--	--	--	--	--	--	--	--	--	--	--	--	--	--	--
Selenium	0.05	mg/L	< 0.02	< 0.02	< 0.02	< 0.02	< 0.02	< 0.0200	< 0.0200	< 0.0200	< 0.0200	< 0.020	< 0.020	< 0.0064	**0.0079 J**	< 0.0064	< 0.0064	< 0.020	< 0.020	< 0.020	0.0079 J	0.0082 J	< 0.0200	< 0.02	< 0.02
Sodium	*	mg/L	--	--	--	--	--	--	--	--	--	--	--	--	--	--	--	--	--	--	--	--	--	--	--
Thallium	0.002	mg/L	< 0.002	< 0.002	< 0.002	< 0.002	< 0.02	< 0.0200	< 0.0200	< 0.0200	< 0.0200	< 0.0010	< 0.0010	< 0.00025	< 0.00025	< 0.00025	< 0.00025	< 0.0010	< 0.0010	< 0.0010	< 0.0010	< 0.0010	< 1.00	< 1.00	< 1
Vanadium (fume or dust)	0.2	mg/L	< 0.01	< 0.01	< 0.01	< 0.01	< 0.01	< 0.0100	< 0.0100	< 0.0100	< 0.0100	< 0.010	< 0.010	**0.0027 J**	**0.0049 J**	**0.0028 J**	< 0.0024	< 0.010	< 0.010	< 0.010	0.0032 J	0.0056 J	< 0.0100	< 0.010	< 0.010
Zinc	2	mg/L	< 0.02	< 0.02	< 0.02	**0.0231**	< 0.02	< 0.0200	< 0.0200	< 0.0200	< 0.0200	< 0.020	< 0.020	**0.038**	< 0.0087	< 0.0087	< 0.0087	< 0.020	< 0.020	< 0.020	< 0.020	< 0.020	< 0.0200	< 0.02	< 0.02

Notes:
* - Not a HSRA regulated compound
ISCO - *in-situ* chemical oxidation
RRS - Risk Reduction Standard

Data Qualifier Defintions:
-- - Not analyzed
B (Inorganics) - Estimated analyte concentration
D - Analyte concentration reported from secondary dilution
DB - Analyte concentration reported from secondary dilution; analyte detected in method blank
H - Holding time exceeded for sample
J - Estimated analyte concentration
JB (Organic) - Estimated analyte concentration; analyte detected in method blank
Bold = Exceeds the laboratory detection limit
Bold and shaded - Analyte concentration exceeds the Type 1 RRS
JM (Organic) - Estimated analyte concentration; spike sample recovery outside control limits
M (Organic) - Spike sample recovery outside control limits
N - Spike sample recovery outside of control limits
R - Sample data results rejected due to deficiencies in the ability to meet quality control standards
< - Analyte not detected at referenced detection limit
UJ - Analyte not detected; low method bias and/or matrix interference
UN - Analyte not detected; spiked sample recovery outside of control limits
UR - Analyte not detected; data rejected
UWN - Analyte not detected; post digestion spike and spike sample recovery outside control limits

Appendix E-3
Summary of Historical Ground Water Sampling Data - Decommissioned Wells
Atlanta Gas Light Company
Former Manufactured Gas Plant Site
Augusta, Ga

Chemical Name	Type 1 Risk Reduction Standard	Location ID	MW-205	MW-205	MW-205	MW-205	MW-205	MW-205	MW-205	MW-205	MW-205	MW-205	MW-205	MW-205	MW-205	MW-205	MW-205	MW-205	MW-205	MW-205	MW-205	MW-205	MW-205	MW-205	MW-205	MW-205	MW-205	MW-205	MW-205	MW-205	MW-205
		Sample Date	7/26/2017	1/25/2017	7/27/2016	1/20/2016	7/16/2014	1/9/2014	1/10/2013	7/26/2012	1/25/2012	7/7/2011	1/20/2011	7/13/2010	1/12/2010	7/29/2009	1/21/2009	7/23/2008	1/10/2008	1/17/2006	7/22/2005	7/16/2004	1/24/2004	7/18/2003	4/4/2002	1/22/2002	1/22/2002 DUP	7/17/2001	7/17/2001 DUP	1/23/2001
		Unit	Post-ISCO																		Pre-ISCO										
Field Parameters																															
Conductivity	*	mS/cm	0.617	0.626	0.667	0.532	0.568	0.455	0.464	0.202	0.417	0.463	0.85	0.41	0.486	0.548	0.33	0.577	0.497	--	--	--	--	--	--	--	--	--	--	--	--
Dissolved Oxygen (YSI)	*	mg/L	0.08	0.08	0.13	0.22	0.23	0.39	0.36	0.25	1.04	0.28	5.44	0.23	1.37	1.18	5.96	0.61	1.03	--	--	--	--	--	--	--	--	--	--	--	--
Oxidation Reduction Potential	*	mV	-59.6	-73	-71.7	-96.6	-107.1	-103.4	18.1	-29.2	-57.8	-59.6	57.3	-109.7	8.15	-36.8	-27	-29.8	-60.1	--	--	--	--	--	--	--	--	--	--	--	--
pH	*	SU	6.0	6.03	6.05	6.2	6.43	6.25	6.32	6.21	6.27	6.60	0.382	5.95	6.15	6.43	0.426	6.08	5.79	--	--	--	--	--	--	--	--	--	--	--	--
Temperature	*	Celsius	24.31	20.46	23.8	19.39	22.24	18.74	21.13	21.81	20.56	24.56	17.03	21.64	15.94	23.08	19.82	26.48	22.91	--	--	--	--	--	--	--	--	--	--	--	--
Turbidity	*	NTU	5.32	2.79	6.38	7.64	11.1	7.53	6.42	10.5	9.26	26.6	11.4	3.1	9.3	8	4.2	8.76	2.29	--	--	--	--	--	--	--	--	--	--	--	--
Monitored Natural Attenuation Parameters																															
Carbon Dioxide	*	µg/L	--	--	--	--	342	332	140	140	2,800 B	380 B	2,300	2,600	1,900	2,100 *	2,300	3,000	< 1000	--	--	--	--	--	--	--	--	--	--	--	--
Iron	*	mg/L	--	--	--	--	--	--	--	--	--	--	--	--	--	--	--	--	--	54.8	34.2	0.34	0.46	0.19	--	1.1	1.2	0.36	0.52	0.49	
Iron, as Ferrous (Fe+2)	*	mg/L	--	--	--	--	3.78	0.949	0.35 HF	0.29 HF	1.7 HF	0.045 J HF	1.9 HF	2.0 HF	0.33 HF	< 0.10 HF	0.50 HF	0.19	5.87	--	--	--	--	--	--	--	--	--	--	--	--
Manganese, Total	*	mg/L	--	--	--	--	--	--	--	--	--	--	--	--	--	--	--	--	--	2.46	3.8	1.7	1.7	1.6	--	1.5	1.6	1.4	1.4	1.5	
Manganese, Dissolved	*	mg/L	--	--	--	--	--	--	--	--	--	--	--	--	--	--	--	--	--	--	--	--	--	--	--	--	--	--	--	--	--
Methane	*	µg/L	--	--	--	--	180	290	380	2000	230	260	250	130	520	310	250	300	490	--	--	--	--	--	--	--	--	--	--	--	--
Nitrate	*	mg/L	--	--	--	--	< 0.25	<0.25	< 0.25	< 0.25	< 0.25	< 0.075	< 0.36	<1.1	< 1.1	< 1.1	< 0.050	0.20	< 0.25	--	--	--	--	--	--	--	--	--	--	--	--
Nitrogen	*	mg/L	--	--	--	--	--	--	--	--	--	--	--	--	--	--	--	--	--	--	--	--	--	--	--	--	--	--	--	--	--
Nitrogen, ammonia (as N)	*	mg/L	--	--	--	--	--	--	--	--	--	--	--	--	--	--	--	--	--	--	--	--	--	--	--	--	--	--	--	--	--
Oxygen	*	mg/L	--	--	--	--	6 H	6.82 H	5.1	2.4	1.6	1.3	1.2	1.4	1.3	2.1	1.3	0.99	1.9	--	--	--	--	--	--	--	--	--	--	--	--
Sulfate	*	mg/L	--	--	--	--	79	7.8	< 5.0	< 5.0	3.2 J	< 2.6	6.5	23	16	24	26	41	86	--	--	--	--	--	--	--	--	--	--	--	--
Sulfide	*	mg/L	--	--	--	--	--	--	--	--	--	--	--	--	--	--	--	--	--	--	--	--	--	--	--	--	--	--	--	--	--
Volatile Organic Compounds																															
Acetone	4,000	µg/L	< 50	< 50	< 50	< 50	< 50	<50	< 100	< 100	5.7 J	21 J	< 500	< 1000	< 10000	< 2000	< 2000	< 5000	150	2,000	5,400	< 2,500	< 2,500	< 1,300	--	< 1,200	< 1,200	< 620	< 1,200	< 1,200	
Benzene	5	µg/L	390	690	730	1000	1,100	3,100	4,300 D	3,300 D	6,600	12,000	8,900	5,600	12,000	7,500 D	2,700	5,500	8,300	6,500	5,500	4,100	3,500	3,300	6,400	6,400	6,000	5,500 D	6,500	7,700	
Carbon Disulfide	4,000	µg/L	< 5.0	< 5.0	< 5.0	< 5.0	< 5.0	<5.0	< 5.0	< 5.0	< 0.60	< 0.60	< 60	< 500	< 500	< 100	< 100	< 250	< 5.0	< 200	< 200	< 100	< 100	< 50	--	< 50	< 50	< 50	< 50	< 50	
Ethylbenzene	700	µg/L	130	110	72	95	170	360	400 D	490 D	660	510 J	490 J	220	750	440	< 100	200 J	160	< 200	130	180	260	240	280	350	360	450	610	470	
Methylene Chloride	5	µg/L	< 5.0	< 5.0	< 5.0	< 5.0	< 5.0	<5.0	< 5.0	< 5.0	< 1.0	< 1.0	< 100	< 50	< 500	< 100	260	< 250	< 5.0	< 200	< 100	< 500	< 500	< 250	< 250	< 250	< 250	< 0.12	< 250	55 JB	
Toluene	1,000	µg/L	35	130	90	120	77	99	940 D	1,100 D	1,500	4,300	1,400	340	2,200	1,300	650	1,600	2,800	5,100	4,300	2,500	2,400	2,400	5,800	6,700	6,400	6,700 D	8,400	8,100	
Trichloroethylene	5	µg/L	< 5.0	< 5.0	< 5.0	< 5.0	< 5.0	<5.0	< 5.0	< 5.0	< 0.13	< 0.13	< 13	< 50	< 500	< 100	< 100	< 250	< 5.0	< 200	< 200	< 100	< 100	< 50	< 50	< 50	< 50	< 0.025	< 50	< 50	
Xylenes, total	2,000	µg/L	93	110	100	166	220	250	500 D	640 D	640	1,000	680	520	1,100	940	790	970	1,100	1,600	1,100	1,800	2,200	2,300	--	3,400	3,500	4,600	6,100	4,600	
Semivolatile Organic Compounds																															
2-Methylnaphthalene	*	µg/L	--	--	--	--	--	--	--	--	--	--	--	--	--	--	--	--	--	1,200	2,500	760	1,200	820	--	1,100	1,200	1,400 D	1,200 D	1,200	
Acenaphthene	2,000	µg/L	< 50	9.1	8.0	< 50	12	14	<22	11	11	2.6	6.8	5.2	3.1	< 10 *	< 38	2.5 J	< 10	< 27	< 30	< 200	< 160	20	42 J	23 J	23 J	27 J	26 J	26 J	
Acenaphthylene	10	µg/L	7.5	6.6	5.0	5.8	7.0	6.7	<22	6.9	14	2.6	18	11	11	11	9.5 J	6.3	22	65	490	200	190	300	580	350	400	460	430	380	
Anthracene	10	µg/L	3.0	3.6	2.9	3.1	4.3	3.7	<22	< 3.9	4.3	2.9	4.7	3.6	4.2	< 10	< 38	3.2 J	10	< 27	88	< 200	15	< 10	38 J	10 J	10 J	15 J	18 J	15 J	
Benz(a)anthracene	0.1	µg/L	0.88	0.92	0.42	0.55	2.5	1.3	<22	< 3.9	1.5 J	2.1	1.7 J	1.2 J	3.4	< 10	< 38	0.52 J	0.78	< 27	86	< 200	3.8	< 10	20 J	< 200	< 100	6.1 J	9.3 J	3.2 J	
Benzo(a)pyrene	0.2	µg/L	0.28	0.33	0.064	0.16	1.8	0.73	<22	< 3.9	< 1.1	1.4	1.1 J	< 1.9	2.9	< 10	< 38	< 3.9	0.16	< 27	55	< 200	4.2	< 10	14 J	< 200	< 100	3.3 J	5.6 J	< 50	
Benzo(b)fluoranthene	0.2	µg/L	0.32	0.27	0.1	0.19	1.7	0.59	<22	< 3.9	< 1.1 *	0.86	< 1.0	< 1.9 *	2	< 10	< 38	< 3.9	0.20	< 27	49	< 200	4	< 10	10 J	< 200	< 100	2.7 J	0.43 J	< 50	
Benzo(g,h,i)perylene	10	µg/L	0.14	0.14	< 0.1	0.11	0.76	0.27	<22	< 3.9	< 1.1	0.41	< 1.0	< 1.9	<2.0	< 10	< 38	< 3.9	< 10	< 27	34	< 200	1.5	< 10	< 100	< 200	< 100	< 50	< 50	< 50	
Benzo(k)fluoranthene	10	µg/L	0.11	0.13	< 0.05	0.066	0.59	0.2	<22	< 3.9	< 1.1	1.0	< 1.0	< 1.9	<2.0	< 10	< 38	< 3.9	< 10	< 27	32	< 200	< 0.2	< 10	< 100	< 200	< 100	< 50	< 50	< 50	
Chrysene	0.2	µg/L	0.59	0.69	0.26	0.29	2	0.9	<22	< 3.9	1.4 J	1.7	1.6 J	0.97 J	2.6	< 10	< 38	< 3.9	0.62	< 27	85	< 200	3.4	< 10	19 J	< 200	< 100	5.8 J	9.1 J	3.3 J	
Dibenzo(a,h)anthracene	0.3	µg/L	< 0.1	< 0.1	< 0.1	< 0.1	0.19	<0.10	<22	< 3.9	< 1.1	0.18 J	< 1.0	< 1.9	< 2.0	< 10	< 38	< 3.9	< 0.10	< 27	< 30	< 200	< 0.2	< 10	< 100	< 200	< 100	< 50	< 50	< 50	
Dibenzofuran	1	µg/L	--	--	--	--	--	--	--	--	--	--	--	--	--	--	--	--	--	< 130	50	< 200	< 160	12	--	14 J	16 J	17 J	17 J	18 J	
Fluoranthene	1,000	µg/L	4.4	4.8	3.1	3.4	5.6	4.3	<22	< 3.9	6.2	3.5	6.8	4.4	8.5	< 10	3.7 J	3.8 J	< 10	98	200	< 200	13	< 10	43 J	< 200	5.1 J	14 J	20 J	11 J	
Fluorene	1,000	µg/L	14	18	16	16	31	38	33	47	68	38	75	46	29	48	21 J	10	26	97	260	< 200	< 160	51	120	58 J	61 J	76	76	90	
Indeno(1,2,3-cd)pyrene	0.4	µg/L	0.11	0.12	< 0.05	0.1	0.65	0.24	<22	< 3.9	< 1.1	0.32	< 1.0	< 1.9	< 2.0	< 10	< 38	< 3.9	0.11	< 27	44	< 200	1.2	< 10	< 100	< 200	< 100	< 50	< 50	< 50	
Naphthalene	20	µg/L	400	210	190	66	390	1,300	1,400 D	2,300	600 D	0.53	3,800	1,300	1,400	1,900 B	2,200	2,000	2,900	5,500	17,000	5,700	8,800	12,000	7,700 D	13,000 D	15,000 D	17,000 D	14,000 D	12,000 D	
Phenanthrene	10	µg/L	26	24	20	18	38	41	30	40	56	17	46 *	35	22	17	13 J	28	64	300	580	< 200	< 160	50	210	69 J	71 J	91	110	90	
Pyrene	1,000	µg/L	5.5	6.1	3.6	4.0	7.2	5	<22	4.6	7.4	7.7	8.8	6	10	< 10	5.6 J	3.9	< 10	120	220	< 200	14	< 10	69 J	< 200	6.9 J	20 J	31 J	14 J	
Inorganic Compounds																															
Aluminum (fume or dust)	*	mg/L	--	--	--	--	--	--	--	--	--	--	--	--	--	--	--	--	--	29.6	115	< 0.2	< 0.2	< 0.2	--	0.041 B	0.062 B	0.21 N	0.43 N	0.21	
Antimony	0.01	mg/L	< 0.006	< 0.006	< 0.006	< 0.006	< 0.0200	< 0.0200	< 0.020	< 0.020	< 0.0053	< 0.0053	< 0.0053	< 0.020	< 0.020	< 0.020	< 0.020	< 0.020	< 0.0200	< 0.01	< 0.06	< 0.02	< 0.02	< 0.02	--	< 0.02	< 0.02	< 0.02	< 0.02	< 0.02	
Arsenic	0.05	mg/L	< 0.05	< 0.05	< 0.05	< 0.05	< 0.0500	< 0.0500	< 0.020	< 0.020	< 0.0046	< 0.0046	< 0.0046	0.0059 J	< 0.020	< 0.020	0.0063 J	< 0.010	<0.0500	0.0195	0.0266	< 0.01	< 0.01	< 0.01	--	< 0.01	< 0.01	< 0.01	< 0.01	< 0.01	
Barium	2	mg/L	0.0128	0.00772	0.00877	< 0.02	< 0.0200	<0.0200	< 0.010	< 0.010	0.0078 J	0.020	0.013	0.012	< 0.010	< 0.010	0.0055 J	0.0097 J	< 0.0200	< 0.2	0.075	0.14	0.14	0.13	--	0.11	0.11	0.12	0.12	0.13	
Beryllium	0.004	mg/L	< 0.004	< 0.004	< 0.004	< 0.004	< 0.0100	< 0.0100	< 0.0040	< 0.0040	< 0.00020	< 0.00020	0.00042 JB	0.00027 J	< 0.0040	< 0.0040	< 0.0040	< 0.0040	< 0.0100	0.0074	0.0233	< 0.004	< 0.004	< 0.004	--	< 0.004	< 0.004	< 0.004	< 0.004	< 0.004	
Cadmium	0.005	mg/L	< 0.005	< 0.005	< 0.005	< 0.005	< 0.0050	< 0.0050	< 0.0050	< 0.0050	< 0.0020	< 0.0020	< 0.0020	< 0.0050	< 0.0050	< 0.0050	< 0.0050	< 0.0050	< 0.0050	< 0.002	< 0.005	< 0.005	< 0.005	< 0.005	--	< 0.005	< 0.005	< 0.005	< 0.005	< 0.005	
Calcium metal	*	mg/L	--	--	--	--	--	--	--	--	--	--	--	--	--	--	--	--	--	43	65.7	63	65	60	--	53	54	51	52	54	
Chromium	0.1	mg/L	< 0.01	< 0.01	< 0.01	< 0.01	0.0133	< 0.0100	< 0.010	< 0.010	0.0014 J	0.0035 J	0.0035 J	0.0043 J	< 0.010	< 0.010	0.0033 JB	0.0027 J	< 0.0100	0.178	0.494	< 0.01	< 0.01	< 0.01	--	< 0.01	< 0.01	< 0.01	< 0.01	< 0.01	
Cobalt	*	mg/L	--	--	--	--	--	--	--	--	--	--	--	--	--	--	--	--	--	0.314	0.607	< 0.01	< 0.01	< 0.01	--	0.0054 B	0.0061 B	0.0047 B	0.0054 B	0.0060 B	
Copper	1.3	mg/L	< 0.01	< 0.01	< 0.01	< 0.01	< 0.0100	< 0.0100	< 0.020	< 0.020	< 0.0019	0.0033 J	0.0050 JB	0.0024 J	< 0.020	< 0.020	< 0.020	< 0.020	< 0.0100	0.0365	0.212	< 0.02	< 0.02	< 0.02	--	< 0.02	< 0.02	< 0.02	< 0.02	0.0013 B	
Cyanide	0.2	mg/L	< 0.01	< 0.01	< 0.01	0.012	0.012	< 0.010	<0.010	0.012	0.012	0.014	0.020	0.013	0.025	0.033	0.03	0.0084 J	0.023	< 0.01	< 0.01	< 0.01	< 0.01	< 0.015	--	< 0.01	< 0.01	< 0.01	< 0.01	< 0.01	
Lead	0.015	mg/L	< 0.01	< 0.01	< 0.01	< 0.01	< 0.0100	< 0.0100	< 0.010	< 0.010	< 0.0040	0.0053 J	< 0.0040	< 0.010	< 0.010	< 0.010	< 0.0050	< 0.0050	< 0.0100	< 0.003	0.0293	< 0.005	< 0.005	< 0.005	--	< 0.005	< 0.005	< 0.005	< 0.005	< 0.005	
Magnesium	*	mg/L	--	--	--	--	--	--	--	--	--	--	--	--	--	--	--	--	--	38.9	58.2	54	55	58	--	47	49	46	46	49	
Mercury	0.002	mg/L	< 0.0002	< 0.0002	< 0.0002	< 0.0002	< 0.00020	< 0.00020	< 0.00020	< 0.00020	< 0.000091	< 0.000091	< 0.000091	< 0.00020	< 0.00020	< 0.00020	< 0.00020	< 0.00020	< 0.00020	< 0.0002	< 0.0002	< 0.0002	< 0.0002	< 0.0002	--	< 0.0002	< 0.0002	< 0.0002	< 0.0002	< 0.0002	
Nickel	0.1	mg/L	< 0.02	< 0.02	< 0.02	< 0.02	< 0.0200	< 0.0200	< 0.040	< 0.040	0.0030 J	0.0059 J	0.0060 J	0.0096 J	< 0.040	< 0.040	0.029 J	0.03 J	< 0.0200	0.196	0.385	< 0.04	< 0.04	< 0.04	--	< 0.04	< 0.04	< 0.04	< 0.04	< 0.04	
Potassium	*	mg/L	--	--	--	--	--	--	--	--	--	--	--	--	--	--	--	--	--	8.95	14	1.7	1.5	1.2	--	1.3	1.3	1.3	1.3	1.3	
Selenium	0.05	mg/L	< 0.02	< 0.02	< 0.02	< 0.02	< 0.0200	< 0.0200	< 0.020	< 0.020	< 0.0064	< 0.0064	< 0.0064	< 0.020	< 0.020	< 0.020	< 0.010	< 0.010	< 0.0200	0.0102	0.0227	< 0.01	< 0.01	< 0.01	--	< 0.01	< 0.01	< 0.01	< 0.01	< 0.01	
Sodium	*	mg/L	--	--	--	--	--	--	--	--	--	--	--	--	--	--	--	--	--	21.6	26.9	97	87	79	--	55	56	67	68	66	
Thallium	0.002	mg/L	< 0.002	< 0.002	< 0.002	< 0.002	< 0.0200	< 0.0200	< 0.0010	< 0.0010	< 0.00025	< 0.00025	< 0.00025	< 0.0010	< 0.0010	< 0.0010	< 0.0010	< 0.0010	< 1.00	< 0.001	< 0.001	< 0.002	< 0.001	< 0.002	--	< 0.002	< 0.002	< 0.002	< 0.002	< 0.002	
Vanadium (fume or dust)	0.2	mg/L	< 0.01	< 0.01	< 0.01	< 0.01	< 0.0100	< 0.0100	< 0.010	< 0.010	< 0.0024	< 0.0024	< 0.0024	< 0.010	< 0.010	< 0.010	< 0.010	< 0.010	< 0.0100	0.235	0.75	< 0.01	< 0.01	< 0.01	--	< 0.01	< 0.01	< 0.01	< 0.01	< 0.01	
Zinc	2	mg/L	< 0.02	< 0.02	< 0.02	0.0341	< 0.0200	< 0.0200	< 0.020	< 0.020	< 0.0087	0.03	0.03	0.022	< 0.020	< 0.020	0.022	< 0.020	< 0.0200	0.38	0.992	< 0.02	< 0.02	0.05	--	0.009 B	0.011 B	0.01 B	0.0076 B	0.02 B	

Notes:
* - Not a HSRA regulated compound
ISCO - *in-situ* chemical oxidation
RRS - Risk Reduction Standard

Data Qualifier Defintions:
-- - Not analyzed
B (Inorganics) - Estimated analyte concentration
D - Analyte concentration reported from secondary dilution
DB - Analyte concentration reported from secondary dilution; analyte detected in method blank
H - Holding time exceeded for sample
J - Estimated analyte concentration
JB (Organic) - Estimated analyte concentration; analyte detected in method blank
Bold = Exceeds the laboratory detection limit
Bold and shaded - Analyte concentration exceeds the Type 1 RRS
JM (Organic) - Estimated analyte concentration; spike sample recovery outside control limits
M (Organic) - Spike sample recovery outside control limits
N - Spike sample recovery outside of control limits
R - Sample data results rejected due to deficiencies in the ability to meet quality control standards
< - Analyte not detected at referenced detection limit
UJ - Analyte not detected; low method bias and/or matrix interference
UN - Analyte not detected; spiked sample recovery outside of control limits
UR - Analyte not detected; data rejected
UWN - Analyte not detected; post digestion spike and spike sample recovery outside control limits

Appendix E-3
Summary of Historical Ground Water Sampling Data - Decommissioned Wells
Atlanta Gas Light Company
Former Manufactured Gas Plant Site
Augusta, Ga

Chemical Name	Type 1 Risk Reduction Standard	Location ID	MW-213	MW-213	MW-213	MW-213	MW-213	MW-213	MW-213	MW-213	MW-213	MW-213	MW-213	MW-213	MW-213	MW-213	MW-213	MW-213	MW-213	MW-213	MW-213	MW-213	MW-213	MW-213	MW-213	MW-213	MW-213
		Sample Date	7/27/2017	1/25/2017	7/27/2016	1/20/2016	7/28/2015	1/13/2015	7/15/2014	1/8/2014	7/10/2013	1/9/2013	7/25/2012	1/18/2012	7/5/2011	1/19/2011	7/13/2010	1/12/2010	7/22/2009	1/20/2009	7/23/2008	1/10/2008	8/21/2007**	7/11/2007	2/13/2007	10/3/2006	4/4/2002
		Unit	Post-Extraction					During Extraction																		Pre-Extraction	
Field Parameters																											
Conductivity	*	mS/cm	0.665	0.631	0.636	0.495	--	--	--	--	--	--	--	--	--	--	--	--	--	--	--	--	--	--	--	--	--
Dissolved Oxygen (YSI)	*	mg/L	0.17	0.17	0.25	0.3	--	--	--	--	--	--	--	--	--	--	--	--	--	--	--	--	--	--	--	--	--
Oxidation Reduction Potential	*	mV	-34	-43.5	-28.3	-41.6	--	--	--	--	--	--	--	--	--	--	--	--	--	--	--	--	--	--	--	--	--
pH	*	SU	6.3	6.29	6.26	6.27	--	--	--	--	--	--	--	--	--	--	--	--	--	--	--	--	--	--	--	--	--
Temperature	*	Celsius	23.99	20.94	24.85	18.56	--	--	--	--	--	--	--	--	--	--	--	--	--	--	--	--	--	--	--	--	--
Turbidity	*	NTU	9.71	6.57	8.91	2.56	--	--	--	--	--	--	--	--	--	--	--	--	--	--	--	--	--	--	--	--	--
Volatile Organic Compounds																											
Acetone	4,000	µg/L	< 2500	< 500	< 500	< 50	< 2500	< 50	< 50	<2,500	< 50	< 5,000	< 5,000	< 250	< 250	< 250	< 5000	< 5000	< 1000	< 1000	< 5000	< 50	< 5,000	< 50	< 50	50 U	--
Benzene	5	µg/L	**7800**	**7500**	**7200**	**7400**	**8400**	**8,900**	**950**	**6,000**	**7,100**	**8,300**	**6,500**	**5,100**	**6,700**	**6,000**	**5,100**	**6,500**	**4,500**	**870**	**4,600**	**4,300**	**2,500**	--	**750**	5 U	1.0 U
Carbon Disulfide	4,000	µg/L	< 250	< 50	< 50	< 5.0	< 250	< 5.0	< 5.0	<250	< 5.0	< 250	< 250	< 30	< 30 *	< 30	< 250	< 250	< 50	< 50	< 250	< 5.0	< 500	< 5	< 5	5 U	--
Ethylbenzene	700	µg/L	**1200**	**1600**	**1400**	**1500**	**1500**	**1,500**	**110**	**1,300**	**1,300**	**1,600**	**1,100**	**1,000**	**1,200**	**1,400**	**1,100**	**1,700**	**1,300**	**260**	**930**	**1,300**	**740**	--	**470**	5 U	1.0 U
Methylene Chloride	5	µg/L	**290**	< 50	< 50	< 5.0	< 250	< 5.0	< 5.0	<250	< 5.0	< 250	< 250	< 50	< 50	< 50	< 250	< 250	< 50	< 50	< 250	< 5.0	< 500	< 5	< 5	5 U	5.0 U
Toluene	1,000	µg/L	< 250	**180**	**230**	**290**	**490**	**460**	**59**	**800**	**720**	**640**	**670**	**710**	**960**	**950**	**810**	**1,700**	**1,400**	**5.3 J**	**1,400**	**1,700**	**1,200**	--	**590**	5 U	1.0 U
Trichloroethylene	5	µg/L	< 250	< 50	< 50	< 5.0	< 250	< 5.0	< 5.0	<250	< 5.0	< 250	< 250	< 6.5	< 6.5	< 6.5	< 250	< 250	< 50	< 50	< 250	< 5.0	< 500	< 5	< 5	5 U	1.0 U
Xylenes, total	2,000	µg/L	**520**	**910**	**860**	**930**	**900**	**1,300**	**95**	**1,300**	**1,800**	**1,400**	**1,100**	**950**	**1,100**	**1,500**	**1100**	**2100**	**1500**	**330**	**1200**	**1,500**	**1,600**	--	**370**	5 U	--
Semivolatile Organic Compounds																											
2-Methylnaphthalene	*	µg/L	--	--	--	--	--	--	--	--	--	--	--	--	--	--	--	--	--	--	--	--	--	--	--	--	--
Acenaphthene	2,000	µg/L	**77**	**98**	**93**	**60**	**64**	**180**	**9.1**	**52**	**63**	< 220	< 210	**67**	**32**	**25**	**29**	**54**	**58**	**28**	**16**	**35 J**	--	**20**	**15**	10 U	10 U
Acenaphthylene	10	µg/L	**49**	**39**	**45**	**37**	**95**	**180**	< 1.0	<1,000	**82**	< 220	< 210	**170**	**86**	**53**	**38**	**98**	**100**	**2.6**	**55**	**140 J**	--	**81**	**40**	10 U	**0.81 J**
Anthracene	10	µg/L	**2.6**	**3.8**	**3.2**	**2.6**	**3.2**	**7.9**	**0.43**	**3.1**	**2.7**	< 220	< 210	**4.1**	**2.3**	< 10	**1.1 J**	**2.8**	< 9.7	**0.27 J**	< 9.7	< 10	--	< 10	< 10	10 U	10 U
Benzo(a)anthracene	0.1	µg/L	< 0.05	< 0.05	< 0.05	0.068	< 0.05	< 0.5	< 0.05	**0.058**	< 0.05	< 220	< 210	< 0.096	< 0.095	< 10	< 1.9	< 1.9	< 9.7	< 1.9	< 9.7	< 0.05	--	< 0.05	< 0.05	0.05 U	10 U
Benzo(a)pyrene	0.2	µg/L	< 0.05	< 0.05	< 0.05	< 0.05	< 0.05	< 0.05	< 0.05	< 0.05	< 0.05	< 220	< 210	< 0.096	< 0.095	< 10	< 1.9	< 1.9	< 9.7	< 1.9	< 9.7	< 0.05	--	< 0.05	< 0.05	0.05 U	10 U
Benzo(b)fluoranthene	0.2	µg/L	< 0.1	< 0.1	< 0.1	< 0.1	< 0.1	< 0.10	< 0.10	< 0.10	< 0.10	< 220	< 210	< 0.096	< 0.095	< 10	< 1.9	< 1.9	< 9.7	< 1.9	< 9.7	< 0.10	--	< 0.1	< 0.1	0.1 U	10 U
Benzo(g,h,i)perylene	10	µg/L	< 0.1	< 0.1	< 0.1	< 0.1	< 0.1	< 0.10	< 0.10	< 0.10	< 0.10	< 220	< 210	< 0.096	< 0.095	< 10	< 1.9	< 1.9	< 9.7	< 1.9	< 9.7	< 10	--	< 10	< 10	10 U	10 U
Benzo(k)fluoranthene	10	µg/L	< 0.05	< 0.05	< 0.05	< 0.05	< 0.05	< 0.05	< 0.05	< 0.05	< 0.05	< 220	< 210	< 0.096	< 0.095	< 10	< 1.9	< 1.9	< 9.7	< 1.9	< 9.7	< 10	--	< 10	< 10	10 U	10 U
Chrysene	0.2	µg/L	< 0.05	< 0.05	< 0.05	< 0.05	< 0.05	< 0.05	< 0.05	< 0.05	< 0.05	< 220	< 210	< 0.043	< 0.043	< 4.5	< 1.9	< 1.9	< 9.7	< 1.9	< 9.7	< 0.05	--	< 0.05	< 0.05	0.05 U	10 U
Dibenzo(a,h)anthracene	0.3	µg/L	< 0.1	< 0.1	< 0.1	< 0.1	< 0.1	< 0.10	< 0.10	< 0.10	< 0.10	< 220	< 210	< 0.096	< 0.095	< 10	< 1.9	< 1.9	< 9.7	< 1.9	< 9.7	< 0.1	--	< 0.1	< 0.1	0.1 U	10 U
Dibenzofuran	1	µg/L	--	--	--	--	--	--	--	--	--	--	--	--	--	--	--	--	--	--	--	--	--	--	--	--	--
Fluoranthene	1,000	µg/L	**0.51**	**0.57**	**0.53**	**0.55**	**0.73**	**1.3**	< 0.10	**0.77**	**0.59**	< 220	< 210	**1.1 J**	**0.40**	< 10	< 1.9	< 1.9	< 9.7	< 1.9	< 9.7	< 10	--	< 10	< 10	10 U	10 U
Fluorene	1,000	µg/L	**15**	**18**	**18**	**10**	**15**	**51**	**1.3**	**15**	**23**	< 220	< 210	**20**	**20**	**11 J**	**9.4**	**24**	**25**	**3.5**	**8.5 J**	**21 J**	--	< 10	< 10	10 U	10 U
Indeno(1,2,3-cd)pyrene	0.4	µg/L	< 0.05	< 0.05	< 0.05	< 0.05	< 0.05	< 0.05	< 0.05	< 0.05	< 0.05	< 220	< 210	< 0.096	< 0.095	< 10	< 1.9	< 1.9	< 9.7	< 1.9	< 9.7	< 0.05	--	< 0.05	< 0.05	0.05 U	10 U
Naphthalene	20	µg/L	**5400**	**6200**	**6000**	**4700**	**7100**	**14,000**	< 0.50	**6,400**	**6,700**	**5,900**	**6,000**	**1,600 D**	**4,200**	**4,400**	**2,400**	**6,500**	**8,500**	**850**	**3,700**	**7,600 J**	--	**3,600**	**2,500**	10 U	**5.9 J**
Phenanthrene	10	µg/L	**20**	**21**	**21**	**15**	**21**	**52**	**0.83**	**23**	**22**	< 220	< 210	**34**	**18**	**12 J**	**7.3**	**21**	**24**	**1.2 J**	**6.7 J**	**17 J**	--	< 10	< 10	10 U	**1.2 J**
Pyrene	1,000	µg/L	**0.52**	**0.62**	**0.52**	**0.51**	**0.75**	**1.3**	< 0.05	**0.75**	**0.57**	< 220	< 210	**1.1 J**	**0.47**	< 10	< 1.9	< 1.9	< 9.7	< 1.9	< 9.7	<10	--	< 10	< 10	10 U	10 U
Inorganic Compounds																											
Aluminum (fume or dust)	*	mg/L	--	--	--	--	--	--	--	--	--	--	--	--	--	--	--	--	--	--	--	--	--	--	--	--	--
Antimony	0.01	mg/L	< 0.006	< 0.006	< 0.006	< 0.006	< 0.02	< 0.02	< 0.02	< 0.02	< 0.02	< 0.02	< 0.02	< 0.0053	< 0.0053	< 0.0053	< 0.020	< 0.020	< 0.020	< 0.020	< 0.02	< 0.02	--	< 0.02	< 0.02	0.02 U	--
Arsenic	0.05	mg/L	< 0.05	< 0.05	< 0.05	< 0.05	< 0.05	< 0.05	< 0.05	< 0.05	< 0.05	< 0.02	< 0.02	< 0.0046	< 0.0046	< 0.0046	< 0.020	< 0.020	< 0.020	< 0.010	< 0.01	< 0.05	--	< 0.05	< 0.05	0.05 U	--
Barium	2	mg/L	**1.04**	**0.916**	**1.08**	**1.05**	**0.961**	**0.927**	**0.658**	**0.846**	**0.912**	**0.90**	**0.96**	**0.87**	**0.89**	**0.85**	**0.79**	**0.95**	**0.82**	**0.62**	**0.85**	**0.815**	--	**0.626**	**0.573**	**0.155**	--
Beryllium	0.004	mg/L	< 0.004	< 0.004	< 0.004	< 0.004	< 0.01	< 0.01	< 0.01	< 0.01	< 0.01	< 0.0040	< 0.0040	< 0.00020	< 0.00020	**0.00033 J**	< 0.0040	< 0.0040	< 0.0040	< 0.0040	< 0.004	< 0.01	--	< 0.01	< 0.01	0.01 U	--
Cadmium	0.005	mg/L	< 0.005	< 0.005	< 0.005	< 0.005	< 0.005	< 0.005	< 0.005	< 0.005	< 0.005	< 0.0050	< 0.0050	< 0.0020	< 0.0020	< 0.0020	< 0.0050	< 0.0050	< 0.0050	< 0.0050	< 0.005	< 0.005	--	< 0.005	< 0.005	0.005 U	--
Calcium metal	*	mg/L	--	--	--	--	--	--	--	--	--	--	--	--	--	--	--	--	--	--	--	--	--	--	--	--	--
Chromium	0.1	mg/L	< 0.01	< 0.01	< 0.01	< 0.01	< 0.01	< 0.01	< 0.01	< 0.01	< 0.01	< 0.010	< 0.010	< 0.0012	< 0.0012	**0.0017 J**	< 0.010	< 0.010	< 0.010	< 0.010	< 0.01	< 0.01	--	< 0.01	< 0.01	0.01 U	--
Cobalt	*	mg/L	--	--	--	--	--	--	--	--	--	--	--	--	--	--	--	--	--	--	--	--	--	--	--	--	--
Copper	1.3	mg/L	< 0.01	< 0.01	< 0.01	< 0.01	< 0.01	< 0.01	< 0.01	< 0.01	< 0.01	< 0.02	< 0.02	< 0.0019	< 0.0019	**0.0033 JB**	< 0.020	< 0.020	< 0.020	**0.016 J**	< 0.02	< 0.01	--	< 0.01	< 0.01	0.01 U	--
Cyanide	0.2	mg/L	< 0.01	< 0.01	< 0.01	< 0.01	< 0.01	**0.014**	< 0.01	**0.016**	< 0.01	**0.015**	**0.021**	**0.017**	**0.034**	**0.010**	**0.011**	< 0.010	< 0.010	< 0.010	**0.0094 J**	< 0.01	--	< 0.002	< 0.002	0.01 U	--
Iron	*	mg/L	--	--	--	--	--	--	--	--	--	--	--	--	--	--	--	--	--	--	--	--	--	--	--	--	--
Lead	0.015	mg/L	< 0.01	< 0.01	< 0.01	< 0.01	< 0.01	< 0.01	< 0.01	< 0.01	< 0.01	< 0.010	< 0.010	< 0.0040	< 0.0040	< 0.0040	< 0.010	< 0.010	< 0.010	< 0.0050	< 0.005	< 0.01	--	< 0.01	< 0.01	0.01 U	--
Magnesium	*	mg/L	--	--	--	--	--	--	--	--	--	--	--	--	--	--	--	--	--	--	--	--	--	--	--	--	--
Manganese	*	mg/L	--	--	--	--	--	--	--	--	--	--	--	--	--	--	--	--	--	--	--	--	--	--	--	--	--
Mercury	0.002	mg/L	< 0.0002	< 0.0002	< 0.0002	< 0.0002	< 0.0002	< 0.00020	< 0.00020	< 0.00020	< 0.00020	< 0.00020	< 0.00020	< 0.000091	< 0.000091	< 0.000091	< 0.00020	< 0.00020	< 0.00020	< 0.00020	< 0.00020	< 0.00020	--	< 0.0002	< 0.0002	0.0002 U	--
Nickel	0.1	mg/L	< 0.02	< 0.02	< 0.02	< 0.02	< 0.02	< 0.02	< 0.02	< 0.02	< 0.02	< 0.04	< 0.04	**0.0024 J**	< 0.0023	< 0.0023	< 0.040	< 0.040	< 0.040	< 0.040	< 0.04	< 0.02	--	< 0.02	< 0.02	0.02 U	--
Potassium	*	mg/L	--	--	--	--	--	--	--	--	--	--	--	--	--	--	--	--	--	--	--	--	--	--	--	--	--
Selenium	0.05	mg/L	< 0.02	< 0.02	< 0.02	< 0.02	< 0.02	< 0.02	< 0.02	< 0.02	< 0.02	< 0.020	< 0.020	< 0.0064	< 0.0064	< 0.0064	< 0.020	< 0.020	< 0.020	< 0.010	< 0.01	< 0.02	--	< 0.02	< 0.02	0.02 U	--
Sodium	*	mg/L	--	--	--	--	--	--	--	--	--	--	--	--	--	--	--	--	--	--	--	--	--	--	--	--	--
Thallium	0.002	mg/L	< 0.002	< 0.002	< 0.002	< 0.002	< 0.02	< 0.02	< 0.02	< 0.02	< 0.02	< 0.0010	< 0.0010	< 0.00025	< 0.00025	< 0.00025	< 0.0010	< 0.0010	< 0.0010	< 0.0010	< 0.001	< 1.00	--	< 1.00	< 1	0.001 U	--
Vanadium (fume or dust)	0.2	mg/L	< 0.01	< 0.01	< 0.01	< 0.01	< 0.01	< 0.01	< 0.01	< 0.01	< 0.01	< 0.010	< 0.010	**0.0024 J**	< 0.0024	< 0.0024	< 0.010	< 0.010	< 0.010	< 0.010	< 0.01	< 0.01	--	< 0.01	< 0.01	0.01 U	--
Zinc	2	mg/L	< 0.02	< 0.02	< 0.02	< 0.02	< 0.02	< 0.02	< 0.02	< 0.02	< 0.02	< 0.020	< 0.020	**0.011 J**	< 0.0087	< 0.0087	< 0.02	< 0.020	< 0.020	**0.012 J**	< 0.02	< 0.02	--	< 0.02	< 0.02	0.02 U	--

Notes:
* - Not a HSRA regulated compound
ISCO - *in-situ* chemical oxidation
** - Resampled in August 2007 for VOCs only
RRS - Risk Reduction Standard

Data Qualifier Defintions:
-- - Not analyzed
B (Inorganics) - Estimated analyte concentration
D - Analyte concentration reported from secondary dilution
DB - Analyte concentration reported from secondary dilution; analyte detected in method blank
H - Holding time exceeded for sample
J - Estimated analyte concentration
JB (Organic) - Estimated analyte concentration; analyte detected in method blank
JM (Organic) - Estimated analyte concentration; spike sample recovery outside control limits
M (Organic) - Spike sample recovery outside control limits
N - Spike sample recovery outside of control limits
R - Sample data results rejected due to deficiencies in the ability to meet quality control standards
< - Analyte not detected at referenced detection limit
U - Analyte not detected at referenced detection limit
UJ - Analyte not detected; low method bias and/or matrix interference
UN - Analyte not detected; spiked sample recovery outside of control limits
UR - Analyte not detected; data rejected
UWN - Analyte not detected; post digestion spike and spike sample recovery outside control limits
Bold - Exceeds the laboratory detection limit
Bold and shaded - Analyte concentration exceeds the Type 1 RRS
Detection Limit exceeds the Type I RRS

Appendix E-3
Summary of Historical Ground Water Sampling Data - Decommissioned Wells
Atlanta Gas Light Company
Former Manufactured Gas Plant Site
Augusta, Ga

Chemical Name	Type 1 Risk Reduction Standard	Location ID	MW-305	MW-305	MW-305	MW-305	MW-305	MW-305	MW-305	MW-305	MW-305
		Sample Date	1/21/2005	7/15/2004	1/23/2004	7/17/2003	1/15/2003	7/10/2002	1/21/2002	7/16/2001	1/24/2001
		Unit	Pre-Extraction								
Volatile Organic Compounds											
Acetone	4,000	µg/L	120 U	120 U	120 U	25 U	120 U	120 U	120 U	120 U	25 U
Benzene	5	µg/L	5.0 U	5.0 U	5.0 U	1.0 U	5.0 U	5.0 U	**0.59 J**	5.0 U	**0.13 J**
Carbon Disulfide	4,000	µg/L	5.0 U	5.0 U	5.0 U	1.0 U	5.0 UJ	5.0 U	5.0 U	5.0 U	1.0 U
Ethylbenzene	700	µg/L	5.0 U	5.0 U	5.0 U	1.0 U	5.0 U	5.0 U	5.0 U	5.0 U	**0.24 J**
Methylene Chloride	5	µg/L	25 U	25 U	25 U	5.0 U	25 UJ	25 U	25 U	25 U	5.0 U
Toluene	1,000	µg/L	5.0 U	5.0 U	5.0 U	1.0 U	5.0 U	5.0 U	5.0 U	5.0 U	1.0 U
Trichloroethylene	5	µg/L	**39**	**34**	**36**	**44**	**32**	**3**	**32**	**36**	**34**
Xylenes, total	2,000	µg/L	10 U	10 U	10 U	2.0 U	10 U	10 U	10 U	10 U	2.0 U
Semivolatile Organic Compounds											
2-Methylnaphthalene	*	µg/L	0.2 U	0.2 U	0.2 U	10 U	10 U	10 U	10 U	10 U	10 U
Acenaphthene	2,000	µg/L	0.2 U	0.2 U	0.2 U	10 U	10 U	10 U	10 U	10 U	10 U
Acenaphthylene	10	µg/L	0.2 U	0.2 U	0.2 U	10 U	10 U	10 U	10 U	10 U	10 U
Anthracene	10	µg/L	0.2 U	0.2 U	0.2 U	10 U	10 U	10 U	10 U	10 U	10 U
Benzo(a)anthracene	0.1	µg/L	0.2 U	0.2 U	0.2 U	10 U	10 U	10 U	10 U	10 U	10 U
Benzo(a)pyrene	0.2	µg/L	0.2 U	0.2 U	0.2 U	10 U	10 U	10 U	10 U	10 U	10 U
Benzo(b)fluoranthene	0.2	µg/L	0.2 U	0.2 U	0.2 U	10 U	10 U	10 U	10 U	10 U	10 U
Benzo(g,h,i)perylene	10	µg/L	0.2 U	0.2 U	0.2 U	10 U	10 U	10 U	10 U	10 U	10 U
Benzo(k)fluoranthene	10	µg/L	0.2 U	0.2 U	0.2 U	10 U	10 U	10 U	10 U	10 U	10 U
Chrysene	0.2	µg/L	0.2 U	0.2 U	0.2 U	10 U	10 U	10 U	10 U	10 U	10 U
Dibenzo(a,h)anthracene	0.3	µg/L	0.2 U	0.2 U	0.2 U	10 U	10 U	10 U	10 U	10 U	10 U
Dibenzofuran	1	µg/L	0.2 U	0.2 U	0.2 U	10 U	10 U	10 U	10 U	10 U	10 U
Fluoranthene	1,000	µg/L	0.2 U	0.2 U	0.2 U	10 U	10 U	10 U	10 U	10 U	10 U
Fluorene	1,000	µg/L	0.2 U	0.2 U	0.2 U	10 U	10 U	10 U	10 U	10 U	10 U
Indeno(1,2,3-cd)pyrene	0.4	µg/L	0.2 U	0.2 U	0.2 U	10 U	10 U	10 U	10 U	10 U	10 U
Naphthalene	20	µg/L	0.2 U	0.2 U	0.2 U	10 U	10 U	10 U	10 U	10 U	10 U
Phenanthrene	10	µg/L	0.2 U	0.2 U	0.2 U	10 U	10 U	10 U	10 U	10 U	10 U
Pyrene	1,000	µg/L	0.2 U	0.2 U	0.2 U	10 U	10 U	10 U	10 U	10 U	10 U
Inorganic Compounds											
Aluminum (fume or dust)	*	mg/L	0.2 U	0.2 U	0.2 U	0.2 U	0.20 U	**0.24**	0.2 U	**0.045 B**	**0.051 B**
Antimony	0.01	mg/L	0.02 U	0.006 U	0.02 U	0.02 U	0.020 U	0.02 U	0.02 U	0.02 U	0.02 U
Arsenic	0.05	mg/L	0.01 U	0.01 U	0.01 U	0.01 U	0.010 U	0.01 U	0.01 U	0.01 U	0.01 U
Barium	2	mg/L	**0.098**	**0.11**	**0.1**	**0.1**	**0.10**	**0.1**	**0.11**	**0.099**	**0.099**
Beryllium	0.004	mg/L	0.004 U	0.004 U	0.004 U	0.004 U	0.0040 U	0.004 U	0.004 U	0.004 U	0.004 U
Cadmium	0.005	mg/L	0.005 U	0.005 U	0.005 U	0.005 U	0.0050 U	0.005 U	0.005 U	0.005 U	0.005 U
Calcium metal	*	mg/L	**24**	**23**	**24**	**22**	**23**	**24**	**24**	**23**	**23**
Chromium	0.1	mg/L	0.01 U	0.01 U	0.01 U	0.01 UJ	0.010 U	0.01 U	0.01 U	0.01 U	0.01 U
Cobalt	*	mg/L	0.01 U	0.01 U	0.01 U	0.01 U	**0.0050 B**	**0.0066 B**	**0.004 B**	**0.0042 B**	**0.0034 B**
Copper	1.3	mg/L	0.02 U	0.02 U	0.02 U	0.02 U	0.0011 U	0.02 U	**0.0013 B**	0.02 U	0.02 U
Cyanide	0.2	mg/L	0.01 U	0.01 U	0.01 U	0.015 U	0.010 UJ	**0.04**	0.01 U	0.01 U	0.01 U
Iron	*	mg/L	0.05 U	0.05 U	0.05 U	0.04 U	**0.031 B**	**0.34**	**0.048 B**	**0.062**	**0.034 B**
Lead	0.015	mg/L	0.005 U	0.005 U	0.005 U	0.005 U	0.0050 U	0.005 U	**0.002 B**	0.005 U	0.005 U
Magnesium	*	mg/L	**13**	**12**	**12**	**12**	**12**	**12**	**13**	**12**	**12**
Manganese	*	mg/L	**0.66**	**0.61**	**0.66**	**0.61**	**0.66**	**0.68**	**0.72**	**0.82**	**0.68**
Mercury	0.002	mg/L	0.0002 U	0.0002 U	0.0002 U	0.0002 U	0.00020 U	0.0002 U	0.0002 U	0.0002 U	0.00020 U
Nickel	0.1	mg/L	0.04 U	0.04 U	0.04 U	0.04 U	0.040 U	0.04 U	0.04 U	0.04 U	0.04 U
Potassium	*	mg/L	**2.6**	**2.7**	**2.4**	**2.8**	**2.4**	**2.5**	**2.5**	**2.4**	**2.4**
Selenium	0.05	mg/L	0.01 U	0.01 U	0.01 U	0.01 U	0.010 U	0.01 U	0.01 U	0.01 U	0.01 U
Sodium	*	mg/L	**53**	**56**	**50**	**53**	**54**	**51**	**57**	**55**	**55**
Thallium	0.002	mg/L	0.002 U	0.001 U	0.001 U	0.002 U	0.0020 UJ	0.002 UWN	0.002 U	0.002 U	0.002 U
Vanadium (fume or dust)	0.2	mg/L	0.01 U	0.01 U	0.01 U	0.01 U	0.010 U	**0.003 B**	**0.0025 B**	**0.0029 B**	0.01 U
Zinc	2	mg/L	0.02 U	0.02 U	0.02 U	**0.02**	0.020 U	0.02 U	**0.0067 B**	0.02 U	**0.012 B**

Notes:
* - Not a HSRA regulated compound
ISCO - *in-situ* chemical oxidation
** - Resampled in August 2007 for VOCs only
RRS - Risk Reduction Standard

Data Qualifier Defintions:
-- - Not analyzed
B (Inorganics) - Estimated analyte concentration
D - Analyte concentration reported from secondary dilution
DB - Analyte concentration reported from secondary dilution; analyte detected in method blank
H - Holding time exceeded for sample
J - Estimated analyte concentration
JB (Organic) - Estimated analyte concentration; analyte detected in method blank
JM (Organic) - Estimated analyte concentration; spike sample recovery outside control limits
M (Organic) - Spike sample recovery outside control limits
N - Spike sample recovery outside of control limits
R - Sample data results rejected due to deficiencies in the ability to meet quality control standards
< - Analyte not detected at referenced detection limit
U - Analyte not detected at referenced detection limit
UJ - Analyte not detected; low method bias and/or matrix interference
UN - Analyte not detected; spiked sample recovery outside of control limits
UR - Analyte not detected; data rejected
UWN - Analyte not detected; post digestion spike and spike sample recovery outside control limits
Bold - Exceeds the laboratory detection limit
Bold and shaded - Analyte concentration exceeds the Type 1 RRS

Appendix E-3
Summary of Historical Ground Water Sampling Data - Decommissioned Wells
Atlanta Gas Light Company
Former Manufactured Gas Plant Site
Augusta, Ga

Chemical Name	Type 1 Risk Reduction Standard	Location ID	MW-307BR	MW-307BR	MW-307BR	MW-307BR	MW-307BR	MW-307BR	MW-307BR	MW-307BR	MW-307BR	MW-307BR	MW-307BR	MW-307BR	MW-307BR	MW-307BR	MW-307BR	MW-307BR	MW-307BR	MW-307BR	MW-307BR	MW-307BR	MW-307BR	MW-307BR
		Sample Date	7/31/2015	1/15/2015	1/15/2015 DUP	7/16/2014	1/10/2014	1/10/2014 DUP	8/13/2013	8/13/2013 DUP	1/9/2013	1/9/2013 DUP	7/24/2012	7/24/2012 DUP	1/23/2012	1/23/2012 DUP	7/7/2011	7/7/2011 DUP	1/13/2011	1/13/2011 DUP	7/20/2010	7/20/2010 DUP	1/7/2010	1/7/2010 DUP
		Unit	Post-Extraction	During Extraction																				
Volatile Organic Compounds																								
Acetone	4,000	µg/L	< 5000	< 5,000	< 5,000	< 5,000	<5,000	< 5,000	< 50	< 50	< 10,000	< 10,000	< 20,000	< 20,000	< 1,000	< 1,000	< 1000	< 1000	< 500	< 500	< 10000	< 10000	< 10000	< 10000
Benzene	5	µg/L	**5300**	**12,000**	**12,000**	**15,000**	**13,000**	**13,000**	**15,000**	**15,000**	**11,000**	**13,000**	**12,000**	**12,000**	**12,000**	**12,000**	**13,000**	**13,000**	**13,000**	**13,000**	**10000**	**11000**	**10000**	**11000**
Carbon Disulfide	4,000	µg/L	< 500	< 500	< 500	< 500	<500	< 500	< 5.0	< 5.0	<500	<500	< 1,000	< 1,000	< 120	< 120	< 120	< 120	< 60	< 60	< 500	< 500	< 500	< 500
Ethylbenzene	700	µg/L	< 500	**2,000**	**2,100**	**2,400**	**2,400**	**2,300**	**2,300**	**2,400**	**1,300**	**1,500**	**2,000**	**2,100**	**1,900**	**1,900**	**1,900**	**1,900**	**2,200**	**2,200**	**2200**	**2300**	**2000**	**2000**
Methylene Chloride	5	µg/L	< 500	< 500	< 500	< 500	<500	< 500	< 5.0	< 5.0	<500	<500	< 1,000	< 1,000	< 200	< 200	< 200	< 200	< 100	< 100	< 500	< 500	< 500	< 500
Toluene	1,000	µg/L	< 500	< 500	< 500	< 500	<500	< 500	**5.8**	**5.6**	<500	<500	< 1,000	< 1,000	**120 J**	**110 J**	**110 J**	**110 J**	**52 J**	**51 J**	**150 J**	**140 J**	<500	<500
Trichloroethylene	5	µg/L	< 500	< 500	< 500	< 500	<500	< 500	< 5.0	< 5.0	<500	<500	< 1,000	< 1,000	< 26	< 26	< 26	< 26	< 13	< 13	< 500	< 500	< 500	< 500
Xylenes, total	2,000	µg/L	< 500	**720**	**770**	**1,000**	**1,200**	**1,200**	**1,000**	**1,000**	**540**	**600**	**1,100**	**1,200**	**1,300**	**1,300**	**1,300**	**1,300**	**1,800**	**1,800**	**1800**	**1800**	**1500**	**1500**
Semivolatile Organic Compounds																								
Acenaphthene	2,000	µg/L	**48**	**220**	**220**	**240**	**270**	**250**	**180**	**160**	**200**	<190	**260**	**190**	**250**	**230**	**240**	**280**	**150**	**140**	**150**	**160**	**160**	**210**
Acenaphthylene	10	µg/L	< 1.0	< 1.0	< 1.0	**3**	**2.6**	**2.6**	**1.2**	**1.6**	< 190	< 190	< 190	< 190	< 11	< 11	**6.2 J**	< 4.8	**2.4**	< 0.96	< 19	< 19	< 94	< 94
Anthracene	10	µg/L	**1.6**	**7.2**	**6.6**	**7.7**	**8.1**	**7.7**	**6.6**	**5.2**	< 190	< 190	< 190	< 190	< 11	< 11	**8.5 J**	**9.4 J**	**8.1**	**6.1**	< 19	**5.2**	< 94	< 94
Benz(a)anthracene	0.1	µg/L	**0.11**	**0.20**	**0.15**	**0.19**	**0.18**	**0.18**	**0.15**	**0.11**	< 190	< 190	< 190	< 190	< 11	< 11	< 4.8	< 4.8	**2.1**	< 0.96	< 19	< 19	< 94	< 94
Benzo(a)pyrene	0.2	µg/L	< 0.05	< 0.05	< 0.05	< 0.05	< 0.05	< 0.05	< 0.05	< 0.05	< 190	< 190	< 190	< 190	< 11	< 11	< 4.8	< 4.8	< 0.96	< 0.96	< 19	< 19	< 94	< 94
Benzo(b)fluoranthene	0.2	µg/L	< 0.1	< 0.10	< 0.10	< 0.10	< 0.10	< 0.10	< 0.10	< 0.10	< 190	< 190	< 190	< 190	< 11	< 11	< 4.8	< 4.8	< 0.96	< 0.96	< 19	< 19	< 94	< 94
Benzo(g,h,i)perylene	10	µg/L	< 0.1	< 0.10	< 0.10	< 0.10	< 0.10	< 0.10	< 0.10	< 0.10	< 190	< 190	< 190	< 190	< 11	< 11	< 4.8	< 4.8	< 0.96	< 0.96	< 19	< 19	< 94	< 94
Benzo(k)fluoranthene	10	µg/L	< 0.05	< 0.05	< 0.05	< 0.05	< 0.05	< 0.05	< 0.05	< 0.05	< 190	< 190	< 190	< 190	< 11	< 11	< 4.8	< 4.8	< 0.96	< 0.96	< 19	< 19	< 94	< 94
Chrysene	0.2	µg/L	**0.06**	**0.13**	**0.11**	**0.15**	**0.13**	**0.12**	**0.11**	**0.088**	< 190	< 190	< 190	< 190	< 4.9	< 4.7	< 2.2	< 2.2	**1.6 J**	**0.75 J**	< 19	< 19	< 94	< 94
Dibenzo(a,h)anthracene	0.3	µg/L	< 0.1	< 0.10	< 0.10	< 0.10	< 0.10	< 0.10	< 0.10	< 0.10	< 190	< 190	< 190	< 190	< 11	< 11	< 4.8	< 4.8	< 0.96	< 0.96	< 19	< 19	< 94	< 94
Fluoranthene	1,000	µg/L	**0.87**	**3.5**	**3.1**	**3.5**	**3.6**	**3.5**	**3.3**	**2.6**	< 190	< 190	< 190	< 190	< 11	< 11	< 4.8	< 4.8	**9.6**	**5.5**	< 19	**2.1**	< 94	< 94
Fluorene	1,000	µg/L	**7.6**	**48**	**46**	**52**	**55**	**54**	**37**	**33**	< 190	< 190	< 190	< 190	**57**	**53**	**68**	**80**	**44**	**36**	**32**	**32**	< 94	< 94
Indeno(1,2,3-cd)pyrene	0.4	µg/L	< 0.05	< 0.05	< 0.05	< 0.05	< 0.05	< 0.05	< 0.05	< 0.05	< 190	< 190	< 190	< 190	< 11	< 11	< 4.8	< 4.8	< 0.96	< 0.96	< 19	< 19	< 94	< 94
Naphthalene	20	µg/L	**350**	**6,700**	**8,100**	**7,700**	**9,600**	**8,400**	**6,100**	**5,000**	**4,100**	**3,800**	**7,500**	**6,400**	**10,000 D**	**11 J**	**5,800**	**6,400**	**5,900**	**6,300**	**5900**	**8000**	**5200**	**6800**
Phenanthrene	10	µg/L	**9.7**	**46**	**44**	**55**	**57**	**53**	**37**	**32**	< 190	< 190	< 190	< 190	**57**	**52**	< 48	**56**	**52**	**40**	**31**	**31**	< 94	< 94
Pyrene	1,000	µg/L	**1.1**	**4.1**	**3.6**	**3.6**	**3.7**	**3.6**	**3.3**	**2.8**	< 190	< 190	< 190	< 190	< 11	< 11	< 4.8	**5.5 J**	**14**	**8.1**	< 19	< 19	< 94	< 94
Inorganic Compounds																								
Antimony	0.01	mg/L	< 0.02	< 0.02	< 0.02	< 0.02	< 0.02	< 0.02	< 0.02	< 0.02	< 0.02	< 0.02	< 0.02	< 0.02	< 0.0053	**0.0057 J**	< 0.0053	< 0.0053	< 0.0053	< 0.0053	< 0.020	< 0.020	< 0.020	< 0.020
Arsenic	0.05	mg/L	< 0.05	< 0.05	< 0.05	< 0.05	< 0.05	< 0.05	< 0.05	< 0.05	< 0.02	< 0.02	< 0.02	< 0.02	< 0.0046	< 0.0046	< 0.0046	< 0.0046	< 0.0046	< 0.0046	< 0.020	< 0.020	< 0.020	< 0.020
Barium	2	mg/L	**0.0707**	**0.804**	**0.826**	**0.862**	**0.893**	**0.888**	**0.905**	**0.954**	**0.87**	**0.80**	**0.89**	**0.87**	**0.92**	**0.96**	**0.88**	**0.90**	**0.96**	**0.96**	**0.85**	**0.84**	**0.85**	**0.88**
Beryllium	0.004	mg/L	< 0.01	< 0.01	< 0.01	< 0.01	< 0.01	< 0.01	< 0.01	< 0.01	< 0.0040	< 0.0040	< 0.0040	< 0.0040	**0.00029 J**	**0.00029 J**	**0.00020 J**	< 0.00020	**0.00098 J**	**0.00087 J**	< 0.0040	< 0.0040	< 0.0040	< 0.0040
Cadmium	0.005	mg/L	< 0.005	< 0.005	< 0.005	< 0.005	< 0.005	< 0.005	< 0.005	< 0.005	< 0.0050	< 0.0050	< 0.0050	< 0.0050	< 0.0020	< 0.0020	< 0.0020	< 0.0020	< 0.0020	< 0.0020	< 0.0050	< 0.0050	< 0.0050	< 0.0050
Chromium	0.1	mg/L	< 0.01	< 0.01	< 0.01	< 0.01	< 0.01	< 0.01	< 0.01	< 0.01	< 0.010	< 0.010	< 0.010	< 0.010	< 0.0012	< 0.0012	< 0.0012	< 0.0012	**0.019**	**0.012**	< 0.010	< 0.010	< 0.010	< 0.010
Copper	1.3	mg/L	< 0.01	< 0.01	< 0.01	< 0.01	< 0.01	< 0.01	< 0.01	< 0.01	< 0.02	< 0.02	< 0.02	< 0.02	**0.0052 J**	**0.0043 J**	**0.0068 J**	**0.0086 J**	**0.047**	**0.020**	< 0.020	< 0.020	< 0.020	< 0.020
Cyanide	0.2	mg/L	< 0.01	< 0.01	< 0.01	< 0.01	< 0.01	<0.010	< 0.01	< 0.01	< 0.010	< 0.010	< 0.010	< 0.010	< 0.0050	< 0.0050	**0.011**	< 0.0050	< 0.0050	< 0.0050	< 0.010	< 0.010	< 0.010	< 0.010
Lead	0.015	mg/L	< 0.01	< 0.01	< 0.01	< 0.01	< 0.01	< 0.01	--	--	< 0.010	< 0.010	< 0.010	< 0.010	**0.0051 J**	< 0.0040	**0.001 J**	**0.0071 J**	0.0048 J	< 0.0040	**0.0048 J**	<0.010	<0.010	<0.010
Mercury	0.002	mg/L	< 0.0002	< 0.00020	< 0.00020	< 0.00020	< 0.00020	< 0.00020	< 0.00020	< 0.00020	< 0.00020	< 0.00020	< 0.00020	< 0.00020	< 0.000091	< 0.000091	< 0.000091	< 0.000091	< 0.000091	< 0.000091	< 0.00020	< 0.00020	< 0.00020	< 0.00020
Nickel	0.1	mg/L	< 0.02	< 0.02	< 0.02	**0.0247**	< 0.02	< 0.02	< 0.02	< 0.02	**0.064**	**0.061**	< 0.04	< 0.04	**0.014 J**	**0.010 J**	**0.11**	**0.12**	**0.035 J**	**0.022 J**	**0.0066 J**	<0.040	<0.040	<0.040
Selenium	0.05	mg/L	< 0.02	< 0.02	< 0.02	< 0.02	< 0.02	< 0.02	< 0.02	< 0.02	< 0.020	< 0.020	< 0.020	< 0.020	< 0.0064	< 0.0064	< 0.0064	< 0.0064	< 0.0064	< 0.0064	< 0.020	< 0.020	< 0.020	< 0.020
Thallium	0.002	mg/L	< 0.02	< 0.02	< 0.02	< 0.02	< 0.02	< 0.02	< 0.02	< 0.02	< 0.0010	< 0.0010	< 0.0010	< 0.0010	< 0.00025	< 0.00025	< 0.00025	< 0.00025	< 0.00025	< 0.00025	< 0.0010	< 0.0010	< 0.0010	< 0.0010
Vanadium (fume or dust)	0.2	mg/L	< 0.01	< 0.01	< 0.01	< 0.01	< 0.01	< 0.01	< 0.01	< 0.01	< 0.010	< 0.010	< 0.010	< 0.010	< 0.0024	< 0.0024	< 0.0024	< 0.0024	**0.0030 J**	**0.0024 J**	< 0.010	< 0.010	< 0.010	< 0.010
Zinc	2	mg/L	< 0.02	**0.0746**	**0.0802**	**0.084**	**0.0897**	**0.0906**	**0.0264**	**0.117**	**0.11**	**0.11**	**0.050**	**0.057**	**0.13**	**0.079**	**0.083**	**0.091**	**4.6**	**4.1**	<0.020	<0.020	<0.020	<0.020

Notes:
* - Not a HSRA regulated compound
ISCO - *in-situ* chemical oxidation
** - Resampled in August 2007 for VOCs only
RRS - Risk Reduction Standard

Data Qualifier Defintions:
-- - Not analyzed
B (Inorganics) - Estimated analyte concentration
D - Analyte concentration reported from secondary dilution
DB - Analyte concentration reported from secondary dilution; analyte detected in method blank
H - Holding time exceeded for sample
J - Estimated analyte concentration
JB (Organic) - Estimated analyte concentration; analyte detected in method blank
JM (Organic) - Estimated analyte concentration; spike sample recovery outside control limits
M (Organic) - Spike sample recovery outside control limits
N - Spike sample recovery outside of control limits
R - Sample data results rejected due to deficiencies in the ability to meet quality control standards
< - Analyte not detected at referenced detection limit
U - Analyte not detected at referenced detection limit
UJ - Analyte not detected; low method bias and/or matrix interference
UN - Analyte not detected; spiked sample recovery outside of control limits
UR - Analyte not detected; data rejected
UWN - Analyte not detected; post digestion spike and spike sample recovery outside control limits
Bold - Exceeds the laboratory detection limit
Bold and shaded - Analyte concentration exceeds the Type 1 RRS

Appendix E-3
Summary of Historical Ground Water Sampling Data - Decommissioned Wells
Atlanta Gas Light Company
Former Manufactured Gas Plant Site
Augusta, Ga

Chemical Name	Type 1 Risk Reduction Standard	Location ID	MW-307BR	MW-307BR	MW-307BR	MW-307BR	MW-307BR	MW-307BR	MW-307BR	MW-307BR	MW-307BR	MW-307BR	MW-307BR	MW-307BR	MW-307BR	MW-307BR	MW-307BR	MW-307BR	MW-307BR	MW-307BR	MW-307BR	MW-307BR	MW-307BR	MW-307BR	MW-307BR	MW-307BR
		Sample Date	7/23/2009	7/23/2009 DUP	1/16/2009	7/15/2008	7/15/2008 DUP	1/8/2008	1/8/2008 DUP	7/9/2007	7/9/2007 DUP	2/13/2007	10/3/2006	1/19/2006	12/7/2005	8/4/2005	7/16/2004	1/24/2004	7/18/2003	1/21/2003	7/15/2002	4/30/2002	4/26/2002	1/22/2002	7/18/2001	1/23/2001
		Unit	During Extraction										Pre-Extraction													
Volatile Organic Compounds																										
Acetone	4,000	µg/L	< 10000	< 10000	< 10000	< 500	< 500	< 50	< 50	<5,000 UJ	<5,000	< 50	50 U	1,700 U	--	25 U	1,200 U	1,200 U	250 U	250 U	2,500 U	2,500 U	1,200 U	1,200 U	**1,200 R**	1,200 U
Benzene	5	µg/L	**11000**	**11000**	**17000**	**9800**	**9200**	**11,000**	**13,000**	**10,000**	**13,000**	**9,800**	**3,800**	**5,700**	--	**380**	**3,500**	**6,700**	**4,600**	**7,900**	**10,000**	**12,000**	**11,000 D**	**11,000 D**	**6,800**	**5,100 B**
Carbon Disulfide	4,000	µg/L	< 500	< 500	< 500	< 25	< 25	< 5.0	< 5.0	< 5	< 5	< 5	5 U	170 U	--	1.0 U	50 U	50 U	10 U	100 U	100 U	100 U	50 U	50 U	50 U	50 U
Ethylbenzene	700	µg/L	**1900**	**2000**	< 500	**1800**	**1600**	**2,500**	**2,600**	**2,600**	**2,500**	**2,500**	**580**	**1,200**	--	**61**	**660**	**1,500**	**860**	**1,800**	**2,300**	**2,600**	**3,200**	**2,600**	**1,500**	**1,200**
Methylene Chloride	5	µg/L	< 500	< 500	**3000**	< 25	< 25	< 5.0	< 5.0	< 5	< 5	< 5	5 U	170 U	--	5.0 U	250 U	250 U	50 U	500 U	500 U	500 U	250 U	250 U	250 U	250 U
Toluene	1,000	µg/L	< 500	< 500	**1400**	**50**	**41**	**540**	**680**	**960**	**970**	**1,400**	**29**	170 U	--	**3.2**	50 U	50 U	**15**	**77 J**	**210**	**280**	**340**	**100**	**57**	**69**
Trichloroethylene	5	µg/L	< 500	< 500	< 500	**3.4 J**	< 25	< 5.0	< 5.0	< 5	< 5	< 5	5 U	170 U	--	1.0 U	50 U	50 U	10 U	**1,200**	100 U	100 U	50 U	50 U	50 U	50 U
Xylenes, total	2,000	µg/L	**1500**	**1500**	**2500**	**1100**	**1000**	**1,700**	**1,800**	**1,700**	**1,700**	**1,900**	**340**	**990**	--	**35**	**390**	**1,200**	**560**	**1,400**	**1,700**	**2,300**	**2,800**	**2,200**	**910**	**1,100**
Semivolatile Organic Compounds																										
2-Methylnaphthalene	*	µg/L	--	--	--	--	--	--	--	--	--	--	--	**550**	--	**12**	**100**	**260**	**170**	**400**	**38**	--	--	**820**	**360**	**320**
Acenaphthene	2,000	µg/L	**17**	**20**	**84**	**150**	**150**	**180 J**	**280 J**	**230**	**210**	**160**	**31**	**190**	--	**6.2**	**41**	**94**	**74**	**130**	**9.0 J**	--	--	**230**	**120**	**120**
Acenaphthylene	10	µg/L	< 3.8	< 3.8	**6.2 J**	**2.1 J**	**2.1 J**	< 10	< 10	< 10	< 10	**20**	10 U	**4.6**	--	1.0 U	40 U	**0.88**	10 U	50 U	**3.7 J**	--	--	100 U	50 U	**2.4 J**
Anthracene	10	µg/L	< 3.8	**3.8**	< 39	**5.5**	**6.6**	< 10	< 10	< 10	< 10	< 10	10 U	**5.4**	--	1.0 U	40 U	**3.3**	10 U	**2.6 J**	10 U	--	--	**4.3 J**	**2.2 J**	**3.0 J**
Benz(a)anthracene	0.1	µg/L	< 3.8	< 3.8	< 39	< 3.9	< 4.0	**0.10**	**0.13**	**0.15**	**0.14**	< 0.05	0.05 U	4.0 U	--	1.0 U	40 U	0.2 U	10 U	50 U	10 U	--	--	100 U	50 U	10 U
Benzo(a)pyrene	0.2	µg/L	< 3.8	< 3.8	< 39	< 3.9	< 4.0	< 0.05	< 0.05	< 0.05	< 0.05	< 0.05	0.05 U	4.0 U	--	1.0 U	40 U	0.2 U	10 U	50 U	10 U	--	--	100 U	50 U	10 U
Benzo(b)fluoranthene	0.2	µg/L	< 3.8	< 3.8	< 39	< 3.9	< 4.0	< 0.10	< 0.10	< 0.1	< 0.1	< 0.1	0.1 U	4.0 U	--	1.0 U	40 U	0.2 U	10 U	50 U	10 U	--	--	100 U	50 U	10 U
Benzo(g,h,i)perylene	10	µg/L	< 3.8	< 3.8	< 39	< 3.9	< 4.0	< 10	< 10	< 10	< 10	< 10	10 U	4.0 U	--	1.0 U	40 U	0.2 U	10 U	50 U	10 U	--	--	100 U	50 U	10 U
Benzo(k)fluoranthene	10	µg/L	< 3.8	< 3.8	< 39	< 3.9	< 4.0	< 10	< 10	< 10	< 10	< 10	10 U	4.0 U	--	1.0 U	40 U	0.2 U	10 U	50 U	10 U	--	--	100 U	50 U	10 U
Chrysene	0.2	µg/L	< 3.8	< 3.8	< 39	< 3.9	< 4.0	**0.080**	< 0.05	**0.080**	**0.080**	< 0.05	0.05 U	4.0 U	--	1.0 U	40 U	0.2 U	10 U	50 U	10 U	--	--	100 U	50 U	10 U
Dibenzo(a,h)anthracene	0.3	µg/L	< 3.8	< 3.8	< 39	< 3.9	< 4.0	< 0.10	< 0.10	**0.15 J**	< 0.1 UJ	< 0.1	0.1 U	4.0 U	--	1.0 U	40 U	0.2 U	10 U	50 U	10 U	--	--	100 U	50 U	10 U
Dibenzofuran	1	µg/L	--	--	--	--	--	--	--	--	--	--	--	20 U	--	1.0 U	40 U	**4.2**	10 U	**6.4 J**	10 U	--	--	**11 J**	**5.6 J**	**6.5 J**
Fluoranthene	1,000	µg/L	< 3.8	< 3.8	< 39	**2.6 J**	**2.5 J**	< 10	< 10	< 10	< 10	< 10	10 U	4.0 U	--	1.0 U	40 U	**1.2**	10 U	50 U	10 U	--	--	100 U	50 U	**1.8 J**
Fluorene	1,000	µg/L	< 3.8	**3.8**	19 J	**32**	**33**	**38**	**38**	**33**	**37**	**36**	10 U	**37**	--	11 J	40 U	**13**	**14**	**26 J**	10 U	--	--	**41 J**	**20 J**	**24**
Indeno(1,2,3-cd)pyrene	0.4	µg/L	< 3.8	< 3.8	< 39	< 3.9	< 4.0	< 0.05	< 0.05	**0.11 J**	< 0.05 UJ	< 0.05	0.05 U	4.0 U	--	1.0 U	40 U	0.2 U	10 U	50 U	10 U	--	--	100 U	50 U	10 U
Naphthalene	20	µg/L	**420**	**590**	**2600 B**	**3700**	**3400**	**5,500 J**	**7,800 J**	**7,200**	**7,300**	**6,000**	**570**	**4,300**	--	**160**	**1,200**	**2,700**	**3,100**	**3,900 D**	**560 D**	**4,500**	**16,000 D**	**6,000 D**	**4,000 D**	**2,900 D**
Phenanthrene	10	µg/L	< 3.8	< 3.8	**23 J**	**31**	**33**	**37**	**37**	**35**	**39**	**34**	10 U	**35**	--	1.0 U	40 U	**19**	**14**	**25 J**	10 U	--	--	**44 J**	**20 J**	**26**
Pyrene	1,000	µg/L	< 3.8	< 3.8	< 39	3.3 J	3.4 J	< 10	< 10	< 10	< 10	< 10	10 U	4.0 U	--	1.0 U	40 U	**1.2**	10 U	50 U	10 U	--	--	100 U	50 U	**1.9 J**
Inorganic Compounds																										
Aluminum (fume or dust)	*	mg/L	--	--	--	--	--	--	--	--	--	--	--	0.2 U	--	**0.484**	**0.76**	**0.43**	**0.6**	**0.68**	**0.93**	--	--	**0.98**	**0.38**	**0.38 N**
Antimony	0.01	mg/L	< 0.020	< 0.020	< 0.020	< 0.02	< 0.02	< 0.02	< 0.02	< 0.02	< 0.02	< 0.02	0.02 U	0.01 U	--	0.006 U	0.02 U	0.02 U	0.02 U	0.02 U	0.02 U	--	--	0.02 U	0.02 U	0.02 U
Arsenic	0.05	mg/L	< 0.020	< 0.020	< 0.010	< 0.01	< 0.01	< 0.05	< 0.05	< 0.05	< 0.05	< 0.05	0.05 U	0.01 U	--	0.01 U	0.01 U	0.01 U	0.01 U	0.01 U	0.01 U	--	--	0.01 U	0.01 U	0.01 U
Barium	2	mg/L	**0.88**	**0.89**	**0.86**	**0.8**	**0.82**	**0.735**	**0.838**	**0.767**	**0.767**	**0.782**	**0.971**	**0.851**	--	**0.844**	**1.7**	**1.5**	**1.8**	**1.4**	**1.1**	--	--	**0.98**	**1.6**	**1.0**
Beryllium	0.004	mg/L	< 0.0040	< 0.0040	**0.00038 J**	**0.00031 J**	**0.00031 J**	< 0.01	< 0.01	< 0.01	< 0.01	< 0.01	0.01 U	0.005 U	--	0.004 U	0.004 U	0.004 U	0.004 U	0.004 U	0.004 U	--	--	0.004 U	0.004 U	0.004 U
Cadmium	0.005	mg/L	< 0.0050	< 0.0050	< 0.0050	< 0.005	< 0.005	< 0.005	< 0.005	< 0.005	< 0.005	< 0.005	0.005 U	0.002 U	--	0.005 U	0.005 U	0.005 U	0.005 U	0.005 U	0.005 U	--	--	0.005 U	0.005 U	0.005 U
Calcium metal	*	mg/L	--	--	--	--	--	--	--	--	--	--	--	**49.2**	**57**	**60.7**	**96**	**87**	**82**	**75**	**58**	--	--	**49**	**83**	**54**
Chromium	0.1	mg/L	< 0.010	< 0.010	0.0032 J	< 0.01	< 0.01	< 0.01	< 0.01	< 0.01	< 0.01	< 0.01	**0.0161**	0.005 U	--	0.01 U	0.01 U	0.01 U	0.01 UJ	**0.0072 B**	**0.0077 B**	--	--	**0.0073 B**	**0.0065 J**	**0.0036 B**
Cobalt	*	mg/L	--	--	--	--	--	--	--	--	--	--	--	0.007 U	--	0.01 U	0.01 U	0.01 U	0.01 U	**0.0028 B**	**0.0034 B**	--	--	**0.0032 B**	**0.0026 J**	**0.0028 B**
Copper	1.3	mg/L	< 0.020	< 0.020	0.0048 J	< 0.02	< 0.02	< 0.01	< 0.01	< 0.01	< 0.01	< 0.01	**0.024**	0.025 U	--	0.02 U	0.02 U	0.02 U	0.02 U	**0.0076 B**	**0.0082 B**	--	--	**0.01 B**	**0.0034 J**	**0.0063 B**
Cyanide	0.2	mg/L	< 0.010	< 0.010	< 0.010	< 0.01	< 0.01	< 0.01	< 0.01	< 0.002	< 0.01	< 0.002	0.01 U	0.01 U	--	**0.0121**	0.01 U	0.01 U	0.015 U	0.01 U	0.01 U	0.01 U	0.01 U	**0.013**	0.01 U	0.01 U
Iron	*	mg/L	--	--	--	--	--	--	--	--	--	--	--	**1.1**	**1.3**	**2.58**	**4.1**	**2.7**	**4.4**	**3.7**	**3.6 N**	--	--	**3.8**	**3.2**	**2.3**
Lead	0.015	mg/L	**0.22**	**0.024**	**0.0069**	< 0.005	< 0.005	< 0.01	< 0.01	< 0.01	< 0.01	< 0.01	**0.0139**	0.003 U	--	0.005 U	0.005 U	0.005 U	0.005 U	0.005 U	0.005 U	--	--	0.005 U	0.005 U	0.005 U
Magnesium	*	mg/L	--	--	--	--	--	--	--	--	--	--	--	**24.9**	--	**25.4**	**51**	**44**	**51**	**40**	**31**	--	--	**27**	**45**	**29**
Manganese	*	mg/L	--	--	--	--	--	--	--	--	--	--	--	**1.33**	**1.2**	**1.63**	**2.6**	**2.1**	**2.2**	**1.8**	**1.6**	--	--	**1.3**	**2.0**	**1.3**
Mercury	0.002	mg/L	< 0.00020	< 0.00020	< 0.00020	< 0.00020	< 0.00020	< 0.00020	< 0.00020	< 0.0002	< 0.0002	< 0.0002	0.0002 U	0.0002 U	--	0.0002 U	0.0002 U	0.0002 U	0.0002 UJ	**0.000086 B**	0.0002 U	--	--	0.0002 U	0.0002 U	0.00020 U
Nickel	0.1	mg/L	**1.9**	**0.16**	**0.025 J**	**0.0055 J**	**0.0056 J**	< 0.02	< 0.02	< 0.02	< 0.02	< 0.02	0.02 U	0.04 U	--	0.04 U	0.04 U	0.04 U	0.04 U	**0.0067 B**	**0.0053 B**	--	--	**0.0049 B**	**0.0048 J**	0.04 U
Potassium	*	mg/L	--	--	--	--	--	--	--	--	--	--	--	5 U	--	**7.58**	**5.1**	**4.4**	**5.4**	**4.2**	**3.8**	--	--	**3.5**	**4.9**	**3.6**
Selenium	0.05	mg/L	< 0.020	< 0.020	< 0.010	**0.0039 J**	< 0.01	< 0.02	< 0.02	< 0.02	< 0.02	< 0.02	0.02 U	0.005 U	--	0.01 U	0.01 U	0.01 U	0.01 U	0.01 U	0.01 U	--	--	**0.0049 B**	0.01 U	0.01 U
Sodium	*	mg/L	--	--	--	--	--	--	--	--	--	--	--	**24.7**	--	**29.9**	**36**	**30**	**35**	**28**	**23**	--	--	**20**	**28**	**22**
Thallium	0.002	mg/L	< 0.0010	< 0.0010	< 0.0010	< 0.001	< 0.001	< 1.00	< 1.00	< 1.00	< 1.00	< 1	0.001 U	0.001 U	--	0.001 U	0.002 U	0.001 U	0.002 U	0.002 UW	0.002 UWN	--	--	0.002 U	0.004 UW	0.002 U
Vanadium (fume or dust)	0.2	mg/L	< 0.010	< 0.010	< 0.010	< 0.01	< 0.01	< 0.01	< 0.01	< 0.01	< 0.01	< 0.01	**0.0154**	0.007 U	--	0.01 U	0.01 U	0.01 U	0.01 U	**0.0027 B**	**0.0044 B**	--	--	**0.004 B**	0.01 U	0.01 U
Zinc	2	mg/L	**0.75**	**1.4**	**0.82**	**0.041**	**0.043**	**0.253 J**	**0.0934 J**	**0.0239**	**0.0229**	**0.0374**	**0.185**	0.02 U	--	0.02 U	0.02 U	0.02 U	**0.03**	**0.029**	**0.0086 B**	--	--	**0.0085 B**	0.02 U	**0.0063 B**

Notes:
* - Not a HSRA regulated compound
ISCO - *in-situ* chemical oxidation
** - Resampled in August 2007 for VOCs only
RRS - Risk Reduction Standard

Data Qualifier Defintions:
-- - Not analyzed
B (Inorganics) - Estimated analyte concentration
D - Analyte concentration reported from secondary dilution
DB - Analyte concentration reported from secondary dilution; analyte detected in method blank
H - Holding time exceeded for sample
J - Estimated analyte concentration
JB (Organic) - Estimated analyte concentration; analyte detected in method blank
JM (Organic) - Estimated analyte concentration; spike sample recovery outside control limits
M (Organic) - Spike sample recovery outside control limits
N - Spike sample recovery outside of control limits
R - Sample data results rejected due to deficiencies in the ability to meet quality control standards
< - Analyte not detected at referenced detection limit
U - Analyte not detected at referenced detection limit
UJ - Analyte not detected; low method bias and/or matrix interference
UN - Analyte not detected; spiked sample recovery outside of control limits
UR - Analyte not detected; data rejected
UWN - Analyte not detected; post digestion spike and spike sample recovery outside control limits
Bold - Exceeds the laboratory detection limit
Bold and shaded - Analyte concentration exceeds the Type 1 RRS

Appendix E-3
Summary of Historical Ground Water Sampling Data - Decommissioned Wells
Atlanta Gas Light Company
Former Manufactured Gas Plant Site
Augusta, Ga

Chemical Name	Type 1 Risk Reduction Standard	Location ID	MW-307D	MW-307D	MW-307D	MW-307D	MW-307D	MW-307D	MW-307D	MW-307D	MW-307D	MW-307D	MW-307D	MW-307D	MW-307D	MW-307D	MW-307D	MW-307D	MW-307D	MW-307D	MW-307D	MW-307D	MW-307D	MW-307D	MW-307D	MW-307D	MW-307D	MW-307D	MW-307D	MW-307D	MW-307D	MW-307D	MW-307D	MW-307D
		Sample Date	7/28/2015	1/29/2015	7/15/2014	1/7/2014	7/10/2013	1/8/2013	7/23/2012	1/16/2012	7/6/2011	1/18/2011	7/14/2010	1/7/2010	7/21/2009	1/19/2009	7/16/2008	1/9/2008	7/11/2007	2/14/2007	7/12/2006	1/11/2006	7/22/2005	1/19/2005	7/16/2004	1/23/2004	7/17/2003	1/15/2003	1/03 DUP	7/9/2002	1/16/2002	7/10/2001	1/22/2001
		Unit	Post-ISCO																				Pre-ISCO										
Field Parameters																																		
Conductivity	*	mS/cm	502	0.457	0.55	0.546	0.446	0.536	0.392	0.498	0.498	0.457	0.490	0.411	0.487	0.534	0.574	0.622	0.456	0.563	0.505	--	--	--	--	--	--	--	--	--	--	--	--	--
Dissolved Oxygen (YSI)	*	mg/L	0.3	2.64	0.34	0.13	0.12	0.31	0.40	1.91	2.02	0.67	0.29	1.2	0.25	0.27	0.3	0.21	0.22	0.25	0.33	--	--	--	--	--	--	--	--	--	--	--	--	--
Oxidation Reduction Potential	*	mV	-42.3	1.9	-70.6	-57.0	-30.3	-30.2	-25.6	-74.6	-43.1	-53.7	-56.8	-0.6	-29.9	-64.6	-88.8	-74.4	-67.4	-84.5	-65.1	--	--	--	--	--	--	--	--	--	--	--	--	--
pH	*	SU	6.38	6.43	6.58	6.47	6.76	6.47	6.25	6.36	6.58	6.57	6.24	6.01	6.38	6.26	6.21	6.25	6.33	6.42	6.41	--	--	--	--	--	--	--	--	--	--	--	--	--
Temperature	*	Celsius	26.3	19.53	22.36	19.99	22.26	19.98	23.40	20.27	21.22	18.21	22.02	17.98	20.74	19.7	21.17	20.40	22.15	19.14	22.83	--	--	--	--	--	--	--	--	--	--	--	--	--
Turbidity	*	NTU	8.85	4.28	1.87	4.91	2.82	0.72	5.02	9.70	1.81	3.34	9.7	3.57	4.9	7.76	3.87	4.90	4.8	1.43	1.41	--	--	--	--	--	--	--	--	--	--	--	--	--
Monitored Natural Attenuation Parameters																																		
Carbon Dioxide	*	µg/L	--	--	--	--	--	--	--	--	--	--	--	--	--	--	--	--	--	--	--	--	--	--	--	--	--	--	--	--	--	--	--	--
Iron	*	mg/L	--	--	--	--	--	--	--	--	--	--	--	--	--	--	--	--	--	--	--	17.2	16.8	15	15	28	2.3	1.7	3.6	1.5	1.8	1.7	0.31 N
Iron, as Ferrous (Fe+2)	*	mg/L	--	--	--	--	--	--	--	--	--	--	--	--	--	--	--	--	--	--	--	--	--	--	--	--	--	--	--	--	--	--	--	--
Manganese, Total	*	mg/L	--	--	--	--	--	--	--	--	--	--	--	--	--	--	--	--	--	--	--	0.499	0.616	0.62	0.68	1.2	0.33	0.21	2.0	0.17	0.27	0.37	0.49
Manganese, Dissolved	*	mg/L	--	--	--	--	--	--	--	--	--	--	--	--	--	--	--	--	--	--	--	--	--	--	--	--	--	--	--	--	--	--	--	--
Methane	*	µg/L	--	--	--	--	--	--	--	--	--	--	--	--	--	--	--	--	--	--	--	--	--	--	--	--	--	--	--	--	--	--	--	--
Nitrate	*	mg/L	--	--	--	--	--	--	--	--	--	--	--	--	--	--	--	--	--	--	--	--	--	--	--	--	--	--	--	--	--	--	--	--
Nitrogen	*	mg/L	--	--	--	--	--	--	--	--	--	--	--	--	--	--	--	--	--	--	--	--	--	--	--	--	--	--	--	--	--	--	--	--
Nitrogen, ammonia (as N)	*	mg/L	--	--	--	--	--	--	--	--	--	--	--	--	--	--	--	--	--	--	--	--	--	--	--	--	--	--	--	--	--	--	--	--
Oxygen	*	mg/L	--	--	--	--	--	--	--	--	--	--	--	--	--	--	--	--	--	--	--	--	--	--	--	--	--	--	--	--	--	--	--	--
Sulfate	*	mg/L	--	--	--	--	--	--	--	--	--	--	--	--	--	--	--	--	--	--	--	--	--	--	--	--	--	--	--	--	--	--	--	--
Sulfide	*	mg/L	--	--	--	--	--	--	--	--	--	--	--	--	--	--	--	--	--	--	--	--	--	--	--	--	--	--	--	--	--	--	--	--
Volatile Organic Compounds																																		
Acetone	4,000	µg/L	< 50	< 50	< 50	< 50	< 50	<100	< 5.0	< 5.0	< 5.0	< 5.0	**7.5 J**	< 100	< 100	< 100	< 100	< 50	< 50	< 50	50 U	10 U	25 U	25 U	25 U	25 U	25 U	25 U	25 U	25 U	25 U	25 U	25 U
Benzene	5	µg/L	< 5.0	< 5.0	< 5.0	< 5.0	< 5.0	< 5.0	< 0.25	< 0.25	< 0.25	< 0.25	< 5.0	< 5.0	< 5.0	< 5.0	< 5.0	< 5.0	< 5	< 5	5 U	1.0 U	1.0 U	1.0 U	1.0 U	1.0 U	1.0 U	1.0 U	**0.16 J**	1.0 U	1.0 U	**0.18 J**	1.0 U
Carbon Disulfide	4,000	µg/L	< 5.0	< 5.0	< 5.0	< 5.0	< 5.0	< 5.0	< 0.60	< 0.60	< 0.60	< 0.60	< 5.0	< 5.0	< 5.0	< 5.0	< 5.0	< 5.0	< 5	< 5	5 U	1.0 U	1.0 U	1.0 U	1.0 U	1.0 U	1.0 U	1.0 U	1.0 U	1.0 U	1.0 U	1.0 U	1.0 U
Ethylbenzene	700	µg/L	< 5.0	< 5.0	< 5.0	< 5.0	< 5.0	< 5.0	< 0.11	< 0.11	< 0.11	< 0.11	< 5.0	< 5.0	< 5.0	< 5.0	< 5.0	< 5.0	< 5	< 5	5 U	1.0 U	1.0 U	1.0 U	1.0 U	1.0 U	1.0 U	1.0 U	1.0 U	1.0 U	1.0 U	1.0 U	**0.17 J**
Methylene Chloride	5	µg/L	< 5.0	< 5.0	< 5.0	< 5.0	< 5.0	< 5.0	< 1.0	< 1.0	**3.3 J B**	< 1.0	< 5.0	< 5.0	< 5.0	< 5.0	< 5.0	< 5.0	< 5	< 5	5 U	1.0 U	5.0 U	5.0 U	5.0 U	5.0 U	5.0 U	5.0 U	5.0 U	5.0 U	5.0 U	5.0 U	5.0 U
Toluene	1,000	µg/L	< 5.0	< 5.0	< 5.0	< 5.0	< 5.0	< 5.0	< 0.33	< 0.33	< 0.33	< 0.33	< 5.0	< 5.0	< 5.0	< 5.0	< 5.0	< 5.0	< 5	< 5	5 U	**3.2**	1.0 U	1.0 U	1.0 U	1.0 U	1.0 U	1.0 U	1.0 U	1.0 U	1.0 U	1.0 U	1.0 U
Trichloroethylene	5	µg/L	< 5.0	< 5.0	< 5.0	< 5.0	< 5.0	< 5.0	< 0.13	< 0.13	< 0.13	< 0.13	< 5.0	< 5.0	< 5.0	< 5.0	< 5.0	< 5.0	< 5	< 5	5 U	1.0 U	1.0 U	1.0 U	1.0 U	1.0 U	1.0 U	1.0 U	1.0 U	1.0 U	1.0 U	1.0 U	1.0 U
Xylenes, total	2,000	µg/L	< 5.0	< 5.0	< 5.0	< 5.0	< 5.0	< 5.0	< 0.20	< 0.20	< 0.20	< 0.20	< 5.0	< 5.0	< 5.0	< 5.0	< 5.0	< 5.0	< 5	< 5	5 U	0.002 U	2.0 U	2.0 U	2.0 U	2.0 U	2.0 U	2.0 U	2.0 U	2.0 U	2.0 U	2.0 U	2.0 U
Semivolatile Organic Compounds																																		
2-Methylnaphthalene	*	µg/L	--	--	--	--	--	--	--	--	--	--	--	--	--	--	--	--	--	--	--	0.2 U	0.2 U	0.2 U	0.2 U	0.2 U	10 U	10 U	10 U	10 U	10 U	10 U	10 U
Acenaphthene	2,000	µg/L	< 0.5	< 0.50	< 0.50	< 0.50	< 0.50	<0.20	< 0.098	< 0.11	< 0.11	< 0.11	< 0.19	< 0.19	< 0.19	< 19 *	< 0.19	< 10	< 10	< 10	10 U	0.2 U	0.2 U	0.2 U	0.2 U	0.2 U	10 U	10 U	10 U	10 U	10 U	10 U	10 U
Acenaphthylene	10	µg/L	< 1.0	< 1.0	< 1.0	< 1.0	< 1.0	<0.20	< 0.098	< 0.11	< 0.11	< 0.11	< 0.19	< 0.19	< 0.19	< 19 *	< 0.19	< 10	< 10	< 10	10 U	0.2 U	0.2 U	0.2 U	0.2 U	0.2 U	10 U	10 U	10 U	10 U	10 U	10 U	10 U
Anthracene	10	µg/L	< 0.05	< 0.050	**0.057**	< 0.050	< 0.050	<0.20	< 0.098	< 0.11	< 0.11	< 0.11	< 0.19	< 0.19	< 0.19	< 19 *	< 0.19	< 10	< 10	< 10	10 U	0.2 U	0.2 U	0.2 U	0.2 U	0.2 U	10 U	10 U	10 U	10 U	10 U	10 U	10 U
Benz(a)anthracene	0.1	µg/L	< 0.05	< 0.050	< 0.050	< 0.050	< 0.050	<0.20	< 0.098	< 0.11	< 0.11	< 0.11	< 0.19	< 0.19	< 0.19	< 19	< 0.19	< 0.050	< 0.05	< 0.05	0.05 U	0.2 U	0.2 U	0.2 U	0.2 U	0.2 U	10 U	10 U	10 U	10 U	10 U	10 U	10 U
Benzo(a)pyrene	0.2	µg/L	< 0.05	< 0.050	< 0.050	< 0.050	< 0.050	<0.20	< 0.098	< 0.11	< 0.11	< 0.11	< 0.19	< 0.19	< 0.19	< 19	< 0.19	< 0.050	< 0.05	< 0.05	0.05 U	0.2 U	0.2 U	0.2 U	0.2 U	0.2 U	10 U	10 U	10 U	10 U	10 U	10 U	10 U
Benzo(b)fluoranthene	0.2	µg/L	< 0.1	< 0.10	< 0.10	< 0.10	< 0.10	<0.20	< 0.098	< 0.11	< 0.11	< 0.11	< 0.19	< 0.19	< 0.19	< 19	< 0.19	< 0.10	< 0.1	< 0.1	0.1 U	0.2 U	0.2 U	0.2 U	0.2 U	0.2 U	10 U	10 U	10 U	10 U	10 U	10 U	10 U
Benzo(g,h,i)perylene	10	µg/L	< 0.1	< 0.10	< 0.10	< 0.10	< 0.10	<0.20	< 0.098	< 0.11	< 0.11	< 0.11	< 0.19	< 0.19	< 0.19	< 19	< 0.19	< 10	< 10	< 10	10 U	0.2 U	0.2 U	0.2 U	0.2 U	0.2 U	10 U	10 U	10 U	10 U	10 U	10 U	10 U
Benzo(k)fluoranthene	10	µg/L	< 0.05	< 0.050	< 0.050	< 0.050	< 0.050	<0.20	< 0.098	< 0.11	< 0.11	< 0.11	< 0.19	< 0.19	< 0.19	< 19 *	< 0.19	< 10	< 10	< 10	10 U	0.2 U	0.2 U	0.2 U	0.2 U	0.2 U	10 U	10 U	10 U	10 U	10 U	10 U	10 U
Chrysene	0.2	µg/L	< 0.05	< 0.050	< 0.050	< 0.050	< 0.050	<0.20	< 0.044	< 0.050	< 0.049	< 0.049	< 0.19	< 0.19	< 0.19	< 19	< 0.19	< 0.050	< 0.05	< 0.05	0.05 U	0.2 U	0.2 U	0.2 U	0.2 U	0.2 U	10 U	10 U	10 U	10 U	10 U	10 U	10 U
Dibenzo(a,h)anthracene	0.3	µg/L	< 0.1	< 0.10	< 0.10	< 0.10	< 0.10	<0.20	< 0.098	< 0.11	< 0.11	< 0.11	< 0.19	< 0.19	< 0.19	< 19	< 0.19	< 0.10	< 0.1	< 0.1	0.1 U	0.2 U	0.2 U	0.2 U	0.2 U	0.2 U	10 U	10 U	10 U	10 U	10 U	10 U	10 U
Dibenzofuran	1	µg/L	--	--	--	--	--	--	--	--	--	--	--	--	--	--	--	--	--	--	--	1.0 U	0.2 U	0.2 U	0.2 U	0.2 U	10 U	10 U	10 U	10 U	10 U	10 U	10 U
Fluoranthene	1,000	µg/L	< 0.1	< 0.10	< 0.10	< 0.10	< 0.10	<0.20	< 0.098	< 0.11	< 0.11	< 0.11	< 0.19	< 0.19	< 0.19	< 19 *	< 0.19	< 10	< 10	< 10	10 U	0.2 U	0.2 U	0.2 U	0.2 U	0.2 U	10 U	10 U	10 U	10 U	10 U	10 U	10 U
Fluorene	1,000	µg/L	< 0.1	< 0.10	< 0.10	< 0.10	< 0.10	<0.20	< 0.098	< 0.11	< 0.11	< 0.11	< 0.19	< 0.19	< 0.19	< 19 *	< 0.19	< 10	< 10	< 10	10 U	0.2 U	0.2 U	0.2 U	0.2 U	0.2 U	10 U	10 U	10 U	10 U	10 U	10 U	10 U
Indeno(1,2,3-cd)pyrene	0.4	µg/L	< 0.05	< 0.050	< 0.050	< 0.050	< 0.050	<0.20	< 0.098	< 0.11	< 0.11	< 0.11	< 0.19	< 0.19	< 0.19	< 19	< 0.19	< 0.050	< 0.05	< 0.05	0.05 U	0.2 U	0.2 U	0.2 U	0.2 U	0.2 U	10 U	10 U	10 U	10 U	10 U	10 U	10 U
Naphthalene	20	µg/L	< 0.5	< 0.50	< 0.50	< 0.50	< 0.50	<0.20	< 0.098	< 0.11	< 0.11	< 0.11	**0.35**	< 0.19	< 0.19	< 19	< 0.19	< 10	< 10	< 10	10 U	0.2 U	0.2 U	0.2 U	0.2 U	0.2 U	**11**	10 U	10 U	10 U	10 U	10 U	10 U
Phenanthrene	10	µg/L	< 0.05	< 0.050	< 0.050	< 0.050	< 0.050	<0.20	< 0.098	< 0.11	< 0.11	< 0.11	< 0.19	< 0.19	< 0.19	< 19 *	< 0.19	< 10	< 10	< 10	10 U	0.2 U	0.2 U	0.2 U	0.2 U	0.2 U	10 U	10 U	10 U	10 U	10 U	10 U	10 U
Pyrene	1,000	µg/L	**0.056**	**0.079**	< 0.050	**0.065**	< 0.050	<0.20	< 0.098	< 0.11	< 0.11	< 0.11	< 0.19	< 0.19	< 0.19	< 19	< 0.19	< 10	< 10	< 10	10 U	0.2 U	0.2 U	0.2 U	0.2 U	0.2 U	10 U	10 U	10 U	10 U	10 U	10 U	10 U
Inorganic Compounds																																		
Aluminum (fume or dust)	*	mg/L	--	--	--	--	--	--	--	--	--	--	--	--	--	--	--	--	--	--	--	0.2 U	0.2 U	0.2 U	0.2 U	0.2 U	0.2 U	**0.048 B**	**0.11 B**	0.2 U	**0.11 B**	**2.1**	0.2 U
Antimony	0.01	mg/L	< 0.02	< 0.0200	< 0.0200	< 0.0200	< 0.0200	< 0.020	< 0.0053	< 0.0053	< 0.0053	< 0.0053	< 0.020	< 0.020	< 0.020	< 0.020	< 0.020	< 0.0200	< 0.02	< 0.02	0.02 U	0.01 U	0.006 U	0.02 U	0.006 U	0.02 U	0.02 U	0.020 U	0.020 U	0.02 U	0.02 U	0.02 U	0.02 U
Arsenic	0.05	mg/L	< 0.05	< 0.0500	< 0.0500	< 0.0500	< 0.0500	< 0.020	< 0.0046	< 0.0046	< 0.0046	< 0.0046	< 0.020	< 0.020	< 0.020	< 0.010	< 0.010	<0.0500	< 0.05	< 0.05	0.05 U	0.01 U	0.01 U	0.01 U	0.01 U	0.01 U	0.01 U	0.010 U	0.010 U	0.01 U	0.01 U	0.01 U	0.01 U
Barium	2	mg/L	**0.082**	**0.0712**	**0.258**	**0.0751**	**0.0638**	**0.29**	**0.061**	**0.068**	**0.064**	**0.061**	**0.065**	**0.062**	**0.065**	**0.069**	**0.072**	**0.147**	**0.0767**	**0.112**	**0.112**	0.2 U	**0.126**	**0.1**	**0.098**	**0.15**	**0.07**	**0.065**	**0.14**	**0.068**	**0.12**	**0.1**	**0.1**
Beryllium	0.004	mg/L	< 0.01	< 0.0100	< 0.0100	< 0.0100	< 0.0100	< 0.0040	< 0.00020	< 0.00020	< 0.00020	< 0.00020	< 0.0040	< 0.0040	< 0.0040	< 0.0040	< 0.0040	< 0.0100	< 0.010	< 0.010	0.01 U	0.005 U	0.004 U	0.004 U	0.004 U	0.004 U	0.004 U	0.0040 U	0.0040 U	0.004 U	0.004 U	0.004 U	0.004 U
Cadmium	0.005	mg/L	< 0.005	< 0.0050	< 0.0050	< 0.0050	< 0.0050	< 0.0050	< 0.0020	< 0.0020	< 0.0020	< 0.0020	< 0.0050	< 0.0050	< 0.0050	< 0.0050	< 0.0050	< 0.0050	< 0.005	< 0.005	0.005 U	0.002 U	0.005 U	0.005 U	0.005 U	0.005 U	0.005 U	0.0050 U	0.0050 U	**0.00091 B**	0.005 U	0.005 U	0.005 U
Calcium metal	*	mg/L	--	--	--	--	--	--	--	--	--	--	--	--	--	--	--	--	--	--	--	**40**	**44.6**	**33**	**35**	**49**	**28**	**24**	**70**	**21**	**31**	**30**	**30**
Chromium	0.1	mg/L	< 0.01	< 0.0100	< 0.0100	< 0.0100	< 0.0100	< 0.010	< 0.0012	< 0.0012	< 0.0012	< 0.0012	**0.0030 J**	< 0.010	< 0.010	**0.0015 J**	**0.0016 J**	**0.0178**	< 0.010	< 0.010	0.01 U	0.005 U	0.01 U	0.01 U	0.01 U	0.01 U	0.01 UJ	0.010 U	**0.010**	0.01 U	**0.004 B**	**0.0034 B**	0.01 U
Cobalt	*	mg/L	--	--	--	--	--	--	--	--	--	--	--	--	--	--	--	--	--	--	--	0.007 U	0.01 U	0.01 U	0.01 U	0.01 U	0.01 U	**0.0028 B**	**0.0059 B**	**0.0024 B**	**0.002 B**	**0.0023 B**	**0.0016 B**
Copper	1.3	mg/L	< 0.01	< 0.0100	< 0.0100	< 0.0100	< 0.0100	< 0.020	< 0.0019	< 0.0019	< 0.0019	< 0.0019	< 0.020	< 0.020	< 0.020	< 0.020	< 0.020	**0.0165**	< 0.010	< 0.010	0.01 U	0.025 U	0.02 U	0.02 U	0.02 U	0.02 U	0.02 U	**0.0011 B**	**0.0010 B**	**0.0012 B**	0.02 U	**0.0021 B**	0.02 U
Cyanide	0.2	mg/L	< 0.01	< 0.010	< 0.010	< 0.010	< 0.010	< 0.010	< 0.0050	< 0.0050	**0.0089 J**	< 0.0050	< 0.010	< 0.010	< 0.010	< 0.010	< 0.010	< 0.010	< 0.010	< 0.010	0.01 U	0.01 U	0.01 U	0.01 U	0.01 U	0.01 U	0.015 U	0.010 U	0.010 U	0.01 U	0.01 U	0.01 U	0.01 U
Lead	0.015	mg/L	< 0.01	< 0.0100	< 0.0100	< 0.0100	< 0.0100	< 0.010	< 0.0040	< 0.0040	< 0.0040	< 0.0040	< 0.010	< 0.010	< 0.010	< 0.0050	< 0.0050	**0.0184**	< 0.010	< 0.010	0.01 U	0.003 U	0.005 U	0.005 U	0.005 U	0.005 U	0.005 U	0.0050 U	0.0050 U	0.005 U	0.005 U	**0.0015 B**	0.005 U
Magnesium	*	mg/L	--	--	--	--	--	--	--	--	--	--	--	--	--	--	--	--	--	--	--	**11.5**	**26.2**	**22**	**23**	**19**	**23**	**19**	**43**	**18**	**25**	**22**	**23**
Mercury	0.002	mg/L	< 0.0002	< 0.00020	< 0.00020	< 0.00020	< 0.00020	< 0.00020	< 0.000091	< 0.000091	< 0.000091	< 0.000091	< 0.00020	< 0.00020	< 0.00020	< 0.00020	< 0.00020	**0.102**	< 0.0002	< 0.0002	0.0002 U	0.0002 U	0.0002 U	0.0002 U	0.0002 U	0.0002 U	0.0002 UJ	0.00020 U	0.00020 U	0.0002 U	0.0002 U	0.00020 U	0.00020 U
Nickel	0.1	mg/L	< 0.02	< 0.0200	< 0.0200	< 0.0200	< 0.0200	< 0.040	**0.0049 J**	**0.0059 J**	**0.0045 J**	< 0.0023	**0.0093 J**	< 0.040	< 0.040	**0.0030 J**	< 0.040	< 0.0200	< 0.02	< 0.02	0.02 U	0.04 U	0.04 U	0.04 U	0.04 U	0.04 U	**0.21**	**0.11**	**0.0083 B**	**0.1**	**0.11**	**0.0064 B**	**0.0067 B**
Potassium	*	mg/L	--	--	--	--	--	--	--	--	--	--	--	--	--	--	--	--	--	--	--	**19.8**	**6.01**	**2.8**	**2.2**	**11**	**0.8**	**0.62 B**	**3.0**	**0.73 B**	**1**	**1.2**	**1.1**
Selenium	0.05	mg/L	< 0.02	< 0.0200	< 0.0200	< 0.0200	< 0.0200	< 0.020	< 0.0064	< 0.0064	**0.0073 J**	< 0.0064	< 0.020	< 0.020	< 0.020	< 0.010	< 0.010	< 0.0200	< 0.02	< 0.02	0.02 U	0.005 U	0.01 U	0.01 U	0.01 U	0.01 U	0.01 U	0.010 U	0.010 U	0.01 U	0.01 U	0.01 U	0.01 U
Sodium	*	mg/L	--	--	--	--	--	--	--	--	--	--	--	--	--	--	--	--	--	--	--	**34.5**	**85.6**	**62**	**54**	**49**	**54**	**51**	**140**	**60**	**78**	**62**	**62**
Thallium	0.002	mg/L	< 0.02	< 0.0200	< 0.0200	< 0.0200	< 0.0200	< 0.0010	< 0.00025	< 0.00025	< 0.00025	< 0.00025	< 0.0010	< 0.0010	< 0.0010	< 0.0010	< 0.0010	< 1.00	< 1.00	< 1	0.001 U	0.001 U	0.001 U	0.002 U	0.001 U	0.001 U	0.002 U	0.0020 UWN	0.0020 UWN	0.002 UWN	0.002 U	0.002 U	0.002 UW
Vanadium (fume or dust)	0.2	mg/L	< 0.01	< 0.0100	< 0.0100	< 0.0100	< 0.0100	< 0.010	< 0.0024	< 0.0024	< 0.0024	< 0.0024	< 0.010	< 0.010	< 0.010	< 0.010	< 0.010	**0.0172**	< 0.010	< 0.010	0.01 U	0.007 U	0.01 U	0.01 U	0.01 U	0.01 U	0.01 U	0.010 U	0.010 U	0.01 U	0.01 U	**0.0055 B**	0.01 U
Zinc	2	mg/L	< 0.02	< 0.0200	< 0.0200	< 0.0200	< 0.0200	< 0.020	< 0.0087	< 0.0087	< 0.0087	< 0.0087	< 0.020	< 0.020	< 0.020	< 0.020	< 0.020	**0.0554**	< 0.02	< 0.02	0.02 U	0.02 U	0.02 U	0.02 U	0.02 U	0.02 U	0.02 U	0.020 U	0.020 U	0.02 U	0.02 U	**0.0059 B**	0.02 U

Notes:
* - Not a HSRA regulated compound
ISCO - *in-situ* chemical oxidation
RRS - Risk Reduction Standard

Data Qualifier Defintions:
-- - Not analyzed
B (Inorganics) - Estimated analyte concentration
D - Analyte concentration reported from secondary dilution
DB - Analyte concentration reported from secondary dilution; analyte detected in method blank
H - Holding time exceeded for sample
J - Estimated analyte concentration
JB (Organic) - Estimated analyte concentration; analyte detected in method blank
Bold = Exceeds the laboratory detection limit
Bold and shaded - Analyte concentration exceeds the Type 1 RRS
JM (Organic) - Estimated analyte concentration; spike sample recovery outside control limits
M (Organic) - Spike sample recovery outside control limits
N - Spike sample recovery outside of control limits
R - Sample data results rejected due to deficiencies in the ability to meet quality control standards
< - Analyte not detected at referenced detection limit
U - Analyte not detected at referenced detection limit
UJ - Analyte not detected; low method bias and/or matrix interference
UN - Analyte not detected; spiked sample recovery outside of control limits
UR - Analyte not detected; data rejected
UWN - Analyte not detected; post digestion spike and spike sample recovery outside control limits

Appendix E-3
Summary of Historical Ground Water Sampling Data - Decommissioned Wells
Atlanta Gas Light Company
Former Manufactured Gas Plant Site
Augusta, Ga

Chemical Name	Type 1 Risk Reduction Standard	Location ID	MW-307SAP	MW-307SAP	MW-307SAP	MW-307SAP	MW-307SAP	MW-307SAP	MW-307SAP	MW-307SAP	MW-307SAP	MW-307SAP	MW-307SAP	MW-307SAP	MW-307SAP	MW-307SAP	MW-307SAP	MW-307SAP	MW-307SAP	MW-307SAP	MW-307SAP	MW-307SAP	MW-307SAP	MW-307SAP	MW-307SAP	MW-307SAP	MW-307SAP	MW-307SAP
		Sample Date	7/28/2015	1/13/2015	7/15/2014	1/7/2014	7/10/2013	1/9/2013	7/24/2012	1/16/2012	7/6/2011	1/18-20/2011	1/7/2010	7/21/2009	1/15/2009	7/16/2008	1/9/2008	7/12/2006	1/11/2006	7/22/2005	1/19/2005	7/16/2004	1/23/2004	7/17/2003	7/9/2002	1/16/2002	7/10/2001	1/22/2001
		Unit	Post-ISCO																	Pre-ISCO								
Field Parameters																												
Conductivity	*	mS/cm	571	0.564	0.616	0.673	0.632	0.525	0.617	0.580	0.728	--	0.67	0.78	0.768	0.742	0.769	0.937	--	--	--	--	--	--	--	--	--	--
Dissolved Oxygen (YSI)	*	mg/L	0.49	0.37	0.48	6.09	0.34	8.33	10.52	0.88	0.27	--	3.93	0.7	0.85	1	1.13	0.56	--	--	--	--	--	--	--	--	--	--
Oxidation Reduction Potential	*	mV	-14.4	34.3	-13.4	-8.0	28.7	-10.9	7.2	-0.5	55.2	--	19.1	87.9	138.9	79.4	147.2	14.8	--	--	--	--	--	--	--	--	--	--
pH	*	SU	6.57	6.06	6.46	7.02	6.44	6.73	6.69	6.39	6.35	--	6.2	6.29	6.05	6.14	6.06	6.22	--	--	--	--	--	--	--	--	--	--
Temperature	*	Celsius	27.7	17.6	23.9	15.61	22.58	16.89	28.44	18.17	28.54	--	17.23	21.83	15.7	22.43	19.81	22.59	--	--	--	--	--	--	--	--	--	--
Turbidity	*	NTU	1.22	0.39	0.47	3.33	0.58	2.23	26.1	1.17	0.65	--	4.01	4.5	0.35	1.08	2.10	0.47	--	--	--	--	--	--	--	--	--	--
Monitored Natural Attenuation Parameters																												
Carbon Dioxide	*	µg/L	--	--	--	--	--	--	--	--	--	--	--	--	--	--	--	--	--	--	--	--	--	--	--	--	--	--
Iron	*	mg/L	--	--	--	--	--	--	--	--	--	--	--	--	--	--	--	--	2.37	2.75	3	3.3	4.4	3	3.3	4.3	3.4	4.1
Iron, as Ferrous (Fe+2)	*	mg/L	--	--	--	--	--	--	--	--	--	--	--	--	--	--	--	--	--	--	--	--	--	--	--	--	--	--
Manganese, Total	*	mg/L	--	--	--	--	--	--	--	--	--	--	--	--	--	--	--	--	1.37	1.37	1.6	1.8	2	2.1	2	2.1	2.7	3.3
Manganese, Dissolved	*	mg/L	--	--	--	--	--	--	--	--	--	--	--	--	--	--	--	--	--	--	--	--	--	--	--	--	--	--
Methane	*	µg/L	--	--	--	--	--	--	--	--	--	--	--	--	--	--	--	--	--	--	--	--	--	--	--	--	--	--
Nitrate	*	mg/L	--	--	--	--	--	--	--	--	--	--	--	--	--	--	--	--	--	--	--	--	--	--	--	--	--	--
Nitrogen	*	mg/L	--	--	--	--	--	--	--	--	--	--	--	--	--	--	--	--	--	--	--	--	--	--	--	--	--	--
Nitrogen, ammonia (as N)	*	mg/L	--	--	--	--	--	--	--	--	--	--	--	--	--	--	--	--	--	--	--	--	--	--	--	--	--	--
Oxygen	*	mg/L	--	--	--	--	--	--	--	--	--	--	--	--	--	--	--	--	--	--	--	--	--	--	--	--	--	--
Sulfate	*	mg/L	--	--	--	--	--	--	--	--	--	--	--	--	--	--	--	--	--	--	--	--	--	--	--	--	--	--
Sulfide	*	mg/L	--	--	--	--	--	--	--	--	--	--	--	--	--	--	--	--	--	--	--	--	--	--	--	--	--	--
Volatile Organic Compounds																												
Acetone	4,000	µg/L	< 50	< 50	< 50	< 50	< 50	< 100	< 100	< 5.0	< 5.0	< 5.0	< 100	< 100	< 100	< 100	< 50	50 U	10 U	25 U	25 U	25 U	25 U	25 U	25 U	25 U	25 U	25 U
Benzene	5	µg/L	< 5.0	< 250	< 5.0	< 5.0	< 5.0	< 5.0	< 5.0	< 0.25	< 0.25	0.55 J	< 5.0	< 5.0	< 5.0	< 5.0	< 5.0	5 U	1.0 U	1.0 U	1.0 U	1.0 U	1.0 U	1.0 U	1.0 U	**3.9**	**0.16 J**	**0.34 JB**
Carbon Disulfide	4,000	µg/L	< 5.0	< 5.0	< 5.0	< 5.0	< 5.0	< 5.0	< 5.0	< 0.60	< 0.60	< 0.60	< 5.0	< 5.0	< 5.0	< 5.0	< 5.0	5 U	1.0 U	1.0 U	1.0 U	1.0 U	1.0 U	1.0 U	1.0 U	1.0 U	**0.9 J**	1.0 U
Ethylbenzene	700	µg/L	< 5.0	< 5.0	< 5.0	< 5.0	< 5.0	< 5.0	< 5.0	< 0.11	< 0.11	< 0.11	< 5.0	< 5.0	< 5.0	< 5.0	< 5.0	5 U	1.0 U	1.0 U	1.0 U	1.0 U	1.0 U	1.0 U	1.0 U	**0.34 J**	1.0 U	1.0 U
Methylene Chloride	5	µg/L	< 5.0	< 5.0	< 5.0	< 5.0	< 5.0	< 5.0	< 5.0	< 1.0	**2.9 J B**	< 1.0	< 5.0	< 5.0	< 5.0	< 5.0	< 5.0	5 U	1.0 U	5.0 U	5.0 U	5.0 U	5.0 U	5.0 U	5.0 U	5.0 U	5.0 U	5.0 U
Toluene	1,000	µg/L	< 5.0	< 5.0	< 5.0	< 5.0	< 5.0	< 5.0	< 5.0	< 0.33	< 0.33	< 0.33	< 5.0	< 5.0	< 5.0	< 5.0	< 5.0	5 U	1.0 U	1.0 U	1.0 U	**1.2**	1.0 U	1.0 U	1.0 U	1.0 U	1.0 U	1.0 U
Trichloroethylene	5	µg/L	< 5.0	< 5.0	< 5.0	< 5.0	< 5.0	< 5.0	< 5.0	< 0.13	< 0.13	< 0.13	< 5.0	< 5.0	< 5.0	< 5.0	< 5.0	5 U	1.0 U	1.0 U	1.0 U	1.0 U	1.0 U	1.0 U	1.0 U	1.0 U	1.0 U	1.0 U
Xylenes, total	2,000	µg/L	< 5.0	< 5.0	< 5.0	< 5.0	< 5.0	< 5.0	< 5.0	< 0.20	< 0.20	< 0.20	< 5.0	< 5.0	< 5.0	< 5.0	< 5.0	5 U	2.0 U	2.0 U	2.0 U	2.0 U	2.0 U	2.0 U	2.0 U	**0.18 J**	2.0 U	2.0 U
Semivolatile Organic Compounds																												
2-Methylnaphthalene	*	µg/L	--	--	--	--	--	--	--	--	--	--	--	--	--	--	--	--	0.2 U	0.2 U	0.2 U	0.2 U	0.2 U	10 U	10 U	10 U	10 U	10 U
Acenaphthene	2,000	µg/L	< 0.5	< 0.50	< 0.50	< 0.50	< 0.50	< 0.19	< 0.19	< 0.11	< 0.11	< 0.10	< 0.20	< 0.19	< 0.20	< 0.19	< 10	10 U	0.2 U	0.2 U	0.2 U	0.2 U	0.2 U	10 U	10 U	**0.25 J**	10 U	10 U
Acenaphthylene	10	µg/L	< 1.0	< 1.0	< 1.0	< 1.0	< 1.0	< 0.19	< 0.19	< 0.11	**0.16 J**	< 0.10	**0.48**	< 0.19	< 0.20	< 0.19	< 10	10 U	0.2 U	0.2 U	0.2 U	0.2 U	0.2 U	10 U	10 U	10 U	10 U	10 U
Anthracene	10	µg/L	< 0.05	< 0.050	**0.054**	< 0.050	< 0.050	< 0.19	< 0.19	< 0.11	< 0.11	< 0.10	**0.29**	< 0.19	< 0.20	< 0.19	< 10	10 U	0.2 U	0.2 U	0.2 U	0.2 U	0.2 U	10 U	10 U	10 U	10 U	10 U
Benz(a)anthracene	0.1	µg/L	< 0.05	< 0.050	< 0.050	< 0.050	< 0.050	< 0.19	< 0.19	< 0.11	< 0.11	< 0.10	**0.63**	< 0.19	< 0.20	< 0.19	< 0.050	0.05 U	0.2 U	0.2 U	0.2 U	0.2 U	0.2 U	10 U	10 U	10 U	10 U	10 U
Benzo(a)pyrene	0.2	µg/L	< 0.05	< 0.050	< 0.050	< 0.050	< 0.050	< 0.19	< 0.19	< 0.11	**1.0**	< 0.10	**0.52**	< 0.19	< 0.20	< 0.19	< 0.050	0.05 U	0.2 U	0.2 U	0.2 U	0.2 U	0.2 U	10 U	10 U	10 U	10 U	10 U
Benzo(b)fluoranthene	0.2	µg/L	< 0.1	< 0.10	< 0.10	< 0.10	< 0.10	< 0.19	< 0.19	< 0.11	< 0.11	< 0.10	**0.27**	< 0.19	< 0.20	< 0.19	< 0.10	0.1 U	0.2 U	0.2 U	0.2 U	0.2 U	0.2 U	10 U	10 U	10 U	10 U	10 U
Benzo(g,h,i)perylene	10	µg/L	< 0.1	< 0.10	< 0.10	< 0.10	< 0.10	< 0.19	< 0.19	< 0.11	**0.82**	< 0.10	**0.23**	< 0.19	< 0.20	< 0.19	< 10	10 U	0.2 U	0.2 U	0.2 U	0.2 U	0.2 U	10 U	10 U	10 U	10 U	10 U
Benzo(k)fluoranthene	10	µg/L	< 0.05	< 0.050	< 0.050	< 0.050	< 0.050	< 0.19	< 0.19	< 0.11	**0.40**	< 0.10	**0.31**	< 0.19	< 0.20	< 0.19	< 10	10 U	0.2 U	0.2 U	0.2 U	0.2 U	0.2 U	10 U	10 U	10 U	10 U	10 U
Chrysene	0.2	µg/L	< 0.05	< 0.050	< 0.050	< 0.050	< 0.050	< 0.19	< 0.19	< 0.049	< 0.050	< 0.045	**0.49**	< 0.19	< 0.20	< 0.19	< 0.050	0.05 U	0.2 U	0.2 U	0.2 U	0.2 U	0.2 U	10 U	10 U	10 U	10 U	10 U
Dibenzo(a,h)anthracene	0.3	µg/L	< 0.1	< 0.10	< 0.10	< 0.10	< 0.10	< 0.19	< 0.19	< 0.11	< 0.11	< 0.10	< 0.20	< 0.19	< 0.20	< 0.19	< 0.10	0.1 U	0.2 U	0.2 U	0.2 U	0.2 U	0.2 U	10 U	10 U	10 U	10 U	10 U
Dibenzofuran	1	µg/L	--	--	--	--	--	--	< 0.19	--	--	--	--	--	--	--	--	--	1.0 U	0.2 U	0.2 U	0.2 U	0.2 U	10 U	10 U	10 U	10 U	10 U
Fluoranthene	1,000	µg/L	< 0.1	< 0.10	< 0.10	< 0.10	< 0.10	< 0.19	< 0.19	< 0.11	< 0.11	< 0.10	**0.88**	< 0.19	< 0.20	< 0.19	< 10	10 U	0.2 U	0.2 U	0.2 U	0.2 U	0.2 U	10 U	10 U	10 U	10 U	10 U
Fluorene	1,000	µg/L	< 0.1	< 0.10	< 0.10	< 0.10	< 0.10	< 0.19	--	< 0.11	< 0.11	< 0.10	< 0.20	< 0.19	< 0.20	< 0.19	< 10	10 U	0.2 U	0.2 U	0.2 U	0.2 U	0.2 U	10 U	10 U	10 U	10 U	10 U
Indeno(1,2,3-cd)pyrene	0.4	µg/L	< 0.05	< 0.050	< 0.050	< 0.050	< 0.050	< 0.19	< 0.19	< 0.11	**0.79**	< 0.10	**0.25**	< 0.19	< 0.20	< 0.19	< 0.050	0.05 U	0.2 U	0.2 U	0.2 U	0.2 U	0.2 U	10 U	10 U	10 U	10 U	10 U
Naphthalene	20	µg/L	< 0.5	< 0.50	< 0.50	< 0.50	< 0.50	< 0.19	< 0.19	< 0.11	**0.11 J**	< 0.10	< 0.20	< 0.19	**0.063 JB**	< 0.19	< 10	10 U	0.2 U	0.2 U	0.2 U	0.2 U	0.2 U	10 U	10 U	**0.99 J**	10 U	10 U
Phenanthrene	10	µg/L	< 0.05	< 0.050	< 0.050	< 0.050	< 0.050	< 0.19	< 0.19	< 0.11	< 0.11	< 0.10	**1.1**	< 0.19	< 0.20	< 0.19	< 10	10 U	0.2 U	0.2 U	0.2 U	0.2 U	0.2 U	10 U	10 U	10 U	10 U	10 U
Pyrene	1,000	µg/L	< 0.05	< 0.050	< 0.050	< 0.050	< 0.050	< 0.19	< 0.19	< 0.11	< 0.11	< 0.10	**0.92**	< 0.19	< 0.20	< 0.19	< 10	10 U	0.2 U	0.2 U	0.2 U	0.2 U	0.2 U	10 U	10 U	10 U	10 U	10 U
Inorganic Compounds																												
Aluminum (fume or dust)	*	mg/L	--	--	--	--	--	--	--	--	--	--	--	--	--	--	--	--	**0.258**	0.2 U	0.2 U	0.2 U	0.2 U	0.2 U	0.2 U	**0.038 B**	**0.14 B**	**0.065 BN**
Antimony	0.01	mg/L	< 0.02	< 0.0200	< 0.0200	< 0.0200	< 0.0200	< 0.020	< 0.020	< 0.0053	< 0.0053	< 0.0053	< 0.020	< 0.020	< 0.020	< 0.020	< 0.0200	0.02 U	0.01 U	0.006 U	0.02 U	0.006 U	0.02 U	0.02 U	0.02 U	0.02 U	0.02 U	0.02 U
Arsenic	0.05	mg/L	< 0.05	< 0.0500	< 0.0500	< 0.0500	< 0.0500	< 0.020	< 0.020	< 0.0046	< 0.0046	< 0.0046	< 0.020	< 0.020	< 0.010	< 0.010	<0.0500	0.05 U	0.01 U	0.01 U	0.01 U	0.01 U	0.01 U	0.01 U	**0.0032 B**	0.01 U	**0.0039 B**	0.01 U
Barium	2	mg/L	**0.0715**	**0.0649**	**0.071**	**0.0697**	**0.0692**	**0.068**	**0.066**	**0.076**	**0.070**	**0.065**	**0.078**	**0.078**	**0.08**	**0.066**	**0.0731**	**0.0996**	0.2 U	**0.0985**	**0.12**	**0.14**	**0.15**	**0.16**	**0.15**	**0.18**	**0.2**	**0.23**
Beryllium	0.004	mg/L	< 0.01	< 0.0100	< 0.0100	< 0.0100	< 0.0100	< 0.0040	< 0.0040	< 0.00020	< 0.00020	**0.00021 JB**	< 0.0040	< 0.0040	< 0.0040	< 0.0040	< 0.0100	0.01 U	0.005 U	0.004 U	0.004 U	0.004 U	0.004 U	0.004 U	0.004 U	0.004 U	0.004 U	0.004 U
Cadmium	0.005	mg/L	< 0.005	< 0.0050	< 0.0050	< 0.0050	< 0.0050	< 0.0050	< 0.0050	< 0.0020	< 0.0020	< 0.0020	< 0.0050	< 0.0050	< 0.0050	< 0.0050	< 0.0050	0.005 U	0.002 U	0.005 U	0.005 U	0.005 U	0.005 U	0.005 U	**0.00078 B**	0.005 U	0.005 U	0.005 U
Calcium metal	*	mg/L	--	--	--	--	--	--	--	--	--	--	--	--	--	--	--	--	**45.9**	**53.9**	**57**	**65**	**74**	**74**	**69**	**73**	**110**	**110**
Chromium	0.1	mg/L	< 0.01	< 0.0100	< 0.0100	< 0.0100	< 0.0100	< 0.010	< 0.010	< 0.0012	< 0.0012	**0.0047 J**	< 0.010	< 0.010	< 0.010	< 0.010	< 0.0100	0.01 U	0.005 U	0.01 U	0.01 U	0.01 U	0.01 U	0.01 UJ	0.01 U	**0.0039 B**	**0.01**	0.01 U
Cobalt	*	mg/L	--	--	--	--	--	--	--	--	--	--	--	--	--	--	--	--	0.007 U	0.01 U	0.01 U	0.01 U	0.01 U	0.01 U	**0.0059 B**	**0.0062 B**	**0.0066 B**	**0.0075 B**
Copper	1.3	mg/L	< 0.01	< 0.0100	< 0.0100	< 0.0100	< 0.0100	< 0.020	< 0.020	< 0.0019	< 0.0019	0.0036 JB	< 0.020	< 0.020	< 0.020	< 0.020	< 0.0100	0.01 U	0.025 U	0.02 U	0.02 U	0.02 U	0.02 U	0.02 U	0.02 U	0.02 U	0.02 U	**0.0015 B**
Cyanide	0.2	mg/L	< 0.01	< 0.010	< 0.010	< 0.010	< 0.010	< 0.010	< 0.010	< 0.0050	**0.0094 J**	< 0.0050	< 0.010	< 0.010	< 0.010	< 0.010	< 0.010	0.01 U	0.01 U	0.01 U	0.01 U	0.01 U	0.01 U	0.015 U	0.01 U	0.01 U	0.01 U	0.01 U
Lead	0.015	mg/L	< 0.01	< 0.0100	< 0.0100	< 0.0100	< 0.0100	< 0.010	< 0.010	< 0.0040	< 0.0040	< 0.0040	< 0.010	< 0.010	< 0.0050	< 0.0050	< 0.0100	0.01 U	0.003 U	0.005 U	0.005 U	0.005 U	0.005 U	0.005 U	0.005 U	0.005 U	0.005 U	0.005 U
Magnesium	*	mg/L	--	--	--	--	--	--	--	--	--	--	--	--	--	--	--	--	**29.7**	**32.1**	**35**	**39**	**44**	**50**	**43**	**44**	**67**	**70**
Mercury	0.002	mg/L	< 0.0002	< 0.00020	< 0.00020	< 0.00020	< 0.00020	< 0.00020	< 0.00020	< 0.000091	< 0.000091	< 0.000091	< 0.00020	< 0.00020	< 0.00020	< 0.00020	< 0.00020	0.0002 U	0.0002 U	0.0002 U	0.0002 U	0.0002 U	0.0002 U	0.0002 UJ	0.0002 U	0.0002 U	0.00020 U	0.00020 U
Nickel	0.1	mg/L	< 0.02	< 0.0200	< 0.0200	< 0.0200	< 0.0200	< 0.040	< 0.040	**0.0032 J**	< 0.0023	< 0.0023	< 0.040	< 0.040	**0.0027 J**	**0.0033 J**	< 0.0200	0.02 U	0.04 U	0.04 U	0.04 U	0.04 U	0.04 U	0.04 U	**0.011 B**	**0.026 B**	**0.070**	**0.02 B**
Potassium	*	mg/L	--	--	--	--	--	--	--	--	--	--	--	--	--	--	--	--	5 U	**4.43**	**4**	**3.1**	**3.5**	**3.7**	**3.2**	**2.5**	**3.8**	**3.7**
Selenium	0.05	mg/L	< 0.02	< 0.0200	< 0.0200	< 0.0200	< 0.0200	< 0.020	< 0.020	< 0.0064	< 0.0064	< 0.0064	< 0.020	< 0.020	< 0.010	< 0.010	< 0.0200	0.02 U	0.005 U	0.01 U	0.01 U	0.01 U	0.01 U	0.01 U	0.01 U	0.01 U	0.01 U	0.01 U
Sodium	*	mg/L	--	--	--	--	--	--	--	--	--	--	--	--	--	--	--	--	**104**	**107**	**120**	**140**	**150**	**190**	**130**	**130**	**190**	**180**
Thallium	0.002	mg/L	< 0.02	< 0.0200	< 0.0200	< 0.0200	< 0.0200	< 0.0010	< 0.0010	< 0.00025	< 0.00025	< 0.00025	< 0.0010	< 0.0010	< 0.0010	< 0.0010	< 1.00	0.001 U	0.001 U	0.001 U	0.002 U	0.001 U	0.001 U	0.002 U	0.002 UWN	0.002 U	0.002 UW	0.002 U
Vanadium (fume or dust)	0.2	mg/L	< 0.01	< 0.0100	< 0.0100	< 0.0100	< 0.0100	< 0.010	< 0.010	< 0.0024	< 0.0024	< 0.0024	< 0.010	< 0.010	< 0.010	< 0.010	< 0.0100	0.01 U	0.007 U	0.01 U	0.01 U	0.01 U	0.01 U	0.01 U	0.01 U	0.01 U	0.01 U	0.01 U
Zinc	2	mg/L	< 0.02	< 0.0200	< 0.0200	< 0.0200	< 0.0200	< 0.020	< 0.020	< 0.0087	**0.011 J**	**0.0087 J**	< 0.020	< 0.020	< 0.020	**0.0086 J**	< 0.0200	0.02 U	0.02 U	0.02 U	0.02 U	0.02 U	0.02 U	**0.02**	**0.0064 B**	**0.0066 B**	**0.0071 B**	**0.0074 B**

Notes:
* - Not a HSRA regulated compound
ISCO - *in-situ* chemical oxidation
RRS - Risk Reduction Standard

Data Qualifier Defintions:
-- - Not analyzed
B (Inorganics) - Estimated analyte concentration
D - Analyte concentration reported from secondary dilution
DB - Analyte concentration reported from secondary dilution; analyte detected in method blank
H - Holding time exceeded for sample
J - Estimated analyte concentration
JB (Organic) - Estimated analyte concentration; analyte detected in method blank
Bold = Exceeds the laboratory detection limit
Bold and shaded - Analyte concentration exceeds the Type 1 RRS
JM (Organic) - Estimated analyte concentration; spike sample recovery outside control limits
M (Organic) - Spike sample recovery outside control limits
N - Spike sample recovery outside of control limits
R - Sample data results rejected due to deficiencies in the ability to meet quality control standards
< - Analyte not detected at referenced detection limit
U - Analyte not detected at referenced detection limit
UJ - Analyte not detected; low method bias and/or matrix interference
UN - Analyte not detected; spiked sample recovery outside of control limits
UR - Analyte not detected; data rejected
UWN - Analyte not detected; post digestion spike and spike sample recovery outside control limits

Appendix E-3
Summary of Historical Ground Water Sampling Data - Decommissioned Wells
Atlanta Gas Light Company
Former Manufactured Gas Plant Site
Augusta, Ga

Chemical Name	Type 1 Risk Reduction Standard	Location ID	MW-307TZ	MW-307TZ	MW-307TZ	MW-307TZ	MW-307TZ	MW-307TZ	MW-307TZ	MW-307TZ	MW-307TZ	MW-307TZ	MW-307TZ	MW-307TZ	MW-307TZ	MW-307TZ	MW-307TZ	MW-307TZ	MW-307TZ	MW-307TZ	MW-307TZ	MW-307TZ	MW-307TZ	MW-307TZ	MW-307TZ	MW-307TZ	MW-307TZ	MW-307TZ
		Sample Date	7/30/2015	1/27/2014	1/16/2012	7/6/2011	1/18/2011	7/14/2010	1/12/2010	7/21/2009	1/19/2009	7/16/2008	1/9/2008	7/11/2007	2/14/2007	7/12/2006	1/11/2006	7/22/2005	1/21/2005	7/16/2004	1/23/2004	7/18/2003	1/15/2003	7/10/2002	1/16/2002	7/10/2001	1/24/2001
		Unit	Post-Extraction	During Extraction												Pre-Extraction												
Volatile Organic Compounds																												
Acetone	4,000	µg/L	< 50	<50	< 5.0	< 5.0	< 5.0	**12 J**	< 100	< 100	< 100	< 100	< 50	< 50	< 50	50 U	10 U	25 U	25 U	25 U	25 U	25 U	25 U	25 U	**34**	**69**	25 U
Benzene	5	µg/L	< 5.0	<5.0	< 0.25	< 0.25	< 0.25	< 5.0 U	< 5.0	< 5.0	< 5.0	< 5.0	< 5.0	< 5	< 5	5 U	1.0 U	1.0 U	1.0 U	1.0 U	1.0 U	1.0 U	**0.31 J**	1.0 U	**28**	1.0 U	**9.8**
Carbon Disulfide	4,000	µg/L	< 5.0	< 5.0	< 0.60	< 0.60	< 0.60	< 5.0 U	< 5.0	< 5.0	< 5.0	< 5.0	< 5.0	< 5	< 5	5 U	1.0 U	1.0 U	1.0 U	1.0 U	1.0 U	1.0 U	1.0 U	1.0 U	1.0 U	1.0 U	1.0 U
Ethylbenzene	700	µg/L	< 5.0	< 5.0	< 0.11	< 0.11	< 0.11	< 5.0 U	< 5.0	< 5.0	< 5.0	< 5.0	< 5.0	< 5	< 5	5 U	1.0 U	1.0 U	1.0 U	1.0 U	1.0 U	1.0 U	1.0 U	**0.15 J**	**0.78 J**	1.0 U	**0.19 J**
Methylene Chloride	5	µg/L	< 5.0	< 5.0	< 1.0	**2.8 J**	< 1.0	< 5.0 U	< 5.0	< 5.0	< 5.0	< 5.0	< 5.0	< 5	< 5	5 U	1.0 U	5.0 U	5.0 U	5.0 U	5.0 U	5.0 U	5.0 U	**0.27 J**	5.0 U	5.0 U	**0.49 J**
Toluene	1,000	µg/L	< 5.0	< 5.0	< 0.33	< 0.33	< 0.33	< 5.0 U	< 5.0	< 5.0	< 5.0	< 5.0	< 5.0	< 5	< 5	5 U	**1.4**	1.0 U	1.0 U	**1.1**	1.0 U	1.0 U	1.0 U	**0.36 J**	1.0 U	1.0 U	**0.58 J**
Trichloroethylene	5	µg/L	< 5.0	< 5.0	< 0.13	< 0.13	< 0.13	< 5.0 U	< 5.0	< 5.0	< 5.0	< 5.0	< 5.0	< 5	< 5	5 U	1.0 U	1.0 U	1.0 U	1.0 U	1.0 U	1.0 U	1.0 U	**0.59 J**	1.0 U	1.0 U	1.0 U
Xylenes, total	2,000	µg/L	< 5.0	<5.0	< 0.20	< 0.20	< 0.20	< 5.0 U	< 5.0	< 5.0	< 5.0	< 5.0	< 5.0	< 5	< 5	5 U	2.0 U	2.0 U	2.0 U	2.0 U	2.0 U	2.0 U	2.0 U	**0.38 J**	**0.46 J**	2.0 U	**0.47 J**
Semivolatile Organic Compounds																												
2-Methylnaphthalene	*	µg/L	--	--	--	--	--	--	--	--	--	--	--	--	--	--	0.2 U	0.2 U	0.2 U	0.2 U	0.2 U	10 U	10 U	10 U	--	17 U	13 U
Acenaphthene	2,000	µg/L	< 0.5	<0.50	< 0.10	< 0.11	< 0.11	< 0.19	< 0.19	< 0.19	< 0.20 *	< 0.19	< 10	< 10	< 10	10 U	0.2 U	0.2 U	0.2 U	0.2 U	0.2 U	10 U	10 U	10 U	--	17 U	13 U
Acenaphthylene	10	µg/L	< 1.0	<1.0	< 0.10	< 0.11	< 0.11	< 0.19	< 0.19	< 0.19	< 0.20 *	< 0.19	< 10	< 10	< 10	10 U	0.2 U	0.2 U	0.2 U	0.2 U	0.2 U	10 U	10 U	10 U	--	17 U	13 U
Anthracene	10	µg/L	< 0.05	<0.050	< 0.10	< 0.11	< 0.11	< 0.19	< 0.19	< 0.19	< 0.20 *	< 0.19	< 10	< 10	< 10	10 U	0.2 U	0.2 U	0.2 U	0.2 U	0.2 U	10 U	10 U	10 U	--	17 U	13 U
Benz(a)anthracene	0.1	µg/L	< 0.05	< 0.05	< 0.10	< 0.11	< 0.11	< 0.19	< 0.19	< 0.19	< 0.20	< 0.19	< 0.05	< 0.05	< 0.05	0.05 U	0.2 U	0.2 U	0.2 U	0.2 U	0.2 U	10 U	10 U	10 U	--	17 U	**0.52 J**
Benzo(a)pyrene	0.2	µg/L	< 0.05	< 0.05	< 0.10	< 0.11	< 0.11	< 0.19	< 0.19	< 0.19	< 0.20	< 0.19	< 0.05	< 0.05	< 0.05	0.05 U	0.2 U	0.2 U	0.2 U	0.2 U	0.2 U	10 U	10 U	10 U	--	17 U	13 U
Benzo(b)fluoranthene	0.2	µg/L	< 0.1	< 0.10	< 0.10	< 0.11	< 0.11	< 0.19	< 0.19	< 0.19	< 0.20	< 0.19	< 0.10	< 0.1	< 0.1	0.1 U	0.2 U	0.2 U	0.2 U	0.2 U	0.2 U	10 U	10 U	10 U	--	17 U	13 U
Benzo(g,h,i)perylene	10	µg/L	< 0.1	< 0.10	< 0.10	< 0.11	< 0.11	< 0.19	< 0.19	< 0.19	< 0.20	< 0.19	< 10	< 10	< 10	10 U	0.2 U	0.2 U	0.2 U	0.2 U	0.2 U	10 U	10 U	10 U	--	17 U	13 U
Benzo(k)fluoranthene	10	µg/L	< 0.05	< 0.05	< 0.10	< 0.11	< 0.11	< 0.19	< 0.19	< 0.19	< 0.20 *	< 0.19	< 10	< 10	< 10	10 U	0.2 U	0.2 U	0.2 U	0.2 U	0.2 U	10 U	10 U	10 U	--	17 U	13 U
Chrysene	0.2	µg/L	< 0.05	< 0.05	< 0.047	< 0.05	< 0.049	< 0.19	< 0.19	< 0.19	< 0.20	< 0.19	< 0.05	< 0.05	< 0.05	0.05 U	0.2 U	0.2 U	0.2 U	0.2 U	0.2 U	10 U	10 U	10 U	--	17 U	13 U
Dibenzo(a,h)anthracene	0.3	µg/L	< 0.1	< 0.10	< 0.10	< 0.11	< 0.11	< 0.19	< 0.19	< 0.19	< 0.20	< 0.19	< 0.10	< 0.1	< 0.1	0.1 U	0.2 U	0.2 U	0.2 U	0.2 U	0.2 U	10 U	10 U	10 U	--	17 U	13 U
Dibenzofuran	1	µg/L	--	--	--	--	--	--	--	--	--	--	--	--	--	--	1.0 U	0.2 U	0.2 U	0.2 U	0.2 U	10 U	10 U	10 U	--	17 U	13 U
Fluoranthene	1,000	µg/L	< 0.1	<0.10	< 0.10	< 0.11	< 0.11	< 0.19	< 0.19	< 0.19	< 0.20 *	< 0.19	< 10	< 10	< 10	10 U	0.2 U	0.2 U	0.2 U	0.2 U	0.2 U	10 U	10 U	10 U	--	17 U	13 U
Fluorene	1,000	µg/L	< 0.1	<0.10	< 0.10	< 0.11	< 0.11	< 0.19	< 0.19	< 0.19	< 0.20 *	< 0.19	< 10	< 10	< 10	11 J	0.2 U	0.2 U	0.2 U	0.2 U	0.2 U	10 U	10 U	10 U	--	17 U	13 U
Indeno(1,2,3-cd)pyrene	0.4	µg/L	< 0.05	< 0.051	< 0.10	< 0.11	< 0.11	< 0.19	< 0.19	< 0.19	< 0.20	< 0.19	< 0.05	< 0.05	< 0.05	0.05 U	0.2 U	0.2 U	0.2 U	0.2 U	0.2 U	10 U	10 U	10 U	--	17 U	13 U
Naphthalene	20	µg/L	< 0.5	**0.83**	< 0.10	< 0.11	< 0.11	**0.19**	< 0.19	< 0.19	**0.046 J**	< 0.19	< 10	< 10	< 10	10 U	0.2 U	0.2 U	0.2 U	0.2 U	0.2 U	10 U	10 U	10 U	--	17 U	13 U
Phenanthrene	10	µg/L	< 0.05	<0.050	< 0.10	< 0.11	< 0.11	< 0.19	< 0.19	< 0.19	< 0.20 *	< 0.19	< 10	< 10	< 10	10 U	0.2 U	0.2 U	0.2 U	0.2 U	0.2 U	10 U	10 U	10 U	--	17 U	13 U
Pyrene	1,000	µg/L	< 0.05	<0.050	< 0.10	< 0.11	< 0.11	< 0.19	< 0.19	< 0.19	< 0.20	< 0.19	< 10	< 10	< 10	10 U	0.2 U	0.2 U	0.2 U	0.2 U	0.2 U	10 U	10 U	10 U	--	17 U	13 U
Inorganic Compounds																												
Aluminum (fume or dust)	*	mg/L	--	--	--	--	--	--	--	--	--	--	--	--	--	--	**0.975**	**0.733**	0.2 U	0.2 U	**0.43**	0.2 U	**15**	--	**1.2**	--	--
Antimony	0.01	mg/L	< 0.02	< 0.02	< 0.020	< 0.0053	< 0.0053	< 0.020	< 0.020	< 0.020	< 0.020	< 0.02	< 0.02	< 0.02	< 0.02	0.02 U	0.01 U	0.006 U	0.02 U	0.006 U	0.02 U	0.02 U	**0.013 B**	--	0.01 U	--	--
Arsenic	0.05	mg/L	< 0.05	< 0.05	< 0.020	< 0.0046	< 0.0046	< 0.020	< 0.020	< 0.020	< 0.010	< 0.01	< 0.05	< 0.05	< 0.05	0.05 U	0.01 U	0.01 U	0.01 U	0.01 U	0.01 U	0.01 U	**0.0055 B**	--	0.01 U	--	--
Barium	2	mg/L	**0.258**	**0.280**	**0.37**	**0.40**	**0.41**	**0.35**	**0.43**	**0.47**	**0.41**	**0.39**	**0.427**	**0.494**	**0.319**	**0.372**	0.2 U	**0.48**	**0.74**	**0.79**	**0.36**	**0.4**	**0.71**	--	**0.072**	--	--
Beryllium	0.004	mg/L	< 0.01	< 0.01	< 0.0040	< 0.00020	< 0.00020	< 0.0040	< 0.0040	< 0.0040	< 0.0040	< 0.004	< 0.01	< 0.01	< 0.01	0.01 U	0.005 U	0.004 U	0.004 U	0.004 U	0.004 U	0.004 U	**0.0015 B**	--	0.004 U	--	--
Cadmium	0.005	mg/L	< 0.005	< 0.005	< 0.0050	< 0.0020	< 0.0020	< 0.0050	< 0.0050	< 0.0050	< 0.0050	< 0.005	< 0.005	< 0.005	< 0.005	0.005 U	0.002 U	0.005 U	0.005 U	0.005 U	0.005 U	0.005 U	0.0050 U	--	0.005 U	--	--
Calcium metal	*	mg/L	--	--	--	--	--	--	--	--	--	--	--	--	--	--	**30.9**	**63.4**	**79**	**88**	**72**	**56**	**180**	--	**190**	--	--
Chromium	0.1	mg/L	< 0.01	< 0.01	< 0.010	< 0.0012	< 0.0012	< 0.010	< 0.010	< 0.010	< 0.010	< 0.01	< 0.01	< 0.01	< 0.01	0.01 U	0.005 U	0.01 U	0.01 U	0.01 U	0.01 U	0.01 UJ	**0.050**	--	0.0052 U	--	--
Cobalt	*	mg/L	--	--	--	--	--	--	--	--	--	--	--	--	--	--	0.007 U	0.01 U	0.01 U	0.01 U	0.01 U	0.01 U	**0.020**	--	**0.0064 B**	--	--
Copper	1.3	mg/L	< 0.01	< 0.01	< 0.020	< 0.0019	< 0.0019	< 0.020	< 0.020	< 0.020	< 0.020	< 0.02	< 0.01	< 0.01	< 0.01	0.01 U	0.025 U	0.02 U	0.02 U	0.02 U	0.02 U	0.02 U	**0.038**	--	0.0043 U	--	--
Cyanide	0.2	mg/L	< 0.01	< 0.01	< 0.010	< 0.0050	< 0.0050	< 0.010	< 0.010	< 0.010	< 0.010	< 0.01	< 0.01	< 0.01	< 0.01	0.01 U	0.01 U	0.01 U	0.01 U	0.01 U	0.01 U	0.015 U	0.010 U	--	**0.098**	--	--
Iron	*	mg/L	--	--	--	--	--	--	--	--	--	--	--	--	--	--	**5.68**	**5.31**	**6.3**	**6.5**	**5.4**	**1.4**	**19**	--	**3.7**	--	--
Lead	0.015	mg/L	< 0.01	< 0.01	< 0.010	< 0.0040	< 0.0040	< 0.010	< 0.010	< 0.010	< 0.0050	< 0.005	< 0.01	< 0.01	< 0.01	0.01 U	0.003 U	0.005 U	0.005 U	0.005 U	0.005 U	0.005 U	**0.0034 B**	--	0.002 U	--	--
Magnesium	*	mg/L	--	--	--	--	--	--	--	--	--	--	--	--	--	--	**8.8**	**26.3**	**36**	**40**	**26**	**28**	**58**	--	**6.3**	--	--
Manganese	*	mg/L	--	--	--	--	--	--	--	--	--	--	--	--	--	--	**0.445**	**1.64**	**2.4**	**2.6**	**1.5**	**1.5**	**3.3**	--	**0.35**	--	--
Mercury	0.002	mg/L	< 0.0002	< 0.00020	< 0.00020	< 0.000091	< 0.000091	< 0.00020	< 0.00020	< 0.00020	< 0.00020	< 0.00020	< 0.00020	< 0.0002	< 0.0002	0.0002 U	0.0002 U	0.0002 U	0.0002 U	0.0002 U	0.0002 U	0.0002 UJ	0.00020 U	--	0.0002 U	--	--
Nickel	0.1	mg/L	< 0.02	< 0.02	< 0.040	< 0.0023	< 0.0023	< 0.040	< 0.040	< 0.040	< 0.040	< 0.04	< 0.02	< 0.02	< 0.02	0.02 U	0.04 U	0.04 U	0.04 U	0.04 U	0.04 U	0.04 U	**0.037 B**	--	**0.0098 B**	--	--
Potassium	*	mg/L	--	--	--	--	--	--	--	--	--	--	--	--	--	--	**11.7**	**8**	**7.3**	**8.3**	**12**	**7.5**	**5.0**	--	**7**	--	--
Selenium	0.05	mg/L	< 0.02	< 0.02	< 0.020	**0.0088 J**	< 0.0064	< 0.020	< 0.020	< 0.020	< 0.010	< 0.01	< 0.02	< 0.02	< 0.02	0.02 U	0.005 U	0.01 U	0.01 U	0.01 U	0.01 U	0.01 U	0.010 U	--	0.01 U	--	--
Sodium	*	mg/L	--	--	--	--	--	--	--	--	--	--	--	--	--	--	**23.2**	**61.4**	**76**	**85**	**53**	**56**	**100**	--	**95**	--	--
Thallium	0.002	mg/L	< 0.02	< 0.02	< 0.0010	< 0.00025	< 0.00025	< 0.0010	< 0.0010	< 0.0010	< 0.0010	< 0.001	< 1.00	< 1.00	< 1	0.001 U	0.001 U	0.001 U	0.002 U	0.001 U	0.001 U	0.002 U	0.0020 UWN	--	0.002 U	--	--
Vanadium (fume or dust)	0.2	mg/L	< 0.01	< 0.01	< 0.010	< 0.0024	< 0.0024	< 0.010	< 0.010	< 0.010	< 0.010	< 0.01	< 0.01	< 0.01	< 0.01	0.01 U	0.007 U	0.01 U	0.01 U	0.01 U	0.01 U	0.01 U	**0.037**	--	0.0059 U	--	--
Zinc	2	mg/L	< 0.02	< 0.02	< 0.020	< 0.0087	< 0.0087	< 0.020	< 0.020	< 0.020	< 0.020	< 0.02	< 0.02	< 0.02	< 0.02	0.02 U	0.02 U	0.02 U	0.02 U	0.02 U	0.02 U	**0.03**	**0.065**	--	**0.038**	--	--

Notes:
* - Not a HSRA regulated compound
ISCO - *in-situ* chemical oxidation
** - Resampled in August 2007 for VOCs only
RRS - Risk Reduction Standard

Data Qualifier Defintions:
-- - Not analyzed
B (Inorganics) - Estimated analyte concentration
D - Analyte concentration reported from secondary dilution
DB - Analyte concentration reported from secondary dilution; analyte detected in method blank
H - Holding time exceeded for sample
J - Estimated analyte concentration
JB (Organic) - Estimated analyte concentration; analyte detected in method blank
JM (Organic) - Estimated analyte concentration; spike sample recovery outside control limits
M (Organic) - Spike sample recovery outside control limits
N - Spike sample recovery outside of control limits
R - Sample data results rejected due to deficiencies in the ability to meet quality control standards
< - Analyte not detected at referenced detection limit
U - Analyte not detected at referenced detection limit
UJ - Analyte not detected; low method bias and/or matrix interference
UN - Analyte not detected; spiked sample recovery outside of control limits
UR - Analyte not detected; data rejected
UWN - Analyte not detected; post digestion spike and spike sample recovery outside control limits
Bold - Exceeds the laboratory detection limit
Bold and shaded - Analyte concentration exceeds the Type 1 RRS

Appendix E-3
Summary of Historical Ground Water Sampling Data - Decommissioned Wells
Atlanta Gas Light Company
Former Manufactured Gas Plant Site
Augusta, Ga

Chemical Name	Type 1 Risk Reduction Standard	Location ID	MW-308BR	MW-308BR	MW-308BR	MW-308BR	MW-308BR	MW-308BR	MW-308BR	MW-308BR	MW-308BR	MW-308BR	MW-308BR	MW-308BR	MW-308BR	MW-308BR	MW-308BR	MW-308BR	MW-308BR	MW-308BR	MW-308BR	MW-308BR	MW-308BR	MW-308BR	MW-308BR	MW-308BR	MW-308BR	MW-308BR
		Sample Date	7/26/2017	1/31/2017	7/28/2016	1/26/2016	7/31/2015	1/29/2015	1/29/2015 DUP	7/16/2014	7/16/2014 DUP	1/10/2014	1/10/2014 DUP	7/11/2013	1/9/2013	1/9/2013 DUP	7/25/2012	7/25/2012 DUP	1/20/2012	1/20/2012 DUP	7/7/2011	7/7/2011 DUP	1/13/2011	1/13/2011 DUP	7/20/2010	7/20/2010 DUP	1/7/2010	1/7/2010 DUP
		Unit	Post-Extraction					During Extraction																				
Volatile Organic Compounds																												
Acetone	4,000	µg/L	< 50	< 50	< 50	< 50	< 50	< 2,500	< 2,500	< 2,500	< 2,500	**100**	**86**	< 50	< 5,000	<5,000	< 5,000	< 10,000	< 250	< 250	< 250	< 250	< 250	< 500	< 5000	< 5000	< 5000	< 5000
Benzene	5	µg/L	**110**	< 5.0	**170**	**160**	**880**	**6,600**	**6,100**	**6,400**	**6,400**	**4,500**	**4,500**	**5,700**	**5,100**	**4,100**	**5,500**	**5,600**	**5,100**	**5,300**	**5,800**	**5,400**	**5,500**	**7,000**	**5,400**	**5,200**	**3,800**	**4,100**
Carbon Disulfide	4,000	µg/L	< 5.0	< 5.0	< 5.0	< 5.0	< 5.0	< 250	< 250	< 250	< 250	< 5.0	<5.0	< 5.0	< 250	<250	< 250	< 500	< 30	< 30	< 30	< 30	< 30	< 60	< 250	< 250	< 250	< 250
Ethylbenzene	700	µg/L	**65**	< 5.0	**150**	**82**	**350**	**810**	**720**	**570**	**570**	**630**	**620**	**650**	**550**	**490**	**700**	**700**	**660**	**690**	**710**	**660**	**1,000**	**1,100**	**1,200**	**1,100**	**680**	**770**
Methylene Chloride	5	µg/L	< 5.0	< 5.0	< 5.0	< 5.0	< 5.0	< 250	< 250	< 250	< 250	< 5.0	<5.0	< 5.0	< 250	<250	< 250	< 500	< 50	< 50	< 50	< 50	< 50	< 100	< 250	< 250	< 250	< 250
Toluene	1,000	µg/L	**5.0**	< 5.0	**19**	**10**	**180**	**2,100**	**1,900**	**940**	**940**	**810**	**810**	**1,100**	**530**	**460**	**760**	**750**	**810**	**830**	**740**	**720**	**800**	**950**	**870**	**870**	**640**	**690**
Trichloroethylene	5	µg/L	< 5.0	< 5.0	< 5.0	< 5.0	< 5.0	< 250	< 250	< 250	< 250	< 5.0	<5.0	< 5.0	< 250	<250	< 250	< 500	**7.9 J**	< 6.5	< 6.5	< 6.5	< 6.5	< 13	< 250	< 250	< 250	< 250
Xylenes, total	2,000	µg/L	**80**	< 5.0	**180**	**155**	**440**	**880**	**740**	**590**	**590**	**680**	**660**	**840**	**700**	**620**	**710**	**700**	**710**	**710**	**600**	**550**	**950**	**920**	**870**	**820**	**670**	**740**
Semivolatile Organic Compounds																												
Acenaphthene	2,000	µg/L	**36**	< 0.5	**38**	**22**	**43**	**46**	**46**	**170**	**180**	**140**	**160**	**90**	**240**	**270**	**190**	**190**	**180**	**140**	**190**	**150**	**41**	**91**	**84**	**88**	**130**	**360**
Acenaphthylene	10	µg/L	**32**	**1.3**	**25**	**47**	**43**	**66**	**63**	< 100	**69**	**84**	**72**	**82**	**250**	<200	< 190	< 190	**79**	**63**	**150**	**130**	**21**	**69**	**37**	**36**	**340**	**700**
Anthracene	10	µg/L	**7.0**	**0.38**	**6.0**	**17**	**8.1**	**7.0**	**7.5**	**36**	**24**	**35**	**21**	**26**	< 190	<200	< 190	< 190	**32**	**31**	**49**	**37**	**17 J**	**28**	**12**	< 19	**140**	**440**
Benz(a)anthracene	0.1	µg/L	**6.9**	**1.5**	**4.0**	**50**	**5.2**	**9.6**	**9.9**	**28**	**18**	**21**	**10**	**17**	< 190	<200	< 190	< 190	**22**	**27**	**58**	**30**	**12 J**	**25**	**8.8**	< 19	**130**	**670**
Benzo(a)pyrene	0.2	µg/L	**6.2**	**1.5**	**4.3**	**43**	< 5.0	**11**	**11**	**22**	**15**	**17**	**7.1**	**14**	< 190	<200	< 190	< 190	**19**	**19**	**52**	**24**	< 10	**24**	**7.1**	< 19	**120**	**620**
Benzo(b)fluoranthene	0.2	µg/L	**6.9**	**1.2**	**3.7**	**45**	**6.2**	**10**	**10**	**22**	**14**	**12**	**5.3**	**13**	< 190	<200	< 190	< 190	**23**	**25**	**22**	< 2.2	< 10	**12 J**	**3.0**	< 19	<95	**280**
Benzo(g,h,i)perylene	10	µg/L	**3.3**	**0.62**	**2.2**	**23**	**5.2**	**5.9**	**6.2**	**11**	**6.4**	**6.2**	**2.7**	**3.9**	< 190	<200	< 190	< 190	**7.3**	**8.4 J**	**17**	**8.2**	< 10	< 9.7	**2.6**	< 19	<95	**250**
Benzo(k)fluoranthene	10	µg/L	**2.2**	**0.56**	**1.3**	**13**	**2.9**	**3.3**	**3.2**	**6.7**	**4.4**	**4.1**	**1.9**	**4.5**	< 190	<200	< 190	< 190	< 1.1	< 5.7	**29**	**22**	< 10	**13 J**	**4.7**	< 19	< 95	**330**
Chrysene	0.2	µg/L	**6.0**	**1.4**	**2.9**	**32**	**8.4**	**7.8**	**8.3**	**26**	**17**	**20**	**7.6**	**15**	< 190	<200	< 190	< 190	**20**	**22**	**46**	**24**	**12 J**	**23**	**7.9**	< 19	**130**	**550**
Dibenzo(a,h)anthracene	0.3	µg/L	**0.39**	< 0.1	**0.37**	**4.1**	**1.0**	**1.1**	**1.2**	**2.4**	**1.4**	**1.4**	**0.6**	**1.0**	< 190	<200	< 190	< 190	< 1.1	< 5.7	< 5.0	**3.0 J**	< 10	< 9.7	< 1.9	< 19	<95	<98
Fluoranthene	1,000	µg/L	**7.6**	**1.8**	**7.5**	**56**	**10**	**12**	**12**	**58**	**35**	**44**	**23**	**38**	**270**	**290**	< 190	< 190	**49**	**49**	**82**	**53**	**22**	**43**	**16**	< 19	**220**	**980**
Fluorene	1,000	µg/L	**11**	**0.17**	**12**	**14**	**16**	**22**	**21**	**74**	**64**	**64**	**56**	**60**	**260**	**210**	< 190	< 190	**83**	**62**	**180**	**140**	**42**	**66**	**31**	**28**	**220**	**450**
Indeno(1,2,3-cd)pyrene	0.4	µg/L	**2.8**	**0.5**	**1.9**	**20**	**4.5**	**4.8**	**4.9**	**8.9**	**5.2**	**5.2**	**2.3**	**3.7**	< 190	<200	< 190	< 190	**6.2**	**7.1 J**	**15**	**7.6**	< 10	< 9.7	**2.6**	< 19	<95	**270**
Naphthalene	20	µg/L	**830**	< 0.5	**450**	**16**	**1800**	**3,400**	**3,200**	**5,600**	**6,100**	**5,200**	**5,100**	**3,900**	**5,200**	**11 J**	**4,400**	**4,200**	**4,400**	**4,000**	**4,600**	**4,000**	**1,100**	**2,900**	**2,500**	**3,700**	**2,400**	**4,400 B**
Phenanthrene	10	µg/L	**31**	**0.81**	**18**	**59**	**30**	**28**	**29**	**180**	**120**	**160**	**110**	**140**	**760**	**670**	< 190	< 190	**160**	**150**	**300**	**220**	**100**	**150**	**66**	**44**	**1,800**	**370**
Pyrene	1,000	µg/L	**13**	**2.7**	**9.6**	**77**	**15**	**17**	**19**	**71**	**43**	**57**	**29**	**44**	**400**	**430**	< 190	< 190	**62**	**60**	**150**	**85**	**29**	**69**	**27**	< 19	**1,300**	**320**
Inorganic Compounds																												
Antimony	0.01	mg/L	< 0.006	< 0.006	< 0.006	< 0.006	< 0.02	< 0.02	< 0.02	< 0.02	< 0.02	< 0.02	< 0.02	< 0.02	< 0.02	< 0.02	< 0.02	< 0.02	< 0.0053	< 0.0053	< 0.0053	< 0.0053	< 0.0053	< 0.0053	< 0.020	< 0.020	< 0.020	< 0.020
Arsenic	0.05	mg/L	< 0.05	< 0.05	< 0.05	< 0.05	< 0.05	< 0.05	< 0.05	< 0.05	< 0.05	< 0.05	< 0.05	< 0.05	< 0.02	< 0.02	< 0.02	< 0.02	< 0.0046	**0.0053 J**	< 0.0046	< 0.0046	< 0.0046	< 0.0046	< 0.020	< 0.020	< 0.020	< 0.020
Barium	2	mg/L	**0.546**	**0.0727**	**0.571**	**0.452**	**0.618**	**1.11**	**1.15**	**0.554**	**0.548**	**0.549**	**0.531**	**0.576**	**0.55**	**0.55**	**0.54**	**0.54**	**0.56**	**0.54**	**0.56**	**0.52**	**0.49**	**0.52**	**0.53**	**0.51**	**0.59**	**0.58**
Beryllium	0.004	mg/L	< 0.004	< 0.004	< 0.004	< 0.004	< 0.01	< 0.01	< 0.01	< 0.01	< 0.01	< 0.01	< 0.01	< 0.01	< 0.0040	< 0.0040	< 0.0040	< 0.0040	**0.00020 J**	< 0.00020	**0.00022 J**	**0.00022 J**	**0.00023 J**	**0.00026 J**	< 0.0040	< 0.0040	< 0.0040	< 0.0040
Cadmium	0.005	mg/L	< 0.005	< 0.005	< 0.005	< 0.005	< 0.005	< 0.005	< 0.005	< 0.005	< 0.005	< 0.005	< 0.005	< 0.005	< 0.0050	< 0.0050	< 0.0050	< 0.0050	< 0.0020	< 0.0020	< 0.0020	< 0.0020	< 0.0020	< 0.0020	< 0.0050	< 0.0050	< 0.0050	< 0.0050
Chromium	0.1	mg/L	< 0.01	< 0.01	< 0.01	< 0.01	< 0.01	< 0.01	< 0.01	< 0.01	< 0.01	< 0.01	< 0.01	< 0.01	< 0.010	< 0.010	< 0.010	< 0.010	< 0.0012	**0.0013 J**	**0.0014 J**	**0.0014 J**	**0.0023 J**	< 0.0012	< 0.010	< 0.010	**0.027**	**0.022**
Copper	1.3	mg/L	< 0.01	< 0.01	< 0.01	**0.0128**	< 0.01	< 0.01	< 0.01	< 0.01	< 0.01	< 0.01	< 0.01	< 0.01	< 0.02	< 0.02	< 0.02	< 0.02	**0.020**	**0.011 J**	**0.0026 J**	**0.0023 J**	**0.0034 J**	< 0.0019	< 0.010	< 0.010	< 0.020	< 0.020
Cyanide	0.2	mg/L	< 0.01	< 0.01	< 0.01	< 0.01	< 0.01	< 0.01	< 0.001	< 0.01	< 0.01	<0.010	<0.010	--	< 0.010	< 0.010	< 0.010	< 0.010	< 0.0050	< 0.0050	**0.0090 J**	< 0.0050	< 0.0050	< 0.0050	< 0.010	< 0.010	< 0.010	< 0.010
Lead	0.015	mg/L	< 0.01	< 0.01	< 0.01	< 0.01	< 0.01	< 0.01	< 0.01	< 0.01	< 0.01	< 0.01	< 0.01	< 0.01	< 0.010	< 0.010	< 0.010	< 0.010	**0.013**	**0.011**	< 0.0040	< 0.0040	< 0.0040	< 0.0040	< 0.010	< 0.010	**0.071**	**0.06**
Mercury	0.002	mg/L	< 0.0002	< 0.0002	< 0.0002	< 0.0002	< 0.0002	< 0.00020	< 0.00020	< 0.00020	< 0.00020	< 0.00020	< 0.00020	< 0.00020	< 0.00020	< 0.00020	< 0.00020	< 0.00020	< 0.000091	< 0.000091	< 0.000091	< 0.000091	< 0.000091	< 0.000091	< 0.00020	< 0.00020	< 0.00020	< 0.00020
Nickel	0.1	mg/L	< 0.02	< 0.02	< 0.02	< 0.02	< 0.02	< 0.02	< 0.02	**0.0203**	< 0.02	< 0.02	< 0.02	**0.0390**	**0.92**	**0.93**	< 0.04	< 0.04	**0.53**	**0.97**	**0.0091 J**	**0.0086 J**	**0.030 J**	**0.035 J**	< 0.040	< 0.040	**0.18**	**0.18**
Selenium	0.05	mg/L	< 0.02	< 0.02	< 0.02	< 0.02	< 0.02	< 0.02	< 0.02	< 0.02	< 0.02	< 0.02	< 0.02	< 0.02	< 0.020	< 0.020	< 0.020	< 0.020	< 0.0064	< 0.0064	< 0.0064	**0.0066 J**	< 0.0064	< 0.0064	< 0.00020	< 0.00020	< 0.020	< 0.020
Thallium	0.002	mg/L	< 0.002	< 0.002	< 0.002	< 0.002	< 0.02	< 0.02	< 0.02	< 0.02	< 0.02	< 0.02	< 0.02	< 0.02	< 0.0010	< 0.0010	< 0.0010	< 0.0010	< 0.00025	< 0.00025	< 0.00025	< 0.00025	< 0.00025	< 0.00025	< 0.0010	< 0.0010	< 0.0010	< 0.0010
Vanadium (fume or dust)	0.2	mg/L	< 0.01	< 0.01	< 0.01	< 0.01	< 0.01	< 0.01	< 0.01	< 0.01	< 0.01	< 0.01	< 0.01	< 0.01	< 0.010	< 0.010	< 0.010	< 0.010	< 0.0024	< 0.0024	< 0.0024	< 0.0024	< 0.0024	< 0.0024	< 0.010	< 0.010	< 0.010	< 0.010
Zinc	2	mg/L	**0.0282**	**0.0368**	**0.0281**	**0.106**	**0.0492**	**0.0472**	**0.0508**	**0.0659**	**0.0339**	**0.121**	**0.122**	**0.0803**	**0.091**	**0.089**	**0.050**	**0.050**	**0.97**	**1.1**	**0.038**	**0.040**	**0.049**	**0.051**	**0.044**	**0.048**	**2.5**	**2.9**

Notes:
* - Not a HSRA regulated compound
ISCO - *in-situ* chemical oxidation
** - Resampled in August 2007 for VOCs only
RRS - Risk Reduction Standard

Data Qualifier Defintions:
-- - Not analyzed
B (Inorganics) - Estimated analyte concentration
D - Analyte concentration reported from secondary dilution
DB - Analyte concentration reported from secondary dilution; analyte detected in method blank
H - Holding time exceeded for sample
J - Estimated analyte concentration
JB (Organic) - Estimated analyte concentration; analyte detected in method blank
JM (Organic) - Estimated analyte concentration; spike sample recovery outside control limits
M (Organic) - Spike sample recovery outside control limits
N - Spike sample recovery outside of control limits
R - Sample data results rejected due to deficiencies in the ability to meet quality control standards
< - Analyte not detected at referenced detection limit
U - Analyte not detected at referenced detection limit
UJ - Analyte not detected; low method bias and/or matrix interference
UN - Analyte not detected; spiked sample recovery outside of control limits
UR - Analyte not detected; data rejected
UWN - Analyte not detected; post digestion spike and spike sample recovery outside control limits
Bold - Exceeds the laboratory detection limit
Bold and shaded - Analyte concentration exceeds the Type 1 RRS

Appendix E-3
Summary of Historical Ground Water Sampling Data - Decommissioned Wells
Atlanta Gas Light Company
Former Manufactured Gas Plant Site
Augusta, Ga

Chemical Name	Type 1 Risk Reduction Standard	Location ID	MW-308BR	MW-308BR	MW-308BR	MW-308BR	MW-308BR	MW-308BR	MW-308BR	MW-308BR	MW-308BR	MW-308BR	MW-308BR	MW-308BR	MW-308BR	MW-308BR	MW-308BR	MW-308BR	MW-308BR	MW-308BR	MW-308BR	MW-308BR	MW-308BR	MW-308BR	MW-308BR	MW-308BR	MW-308BR	MW-308BR	MW-308BR
		Sample Date	7/23/2009	7/23/2009 DUP	1/16/2009	7/17/2008	7/17/2008 DUP	1/8/2008	1/8/2008 DUP	7/9/2007	7/9/2007 DUP	2/13/2007	2/13/2007 DUP	10/3/2006	10/3/2006 DUP	1/19/2006	12/7/2005	7/16/2004	1/24/2004	7/18/2003	7/18/2003 DUP	1/21/2003	7/15/2002	4/28/2002	4/26/2002	1/22/2002	7/17/2001	1/23/2001	1/18/2001
		Unit	During Extraction											Pre-Extraction															
Volatile Organic Compounds																													
Acetone	4,000	µg/L	< 5,000	< 10,000	< 5,000	< 500	< 10,000	< 50	< 50	<5,000 UJ	<5,000 UJ	< 50 R	< 50	50 R	50 UR	1,000 U	--	1,200 U	1,200 U	250 U	250 U	500 U	500 U	250 U	250 U	250 U	250 U	25 U	25 U
Benzene	5	µg/L	**7,000**	**6,600**	**8,700**	**6,500**	**6,300**	**9,600**	**7,300**	**9,000**	**8,700**	**5,300**	**5,700**	**1,000**	**810**	**2,600**	--	**3,000**	**3,000**	**2,500**	**2,600**	**3,000**	**1,900**	**2,900 D**	**2,600 D**	**1,700**	**1,300**	**0.25 JB**	**960 D**
Carbon Disulfide	4,000	µg/L	< 250	< 500	< 250	< 25	< 500	< 5.0	< 5.0	< 5	< 5	< 5	< 5	5 U	5 U	100 U	--	50 U	50 U	10 U	10 U	20 U	20 U	10 U	10 U	10 U	10 U	1.0 U	1.0 U
Ethylbenzene	700	µg/L	**1,300**	**1,200**	**1,900**	**1,700**	**1,700**	**1,600**	**1,400**	**1,600**	**1,600**	**1,300**	**1,400**	**510**	**460**	**360**	--	**390**	**350**	**360**	**350**	**390**	**270**	**420**	**400**	**200**	**160**	1.0 U	**140**
Methylene Chloride	5	µg/L	< 250	< 500	< 500	< 25	< 500	< 5.0	< 5.0	< 5	< 5	< 5 UJ	< 5	5 U	5 U	100 U	--	250 U	250 U	50 U	50 U	100 U	**11 J**	50 U	50 U	50 U	50 U	5.0 U	5.0 U
Toluene	1,000	µg/L	**750**	**700**	**1,800**	**580**	**730**	**650**	**530**	**930**	**880**	**1,000**	**1,100**	**98**	**92**	**450**	--	50 U	50 U	**34**	**37**	**110**	**110**	**340**	**220**	**9.2 J**	**20**	1.0 U	**13**
Trichloroethylene	5	µg/L	< 250	< 500	< 250	< 25	< 500	< 5.0	< 5.0	< 5	< 5	< 5	< 5	5 U	5 U	100 U	--	50 U	50 U	10 U	10 U	20 U	20 U	10 U	10 U	10 U	**5.0 J**	1.0 U	1.0 U
Xylenes, total	2,000	µg/L	**740**	**730**	**1900**	**1000**	**1300**	**940**	**760**	**760**	**710**	**750**	**830**	**200**	**190**	200 U	--	**240**	**280**	**250**	**250**	**240**	**190**	**330**	**290**	**140**	**160**	2.0 U	**120**
Semivolatile Organic Compounds																													
2-Methylnaphthalene	*	µg/L	--	--	--	--	--	--	--	--	--	--	--	--	--	**100**	--	**63**	**74**	**54**	**54**	**61**	**170 DJ**	--	--	**46 J**	**34 J**	10 U	**23**
Acenaphthene	2,000	µg/L	**840**	**310**	**260**	**260**	**310**	**140**	**150**	**120**	**110**	**70**	**82**	**28**	**28**	10 U	--	**11**	**7.6**	**10**	**10**	**12**	**51**	--	--	**12 J**	**5.5 J**	10 U	**4.2 J**
Acenaphthylene	10	µg/L	**760**	**240**	**940**	**290**	**330**	**17**	**20**	**27**	**26**	**26**	**30**	**19**	**16**	10 U	--	10 U	**1.6**	10 U	10 U	**3.7 J**	**2.1 J**	--	--	50 U	50 U	10 U	**0.54 J**
Anthracene	10	µg/L	**620**	**160**	**350**	**170**	**190**	< 10	< 10	< 10	< 10	< 10	< 10	10 U	10 U	10 U	--	10 U	0.2 U	10 U	10 U	10 U	**0.7 J**	--	--	50 U	50 U	10 U	10 U
Benz(a)anthracene	0.1	µg/L	**1,000**	**280**	**380**	**200**	**250**	**0.48**	**0.59**	**1.4**	**1.2**	**0.06**	**0.09**	0.05 U	0.05 U	10 U	--	10 U	0.2 U	10 U	10 U	10 U	10 U	--	--	50 U	50 U	10 U	10 U
Benzo(a)pyrene	0.2	µg/L	**870**	**230**	**390**	**170**	**200**	**0.28**	**0.35**	**0.88**	**0.75**	< 0.05	< 0.05	0.05 U	0.05 U	10 U	--	10 U	0.2 U	10 U	10 U	10 U	10 U	--	--	50 U	50 U	10 U	10 U
Benzo(b)fluoranthene	0.2	µg/L	**660**	**180**	**310**	**160**	**170**	**0.20**	**0.26**	**0.85**	**0.75**	< 0.1	< 0.1	0.1 U	0.1 U	10 U	--	10 U	0.2 U	10 U	10 U	10 U	10 U	--	--	50 U	50 U	10 U	10 U
Benzo(g,h,i)perylene	10	µg/L	**340**	**90**	**130**	**64**	**85**	< 10	< 10	< 10	< 10	< 10	< 10	10 U	10 U	10 U	--	10 U	0.2 U	10 U	10 U	10 U	10 U	--	--	50 U	50 U	10 U	10 U
Benzo(k)fluoranthene	10	µg/L	**480**	**140**	**270**	**46**	**52**	< 10	< 10	< 10	< 10	< 10	< 10	10 U	10 U	10 U	--	10 U	0.2 U	10 U	10 U	10 U	10 U	--	--	50 U	50 U	10 U	10 U
Chrysene	0.2	µg/L	**890**	**220**	**330**	**180**	**220**	**0.40**	**0.47**	**0.87**	**0.66**	< 0.05 UJ	**0.06**	0.05 U	0.05 U	10 U	--	10 U	0.2 U	10 U	10 U	10 U	10 U	--	--	50 U	50 U	10 U	10 U
Dibenzo(a,h)anthracene	0.3	µg/L	**120**	**29**	**31 J**	**18**	**25**	< 0.10	< 0.10	< 0.1	< 0.1	< 0.1	< 0.1	0.1 U	0.1 U	10 U	--	10 U	0.2 U	10 U	10 U	10 U	10 U	--	--	50 U	50 U	10 U	**1.1 J**
Dibenzofuran	1	µg/L	--	--	--	--	--	--	--	--	--	--	--	--	--	10 U	--	10 U	**0.37**	10 U	10 U	**0.56 J**	**2.7 J**	--	--	50 U	50 U	10 U	10 U
Fluoranthene	1,000	µg/L	**1,400**	**390**	**600**	**390**	**490**	< 10	< 10	< 10	< 10	< 10	< 10	10 U	10 U	10 U	--	10 U	0.2 U	10 U	10 U	10 U	**0.38 J**	--	--	50 U	50 U	10 U	10 U
Fluorene	1,000	µg/L	**920**	**250**	**730**	**400**	**580**	**31**	**34**	**27**	**25**	**15**	**19**	10 U	10 U	11 J	--	10 U	**1.5**	10 U	10 U	**2.4 J**	**12**	--	--	50 U	50 U	10 U	10 U
Indeno(1,2,3-cd)pyrene	0.4	µg/L	**320**	**86**	**140**	**61**	**90**	**0.080**	**0.10**	**0.33**	**0.31**	< 0.05	< 0.05	0.05 U	0.05 U	10 U	--	10 U	0.2 U	10 U	10 U	10 U	10 U	--	--	50 U	50 U	10 U	10 U
Naphthalene	20	µg/L	**9,200**	**5,600**	**8,900 BD**	**8,400**	**8,800**	**4,600**	**4,700**	**5,800**	**5,300**	**2,200**	**2,600**	**1,100**	**860**	**1,100**	--	**840**	**1,200**	**680**	**730**	**850 D**	**1,900 D**	**1,600**	**1,300**	**660**	**480**	10 U	**250**
Phenanthrene	10	µg/L	**2,600**	**820**	**1,600**	**750**	**900**	**36**	**39**	**35**	**31**	**16**	**19**	10 U	10 U	10 U	--	10 U	**0.84**	10 U	10 U	10 U	**11**	--	--	50 U	50 U	10 U	10 U
Pyrene	1,000	µg/L	**2,200**	**610**	**870**	**480**	**590**	< 10	< 10	< 10	< 10	< 10	< 10	10 U	10 U	10 U	--	10 U	0.2 U	10 U	10 U	10 U	10 U	--	--	50 U	50 U	10 U	10 U
Inorganic Compounds																													
Aluminum (fume or dust)	*	mg/L	--	--	--	--	--	--	--	--	--	--	--	--		0.2 U	--	0.2 U	**0.89**	0.2 U	0.2 U	0.2 U	**1.6**	--	--	**1.2**	**0.7 N**	**1.5 N**	**4.8**
Antimony	0.01	mg/L	< 0.020	< 0.020	< 0.020	< 0.02	< 0.02	< 0.02	< 0.02	< 0.02	< 0.02	< 0.02	< 0.02	0.02 U	0.02 U	0.01 U	--	0.02 U	0.02 U	0.02 U	0.02 U	0.02 U	0.02 U	--	--	0.02 U	0.02 U	0.02 U	0.02 U
Arsenic	0.05	mg/L	< 0.020	< 0.020	< 0.010	< 0.01	< 0.01	< 0.05	< 0.05	< 0.05	< 0.05	< 0.05	< 0.05	0.05 U	0.05 U	0.01 U	--	0.01 U	0.01 U	0.01 U	0.01 U	0.01 U	0.01 U	--	--	0.01 U	**0.0037 B**	0.01 U	0.01 U
Barium	2	mg/L	**0.55**	**0.54**	**0.6**	**0.62**	**0.82**	**0.540**	**0.501**	**0.556**	**0.557**	**0.603**	**0.608**	**0.797**	**0.785**	**0.516**	--	**0.44**	**0.44**	**0.41**	**0.4**	**0.43**	**0.48**	--	--	**0.4**	**0.35**	**0.41**	**0.4**
Beryllium	0.004	mg/L	< 0.0040	< 0.0040	**0.00035 J**	**0.0013 J**	**0.0046**	< 0.01	< 0.01	< 0.01	< 0.01	< 0.01	< 0.01	0.01 U	0.01 U	0.005 U	--	0.004 U	0.004 U	0.004 U	0.004 U	0.004 U	0.004 U	--	--	0.004 U	0.004 U	0.004 U	0.004 U
Cadmium	0.005	mg/L	< 0.0050	< 0.0050	< 0.0050	< 0.005	< 0.005	< 0.005	< 0.005	< 0.005	< 0.005	< 0.005	< 0.005	0.005 U	0.005 U	0.002 U	--	0.005 U	0.005 U	0.005 U	0.005 U	0.005 U	0.005 U	--	--	0.005 U	0.005 U	0.005 U	0.005 U
Calcium metal	*	mg/L	--	--	--	--	--	--	--	--	--	--	--	--	--	**36.4**	**38**	**24**	**25**	**21**	**21**	**23**	**26**	--	--	**21**	**19**	**28**	**21**
Chromium	0.1	mg/L	< 0.010	< 0.010	0.0020 J	**0.017**	**0.043**	< 0.01	< 0.01	< 0.01	< 0.01	< 0.01	< 0.01	**0.0112**	**0.0115**	0.005 U	--	0.01 U	0.01 U	0.01 U	0.01 U	0.01 U	**0.018**	--	--	**0.0092 B**	**0.0019 B**	**0.0042 B**	**0.0097 B**
Cobalt	*	mg/L	--	--	--	--	--	--	--	--	--	--	--	--	--	**0.0072**	--	0.01 U	0.01 U	0.01 U	0.01 U	**0.0038 B**	**0.0061 B**	--	--	**0.0042 B**	**0.0036 B**	**0.013**	**0.0073 B**
Copper	1.3	mg/L	< 0.020	< 0.020	0.0097 J	**0.061**	**0.11**	< 0.01	< 0.01	< 0.01	< 0.01	< 0.01	< 0.01	**0.0436**	**0.0425**	0.025 U	--	0.02 U	0.02 U	0.02 U	0.02 U	**0.0019 B**	**0.0077 B**	--	--	**0.0054 B**	**0.0023 B**	**0.014 B**	**0.041**
Cyanide	0.2	mg/L	**0.012**	< 0.010	< 0.010	< 0.01	< 0.01	< 0.01	< 0.01	**0.015**	**0.013**	< 0.002	< 0.002	0.01 U	0.01 U	0.01 U	--	**0.03**	**0.022**	0.015 U	0.015 U	**0.015**	**0.13**	**0.029**	**0.035**	**0.011**	**0.014**	0.01 U	**0.0056 B**
Iron	*	mg/L	--	--	--	--	--	--	--	--	--	--	--	--	--	**1.37**	**1.3**	**3.9**	**5.8**	**3.3**	**3.4**	**3.4**	**6.8 N**	--	--	**5.1**	**4.1**	**3.5**	**11**
Lead	0.015	mg/L	< 0.010	< 0.010	**0.014**	**0.036**	**0.043**	< 0.01	< 0.01	< 0.01	< 0.01	< 0.01	< 0.01	0.01 U	0.01 U	0.003 U	--	0.005 U	0.005 U	0.005 U	0.005 U	0.005 U	0.005 U	--	--	0.005 U	0.005 U	0.005 U	0.005 U
Magnesium	*	mg/L	--	--	--	--	--	--	--	--	--	--	--	--	--	**17.1**	--	**12**	**13**	**13**	**12**	**13**	**14**	--	--	**12**	**10**	**12**	**13**
Manganese	*	mg/L	--	--	--	--	--	--	--	--	--	--	--	--	--	**1.18**	**0.96**	**0.68**	**0.82**	**0.59**	**0.59**	**0.59**	**0.75**	--	--	**0.58**	**0.55**	**0.38**	**0.71**
Mercury	0.002	mg/L	< 0.00020	< 0.00020	< 0.00020	< 0.00020	< 0.00020	< 0.00020	< 0.00020	< 0.0002	< 0.0002	< 0.0002	< 0.0002	0.0002 U	0.0002 U	0.0002 U	--	0.0002 U	0.0002 U	0.0002 UJ	0.0002 UJ	**0.00012 B**	0.0002 U	--	--	0.0002 U	0.0002 U	0.00020 U	0.00020 U
Nickel	0.1	mg/L	< 0.040	< 0.040	**0.086**	**0.077**	**0.090**	< 0.02	< 0.02	< 0.02	< 0.02	< 0.02	< 0.02	0.02 U	0.02 U	0.04 U	--	0.04 U	0.04 U	0.04 U	0.04 U	0.04 U	**0.014 B**	--	--	0.04 U	0.04 U	0.04 U	**0.011 B**
Potassium	*	mg/L	--	--	--	--	--	--	--	--	--	--	--	--	--	**5.07**	--	**3.3**	**3.3**	**2.8**	**2.8**	**3.2**	**3.9**	--	--	**3.3**	**3.1**	**3.7**	**4.9**
Selenium	0.05	mg/L	< 0.020	< 0.020	< 0.010	< 0.01	< 0.01	< 0.02	< 0.02	< 0.02	< 0.02	< 0.02	< 0.02	0.02 U	0.02 U	0.005 U	--	0.01 U	0.01 U	0.01 U	0.01 U	0.01 U	**0.0053 B**	--	--	0.01 U	0.01 U	0.01 U	0.01 U
Sodium	*	mg/L	--	--	--	--	--	--	--	--	--	--	--	--	--	**15.8**	--	**15**	**16**	**14**	**14**	**15**	**15**	--	--	**14**	**13**	**13**	**13**
Thallium	0.002	mg/L	< 0.0010	< 0.0010	< 0.0010	< 0.001	**0.00074**	< 1.00	< 1.00	< 1.00	< 1.00	< 1	< 1	0.001 U	0.001 U	0.001 U	--	0.002 U	0.001 U	0.002 U	0.002 U	0.002 UW	0.002 UWN	--	--	0.002 U	0.002 UWN	0.002 U	0.002 UW
Vanadium (fume or dust)	0.2	mg/L	< 0.010	< 0.010	0.0035 J	**0.022**	**0.077**	< 0.01	< 0.01	< 0.01	< 0.01	< 0.01	< 0.01	**0.0202**	**0.0208**	0.007 U	--	0.01 U	0.01 U	0.01 U	0.01 U	0.01 U	**0.0069 B**	--	--	**0.005 B**	**0.0026 B**	**0.0037 B**	**0.018**
Zinc	2	mg/L	**0.099**	**0.088**	**0.62**	**1.1**	**1.4**	**0.118 J**	**0.790 J**	**0.124**	**0.0960**	**0.0619**	**0.0599**	**0.0513**	**0.0641**	0.02 U	--	0.02 U	0.02 U	**0.04**	**0.06**	**0.022**	**0.01 B**	--	--	**0.0079 B**	**0.0073 B**	0.02 U	**0.025**

Notes:
* - Not a HSRA regulated compound
ISCO - *in-situ* chemical oxidation
** - Resampled in August 2007 for VOCs only
RRS - Risk Reduction Standard

Data Qualifier Defintions:
-- - Not analyzed
B (Inorganics) - Estimated analyte concentration
D - Analyte concentration reported from secondary dilution
DB - Analyte concentration reported from secondary dilution; analyte detected in method blank
H - Holding time exceeded for sample
J - Estimated analyte concentration
JB (Organic) - Estimated analyte concentration; analyte detected in method blank
JM (Organic) - Estimated analyte concentration; spike sample recovery outside control limits
M (Organic) - Spike sample recovery outside control limits
N - Spike sample recovery outside of control limits
R - Sample data results rejected due to deficiencies in the ability to meet quality control standards
< - Analyte not detected at referenced detection limit
U - Analyte not detected at referenced detection limit
UJ - Analyte not detected; low method bias and/or matrix interference
UN - Analyte not detected; spiked sample recovery outside of control limits
UR - Analyte not detected; data rejected
UWN - Analyte not detected; post digestion spike and spike sample recovery outside control limits
Bold - Exceeds the laboratory detection limit
Bold and shaded - Analyte concentration exceeds the Type 1 RRS

Appendix E-1
Summary of Historical Groundwater Sampling Data - Alluvium, Galliard, and Saprolite Monitoring Wells
January 2001 through July 2018
Atlanta Gas Light Company
Former Manufactured Gas Plant Site
Augusta, Georgia

Chemical Name	Type 1 Risk Reduction Standard	Location ID	MW-312	MW-312	MW-312	MW-312	MW-312	MW-312	MW-312	MW-312	MW-312	MW-312	MW-312	MW-312	MW-312	MW-312	MW-312	MW-312	MW-312	MW-312	MW-312	MW-314
		Sample Date	7/22/2009	1/14/2009	7/21/2008	1/8/2008	7/12/2007	2/13/2007	7/12/2006	1/10/2006	7/19/2005	1/19/2005	1/05 DUP	7/14/2004	1/21/2004	7/20/2003	1/16/2003	7/10/2002	1/18/2002	7/16/2001	1/19/2001	10/5/2006
		Unit	Post-ISCO								Pre-ISCO											Post-ISCO
Field Parameters																						
Conductivity	*	mS/cm	0.474	1.19	0.548	0.692	0.411	0.365	0.221	--	--	--	--	--	--	--	--	--	--	--	--	2.28
Dissolved Oxygen (YSI)	*	mg/L	2.25	6.45	0.68	0.27	0.58	3.20	1.07	--	--	--	--	--	--	--	--	--	--	--	--	0.15
Oxidation Reduction Potential	*	mV	-52.7	-47.8	-64.6	-93.1	-33.2	-7.8	20.2	--	--	--	--	--	--	--	--	--	--	--	--	-60.6
pH	*	SU	6.92	0.539	7.03	6.61	7.62	7.16	6.45	--	--	--	--	--	--	--	--	--	--	--	--	6.25
Temperature	*	Celsius	30.67	18.27	28.11	23.69	23.59	22.53	24.72	--	--	--	--	--	--	--	--	--	--	--	--	23.94
Turbidity	*	NTU	7.99	3.2	8.62	1.25	0.56	1.04	0.00	--	--	--	--	--	--	--	--	--	--	--	--	8.41
Monitored Natural Attenuation Parameters																						
Carbon Dioxide	*	µg/L	--	--	--	--	--	--	--	--	--	--	--	--	--	--	--	--	--	--	--	--
Iron	*	mg/L	--	--	--	--	--	--	--	0.936	0.189	0.29	0.27	0.54	0.72	0.17	2.2	2.5	6.1	10	11 N	--
Iron, as Ferrous (Fe+2)	*	mg/L	--	--	--	--	--	--	--	--	--	--	--	--	--	--	--	--	--	--	--	--
Manganese, Total	*	mg/L	--	--	--	--	--	--	--	0.371	0.0564	0.097	0.11	0.11	0.31	0.04 U	0.39	0.44	0.77	0.89	1.6	--
Manganese, Dissolved	*	mg/L	--	--	--	--	--	--	--	--	--	--	--	--	--	--	--	--	--	--	--	--
Methane	*	µg/L	--	--	--	--	--	--	--	--	--	--	--	--	--	--	--	--	--	--	--	--
Nitrate	*	mg/L	--	--	--	--	--	--	--	--	--	--	--	--	--	--	--	--	--	--	--	--
Nitrogen	*	mg/L	--	--	--	--	--	--	--	--	--	--	--	--	--	--	--	--	--	--	--	--
Nitrogen, ammonia (as N)	*	mg/L	--	--	--	--	--	--	--	--	--	--	--	--	--	--	--	--	--	--	--	--
Oxygen	*	mg/L	--	--	--	--	--	--	--	--	--	--	--	--	--	--	--	--	--	--	--	--
Sulfate	*	mg/L	--	--	--	--	--	--	--	--	--	--	--	--	--	--	--	--	--	--	--	--
Sulfide	*	mg/L	--	--	--	--	--	--	--	--	--	--	--	--	--	--	--	--	--	--	--	--
Volatile Organic Compounds																						
Acetone	4,000	µg/L	< 100	< 100	< 100	< 50	< 50	< 50	< 50	**10**	25 U	25 U	25 U	25 U	25 U	25 U	25 U	25 U	25 U	25 U	25 U	50 U
Benzene	5	µg/L	< 5.0	< 5.0	< 5.0	< 5.0	< 5	< 5	< 5	1.0 U	1.0 U	1.0 U	1.0 U	1.0 U	1.0 U	1.0 U	1.0 U	1.0 U	1.0 U	1.0 U	1.0 U	5 U
Carbon Disulfide	4,000	µg/L	< 5.0	< 5.0	< 5.0	< 5.0	< 5	< 5	< 5	1.0 U	1.0 U	1.0 U	1.0 U	1.0 U	1.0 U	1.0 U	1.0 U	1.0 U	1.0 U	1.0 U	1.0 U	5 U
Methylene Chloride	5	µg/L	< 5.0	< 5.0	< 5.0	< 5.0	< 5	< 5	< 5	1.0 U	5.0 U	5.0 U	5.0 U	5.0 U	5.0 U	5.0 U	5.0 U	5.0 U	5.0 U	5.0 U	**1.2 J**	5 U
Ethylbenzene	700	µg/L	< 5.0	< 5.0	< 5.0	< 5.0	< 5	< 5	< 5	1.0 U	1.0 U	1.0 U	1.0 U	1.0 U	1.0 U	1.0 U	1.0 U	1.0 U	1.0 U	1.0 U	1.0 U	5 U
Toluene	1,000	µg/L	< 5.0	**0.32 J**	< 5.0	< 5.0	< 5	< 5	< 5	1.0 U	1.0 U	1.0 U	1.0 U	**2**	1.0 U	1.0 U	1.0 U	1.0 U	1.0 U	1.0 U	1.0 U	5 U
Trichloroethylene	5	µg/L	< 5.0	**0.44 J**	< 5.0	< 5.0	< 5	< 5	< 5	1.0 U	1.0 U	1.0 U	1.0 U	1.0 U	1.0 U	1.0 U	**0.46 J**	**0.73 J**	**0.64 J**	**0.82 J**	**1.3**	5 U
Xylenes, total	2,000	µg/L	< 5.0	< 5.0	< 5.0	< 5.0	< 5	< 5	< 5	2.0 U	2.0 U	2.0 U	2.0 U	2.0 U	2.0 U	2.0 U	2.0 U	2.0 U	2.0 U	2.0 U	2.0 U	5 U
Semivolatile Organic Compounds																						
2-Methylnaphthalene	*	µg/L	--	--	--	--	--	--	--	0.2 U	0.2 U	0.2 U	0.2 U	0.2 U	0.2 U	10 U	10 U	10 U	10 U	10 U	10 U	--
Acenaphthene	2,000	µg/L	< 0.19	< 0.19	< 0.19	< 10	< 10	< 10	< 10	0.2 U	0.2 U	0.2 U	0.2 U	0.2 U	0.2 U	10 U	10 U	10 U	10 U	10 U	10 U	10 U
Acenaphthylene	10	µg/L	< 0.19	< 0.19	< 0.19	< 10	< 10	< 10	< 10	0.2 U	0.2 U	0.2 U	0.2 U	0.2 U	0.2 U	10 U	10 U	10 U	10 U	10 U	10 U	10 U
Anthracene	10	µg/L	< 0.19	< 0.19	< 0.19	< 10	< 10	< 10	< 10	0.2 U	0.2 U	0.2 U	0.2 U	0.2 U	0.2 U	10 U	10 U	10 U	10 U	10 U	10 U	10 U
Benz(a)anthracene	0.1	µg/L	< 0.19	< 0.19	< 0.19	< 0.050	< 0.05	< 0.05	< 0.05	0.2 U	0.2 U	0.2 U	0.2 U	0.2 U	0.2 U	10 U	10 U	10 U	10 U	10 U	10 U	0.05 U
Benzo(a)pyrene	0.2	µg/L	< 0.19	< 0.19	< 0.19	< 0.050	< 0.05	< 0.05	< 0.05	0.2 U	0.2 U	0.2 U	0.2 U	0.2 U	0.2 U	10 U	10 U	10 U	10 U	10 U	10 U	0.05 U
Benzo(b)fluoranthene	0.2	µg/L	< 0.19	< 0.19	< 0.19	< 0.10	< 0.1	< 0.1	< 0.1	0.2 U	0.2 U	0.2 U	0.2 U	0.2 U	0.2 U	10 U	10 U	10 U	10 U	10 U	10 U	0.1 U
Benzo(g,h,i)perylene	10	µg/L	< 0.19	< 0.19	< 0.19	< 10	< 10	< 10	< 10	0.2 U	0.2 U	0.2 U	0.2 U	0.2 U	0.2 U	10 U	10 U	10 U	10 U	10 U	10 U	10 U
Benzo(k)fluoranthene	10	µg/L	< 0.19	< 0.19	< 0.19	< 10	< 10	< 10	< 10	0.2 U	0.2 U	0.2 U	0.2 U	0.2 U	0.2 U	10 U	10 U	10 U	10 U	10 U	10 U	10 U
Chrysene	0.2	µg/L	< 0.19	< 0.19	< 0.19	< 0.050	< 0.05	< 0.05	< 0.05	0.2 U	0.2 U	0.2 U	0.2 U	0.2 U	0.2 U	10 U	10 U	10 U	10 U	10 U	10 U	0.05 U
Dibenzo(a,h)anthracene	0.3	µg/L	< 0.19	< 0.19	< 0.19	< 0.10	< 0.1	< 0.1	< 0.1	0.2 U	0.2 U	0.2 U	0.2 U	0.2 U	0.2 U	10 U	10 U	10 U	10 U	10 U	10 U	0.1 U
Dibenzofuran	1	µg/L	--	--	--	--	--	--	--	1.0 U	0.2 U	0.2 U	0.2 U	0.2 U	0.2 U	10 U	10 U	10 U	10 U	10 U	10 U	--
Fluoranthene	1,000	µg/L	< 0.19	< 0.19	< 0.19	< 10	< 10	< 10	< 10	0.2 U	0.2 U	0.2 U	0.2 U	0.2 U	0.2 U	10 U	10 U	10 U	10 U	10 U	10 U	10 U
Fluorene	1,000	µg/L	< 0.19	< 0.19	< 0.19	< 10	< 10	< 10	< 10	0.2 U	0.2 U	0.2 U	0.2 U	0.2 U	0.2 U	10 U	10 U	10 U	10 U	10 U	10 U	10 U
Indeno(1,2,3-cd)pyrene	0.4	µg/L	< 0.19	< 0.19	< 0.19	< 0.050	< 0.05	< 0.05	< 0.05	0.2 U	0.2 U	0.2 U	0.2 U	0.2 U	0.2 U	10 U	10 U	10 U	10 U	10 U	10 U	0.05 U
Naphthalene	20	µg/L	< 0.19	**0.036 J**	< 0.19	< 10	< 10	< 10	< 10	0.2 U	0.2 U	0.2 U	0.2 U	0.2 U	0.2 U	10 U	10 U	10 U	10 U	10 U	10 U	10 U
Phenanthrene	10	µg/L	< 0.19	< 0.19	< 0.19	< 10	< 10	< 10	< 10	0.2 U	0.2 U	0.2 U	0.2 U	0.2 U	0.2 U	10 U	10 U	10 U	10 U	10 U	10 U	10 U
Pyrene	1,000	µg/L	< 0.19	< 0.19	< 0.19	< 10	< 10	< 10	< 10	0.2 U	0.2 U	0.2 U	0.2 U	0.2 U	0.2 U	10 U	10 U	10 U	10 U	10 U	10 U	10 U
Inorganic Compounds																						
Aluminum (fume or dust)	*	mg/L	--	--	--	--	--	--	--	0.2 U	0.2 U	0.2 U	0.2 U	0.2 U	0.2 U	0.2 U	**0.18 B**	0.2 U	**0.31**	**1.9**	**0.57**	--
Antimony	0.01	mg/L	< 0.020	< 0.020	< 0.020	< 0.0200	< 0.02	< 0.02	< 0.02	0.01 U	0.006 U	0.02 U	0.02 U	0.006 U	0.02 U	0.02 U	0.020 U	0.02 U	0.02 U	0.02 U	0.02 U	0.02 U
Arsenic	0.05	mg/L	< 0.020	< 0.010	< 0.010	<0.0500	< 0.05	< 0.05	< 0.05	0.01 U	0.01 U	0.01 U	0.01 U	0.01 U	0.01 U	0.01 U	0.010 U	0.01 U	0.01 U	0.01 U	0.01 U	0.05 U
Barium	2	mg/L	**0.26**	**0.38**	**0.23**	**0.364**	**0.191**	**0.176**	**0.137**	0.2 U	**0.122**	**0.14**	**0.14**	**0.15**	**0.15**	**0.15**	**0.16**	**0.17**	**0.18**	**0.22**	**0.3**	**0.958**
Beryllium	0.004	mg/L	< 0.0040	< 0.0040	< 0.0040	< 0.0100	< 0.010	< 0.010	< 0.010	0.005 U	0.004 U	0.004 U	0.004 U	0.004 U	0.004 U	0.004 U	0.0040 U	0.004 U	0.004 U	0.004 U	0.004 U	0.01 U
Cadmium	0.005	mg/L	< 0.0050	< 0.0050	< 0.0050	< 0.0050	< 0.005	< 0.005	< 0.005	0.002 U	0.005 U	0.005 U	0.005 U	0.005 U	0.005 U	0.005 U	0.0050 U	0.005 U	0.005 U	0.005 U	0.005 U	0.005 U
Calcium metal	*	mg/L	--	--	--	--	--	--	--	**19.8**	**20.9**	**25**	**25**	**22**	**23**	**25**	**22**	**20**	**18**	**21**	**33**	--
Chromium	0.1	mg/L	< 0.010	< 0.010	< 0.010	< 0.0100	< 0.010	< 0.010	< 0.010	0.005 U	0.01 U	0.01 U	0.01 U	0.01 U	0.01 U	0.01 U	0.010 U	0.01 U	0.01 U	**0.0036 B**	0.01 U	0.01 U
Cobalt	*	mg/L	--	--	--	--	--	--	--	0.007 U	0.01 U	0.01 U	0.01 U	0.01 U	0.01 U	0.01 U	0.010 U	0.01 U	**0.0046 B**	**0.0076 B**	**0.0084 B**	--
Copper	1.3	mg/L	< 0.020	**0.0028 J**	< 0.020	< 0.0100	< 0.010	< 0.010	< 0.010	0.025 U	0.02 U	0.02 U	0.02 U	0.02 U	0.02 U	0.02 U	**0.0021 B**	0.02 U	0.0034 U	**0.0079 B**	**0.0087 B**	0.01 U
Cyanide	0.2	mg/L	< 0.010	< 0.010	< 0.010	< 0.010	< 0.010	< 0.002	< 0.002	0.01 U	0.01 U	0.01 U	0.01 U	0.01 U	0.01 U	0.015 U	0.010 U	0.01 U	0.01 U	0.01 U	0.01 U	0.01 U
Lead	0.015	mg/L	< 0.010	< 0.0050	< 0.0050	< 0.0100	< 0.010	< 0.010	< 0.010	0.003 U	0.005 U	0.005 U	0.005 U	0.005 U	0.005 U	0.005 U	0.0050 U	**0.0019 B**	0.0033 U	0.005 U	0.005 U	0.01 U
Magnesium	*	mg/L	--	--	--	--	--	--	--	**9.07**	**8.99**	**9**	**8.9**	**9.1**	**9.4**	**8.2**	**9.0**	**9.1**	**8.5**	**9.5**	**14**	--
Mercury	0.002	mg/L	< 0.00020	< 0.00020	< 0.00020	< 0.00020	< 0.0002	< 0.0002	< 0.0002	0.0002 U	0.0002 U	0.0002 U	0.0002 U	0.0002 U	0.0002 U	0.0002 U	0.00020 U	0.0002 U	0.0002 U	0.0002 U	0.00020 U	0.0002 U
Nickel	0.1	mg/L	< 0.040	< 0.040	**0.0022 J**	< 0.0200	< 0.02	< 0.02	< 0.02	0.04 U	0.04 U	0.04 U	0.04 U	0.04 U	0.04 U	0.04 U	0.040 U	0.04 U	0.04 U	0.04 U	0.04 U	0.02 U
Potassium	*	mg/L	--	--	--	--	--	--	--	5 U	**2.73**	**4.5**	**4.6**	**2.8**	**2.7**	**4.6**	**8.9**	**3.3**	**1.8**	**2.5**	**11**	--
Selenium	0.05	mg/L	< 0.020	< 0.010	< 0.010	< 0.0200	< 0.02	< 0.02	< 0.02	0.005 U	0.01 U	0.01 U	0.01 U	0.01 U	0.01 U	0.01 U	0.010 U	0.01 U	0.0058 U	0.01 U	0.01 U	0.02 U
Sodium	*	mg/L	--	--	--	--	--	--	--	**13.8**	**15.1**	**15**	**14**	**15**	**14**	**15**	**15**	**14**	**13**	**14**	**25**	--
Thallium	0.002	mg/L	< 0.0010	< 0.0010	< 0.0010	< 1.00	< 1.00	< 1	< 0.0010	0.001 U	0.001 U	0.002 U	0.002 U	0.001 U	0.001 U	0.002 U	0.0020 UWN	0.002 UWN	0.002 UJ	0.002 U	0.002 U	0.001 U
Vanadium (fume or dust)	0.2	mg/L	< 0.010	< 0.010	< 0.010	< 0.0100	< 0.010	< 0.010	< 0.010	0.007 U	0.01 U	0.01 U	0.01 U	0.01 U	0.01 U	0.01 U	0.010 U	0.01 U	0.0053 U	**0.023**	**0.0065 B**	0.01 U
Zinc	2	mg/L	< 0.020	**0.012 J**	< 0.020	< 0.0200	< 0.02	< 0.02	< 0.020	0.02 U	0.02 U	0.02 U	0.02 U	0.02 U	0.02 U	**0.04**	**0.0074 B**	**0.0071 B**	**0.019 B**	**0.013 B**	**0.018 B**	0.02 U

Notes:
* - Not a HSRA regulated compound
ISCO - *in-situ* chemical oxidation

Data Qualifier Defintions:
-- - Not analyzed
B (Inorganics) - Estimated analyte concentration
D - Analyte concentration reported from secondary dilution
DB - Analyte concentration reported from secondary dilution; analyte detected in method blank
H - Holding time exceeded for sample
J - Estimated analyte concentration
JB (Organic) - Estimated analyte concentration; analyte detected in method blank
Bold = Exceeds the laboratory detection limit
Bold and shaded - Analyte concentration exceeds the Type 1 RRS
JM (Organic) - Estimated analyte concentration; spike sample recovery outside control limits
M (Organic) - Spike sample recovery outside control limits
N - Spike sample recovery outside of control limits
R - Sample data results rejected due to deficiencies in the ability to meet quality control standards
RRS - Risk Reduction Standard
< - Analyte not detected at referenced detection limit
U - Analyte not detected at referenced detection limit
UJ - Analyte not detected; low method bias and/or matrix interference
UN - Analyte not detected; spiked sample recovery outside of control limits
UR - Analyte not detected; data rejected
UWN - Analyte not detected; post digestion spike and spike sample recovery outside control limits

Appendix E-3
Summary of Historical Ground Water Sampling Data - Decommissioned Wells
Atlanta Gas Light Company
Former Manufactured Gas Plant Site
Augusta, Ga

Chemical Name	Type 1 Risk Reduction Standard	Location ID	MW-316
		Sample Date	10/4/2006
		Unit	Pre-Extraction
Field Parameters			
Conductivity	*	mS/cm	0.513
Dissolved Oxygen (YSI)	*	mg/L	0.47
Oxidation Reduction Potential	*	mV	-112.7
pH	*	SU	6.81
Temperature	*	Celsius	25.53
Turbidity	*	NTU	0.68
Monitored Natural Attenuation Parameters			
Carbon Dioxide	*	µg/L	--
Iron	*	mg/L	--
Iron, as Ferrous (Fe+2)	*	mg/L	--
Manganese, Total	*	mg/L	--
Manganese, Dissolved	*	mg/L	--
Methane	*	µg/L	--
Nitrate	*	mg/L	--
Nitrogen	*	mg/L	--
Nitrogen, ammonia (as N)	*	mg/L	--
Oxygen	*	mg/L	--
Sulfate	*	mg/L	--
Sulfide	*	mg/L	--
Volatile Organic Compounds			
Acetone	4,000	µg/L	50 R
Benzene	5	µg/L	13000
Carbon Disulfide	4,000	µg/L	5 U
Methylene Chloride	5	µg/L	5 U
Ethylbenzene	700	µg/L	1700
Toluene	1,000	µg/L	26
Trichloroethylene	5	µg/L	5 U
Xylenes, total	2,000	µg/L	860
Semivolatile Organic Compounds			
2-Methylnaphthalene	*	µg/L	--
Acenaphthene	2,000	µg/L	43
Acenaphthylene	10	µg/L	10 U
Anthracene	10	µg/L	10 U
Benz(a)anthracene	0.1	µg/L	0.05 U
Benzo(a)pyrene	0.2	µg/L	0.05 U
Benzo(b)fluoranthene	0.2	µg/L	0.1 U
Benzo(g,h,i)perylene	10	µg/L	10 U
Benzo(k)fluoranthene	10	µg/L	10 U
Chrysene	0.2	µg/L	0.05 U
Dibenzo(a,h)anthracene	0.3	µg/L	0.1 U
Dibenzofuran	1	µg/L	--
Fluoranthene	1,000	µg/L	10 U
Fluorene	1,000	µg/L	10 U
Indeno(1,2,3-cd)pyrene	0.4	µg/L	0.05 U
Naphthalene	20	µg/L	1400
Phenanthrene	10	µg/L	10 U
Pyrene	1,000	µg/L	10 U
Inorganic Compounds			
Aluminum (fume or dust)	*	mg/L	--
Antimony	0.01	mg/L	0.02 U
Arsenic	0.05	mg/L	0.05 U
Barium	2	mg/L	**0.572**
Beryllium	0.004	mg/L	0.01 U
Cadmium	0.005	mg/L	0.005 U
Calcium metal	*	mg/L	--
Chromium	0.1	mg/L	0.01 U
Cobalt	*	mg/L	--
Copper	1.3	mg/L	0.01 U
Cyanide	0.2	mg/L	0.01 U
Lead	0.015	mg/L	0.01 U
Magnesium	*	mg/L	--
Mercury	0.002	mg/L	0.0002 U
Nickel	0.1	mg/L	0.02 U
Potassium	*	mg/L	--
Selenium	0.05	mg/L	0.02 U
Sodium	*	mg/L	--
Thallium	0.002	mg/L	0.001 U
Vanadium (fume or dust)	0.2	mg/L	0.01 U
Zinc	2	mg/L	0.02 U

Notes:
* - Not a HSRA regulated compound
ISCO - *in-situ* chemical oxidation
RRS - Risk Reduction Standard

Data Qualifier Defintions:
-- - Not analyzed
B (Inorganics) - Estimated analyte concentration
D - Analyte concentration reported from secondary dilution
DB - Analyte concentration reported from secondary dilution; analyte detected in method blank
H - Holding time exceeded for sample
J - Estimated analyte concentration
JB (Organic) - Estimated analyte concentration; analyte detected in method blank
Bold = Exceeds the laboratory detection limit
Bold and shaded - Analyte concentration exceeds the Type 1 RRS
JM (Organic) - Estimated analyte concentration; spike sample recovery outside control limits
M (Organic) - Spike sample recovery outside control limits
N - Spike sample recovery outside of control limits
R - Sample data results rejected due to deficiencies in the ability to meet quality control standards
< - Analyte not detected at referenced detection limit
U - Analyte not detected at referenced detection limit
UJ - Analyte not detected; low method bias and/or matrix interference
UN - Analyte not detected; spiked sample recovery outside of control limits
UR - Analyte not detected; data rejected
UWN - Analyte not detected; post digestion spike and spike sample recovery outside control limits

Appendix E-3
Summary of Historical Ground Water Sampling Data - Decommissioned Wells
Atlanta Gas Light Company
Former Manufactured Gas Plant Site
Augusta, Ga

Chemical Name	Type 1 Risk Reduction Standard	Location ID	MW-321	MW-321	MW-321	MW-321	MW-321	MW-321	MW-321	MW-321	MW-321	MW-321	MW-321	MW-321	MW-321	MW-321	MW-321	MW-321	MW-321	MW-321	MW-321	MW-321
		Sample Date	7/29/2015	1/13/2015	7/14/2014	1/8/2014	7/10/2013	7/10/2013 DUP	1/9/2013	7/25/2012	1/24/2012	7/6/2011	7/6/2011 DUP	1/19/2011	7/15/2010	1/7/2010	7/23/2009	01/21/2009	07/18/2008	1/9/2008	7/10/2007	2/14/2007
		Unit	Post-Extraction	During Extraction																		
Volatile Organic Compounds																						
Acetone	4,000	µg/L	< 50	< 50	< 50	< 50	< 50	< 50	< 100	< 100	< 5.0	< 25	< 25	< 120	< 2500	<4000	< 1000	< 500	< 2000	< 50	< 50	< 50
Benzene	5	µg/L	**2300**	< 5.0	< 5.0	< 5.0	**330**	**360**	**5.0**	< 5.0	**12**	**500**	**650**	**2,900**	**3,300**	**4,000**	**2,600**	**630**	**2,200**	**2,400**	**2,600**	**3,700**
Carbon Disulfide	4,000	µg/L	< 5.0	< 5.0	< 5.0	< 5.0	< 5.0	< 5.0	< 5.0	< 5.0	**0.67 J**	< 3.0	< 3.0	< 15	< 120	<200	< 50	< 25	< 100	< 5.0	< 5	< 5
Ethylbenzene	700	µg/L	< 5.0	< 5.0	< 5.0	< 5.0	< 5.0	< 5.0	< 5.0	< 5.0	**1.6 J**	**0.82 J**	**1.2 J**	**100 J**	210	**430**	**200**	**37**	**150**	**160**	**120**	**280**
Methylene Chloride	5	µg/L	< 5.0	< 5.0	< 5.0	< 5.0	< 5.0	< 5.0	< 5.0	< 5.0	< 1.0	< 5.0	< 5.0	< 25	< 120	<200	< 50	< 25	< 100	< 5.0	< 5	< 5
Toluene	1,000	µg/L	< 5.0	< 5.0	< 5.0	< 5.0	< 5.0	< 5.0	< 5.0	< 5.0	**0.40 J**	< 1.7	< 1.7	**24 J**	< 120	<200	< 50	< 25	< 100	< 5.0	< 5	< 5
Trichloroethylene	5	µg/L	< 5.0	< 5.0	< 5.0	< 5.0	< 5.0	< 5.0	< 5.0	< 5.0	< 0.13	< 0.65	< 0.65	< 3.2	< 120	<200	< 50	< 25	< 100	< 5.0	< 5	< 5
Xylenes, total	2,000	µg/L	< 5.0	< 5.0	< 5.0	< 5.0	< 5.0	< 5.0	< 5.0	< 5.0	**0.44 J**	**2.1 J**	**1.9 J**	**8.8 J**	**18 J**	<200	< 50	**10 J**	**27 J**	**58**	**52**	**100**
Semivolatile Organic Compounds																						
Acenaphthene	2,000	µg/L	< 50	< 0.5	**2.1**	< 0.50	**13**	**12**	**0.19**	**0.29**	**43 D**	**12**	**24**	**24**	**40**	**30**	**21**	**3.4**	**13**	**32**	**37**	**27**
Acenaphthylene	10	µg/L	< 1.0	< 1	< 1.0	< 1.0	< 1.0	< 1.0	**0.82**	**0.20**	**1.7**	**0.42**	< 1.0	**0.19 J**	< 19	**1.0**	< 0.94	**0.35**	**0.71**	< 10	< 10	< 10
Anthracene	10	µg/L	**0.21**	< 0.05	**0.13**	< 0.05	**0.26**	**0.26**	< 0.19	< 0.19	**0.66**	**0.23**	< 1.0	**0.29**	< 19	**0.59**	< 0.94	**0.068 J**	**1.7**	< 10	< 10	< 10
Benz(a)anthracene	0.1	µg/L	< 0.05	< 0.05	< 0.05	< 0.05	< 0.05	< 0.05	< 0.19	< 0.19	< 0.095	< 0.11	< 1.0	< 0.11	< 19	<0.20	< 0.94	< 0.21	< 0.19	< 0.05	< 0.05	< 0.05
Benzo(a)pyrene	0.2	µg/L	< 0.05	< 0.05	< 0.05	< 0.05	< 0.05	< 0.05	< 0.19	< 0.19	< 0.095	< 0.11	< 1.0	< 0.11	< 19	<0.20	< 0.94	< 0.21	< 0.19	< 0.05	< 0.05	< 0.05
Benzo(b)fluoranthene	0.2	µg/L	< 0.1	< 0.1	< 0.10	< 0.10	< 0.10	< 0.10	< 0.19	< 0.19	< 0.095	< 0.11	< 1.0	< 0.11	< 19	<0.20	< 0.94	< 0.21	< 0.19	< 0.10	< 0.1	< 0.1
Benzo(g,h,i)perylene	10	µg/L	< 0.1	< 0.10	< 0.10	< 0.10	< 0.10	< 0.10	< 0.19	< 0.19	< 0.095	< 0.11	< 1.0	< 0.11	< 19	<0.20	< 0.94	< 0.21	< 0.19	< 10	< 10	< 10
Benzo(k)fluoranthene	10	µg/L	< 0.05	< 0.05	< 0.05	< 0.05	< 0.05	< 0.05	< 0.19	< 0.19	< 0.095	< 0.11	< 1.0	< 0.11	< 19	<0.20	< 0.94	< 0.21	< 0.19	< 10	< 10	< 10
Chrysene	0.2	µg/L	< 0.05	< 0.05	< 0.05	< 0.05	< 0.05	< 0.05	< 0.19	< 0.19	< 0.043	< 0.048	< 0.45	**0.059 J**	< 19	<0.20	< 0.94	< 0.21	< 0.19	< 0.05	< 0.05	< 0.05
Dibenzo(a,h)anthracene	0.3	µg/L	< 0.1	< 0.1	< 0.10	< 0.10	< 0.10	< 0.10	< 0.19	< 0.19	< 0.095	< 0.11	< 1.0	< 0.11	< 19	<0.20	< 0.94	< 0.21	< 0.19	< 0.10	< 0.1	< 0.1
Fluoranthene	1,000	µg/L	< 0.1	< 0.1	< 0.10	< 0.10	**0.12**	**0.11**	< 0.19	< 0.19	**0.28**	**0.12 J**	< 1.0	**0.12 J**	< 19	0.2	< 0.94	0.037 J	**0.098**	< 10	< 10	< 10
Fluorene	1,000	µg/L	**1.9**	< 0.10	**0.48**	< 0.10	**2.2**	**2.1**	**0.94**	**0.29**	**7.2**	**2.9**	**5.2**	**3.4**	< 19	**6.5**	**3.5**	**0.75**	**2.1**	< 10	< 10	< 10
Indeno(1,2,3-cd)pyrene	0.4	µg/L	< 0.05	< 0.05	< 0.05	< 0.05	< 0.05	< 0.05	< 0.19	< 0.19	< 0.095	< 0.11	< 1.0	< 0.11	< 19	< 0.20	< 0.94	< 0.21	< 0.19	< 0.05	< 0.05	< 0.05
Naphthalene	20	µg/L	**180**	**5.7**	**3.3**	< 0.50	**240**	**150**	**13**	**3.9**	**1,100 D**	**250**	**470**	**560**	**1,000**	**11 J**	**610**	**66**	**3.0**	**410**	**350**	**570**
Phenanthrene	10	µg/L	**1.4**	< 0.05	**0.7**	< 0.05	**1.8**	**1.7**	**1.1**	**0.48**	**5.8**	**1.7**	**3.1**	**2.2**	< 19	**4.3**	**2.2**	**0.46**	**1.7**	< 10	< 10	< 10
Pyrene	1,000	µg/L	**0.068**	< 0.05	**0.11**	< 0.05	**0.096**	**0.100**	< 0.19	< 0.19	**0.29**	**0.14 J**	< 1.0	**0.14 J**	< 19	<0.20	< 0.94	**0.043 J**	**0.11 J**	<10	< 10	< 10
Inorganic Compounds																						
Antimony	0.01	mg/L	< 0.02	< 0.02	< 0.02	< 0.02	< 0.02	< 0.02	< 0.02	< 0.02	< 0.0053	< 0.0053	< 0.0053	< 0.0053	< 0.020	< 0.020	< 0.020	< 0.020	< 0.02	< 0.02	< 0.02	< 0.02
Arsenic	0.05	mg/L	< 0.05	< 0.05	< 0.05	< 0.05	< 0.05	< 0.05	< 0.02	< 0.02	< 0.0046	< 0.0046	< 0.0046	< 0.0046	< 0.020	< 0.020	< 0.020	< 0.010	< 0.01	< 0.05	< 0.05	< 0.05
Barium	2	mg/L	**0.28**	**0.0606**	**0.0573**	**0.0662**	**0.244**	**0.237**	**0.14**	**0.094**	**0.30**	**0.30**	**0.27**	**0.30**	**0.31**	**0.30**	**0.32**	**0.26**	**0.31**	**0.321**	**0.294**	**0.314**
Beryllium	0.004	mg/L	< 0.01	< 0.01	< 0.01	< 0.01	< 0.01	< 0.01	< 0.0040	< 0.0040	< 0.00020	< 0.00020	< 0.00020	**0.00026 J**	< 0.0040	< 0.0040	< 0.0040	< 0.0040	< 0.004	< 0.01	< 0.01	< 0.01
Cadmium	0.005	mg/L	< 0.005	< 0.005	< 0.005	< 0.005	< 0.005	< 0.005	< 0.0050	< 0.0050	< 0.0020	< 0.0020	< 0.0020	< 0.0020	< 0.0050	< 0.0050	< 0.0050	< 0.0050	< 0.005	< 0.005	< 0.005	< 0.005
Chromium	0.1	mg/L	< 0.01	< 0.01	< 0.01	< 0.01	< 0.01	< 0.01	< 0.010	< 0.010	< 0.0012	< 0.0012	< 0.0012	< 0.0012	< 0.010	< 0.010	< 0.010	< 0.010	< 0.01	< 0.01	< 0.01	< 0.01
Copper	1.3	mg/L	**0.0225**	< 0.01	< 0.01	< 0.01	< 0.01	< 0.01	< 0.02	< 0.02	< 0.0019	< 0.0019	< 0.0019	**0.0030 JB**	< 0.020	< 0.020	< 0.020	< 0.020	< 0.02	< 0.01	< 0.01	< 0.01
Cyanide	0.2	mg/L	< 0.01	< 0.01	< 0.01	< 0.01	< 0.01	< 0.01	< 0.010	< 0.010	< 0.0050	**0.013**	**0.016**	< 0.0050	< 0.010	< 0.010	< 0.010	< 0.010	< 0.01	< 0.01	< 0.01	< 0.01
Lead	0.015	mg/L	< 0.01	< 0.01	< 0.01	< 0.01	< 0.01	< 0.01	< 0.010	< 0.010	< 0.0040	< 0.0040	< 0.0040	< 0.0040	< 0.010	< 0.010	< 0.010	< 0.0050	< 0.005	< 0.01	< 0.01	< 0.01
Mercury	0.002	mg/L	< 0.0002	< 0.00020	< 0.00020	< 0.00020	< 0.00020	< 0.00020	< 0.00020	< 0.00020	< 0.000091	< 0.000091	< 0.000091	< 0.000091	< 0.00020	< 0.00020	< 0.00020	< 0.00020	< 0.00020	< 0.00020	< 0.0002	< 0.0002
Nickel	0.1	mg/L	< 0.02	< 0.02	< 0.02	< 0.02	< 0.02	< 0.02	< 0.04	< 0.04	< 0.0023	**0.0029 J**	**0.0025 J**	< 0.0023	< 0.040	< 0.040	< 0.040	< 0.040	**0.0017 J**	< 0.02	< 0.02	< 0.02
Selenium	0.05	mg/L	< 0.02	< 0.02	< 0.02	< 0.02	< 0.02	< 0.02	< 0.020	< 0.020	< 0.0064	< 0.0064	< 0.0064	< 0.0064	< 0.020	< 0.020	< 0.020	< 0.010	< 0.01	< 0.02	< 0.02	< 0.02
Thallium	0.002	mg/L	< 0.02	< 0.02	< 0.02	< 0.02	< 0.02	< 0.02	< 0.0010	< 0.0010	< 0.00025	< 0.00025	< 0.00025	< 0.00025	< 0.0010	< 0.0010	< 0.0010	< 0.0010	< 0.001	< 1.00	< 1.00	< 1
Vanadium (fume or dust)	0.2	mg/L	< 0.01	< 0.01	< 0.01	< 0.01	< 0.01	< 0.01	< 0.010	< 0.010	< 0.0024	< 0.0024	< 0.0024	< 0.0024	< 0.010	< 0.010	< 0.010	< 0.010	< 0.01	< 0.01	< 0.01	< 0.01
Zinc	2	mg/L	< 0.02	< 0.02	< 0.02	< 0.02	< 0.02	< 0.02	< 0.020	< 0.020	< 0.0087	< 0.0087	< 0.0087	< 0.0087	< 0.020	< 0.020	< 0.020	< 0.020	< 0.02	< 0.02	< 0.02	< 0.02

Notes:
* - Not a HSRA regulated compound
ISCO - *in-situ* chemical oxidation
** - Resampled in August 2007 for VOCs only
RRS - Risk Reduction Standard

Data Qualifier Defintions:
-- - Not analyzed
B (Inorganics) - Estimated analyte concentration
D - Analyte concentration reported from secondary dilution
DB - Analyte concentration reported from secondary dilution; analyte detected in method blank
H - Holding time exceeded for sample
J - Estimated analyte concentration
JB (Organic) - Estimated analyte concentration; analyte detected in method blank
JM (Organic) - Estimated analyte concentration; spike sample recovery outside control limits
M (Organic) - Spike sample recovery outside control limits
N - Spike sample recovery outside of control limits
R - Sample data results rejected due to deficiencies in the ability to meet quality control standards
< - Analyte not detected at referenced detection limit
U - Analyte not detected at referenced detection limit
UJ - Analyte not detected; low method bias and/or matrix interference
UN - Analyte not detected; spiked sample recovery outside of control limits
UR - Analyte not detected; data rejected
UWN - Analyte not detected; post digestion spike and spike sample recovery outside control limits
Bold - Exceeds the laboratory detection limit
Bold and shaded - Analyte concentration exceeds the Type 1 RRS

Appendix E-3
Summary of Historical Ground Water Sampling Data - Decommissioned Wells
Atlanta Gas Light Company
Former Manufactured Gas Plant Site
Augusta, Ga

Chemical Name	Type 1 Risk Reduction Standard	Location ID	MW-321	MW-321	MW-321	MW-321	MW-321	MW-321	MW-321	MW-321	MW-321	MW-321	MW-321	MW-321	MW-321	MW-321	MW-321	MW-321	MW-321
		Sample Date	7/11/2006	7/11/2006 DUP	1/14/2006	1/14/2006 DUP	7/21/2005	1/21/2005	7/16/2004	1/23/2004	1/23/2004 DUP	7/17/2003	7/17/2003 DUP	1/22/2003	1/22/2003 DUP	7/15/2002	1/22/2002	7/18/2001	1/22/2001
		Unit	Pre-Extraction																
Volatile Organic Compounds																			
Acetone	4,000	µg/L	50 R	50 R	2,500 U	2,500 U	500 U	1,200 U	1,200 U	1,200 U	1,200 U	1,300 U	1,300 U	1,200 U	1,200 U	250 U	250 U	**250 R**	250 U
Benzene	5	µg/L	**4,500**	**5,100**	**6,200**	**6,100**	**5,300**	**6,500**	**6,900**	**6,500**	**6,900**	**6,500**	**6,400**	**5,700**	**5,700**	**4,800 D**	**6,000 D**	**7,900 D**	**1,800**
Carbon Disulfide	4,000	µg/L	5 U	5 U	250 U	250 U	20 U	50 U	50 U	50 U	50 U	50 U	50 U	50 U	50 U	10 U	10 U	10 U	10 U
Ethylbenzene	700	µg/L	**340**	**380**	**1,300**	**1,200**	**1,200**	**1,400**	**1,400**	**1,500**	**1,500**	**1,400**	**1,400**	**1,000**	**980**	**1,100**	**1,100**	**1,600**	**360**
Methylene Chloride	5	µg/L	5 U	5 U	250 U	250 U	100 U	250 U	250 U	250 U	250 U	250 U	250 U	250 U	250 U	50 U	50 U	50 U	50 U
Toluene	1,000	µg/L	5 U	5 U	250 U	250 U	20 U	50 U	50 U	50 U	50 U	50 U	50 U	50 U	50 U	**12**	**10**	**110**	**9.6 J**
Trichloroethylene	5	µg/L	5 U	5 U	250 U	250 U	20 U	50 U	50 U	50 U	50 U	50 U	50 U	50 U	50 U	10 U	10 U	10 U	10 U
Xylenes, total	2,000	µg/L	**110**	**110**	500 U	500 U	**260**	**260**	**290**	**360**	**370**	**550**	**560**	**490**	**500**	**560**	**610**	**890**	**290**
Semivolatile Organic Compounds																			
2-Methylnaphthalene	*	µg/L	--	--	**280**	**330**	**270**	**240**	**230**	**320**	**330**	**280**	**250**	**170 DJ**	**180 DJ**	**38**	**360**	**320**	**300**
Acenaphthene	2,000	µg/L	**63**	**57**	**130**	**130**	**98**	**84**	80 U	**50**	**85**	**110**	**99**	**88**	**90**	**8.2 J**	**120**	**120**	**110**
Acenaphthylene	10	µg/L	10 U	10 U	16 U	20 U	20 U	40 U	80 U	**0.34**	**0.58**	10 U	10 U	**1.3 J**	**1.2 J**	**3.4 J**	10 U	50 U	10 U
Anthracene	10	µg/L	10 U	10 U	16 U	20 U	20 U	40 U	80 U	**2.5**	**2.3**	10 U	10 U	**1.7 J**	**1.8 J**	10 U	10 U	**2.1 J**	**2.5 J**
Benz(a)anthracene	0.1	µg/L	0.05 U	0.05 U	16 U	20 U	20 U	40 U	80 U	0.2 U	0.2 U	10 U	10 U	10 U	10 U	10 U	10 U	50 U	10 U
Benzo(a)pyrene	0.2	µg/L	0.05 U	0.05 U	16 U	20 U	20 U	40 U	80 U	0.2 U	0.2 U	10 U	10 U	10 U	10 U	10 U	10 U	50 U	10 U
Benzo(b)fluoranthene	0.2	µg/L	0.1 U	0.1 U	16 U	20 U	20 U	40 U	80 U	0.2 U	0.2 U	10 U	10 U	10 U	10 U	10 U	10 U	50 U	10 U
Benzo(g,h,i)perylene	10	µg/L	10 U	10 U	16 U	20 U	20 U	40 U	80 U	0.2 U	0.2 U	10 U	10 U	10 U	10 U	10 U	10 U	50 U	10 U
Benzo(k)fluoranthene	10	µg/L	10 U	10 U	16 U	20 U	20 U	40 U	80 U	0.2 U	0.2 U	10 U	10 U	10 U	10 U	10 U	10 U	50 U	10 U
Chrysene	0.2	µg/L	0.05 U	0.05 U	16 U	20 U	20 U	40 U	80 U	0.2 U	0.2 U	10 U	10 U	10 U	10 U	10 U	10 U	50 U	10 U
Dibenzo(a,h)anthracene	0.3	µg/L	0.1 U	0.1 U	16 U	20 U	20 U	40 U	80 U	0.2 U	0.2 U	10 U	10 U	10 U	10 U	10 U	10 U	50 U	10 U
Dibenzofuran	1	µg/L	--	--	80 U	100 U	20 U	40 U	80 U	**3.0**	**2.3**	10 U	10 U	**3.8 J**	**4.0 J**	**0.45 J**	**5.5 J**	**5.1 J**	**4.7 J**
Fluoranthene	1,000	µg/L	10 U	10 U	16 U	20 U	20 U	40 U	80 U	**0.96**	**0.89**	10 U	10 U	**0.78 J**	**0.85 J**	10 U	10 U	50 U	**0.97 J**
Fluorene	1,000	µg/L	**11**	10 U	**17**	20 U	20 U	40 U	80 U	**12**	**11**	**17**	**16**	**17**	**17**	**11 J**	**19 J**	**19 J**	**18**
Indeno(1,2,3-cd)pyrene	0.4	µg/L	0.05 U	0.05 U	16 U	20 U	20 U	40 U	80 U	0.2 U	0.2 U	10 U	10 U	10 U	10 U	10 U	10 U	50 U	10 U
Naphthalene	20	µg/L	**1,500 J**	**150 J**	**2,700**	**3,300**	**3,000**	**2,500**	**2,600**	**3,000**	**3,000**	**4,800**	**3,800**	**1,900 D**	**1,900 D**	**540 D**	**2,900 D**	**3,300D**	**4,000 D**
Phenanthrene	10	µg/L	10 U	10 U	**23**	**23**	20 U	40 U	80 U	**16**	**16**	**16**	**14**	**14**	**15**	**1.0 J**	**21 J**	**20 J**	**17**
Pyrene	1,000	µg/L	10 U	10 U	16 U	20 U	20 U	40 U	80 U	**0.99**	**0.92**	10 U	10 U	**0.82 J**	**0.72 J**	10 U	10 U	50 U	**0.94 J**
Inorganic Compounds																			
Aluminum (fume or dust)	*	mg/L	--	--	**0.293**	0.2 U	0.2 U	0.2 U	0.2 U	0.2 U	0.2 U	0.2 U	0.2 U	0.2 U	0.2 U	**0.22**	0.2 U	0.2 U	**0.031 BN**
Antimony	0.01	mg/L	0.02 U	0.02 U	0.01 U	0.01 U	0.006 U	0.02 U	0.02 U	0.02 U	0.02 U	0.02 U	0.02 U	0.02 U	0.02 U	0.02 U	0.02 U	0.02 U	0.02 U
Arsenic	0.05	mg/L	0.05 U	0.05 U	0.01 U	0.01 U	0.01 U	0.01 U	0.01 U	0.01 U	0.01 U	0.01 U	0.01 U	0.01 U	0.01 U	0.01 U	0.01 U	0.01 U	0.01 U
Barium	2	mg/L	**0.325**	**0.309**	**0.288**	**0.281**	**0.283**	**0.27**	**0.27**	**0.26**	**0.24**	**0.25**	**0.25**	**0.26**	**0.26**	**0.31**	**0.24**	**0.23**	**0.25**
Beryllium	0.004	mg/L	0.01 U	0.01 U	0.005 U	0.005 U	0.004 U	0.004 U	0.004 U	0.004 U	0.004 U	0.004 U	0.004 U	0.004 U	0.004 U	0.004 U	0.004 U	0.004 U	0.004 U
Cadmium	0.005	mg/L	0.005 U	0.005 U	0.002 U	0.002 U	0.005 U	0.005 U	0.005 U	0.005 U	0.005 U	0.005 U	0.005 U	0.005 U	0.005 U	0.005 U	0.005 U	0.005 U	0.005 U
Calcium metal	*	mg/L	--	--	**40.7**	**39**	**38.1**	**38**	**35**	**36**	**35**	**32**	**33**	**33**	**33**	**35**	**31**	**31**	**32**
Chromium	0.1	mg/L	0.01 U	0.01 U	0.005 U	0.005 U	0.01 U	0.01 U	0.01 U	0.01 U	0.01 U	0.01 U	0.01 U	**0.0049 B**	**0.0052 B**	**0.0066 B**	0.01 U	0.01 U	**0.0018 B**
Cobalt	*	mg/L	--	--	0.007 U	0.007 U	0.01 U	0.01 U	0.01 U	0.01 U	0.01 U	0.01 U	0.01 U	0.01 U	0.01 U	0.01 U	0.01 U	0.01 U	0.01 U
Copper	1.3	mg/L	0.01 U	0.01 U	0.025 U	0.025 U	0.02 U	0.02 U	0.02 U	0.02 U	0.02 U	0.02 U	0.02 U	**0.0025 B**	**0.0021 B**	**0.0027 B**	**0.0012 B**	0.02 U	0.02 U
Cyanide	0.2	mg/L	0.01 U	0.01 U	0.01 U	0.01 U	0.01 U	0.01 U	0.01 U	0.01 U	0.01 U	0.015 U	0.015 U	0.01 U	0.01 U	0.01 U	0.01 U	0.01 U	0.01 U
Iron	*	mg/L	--	--	**0.529**	**0.523**	**0.526**	**0.49**	**0.43**	**0.46**	**0.45**	**0.41**	**0.37**	**0.4**	**0.43**	**0.72 N**	**0.43**	**0.41**	**0.45**
Lead	0.015	mg/L	0.01 U	0.01 U	0.003 U	0.003 U	0.005 U	0.005 U	0.005 U	0.005 U	0.005 U	0.005 U	0.005 U	0.005 U	0.005 U	0.005 U	0.005 U	0.005 U	0.005 U
Magnesium	*	mg/L	--	--	**16.9**	**16.6**	**15.4**	**16**	**14**	**14**	**14**	**14**	**15**	**14**	**14**	**14**	**13**	**13**	**13**
Manganese	*	mg/L	--	--	**0.308**	**0.301**	**0.307**	**0.31**	**0.29**	**0.29**	**0.27**	**0.27**	**0.27**	**0.26**	**0.26**	**0.31**	**0.25**	**0.25**	**0.27**
Mercury	0.002	mg/L	0.0002 U	0.0002 U	0.0002 U	0.0002 U	0.0002 U	0.0002 U	0.0002 U	0.0002 U	0.0002 U	0.0002 UJ	0.0002 UJ	**0.000097 B**	**0.00009 B**	0.0002 U	0.0002 U	0.0002 U	0.00020 U
Nickel	0.1	mg/L	0.02 U	0.02 U	0.04 U	0.04 U	0.04 U	0.04 U	0.04 U	0.04 U	0.04 U	0.04 U	0.04 U	0.04 U	0.04 U	**0.0057 B**	0.04 U	0.04 U	0.04 U
Potassium	*	mg/L	--	--	5 U	5 U	**3.19**	**3.7**	**3.7**	**3.5**	**3.3**	**3.2**	**3.6**	**5.4**	**5.5**	**8.5**	**3**	**3.1**	**3.1**
Selenium	0.05	mg/L	0.02 U	0.02 U	0.005 U	0.005 U	0.01 U	0.01 U	0.01 U	0.01 U	0.01 U	0.01 U	0.01 U	0.01 U	0.01 U	**0.0049 B**	0.01 U	0.01 U	0.01 U
Sodium	*	mg/L	--	--	**16.7**	**16.2**	**17**	**15**	**15**	**15**	**15**	**15**	**16**	**15**	**15**	**15**	**15**	**14**	**14**
Thallium	0.002	mg/L	0.001 U	0.001 U	0.001 U	0.001 U	0.001 U	0.002 U	0.002 U	0.001 U	0.001 U	0.002 U	0.002 U	0.002 U	0.002 U	0.002 UWN	0.002 U	0.002 U	0.002 U
Vanadium (fume or dust)	0.2	mg/L	0.01 U	0.01 U	0.007 U	0.007 U	0.01 U	0.01 U	0.01 U	0.01 U	0.01 U	0.01 U	0.01 U	0.01 U	0.01 U	0.01 U	0.01 U	0.01 U	0.01 U
Zinc	2	mg/L	0.02 U	0.02 U	0.02 U	0.02 U	0.02 U	0.02 U	0.02 U	0.02 U	0.02 U	**0.03**	**0.07**	**0.012 B**	**0.016 B**	0.02 U	0.02 U	0.02 U	0.02 U

Notes:
* - Not a HSRA regulated compound
ISCO - *in-situ* chemical oxidation
** - Resampled in August 2007 for VOCs only
RRS - Risk Reduction Standard

Data Qualifier Defintions:
-- - Not analyzed
B (Inorganics) - Estimated analyte concentration
D - Analyte concentration reported from secondary dilution
DB - Analyte concentration reported from secondary dilution; analyte detected in method blank
H - Holding time exceeded for sample
J - Estimated analyte concentration
JB (Organic) - Estimated analyte concentration; analyte detected in method blank
JM (Organic) - Estimated analyte concentration; spike sample recovery outside control limits
M (Organic) - Spike sample recovery outside control limits
N - Spike sample recovery outside of control limits
R - Sample data results rejected due to deficiencies in the ability to meet quality control standards
< - Analyte not detected at referenced detection limit
U - Analyte not detected at referenced detection limit
UJ - Analyte not detected; low method bias and/or matrix interference
UN - Analyte not detected; spiked sample recovery outside of control limits
UR - Analyte not detected; data rejected
UWN - Analyte not detected; post digestion spike and spike sample recovery outside control limits
Bold - Exceeds the laboratory detection limit
Bold and shaded - Analyte concentration exceeds the Type 1 RRS

Appendix E-3
Summary of Historical Ground Water Sampling Data - Decommissioned Wells
Atlanta Gas Light Company
Former Manufactured Gas Plant Site
Augusta, Ga

Chemical Name	Type 1 Risk Reduction Standard	Location ID	MW-324	MW-324	MW-324	MW-324	MW-324	MW-324	MW-324	MW-324	MW-324	MW-324	MW-324	MW-324	MW-324	MW-324	MW-324	MW-324	MW-324	MW-324
		Sample Date	7/29/2015	1/13/2015	7/14/2014	1/8/2014	7/10/2013	1/9/2013	7/25/2012	1/24/2012	7/5/2011	1/19/2011	7/15/2010	1/7/2010	7/29/2009	1/15/2009	7/18/2008	1/10/2008	7/10/2007	2/14/2007
		Unit	Post-Extraction	During Extraction																
Volatile Organic Compounds																				
Acetone	4,000	µg/L	< 50	< 50	< 50	< 50	< 50	< 100	< 100	< 50	< 5.0	< 5.0	< 2000	< 100	< 100	< 1000	< 100	< 50	< 50	< 50
Benzene	5	µg/L	< 5.0	< 5.0	< 5.0	< 5.0	< 5.0	< 5.0	**20**	**1,200 J H**	< 0.25	**11**	**1,600**	**6,400 D**	< 5.0	**870**	**80**	**18**	**2,300**	**3,700**
Carbon Disulfide	4,000	µg/L	< 5.0	< 5.0	< 5.0	< 5.0	< 5.0	< 5.0	< 5.0	< 6.0	< 0.60	**2.4 J**	< 100	< 5.0	< 5.0	< 50	< 5.0	< 5.0	< 5	< 5
Ethylbenzene	700	µg/L	< 5.0	< 5.0	< 5.0	< 5.0	< 5.0	< 5.0	< 5.0	**25 J**	< 0.11	**2.5 J**	**190**	**900**	< 5.0	**110**	**9.1**	< 5.0	**160**	**440**
Methylene Chloride	5	µg/L	< 5.0	< 5.0	< 5.0	< 5.0	< 5.0	< 5.0	< 5.0	< 10	< 1.0	< 1.0	< 100	< 5.0	< 5.0	< 50	< 5.0	< 5.0	< 5	< 5
Toluene	1,000	µg/L	< 5.0	< 5.0	< 5.0	< 5.0	< 5.0	< 5.0	< 5.0	**7.4 J**	< 0.33	**1.2 J**	7.4 J	**52**	< 5.0	**4.4 JB**	**0.75 J**	< 5.0	**19**	**24**
Trichloroethylene	5	µg/L	< 5.0	< 5.0	< 5.0	< 5.0	< 5.0	< 5.0	< 5.0	< 1.3	< 0.13	< 0.13	< 100	< 5.0	< 5.0	< 50	< 5.0	< 5.0	< 5	< 5
Xylenes, total	2,000	µg/L	< 5.0	< 5.0	< 5.0	< 5.0	< 5.0	< 5.0	< 5.0	**29 J**	< 0.20	**0.44 J**	**25 J**	**150**	< 5.0	**14 J**	**2.1**	< 5.0	**49**	**140**
Semivolatile Organic Compounds																				
Acenaphthene	2,000	µg/L	< 0.5	< 0.5	< 0.50	< 0.50	< 0.50	< 0.19	**0.35**	**0.24**	< 0.11	< 0.099	< 19	**49**	< 0.19 *	**3.5 J**	**0.4**	< 10	**21**	**36**
Acenaphthylene	10	µg/L	< 1.0	< 1	< 1.0	< 1.0	< 1.0	< 0.19	< 0.19	< 0.095	< 0.11	< 0.099	< 19	**0.96**	< 0.19	< 3.9	< 0.20	< 10	< 10	< 10
Anthracene	10	µg/L	< 0.05	< 0.05	< 0.05	< 0.05	< 0.05	< 0.19	< 0.19	< 0.095	< 0.11	< 0.099	< 19	**1.2**	< 0.19	< 3.9	< 0.20	< 10	< 10	< 10
Benz(a)anthracene	0.1	µg/L	< 0.05	< 0.05	< 0.05	< 0.05	< 0.05	< 0.19	< 0.19	< 0.095	< 0.11	< 0.099	< 19	< 0.20	< 0.19	< 3.9	< 0.20	< 0.05	< 0.05	< 0.05
Benzo(a)pyrene	0.2	µg/L	< 0.05	< 0.05	< 0.05	< 0.05	< 0.05	< 0.19	< 0.19	< 0.095	< 0.11	< 0.099	< 19	< 0.20	< 0.19	< 3.9	< 0.20	< 0.05	< 0.05	< 0.05
Benzo(b)fluoranthene	0.2	µg/L	< 0.1	< 0.10	< 0.10	< 0.10	< 0.10	< 0.19	< 0.19	< 0.095	< 0.11	< 0.099	< 19	< 0.20	< 0.19	< 3.9	< 0.20	< 0.10	< 0.1	< 0.1
Benzo(g,h,i)perylene	10	µg/L	< 0.1	< 0.10	< 0.10	< 0.10	< 0.10	< 0.19	< 0.19	< 0.095	< 0.11	< 0.099	< 19	< 0.20	< 0.19	< 3.9	< 0.20	< 10	< 10	< 10
Benzo(k)fluoranthene	10	µg/L	< 0.05	< 0.05	< 0.05	< 0.05	< 0.05	< 0.19	< 0.19	< 0.095	< 0.11	< 0.099	< 19	< 0.20	< 0.19	< 3.9	< 0.20	< 10	< 10	< 10
Chrysene	0.2	µg/L	< 0.05	< 0.05	< 0.05	< 0.05	< 0.05	< 0.19	< 0.19	< 0.043	< 0.050	< 0.044	< 19	< 0.20	< 0.19	< 3.9	< 0.20	< 0.05	< 0.05	< 0.05
Dibenzo(a,h)anthracene	0.3	µg/L	< 0.1	< 0.10	< 0.10	< 0.10	< 0.10	< 0.19	< 0.19	< 0.095	< 0.11	< 0.099	< 19	< 0.20	< 0.19	< 3.9	< 0.20	< 0.10	< 0.1	< 0.1
Fluoranthene	1,000	µg/L	< 0.1	< 0.10	< 0.10	< 0.10	< 0.10	< 0.19	< 0.19	< 0.095	< 0.11	< 0.099	< 19	**0.87**	< 0.19	< 3.9	< 0.20	< 10	< 10	< 10
Fluorene	1,000	µg/L	< 0.1	< 0.1	< 0.10	< 0.10	< 0.10	< 0.19	< 0.19	< 0.095	< 0.11	< 0.099	< 19	**8.7**	< 0.19	**0.54 J**	**0.055**	< 10	< 10	< 10
Indeno(1,2,3-cd)pyrene	0.4	µg/L	< 0.05	< 0.05	< 0.05	< 0.05	< 0.05	< 0.19	< 0.19	< 0.095	< 0.11	< 0.099	< 19	< 0.20	< 0.19	< 3.9	< 0.20	< 0.05	< 0.05	< 0.05
Naphthalene	20	µg/L	**1.4**	**5.3**	**0.7**	**0.98**	< 0.50	**0.70**	**3.9**	**6.1**	< 0.11	**1.6**	**290**	**1,600**	< 0.19	**11 J**	**0.15**	< 10	**290**	**760**
Phenanthrene	10	µg/L	< 0.05	< 0.05	< 0.05	< 0.05	< 0.05	< 0.19	< 0.19	**0.15 J**	< 0.11	< 0.099 *	< 19	**8.1**	< 0.19	**0.68 J**	**0.065**	< 10	< 10	< 10
Pyrene	1,000	µg/L	< 0.05	< 0.05	< 0.05	< 0.05	< 0.05	< 0.19	< 0.19	< 0.095	< 0.11	< 0.099	< 19	**0.87**	< 0.19	< 3.9	**0.034**	< 10	< 10	< 10
Inorganic Compounds																				
Antimony	0.01	mg/L	< 0.02	< 0.02	< 0.02	< 0.02	< 0.02	< 0.02	< 0.02	< 0.0053	< 0.0053	< 0.0053	< 0.020	< 0.020	< 0.020	< 0.020	< 0.02	< 0.02	< 0.02	< 0.02
Arsenic	0.05	mg/L	< 0.05	< 0.05	< 0.05	< 0.05	< 0.05	< 0.02	< 0.02	< 0.0046	< 0.0046	< 0.0046	< 0.020	< 0.020	< 0.020	< 0.010	< 0.01	< 0.05	< 0.05	< 0.05
Barium	2	mg/L	**0.0572**	**0.0232**	**0.0657**	**0.0674**	**0.0693**	**0.061**	**0.089**	**0.081**	**0.079**	**0.078**	**0.072**	**0.21**	**0.066**	**0.082**	**0.076**	**0.0690**	**0.0849**	**0.181**
Beryllium	0.004	mg/L	< 0.01	< 0.01	< 0.01	< 0.01	< 0.01	< 0.0040	< 0.0040	< 0.00020	< 0.00020	**0.00022 JB**	< 0.0040	< 0.0040	< 0.0040	< 0.0040	< 0.004	< 0.01	< 0.01	< 0.01
Cadmium	0.005	mg/L	< 0.005	< 0.005	< 0.005	< 0.005	**0.0066**	**0.0073**	< 0.0050	< 0.0020	**0.0020 J**	**0.0020 J**	< 0.0050	< 0.0050	< 0.0050	**0.00069 J**	< 0.005	< 0.005	< 0.005	< 0.005
Chromium	0.1	mg/L	< 0.01	< 0.01	< 0.01	< 0.01	< 0.01	< 0.010	< 0.010	< 0.0012	**0.0043 J**	**0.0013 J**	< 0.010	< 0.010	< 0.010	**0.0028 J**	< 0.01	< 0.01	< 0.01	< 0.01
Copper	1.3	mg/L	< 0.01	< 0.01	**0.0176**	**0.0161**	**0.0192**	< 0.02	< 0.02	**0.0040 J**	**0.0064 J**	**0.0098 JB**	< 0.020	< 0.020	< 0.020	**0.013 J**	**0.0097 J**	< 0.01	< 0.01	< 0.01
Cyanide	0.2	mg/L	< 0.01	< 0.01	< 0.01	< 0.01	< 0.01	< 0.010	< 0.010	< 0.0050	**0.0095 J**	< 0.0050	< 0.010	< 0.010	< 0.010	< 0.010	< 0.01	< 0.01	< 0.01	< 0.01
Lead	0.015	mg/L	< 0.01	< 0.01	< 0.01	< 0.01	< 0.01	< 0.010	< 0.010	< 0.0040	< 0.0040	< 0.0040	< 0.010	< 0.010	< 0.010	< 0.0050	**0.0031 J**	< 0.01	< 0.01	< 0.01
Mercury	0.002	mg/L	< 0.0002	< 0.00020	< 0.00020	< 0.00020	< 0.00020	< 0.00020	< 0.00020	< 0.000091	< 0.000091	< 0.000091	< 0.00020	< 0.00020	< 0.00020	< 0.00020	< 0.00020	< 0.00020	< 0.0002	< 0.0002
Nickel	0.1	mg/L	< 0.02	< 0.02	< 0.02	< 0.02	< 0.02	< 0.04	< 0.04	**0.0028 J**	**0.0029 J**	**0.0034 J**	< 0.040	< 0.040	< 0.040	**0.0088 J**	**0.0069 J**	< 0.02	< 0.02	< 0.02
Selenium	0.05	mg/L	< 0.02	< 0.02	< 0.02	< 0.02	< 0.02	< 0.020	< 0.020	< 0.0064	< 0.0064	< 0.0064	< 0.020	< 0.020	< 0.020	< 0.010	< 0.01	< 0.02	< 0.02	< 0.02
Thallium	0.002	mg/L	< 0.02	< 0.02	< 0.02	< 0.02	< 0.02	< 0.0010	< 0.0010	< 0.00025	< 0.00025	< 0.00025	< 0.0010	< 0.0010	< 0.0010	< 0.0010	< 0.001	< 1.00	< 1.00	< 1
Vanadium (fume or dust)	0.2	mg/L	< 0.01	< 0.01	< 0.01	< 0.01	< 0.01	< 0.010	< 0.010	< 0.0024	< 0.0024	< 0.0024	< 0.010	< 0.010	< 0.010	**0.0052 J**	**0.0042 J**	< 0.01	< 0.01	< 0.01
Zinc	2	mg/L	< 0.02	**0.0205**	< 0.02	< 0.02	**0.0337**	< 0.020	< 0.020	< 0.0087	**0.0091 J**	< 0.0087	< 0.020	< 0.020	< 0.020	**0.033**	**0.018 J**	< 0.02	< 0.02	< 0.02

Notes:
* - Not a HSRA regulated compound
ISCO - *in-situ* chemical oxidation
** - Resampled in August 2007 for VOCs only
RRS - Risk Reduction Standard

Data Qualifier Defintions:
-- - Not analyzed
B (Inorganics) - Estimated analyte concentration
D - Analyte concentration reported from secondary dilution
DB - Analyte concentration reported from secondary dilution; analyte detected in method blank
H - Holding time exceeded for sample
J - Estimated analyte concentration
JB (Organic) - Estimated analyte concentration; analyte detected in method blank
JM (Organic) - Estimated analyte concentration; spike sample recovery outside control limits
M (Organic) - Spike sample recovery outside control limits
N - Spike sample recovery outside of control limits
R - Sample data results rejected due to deficiencies in the ability to meet quality control standards
< - Analyte not detected at referenced detection limit
U - Analyte not detected at referenced detection limit
UJ - Analyte not detected; low method bias and/or matrix interference
UN - Analyte not detected; spiked sample recovery outside of control limits
UR - Analyte not detected; data rejected
UWN - Analyte not detected; post digestion spike and spike sample recovery outside control limits
Bold - Exceeds the laboratory detection limit
Bold and shaded - Analyte concentration exceeds the Type 1 RRS

Appendix E-3
Summary of Historical Ground Water Sampling Data - Decommissioned Wells
Atlanta Gas Light Company
Former Manufactured Gas Plant Site
Augusta, Ga

Chemical Name	Type 1 Risk Reduction Standard	Location ID	MW-324	MW-324	MW-324	MW-324	MW-324	MW-324	MW-324	MW-324	MW-324	MW-324	MW-324	MW-324	MW-324
		Sample Date	7/11/2006	1/14/2006	01/06 DUP	7/22/2005	1/19/2005	7/16/2004	1/23/2004	7/17/2003	1/22/2003	7/11/2002	07/02 DUP	1/23/2002	7/18/2001
		Unit	Pre-Extraction												
Volatile Organic Compounds															
Acetone	4,000	µg/L	50 U	5,000 U	5,000 U	830 U	2,500 U	2,500 U	2,500 U	630 U	5,000 U	5,000 U	5,000 U	5,000 U	**5,000 R**
Benzene	5	µg/L	**1,900**	**13,000**	**13,000**	**14,000**	**12,000**	**14,000**	**16,000**	**15,000**	**14,000**	**15,000**	**12,000**	**16,000**	**15,000**
Carbon Disulfide	4,000	µg/L	5 U	500 U	500 U	33 U	100 U	100 U	100 U	25 U	200 U	200 U	200 U	200 U	200 U
Ethylbenzene	700	µg/L	**89**	**2,000**	**2,100**	**2,100**	**2,500**	**2,500**	**2,600**	**2,500**	**2,400**	**2,500**	**2,500**	**2,800**	**2,700**
Methylene Chloride	5	µg/L	5 U	500 U	500 U	170 U	500 U	500 U	500 U	130 U	1,000 U	1,000 U	1,000 U	1,000 U	1,000 U
Toluene	1,000	µg/L	**29**	500 U	500 U	**520**	**540**	**320**	**720**	**1,100**	**1,400**	**1,200**	**1,300**	**1,900**	**2,600**
Trichloroethylene	5	µg/L	5 U	500 U	500 U	33 U	100 U	100 U	100 U	25 U	200 U	200 U	200 U	200 U	200 U
Xylenes, total	2,000	µg/L	**90**	**1,000**	**1,100**	**1,500**	**1,600**	**1,500**	**1,800**	**1,700**	**1,800**	**1,700**	**1,800**	**2,300**	**2,400**
Semivolatile Organic Compounds															
2-Methylnaphthalene	*	µg/L	--	**430**	**490**	**390**	**320**	**290**	**390**	**370 J M**	**700**	**480**	**440**	**770**	**670**
Acenaphthene	2,000	µg/L	**20**	**180**	**180**	**120**	**110**	**110**	**110**	**120 J M**	**230**	**180**	**160**	**230**	**230**
Acenaphthylene	10	µg/L	10 U	20 U	20 U	20 U	100 U	80 U	**4.0**	**11**	**21 J**	**9.7 J**	**9.4 J**	100 U	**28 J**
Anthracene	10	µg/L	10 U	20 U	20 U	20 U	100 U	80 U	2.0 U	10 U	**4.8 J**	**4.9 J**	**4.6 J**	**4.5 J**	**3.8 J**
Benz(a)anthracene	0.1	µg/L	0.05 U	20 U	20 U	20 U	100 U	80 U	2.0 U	10 U	100 U	100 U	100 U	100 U	50 U
Benzo(a)pyrene	0.2	µg/L	0.05 U	20 U	20 U	20 U	100 U	80 U	2.0 U	10 U	100 U	100 U	100 U	100 U	50 U
Benzo(b)fluoranthene	0.2	µg/L	0.1 U	20 U	20 U	20 U	100 U	80 U	2.0 U	10 U	100 U	100 U	100 U	100 U	50 U
Benzo(g,h,i)perylene	10	µg/L	10 U	20 U	20 U	20 U	100 U	80 U	2.0 U	10 U	100 U	100 U	100 U	100 U	50 U
Benzo(k)fluoranthene	10	µg/L	10 U	20 U	20 U	20 U	100 U	80 U	2.0 U	10 U	100 U	100 U	100 U	100 U	50 U
Chrysene	0.2	µg/L	0.05 U	20 U	20 U	20 U	100 U	80 U	2.0 U	10 U	100 U	100 U	100 U	100 U	50 U
Dibenzo(a,h)anthracene	0.3	µg/L	0.1 U	20 U	20 U	20 U	100 U	80 U	2.0 U	10 U	100 U	100 U	100 U	100 U	50 U
Dibenzofuran	1	µg/L	--	20 U	100 U	20 U	100 U	80 U	2.0 U	10 U	**8.8 J**	**6.6 J**	**6.7 J**	**11 J**	**8.9 J**
Fluoranthene	1,000	µg/L	10 U	20 U	20 U	20 U	100 U	80 U	2.0 U	10 U	100 U	100 U	100 U	100 U	50 U
Fluorene	1,000	µg/L	10 U	**23**	**24**	20 U	100 U	80 U	**23**	**21**	**35 J**	**29 J**	**26 J**	**38 J**	**35 J**
Indeno(1,2,3-cd)pyrene	0.4	µg/L	0.05 U	20 U	20 U	20 U	100 U	80 U	2.0 U	10 U	100 U	100 U	100 U	100 U	50 U
Naphthalene	20	µg/L	**170**	**4,400**	**4,300**	**3,500**	**3,700**	**3,600**	**4,600**	**4,400 J M**	**7,500 D**	**5,000 D**	**4,400 D**	**5,900 D**	**8,600 D**
Phenanthrene	10	µg/L	10 U	**27**	**28**	20 U	100 U	80 U	**22**	**18**	**36 J**	**26 J**	**26 J**	**41 J**	**34 J**
Pyrene	1,000	µg/L	10 U	20 U	20 U	20 U	100 U	80 U	2.0 U	10 U	100 U	100 U	100 U	100 U	50 U
Inorganic Compounds															
Aluminum (fume or dust)	*	mg/L	--	**0.303**	0.2 U	0.2 U	0.2 U	0.2 U	0.2 U	0.2 U	0.2 U	0.2 U	0.2 U	0.2 U	**0.058 B**
Antimony	0.01	mg/L	0.02 U	0.01 U	0.01 U	0.006 U	0.02 U	0.006 U	0.02 U	0.02 U	0.02 U	0.02 U	0.02 U	0.02 U	0.02 U
Arsenic	0.05	mg/L	0.05 U	0.01 U	0.01 U	0.01 U	0.01 U	0.01 U	0.01 U	0.01 U	0.01 U	0.01 U	0.01 U	0.01 U	0.01 U
Barium	2	mg/L	**0.0682**	**0.243**	**0.239**	**0.237**	**0.24**	**0.23**	**0.21**	**0.21**	**0.22**	**0.24**	**0.24**	**0.22**	**0.22**
Beryllium	0.004	mg/L	0.01 U	0.005 U	0.005 U	0.004 U	0.004 U	0.004 U	0.004 U	0.004 U	0.004 U	0.004 U	0.004 U	0.004 U	0.004 U
Cadmium	0.005	mg/L	0.005 U	0.002 U	0.002 U	0.005 U	0.005 U	0.005 U	0.005 U	0.005 U	0.005 U	0.005 U	0.005 U	0.005 U	0.005 U
Calcium metal	*	mg/L	--	**40.9**	**39.8**	**43.2**	**38**	**37**	**37**	**33**	**35**	**34**	**34**	**35**	**44**
Chromium	0.1	mg/L	0.01 U	0.005 U	0.005 U	0.01 U	0.01 U	0.01 U	0.01 U	0.01 UJ	0.01 U	0.01 U	0.01 U	0.01 U	0.01 U
Cobalt	*	mg/L	--	0.007 U	0.007 U	0.01 U	0.01 U	0.01 U	0.01 U	0.01 U	0.01 U	0.01 U	0.01 U	0.01 U	0.01 U
Copper	1.3	mg/L	0.01 U	0.025 U	0.025 U	0.02 U	0.02 U	0.02 U	0.02 U	0.02 U	**0.0015 B**	**0.00092 B**	0.02 U	**0.0017 B**	0.02 U
Cyanide	0.2	mg/L	0.01 U	0.01 U	0.01 U	0.01 U	0.01 U	0.01 U	0.01 U	0.015 U	0.01 U	**0.11**	0.01 U	0.01 U	0.01 U
Iron	*	mg/L	--	**0.62**	**0.516**	**0.533**	**0.48**	**0.46**	**0.37**	**0.38**	**0.36**	**0.33**	**0.31**	**0.37**	**0.37**
Lead	0.015	mg/L	0.01 U	0.003 U	0.003 U	0.005 U	0.005 U	0.005 U	0.005 U	0.005 U	**0.0019 B**	0.005 U	0.005 U	0.005 U	0.005 U
Magnesium	*	mg/L	--	**13.8**	**13.6**	**14.1**	**13**	**12**	**11**	**11**	**11**	**11**	**11**	**11**	**10**
Manganese	*	mg/L	--	**0.33**	**0.324**	**0.333**	**0.34**	**0.32**	**0.29**	**0.28**	**0.28**	**0.29**	**0.29**	**0.26**	**0.23**
Mercury	0.002	mg/L	0.0002 U	0.0002 U	0.0002 U	0.0002 U	0.0002 U	0.0002 U	0.0002 U	0.0002 UJ	**0.000095 B**	0.0002 U	0.0002 U	0.0002 U	0.0002 U
Nickel	0.1	mg/L	0.02 U	0.04 U	0.04 U	0.04 U	0.04 U	0.04 U	0.04 U	0.04 U	0.04 U	0.04 U	0.04 U	0.04 U	0.04 U
Potassium	*	mg/L	--	5 U	5 U	**3.58**	**3.7**	**3.7**	**4.4**	**3.1**	**3.4**	**3.6**	**3.6**	**3.3**	**4.4**
Selenium	0.05	mg/L	0.02 U	0.005 U	0.005 U	0.01 U	0.01 U	0.01 U	0.01 U	0.01 U	0.01 U	0.01 U	0.01 U	**0.006 B**	0.01 U
Sodium	*	mg/L	--	**16.3**	**16.1**	**17.9**	**15**	**15**	**18**	**15**	**15**	**17**	**17**	**15**	**16**
Thallium	0.002	mg/L	0.001 U	0.001 U	0.001 U	0.001 U	0.002 U	0.001 U	0.001 U	0.002 UJ	0.002 U	0.002 UN	0.002 UN	0.002 U	0.002 U
Vanadium (fume or dust)	0.2	mg/L	0.01 U	0.007 U	0.007 U	0.01 U	0.01 U	0.01 U	0.01 U	0.01 U	0.01 U	0.01 U	0.01 U	0.01 U	0.01 U
Zinc	2	mg/L	0.02 U	0.02 U	0.02 U	0.02 U	0.02 U	0.02 U	0.02 U	**0.02**	**0.019 B**	0.02 U	0.02 U	0.02 U	0.02 U

Notes:
* - Not a HSRA regulated compound
ISCO - *in-situ* chemical oxidation
** - Resampled in August 2007 for VOCs only
RRS - Risk Reduction Standard

Data Qualifier Defintions:
-- - Not analyzed
B (Inorganics) - Estimated analyte concentration
D - Analyte concentration reported from secondary dilution
DB - Analyte concentration reported from secondary dilution; analyte detected in method blank
H - Holding time exceeded for sample
J - Estimated analyte concentration
JB (Organic) - Estimated analyte concentration; analyte detected in method blank
JM (Organic) - Estimated analyte concentration; spike sample recovery outside control limits
M (Organic) - Spike sample recovery outside control limits
N - Spike sample recovery outside of control limits
R - Sample data results rejected due to deficiencies in the ability to meet quality control standards
< - Analyte not detected at referenced detection limit
U - Analyte not detected at referenced detection limit
UJ - Analyte not detected; low method bias and/or matrix interference
UN - Analyte not detected; spiked sample recovery outside of control limits
UR - Analyte not detected; data rejected
UWN - Analyte not detected; post digestion spike and spike sample recovery outside control limits
Bold - Exceeds the laboratory detection limit
Bold and shaded - Analyte concentration exceeds the Type 1 RRS

Appendix E-3
Summary of Historical Ground Water Sampling Data - Decommissioned Wells
Atlanta Gas Light Company
Former Manufactured Gas Plant Site
Augusta, Ga

Chemical Name	Type 1 Risk Reduction Standard	Location ID / Sample Date / Unit	MW-401D 7/27/2017	MW-401D 7/27/2017 DUP	MW-401D 1/26/2017	MW-401D 7/28/2016	MW-401D 1/21/2016	MW-401D 7/30/2015	MW-401D 1/14/2015	MW-401D 7/17/2014	MW-401D 1/13/2014	MW-401D 7/10/2013	MW-401D 1/9/2013	MW-401D 7/24/2012	MW-401D 1/18/2012	MW-401D 7/6/2011	MW-401D 1/19/2011	MW-401D 7/20/2010	MW-401D 1/6/2010	MW-401D 7/23/2009	MW-401D 1/13/2009
			Post-ISCO																		
Field Parameters																					
Conductivity	*	mS/cm	0.348	0.348	0.37	0.34	0.442	458	0.513	0.316	0.248	0.286	0.245	0.278	0.245	0.313	1.6	0.323	0.278	0.285	0.9
Dissolved Oxygen (YSI)	*	mg/L	0.29	0.29	1.49	0.17	0.88	0.37	1.33	1.28	0.99	1.60	0.45	1.25	0.58	0.94	6.21	0.71	0.51	4.54	5.82
Oxidation Reduction Potential	*	mV	116.5	116.5	164.4	141.9	208.4	126.7	-41.9	193.2	151.9	126.4	168.0	344.0	232.7	107.1	236.7	-7.4	-16.9	-228	281.3
pH	*	SU	6.15	6.15	6.21	6.29	6.38	6.26	6.17	6.04	6.03	6.13	6.13	6.15	2.89	5.71	0.313	6.06	6.16	5.94	0.348
Temperature	*	Celsius	23.42	23.42	20.3	23.6	18.89	29.6	14.7	21.69	19.99	21.11	20.41	24.68	20.42	26.64	20.07	23.18	17.02	21.98	20.11
Turbidity	*	NTU	1.41	1.41	1.56	2.68	1.04	3.04	5.05	1.16	7.97	1.11	1.70	1.33	0.79	8.67	0.36	2.1	2.08	0.71	3.1
Monitored Natural Attenuation Parameters																					
Carbon Dioxide	*	µg/L	--	--	--	--	--	--	95.9	126	130	107	52	36	1,000 B	840 * B	620	810	800	810	600
Iron	*	mg/L	--	--	--	--	--	--	--	--	--	--	--	--	--	--	--	--	--	--	--
Iron, as Ferrous (Fe+2)	*	mg/L	--	--	--	--	--	--	< 0.100	< 0.100	<0.100	<0.100	< 0.10 HF	< 0.10 HF	< 0.025 HF	< 0.025 HF	< 0.055 JHF	< 0.10 HF	< 0.10 HF	< 0.10 HF	< 0.10 HF
Manganese, Total	*	mg/L	--	--	--	--	--	--	--	--	--	--	--	--	--	--	--	--	--	--	--
Manganese, Dissolved	*	mg/L	--	--	--	--	--	--	--	--	--	--	--	--	--	--	--	--	--	--	--
Methane	*	µg/L	--	--	--	--	--	--	< 4	7	8	<4	2.9	< 0.58	12	5.3	9.7	4.4	5.0	9.8	2.6
Nitrate	*	mg/L	--	--	--	--	--	--	0.74	1.3	1.2	1.1	0.91	0.85	0.93	1.9	6.1	8.2	5.8	6.6	2.3
Nitrogen	*	mg/L	--	--	--	--	--	--	--	--	--	--	--	--	--	--	--	--	--	--	--
Nitrogen, ammonia (as N)	*	mg/L	--	--	--	--	--	--	--	--	--	--	--	--	--	--	--	--	--	--	--
Oxygen	*	mg/L	--	--	--	--	--	--	9.09 H	8.22 H	5.34 H	6.08 H	5.6	7.0	1.2	1.6	1.4	1.4	1.3	1.3	1.2
Sulfate	*	mg/L	--	--	--	--	--	--	130	40	37	37	34	33	35	40	38	38	33	40	40
Sulfide	*	mg/L	--	--	--	--	--	--	--	--	--	--	--	--	--	--	--	--	--	--	--
Volatile Organic Compounds																					
Acetone	4,000	µg/L	< 50	< 50	< 50	< 50	< 50	< 50	< 50	< 50	< 50	< 50	< 200	< 200	< 50	< 50	< 5.0	**7.0 J**	< 100	< 400	< 100
Benzene	5	µg/L	< 5.0	< 5.0	< 5.0	< 5.0	< 5.0	< 5.0	< 5.0	< 5.0	< 5.0	< 5.0	< 10	< 10	< 2.5	< 2.5	**0.55 J**	**6.1**	< 5.0	< 20	< 5.0
Carbon Disulfide	4,000	µg/L	< 5.0	< 5.0	< 5.0	< 5.0	< 5.0	< 5.0	< 5.0	< 5.0	< 5.0	< 5.0	< 10	< 10	< 6.0	< 6.0	< 0.60	< 5.0	< 5.0	< 20	< 5.0
Ethylbenzene	700	µg/L	< 5.0	< 5.0	< 5.0	< 5.0	< 5.0	< 5.0	< 5.0	< 5.0	< 5.0	< 5.0	< 10	< 10	< 1.1	**3.2 J**	< 0.11	**0.43 J**	< 5.0	< 20	< 5.0
Methylene Chloride	5	µg/L	< 5.0	< 5.0	< 5.0	< 5.0	< 5.0	< 5.0	< 5.0	< 5.0	< 5.0	< 5.0	< 10	< 10	< 10	< 10	< 1.0	< 5.0	< 5.0	< 20	< 5.0
Toluene	1,000	µg/L	< 5.0	< 5.0	< 5.0	< 5.0	< 5.0	< 5.0	< 5.0	< 5.0	< 5.0	< 5.0	< 10	< 10	< 3.3	**5.6 J**	**0.92 J**	**2.1 J**	< 5.0	< 20	< 5.0
Trichloroethylene	5	µg/L	**10**	**11**	**10**	**14**	**12**	**14**	**18**	**27**	**41**	**41**	**33**	**28**	**38 J**	**26 J**	**29**	**28**	**33**	**36**	**15**
Xylenes, total	2,000	µg/L	< 5.0	< 5.0	< 5.0	< 5.0	< 5.0	< 5.0	< 5.0	< 5.0	< 5.0	< 5.0	< 10	< 10	< 2.0	**15 J**	< 0.20	**0.73 J**	< 5.0	< 20	< 5.0
Semivolatile Organic Compounds																					
2-Methylnaphthalene	*	µg/L	--	--	--	--	--	--	--	--	--	--	--	--	--	--	--	--	--	--	--
Acenaphthene	2,000	µg/L	< 0.5	< 0.5	< 0.5	< 0.5	< 0.5	< 0.5	< 0.50	< 0.50	< 0.50	< 0.50	<0.19	< 0.20	< 0.097	0.096	< 0.11	< 0.19	< 0.19	< 0.19	< 0.19
Acenaphthylene	10	µg/L	< 1.0	< 1.0	< 1.0	< 1.0	< 1.0	< 1.0	< 1.0	< 1.0	< 1.0	< 1.0	< 0.19	**0.27**	< 0.097	0.096	< 0.11	< 0.19	< 0.19	< 0.19	< 0.19
Anthracene	10	µg/L	< 0.05	< 0.05	< 0.05	< 0.05	< 0.05	< 0.05	< 0.050	< 0.050	< 0.050	< 0.050	<0.19	< 0.20	< 0.097	0.096	< 0.11	< 0.19	< 0.19	< 0.19	< 0.19
Benz(a)anthracene	0.1	µg/L	< 0.05	< 0.05	< 0.05	< 0.05	< 0.05	< 0.05	< 0.050	< 0.050	< 0.050	< 0.050	<0.19	< 0.20	< 0.097	0.096	< 0.11	< 0.19	< 0.19	< 0.19	< 0.19
Benzo(a)pyrene	0.2	µg/L	< 0.05	< 0.05	< 0.05	< 0.05	< 0.05	< 0.05	< 0.050	< 0.050	< 0.050	< 0.050	<0.19	< 0.20	< 0.097	0.096	< 0.11	< 0.19	< 0.19	< 0.19	< 0.19
Benzo(b)fluoranthene	0.2	µg/L	< 0.1	< 0.1	< 0.1	< 0.1	< 0.1	< 0.1	< 0.10	< 0.10	< 0.10	< 0.10	<0.19	< 0.20	< 0.097	0.096	< 0.11	< 0.19	< 0.19	< 0.19	< 0.19
Benzo(g,h,i)perylene	10	µg/L	< 0.1	< 0.1	< 0.1	< 0.1	< 0.1	< 0.1	< 0.10	< 0.10	< 0.10	< 0.10	< 0.19	< 0.20	< 0.097	0.096	< 0.11	< 0.19	< 0.19	< 0.19	< 0.19
Benzo(k)fluoranthene	10	µg/L	< 0.05	< 0.05	< 0.05	< 0.05	< 0.05	< 0.05	< 0.050	< 0.050	< 0.050	< 0.050	< 0.19	< 0.20	< 0.097	0.096	< 0.11	< 0.19	< 0.19	< 0.19	< 0.19
Chrysene	0.2	µg/L	< 0.05	< 0.05	< 0.05	< 0.05	< 0.05	< 0.05	< 0.050	< 0.050	< 0.050	< 0.050	< 0.19	< 0.20	< 0.043	< 0.043	< 0.049	< 0.19	< 0.19	< 0.19	< 0.19
Dibenzo(a,h)anthracene	0.3	µg/L	< 0.1	< 0.1	< 0.1	< 0.1	< 0.1	< 0.1	< 0.10	< 0.10	< 0.10	< 0.10	< 0.19	< 0.20	< 0.097	0.096	< 0.11	< 0.19	< 0.19	< 0.19	< 0.19
Dibenzofuran	1	µg/L	--	--	--	--	--	--	--	--	--	--	--	--	--	--	--	--	--	--	--
Fluoranthene	1,000	µg/L	< 0.1	< 0.1	< 0.1	< 0.1	< 0.1	< 0.1	< 0.10	< 0.10	< 0.10	< 0.10	< 0.19	< 0.20	< 0.097	0.096	< 0.11	< 0.19	< 0.19	< 0.19	< 0.19
Fluorene	1,000	µg/L	< 0.1	< 0.1	< 0.1	< 0.1	< 0.1	< 0.1	< 0.10	< 0.10	< 0.10	< 0.10	< 0.19	< 0.20	< 0.097	0.096	< 0.11	< 0.19	< 0.19	< 0.19	< 0.19
Indeno(1,2,3-cd)pyrene	0.4	µg/L	< 0.05	< 0.05	< 0.05	< 0.05	< 0.05	< 0.05	< 0.050	< 0.050	< 0.050	< 0.050	< 0.19	< 0.20	< 0.097	0.096	< 0.11	< 0.19	< 0.19	< 0.19	< 0.19
Naphthalene	20	µg/L	< 0.5	< 0.5	< 0.5	< 0.5	< 0.5	< 0.5	**5.1**	< 0.50	**0.69**	**0.95**	< 0.19	**0.60**	**2.9**	0.096	**0.13 J**	< 0.19	< 0.19	**0.38**	< 0.19
Phenanthrene	10	µg/L	< 0.05	< 0.05	< 0.05	< 0.05	< 0.05	< 0.05	< 0.050	< 0.050	< 0.050	< 0.050	< 0.19	< 0.20	< 0.097	0.096	< 0.11	< 0.19	< 0.19	< 0.19	< 0.19
Pyrene	1,000	µg/L	< 0.05	< 0.05	**0.051**	< 0.05	< 0.05	< 0.05	< 0.050	< 0.050	< 0.050	< 0.050	< 0.19	< 0.20	< 0.097	0.096	< 0.11	< 0.19	< 0.19	< 0.19	< 0.19
Inorganic Compounds																					
Aluminum (fume or dust)	*	mg/L	--	--	--	--	--	--	--	--	--	--	--	--	--	--	--	--	--	--	--
Antimony	0.01	mg/L	< 0.006	< 0.006	< 0.006	< 0.006	< 0.006	< 0.02	< 0.0200	< 0.0200	< 0.0200	< 0.0200	< 0.020	< 0.020	< 0.0053	< 0.0053	< 0.0053	< 0.020	< 0.020	< 0.020	< 0.020
Arsenic	0.05	mg/L	< 0.05	< 0.05	< 0.05	< 0.05	< 0.05	< 0.05	< 0.0500	< 0.0500	< 0.0500	< 0.0500	< 0.020	< 0.020	< 0.0046	< 0.0046	< 0.0046	< 0.020	< 0.020	< 0.020	< 0.010
Barium	2	mg/L	**0.0728**	**0.0725**	**0.0633**	**0.0749**	**0.0806**	**0.0775**	**0.0847**	**0.0686**	**0.0626**	**0.0546**	**0.055**	**0.048**	**0.054**	**0.052**	**0.049**	**0.053**	**0.044**	**0.044**	**0.041**
Beryllium	0.004	mg/L	< 0.004	< 0.004	< 0.004	< 0.004	< 0.004	< 0.01	< 0.0100	< 0.0100	< 0.0100	< 0.0100	< 0.0040	< 0.0040	< 0.00020	< 0.00020	**0.00020 J**	< 0.0040	< 0.0040	< 0.0040	< 0.0040
Cadmium	0.005	mg/L	**0.0162**	**0.0174**	< 0.005	**0.0247**	**0.0128**	**0.0421**	**0.0358**	< 0.0050	< 0.0050	< 0.0050	< 0.0050	< 0.0050	< 0.0020	< 0.0020	< 0.0020	< 0.0050	< 0.0050	< 0.0050	**0.0013 J**
Calcium metal	*	mg/L	--	--	--	--	--	--	--	--	--	--	--	--	--	--	--	--	--	--	--
Chromium	0.1	mg/L	< 0.01	< 0.01	< 0.01	< 0.01	< 0.01	< 0.01	< 0.0100	< 0.0100	< 0.0100	< 0.0100	< 0.010	< 0.010	< 0.0012	**0.0012 J**	**0.0016 J**	**0.0012 J**	< 0.010	< 0.010	**0.0015 J**
Cobalt	*	mg/L	--	--	--	--	--	--	--	--	--	--	--	--	--	--	--	--	--	--	--
Copper	1.3	mg/L	< 0.01	< 0.01	< 0.01	< 0.01	< 0.01	< 0.01	< 0.0100	< 0.0100	< 0.0100	< 0.0100	< 0.020	< 0.020	< 0.0019	< 0.0019	**0.0035 JB**	< 0.020	< 0.020	< 0.020	< 0.020
Cyanide	0.2	mg/L	< 0.01	< 0.01	< 0.01	< 0.01	< 0.01	< 0.01	< 0.010	< 0.010	< 0.010	< 0.010	< 0.010	< 0.010	< 0.0050	< 0.0050	< 0.0050	< 0.010	< 0.010	< 0.010	< 0.010
Lead	0.015	mg/L	< 0.01	< 0.01	< 0.01	< 0.01	< 0.01	< 0.01	< 0.0100	< 0.0100	< 0.0100	< 0.0100	< 0.010	< 0.010	< 0.0040	< 0.0040	< 0.0040	< 0.010	< 0.010	< 0.010	< 0.0050
Magnesium	*	mg/L	--	--	--	--	--	--	--	--	--	--	--	--	--	--	--	--	--	--	--
Mercury	0.002	mg/L	< 0.0002	< 0.0002	< 0.0002	< 0.0002	< 0.0002	< 0.0002	< 0.00020	< 0.00020	< 0.00020	< 0.00020	< 0.00020	< 0.00020	< 0.000091	**0.00017 J**	**0.00010 J**	**0.00013 J**	< 0.00020	< 0.00020	**0.00013 J**
Nickel	0.1	mg/L	< 0.02	< 0.02	< 0.02	< 0.02	< 0.02	< 0.02	< 0.0200	< 0.0200	< 0.0200	< 0.0200	< 0.040	< 0.040	< 0.0023	< 0.0023	< 0.0023	< 0.040	< 0.040	< 0.040	< 0.040
Potassium	*	mg/L	--	--	--	--	--	--	--	--	--	--	--	--	--	--	--	--	--	--	--
Selenium	0.05	mg/L	< 0.02	< 0.02	< 0.02	< 0.02	< 0.02	< 0.02	< 0.0200	< 0.0200	< 0.0200	< 0.0200	< 0.020	< 0.020	< 0.0064	< 0.0064	< 0.0064	< 0.020	< 0.020	< 0.020	< 0.010
Sodium	*	mg/L	--	--	--	--	--	--	--	--	--	--	--	--	--	--	--	--	--	--	--
Thallium	0.002	mg/L	< 0.002	< 0.002	< 0.002	< 0.002	< 0.002	< 0.02	< 0.0200	< 0.0200	< 0.0200	< 0.0200	< 0.0010	< 0.0010	< 0.00025	< 0.00025	< 0.00025	< 0.0010	< 0.0010	< 0.0010	< 0.0010
Vanadium (fume or dust)	0.2	mg/L	< 0.01	< 0.01	< 0.01	< 0.01	< 0.01	< 0.01	< 0.0100	< 0.0100	< 0.0100	< 0.0100	< 0.010	< 0.010	**0.0025 J**	< 0.0024	< 0.0024	< 0.010	< 0.010	< 0.010	**0.0023 J**
Zinc	2	mg/L	< 0.02	< 0.02	< 0.02	**0.0375**	**0.0358**	**0.0839**	**0.0387**	< 0.0200	< 0.0200	< 0.0200	< 0.020	< 0.020	< 0.0087	< 0.0087	< 0.0087	< 0.020	< 0.020	< 0.020	< 0.020

Chemical Name	MW-401D 7/17/2008	MW-401D 1/8/2008	MW-401D 7/11/2007	MW-401D 2/13/2007	MW-401D 7/13/2006	MW-401D 1/13/2006	MW-401D 7/19/2005	MW-401D 7/19/2005 DUP	MW-401D 1/18/2005	MW-401D 1/18/2005 DUP	MW-401D 7/12/2004	MW-401D 7/12/2004 DUP	MW-401D 1/23/2004	MW-401D 1/23/2004 DUP	MW-401D 7/15/2003	MW-401D 7/15/2003 DUP	MW-401D 1/16/2003	MW-401D 1/16/2003 DUP	MW-401D 7/16/2002	MW-401D 1/16/2002	MW-401D 7/17/2001	MW-401D 1/24/2001
	Post-ISCO						Pre-ISCO															
Field Parameters																						
Conductivity	0.375	0.377	0.352	0.419	0.338	--	--	--	--	--	--	--	--	--	--	--	--	--	--	--	--	--
Dissolved Oxygen (YSI)	0.79	0.40	0.43	1.30	0.58	--	--	--	--	--	--	--	--	--	--	--	--	--	--	--	--	--
Oxidation Reduction Potential	116.3	290.3	247.3	230.4	218.3	--	--	--	--	--	--	--	--	--	--	--	--	--	--	--	--	--
pH	5.92	5.97	5.94	5.81	5.92	--	--	--	--	--	--	--	--	--	--	--	--	--	--	--	--	--
Temperature	21.33	20.57	21.90	21.22	20.63	--	--	--	--	--	--	--	--	--	--	--	--	--	--	--	--	--
Turbidity	2.87	0.91	0.71	0.34	0.37	--	--	--	--	--	--	--	--	--	--	--	--	--	--	--	--	--
Monitored Natural Attenuation Parameters																						
Carbon Dioxide	780	< 1000	< 1000	--	850	--	--	--	--	--	--	--	--	--	--	--	--	--	--	--	--	--
Iron	--	--	--	--	0.1 U	0.1 U	0.1 U	0.1 U	0.053	0.056	0.078	0.054	0.079	0.051	0.27	0.04 UJ	0.050 U	0.050 U	0.049 B	12	1.2	0.4
Iron, as Ferrous (Fe+2)	< 0.10	< 0.10	< 0.10	< 0.1	0.1 U	--	--	--	--	--	--	--	--	--	--	--	--	--	--	--	--	--
Manganese, Total	--	--	--	--	0.228	0.141	0.354	0.334	0.13	0.14	2.7	2.8	8.9	9.1	0.55	7.6	9.7	9.8	9.4	10	2.9	6.6
Manganese, Dissolved	--	--	--	--	0.194	--	--	--	--	--	--	--	--	--	--	--	--	--	--	--	--	--
Methane	1.3	2.6	9.6	1.4	1.3	--	--	--	--	--	--	--	--	--	--	--	--	--	--	--	--	--
Nitrate	11	2.7	2.2	3.2	3.1	--	--	--	--	--	--	--	--	--	--	--	--	--	--	--	--	--
Nitrogen	--	--	--	--	17	--	--	--	--	--	--	--	--	--	--	--	--	--	--	--	--	--
Nitrogen, ammonia (as N)	--	--	--	--	0.2 U	--	--	--	--	--	--	--	--	--	--	--	--	--	--	--	--	--
Oxygen	1.3	2.0	2.6	1.9	2.9	--	--	--	--	--	--	--	--	--	--	--	--	--	--	--	--	--
Sulfate	43	51	45	48	47	--	--	--	--	--	--	--	--	--	--	--	--	--	--	--	--	--
Sulfide	--	--	--	--	2 U	--	--	--	--	--	--	--	--	--	--	--	--	--	--	--	--	--
Volatile Organic Compounds																						
Acetone	< 100	< 50	< 50	< 50	50 U	71 U	31 U	31 U	25 U	100 U	25 U	25 U	25 U	25 U	25 U	25 U	25 U	25 U	25 U	25 U	25 U	25 U
Benzene	< 5.0	< 5.0	< 5	< 5	5 U	7.1 U	1.2 U	1.2 U	1.0 U	4.0 U	1.0 U	1.0 U	1.0 U	1.0 U	1.0 U	1.0 U	1.0 U	1.0 U	1.0 U	1.0 U	**3.0 J**	1.0 U
Carbon Disulfide	< 5.0	< 5.0	< 5	< 5	5 U	7.1 U	1.2 U	1.2 U	1.0 U	4.0 U	1.0 U	1.0 U	1.0 U	1.0 U	1.0 U	1.0 U	1.0 U	1.0 U	1.0 U	1.0 U	0.02 U	1.0 U
Ethylbenzene	< 5.0	< 5.0	< 5	< 5	5 U	7.1 U	1.2 U	1.2 U	1.0 U	4.0 U	1.0 U	1.0 U	1.0 U	1.0 U	1.0 U	1.0 U	**0.12 J**	1.0 U	1.0 U	1.0 U	0.02 U	1.0 U
Methylene Chloride	< 5.0	< 5.0	< 5	< 5	5 U	7.1 U	6.2 U	6.2 U	5.0 U	20 U	5.0 U	5.0 U	5.0 U	5.0 U	5.0 U	5.0 U	5.0 U	5.0 U	5.0 U	5.0 U	0.1 U	**1.2 JB**
Toluene	< 5.0	< 5.0	< 5	< 5	5 U	7.1 U	1.2 U	1.2 U	4.0 U	4.0 U	1.0 U	1.0 U	1.0 U	1.0 U	1.0 U	1.0 U	1.0 U	1.0 U	**0.39 J**	1.0 U	0.02 U	1.0 U
Trichloroethylene	**19**	**31**	**27**	< 5	**19**	**12**	**12**	**13**	**8.3**	**83**	1.0 U	1.0 U	1.0 U	1.0 U	1.0 U	1.0 U	**0.36 J**	**0.3 J**	1.0 U	**0.28 J**	0.02 U	1.0 U
Xylenes, total	< 5.0	< 5.0	< 5	< 5	5 U	14 U	2.5 U	2.5 U	2.0 U	8.0 U	2.0 U	2.0 U	2.0 U	2.0 U	2.0 U	2.0 U	**0.12 J**	2.0 U	2.0 U	2.0 U	40 U	2.0 U
Semivolatile Organic Compounds																						
2-Methylnaphthalene	--	--	--	--	--	0.2 U	0.2 U	0.2 U	0.2 U	0.2 U	0.2 U	0.2 U	0.2 U	0.2 U	10 U	10 U	20 U	10 U	10 U	10 U	10 U	10 U
Acenaphthene	< 0.19	< 10	< 10	< 10	10 U	0.2 U	0.2 U	0.2 U	0.2 U	0.2 U	0.2 U	0.2 U	0.2 U	0.2 U	10 U	10 U	20 U	10 U	10 U	10 U	10 U	10 U
Acenaphthylene	< 0.19	< 10	< 10	< 10	10 U	0.2 U	0.2 U	0.2 U	0.2 U	0.2 U	0.2 U	0.2 U	0.2 U	0.2 U	10 U	10 U	20 U	10 U	10 U	10 U	10 U	10 U
Anthracene	< 0.19	< 10	< 10	< 10	10 U	0.2 U	0.2 U	0.2 U	0.2 U	0.2 U	0.2 U	0.2 U	0.2 U	0.2 U	10 U	10 U	20 U	10 U	10 U	10 U	10 U	10 U
Benz(a)anthracene	< 0.19	< 0.050	< 0.05	< 0.05	0.05 U	0.2 U	0.2 U	0.2 U	0.2 U	0.2 U	0.2 U	0.2 U	0.2 U	0.2 U	10 U	10 U	20 U	10 U	10 U	10 U	10 U	10 U
Benzo(a)pyrene	< 0.19	< 0.050	< 0.05	< 0.05	0.05 U	0.2 U	0.2 U	0.2 U	0.2 U	0.2 U	0.2 U	0.2 U	0.2 U	0.2 U	10 U	10 U	20 U	10 U	10 U	10 U	10 U	10 U
Benzo(b)fluoranthene	< 0.19	< 0.10	< 0.1	< 0.1	0.1 U	0.2 U	0.2 U	0.2 U	0.2 U	0.2 U	0.2 U	0.2 U	0.2 U	0.2 U	10 U	10 U	20 U	10 U	10 U	10 U	10 U	10 U
Benzo(g,h,i)perylene	< 0.19	< 10	< 10	< 10	10 U	0.2 U	0.2 U	0.2 U	0.2 U	0.2 U	0.2 U	0.2 U	0.2 U	0.2 U	10 U	10 U	20 U	10 U	10 U	10 U	10 U	10 U
Benzo(k)fluoranthene	< 0.19	< 10	< 10	< 10	10 U	0.2 U	0.2 U	0.2 U	0.2 U	0.2 U	0.2 U	0.2 U	0.2 U	0.2 U	10 U	10 U	20 U	10 U	10 U	10 U	10 U	10 U
Chrysene	< 0.19	< 0.050	< 0.05	< 0.05	0.05 U	0.2 U	0.2 U	0.2 U	0.2 U	0.2 U	0.2 U	0.2 U	0.2 U	0.2 U	10 U	10 U	20 U	10 U	10 U	10 U	10 U	10 U
Dibenzo(a,h)anthracene	< 0.19	< 0.10	< 0.1	< 0.1	0.1 U	0.2 U	0.2 U	0.2 U	0.2 U	0.2 U	0.2 U	0.2 U	0.2 U	0.2 U	10 U	10 U	20 U	10 U	10 U	10 U	10 U	10 U
Dibenzofuran	--	--	--	--	--	1.0 U	0.2 U	0.2 U	0.2 U	0.2 U	0.2 U	0.2 U	0.2 U	0.2 U	10 U	10 U	20 U	10 U	10 U	10 U	10 U	10 U
Fluoranthene	< 0.19	< 10	< 10	< 10	10 U	0.2 U	0.2 U	0.2 U	0.2 U	0.2 U	0.2 U	0.2 U	0.2 U	0.2 U	10 U	10 U	20 U	10 U	10 U	10 U	10 U	10 U
Fluorene	< 0.19	< 10	< 10	< 10	10 U	0.2 U	0.2 U	0.2 U	0.2 U	0.2 U	0.2 U	0.2 U	0.2 U	0.2 U	10 U	10 U	20 U	10 U	10 U	10 U	**0.68 J**	10 U
Indeno(1,2,3-cd)pyrene	< 0.19	< 0.050	< 0.05	< 0.05	0.05 U	0.2 U	0.2 U	0.2 U	0.2 U	0.2 U	0.2 U	0.2 U	0.2 U	0.2 U	10 U	10 U	20 U	10 U	10 U	10 U	10 U	10 U
Naphthalene	< 0.19	< 10	< 10	< 10	10 U	0.2 U	0.2 U	0.2 U	0.2 U	0.2 U	0.2 U	0.2 U	0.2 U	0.2 U	10 U	10 U	20 U	10 U	10 U	10 U	10 U	10 U
Phenanthrene	< 0.19	< 10	< 10	< 10	10 U	0.2 U	0.2 U	0.2 U	0.2 U	0.2 U	0.2 U	0.2 U	0.2 U	0.2 U	10 U	10 U	20 U	10 U	10 U	10 U	10 U	10 U
Pyrene	< 0.19	< 10	< 10	< 10	10 U	0.2 U	0.2 U	0.2 U	0.2 U	0.2 U	0.2 U	0.2 U	0.2 U	0.2 U	10 U	10 UJ	20 U	10 U	10 U	10 U	10 U	10 U
Inorganic Compounds																						
Aluminum (fume or dust)	--	--	--	--	--	0.2 U	0.2 U	0.2 U	0.2 U	0.2 U	0.2 U	0.2 U	**0.24**	**0.23**	**1.3**	0.2 UJ	**0.076 B**	**0.090 B**	**0.074 B**	**64**	**6.2 N**	**2.2**
Antimony	< 0.020	< 0.0200	< 0.02	< 0.02	0.02 U	0.01 U	0.006 U	0.006 U	0.02 U	0.02 U	0.006 U	0.006 U	0.02 U	0.02 U	0.02 U	0.02 U	0.020 U	0.020 U	0.02 U	0.02 U	0.02 U	0.02 U
Arsenic	< 0.010	<0.0500	< 0.05	< 0.05	0.05 U	0.01 U	0.01 U	0.01 U	0.01 U	0.01 U	0.01 U	0.01 U	0.01 U	0.01 U	0.01 U	0.01 U	0.010 U	0.010 U	0.01 U	**0.0044 B**	0.01 U	0.01 U
Barium	**0.045**	**0.418**	**0.399**	**0.0424**	**0.0377**	0.2 U	**0.0342**	**0.0336**	**0.037**	**0.044**	**0.046**	**0.047**	**0.058**	**0.06**	**0.03**	**0.07**	**0.069**	**0.070**	**0.065**	**0.15**	**0.076**	**0.066**
Beryllium	< 0.0040	< 0.0100	< 0.010	< 0.010	0.01 U	0.005 U	0.004 U	0.004 U	0.004 U	0.004 U	0.004 U	0.004 U	0.004 U	0.004 U	0.004 U	0.004 U	0.0040 U	0.0040 U	0.004 U	**0.0021 B**	0.004 U	0.004 U
Cadmium	< 0.0050	< 0.0050	< 0.005	< 0.005	0.005 U	0.002 U	0.005 U	0.005 U	0.005 U	0.005 U	0.005 U	0.005 U	0.005 U	0.005 U	0.005 UJ	0.005 UJ	0.0050 U	0.0050 U	0.005 U	0.005 U	0.005 U	0.005 U
Calcium metal	--	--	--	--	--	**20.1**	**20.6**	**19.9**	**19**	**20**	**33**	**34**	**39**	**40**	**60**	**43**	**44**	**44**	**41**	**44**	**39**	**41**
Chromium	< 0.010	< 0.0100	< 0.010	< 0.010	0.01 U	0.005 U	0.01 U	0.01 U	0.01 U	0.01 U	0.01 U	0.01 U	0.01 U	0.01 U	0.01 UJ	0.01 UJ	0.010 U	0.010 U	0.01 U	**0.063**	**0.0061 B**	**0.0023 B**
Cobalt	--	--	--	--	--	0.007 U	0.01 U	0.01 U	0.01 U	0.01 U	0.01 U	0.01 U	0.01 U	0.01 U	0.01 UJ	0.01 UJ	**0.0049 B**	**0.0047 B**	**0.0041 B**	**0.013**	**0.0083 B**	**0.0055 B**
Copper	< 0.020	< 0.0100	< 0.010	< 0.010	0.01 U	0.025 U	0.02 U	0.02 U	0.02 U	0.02 U	0.02 U	0.02 U	0.02 U	0.02 U	0.02 U	0.02 U	0.020 U	0.020 U	**0.00093 B**	**0.028**	**0.0034 B**	**0.0010 B**
Cyanide	< 0.010	< 0.010	< 0.010	< 0.002	0.01 U	0.01 U	0.01 U	0.01 U	0.01 U	0.01 U	0.01 U	0.01 U	0.01 U	0.01 U	0.015 U	0.015 U	0.010 U	0.010 U	0.01 U	0.01 U	**0.028**	0.01 U
Lead	< 0.0050	< 0.0100	< 0.010	< 0.010	0.01 U	0.003 U	0.005 U	0.005 U	0.005 U	0.005 U	0.005 U	0.005 U	0.005 U	0.005 U	0.005 UJ	0.005 UJ	0.0050 U	0.0050 U	0.005 U	**0.0097**	0.005 U	0.005 U
Magnesium	--	--	--	--	--	**11.3**	**10.2**	**9.93**	**10**	**10**	**18**	**18**	**20**	**20**	**9.4**	**23**	**24**	**25**	**23**	**25**	**22**	**24**
Mercury	0.00025	< 0.00020	< 0.0002	< 0.0002	0.0002 U	**0.0002**	0.0002 U	0.0002 U	0.0002 U	0.0002 U	0.0002 U	0.0002 U	0.0002 U	0.0002 U	0.0002 U	0.0002 U	0.00020 U	0.00020 U	0.0002 U	**0.000072 B**	0.0002 U	0.00020 U
Nickel	< 0.040	< 0.0200	< 0.02	< 0.02	0.02 U	0.04 U	0.04 U	0.04 U	0.04 U	0.04 U	0.04 U	0.04 U	0.04 U	0.04 U	0.04 UJ	0.04 UJ	0.040 U	0.040 U	0.04 U	**0.026 B**	0.04 U	0.04 U
Potassium	--	--	--	--	--	**5.13**	**4.59**	**4.52**	**5**	**5.2**	**8**	**8.1**	**7.4**	**7.6**	**10**	**11**	**8.2**	**8.3**	**7.8**	**8.5**	**7.7**	**7.8**
Selenium	< 0.010	< 0.0200	< 0.02	< 0.02	0.02 U	0.005 U	0.01 U	0.01 U	0.01 U	0.01 U	0.01 U	0.01 U	0.01 U	0.01 U	0.01 U	0.01 U	0.010 U	0.010 U	**0.0054 B**	0.01 U	0.01 U	0.01 U
Sodium	--	--	--	--	--	**42.9**	**40.3**	**39.3**	**39**	**40**	**75**	**77**	**74**	**75**	**37**	**82**	**87**	**87**	**79**	**84**	**78**	**76**
Thallium	< 0.0010	< 1.00	< 1.00	< 1	0.001 U	0.001 U	0.001 U	0.001 U	0.002 U	0.002 U	0.001 U	0.001 U	0.001 U	0.001 U	0.002 U	0.002 U	0.0020 UWN	0.0020 UWN	0.002 UW	0.002 U	0.002 UN	0.002 U
Vanadium (fume or dust)	**0.0021 J**	< 0.0100	< 0.010	< 0.010	0.01 U	0.007 U	0.01 U	0.01 U	0.01 U	0.01 U	0.01 U	0.01 U	0.01 U	0.01 U	0.01 UJ	0.01 UJ	**0.0032 B**	**0.0034 B**	0.01 U	**0.099**	**0.013**	**0.0024 B**
Zinc	**0.011 J**	< 0.0200	< 0.02	< 0.02	0.02 U	0.02 U	0.02 U	0.02 U	0.02 U	0.02 U	0.02 U	0.02 U	0.02 U	0.02 U	**0.05**	**0.03**	**0.0081 B**	0.020 U	0.02 U	**0.052**	**0.0094 B**	**0.013 B**

Notes:
* - Not a HSRA regulated compound
ISCO - *in-situ* chemical oxidation
RRS - Risk Reduction Standard

Data Qualifier Defintions:
-- - Not analyzed
B (Inorganics) - Estimated analyte concentration
D - Analyte concentration reported from secondary dilution
DB - Analyte concentration reported from secondary dilution; analyte detected in method blank
H - Holding time exceeded for sample
J - Estimated analyte concentration
JB (Organic) - Estimated analyte concentration; analyte detected in method blank
Bold = Exceeds the laboratory detection limit
Bold and shaded - Analyte concentration exceeds the Type 1 RRS
JM (Organic) - Estimated analyte concentration; spike sample recovery outside control limits
M (Organic) - Spike sample recovery outside control limits
N - Spike sample recovery outside of control limits
R - Sample data results rejected due to deficiencies in the ability to meet quality control standards
< - Analyte not detected at referenced detection limit
U - Analyte not detected at referenced detection limit
UJ - Analyte not detected; low method bias and/or matrix interference
UN - Analyte not detected; spiked sample recovery outside of control limits
UR - Analyte not detected; data rejected
UWN - Analyte not detected; post digestion spike and spike sample recovery outside control limits

Appendix E-3
Summary of Historical Ground Water Sampling Data - Decommissioned Wells
Atlanta Gas Light Company
Former Manufactured Gas Plant Site
Augusta, Ga

Chemical Name	Type 1 Risk Reduction Standard	Location ID / Sample Date / Unit	MW-401S 7/27/2017	MW-401S 7/27/2017 DUP	MW-401S 1/26/2017	MW-401S 1/26/2017 DUP	MW-401S 7/28/2016	MW-401S 7/28/2016 DUP	MW-401S 1/21/2016	MW-401S 1/21/2016 DUP	MW-401S 7/30/2015	MW-401S 7/30/15 DUP	MW-401S 1/15/2015	MW-401S 7/17/2014	MW-401S 1/13/2014	MW-401S 7/9/2013
			Post-ISCO													
Field Parameters																
Conductivity	*	mS/cm	0.499	0.499	0.503	0.503	0.565	0.565	0.476	0.476	451	451	0.487	0.504	0.453	0.401
Dissolved Oxygen (YSI)	*	mg/L	0.87	0.87	1.18	1.18	1.22	1.22	2.25	2.25	0.69	0.69	1.37	1.55	3.54	0.77
Oxidation Reduction Potential	*	mV	162	162	181.6	181.6	204.5	204.5	230	230	67.7	67.7	51.6	208.2	171.1	227.7
pH	*	SU	5.75	5.75	5.83	5.83	6.15	6.15	6.14	6.14	6.25	6.25	5.38	5.78	5.99	5.90
Temperature	*	Celsius	23.4	23.4	21.49	21.49	23.05	23.05	19.29	19.29	22.7	22.7	13.5	20.91	18.75	20.89
Turbidity	*	NTU	2.77	2.77	5.82	5.82	2.45	2.45	5.6	5.6	3.02	3.02	7.47	4.29	3.43	2.76
Monitored Natural Attenuation Parameters																
Carbon Dioxide	*	mg/L	--	--	--	--	--	--	--	--	--	--	168	185	164	142
Iron	*	mg/L	--	--	--	--	--	--	--	--	--	--	--	--	--	--
Iron, as Ferrous (Fe+2)	*	mg/L	--	--	--	--	--	--	--	--	--	--	< 0.100	< 0.100	<0.100	< 0.100
Manganese, Total	*	mg/L	--	--	--	--	--	--	--	--	--	--	--	--	--	--
Manganese, Dissolved	*	mg/L	--	--	--	--	--	--	--	--	--	--	--	--	--	--
Methane	*	µg/L	--	--	--	--	--	--	--	--	--	--	< 4	< 4	<4	< 4
Nitrate	*	mg/L	--	--	--	--	--	--	--	--	--	--	2.5	3.1	4.2	1.1
Nitrogen	*	mg/L	--	--	--	--	--	--	--	--	--	--	--	--	--	--
Nitrogen, ammonia (as N)	*	mg/L	--	--	--	--	--	--	--	--	--	--	--	--	--	--
Oxygen	*	mg/L	--	--	--	--	--	--	--	--	--	--	7.46 H	8.21 H	5.70 H	7.44 H
Sulfate	*	mg/L	--	--	--	--	--	--	--	--	--	--	62	67	75	64
Sulfide	*	mg/L	--	--	--	--	--	--	--	--	--	--	--	--	--	--
Volatile Organic Compounds																
Acetone	4,000	µg/L	< 50	< 50	< 50	< 50	< 50	< 50	< 50	< 50	< 50	< 50	< 50	< 50	< 50	< 50
Benzene	5	µg/L	< 5.0	< 5.0	< 5.0	< 5.0	< 5.0	< 5.0	< 5.0	< 5.0	< 5.0	< 5.0	< 5.0	< 5.0	< 5.0	< 5.0
Carbon Disulfide	4,000	µg/L	< 5.0	< 5.0	< 5.0	< 5.0	< 5.0	< 5.0	< 5.0	< 5.0	< 5.0	< 5.0	< 5.0	< 5.0	< 5.0	< 5.0
Ethylbenzene	700	µg/L	< 5.0	< 5.0	< 5.0	< 5.0	< 5.0	< 5.0	< 5.0	< 5.0	< 5.0	< 5.0	< 5.0	< 5.0	< 5.0	< 5.0
Methylene Chloride	5	µg/L	< 5.0	< 5.0	< 5.0	< 5.0	< 5.0	< 5.0	< 5.0	< 5.0	< 5.0	< 5.0	< 5.0	< 5.0	< 5.0	< 5.0
Toluene	1,000	µg/L	< 5.0	< 5.0	< 5.0	< 5.0	< 5.0	< 5.0	< 5.0	< 5.0	< 5.0	< 5.0	< 5.0	< 5.0	< 5.0	< 5.0
Trichloroethylene	5	µg/L	< 5.0	< 5.0	< 5.0	< 5.0	< 5.0	< 5.0	< 5.0	< 5.0	< 5.0	< 5.0	< 5.0	< 5.0	**5.3**	**21**
Xylenes, total	2,000	µg/L	< 5.0	< 5.0	< 5.0	< 5.0	< 5.0	< 5.0	< 5.0	< 5.0	< 5.0	< 5.0	< 5.0	< 5.0	< 5.0	< 5.0
Semivolatile Organic Compounds																
2-Methylnaphthalene	*	µg/L	--	--	--	--	--	--	--	--	--	--	--	--	--	--
Acenaphthene	2,000	µg/L	< 0.5	< 0.5	< 0.5	< 0.5	< 0.5	< 0.5	< 0.5	< 0.5	< 0.5	< 0.5	< 5.0	< 0.50	< 0.50	< 0.50
Acenaphthylene	10	µg/L	< 1.0	< 1.0	< 1.0	< 1.0	< 1.0	< 1.0	< 1.0	< 1.0	< 1.0	< 1.0	< 1.0	< 1.0	< 1.0	< 1.0
Anthracene	10	µg/L	< 0.05	< 0.05	< 0.05	< 0.05	< 0.05	< 0.05	< 0.05	< 0.05	< 0.05	< 0.05	< 0.050	< 0.050	< 0.050	< 0.050
Benz(a)anthracene	0.1	µg/L	< 0.05	< 0.05	< 0.05	< 0.05	< 0.05	< 0.05	< 0.05	< 0.05	< 0.05	< 0.05	< 0.050	< 0.050	< 0.050	< 0.050
Benzo(a)pyrene	0.2	µg/L	< 0.05	< 0.05	< 0.05	< 0.05	< 0.05	< 0.05	< 0.05	< 0.05	< 0.05	< 0.05	< 0.050	< 0.050	< 0.050	< 0.050
Benzo(b)fluoranthene	0.2	µg/L	< 0.1	< 0.1	< 0.1	< 0.1	< 0.1	< 0.1	< 0.1	< 0.1	< 0.1	< 0.1	< 0.10	< 0.10	< 0.10	< 0.10
Benzo(g,h,i)perylene	10	µg/L	< 0.1	< 0.1	< 0.1	< 0.1	< 0.1	< 0.1	< 0.1	< 0.1	< 0.1	< 0.1	< 0.10	< 0.10	< 0.10	< 0.10
Benzo(k)fluoranthene	10	µg/L	< 0.05	< 0.05	< 0.05	< 0.05	< 0.05	< 0.05	< 0.05	< 0.05	< 0.05	< 0.05	< 0.050	< 0.050	< 0.050	< 0.050
Chrysene	0.2	µg/L	< 0.05	< 0.05	< 0.05	< 0.05	< 0.05	< 0.05	< 0.05	< 0.05	< 0.05	< 0.05	< 0.050	< 0.050	< 0.050	< 0.050
Dibenzo(a,h)anthracene	0.3	µg/L	< 0.1	< 0.1	< 0.1	< 0.1	< 0.1	< 0.1	< 0.1	< 0.1	< 0.1	< 0.1	< 0.10	< 0.10	< 0.10	< 0.10
Dibenzofuran	1	µg/L	--	--	--	--	--	--	--	--	--	--	--	--	--	--
Fluoranthene	1,000	µg/L	< 0.1	< 0.1	< 0.1	< 0.1	< 0.1	< 0.1	< 0.1	< 0.1	< 0.1	< 0.1	< 0.10	< 0.10	< 0.10	< 0.10
Fluorene	1,000	µg/L	< 0.1	< 0.1	< 0.1	< 0.1	< 0.1	< 0.1	< 0.1	< 0.1	< 0.1	< 0.1	< 0.10	< 0.10	< 0.10	< 0.10
Indeno(1,2,3-cd)pyrene	0.4	µg/L	< 0.05	< 0.05	< 0.05	< 0.05	< 0.05	< 0.05	< 0.05	< 0.05	< 0.05	< 0.05	< 0.050	< 0.050	< 0.050	< 0.050
Naphthalene	20	µg/L	< 0.5	< 0.5	< 0.5	< 0.5	< 0.5	< 0.5	< 0.5	< 0.5	< 0.5	**21**	< 0.50	< 0.50	**1.2**	< 0.50
Phenanthrene	10	µg/L	< 0.05	< 0.05	< 0.05	< 0.05	< 0.05	< 0.05	< 0.05	< 0.05	< 0.05	< 0.05	< 0.5	< 0.050	< 0.050	< 0.050
Pyrene	1,000	µg/L	< 0.05	< 0.05	< 0.05	< 0.05	< 0.05	< 0.05	< 0.05	< 0.05	< 0.05	< 0.05	**0.064**	< 0.050	< 0.050	< 0.050
Inorganic Compounds																
Aluminum (fume or dust)	*	mg/L	--	--	--	--	--	--	--	--	--	--	--	--	--	--
Antimony	0.01	mg/L	< 0.006	< 0.006	< 0.006	< 0.006	< 0.006	< 0.006	< 0.006	< 0.006	< 0.02	< 0.02	< 0.0200	< 0.0200	< 0.0200	< 0.0200
Arsenic	0.05	mg/L	< 0.05	< 0.05	< 0.05	< 0.05	< 0.05	< 0.05	< 0.05	< 0.05	< 0.05	< 0.05	< 0.0500	< 0.0500	< 0.0500	< 0.0500
Barium	2	mg/L	**0.104**	**0.106**	**0.101**	**0.0998**	**0.117**	**0.118**	**0.0857**	**0.0846**	**0.0916**	**0.097**	**0.112**	**0.121**	**0.100**	**0.0941**
Beryllium	0.004	mg/L	< 0.004	< 0.004	< 0.004	< 0.004	< 0.004	< 0.004	< 0.004	< 0.004	< 0.01	< 0.01	< 0.0100	< 0.0100	< 0.0100	< 0.0100
Cadmium	0.005	mg/L	< 0.005	< 0.005	< 0.005	< 0.005	< 0.005	< 0.005	< 0.005	< 0.005	< 0.005	< 0.005	< 0.0050	< 0.0050	< 0.0050	< 0.0050
Calcium metal	*	mg/L	--	--	--	--	--	--	--	--	--	--	--	--	--	--
Chromium	0.1	mg/L	< 0.01	< 0.01	< 0.01	< 0.01	< 0.01	< 0.01	< 0.01	< 0.01	< 0.01	< 0.01	< 0.0100	< 0.0100	< 0.0100	< 0.0100
Cobalt	*	mg/L	--	--	--	--	--	--	--	--	--	--	--	--	--	--
Copper	1.3	mg/L	< 0.01	< 0.01	< 0.01	< 0.01	< 0.01	< 0.01	< 0.01	< 0.01	< 0.01	< 0.01	< 0.0100	< 0.0100	< 0.0100	< 0.0100
Cyanide	0.2	mg/L	< 0.01	< 0.01	< 0.01	< 0.01	< 0.01	< 0.01	< 0.01	< 0.01	< 0.01	< 0.01	< 0.010	< 0.010	< 0.010	< 0.010
Lead	0.015	mg/L	< 0.01	< 0.01	< 0.01	< 0.01	< 0.01	< 0.01	< 0.01	< 0.01	< 0.01	< 0.01	< 0.0100	< 0.0100	< 0.0100	< 0.0100
Magnesium	*	mg/L	--	--	--	--	--	--	--	--	--	--	--	--	--	--
Mercury	0.002	mg/L	< 0.0002	< 0.0002	< 0.0002	< 0.0002	< 0.0002	< 0.0002	< 0.0002	< 0.0002	< 0.0002	< 0.0002	< 0.00020	< 0.00020	< 0.00020	< 0.00020
Nickel	0.1	mg/L	< 0.02	< 0.02	< 0.02	< 0.02	< 0.02	< 0.02	< 0.02	< 0.02	< 0.02	< 0.02	< 0.0200	< 0.0200	< 0.0200	< 0.0200
Potassium	*	mg/L	--	--	--	--	--	--	--	--	--	--	--	--	--	--
Selenium	0.05	mg/L	< 0.02	< 0.02	< 0.02	< 0.02	< 0.02	< 0.02	< 0.02	< 0.02	< 0.02	< 0.02	< 0.0200	< 0.0200	< 0.0200	< 0.0200
Sodium	*	mg/L	--	--	--	--	--	--	--	--	--	--	--	--	--	--
Thallium	0.002	mg/L	< 0.002	< 0.002	< 0.002	< 0.002	< 0.002	< 0.002	< 0.002	< 0.002	< 0.02	< 0.02	< 0.0200	< 0.0200	< 0.0200	< 0.0200
Vanadium (fume or dust)	0.2	mg/L	< 0.01	< 0.01	< 0.01	< 0.01	< 0.01	< 0.01	< 0.01	< 0.01	< 0.01	< 0.01	< 0.0100	< 0.0100	< 0.0100	< 0.0100
Zinc	2	mg/L	< 0.02	< 0.02	< 0.02	< 0.02	< 0.02	< 0.02	< 0.02	< 0.02	< 0.02	< 0.02	< 0.0200	< 0.0200	< 0.0200	< 0.0200

Chemical Name	Type 1 Risk Reduction Standard	Location ID / Sample Date / Unit	MW-401S 1/9/2013	MW-401S 7/24/2012	MW-401S 1/18/2012	MW-401S 7/6/2011	MW-401S 1/19/2011	MW-401S 7/20/2010	MW-401S 1/6/2010	MW-401S 1/13/2009	MW-401S 7/15/2008	MW-401S 1/8/2008	MW-401S 1/8/2008 DUP	MW-401S 7/11/2007	MW-401S 2/13/2007	MW-401S 10/4/2006
			Post-ISCO													
Field Parameters																
Conductivity	*	mS/cm	0.250	0.273	0.215	0.256	1.300	0.349	0.285	2.440	0.416	0.358	0.358	0.398	0.468	0.446
Dissolved Oxygen (YSI)	*	mg/L	0.84	0.84	0.59	0.88	6.33	1.48	5.09	5.83	3.41	1.79	1.79	6.44	5.98	7.91
Oxidation Reduction Potential	*	mV	129.0	190.0	168.7	105.8	153.3	13.3	-4.4	314.5	173.1	254.9	254.9	249.5	291	182.8
pH	*	SU	6.18	6.25	3.88	5.82	0.243	6.49	6.08	0.374	5.92	6.08	6.08	5.98	5.89	6.07
Temperature	*	Celsius	18.64	25.59	19.48	25.58	18.99	22.99	18.26	20.24	21.98	20.52	20.52	21.28	20.44	21.51
Turbidity	*	NTU	1.3	1.63	2.73	5.49	8.38	2	7.79	1.1	0.82	1.57	1.57	0.59	0.36	0.49
Monitored Natural Attenuation Parameters																
Carbon Dioxide	*	mg/L	61	56	960 B	740 * B	600	1,100 B	860	640	960	< 1000	< 1000	< 1000	--	--
Iron	*	mg/L	--	--	--	--	--	--	--	--	--	--	--	--	--	--
Iron, as Ferrous (Fe+2)	*	mg/L	< 0.10 HF	< 0.10 HF	0.035 J HF	< 0.025 HF	< 0.064 JHF	< 0.10 HF	< 0.10 HF	< 0.10 HF	< 0.10	< 0.10	< 0.10	< 0.10	< 0.1	--
Manganese, Total	*	mg/L	--	--	--	--	--	--	--	--	--	--	--	--	--	--
Manganese, Dissolved	*	mg/L	--	--	--	--	--	--	--	--	--	--	--	--	--	--
Methane	*	µg/L	< 0.58	11	3.0	11	29	8.2	44	0.27	0.075 J	0.99	0.66	34	1.4	--
Nitrate	*	mg/L	0.57	< 0.25	< 0.075	< 0.075	< 0.36	1.4	1.8	1.6	5.5	0.99	0.99	0.52	0.69	--
Nitrogen	*	mg/L	--	--	--	--	--	--	--	--	--	--	--	--	--	--
Nitrogen, ammonia (as N)	*	mg/L	--	--	--	--	--	--	--	--	--	--	--	--	--	--
Oxygen	*	mg/L	7.4	6.4	1.3	1.6	1.5	1.3	1.4	1.1	1.5	3.9	3.4	6.4	7.4	--
Sulfate	*	mg/L	31	28	26	25	25	50	46	48	53	53	53	57	74	--
Sulfide	*	mg/L	--	--	--	--	--	--	--	--	--	--	--	--	--	--
Volatile Organic Compounds																
Acetone	4,000	µg/L	< 100	< 100	< 25	< 25	< 5.0	**9.4 J**	< 100	< 100	< 100	< 50	< 50	< 50	< 50	--
Benzene	5	µg/L	< 5.0	< 5.0	< 1.3	< 1.3	< 0.25	13	< 5.0	< 5.0	< 5.0	<5.0	<5.0	<5.0	< 5	5 U
Carbon Disulfide	4,000	µg/L	< 5.0	< 5.0	< 3.0	< 3.0	< 0.60	< 5.0	< 5.0	< 5.0	< 5.0	<5.0	<5.0	<5.0	< 5	--
Ethylbenzene	700	µg/L	< 5.0	< 5.0	< 0.55	< 0.55	< 0.11	**0.58 J**	< 5.0	< 5.0	< 5.0	<5.0	<5.0	<5.0	< 5	5 U
Methylene Chloride	5	µg/L	< 5.0	< 5.0	< 5.0	< 5.0	< 1.0	< 5.0	< 5.0	< 5.0	< 5.0	<5.0	<5.0	<5.0	< 5	--
Toluene	1,000	µg/L	< 5.0	< 5.0	< 1.7	< 1.7	**0.90 J**	**3.4 J**	< 5.0	< 5.0	< 5.0	<5.0	<5.0	<5.0	< 5	5 U
Trichloroethylene	5	µg/L	**59**	**40**	**38**	**28**	**49**	**100**	**170**	**58**	**40**	**100**	**100**	**200**	**130**	--
Xylenes, total	2,000	µg/L	< 5.0	< 5.0	< 1.0	< 1.0	< 0.20	**0.95 J**	< 5.0	< 5.0	< 5.0	<5.0	<5.0	<5.0	< 5	5 U
Semivolatile Organic Compounds																
2-Methylnaphthalene	*	µg/L	--	--	--	--	--	--	--	--	--	--	--	--	--	--
Acenaphthene	2,000	µg/L	< 0.20	< 0.19	< 0.097	< 0.099	< 0.096	< 0.19	<0.20	< 0.19	< 0.19	< 10	< 10	< 10	< 10	--
Acenaphthylene	10	µg/L	< 0.20	< 0.19	< 0.097	< 0.099	< 0.096	< 0.19	<0.20	< 0.19	< 0.19	< 10	< 10	< 10	< 10	--
Anthracene	10	µg/L	< 0.20	< 0.19	< 0.097	< 0.099	< 0.096	< 0.19	<0.20	< 0.19	< 0.19	< 10	< 10	< 10	< 10	--
Benz(a)anthracene	0.1	µg/L	< 0.20	< 0.19	< 0.097	< 0.099	< 0.096	< 0.19	<0.20	< 0.19	< 0.19	<0.050	<0.050	<0.050	< 0.05	--
Benzo(a)pyrene	0.2	µg/L	< 0.20	< 0.19	< 0.097	< 0.099	< 0.096	< 0.19	<0.20	< 0.19	< 0.19	<0.050	<0.050	<0.050	< 0.05	--
Benzo(b)fluoranthene	0.2	µg/L	< 0.20	< 0.19	< 0.097	< 0.099	< 0.096	< 0.19	<0.20	< 0.19	< 0.19	<0.10	<0.10	<0.10	< 0.1	--
Benzo(g,h,i)perylene	10	µg/L	< 0.20	< 0.19	< 0.097	**0.23**	< 0.096	< 0.19	<0.20	< 0.19	< 0.19	< 10	< 10	< 10	< 10	--
Benzo(k)fluoranthene	10	µg/L	< 0.20	< 0.19	< 0.097	< 0.099	< 0.096	< 0.19	<0.20	< 0.19	< 0.19	< 10	< 10	< 10	< 10	--
Chrysene	0.2	µg/L	< 0.20	< 0.19	< 0.043	< 0.045	< 0.043	< 0.19	<0.20	< 0.19	< 0.19	<0.050	<0.050	<0.050	< 0.05	--
Dibenzo(a,h)anthracene	0.3	µg/L	< 0.20	< 0.19	< 0.097	< 0.099	< 0.096	< 0.19	<0.20	< 0.19	< 0.19	<0.10	<0.10	<0.10	< 0.1	--
Dibenzofuran	1	µg/L	--	--	--	--	--	--	--	--	--	--	--	--	--	--
Fluoranthene	1,000	µg/L	< 0.20	< 0.19	< 0.097	< 0.099	< 0.096	< 0.19	<0.20	< 0.19	< 0.19	< 10	< 10	< 10	< 10	--
Fluorene	1,000	µg/L	< 0.20	< 0.19	< 0.097	< 0.099	< 0.096	< 0.19	<0.20	< 0.19	< 0.19	< 10	< 10	< 10	< 10	--
Indeno(1,2,3-cd)pyrene	0.4	µg/L	< 0.20	< 0.19	< 0.097	**0.16 J**	< 0.096	< 0.19	<0.20	< 0.19	< 0.19	<0.050	<0.050	<0.050	< 0.05	--
Naphthalene	20	µg/L	< 0.20	< 0.19	< 0.097	< 0.099	< 0.096	**0.71**	<0.20	< 0.19	< 0.19	< 10	< 10	< 10	< 10	--
Phenanthrene	10	µg/L	< 0.20	< 0.19	< 0.097	< 0.099	< 0.096	< 0.19	<0.20	< 0.19	< 0.19	< 10	< 10	< 10	< 10	--
Pyrene	1,000	µg/L	< 0.20	< 0.19	< 0.097	< 0.099	< 0.096	< 0.19	<0.20	< 0.19	< 0.19	< 10	< 10	< 10	< 10	--
Inorganic Compounds																
Aluminum (fume or dust)	*	mg/L	--	--	--	--	--	--	--	--	--	--	--	--	--	--
Antimony	0.01	mg/L	< 0.020	< 0.020	< 0.0053	< 0.0053	< 0.0053	< 0.020	< 0.020	< 0.020	< 0.020	< 0.0200	< 0.0200	< 0.020	< 0.02	--
Arsenic	0.05	mg/L	< 0.020	< 0.020	< 0.0046	< 0.0046	< 0.0046	< 0.010	< 0.010	< 0.010	< 0.010	<0.0500	<0.0500	<0.050	< 0.05	--
Barium	2	mg/L	**0.06**	**0.064**	**0.067**	**0.061**	**0.057**	**0.051**	**0.043**	**0.05**	**0.059**	**0.0482**	**0.0479**	**0.0439**	**0.0481**	--
Beryllium	0.004	mg/L	< 0.0040	< 0.0040	< 0.00020	< 0.00020	**0.00027 J**	< 0.0040	< 0.0040	< 0.0040	< 0.0040	< 0.0100	< 0.0100	< 0.010	< 0.010	--
Cadmium	0.005	mg/L	< 0.0050	< 0.0050	< 0.0020	< 0.0020	< 0.0020	< 0.0050	< 0.0050	< 0.0050	< 0.0050	< 0.0050	< 0.0050	< 0.0050	< 0.005	--
Calcium metal	*	mg/L	--	--	--	--	--	--	--	--	--	--	--	--	--	--
Chromium	0.1	mg/L	< 0.010	< 0.010	**0.0014 J**	**0.0016 J**	**0.0013 J**	**0.0022 J**	<0.010	**0.0022 J**	**0.0024 J**	< 0.0100	< 0.0100	< 0.010	< 0.010	--
Cobalt	*	mg/L	--	--	--	--	--	--	--	--	--	--	--	--	--	--
Copper	1.3	mg/L	< 0.020	< 0.020	< 0.0019	< 0.0019	**0.0030 JB**	< 0.020	< 0.020	< 0.020	< 0.020	< 0.0100	< 0.0100	< 0.010	< 0.010	--
Cyanide	0.2	mg/L	< 0.010	< 0.010	< 0.0050	< 0.0050	< 0.0050	< 0.010	< 0.010	< 0.010	< 0.010	< 0.010	< 0.010	< 0.010	< 0.002	--
Lead	0.015	mg/L	< 0.010	< 0.010	< 0.0040	< 0.0040	< 0.0040	< 0.010	< 0.010	< 0.0050	< 0.0050	< 0.0100	< 0.0100	< 0.010	< 0.010	--
Magnesium	*	mg/L	--	--	--	--	--	--	--	--	--	--	--	--	--	--
Mercury	0.002	mg/L	< 0.00020	< 0.00020	< 0.000091	< 0.000091	< 0.000091	< 0.00020	< 0.00020	< 0.00020	< 0.00020	< 0.00020	< 0.00020	< 0.00020	< 0.0002	--
Nickel	0.1	mg/L	< 0.040	< 0.040	< 0.0023	< 0.0023	< 0.0023	< 0.040	< 0.040	< 0.040	< 0.040	< 0.0200	< 0.0200	< 0.020	< 0.02	--
Potassium	*	mg/L	--	--	--	--	--	--	--	--	--	--	--	--	--	--
Selenium	0.05	mg/L	< 0.020	< 0.020	< 0.0064	< 0.0064	< 0.0064	< 0.020	< 0.020	< 0.010	< 0.010	< 0.0200	< 0.0200	< 0.020	< 0.02	--
Sodium	*	mg/L	--	--	--	--	--	--	--	--	--	--	--	--	--	--
Thallium	0.002	mg/L	< 0.0010	< 0.0010	< 0.00025	< 0.00025	< 0.00025	< 0.0010	< 0.0010	< 0.0010	< 0.0010	< 1.00	< 1.00	< 1.00	< 1	--
Vanadium (fume or dust)	0.2	mg/L	< 0.010	< 0.010	< 0.0024	< 0.0024	< 0.0024	< 0.010	< 0.010	< 0.010	< 0.010	< 0.0100	< 0.0100	< 0.010	< 0.010	--
Zinc	2	mg/L	< 0.020	< 0.020	< 0.0087	< 0.0087	< 0.0087	< 0.020	< 0.020	< 0.020	< 0.020	< 0.0200	< 0.0200	< 0.020	< 0.02	--

Chemical Name	Type 1 Risk Reduction Standard	Location ID / Sample Date / Unit	MW-401S 7/13/2006	MW-401S 7/13/2006 DUP	MW-401S 1/13/2006	MW-401S 7/19/2005	MW-401S 1/18/2005	MW-401S 7/12/2004	MW-401S 1/23/2004	MW-401S 7/15/2003	MW-401S 1/16/2003	MW-401S 7/16/2002	MW-401S 4/5/2002	MW-401S 1/18/2002	MW-401S 7/17/2001	MW-401S 1/24/2001
			Post-ISCO			Pre-ISCO										
Field Parameters																
Conductivity	*	mS/cm	0.415	0.415	--	--	--	--	--	--	--	--	--	--	--	--
Dissolved Oxygen (YSI)	*	mg/L	7.09	7.09	--	--	--	--	--	--	--	--	--	--	--	--
Oxidation Reduction Potential	*	mV	5.95	5.95	--	--	--	--	--	--	--	--	--	--	--	--
pH	*	SU	244.3	244.3	--	--	--	--	--	--	--	--	--	--	--	--
Temperature	*	Celsius	20.22	20.22	--	--	--	--	--	--	--	--	--	--	--	--
Turbidity	*	NTU	0.09	0.09	--	--	--	--	--	--	--	--	--	--	--	--
Monitored Natural Attenuation Parameters																
Carbon Dioxide	*	mg/L	1,000	900	--	--	--	--	--	--	--	--	--	--	--	--
Iron	*	mg/L	0.1 U	0.1 U	0.1 U	0.1 U	0.081	0.12	8.9	0.04 U	0.041 B	0.053	--	0.078	1.1	0.15
Iron, as Ferrous (Fe+2)	*	mg/L	0.1 U	0.1 U	--	--	--	--	--	--	--	--	--	--	--	--
Manganese, Total	*	mg/L	0.0094	0.0119	0.0306	0.0547	0.14	1.9	0.56	2.3	1.0	1.5	--	1.9	2.3	1.8
Manganese, Dissolved	*	mg/L	0.005 UJ	0.005 UJ	--	--	--	--	--	--	--	--	--	--	--	--
Methane	*	µg/L	0.59	0.4	--	--	--	--	--	--	--	--	--	--	--	--
Nitrate	*	mg/L	1.3	1.3	--	--	--	--	--	--	--	--	--	--	--	--
Nitrogen	*	mg/L	16	14	--	--	--	--	--	--	--	--	--	--	--	--
Nitrogen, ammonia (as N)	*	mg/L	0.2 U	0.2 U	--	--	--	--	--	--	--	--	--	--	--	--
Oxygen	*	mg/L	9.6	8.4	--	--	--	--	--	--	--	--	--	--	--	--
Sulfate	*	mg/L	71	71	--	--	--	--	--	--	--	--	--	--	--	--
Sulfide	*	mg/L	2 U	2 U	--	--	--	--	--	--	--	--	--	--	--	--
Volatile Organic Compounds																
Acetone	4,000	µg/L	50 R	50 R	100 U	83 U	25 U	25 U	25 U	25 U	25 U	**24 J**	--	**12 J**	0.12 U	25 U
Benzene	5	µg/L	5 U	5 U	10 U	3.3 U	10 U	10 U	**6.9**	10 U	10 U	10 U	10 U	10 U	5.0 U	10 U
Carbon Disulfide	4,000	µg/L	5 U	5 U	10 U	3.3 U	10 U	10 U	10 U	10 U	10 U	10 U	--	10 U	5.0 U	10 U
Ethylbenzene	700	µg/L	5 U	5 U	10 U	3.3 U	10 U	10 U	10 U	10 U	10 U	10 U	10 U	10 U	5.0 U	10 U
Methylene Chloride	5	µg/L	5 U	5 U	10 U	17 U	5.0 U	5.0 U	5.0 U	5.0 U	5.0 U	5.0 U	5.0 U	5.0 U	25 U	**1.3 JB**
Toluene	1,000	µg/L	5 U	5 U	10 U	3.3 U	10 U	10 U	**2.9**	10 U	10 U	**0.28 J**	10 U	10 U	5.0 U	10 U
Trichloroethylene	5	µg/L	**56**	**52**	**19**	**31**	**4.1**	**7.8**	10 U	10 U	10 U	10 U	10 U	10 U	5.0 U	10 U
Xylenes, total	2,000	µg/L	5 U	5 U	20 U	6.7 U	2.0 U	2.0 U	2.0 U	2.0 U	2.0 U	2.0 U	--	2.0 U	10 U	2.0 U
Semivolatile Organic Compounds																
2-Methylnaphthalene	*	µg/L	--	--	0.2 U	0.2 U	0.2 U	0.2 U	0.2 U	10 U	10 U	10 U	--	10 U	10 U	10 U
Acenaphthene	2,000	µg/L	10 U	10 U	0.2 U	0.2 U	0.2 U	0.2 U	0.2 U	10 U	10 U	10 U	10 U	10 U	10 U	10 U
Acenaphthylene	10	µg/L	10 U	10 U	0.2 U	0.2 U	0.2 U	0.2 U	0.2 U	10 U	10 U	10 U	10 U	10 U	10 U	10 U
Anthracene	10	µg/L	10 U	10 U	0.2 U	0.2 U	0.2 U	0.2 U	0.2 U	10 U	10 U	10 U	10 U	10 U	10 U	10 U
Benz(a)anthracene	0.1	µg/L	0.05 U	0.05 U	0.2 U	0.2 U	0.2 U	0.2 U	0.2 U	10 U	10 U	10 U	10 U	10 U	10 U	10 U
Benzo(a)pyrene	0.2	µg/L	0.05 U	0.05 U	0.2 U	0.2 U	0.2 U	0.2 U	0.2 U	10 U	10 U	10 U	10 U	10 U	10 U	10 U
Benzo(b)fluoranthene	0.2	µg/L	0.1 U	0.1 U	0.2 U	0.2 U	0.2 U	0.2 U	0.2 U	10 U	10 U	10 U	10 U	10 U	10 U	10 U
Benzo(g,h,i)perylene	10	µg/L	10 U	10 U	0.2 U	0.2 U	0.2 U	0.2 U	0.2 U	10 U	10 U	10 U	10 U	10 U	10 U	10 U
Benzo(k)fluoranthene	10	µg/L	10 U	10 U	0.2 U	0.2 U	0.2 U	0.2 U	0.2 U	10 U	10 U	10 U	10 U	10 U	10 U	10 U
Chrysene	0.2	µg/L	0.05 U	0.05 U	0.2 U	0.2 U	0.2 U	0.2 U	0.2 U	10 U	10 U	10 U	10 U	10 U	10 U	10 U
Dibenzo(a,h)anthracene	0.3	µg/L	0.1 U	0.1 U	0.2 U	0.2 U	0.2 U	0.2 U	0.2 U	10 U	10 U	10 U	10 U	10 U	10 U	10 U
Dibenzofuran	1	µg/L	--	--	1.0 U	0.2 U	0.2 U	0.2 U	0.2 U	10 U	10 U	10 U	--	10 U	10 U	10 U
Fluoranthene	1,000	µg/L	10 U	10 U	0.2 U	0.2 U	0.2 U	0.2 U	0.2 U	10 U	10 U	10 U	10 U	10 U	10 U	10 U
Fluorene	1,000	µg/L	10 U	10 U	0.2 U	0.2 U	0.2 U	0.2 U	0.2 U	10 U	10 U	10 U	10 U	10 U	**0.72 J**	10 U
Indeno(1,2,3-cd)pyrene	0.4	µg/L	0.05 U	0.05 U	0.2 U	0.2 U	0.2 U	0.2 U	0.2 U	10 U	10 U	10 U	10 U	10 U	10 U	10 U
Naphthalene	20	µg/L	10 U	10 U	0.2 U	0.2 U	0.2 U	0.2 U	0.2 U	10 U	10 U	10 U	10 U	10 U	10 U	10 U
Phenanthrene	10	µg/L	10 U	10 U	0.2 U	0.2 U	0.2 U	0.2 U	0.2 U	10 U	10 U	10 U	10 U	10 U	10 U	10 U
Pyrene	1,000	µg/L	10 U	10 U	0.2 U	0.2 U	0.2 U	0.2 U	0.2 U	10 UJ	10 U	10 U	10 U	10 U	10 U	10 U
Inorganic Compounds																
Aluminum (fume or dust)	*	mg/L	--	--	0.2 U	0.2 U	0.2 U	**0.24**	**17**	0.2 U	**0.10 B**	**0.043 B**	--	**0.036 B**	**1.7 N**	**0.21**
Antimony	0.01	mg/L	0.02 U	0.02 U	0.01 U	0.006 U	0.02 U	0.006 U	0.02 U	0.02 U	0.020 U	0.02 U	--	0.02 U	0.02 U	0.02 U
Arsenic	0.05	mg/L	0.05 U	0.05 U	0.01 U	0.01 U	0.01 U	0.01 U	0.01 U	0.01 U	0.010 U	0.01 U	--	0.01 U	0.01 U	0.01 U
Barium	2	mg/L	**0.0621**	**0.0574**	0.2 U	**0.0337**	**0.044**	**0.049**	**0.082**	**0.06**	**0.065**	**0.067**	--	**0.068**	**0.067**	**0.061**
Beryllium	0.004	mg/L	0.01 U	0.01 U	0.005 U	0.004 U	0.004 U	0.004 U	0.004 U	0.004 U	0.0040 U	0.004 U	--	0.004 U	0.004 U	0.004 U
Cadmium	0.005	mg/L	0.005 U	0.005 U	0.002 U	0.005 U	0.005 U	0.005 U	0.005 U	0.005 UJ	0.0050 U	0.005 U	--	0.005 U	0.005 U	0.005 U
Calcium metal	*	mg/L	--	--	**14.7**	**13.9**	**12**	**16**	**29**	**27**	**32**	**31**	--	**32**	**30**	**28**
Chromium	0.1	mg/L	0.01 U	0.01 U	0.005 U	0.01 U	0.01 U	0.01 U	**0.016**	0.01 UJ	0.010 U	0.01 U	--	0.01 U	0.01 U	0.01 U
Cobalt	*	mg/L	--	--	0.007 U	0.01 U	0.01 U	0.01 U	0.01 U	0.01 UJ	**0.0053 B**	**0.0063 B**	--	**0.0078 B**	**0.011**	**0.0066 B**
Copper	1.3	mg/L	0.01 U	0.01 U	0.025 U	0.02 U	0.02 U	0.02 U	0.02 U	0.02 U	0.020 U	0.02 U	--	**0.001 B**	0.02 U	**0.096**
Cyanide	0.2	mg/L	0.01 U	0.01 U	0.01 U	0.01 U	0.01 U	0.01 U	0.01 U	0.015 U	0.010 U	0.01 U	--	0.01 U	0.01 U	0.01 U
Lead	0.015	mg/L	0.01 U	0.01 U	0.003 U	0.005 U	0.005 U	0.005 U	**0.0075**	0.005 UJ	0.0050 U	0.005 U	--	0.005 U	0.005 U	**0.0026 B**
Magnesium	*	mg/L	--	--	**12.7**	**10.5**	**7.7**	**10**	**24**	**21**	**24**	**23**	--	**25**	**23**	**23**
Mercury	0.002	mg/L	0.0002 U	0.0002 U	0.0002 U	0.0002 U	0.0002 U	0.0002 U	0.0002 U	0.0002 U	**0.00011 B**	0.0002 U	--	0.0002 U	0.0002 U	0.00020 U
Nickel	0.1	mg/L	0.02 U	0.02 U	0.04 U	0.04 U	0.04 U	0.04 U	0.04 U	0.04 UJ	0.040 U	0.04 U	--	0.04 U	0.04 U	0.04 U
Potassium	*	mg/L	--	--	5 U	**2.06**	**3.1**	**4.1**	**3.9**	**6.1**	**4.4**	**4.5**	--	**4.7**	**4.2**	**3.2**
Selenium	0.05	mg/L	0.02 U	0.02 U	0.005 U	0.01 U	0.01 U	0.01 U	0.01 U	0.01 U	0.010 U	0.01 U	--	0.01 U	0.01 U	0.01 U
Sodium	*	mg/L	--	--	**52.1**	**43.9**	**36**	**56**	**67**	**62**	**76**	**75**	--	**78**	**76**	**76**
Thallium	0.002	mg/L	0.001 U	0.001 U	0.001 U	0.001 U	0.002 U	0.001 U	0.001 U	0.002 U	0.0020 UWN	0.002 UW	--	0.002 UW	0.002 UN	0.002 U
Vanadium (fume or dust)	0.2	mg/L	0.01 U	0.01 U	0.007 U	0.01 U	0.01 U	0.01 U	**0.034**	0.01 UJ	0.010 U	0.01 U	--	0.01 U	**0.0044 B**	0.01 U
Zinc	2	mg/L	0.02 U	0.02 U	0.02 U	0.02 U	0.02 U	0.02 U	**0.028**	**0.03**	0.020 U	0.02 U	--	0.02 U	**0.0092 B**	**0.062**

Notes:
* - Not a HSRA regulated compound
ISCO - *in-situ* chemical oxidation
RRS - Risk Reduction Standard

Data Qualifier Defintions:
* = LCS or LCSD exeeds the control limits
-- - Not analyzed
B (Inorganics) - Estimated analyte concentration
D - Analyte concentration reported from secondary dilution
DB - Analyte concentration reported from secondary dilution; analyte detected in method blank
F = MS or MSD exceeds the control limits
H - Holding time exceeded for sample
J - Estimated analyte concentration
JB (Organic) - Estimated analyte concentration; analyte detected in method blank
Bold = Exceeds the laboratory detection limit
Bold and shaded - Analyte concentration exceeds the Type 1 RRS
JM (Organic) - Estimated analyte concentration; spike sample recovery outside control limits
M (Organic) - Spike sample recovery outside control limits
N - Spike sample recovery outside of control limits
R - Sample data results rejected due to deficiencies in the ability to meet quality control standards
< - Analyte not detected at referenced detection limit
U - Analyte not detected at referenced detection limit
UJ - Analyte not detected; low method bias and/or matrix interference
UN - Analyte not detected; spiked sample recovery outside of control limits
UR - Analyte not detected; data rejected
UWN - Analyte not detected; post digestion spike and spike sample recovery outside control limits

Summary of Historical Ground Water Sampling Data - Decommissioned Wells
Atlanta Gas Light Company
Former Manufactured Gas Plant Site
Augusta, Ga

Chemical Name	Type 1 Risk Reduction Standard	Location ID / Sample Date / Unit	MW-401SAP 7/27/2017	MW-401SAP 1/27/2017	MW-401SAP 7/28/2016	MW-401SAP 1/21/2016	MW-401SAP 7/28/2015	MW-401SAP 1/29/2015	MW-401SAP 1/15/15 DUP	MW-401SAP 7/16/2014	MW-401SAP 1/13/2014	MW-401SAP 7/10/2013	MW-401SAP 1/9/2013	MW-401SAP 7/24/2012
			Post-ISCO											
Field Parameters														
Conductivity	*	mS/cm	0.232	0.24	0.253	0.223	317	0.286	0.286	0.324	0.314	0.327	0.335	0.359
Dissolved Oxygen (YSI)	*	mg/L	0.35	0.77	0.93	0.68	0.99	1.97	1.97	2.56	0.41	0.44	0.41	1.37
Oxidation Reduction Potential	*	mV	150.3	241.6	173	144.8	81.1	98.6	98.6	182.5	164.4	186.6	180.0	345
pH	*	SU	5.54	5.44	5.89	5.6	5.85	5.94	5.94	5.94	5.95	5.96	6.06	6.06
Temperature	*	Celsius	25.26	16.46	24.97	19.31	24.5	17.92	17.92	23.21	20.47	22.56	20.86	24.98
Turbidity	*	NTU	1.62	0.69	1.72	1.68	1.97	1.19	0.84	1.19	1.52	0.58	1.00	1.90
Monitored Natural Attenuation Parameters														
Carbon Dioxide	*	µg/L	--	--	--	--	--	65.5	60.4	138	143	124	69	75
Iron	*	mg/L	--	--	--	--	--	--	--	--	--	--	--	--
Iron, as Ferrous (Fe+2)	*	mg/L	--	--	--	--	--	< 0.100	< 0.100	< 0.100	<0.100	< 0.100	< 0.10 HF	< 0.10 HF
Manganese, Total	*	mg/L	--	--	--	--	--	--	--	--	--	--	--	--
Manganese, Dissolved	*	mg/L	--	--	--	--	--	--	--	--	--	--	--	--
Methane	*	µg/L	--	--	--	--	--	< 4	< 4	< 4	<4	< 4	0.63	< 0.58
Nitrate	*	mg/L	--	--	--	--	--	2.6	2.4	2.6	2.9	2.4	3.0	2.8
Nitrogen	*	mg/L	--	--	--	--	--	--	--	--	--	--	--	--
Nitrogen, ammonia (as N)	*	mg/L	--	--	--	--	--	--	--	--	--	--	--	--
Oxygen	*	mg/L	--	--	--	--	--	8.44 H	8.45 H	8.01 H	5.22 H	5.91 H	6.2	5.7
Sulfate	*	mg/L	--	--	--	--	--	43	41	39	45	41	38	38
Sulfide	*	mg/L	--	--	--	--	--	--	--	--	--	--	--	--
Volatile Organic Compounds														
Acetone	4,000	µg/L	< 50	< 50	< 50	< 50	< 50	< 50	< 50	< 50	< 50	< 50	< 100	< 100
Benzene	5	µg/L	< 5.0	< 5.0	< 5.0	< 5.0	< 5.0	< 5.0	< 5.0	< 5.0	< 5.0	< 5.0	< 5.0	< 5.0
Carbon Disulfide	4,000	µg/L	< 5.0	< 5.0	< 5.0	< 5.0	< 5.0	< 5.0	< 5.0	< 5.0	< 5.0	< 5.0	< 5.0	< 5.0
Ethylbenzene	700	µg/L	< 5.0	< 5.0	< 5.0	< 5.0	< 5.0	< 5.0	< 5.0	< 5.0	< 5.0	< 5.0	< 5.0	< 5.0
Methylene Chloride	5	µg/L	< 5.0	< 5.0	< 5.0	< 5.0	< 5.0	< 5.0	< 5.0	< 5.0	< 5.0	< 5.0	< 5.0	< 5.0
Toluene	1,000	µg/L	< 5.0	< 5.0	< 5.0	< 5.0	< 5.0	< 5.0	< 5.0	< 5.0	< 5.0	< 5.0	< 5.0	< 5.0
Trichloroethylene	5	µg/L	**5.0**	**7.1**	**7.0**	**13**	**17**	**19**	**20**	**23**	**25**	**27**	**18**	**14**
Xylenes, total	2,000	µg/L	< 5.0	< 5.0	< 5.0	< 5.0	< 5.0	< 5.0	< 5.0	< 5.0	< 5.0	< 5.0	< 5.0	< 5.0
Semivolatile Organic Compounds														
2-Methylnaphthalene	*	µg/L	--	--	--	--	--	--	--	--	--	--	--	--
Acenaphthene	2,000	µg/L	< 0.5	< 0.5	< 0.5	< 0.5	< 0.5	< 5.0	< 5.0	< 0.50	< 0.50	< 0.50	<0.19	< 0.20
Acenaphthylene	10	µg/L	< 1.0	< 1.0	< 1.0	< 1.0	< 1.0	< 1.0	< 1.0	< 1.0	< 1.0	< 1.0	<0.19	< 0.20
Anthracene	10	µg/L	< 0.05	< 0.05	< 0.05	< 0.05	< 0.05	< 0.050	< 0.050	< 0.050	< 0.050	< 0.050	<0.19	< 0.20
Benz(a)anthracene	0.1	µg/L	< 0.05	< 0.05	**0.064**	< 0.05	< 0.05	< 0.050	< 0.050	< 0.050	< 0.050	< 0.050	<0.19	< 0.20
Benzo(a)pyrene	0.2	µg/L	< 0.05	< 0.05	< 0.05	< 0.05	< 0.05	< 0.050	< 0.050	< 0.050	< 0.050	< 0.050	<0.19	< 0.20
Benzo(b)fluoranthene	0.2	µg/L	< 0.1	< 0.1	< 0.1	< 0.1	< 0.1	< 0.10	< 0.10	< 0.10	< 0.10	< 0.10	<0.19	< 0.20
Benzo(g,h,i)perylene	10	µg/L	< 0.1	< 0.1	< 0.1	< 0.1	< 0.1	< 0.10	< 0.10	< 0.10	< 0.10	< 0.10	<0.19	< 0.20
Benzo(k)fluoranthene	10	µg/L	< 0.05	< 0.05	< 0.05	< 0.05	< 0.05	< 0.050	< 0.050	< 0.050	< 0.050	< 0.050	<0.19	< 0.20
Chrysene	0.2	µg/L	< 0.05	< 0.05	**0.059**	< 0.05	< 0.05	< 0.050	< 0.050	< 0.050	< 0.050	< 0.050	<0.19	< 0.20
Dibenzo(a,h)anthracene	0.3	µg/L	< 0.1	< 0.1	< 0.1	< 0.1	< 0.1	< 0.10	< 0.10	< 0.10	< 0.10	< 0.10	<0.19	< 0.20
Dibenzofuran	1	µg/L	--	--	--	--	--	--	--	--	--	--	--	--
Fluoranthene	1,000	µg/L	< 0.1	< 0.1	< 0.1	< 0.1	< 0.1	< 0.10	< 0.10	< 0.10	< 0.10	< 0.10	<0.19	< 0.20
Fluorene	1,000	µg/L	< 0.1	< 0.1	< 0.1	< 0.1	< 0.1	< 0.10	< 0.10	< 0.10	< 0.10	< 0.10	<0.19	< 0.20
Indeno(1,2,3-cd)pyrene	0.4	µg/L	< 0.05	< 0.05	< 0.05	< 0.05	< 0.05	< 0.050	< 0.050	< 0.050	< 0.050	< 0.050	<0.19	< 0.20
Naphthalene	20	µg/L	< 0.5	< 0.5	< 0.5	< 0.5	**0.56**	< 500	< 500	**0.6**	< 0.50	< 0.50	<0.19	< 0.20
Phenanthrene	10	µg/L	< 0.05	< 0.05	< 0.05	< 0.05	< 0.05	< 0.50	< 0.50	< 0.050	< 0.050	< 0.050	<0.19	< 0.20
Pyrene	1,000	µg/L	< 0.05	< 0.05	**0.076**	< 0.05	< 0.05	< 0.050	< 0.050	< 0.050	< 0.050	< 0.050	<0.19	< 0.20
Inorganic Compounds														
Aluminum (fume or dust)	*	mg/L	--	--	--	--	--	--	--	--	--	--	--	--
Antimony	0.01	mg/L	< 0.006	< 0.006	< 0.006	< 0.006	< 0.02	< 0.0200	< 0.0200	< 0.0200	< 0.0200	< 0.0200	< 0.020	< 0.020
Arsenic	0.05	mg/L	< 0.05	< 0.05	< 0.05	< 0.05	< 0.05	< 0.0500	< 0.0500	< 0.0500	< 0.0500	< 0.0500	< 0.020	< 0.020
Barium	2	mg/L	**0.0831**	**0.0813**	**0.0615**	**0.0774**	**0.0623**	**0.0576**	**0.0566**	**0.0522**	**0.052**	**0.0498**	**0.061**	**0.063**
Beryllium	0.004	mg/L	< 0.004	< 0.004	< 0.004	< 0.004	< 0.01	< 0.0100	< 0.0100	< 0.0100	< 0.0100	< 0.0100	< 0.0040	< 0.0040
Cadmium	0.005	mg/L	**0.0143**	**0.0184**	< 0.005	**0.00946**	< 0.005	< 0.0050	< 0.0050	< 0.0050	< 0.0050	< 0.0050	< 0.0050	< 0.0050
Calcium metal	*	mg/L	--	--	--	--	--	--	--	--	--	--	--	--
Chromium	0.1	mg/L	< 0.01	< 0.01	< 0.01	< 0.01	< 0.01	< 0.0100	< 0.0100	< 0.0100	< 0.0100	< 0.0100	< 0.010	< 0.010
Cobalt	*	mg/L	--	--	--	--	--	--	--	--	--	--	--	--
Copper	1.3	mg/L	< 0.01	< 0.01	< 0.01	< 0.01	< 0.01	< 0.0100	< 0.0100	< 0.0100	< 0.0100	< 0.0100	< 0.020	< 0.020
Cyanide	0.2	mg/L	< 0.01	< 0.01	< 0.01	< 0.01	< 0.01	< 0.010	< 0.010	< 0.010	< 0.010	< 0.010	< 0.010	< 0.010
Lead	0.015	mg/L	< 0.01	< 0.01	< 0.01	< 0.01	< 0.01	< 0.0100	< 0.0100	< 0.0100	< 0.0100	< 0.0100	< 0.010	< 0.010
Magnesium	*	mg/L	--	--	--	--	--	--	--	--	--	--	--	--
Mercury	0.002	mg/L	< 0.0002	< 0.0002	< 0.0002	< 0.0002	**0.00042**	0.00036	0.00036	**0.00037**	**0.00036**	**0.00062**	**0.00025**	**0.00021**
Nickel	0.1	mg/L	< 0.02	< 0.02	< 0.02	< 0.02	< 0.02	< 0.0200	< 0.0200	< 0.0200	< 0.0200	< 0.0200	< 0.040	< 0.040
Potassium	*	mg/L	--	--	--	--	--	--	--	--	--	--	--	--
Selenium	0.05	mg/L	< 0.02	< 0.02	< 0.02	< 0.02	< 0.02	< 0.0200	< 0.0200	< 0.0200	< 0.0200	< 0.0200	< 0.020	< 0.020
Sodium	*	mg/L	--	--	--	--	--	--	--	--	--	--	--	--
Thallium	0.002	mg/L	< 0.002	< 0.002	< 0.002	< 0.002	< 0.02	< 0.0200	< 0.0200	< 0.0200	< 0.0200	< 0.0200	< 0.0010	< 0.0010
Vanadium (fume or dust)	0.2	mg/L	< 0.01	< 0.01	< 0.01	< 0.01	< 0.01	< 0.0100	< 0.0100	< 0.0100	< 0.0100	< 0.0100	< 0.010	< 0.010
Zinc	2	mg/L	**0.0292**	**0.0332**	< 0.02	**0.029**	< 0.02	< 0.0200	< 0.0200	< 0.0200	< 0.0200	**0.0231**	< 0.020	< 0.020

Chemical Name	MW-401SAP 1/18/2012	MW-401SAP 7/6/2011	MW-401SAP 1/17/2011	MW-401SAP 7/20/2010	MW-401SAP 1/6/2010	MW-401SAP 7/23/2009	MW-401SAP 1/13/2009	MW-401SAP 7/17/2008	MW-401SAP 1/8/2008	MW-401SAP 7/11/2007	MW-401SAP 2/13/2007	MW-401SAP 7/13/2006	MW-401SAP 1/13/2006
	Post-ISCO												
Field Parameters													
Conductivity	0.348	0.305	2.55	0.364	0.315	0.336	1.07	0.539	0.485	0.39	0.355	0.351	--
Dissolved Oxygen (YSI)	0.78	3.22	5.98	6.04	12.6	7.58	198	1.39	0.49	2.31	0.47	2.3	--
Oxidation Reduction Potential	230.8	155.4	206.1	155.5	63.4	167	5.73	170	329.4	238.7	258	96.7	--
pH	2.99	5.40	0.256	6.24	8.07	6.01	0.318	6.04	5.92	5.88	5.9	6.00	--
Temperature	19.05	26.87	15.7	31.64	16.15	25.11	20.14	25.12	21.35	23.06	20.39	21.4	--
Turbidity	0.78	7.37	9.02	26.0	9.50	2.7	0.85	9.9	2.14	3.24	0.46	1.41	--
Monitored Natural Attenuation Parameters													
Carbon Dioxide	1000 B	910 * B	850 *	670 B	550	940	720	970	< 1000	< 1000	--	720	--
Iron	--	--	--	--	--	--	--	--	--	--	--	0.1 U	0.104
Iron, as Ferrous (Fe+2)	0.025 J HF	< 0.025 HF	< 0.025 HF	< 0.10 HF	< 0.10 HF	< 0.10 HF	< 0.10 HF	< 0.10	< 0.10	< 0.10	< 0.1	0.1 U	--
Manganese, Total	--	--	--	--	--	--	--	--	--	--	--	0.0177	0.0857
Manganese, Dissolved	--	--	--	--	--	--	--	--	--	--	--	0.005 U	--
Methane	< 0.29	< 0.29	< 0.19	< 0.19	0.29	0.20	0.43	0.10 J	0.13	2.0	0.32	1.2	--
Nitrate	3.8	2.4	12	12	14	11	3.1	25	5.2	3.5	5.3	3	--
Nitrogen	--	--	--	--	--	--	--	--	--	--	--	16	--
Nitrogen, ammonia (as N)	--	--	--	--	--	--	--	--	--	--	--	0.2 U	--
Oxygen	1.3	1.6	1.5	1.6	1.5	1.1	1.2	1.2	2.4	2.9	2.3	4.2	--
Sulfate	44	33	34	33	33	39	42	57	57	45	55	44	--
Sulfide	--	--	--	--	--	--	--	--	--	--	--	2 U	--
Volatile Organic Compounds													
Acetone	< 5.0	< 5.0	< 5.0	< 100	< 100	< 100	< 100	< 100	< 50	< 50	< 50	50 U	67 U
Benzene	< 0.25	< 0.25	< 0.25	< 5.0	< 5.0	< 5.0	< 5.0	< 5.0	< 5.0	< 5	< 5	5 U	6.7 U
Carbon Disulfide	< 0.60	< 0.60	< 0.60	< 5.0	< 5.0	< 5.0	< 5.0	< 5.0	< 5.0	< 5	< 5	5 U	6.7 U
Ethylbenzene	< 0.11	< 0.11	< 0.11	< 5.0	< 5.0	< 5.0	< 5.0	< 5.0	< 5.0	< 5	< 5	5 U	6.7 U
Methylene Chloride	< 1.0	**2.7 J B**	< 1.0	< 5.0	< 5.0	< 5.0	< 5.0	< 5.0	< 5.0	< 5	< 5	5 U	6.7 U
Toluene	< 0.33	< 0.33	< 0.33	< 5.0	< 5.0	< 5.0	< 5.0	< 5.0	< 5.0	< 5	< 5	5 U	6.7 U
Trichloroethylene	**8.7**	**1.4 J**	**1.6 J**	**1.3 J**	< 5.0	< 5.0	**1.1 J**	**2.6 J**	< 5.0	< 5	< 5	5 U	6.7 U
Xylenes, total	< 0.20	< 0.20	< 0.20	< 5.0	< 5.0	< 5.0	< 5.0	< 5.0	< 5.0	< 5	< 5	5 U	13 U
Semivolatile Organic Compounds													
2-Methylnaphthalene	--	--	--	--	--	--	--	--	--	--	--	--	0.2 U
Acenaphthene	< 0.099	< 0.096	< 0.11	< 0.19	< 0.20	< 0.19	< 0.19	< 0.19	< 10	< 10	< 10	10 U	0.2 U
Acenaphthylene	< 0.099	< 0.096	< 0.11	0.14 J	< 0.20	< 0.19	< 0.19	< 0.19	< 10	< 10	< 10	10 U	0.2 U
Anthracene	< 0.099	< 0.096	< 0.11	< 0.19	< 0.20	< 0.19	< 0.19	< 0.19	< 10	< 10	< 10	10 U	0.2 U
Benz(a)anthracene	< 0.099	< 0.096	< 0.11	< 0.19	< 0.20	< 0.19	< 0.19	< 0.19	< 0.050	< 0.05	< 0.05	0.05 U	0.2 U
Benzo(a)pyrene	< 0.099	< 0.096	< 0.11	< 0.19	< 0.20	< 0.19	< 0.19	< 0.19	< 0.050	< 0.05	< 0.05	0.05 U	0.2 U
Benzo(b)fluoranthene	< 0.099	< 0.096	< 0.11	< 0.19	< 0.20	< 0.19	< 0.19	< 0.19	< 0.10	< 0.1	< 0.1	0.1 U	0.2 U
Benzo(g,h,i)perylene	< 0.099	< 0.096	< 0.11	< 0.19	< 0.20	< 0.19	< 0.19	< 0.19	< 10	< 10	< 10	10 U	0.2 U
Benzo(k)fluoranthene	< 0.099	< 0.096	< 0.11	< 0.19	< 0.20	< 0.19	< 0.19	< 0.19	< 10	< 10	< 10	10 U	0.2 U
Chrysene	< 0.045	< 0.043	< 0.049	< 0.19	< 0.20	< 0.19	< 0.19	< 0.19	< 0.050	< 0.05	< 0.05	0.05 U	0.2 U
Dibenzo(a,h)anthracene	< 0.099	< 0.096	< 0.11	< 0.19	< 0.20	< 0.19	< 0.19	< 0.19	< 0.10	< 0.1	< 0.1	0.1 U	0.2 U
Dibenzofuran	--	--	--	--	--	--	--	--	--	--	--	--	1.0 U
Fluoranthene	< 0.099	< 0.096	< 0.11	< 0.19	< 0.20	< 0.19	< 0.19	< 0.19	< 10	< 10	< 10	10 U	0.2 U
Fluorene	< 0.099	< 0.096	< 0.11	< 0.19	< 0.20	< 0.19	< 0.19	< 0.19	< 10	< 10	< 10	10 U	0.2 U
Indeno(1,2,3-cd)pyrene	< 0.099	< 0.096	< 0.11	< 0.19	< 0.20	< 0.19	< 0.19	< 0.19	< 0.050	< 0.05	< 0.05	0.05 U	0.2 U
Naphthalene	< 0.099	< 0.096	< 0.11	< 0.19	< 0.20	< 0.19	**0.033 J**	**0.19**	< 10	< 10	< 10	10 U	0.2 U
Phenanthrene	< 0.099	< 0.096	< 0.11	< 0.19	< 0.20	< 0.19	< 0.19	< 0.19	< 10	< 10	< 10	10 U	0.2 U
Pyrene	< 0.099	< 0.096	< 0.11	< 0.19	< 0.20	< 0.19	< 0.19	< 0.19	< 10	< 10	< 10	10 U	0.2 U
Inorganic Compounds													
Aluminum (fume or dust)	--	--	--	--	--	--	--	--	--	--	--	--	0.2 U
Antimony	< 0.0053	< 0.0053	< 0.0053	< 0.020	< 0.020	< 0.020	< 0.020	< 0.020	< 0.0200	< 0.02	< 0.02	0.02 U	0.01 U
Arsenic	< 0.0046	< 0.0046	< 0.0046	< 0.020	< 0.020	< 0.020	< 0.010	< 0.010	<0.0500	< 0.05	< 0.05	0.05 U	0.01 U
Barium	**0.075**	**0.083**	**0.10**	**0.086**	**0.082**	**0.075**	**0.077**	**0.064**	**0.0790**	**0.0653**	**0.0770**	**0.0705**	0.2 U
Beryllium	< 0.00020	< 0.00020	< 0.00020	< 0.0040	< 0.0040	< 0.0040	< 0.0040	< 0.0040	< 0.0100	< 0.010	< 0.010	0.01 U	0.005 U
Cadmium	< 0.0020	< 0.0020	< 0.0020	< 0.0050	< 0.0050	< 0.0050	< 0.0050	< 0.0050	< 0.0050	< 0.005	< 0.005	0.005 U	0.002 U
Calcium metal	--	--	--	--	--	--	--	--	--	--	--	--	**16**
Chromium	< 0.0012	< 0.0012	**0.0015 J**	< 0.010	< 0.010	< 0.010	**0.0015 J**	**0.0021 J**	< 0.0100	< 0.010	< 0.010	0.01 U	0.005 U
Cobalt	--	--	--	--	--	--	--	--	--	--	--	--	0.007 U
Copper	< 0.0019	< 0.0019	< 0.0019	**0.0025 J**	< 0.020	< 0.020	< 0.020	< 0.020	< 0.0100	< 0.010	< 0.010	0.01 U	0.025 U
Cyanide	< 0.0050	< 0.0050	< 0.0050	< 0.010	< 0.010	< 0.010	0.012	< 0.010	< 0.010	< 0.010	< 0.002	0.01 U	0.01 U
Lead	< 0.0040	< 0.0040	< 0.0040	< 0.010	< 0.010	< 0.010	< 0.0050	< 0.0050	< 0.0100	< 0.010	< 0.010	0.01 U	0.003 U
Magnesium	--	--	--	--	--	--	--	--	--	--	--	--	**7.43**
Mercury	< 0.000091	< 0.000091	< 0.000091	< 0.00020	< 0.00020	< 0.00020	< 0.00020	< 0.00020	< 0.00020	< 0.0002	< 0.0002	0.0002 U	0.0002 U
Nickel	< 0.0023	< 0.0023	< 0.0023	**0.0046 J**	< 0.040	< 0.040	< 0.040	< 0.040	< 0.0200	< 0.02	< 0.02	0.02 U	0.04 U
Potassium	--	--	--	--	--	--	--	--	--	--	--	--	5 U
Selenium	< 0.0064	< 0.0064	< 0.0064	< 0.020	< 0.020	< 0.020	< 0.010	< 0.010	< 0.0200	< 0.02	< 0.02	0.02 U	0.005 U
Sodium	--	--	--	--	--	--	--	--	--	--	--	--	**74.9**
Thallium	< 0.00025	< 0.00025	< 0.00025	< 0.0010	< 0.0010	< 0.0010	< 0.0010	< 0.0010	< 1.00	< 1.00	< 1	0.001 U	0.001 U
Vanadium (fume or dust)	< 0.0024	< 0.0024	< 0.0024	< 0.010	< 0.010	< 0.010	< 0.010	< 0.010	< 0.0100	< 0.010	< 0.010	0.01 U	0.007 U
Zinc	**0.0094 J**	**0.011 J**	**0.010 J**	**0.012 J**	< 0.020	< 0.020	< 0.020	< 0.020	< 0.0200	< 0.02	< 0.02	0.02 U	0.02 U

Chemical Name	MW-401SAP 7/19/2005	MW-401SAP 1/18/2005	MW-401SAP 7/12/2004	MW-401SAP 1/23/2004	MW-401SAP 7/15/2003	MW-401SAP 1/17/2003	MW-401SAP 7/16/2002	MW-401SAP 1/18/2002	MW-401SAP 7/17/2001	MW-401SAP 1/24/2001
	Pre-ISCO									
Field Parameters										
Conductivity	--	--	--	--	--	--	--	--	--	--
Dissolved Oxygen (YSI)	--	--	--	--	--	--	--	--	--	--
Oxidation Reduction Potential	--	--	--	--	--	--	--	--	--	--
pH	--	--	--	--	--	--	--	--	--	--
Temperature	--	--	--	--	--	--	--	--	--	--
Turbidity	--	--	--	--	--	--	--	--	--	--
Monitored Natural Attenuation Parameters										
Carbon Dioxide	--	--	--	--	--	--	--	--	--	--
Iron	0.1 U	0.05 U	2.6	0.33	0.28	2.5	0.19	0.43	0.66	3.6
Iron, as Ferrous (Fe+2)	--	--	--	--	--	--	--	--	--	--
Manganese, Total	0.131	0.36	0.17	0.15	0.04	0.25	0.06	0.21	0.13	0.47
Manganese, Dissolved	--	--	--	--	--	--	--	--	--	--
Methane	--	--	--	--	--	--	--	--	--	--
Nitrate	--	--	--	--	--	--	--	--	--	--
Nitrogen	--	--	--	--	--	--	--	--	--	--
Nitrogen, ammonia (as N)	--	--	--	--	--	--	--	--	--	--
Oxygen	--	--	--	--	--	--	--	--	--	--
Sulfate	--	--	--	--	--	--	--	--	--	--
Sulfide	--	--	--	--	--	--	--	--	--	--
Volatile Organic Compounds										
Acetone	62 U	25 U	25 U	25 U	25 U	25 U	**18 J**	**700 D**	25 U	25 U
Benzene	2.5 U	1.0 U	1.0 U	1.0 U	1.0 U	**0.96 J**	1.0 U	1.0 U	1.0 U	**5.1**
Carbon Disulfide	2.5 U	1.0 U	1.0 U	1.0 U	1.0 U	1.0 U	1.0 U	1.0 U	1.0 U	1.0 U
Ethylbenzene	2.5 U	1.0 U	1.0 U	1.0 U	1.0 U	1.0 U	1.0 U	1.0 U	1.0 U	1.0 U
Methylene Chloride	12 U	5.0 U	5.0 U	5.0 U	5.0 U	5.0 U	5.0 U	5.0 U	5.0 U	5.0 U
Toluene	2.5 U	1.0 U	1.0 U	1.0 U	1.0 U	1.0 U	**0.38 J**	1.0 U	1.0 U	**0.7 J**
Trichloroethylene	2.5 U	1.0 U	1.0 U	1.0 U	1.0 U	1.0 U	1.0 U	1.0 U	1.0 U	1.0 U
Xylenes, total	5.0 U	2.0 U	2.0 U	2.0 U	2.0 U	2.0 U	2.0 U	2.0 U	2.0 U	**0.16 J**
Semivolatile Organic Compounds										
2-Methylnaphthalene	0.2 U	0.2 U	0.2 U	0.2 U	10 U	10 U	10 U	10 U	10 U	10 U
Acenaphthene	0.2 U	0.2 U	0.2 U	0.2 U	10 U	10 U	10 U	10 U	10 U	10 U
Acenaphthylene	0.2 U	0.2 U	0.2 U	0.2 U	10 U	10 U	10 U	10 U	10 U	10 U
Anthracene	0.2 U	0.2 U	0.2 U	0.2 U	10 U	10 U	10 U	10 U	10 U	10 U
Benz(a)anthracene	0.2 U	0.2 U	0.2 U	0.2 U	10 U	10 U	10 U	10 U	10 U	10 U
Benzo(a)pyrene	0.2 U	0.2 U	0.2 U	0.2 U	10 U	10 U	10 U	10 U	10 U	10 U
Benzo(b)fluoranthene	0.2 U	0.2 U	0.2 U	0.2 U	10 U	10 U	10 U	10 U	10 U	10 U
Benzo(g,h,i)perylene	0.2 U	0.2 U	0.2 U	0.2 U	10 U	10 U	10 U	10 U	10 U	10 U
Benzo(k)fluoranthene	0.2 U	0.2 U	0.2 U	0.2 U	10 U	10 U	10 U	10 U	10 U	10 U
Chrysene	0.2 U	0.2 U	0.2 U	0.2 U	10 U	10 U	10 U	10 U	10 U	10 U
Dibenzo(a,h)anthracene	0.2 U	0.2 U	0.2 U	0.2 U	10 U	10 U	10 U	10 U	10 U	10 U
Dibenzofuran	0.2 U	0.2 U	0.2 U	0.2 U	10 U	10 U	10 U	10 U	10 U	10 U
Fluoranthene	0.2 U	0.2 U	0.2 U	0.2 U	10 U	10 U	10 U	10 U	10 U	10 U
Fluorene	0.2 U	0.2 U	0.2 U	0.2 U	10 U	10 U	10 U	10 U	10 U	10 U
Indeno(1,2,3-cd)pyrene	0.2 U	0.2 U	0.2 U	0.2 U	10 U	10 U	10 U	10 U	10 U	10 U
Naphthalene	**0.54**	**0.37**	0.2 U	**0.54**	10 U	**3.4 J**	10 U	10 U	10 U	**19**
Phenanthrene	0.2 U	0.2 U	0.2 U	0.2 U	10 U	10 U	10 U	10 U	10 U	**0.38 J**
Pyrene	0.2 U	0.2 U	0.2 U	0.2 U	10 UJ	10 U	10 U	10 U	10 U	10 U
Inorganic Compounds										
Aluminum (fume or dust)	0.2 U	0.2 U	**2.3**	**0.3**	**0.5**	**3.3**	**0.27**	0.63 U	**1.2 N**	**6.4**
Antimony	0.006 U	0.02 U	0.006 U	0.02 U	0.02 U	0.02 U	0.02 U	0.02 U	0.02 U	0.02 U
Arsenic	0.01 U	0.01 U	0.01 U	0.01 U	0.01 U	0.01 U	0.01 U	0.01 U	**0.0032 B**	**0.0032 B**
Barium	**0.0614**	**0.062**	**0.069**	**0.049**	**0.04**	**0.065**	**0.053**	**0.077**	**0.078**	**0.074**
Beryllium	0.004 U	0.004 U	0.004 U	0.004 U	0.004 U	0.004 U	0.004 U	0.004 U	0.004 U	0.004 U
Cadmium	0.005 U	0.005 U	0.005 U	0.005 U	0.005 UJ	0.005 U	0.005 U	0.005 U	0.005 U	0.005 U
Calcium metal	**18.2**	**17**	**23**	**15**	**15**	**15**	**12**	**14**	**14**	**12**
Chromium	0.01 U	0.01 U	0.01 U	0.01 U	0.01 UJ	**0.0042 B**	0.01 U	0.01 U	0.01 U	**0.0047 B**
Cobalt	0.01 U	0.01 U	0.01 U	0.01 U	0.01 UJ	0.01 U	0.01 U	0.01 U	0.01 U	**0.0035 B**
Copper	0.02 U	0.02 U	0.02 U	0.02 U	0.02 U	**0.0057 B**	0.02 U	**0.0019 B**	0.02 U	**0.0026 B**
Cyanide	0.01 U	0.01 U	0.01 U	0.01 U	0.015 U	0.01 U	0.01 U	0.01 U	0.01 U	0.01 U
Lead	0.005 U	0.005 U	**0.0081**	0.005 U	0.005 UJ	0.005 U	0.005 U	0.005 U	0.005 U	0.005 U
Magnesium	**7.67**	**7**	**7**	**6**	**6.7**	**7.1**	**5.7**	**6.6**	**6.4**	**6.2**
Mercury	**0.0005**	**0.00085 F4**	0.0002 U	0.0002 U	0.0002 U	**0.000098 B**	0.0002 U	0.0002 U	0.0002 U	0.00020 U
Nickel	0.04 U	0.04 U	0.04 U	0.04 U	0.04 UJ	0.04 U	0.04 U	0.04 U	0.04 U	0.04 U
Potassium	**2.8**	**3.1**	**3.5**	**2.6**	**3.4**	**2.8**	**2.5**	**2.6**	**2.7**	**2.7**
Selenium	0.01 U	0.01 U	0.01 U	0.01 U	0.01 U	0.01 U	**0.0054 B**	0.01 U	0.01 U	**0.0045 B**
Sodium	**92**	**100**	**88**	**120**	**100**	**120**	**110**	**120**	**140**	**180**
Thallium	0.001 U	0.002 U	0.001 U	0.001 U	0.002 U	0.002 U	0.002 UW	0.002 UJ	0.002 UN	0.002 U
Vanadium (fume or dust)	0.01 U	0.01 U	0.01 U	0.01 U	0.01 UJ	**0.0066 B**	0.01 U	0.01 U	0.01 U	**0.0085 B**
Zinc	0.02 U	0.02 U	0.02 U	0.02 U	**0.03**	**0.029**	0.02 U	**0.0092 B**	**0.0068 B**	**0.021**

Notes:
* - Not a HSRA regulated compound
ISCO - *in-situ* chemical oxidation
RRS - Risk Reduction Standard

Data Qualifier Defintions:
-- - Not analyzed
B (Inorganics) - Estimated analyte concentration
D - Analyte concentration reported from secondary dilution
DB - Analyte concentration reported from secondary dilution; analyte detected in method blank
H - Holding time exceeded for sample
J - Estimated analyte concentration
JB (Organic) - Estimated analyte concentration; analyte detected in method blank
Bold = Exceeds the laboratory detection limit
Bold and shaded - Analyte concentration exceeds the Type 1 RRS
JM (Organic) - Estimated analyte concentration; spike sample recovery outside control limits
M (Organic) - Spike sample recovery outside control limits
N - Spike sample recovery outside of control limits
R - Sample data results rejected due to deficiencies in the ability to meet quality control standards
< - Analyte not detected at referenced detection limit
U - Analyte not detected at referenced detection limit
UJ - Analyte not detected; low method bias and/or matrix interference
UN - Analyte not detected; spiked sample recovery outside of control limits
UR - Analyte not detected; data rejected
UWN - Analyte not detected; post digestion spike and spike sample recovery outside control limits

Appendix E-3
Summary of Historical Ground Water Sampling Data - Decommissioned Wells
Atlanta Gas Light Company
Former Manufactured Gas Plant Site
Augusta, Ga

Chemical Name	Type 1 Risk Reduction Standard	Location ID	MW-502D	MW-502D	MW-502D	MW-502D	MW-502D	MW-502D	MW-502D	MW-502D	MW-502D	MW-502D	MW-502D	MW-502D	MW-502D	MW-502D	MW-502D	MW-502D	MW-502D	MW-502D	MW-502D	MW-502D
		Sample Date	1/14/2014	1/14/14 DUP	1/10/2013	1/13/13 DUP	7/25/2012	7/20/12 DUP	1/19/2011	01/11/11 DUP	7/7/2011	1/19/2011	7/19/2010	1/12/2010	1/10/10 DUP	7/23/2009	1/21/2009	7/21/2008	1/8/2008	7/10/2007	07/07/07 DUP	2/14/2007
		Unit	Post-ISCO																			
Field Parameters																						
Conductivity	*	mS/cm	0.626	0.626	1.157	1.157	0.707	0.707	0.690	0.690	0.693	0.890	0.800	0.709	0.709	0.69	0.350	0.677	0.819	0.642	0.642	0.794
Dissolved Oxygen (YSI)	*	mg/L	0.27	0.27	0.33	0.33	0.66	0.66	1.00	1.00	0.30	6.11	0.46	0.15	0.15	0.08	5.95	0.28	0.23	0.41	0.41	1.66
Oxidation Reduction Potential	*	mV	-48.5	-48.5	-106.8	-106.8	-46.0	-46.0	-43.7	-43.7	-27.0	-60.6	-87.4	-18.2	-18.2	-40.9	-40	-48.7	-48.1	-12.0	-12.0	-30
pH	*	SU	6.02	6.02	6.52	6.52	6.12	6.12	6.04	6.04	5.46	0.713	6.25	6.73	6.73	5.9	0.629	5.86	5.88	5.88	5.88	6.02
Temperature	*	Celsius	20.32	20.32	15.30	15.30	23.85	23.85	21.50	21.50	25.93	19.65	27.39	17.29	17.29	23.33	18.42	25.86	21.87	23.16	23.16	20.39
Turbidity	*	NTU	8.70	8.70	79.30	79.30	>999	>999	9.70	9.70	67.6	289	67	NM	NM	6.5	3	9.36	63.2	68.3	68.3	2.34
Monitored Natural Attenuation Parameters																						
Carbon Dioxide	*	µg/L	621	713	270	270	400	370	7,100 B	7,000 B	5,500 B	4,600	4,500 B	4,700	4,300	4,600	4,400	3,900	< 1000	< 1000	< 1000	--
Iron, as Ferrous (Fe+2)	*	mg/L	45	52.5	14 HF	14 HF	48 HF	44 HF	52 HF	55 HF	56 HF	28 HF	50 HF	59 HF	59 HF	59 HF	36 HF	31	78.0	67.6	70.5	76.2
Methane	*	µg/L	8,700	16,000	10,000	9,500	9,300	11,000	7,100	7,800	6,500	8300	7400	14000	14000	12000	10000	3300	9,100	11,000	12,000	15,000
Nitrate	*	mg/L	< 0.25	< 0.25	< 2.5	< 2.5	< 0.25	< 0.25	< 0.25	< 0.25	< 0.075	< 0.36	< 1.1	< 1.1	< 1.1	< 1.1	< 0.050	< 0.50	< 0.25	< 0.25	< 0.25	< 0.25
Oxygen	*	mg/L	< 1.00	1.01 H	2.0	2.3	1.5	2.1	1.2	1.1	0.82	0.84	0.81	0.74	0.87	0.53	0.75	0.49	0.73	1.0	0.72	0.24 J
Sulfate	*	mg/L	< 1.0	< 1.0	< 100	< 100	< 5.0	< 5.0	< 2.6	< 2.6	< 2.6	< 2.6	< 5.0	< 5.0	< 5.0	< 5.0	< 5.0	< 5.0	< 1.0	1.3	< 1.0	< 1
Volatile Organic Compounds																						
Acetone	4,000	µg/L	< 50	< 50	< 2,000	< 2,000	< 2,000	< 100	< 100	< 250	< 100	< 100	< 1000	< 2000	< 2000	< 2000	< 2000	< 1000	**120**	< 5,000 J	< 5,000 J	< 50
Benzene	5	µg/L	**430**	**450**	**430**	**400**	**410**	**370 D**	**440**	**510**	**420**	**530**	**430**	**720**	**690**	**500**	**430**	**680**	**1,300**	**660**	**660**	**1,000**
Carbon Disulfide	4,000	µg/L	< 5.0	< 5.0	< 100	<100	< 100	< 5.0	< 12	< 30	< 12	< 12	< 50	< 100	< 100	< 100	< 100	< 50	< 5.0	< 5	< 5	< 5
Ethylbenzene	700	µg/L	**1,500**	**1,600**	**2,600**	**2,700**	**1,100**	**850 D**	**1,600**	**1,600**	**1,400**	**1,700**	**1000**	**1900**	**1800**	**1400**	**1100**	**1800**	**1,400**	**2,400**	**2,400**	**3,300**
Methylene Chloride	5	µg/L	< 5.0	< 5.0	< 100	<100	< 100	< 5.0	< 20	< 50	< 20	< 20	< 100	< 100	< 100	< 100	< 100	< 50	< 5.0	< 5	< 5	< 5
Toluene	1,000	µg/L	**67**	**69**	**170**	**210**	< 100	**54**	**72 J**	**120 J**	**110**	**140**	**120**	**250**	**230**	**160**	**170**	**280**	**310**	**390**	**400**	**860**
Trichloroethylene	5	µg/L	< 5.0	< 5.0	< 100	<100	< 100	< 5.0	< 2.6	< 6.5	< 2.6	< 2.6	< 50	< 100	< 100	< 100	< 100	< 50	< 5.0	< 5	< 5	< 5
Xylenes, total	2,000	µg/L	**1,000**	**1,100**	**2,400**	**2,600**	**780**	**520**	**1,200**	**1,200**	**1,100**	**1,600**	**880**	**1800**	**1800**	**1200**	**1000**	**1600**	**2,100**	**2,300**	**2,400**	**3,700**
Semivolatile Organic Compounds																						
Acenaphthene	2,000	µg/L	**130**	**130**	**3,800**	**6,200**	< 190	190	**200**	**180**	**140**	**4,300**	**110**	**570**	**120**	**110**	**63**	**49**	**83**	**79**	**92**	**110**
Acenaphthylene	10	µg/L	**13**	**13**	**1,900**	**3,100**	< 190	< 190	**67**	**39**	**88**	**2,700**	**53**	**640**	**130**	**82**	**44**	**46**	**64**	**61**	**71**	**130**
Anthracene	10	µg/L	**7.4**	**7.4**	**2,000**	**3,200**	< 190	< 190	**43**	**11**	**39**	**2,800**	**14**	**400**	**49**	**22**	6.5 J	4.4	< 10	< 10	< 10	< 10
Benz(a)anthracene	0.1	µg/L	**1.5**	**1.6**	**1,300**	**2,100**	< 190	< 190	**35**	**2.9**	**25**	**1,300**	**6.6**	**210**	<19	**12**	< 38	< 4.2	**1.1**	**1.0**	**1.1**	**0.14**
Benzo(a)pyrene	0.2	µg/L	**1.4**	**1.4**	**1,100**	**1,900**	< 190	< 190	**35**	**3.0**	**20**	**1,200**	**5.4**	**190**	<19	**7.9**	< 38	< 4.2	**0.85**	**0.53**	**0.59**	**0.16**
Benzo(b)fluoranthene	0.2	µg/L	**1**	**1**	**1,100**	**1,800**	< 190	< 190	**27**	**2.4**	< 2.0	**520**	< 1.9	<100	<19	**7.9**	< 38	< 4.2	**0.58**	**0.48**	**0.51**	**0.1**
Benzo(g,h,i)perylene	10	µg/L	**0.61**	**0.61**	**330**	**530**	< 190	< 190	**14**	**1.5 J**	**5.7**	**380**	1.7 J	<100	<19	< 3.8	< 38	< 4.2	< 10	< 10	< 10	< 10
Benzo(k)fluoranthene	10	µg/L	**0.4**	**0.47**	<21	<22	< 190	< 190	**13**	**1.1 J**	**16**	**720**	**3.3**	<100	<19	< 3.8	< 38	< 4.2	< 10	< 10	< 10	< 10
Chrysene	0.2	µg/L	**1.1**	**1.2**	**960**	**1,600**	< 190	< 190	**28**	**2.6**	**19**	**1,100**	**5.3**	**190**	<19	**10**	< 38	< 4.2	**0.78**	**0.58**	**0.62**	**0.16**
Dibenzo(a,h)anthracene	0.3	µg/L	**0.13**	**0.14**	**130**	<22	< 190	< 190	**4.5**	< 1.1	**2.1 J**	< 110	< 1.9	<100	<19	< 3.8	< 38	< 4.2	<0.1	<0.1	< 10	< 0.1
Fluoranthene	1,000	µg/L	**4.1**	**4**	**2,400**	**3,800**	< 190	< 190	**53**	**7.9**	**37**	**2,500**	**12**	**410**	**36**	**23**	**4.0 J**	**1.6**	< 10	< 10	< 10	< 10
Fluorene	1,000	µg/L	**38**	**38**	**3,000**	**5,100**	< 190	< 190	**92**	**63**	**130**	**4,600**	**55**	**650**	**82**	**67**	**25 J**	**25**	**34**	**34**	**40**	**50**
Indeno(1,2,3-cd)pyrene	0.4	µg/L	**0.49**	**0.51**	**330**	**480**	< 190	< 190	**12**	**1.3 J**	**5.5**	**310**	1.5 J	<100	<19	< 3.8	< 38	< 4.2	**0.30**	**0.22**	**0.23**	**0.11**
Naphthalene	20	µg/L	**4,900**	**4,300**	**29,000**	**50,000**	**4,100**	**4,700**	**6,300**	**7,700**	**3,900**	**46,000**	**3,400**	**9,200**	**6,100**	**5,200**	**3,100**	**3,300**	**4,300**	**4,100**	**4,000**	**4,800**
Phenanthrene	10	µg/L	**38**	**37**	**7,700**	**13,000**	< 190	< 190	**170**	**65**	**170**	**7,800**	**67**	**1,200**	**140**	**89**	**30 J**	**23**	**34**	**31**	**37**	**51**
Pyrene	1,000	µg/L	**6.3**	**6.3**	**3,700**	**6,100**	< 190	< 190	**68**	**10**	**72**	**3,800**	**20**	**670**	**47**	**40**	5.4 J	**2.4**	< 10	< 10	< 10	< 10
Inorganic Compounds																						
Antimony	0.01	mg/L	< 0.0200	< 0.0200	< 0.020	< 0.020	< 0.020	< 0.020	< 0.0053	< 0.0053	< 0.0053	< 0.0053	**0.0070 J**	< 0.020	< 0.020	< 0.020	< 0.020	< 0.020	< 0.0200	< 0.02	< 0.02	< 0.02
Arsenic	0.05	mg/L	< 0.0500	< 0.0500	< 0.020	< 0.020	< 0.020	< 0.020	< 0.0046	< 0.0046	< 0.0046	< 0.0046	< 0.020	< 0.020	< 0.020	< 0.020	< 0.010	< 0.010	< 0.0500	< 0.05	< 0.05	< 0.05
Barium	2	mg/L	**0.671**	**0.665**	**0.59**	**0.58**	**0.68**	**0.67**	**0.66**	**0.71**	**0.64**	**0.63**	**0.74**	**0.68**	**0.69**	**0.74**	**0.66**	**0.68**	**0.612**	**0.648**	**0.632**	**0.694**
Beryllium	0.004	mg/L	< 0.0100	< 0.0100	< 0.0040	< 0.0040	< 0.0040	< 0.0040	< 0.00020	< 0.00020	< 0.00020	**0.00050 J**	**0.00052 J**	< 0.0040	< 0.0040	< 0.0040	< 0.0040	**0.00020 J**	< 0.0100	< 0.010	< 0.010	< 0.010
Cadmium	0.005	mg/L	< 0.0050	< 0.0050	< 0.0050	< 0.0050	< 0.0050	< 0.0050	< 0.0020	< 0.0020	< 0.0020	< 0.0020	< 0.0050	< 0.0050	< 0.0050	< 0.0050	< 0.0050	0.00062	< 0.0050	< 0.005	< 0.005	< 0.005
Chromium	0.1	mg/L	< 0.0100	< 0.0100	< 0.010	< 0.010	< 0.010	< 0.010	**0.0019 J**	**0.0020 J**	**0.0045 J**	**0.0085 J**	**0.023**	<0.010	<0.010	**0.046**	**0.0017 JB**	**0.0021 J**	< 0.0100	< 0.010	< 0.010	< 0.010
Copper	1.3	mg/L	< 0.0100	< 0.0100	< 0.020	< 0.020	< 0.020	< 0.020	< 0.0019	< 0.0019	**0.0027 J**	**0.0080 JB**	**0.015 J**	<0.020	<0.020	**0.039**	< 0.020	< 0.020	< 0.0100	< 0.010	< 0.010	< 0.010
Cyanide	0.2	mg/L	**0.012**	**0.018**	**0.013**	**0.012**	**0.011**	**< 0.010**	**0.0080 J**	**0.010**	**0.014**	**0.012**	**0.01**	**0.016**	**0.013**	**0.018**	**0.012**	**0.014**	**0.013**	< 0.010	< 0.010	0.008
Lead	0.015	mg/L	< 0.0100	< 0.0100	< 0.010	< 0.010	< 0.010	< 0.010	< 0.0040	< 0.0040	< 0.0040	< 0.0040	< 0.010	< 0.010	< 0.010	< 0.010	< 0.0050	< 0.0050	< 0.0100	< 0.010	< 0.010	< 0.010
Mercury	0.002	mg/L	< 0.00020	< 0.00020	< 0.00020	< 0.00020	< 0.00020	< 0.00020	< 0.000091	< 0.000091	< 0.000091	< 0.000091	< 0.00020	< 0.00020	< 0.00020	< 0.00020	< 0.00020	< 0.00020	< 0.00020	< 0.0002	< 0.0002	< 0.0002
Nickel	0.1	mg/L	< 0.0200	< 0.0200	< 0.040	< 0.040	< 0.040	< 0.040	< 0.0023	< 0.0023	**0.0049 J**	**0.0047 J**	**0.0072 J**	< 0.040	< 0.040	< 0.040	**0.0017 J**	**0.0030 J**	< 0.0200	< 0.02	< 0.02	< 0.02
Selenium	0.05	mg/L	< 0.0200	< 0.0200	< 0.020	< 0.020	< 0.020	< 0.020	< 0.0064	< 0.0064	< 0.0064	< 0.0064	< 0.020	< 0.020	< 0.020	< 0.020	< 0.010	< 0.010	< 0.0200	< 0.02	< 0.02	< 0.02
Thallium	0.002	mg/L	< 0.0200	< 0.0200	< 0.0010	< 0.0010	< 0.0010	< 0.0010	< 0.00025	< 0.00025	< 0.00025	< 0.00025	< 0.0010	< 0.0010	< 0.0010	< 0.0010	< 0.0010	< 0.0010	< 1.00	< 1.00	< 1.00	< 1
Vanadium (fume or dust)	0.2	mg/L	< 0.0100	< 0.0100	< 0.010	< 0.010	< 0.010	< 0.010	< 0.0024	< 0.0024	**0.0030 J**	**0.0063 J**	**0.02**	**0.014**	<0.010	**0.047**	< 0.010	< 0.010	< 0.0100	< 0.010	< 0.010	< 0.010
Zinc	2	mg/L	< 0.0200	< 0.0200	< 0.020	< 0.020	< 0.020	< 0.020	< 0.0087	< 0.0087	< 0.0087	**0.013 J**	**0.023**	<0.020	<0.020	**0.048**	< 0.020	< 0.020	< 0.0200	**0.0354**	**0.0256**	< 0.02

Notes:
* - Not a HSRA regulated compound
ISCO - *in-situ* chemical oxidation
RRS - Risk Reduction Standard

Data Qualifier Defintions:
-- - Not analyzed
B (Inorganics) - Estimated analyte concentration
D - Analyte concentration reported from secondary dilution
DB - Analyte concentration reported from secondary dilution; analyte detected in method blank
H - Holding time exceeded for sample
J - Estimated analyte concentration
JB (Organic) - Estimated analyte concentration; analyte detected in method blank
Bold = Exceeds the laboratory detection limit
Bold and shaded - Analyte concentration exceeds the Type 1 RRS
JM (Organic) - Estimated analyte concentration; spike sample recovery outside control limits
M (Organic) - Spike sample recovery outside control limits
N - Spike sample recovery outside of control limits
R - Sample data results rejected due to deficiencies in the ability to meet quality control standards
< - Analyte not detected at referenced detection limit
UJ - Analyte not detected; low method bias and/or matrix interference
UN - Analyte not detected; spiked sample recovery outside of control limits
UR - Analyte not detected; data rejected
UWN - Analyte not detected; post digestion spike and spike sample recovery outside control limits

Appendix E-3
Summary of Historical Ground Water Sampling Data - Decommissioned Wells
Atlanta Gas Light Company
Former Manufactured Gas Plant Site
Augusta, Ga

Chemical Name	Type 1 Risk Reduction Standard	Location ID	MW-503BR	MW-503BR	MW-503BR	MW-503BR	MW-503BR	MW-503BR	MW-503BR	MW-503BR	MW-503BR	MW-503BR	MW-503BR	MW-503BR	MW-503BR	MW-503BR	MW-503BR	MW-503BR	MW-503BR	MW-503BR
		Sample Date	7/25/2017	1/24/2017	7/26/2016	1/19/2016	7/29/2015	1/15/2015	7/16/2014	1/13/2014	7/11/2013	1/10/2013	7/26/2012	1/19/2012	7/6/2011	1/19/2011	7/19/2010	1/12/2010	7/29/2009	1/19/2009
		Unit	Post-Extraction					During Extraction												
Volatile Organic Compounds																				
Acetone	4,000	µg/L	< 50	< 50	< 50	< 50	< 50	< 50	< 50	< 50	< 50	< 200	< 100	**13 J**	< 50	< 5.0	< 5000	<2000	< 20000	< 20000
Benzene	5	µg/L	**690**	< 5.0	**750**	< 5.0	**790**	**35**	**910**	< 5.0	**180**	**300**	**770 D**	**20**	**1,200**	< 0.25	**5,200**	**1,700**	**13,000**	**26,000**
Carbon Disulfide	4,000	µg/L	< 5.0	< 5.0	< 5.0	< 5.0	< 5.0	< 5.0	< 5.0	< 5.0	< 5.0	< 10	< 5.0	< 0.60	< 6.0	< 0.60	< 250	<100	< 1000	< 1000
Ethylbenzene	700	µg/L	**34**	< 5.0	**53**	< 5.0	**65**	< 5	**86**	< 5.0	**18**	**44**	**36**	**2.2 J**	**70**	**1.7 J**	**370**	**120**	< 1000	**1,100**
Methylene Chloride	5	µg/L	< 5.0	< 5.0	< 5.0	< 5.0	< 5.0	< 5.0	< 5.0	< 5.0	< 5.0	< 10	< 5.0	< 1.0	< 10	< 1.0	< 250	<100	< 1000	< 1000
Toluene	1,000	µg/L	**120**	< 5.0	**79**	< 5.0	**240**	**12**	**270**	< 5.0	**77**	< 10	**230**	**8.7**	**410**	**1.1 J**	**2,100**	**620**	**4,600**	**8,500**
Trichloroethylene	5	µg/L	< 5.0	< 5.0	< 5.0	< 5.0	< 5.0	< 5.0	< 5.0	< 5.0	< 5.0	< 10	< 5.0	**0.22 J**	< 1.3	< 0.13	< 250	<100	< 1000	< 1000
Xylenes, total	2,000	µg/L	**62**	< 5.0	**61**	< 5.0	**76**	< 5	**100**	< 5.0	**26**	**22**	**88**	**3.4 J**	**130**	**0.29 J**	**740**	**180**	< 1000	**2,200**
Semivolatile Organic Compounds																				
Acenaphthene	2,000	µg/L	< 0.5	< 0.5	< 0.5	< 0.5	< 0.5	< 0.50	< 0.50	< 0.50	< 0.50	**2.8**	< 20	**0.22**	**2.1**	< 0.099	**9.8**	**2.8**	< 3.8 *	**21 J***
Acenaphthylene	10	µg/L	< 1.0	< 1.0	< 1.0	< 1.0	< 1.0	< 1.0	< 1.0	< 1.0	< 1.0	**0.39**	< 20	**0.20**	**1.9**	< 0.099	**7.3 J**	**2.4**	**8.7**	**66 ***
Anthracene	10	µg/L	< 0.05	< 0.05	< 0.05	< 0.05	< 0.05	< 0.05	**0.05**	< 0.05	**0.053**	< 0.20	< 20	< 0.096	**0.24**	< 0.099	< 9.4	< 1.9	< 3.8	< 38 *
Benz(a)anthracene	0.1	µg/L	< 0.05	**0.053**	< 0.05	< 0.05	< 0.05	< 0.05	< 0.05	< 0.05	< 0.05	< 0.20	< 20	**0.098 J**	**0.16 J**	< 0.099	< 9.4	< 1.9	< 3.8	< 38
Benzo(a)pyrene	0.2	µg/L	< 0.05	< 0.05	< 0.05	< 0.05	< 0.05	< 0.05	< 0.05	< 0.05	< 0.05	< 0.20	< 20	**0.11 J**	**0.16 J**	< 0.099	< 9.4	< 1.9	< 3.8	< 38
Benzo(b)fluoranthene	0.2	µg/L	< 0.1	< 0.1	< 0.1	< 0.1	< 0.1	< 0.10	< 0.10	< 0.10	< 0.10	< 0.20	< 20	**0.15 J**	**0.10 J**	< 0.099	< 9.4	< 1.9	< 3.8	< 38
Benzo(g,h,i)perylene	10	µg/L	< 0.1	< 0.1	< 0.1	< 0.1	< 0.1	< 0.1	< 0.10	< 0.10	< 0.10	< 0.20	< 20	**0.097 J**	**0.21**	< 0.099	< 9.4	< 1.9	< 3.8	< 38
Benzo(k)fluoranthene	10	µg/L	< 0.05	< 0.05	< 0.05	< 0.05	< 0.05	< 0.05	< 0.05	< 0.05	< 0.05	< 0.20	< 20	< 0.096	**0.19**	< 0.099	< 9.4	< 1.9	< 3.8	< 38 *
Chrysene	0.2	µg/L	< 0.05	< 0.05	< 0.05	< 0.05	< 0.05	< 0.05	< 0.05	< 0.05	< 0.05	< 0.20	< 20	**0.075 J**	**0.20**	< 0.045	< 9.4	< 1.9	< 3.8	< 38
Dibenzo(a,h)anthracene	0.3	µg/L	< 0.1	< 0.1	< 0.1	< 0.1	< 0.1	< 0.10	< 0.10	< 0.10	< 0.10	< 0.20	< 20	< 0.096	**0.25**	< 0.099	< 9.4	< 1.9	< 3.8	< 38
Fluoranthene	1,000	µg/L	< 0.1	< 0.1	< 0.1	< 0.1	< 0.1	< 0.1	< 0.10	< 0.10	< 0.10	< 0.20	< 20	**0.14 J**	**0.19**	< 0.099	< 9.4	< 1.9	< 3.8	< 38 *
Fluorene	1,000	µg/L	< 0.1	< 0.1	**0.28**	< 0.1	**0.27**	< 0.10	**0.36**	< 0.10	**0.28**	**0.98**	< 20	**0.17 J**	**2.3**	< 0.099	**6.6 J**	**2.5**	**5**	**22 J***
Indeno(1,2,3-cd)pyrene	0.4	µg/L	< 0.05	< 0.05	< 0.05	< 0.05	< 0.05	< 0.05	< 0.05	< 0.05	< 0.05	< 0.20	< 20	< 0.096	**0.20**	< 0.099	< 9.4	< 1.9	< 3.8	< 38
Naphthalene	20	µg/L	< 0.5	< 0.5	< 0.5	< 0.5	< 0.5	< 0.5	< 0.50	<0.50	**5.1**	**1.1**	**290 D**	**1.6**	**1.2**	**11 J**	**910**	**64**	**1,300 B**	**3,700**
Phenanthrene	10	µg/L	< 0.05	**0.055**	**0.21**	< 0.05	**0.19**	< 0.05	**0.23**	< 0.05	**0.18**	**0.99**	< 20	**0.13 J**	**1.3**	< 0.099	**6.1 J**	**2.4**	**4.9**	**21 J***
Pyrene	1,000	µg/L	**0.082**	**0.079**	**0.064**	< 0.05	< 0.05	< 0.05	< 0.05	< 0.05	< 0.05	< 0.20	< 20	**0.21**	**0.26**	< 0.099	< 9.4	< 1.9	< 3.8	< 38
Inorganic Compounds																				
Antimony	0.01	mg/L	< 0.006	< 0.006	< 0.006	< 0.006	< 0.02	< 0.02	< 0.02	< 0.02	< 0.02	< 0.02	< 0.02	< 0.0053	< 0.0053	< 0.0053	< 0.020	< 0.020	< 0.020	< 0.020
Arsenic	0.05	mg/L	< 0.05	< 0.05	< 0.05	< 0.05	< 0.05	< 0.05	< 0.05	< 0.05	< 0.05	< 0.02	< 0.02	< 0.0046	< 0.0046	< 0.0046	< 0.020	< 0.020	< 0.020	< 0.010
Barium	2	mg/L	**0.0343**	**0.00652**	**0.0265**	< 0.02	**0.0221**	< 0.02	**0.0202**	<0.0200	**0.0214**	**0.071**	**0.046**	**0.034**	**0.058**	**0.031**	**0.19**	**0.14**	**0.32**	**0.35**
Beryllium	0.004	mg/L	< 0.004	< 0.004	< 0.004	< 0.004	< 0.01	< 0.01	< 0.01	< 0.01	< 0.01	< 0.0040	< 0.0040	< 0.00020	< 0.00020	**0.00024 J**	< 0.0040	< 0.0040	< 0.0040	< 0.0040
Cadmium	0.005	mg/L	< 0.005	< 0.005	< 0.005	< 0.005	< 0.005	< 0.005	< 0.005	< 0.005	**0.0103**	< 0.0050	< 0.0050	< 0.0020	< 0.0020	**0.0043 J**	< 0.0050	< 0.0050	< 0.0050	< 0.0050
Chromium	0.1	mg/L	< 0.01	< 0.01	< 0.01	< 0.01	< 0.01	< 0.01	< 0.01	< 0.01	< 0.01	< 0.010	< 0.010	< 0.0012	< 0.0012	**0.0014 J**	< 0.010	< 0.010	< 0.010	< 0.010
Copper	1.3	mg/L	< 0.01	< 0.01	< 0.01	< 0.01	< 0.01	< 0.01	< 0.01	< 0.01	< 0.01	< 0.02	< 0.02	**0.0030 J**	**0.0030 J**	**0.011 JB**	**0.0028 J**	< 0.020	< 0.020	< 0.020
Cyanide	0.2	mg/L	< 0.01	< 0.01	< 0.01	< 0.01	< 0.01	< 0.01	< 0.01	< 0.01	< 0.01	< 0.010	< 0.010	< 0.0050	**0.012**	**0.011**	< 0.010	< 0.010	< 0.010	< 0.010
Lead	0.015	mg/L	< 0.01	< 0.01	< 0.01	< 0.01	< 0.01	< 0.01	< 0.01	< 0.01	< 0.01	< 0.010	< 0.010	< 0.0040	< 0.0040	< 0.0040	< 0.010	< 0.010	< 0.010	< 0.0050
Mercury	0.002	mg/L	< 0.0002	< 0.0002	< 0.0002	< 0.0002	< 0.0002	< 0.00020	< 0.00020	< 0.00020	< 0.00020	< 0.00020	< 0.00020	< 0.000091	< 0.000091	< 0.000091	< 0.00020	< 0.00020	< 0.00020	< 0.00020
Nickel	0.1	mg/L	< 0.02	< 0.02	< 0.02	< 0.02	< 0.02	< 0.02	< 0.02	< 0.02	< 0.02	< 0.04	< 0.04	< 0.0023	< 0.0023	< 0.0023	< 0.040	< 0.040	< 0.040	< 0.040
Selenium	0.05	mg/L	< 0.02	< 0.02	< 0.02	< 0.02	< 0.02	< 0.02	< 0.02	< 0.02	< 0.02	< 0.020	< 0.020	< 0.0064	< 0.0064	< 0.0064	< 0.020	< 0.020	< 0.020	< 0.010
Thallium	0.002	mg/L	< 0.002	< 0.002	< 0.002	< 0.002	< 0.02	< 0.02	< 0.02	< 0.02	< 0.02	< 0.0010	< 0.0010	< 0.00025	< 0.00025	< 0.00025	< 0.0010	< 0.0010	< 0.0010	< 0.0010
Vanadium (fume or dust)	0.2	mg/L	< 0.01	< 0.01	< 0.01	< 0.01	< 0.01	< 0.01	< 0.01	< 0.01	< 0.01	< 0.010	< 0.010	< 0.0024	< 0.0024	< 0.0024	< 0.010	< 0.010	< 0.010	< 0.010
Zinc	2	mg/L	< 0.02	**0.0472**	**0.0227**	< 0.02	**0.0757**	**0.0378**	< 0.02	**0.0365**	**0.0641**	**0.069**	< 0.020	**0.024**	**0.051**	**0.066**	**0.036**	**0.089**	< 0.020	< 0.020

Chemical Name	MW-504BR	MW-504BR	MW-504BR	MW-504BR	MW-504BR	MW-504BR	MW-504BR	MW-504BR	MW-504BR	MW-504BR	MW-504BR	MW-504BR	MW-504BR
Sample Date	7/25/2017	1/24/2017	7/26/2016	1/19/2016	7/29/2015	1/14/2015	7/16/2014	1/8/2014	7/10/2013	1/10/2013	7/26/2012	1/19/2012	7/7/2011
Unit	Post-Extraction					During Extraction							
Volatile Organic Compounds													
Acetone	< 50	< 50	< 50	< 50	< 50	< 50	< 50	< 50	< 50	< 100	< 100	< 5.0	< 5.0
Benzene	**160**	< 5.0	**16**	< 5.0	**210**	< 5	**570**	< 5.0	< 5.0	**160**	**51**	**300**	**43**
Carbon Disulfide	< 5.0	< 5.0	< 5.0	< 5.0	< 5.0	< 5.0	< 5.0	< 5.0	< 5.0	< 5.0	< 5.0	< 0.60	< 0.60
Ethylbenzene	**28**	< 5.0	< 5.0	< 5.0	**22**	< 5	**130**	< 5.0	< 5.0	**22**	**8.0**	**41**	**8.4**
Methylene Chloride	< 5.0	< 5.0	< 5.0	< 5.0	< 5.0	< 5.0	< 5.0	< 5.0	< 5.0	< 5.0	< 5.0	< 1.0	< 1.0
Toluene	**64**	< 5.0	**6.6**	< 5.0	**80**	< 5	**220**	< 5.0	< 5.0	**49**	**16**	**86**	**16**
Trichloroethylene	< 5.0	< 5.0	< 5.0	< 5.0	< 5.0	< 5.0	< 5.0	< 5.0	< 5.0	< 5.0	< 5.0	< 0.13	< 0.13
Xylenes, total	**46**	< 5.0	**5.2**	< 5.0	**25**	< 5.0	**110**	< 5.0	< 5.0	**23**	**8.4**	**45**	**8.6**
Semivolatile Organic Compounds													
Acenaphthene	< 0.5	< 0.5	**6.5**	< 0.5	< 0.5	< 0.5	< 0.50	< 0.50	< 0.50	**0.38**	**0.24**	**1.6 J**	**0.35**
Acenaphthylene	**1.2**	< 1.0	< 1.0	< 1.0	**2.1**	< 1	< 1.0	< 1.0	< 1.0	**0.31**	< 0.22	**1.2 J**	**0.23**
Anthracene	**0.074**	< 0.05	< 0.05	< 0.05	**0.067**	< 0.05	**0.25**	< 0.05	< 0.05	< 0.20	< 0.22	< 0.96	**0.098 J**
Benz(a)anthracene	< 0.05	< 0.05	< 0.05	< 0.05	< 0.05	< 0.05	< 0.05	< 0.05	< 0.05	< 0.20	< 0.22	< 0.96	< 0.096
Benzo(a)pyrene	< 0.05	< 0.05	< 0.05	< 0.05	< 0.05	< 0.05	< 0.05	< 0.05	< 0.05	< 0.20	< 0.22	< 0.96	< 0.096
Benzo(b)fluoranthene	< 0.1	< 0.1	< 0.1	< 0.1	< 0.1	< 0.10	< 0.10	< 0.10	< 0.10	< 0.20	< 0.22	< 0.96	< 0.096
Benzo(g,h,i)perylene	< 0.1	< 0.1	< 0.1	< 0.1	< 0.1	< 0.10	< 0.10	< 0.10	< 0.10	< 0.20	< 0.22	< 0.96	< 0.096
Benzo(k)fluoranthene	< 0.05	< 0.05	< 0.05	< 0.05	< 0.05	< 0.05	< 0.05	< 0.05	< 0.05	< 0.20	< 0.22	< 0.96	< 0.096
Chrysene	< 0.05	< 0.05	< 0.05	< 0.05	< 0.05	< 0.05	< 0.05	< 0.05	< 0.05	< 0.20	< 0.22	< 0.46	< 0.045
Dibenzo(a,h)anthracene	< 0.1	< 0.1	< 0.1	**0.24**	< 0.1	< 0.10	< 0.10	< 0.10	< 0.10	< 0.20	< 0.22	< 0.96	< 0.096
Fluoranthene	< 0.1	< 0.1	< 0.1	< 0.1	< 0.1	< 0.1	**0.11**	< 0.10	< 0.10	< 0.20	< 0.22	< 0.96	< 0.096
Fluorene	**0.54**	< 0.1	**0.39**	< 0.1	**0.58**	< 0.1	**1.2**	< 0.10	< 0.10	**0.27**	**0.22**	**1.2 J**	**0.57**
Indeno(1,2,3-cd)pyrene	< 0.05	< 0.05	< 0.05	**0.052**	< 0.05	< 0.05	< 0.05	< 0.05	< 0.05	< 0.20	< 0.22	< 0.96	< 0.096
Naphthalene	**4.3**	< 0.5	**7.4**	< 0.5	**36**	**0.65**	< 0.50	< 0.50	< 0.50	**12**	< 0.22	**91**	**0.42**
Phenanthrene	**0.52**	**0.087**	**0.079**	< 0.05	**0.57**	**0.088**	**1.3**	**0.056**	< 0.05	**0.24**	< 0.22	**1.0 J**	**0.40**
Pyrene	**0.066**	< 0.05	**0.094**	< 0.05	**0.084**	< 0.05	**0.12**	< 0.05	< 0.05	< 0.20	< 0.22	< 0.96	< 0.096
Inorganic Compounds													
Antimony	< 0.006	< 0.006	< 0.006	< 0.006	< 0.02	< 0.02	< 0.02	< 0.02	< 0.02	< 0.020	< 0.020	< 0.0053	< 0.0053
Arsenic	< 0.05	< 0.05	< 0.05	< 0.05	< 0.05	< 0.05	< 0.05	< 0.05	< 0.05	< 0.020	< 0.020	< 0.0046	< 0.0046
Barium	**0.233**	**0.18**	**0.916**	**0.0961**	**0.186**	**0.184**	**0.155**	**0.105**	**0.126**	**0.18**	**0.19**	**0.26**	**0.25**
Beryllium	< 0.004	< 0.004	< 0.004	< 0.004	< 0.01	< 0.01	< 0.01	< 0.01	< 0.01	< 0.0040	< 0.0040	< 0.00020	< 0.00020
Cadmium	< 0.005	< 0.005	< 0.005	< 0.005	< 0.005	< 0.005	< 0.005	< 0.005	< 0.005	< 0.0050	< 0.0050	< 0.0020	< 0.0020
Chromium	< 0.01	< 0.01	< 0.01	< 0.01	< 0.01	< 0.01	< 0.01	< 0.01	< 0.01	< 0.010	< 0.010	< 0.0012	< 0.0012
Copper	< 0.01	< 0.01	< 0.01	< 0.01	< 0.01	< 0.01	< 0.01	< 0.01	**0.0110**	< 0.020	< 0.020	< 0.0019	< 0.0019
Cyanide	< 0.01	< 0.01	< 0.01	< 0.01	< 0.01	**0.021**	**0.013**	< 0.01	< 0.01	< 0.010	< 0.010	**0.013**	**0.0099 J**
Lead	< 0.01	< 0.01	< 0.01	< 0.01	< 0.01	< 0.01	< 0.01	< 0.01	< 0.01	< 0.010	< 0.010	< 0.0040	< 0.0040
Mercury	< 0.0002	< 0.0002	< 0.0002	< 0.0002	< 0.0002	< 0.0002	< 0.00020	< 0.00020	< 0.00020	**0.00078**	< 0.00020	< 0.000091	< 0.000091
Nickel	< 0.02	< 0.02	< 0.02	< 0.02	< 0.02	< 0.02	< 0.02	< 0.02	< 0.02	< 0.040	< 0.040	**0.0026 J**	**0.0024 J**
Selenium	< 0.02	< 0.02	< 0.02	< 0.02	< 0.02	< 0.02	< 0.02	< 0.02	< 0.02	< 0.020	< 0.020	< 0.0064	< 0.0064
Thallium	< 0.002	< 0.002	< 0.002	< 0.002	< 0.02	< 0.02	< 0.02	< 0.02	< 0.02	< 0.0010	< 0.0010	< 0.00025	< 0.00025
Vanadium (fume or dust)	< 0.01	< 0.01	< 0.01	< 0.01	< 0.01	< 0.01	< 0.01	< 0.01	< 0.01	< 0.010	< 0.010	< 0.0024	< 0.0024
Zinc	**0.0632**	**0.0595**	**0.03**	**0.022**	**0.0987**	**0.121**	**0.0429**	**0.248**	**0.327**	**0.029**	**0.027**	**0.0097 J**	**0.015 J**

Chemical Name	MW-504BR	MW-504BR	MW-504BR	MW-504BR	MW-504BR	MW-504BR	MW-504BR
Sample Date	1/20/2011	7/19/2010	1/12/2010	7/23/2009	1/15/2009		
Unit	During Extraction						
Volatile Organic Compounds							
Acetone	< 5.0	< 1000	< 1000	< 1000	< 2000		
Benzene	**120**	**610**	**650**	**950**	**2600**		
Carbon Disulfide	< 0.60	< 50	< 50	< 50	**14 J**		
Ethylbenzene	**4.1 J**	**110**	**110**	**180**	< 100		
Methylene Chloride	< 1.0	< 50	< 50	< 50	**230**		
Toluene	**2.8 J**	**260**	**150**	**210**	**150 B**		
Trichloroethylene	< 0.13	< 50	< 50	< 50	< 100		
Xylenes, total	**4.6 J**	**140**	**83**	**110**	**120**		
Semivolatile Organic Compounds							
Acenaphthene	**14**	**1.6 J**	< 1.9	**6.4**	**6.0 J**		
Acenaphthylene	**0.47**	**2.8**	< 1.9	**9.9**	**3.0 J**		
Anthracene	**0.17 J**	< 1.9	< 1.9	< 3.9	< 19		
Benz(a)anthracene	< 0.099	< 1.9	< 1.9	< 3.9	< 19		
Benzo(a)pyrene	< 0.099	< 1.9	< 1.9	< 3.9	< 19		
Benzo(b)fluoranthene	< 0.099	< 1.9	< 1.9	< 3.9	< 19		
Benzo(g,h,i)perylene	< 0.099	< 1.9	< 1.9	< 3.9	< 19		
Benzo(k)fluoranthene	< 0.099	< 1.9	< 1.9	< 3.9	< 19		
Chrysene	< 0.045	< 1.9	< 1.9	< 3.9	< 19		
Dibenzo(a,h)anthracene	< 0.099	< 1.9	< 1.9	< 3.9	< 19		
Fluoranthene	< 0.099	< 1.9	< 1.9	< 3.9	< 19		
Fluorene	**2.1**	**1.7 J**	**2.7**	**8.6**	< 19		
Indeno(1,2,3-cd)pyrene	< 0.099	< 1.9	< 1.9	< 3.9	< 19		
Naphthalene	**11**	**120**	< 1.9	**410**	**370 B**		
Phenanthrene	**0.18 J***	**1.7 J**	**2.1**	**8**	< 19		
Pyrene	< 0.099	< 1.9	< 1.9	< 3.9	< 19		
Inorganic Compounds							
Antimony	< 0.0053	< 0.020	< 0.020	< 0.020	< 0.020		
Arsenic	< 0.0046	< 0.020	< 0.020	< 0.020	< 0.010		
Barium	**1.0**	**0.36**	**0.36**	**0.41**	**0.26**		
Beryllium	**0.00029 JB**	< 0.0040	< 0.0040	< 0.0040	< 0.0040		
Cadmium	< 0.0020	< 0.0050	< 0.0050	< 0.0050	< 0.0050		
Chromium	< 0.0012	< 0.010	< 0.010	< 0.010	< 0.010		
Copper	**0.0031 JB**	**0.0027 J**	< 0.020	< 0.020	< 0.020		
Cyanide	< 0.0050	< 0.010	< 0.010	< 0.010	< 0.010		
Lead	< 0.0040	< 0.010	< 0.010	< 0.010	< 0.0050		
Mercury	< 0.000091	< 0.00020	< 0.00020	< 0.00020	< 0.00020		
Nickel	< 0.0023	< 0.040	< 0.040	< 0.040	**0.0025 J**		
Selenium	< 0.0064	< 0.020	< 0.020	< 0.020	< 0.010		
Thallium	< 0.00025	< 0.0010	< 0.0010	< 0.0010	< 0.0010		
Vanadium (fume or dust)	< 0.0024	< 0.010	< 0.010	< 0.010	**0.0020 J**		
Zinc	< 0.0087	**0.024**	< 0.020	< 0.020	< 0.020		

Notes:
* - Not a HSRA regulated compound
ISCO - *in-situ* chemical oxidation
** - Resampled in August 2007 for VOCs only
RRS - Risk Reduction Standard

Data Qualifier Defintions:
-- - Not analyzed
B (Inorganics) - Estimated analyte concentration
D - Analyte concentration reported from secondary dilution
DB - Analyte concentration reported from secondary dilution; analyte detected in method blank
H - Holding time exceeded for sample
J - Estimated analyte concentration
JB (Organic) - Estimated analyte concentration; analyte detected in method blank
JM (Organic) - Estimated analyte concentration; spike sample recovery outside control limits
M (Organic) - Spike sample recovery outside control limits
N - Spike sample recovery outside of control limits
R - Sample data results rejected due to deficiencies in the ability to meet quality control standards
< - Analyte not detected at referenced detection limit
U - Analyte not detected at referenced detection limit
UJ - Analyte not detected; low method bias and/or matrix interference
UN - Analyte not detected; spiked sample recovery outside of control limits
UR - Analyte not detected; data rejected
UWN - Analyte not detected; post digestion spike and spike sample recovery outside control limits
Bold - Exceeds the laboratory detection limit
Bold and shaded - Analyte concentration exceeds the Type 1 RRS

Appendix E-3
Summary of Historical Ground Water Sampling Data - Decommissioned Wells
Atlanta Gas Light Company
Former Manufactured Gas Plant Site
Augusta, Ga

Chemical Name	Type 1 Risk Reduction Standard	Location ID	MW-509BR	MW-509BR	MW-509BR	MW-509BR	MW-509BR	MW-509BR	MW-509BR	MW-509BR	MW-509BR	MW-509BR	MW-509BR	MW-509BR	MW-509BR	MW-509BR	MW-509BR	MW-509BR	MW-509BR	MW-509BR
		Sample Date	7/25/2017	1/24/2017	7/26/2016	1/19/2016	7/29/2015	1/15/2015	7/17/2014	1/13/2014	7/11/2013	1/10/2013	7/26/2012	1/19/2012	7/7/2011	1/19/2011	7/15/2010	1/11/2010	7/29/2009	1/15/2009
		Unit	Post-Extraction					During Extraction												
Volatile Organic Compounds																				
Acetone	4,000	µg/L	< 50	< 50	< 50	< 50	< 50	< 50	< 2500	< 50	< 50	< 2,000	< 2,000	< 50	< 50	< 100	< 2000	< 5000	< 5000	< 10000
Benzene	5	µg/L	**63**	< 5.0	**180**	**72**	**140**	**2500**	**7400**	< 5.0	**2,800**	**2,600**	**1,100**	**3,500**	**880**	**2,800**	**1,500**	**5,400**	**4,900**	**7,600**
Carbon Disulfide	4,000	µg/L	< 5.0	< 5.0	< 5.0	< 5.0	< 5.0	< 5.0	< 250	< 5.0	< 5.0	< 100	< 100	< 6.0	< 6.0	< 12	< 100	< 250	< 250	< 500
Ethylbenzene	700	µg/L	**9.8**	< 5.0	**30**	**9.5**	**12**	**260**	**910**	< 5.0	**440**	**310**	**120**	**360**	**59**	**240**	**76 J**	**460**	**370**	< 500
Methylene Chloride	5	µg/L	< 5.0	< 5.0	< 5.0	< 5.0	< 5.0	< 5.0	< 250	< 5.0	< 5.0	< 100	< 100	< 10	< 10	< 20	< 100	< 250	< 250	**710**
Toluene	1,000	µg/L	< 5.0	< 5.0	**23**	**9.5**	**16**	**460**	< 250	< 5.0	**78**	**600**	**210**	**830**	**360**	**950**	**490**	**2,300**	**1,900**	**1,900 B**
Trichloroethylene	5	µg/L	< 5.0	< 5.0	< 5.0	< 5.0	< 5.0	< 5.0	< 250	< 5.0	< 5.0	< 100	< 100	< 1.3	< 1.3	< 2.6	< 100	< 250	< 250	< 500
Xylenes, total	2,000	µg/L	**6.4**	< 5.0	**19**	< 5.0	**6.7**	**160**	< 250	< 5.0	**150**	**230**	< 100	**300**	**84**	**360**	**170**	**970**	**710**	**1,000**
Semivolatile Organic Compounds																				
Acenaphthene	2,000	µg/L	**1.2**	< 0.5	**1.9**	< 0.5	**1.0**	**16**	**12**	< 0.50	< 50	< 20	< 20	**42 D**	**1.1**	**13**	< 19	**21**	**15 ***	**30 J**
Acenaphthylene	10	µg/L	< 1.0	< 1.0	**1.0**	< 1.0	< 1.0	**8**	**2.2**	< 1.0	**2.8**	< 20	< 20	**49 D**	**0.36**	**16**	< 19	**41**	**29**	**30 J**
Anthracene	10	µg/L	**0.12**	< 0.05	**0.22**	**0.073**	**0.15**	**0.91**	**0.7**	< 0.05	**0.86**	< 20	< 20	**4.0 J D**	**0.54**	**1.2 J**	< 19	< 19	< 1.9	< 38
Benz(a)anthracene	0.1	µg/L	< 0.05	< 0.05	< 0.05	< 0.05	< 0.05	< 0.05	< 0.05	< 0.05	< 0.050	< 20	< 20	< 2.1	< 0.095	< 1.1	< 19	< 19	< 1.9	< 38
Benzo(a)pyrene	0.2	µg/L	< 0.05	< 0.05	< 0.05	< 0.05	< 0.05	< 0.05	< 0.05	< 0.05	< 0.050	< 20	< 20	< 2.1	< 0.095	< 1.1	< 19	< 19	< 1.9	< 38
Benzo(b)fluoranthene	0.2	µg/L	< 0.1	< 0.1	< 0.1	< 0.1	< 0.1	< 0.10	< 0.10	< 0.10	< 0.10	< 20	< 20	< 2.1	< 0.095	< 1.1	< 19	< 19	< 1.9	< 38
Benzo(g,h,i)perylene	10	µg/L	< 0.1	< 0.1	< 0.1	< 0.1	< 0.1	< 0.10	< 0.10	< 0.10	< 0.10	< 20	< 20	< 2.1	< 0.095	< 1.1	< 19	< 19	< 1.9	< 38
Benzo(k)fluoranthene	10	µg/L	< 0.05	< 0.05	< 0.05	< 0.05	< 0.05	< 0.05	< 0.05	< 0.05	< 0.050	< 20	< 20	< 2.1	< 0.095	< 1.1	< 19	< 19	< 1.9	< 38
Chrysene	0.2	µg/L	< 0.05	< 0.05	< 0.05	< 0.05	< 0.05	< 0.05	< 0.05	< 0.05	< 0.050	< 20	< 20	< 0.96	< 0.043	< 0.48	< 19	< 19	< 1.9	< 38
Dibenzo(a,h)anthracene	0.3	µg/L	< 0.1	< 0.1	< 0.1	< 0.1	< 0.1	< 0.10	< 0.10	< 0.10	< 0.10	< 20	< 20	< 2.1	< 0.095	< 1.1	< 19	< 19	< 1.9	< 38
Fluoranthene	1,000	µg/L	< 0.1	< 0.1	**0.11**	< 0.1	< 0.1	**0.45**	**0.32**	< 0.10	**0.52**	< 20	< 20	< 2.1	**0.28**	< 1.1	< 19	< 19	< 1.9	< 38
Fluorene	1,000	µg/L	**0.8**	< 0.1	**1.3**	< 0.1	**0.82**	**6.5**	**4.4**	< 0.10	**5.1**	< 20	< 20	**31 D**	**2.6**	**12**	< 19	**21**	**14**	**16 J**
Indeno(1,2,3-cd)pyrene	0.4	µg/L	< 0.05	< 0.05	< 0.05	< 0.05	< 0.05	< 0.05	< 0.05	< 0.05	< 0.050	< 20	< 20	< 2.1	< 0.095	< 1.1	< 19	< 19	< 1.9	< 38
Naphthalene	20	µg/L	**32**	< 0.5	**65**	< 0.5	**3.8**	**810**	**290**	**1.1**	**830**	**610**	**300**	**2,700 D**	< 0.095	**750**	**320**	**2,900**	**1,100 B**	**2,400 B**
Phenanthrene	10	µg/L	**1.2**	< 0.05	**1.9**	**0.2**	**1.2**	**7.9**	**5.2**	< 0.05	**6.3**	< 20	< 20	**34 D**	**3.5**	**11**	< 19	**21**	**14**	**17 J**
Pyrene	1,000	µg/L	**0.11**	< 0.05	**0.14**	**0.12**	**0.13**	**0.52**	**0.35**	< 0.05	**0.49**	< 20	< 20	< 2.1	**0.30**	< 1.1	< 19	< 19	< 1.9	< 38
Inorganic Compounds																				
Antimony	0.01	mg/L	< 0.006	< 0.006	< 0.006	< 0.006	< 0.02	< 0.02	< 0.02	< 0.02	< 0.0200	< 0.020	< 0.020	< 0.0053	< 0.0053	< 0.0053	< 0.020	< 0.020	< 0.020	< 0.020
Arsenic	0.05	mg/L	< 0.05	< 0.05	< 0.05	< 0.05	< 0.05	< 0.05	< 0.05	< 0.05	< 0.0500	< 0.020	< 0.020	< 0.0046	< 0.0046	< 0.0046	< 0.020	< 0.020	< 0.020	< 0.010
Barium	2	mg/L	**0.127**	**0.0261**	**0.0965**	**0.117**	**0.108**	**0.128**	**0.419**	**0.0262**	**0.157**	**0.26**	**0.30**	**0.25**	**0.082**	**0.38**	**0.27**	**0.75**	**0.6**	**0.95**
Beryllium	0.004	mg/L	< 0.004	< 0.004	< 0.004	< 0.004	< 0.01	< 0.01	< 0.01	< 0.01	< 0.0100	< 0.0040	< 0.0040	< 0.00020	< 0.00020	**0.00027 J**	< 0.0040	< 0.0040	< 0.0040	< 0.0040
Cadmium	0.005	mg/L	**0.00542**	< 0.005	< 0.005	< 0.005	< 0.005	< 0.005	< 0.005	**0.0058**	**0.0091**	**0.0053**	**0.0062**	**0.0033 J**	**0.0081**	**0.0029 J**	< 0.0050	< 0.0050	< 0.0050	< 0.0050
Chromium	0.1	mg/L	< 0.01	< 0.01	< 0.01	< 0.01	< 0.01	< 0.01	< 0.01	< 0.01	< 0.0100	< 0.010	< 0.010	< 0.0012	**0.0012 J**	< 0.0012	< 0.010	< 0.010	< 0.010	< 0.010
Copper	1.3	mg/L	< 0.01	< 0.01	< 0.01	< 0.01	< 0.01	< 0.01	< 0.01	< 0.01	< 0.0100	< 0.020	< 0.020	< 0.0019	**0.0030 J**	**0.0043 JB**	< 0.020	< 0.020	< 0.020	< 0.020
Cyanide	0.2	mg/L	< 0.01	< 0.01	< 0.01	< 0.01	< 0.01	< 0.01	< 0.01	< 0.01	< 0.010	< 0.010	< 0.010	**0.0054 J**	< 0.0050	< 0.0050	< 0.010	< 0.010	< 0.010	< 0.010
Lead	0.015	mg/L	< 0.01	< 0.01	< 0.01	< 0.01	< 0.01	< 0.01	< 0.01	< 0.01	< 0.0100	< 0.010	< 0.010	< 0.0040	< 0.0040	< 0.0040	< 0.010	< 0.010	< 0.010	< 0.0050
Mercury	0.002	mg/L	< 0.0002	< 0.0002	< 0.0002	< 0.0002	< 0.0002	< 0.00020	< 0.00020	< 0.00020	< 0.00020	< 0.00020	< 0.00020	< 0.000091	< 0.000091	< 0.000091	< 0.00020	< 0.00020	< 0.00020	< 0.00020
Nickel	0.1	mg/L	< 0.02	< 0.02	< 0.02	< 0.02	< 0.02	< 0.02	< 0.02	< 0.02	< 0.0200	< 0.040	< 0.040	**0.0038 J**	**0.0048 J**	**0.0046 J**	**0.0052 J**	< 0.040	< 0.040	**0.0038 J**
Selenium	0.05	mg/L	< 0.02	< 0.02	< 0.02	< 0.02	< 0.02	< 0.02	< 0.02	< 0.02	< 0.0200	< 0.020	< 0.020	< 0.0064	< 0.0064	< 0.0064	< 0.020	< 0.020	< 0.020	< 0.010
Thallium	0.002	mg/L	< 0.002	< 0.002	< 0.002	< 0.002	< 0.02	< 0.02	< 0.02	< 0.02	< 0.0200	< 0.0010	< 0.0010	< 0.00025	< 0.00025	< 0.00025	< 0.0010	< 0.0010	< 0.0010	< 0.0010
Vanadium (fume or dust)	0.2	mg/L	< 0.01	< 0.01	< 0.01	< 0.01	< 0.01	< 0.01	< 0.01	< 0.01	< 0.0100	< 0.010	< 0.010	< 0.0024	< 0.0024	< 0.0024	< 0.010	< 0.010	< 0.010	**0.0029 J**
Zinc	2	mg/L	**0.248**	**0.249**	**0.172**	**0.342**	**0.182**	**0.109**	**0.0395**	**0.258**	**0.183**	**0.12**	**0.11**	**0.072**	**0.17**	**0.087**	**0.019 J**	**0.023**	**0.021**	**0.017 J**

Notes:
* - Not a HSRA regulated compound
ISCO - *in-situ* chemical oxidation
** - Resampled in August 2007 for VOCs only
RRS - Risk Reduction Standard

Data Qualifier Defintions:
-- - Not analyzed
B (Inorganics) - Estimated analyte concentration
D - Analyte concentration reported from secondary dilution
DB - Analyte concentration reported from secondary dilution; analyte detected in method blank
H - Holding time exceeded for sample
J - Estimated analyte concentration
JB (Organic) - Estimated analyte concentration; analyte detected in method blank
JM (Organic) - Estimated analyte concentration; spike sample recovery outside control limits
M (Organic) - Spike sample recovery outside control limits
N - Spike sample recovery outside of control limits
R - Sample data results rejected due to deficiencies in the ability to meet quality control standards
< - Analyte not detected at referenced detection limit
U - Analyte not detected at referenced detection limit
UJ - Analyte not detected; low method bias and/or matrix interference
UN - Analyte not detected; spiked sample recovery outside of control limits
UR - Analyte not detected; data rejected
UWN - Analyte not detected; post digestion spike and spike sample recovery outside control limits
Bold - Exceeds the laboratory detection limit
Bold and shaded - Analyte concentration exceeds the Type 1 RRS

Appendix E-3
Summary of Historical Ground Water Sampling Data - Decommissioned Wells
Atlanta Gas Light Company
Former Manufactured Gas Plant Site
Augusta, Ga

Chemical Name	Type 1 Risk Reduction Standard	Location ID	MW-510BR	MW-510BR	MW-510BR	MW-510BR	MW-510BR	MW-510BR	MW-510BR	MW-510BR	MW-510BR	MW-510BR	MW-510BR	MW-510BR	MW-510BR	MW-510BR	MW-510BR	MW-510BR	MW-510BR	MW-510BR	MW-510BR	MW-510BR	MW-510BR	MW-510BR	MW-510BR	MW-510BR	MW-510BR	MW-510BR	MW-510BR	MW-510BR	MW-510BR	MW-510BR	MW-510BR	MW-510BR	MW-510BR	MW-510BR	MW-510BR	MW-510BR	MW-510BR	MW-510BR	MW-510BR
		Sample Date	7/25/2017	1/24/2017	7/26/2016	1/19/2016	7/29/2015	1/14/2015	7/16/2014	1/9/2014	7/11/2013	7/11/2013 DUP	1/10/2013	7/24/2012	1/23/2012	7/6/2011	1/19/2011	7/20/2010	1/11/2010	7/29/2009	1/19/2009	7/26/2017	1/25/2017	7/27/2016	1/20/2016	7/29/2015	1/14/2015	7/15/2014	7/15/2014 DUP	1/9/2014	7/11/2013	1/10/2013	7/26/2012	1/25/2012	7/6/2011	1/20/2011	7/20/2010	1/12/2010	7/29/2009	1/19/2009	1/19/2009 DUP
		Unit	Post-Extraction					During Extraction														Post-Extraction					During Extraction													
Volatile Organic Compounds																																									
Acetone	4,000	µg/L	< 50	< 50	< 50	< 50	< 50	< 50	< 50	<50	< 2,500	< 2,500	< 500	< 10,000	< 100	< 100	< 100	**19 J**	< 200	< 10000	< 20000	< 50	< 50	< 50	< 50	< 50	< 50	< 50	<50	**85**	< 2,000	< 2,000	< 250	560 J	< 250	**350**	< 10000	< 10000	< 10000	< 10000
Benzene	5	µg/L	**110**	**13**	**1100**	**4600**	**250**	**1,100**	**25**	**32**	**22,000**	**6,300**	**370**	**7,800**	**5,400**	**1,500**	**2,100**	**2300**	**96**	**4400**	**35000**	**70**	**40**	**16**	**440**	**200**	**450**	**670**	**590**	**2,500**	**1,200**	**3,400**	**1,900**	**4,000**	**3,600**	**6,100**	**3600**	**8,800**	**10,000**	**8,700**	**10,000**
Carbon Disulfide	4,000	µg/L	< 5.0	< 5.0	< 5.0	< 5.0	< 5.0	< 5.0	< 5.0	<5.0	< 250	< 250	< 25	< 500	< 12	< 12	< 12	< 10	<10	< 500	< 1000	< 5.0	< 5.0	< 5.0	< 5.0	< 5.0	< 5.0	< 5.0	< 5.0	< 5.0	< 5.0	< 100	< 100	< 30	< 30	< 30	< 5.0	< 500	< 500	160 J	99 J
Ethylbenzene	700	µg/L	**56**	**23**	**430**	**790**	**64**	**180**	**20**	**47**	**1,200**	**310**	**160**	**1200**	**590**	**230**	**630**	**660**	<10	< 500	**760 J**	< 5.0	< 5.0	< 5.0	**21**	**10**	**17**	**55**	**59**	**180**	**150**	**200**	**120**	**220 J**	**190 J**	**420**	**200**	**710**	**830**	**870**	**1,000**
Methylene Chloride	5	µg/L	< 5.0	< 5.0	< 5.0	< 5.0	< 5.0	< 5.0	< 5.0	<5.0	< 250	< 250	< 25	< 500	< 20	< 20	< 20	< 10	**50**	< 500	< 1000	< 5.0	< 5.0	< 5.0	< 5.0	< 5.0	< 5.0	< 5.0	< 5.0	< 5.0	< 5.0	< 100	< 100	< 50	< 50	< 50	< 5.0	< 500	< 500	< 500	< 500
Toluene	1,000	µg/L	**29**	**6.4**	**280**	**740**	**220**	**190**	**30**	**52**	**10,000**	**2,900**	**350**	**4,700**	**2,600**	**1,100**	**1,200**	**1500**	**160**	**5500**	**19000**	< 5.0	< 5.0	< 5.0	**9.7**	**5.1**	**35**	**75**	**88**	**850**	**410**	**1,100**	**630**	**1,200**	**1,000**	**1,800**	**1200**	**2,300**	**2,500**	**1,200**	**1,400**
Trichloroethylene	5	µg/L	< 5.0	< 5.0	< 5.0	< 5.0	< 5.0	< 5.0	< 5.0	<5.0	< 250	< 250	< 25	< 500	< 2.6	< 2.6	< 2.6	< 10	< 10	< 500	< 1000	< 5.0	< 5.0	< 5.0	< 5.0	< 5.0	< 5.0	< 5.0	< 5.0	< 5.0	< 5.0	< 100	< 100	< 6.5	< 6.5	< 6.5	< 5.0	< 500	< 500	< 500	< 500
Xylenes, total	2,000	µg/L	**66**	**27**	**370**	**730**	**120**	**200**	**24**	**66**	**690**	**690**	**230**	**1,500**	**930**	**520**	**1,100**	**940**	**360**	**3500**	**5200**	< 5.0	< 5.0	< 5.0	**5.8**	< 5.0	**12**	**35**	**40**	**250**	**190**	**280**	**160**	**350**	**310**	**650**	**400**	**940**	**1000**	**810**	**900**
Semivolatile Organic Compounds																																									
Acenaphthene	2,000	µg/L	**4.0**	**3.1**	**4.2**	**27**	**6.5**	**7.8**	< 0.50	**4.8**	**53**	**15**	**21**	< 190	**39**	**120**	**37**	**16**	**9.3**	**11 ***	**12 J**	**1.1**	**0.5**	< 0.5	**4.1**	**1.9**	**3.3**	**1.8**	**1.8**	**3.5**	**5.2**	**5.0**	**4.6**	**8.4**	**4.2**	**16**	**6.1**	**9.1**	**21 ***	**31 J***	**23 J***
Acenaphthylene	10	µg/L	< 1.0	< 1.0	**4.5**	**6.3**	**2.8**	**2.7**	< 1.0	<1.0	< 100	**5.1**	< 19	< 190	**110**	**670**	**32**	**170**	**120**	**170**	**150**	< 1.0	< 1.0	< 1.0	< 1.0	< 1.0	< .1	< 1.0	< 1.0	**1.1**	**1.3**	< 2.1	< 4.3	**2.6**	**0.98 J**	**8.7**	**4.0**	**5.9**	**11**	**5.5 J***	**5.0 J***
Anthracene	10	µg/L	**1.0**	**0.44**	**1.9**	**8.1**	**2.3**	**0.86**	**0.31**	**0.78**	**5.8**	**3.0**	< 19	< 190	< 11	**220**	< 9.6	**24**	**8.5**	< 9.7	< 94	**0.051**	< 0.05	**0.068**	**0.1**	**0.063**	**0.081**	**0.081**	**0.097**	**0.42**	**0.35**	< 2.1	< 4.3	< 1.0	< 0.94	**1.3 J**	< 1.9	< 1.9	< 3.9	< 38 *	< 38 *
Benz(a)anthracene	0.1	µg/L	**0.52**	**0.57**	**6.0**	**8.4**	**1.4**	**0.17**	**0.11**	**0.12**	**0.76**	**1.2**	< 19	< 190	< 11	**190**	< 9.6	**13**	**5.1**	< 9.7	< 94	< 0.05	< 0.05	< 0.05	< 0.05	< 0.05	< 0.05	< 0.05	< 0.05	< 0.050	< 0.050	< 2.1	< 4.3	< 1.0	< 0.94	< 1.0	< 1.9	< 1.9	< 3.9	< 38	< 38
Benzo(a)pyrene	0.2	µg/L	**0.36**	**0.38**	**5.6**	**4.9**	**1.2**	**0.13**	**0.096**	**0.07**	**0.52**	**1.1**	< 19	< 190	< 11	**160**	< 9.6	**11**	**4**	< 9.7	< 94	< 0.05	< 0.05	< 0.05	< 0.05	< 0.05	< 0.05	< 0.05	< 0.05	< 0.050	< 0.050	< 2.1	< 4.3	< 1.0	< 0.94	< 1.0	< 1.9	< 1.9	< 3.9	< 38	< 38
Benzo(b)fluoranthene	0.2	µg/L	**0.38**	**0.34**	**5.2**	**5.1**	**0.92**	**0.13**	< 0.10	<0.010	**0.42**	**0.89**	< 19	< 190	< 11	< 5.1	< 9.6	**4.4**	**1.7**	< 9.7	< 94	< 0.1	< 0.1	< 0.1	< 0.1	< 0.1	< 0.10	< 0.10	< 0.10	< 0.10	< 0.10	< 2.1	< 4.3	< 1.0 *	< 0.94	< 1.0	< 1.9	< 1.9	< 3.9	< 38	< 38
Benzo(g,h,i)perylene	10	µg/L	**0.19**	**0.2**	**2.6**	**2.3**	**0.51**	< 0.1	< 0.10	<0.10	**0.18**	**0.58**	< 19	< 190	< 11	**54**	< 9.6	**3.8**	**1.5**	< 9.7	< 94	< 0.1	< 0.1	< 0.1	< 0.1	< 0.1	< 0.10	< 0.10	< 0.10	< 0.10	< 0.10	< 2.1	< 4.3	< 1.0	< 0.94	< 1.0	< 1.9	< 1.9	< 3.9	< 38	< 38
Benzo(k)fluoranthene	10	µg/L	**0.18**	**0.16**	**1.8**	**1.4**	**0.4**	< 0.05	< 0.05	<0.050	**0.16**	**0.36**	< 19	< 190	< 11	**110**	< 9.6	**7.1**	**2.2**	< 9.7	< 94	< 0.05	< 0.05	< 0.05	< 0.05	< 0.05	< 0.05	< 0.05	< 0.05	< 0.050	< 0.050	< 2.1	< 4.3	< 1.0	< 0.94	< 1.0	< 1.9	< 1.9	< 3.9	< 38 *	< 38 *
Chrysene	0.2	µg/L	**0.49**	**0.43**	**5.0**	**5.1**	**1.1**	**0.14**	**0.095**	**0.081**	**0.68**	**1.0**	< 19	< 190	< 5.1	**140**	< 4.3	**11**	**3.6**	< 9.7	< 94	< 0.05	< 0.05	< 0.05	< 0.05	< 0.05	< 0.05	< 0.05	< 0.05	< 0.050	< 0.050	< 2.1	< 4.3	< 0.47	< 0.42	< 0.45	< 1.9	< 1.9	< 3.9	< 38	< 38
Dibenzo(a,h)anthracene	0.3	µg/L	< 0.1	< 0.1	**0.49**	**0.59**	< 0.1	< 0.1	< 0.10	< 0.10	< 0.10	**0.10**	< 19	< 190	< 11	**16**	< 9.6	< 1.9	**0.46**	< 9.7	< 94	< 0.1	< 0.1	< 0.1	< 0.1	< 0.1	< 0.10	< 0.10	< 0.10	< 0.10	< 0.10	< 2.1	< 4.3	< 1.0	< 0.94	< 1.0	< 1.9	< 1.9	< 3.9	< 38	< 38
Fluoranthene	1,000	µg/L	**1.6**	**1.2**	**5.2**	**13**	**3.5**	**0.78**	**0.44**	**0.81**	**4.0**	**3.1**	< 19	< 190	< 11	**330**	< 9.6	**26**	**10**	< 9.7	< 94	< 0.1	< 0.1	< 0.1	< 0.1	< 0.1	< 0.1	< 0.10	< 0.10	**0.15**	**0.17**	< 2.1	< 4.3	< 1.0	< 0.94	< 1.0	< 1.9	< 1.9	< 3.9	< 38 *	< 38 *
Fluorene	1,000	µg/L	**3.9**	**1.2**	**1.3**	**19**	**8.4**	**4.7**	**0.61**	**4.7**	**42**	**14**	< 19	< 190	**39**	**590**	**30**	**67**	**43**	**44**	**31 J**	**0.23**	**0.13**	**0.12**	**1.1**	**0.54**	**0.89**	**0.84**	**0.83**	**2.3**	**3.5**	**3.9**	**4.4**	**7.0**	**3.7**	**13**	**5.0**	**4.2**	**7.8**	**6.8 J***	< 38 *
Indeno(1,2,3-cd)pyrene	0.4	µg/L	**0.14**	**0.15**	**2.2**	**1.9**	**0.39**	**0.058**	< 0.05	<0.050	**0.15**	**0.45**	< 19	< 190	< 11	**50**	< 9.6	**4.1**	**1.8**	< 9.7	< 94	< 0.05	< 0.05	< 0.05	< 0.05	< 0.05	< 0.05	< 0.05	< 0.05	< 0.050	< 0.050	< 2.1	< 4.3	< 1.0	< 0.94	< 1.0	< 1.9	< 1.9	< 3.9	< 38	< 38
Naphthalene	20	µg/L	< 0.5	< 0.5	< 0.5	< 0.5	< 0.5	**300**	**0.64**	<0.50	**2,400**	**0.65**	**680**	**3,600**	**4,700 D**	**11 J**	**3,700**	**1400**	**2100**	**6600 B**	**6900**	< 50	**11**	**0.64**	**93**	< 0.5	**150**	**75**	**85**	**390**	**260**	**180**	**120**	**310 D**	**26**	**12,000**	**490**	**1,700**	**2,600 B**	**1,800**	**1,300**
Phenanthrene	10	µg/L	**1.1**	**0.6**	**4.4**	**8.9**	**9.6**	**5.6**	**0.66**	**0.96**	**47**	**17**	< 19	< 190	**37**	**1,000**	**27**	**120**	**56**	**41**	**32 J**	**0.26**	**0.13**	**0.061**	**0.87**	**0.53**	**0.76**	**0.7**	**0.73**	**2.5**	**2.3**	**3.4**	< 4.3	**7.6**	**5.0**	**12 ***	**6.4**	**3.8**	**5.9**	< 38 *	< 38 *
Pyrene	1,000	µg/L	**2.2**	**1.8**	**9.9**	**18**	**4.8**	**0.97**	**0.45**	**0.89**	**4.4**	**3.9**	< 19	< 190	< 11	**530**	< 9.6	**44**	**12**	**11**	< 94	< 0.05	< 0.05	< 0.05	**0.071**	**0.084**	**0.055**	**0.051**	**0.054**	**0.15**	**0.19**	< 2.1	< 4.3	< 1.0	< 0.94	< 1.0	< 1.9	< 1.9	< 3.9	< 38	< 38
Inorganic Compounds																																									
Antimony	0.01	mg/L	< 0.006	< 0.006	< 0.006	< 0.006	< 0.02	< 0.02	< 0.02	< 0.02	< 0.02	< 0.02	< 0.02	< 0.02	< 0.0053	< 0.0053	< 0.0053	< 0.020	< 0.020	< 0.020	< 0.020	< 0.006	< 0.006	< 0.006	< 0.006	< 0.02	< 0.02	< 0.02	< 0.02	< 0.0200	< 0.0200	< 0.020	< 0.020	< 0.0053	< 0.0053	< 0.0053	< 0.020	< 0.020	< 0.020	< 0.020	< 0.020
Arsenic	0.05	mg/L	< 0.005	< 0.005	< 0.005	< 0.005	< 0.005	< 0.005	< 0.005	< 0.005	< 0.005	< 0.005	< 0.02	< 0.02	< 0.0046	< 0.0046	< 0.0046	< 0.020	< 0.020	< 0.020	< 0.010	< 0.005	< 0.005	< 0.005	< 0.005	< 0.005	< 0.05	< 0.05	< 0.05	< 0.0500	< 0.0500	< 0.020	< 0.020	< 0.0046	< 0.0046	< 0.0046	< 0.020	< 0.020	< 0.020	< 0.010	< 0.010
Barium	2	mg/L	**0.0348**	**0.019**	**0.212**	**0.285**	**0.0545**	**0.109**	**0.0515**	<0.0200	**0.326**	**0.130**	**0.049**	**0.29**	**0.28**	**0.23**	**0.22**	**0.22**	**0.067**	**0.14**	**0.17**	**0.0381**	**0.0312**	**0.0424**	**0.0844**	**0.0712**	**0.0678**	**0.0609**	**0.0598**	**0.256**	**0.268**	**0.30**	**0.33**	**0.41**	**0.40**	**0.47**	**0.52**	**0.56**	**0.26**	**0.15**	**0.14**
Beryllium	0.004	mg/L	< 0.004	< 0.004	< 0.004	< 0.004	< 0.01	< 0.01	< 0.01	< 0.01	< 0.01	< 0.01	< 0.0040	< 0.0040	< 0.00020	< 0.00020	**0.00027 J**	< 0.0040	< 0.0040	< 0.0040	< 0.0040	< 0.004	< 0.004	< 0.004	< 0.004	< 0.01	< 0.01	< 0.01	< 0.01	< 0.0100	< 0.0100	< 0.0040	< 0.0040	< 0.00020	< 0.00020	< 0.00020	< 0.0040	< 0.0040	< 0.0040	< 0.0040	< 0.0040
Cadmium	0.005	mg/L	**0.0056**	**0.00591**	< 0.005	< 0.005	< 0.005	< 0.005	< 0.005	**0.0089**	**0.0063**	**0.0298**	**0.0062**	< 0.0050	< 0.0020	< 0.0020	< 0.0020	< 0.0050	< 0.0050	< 0.0050	< 0.0050	< 0.005	< 0.005	< 0.005	< 0.005	< 0.005	< 0.005	< 0.005	< 0.005	< 0.0050	< 0.0050	< 0.0050	< 0.0050	< 0.0020	< 0.0020	< 0.0020	< 0.0050	< 0.0050	< 0.0050	< 0.0050	< 0.0050
Chromium	0.1	mg/L	< 0.01	< 0.01	< 0.01	< 0.01	< 0.01	< 0.01	< 0.01	< 0.01	< 0.01	< 0.01	< 0.010	< 0.010	< 0.0012	< 0.0012	**0.0019 J**	**0.0012 J**	< 0.010	< 0.010	**0.0047 J**	< 0.01	< 0.01	< 0.01	< 0.01	< 0.01	< 0.01	< 0.01	< 0.01	< 0.0100	< 0.0100	< 0.010	< 0.010	**0.0012 J**	**0.0016 J**	< 0.0012	**0.0014 J**	< 0.010	< 0.010	< 0.010	< 0.010
Copper	1.3	mg/L	< 0.01	< 0.01	< 0.01	< 0.01	< 0.01	< 0.01	< 0.01	< 0.01	< 0.01	< 0.01	< 0.02	< 0.02	**0.0026 J**	< 0.0019	**0.0044 JB**	**0.0020 J**	< 0.020	< 0.020	< 0.020	< 0.01	< 0.01	< 0.01	< 0.01	< 0.01	< 0.01	< 0.01	< 0.01	< 0.0100	< 0.0100	< 0.020	< 0.020	< 0.0019	< 0.0019	**0.0037 JB**	**0.0030 J**	< 0.020	< 0.020	< 0.020	< 0.020
Cyanide	0.2	mg/L	< 0.01	< 0.01	< 0.01	< 0.01	< 0.01	< 0.01	**0.012**	< 0.01	< 0.01	**0.014**	< 0.010	< 0.010	< 0.0050	< 0.0050	< 0.0050	< 0.010	< 0.010	< 0.010	< 0.010	< 0.01	< 0.01	< 0.01	< 0.01	< 0.01	< 0.01	< 0.01	< 0.01	< 0.010	< 0.010	< 0.010	< 0.010	< 0.0050	**0.0052 J**	< 0.0050	< 0.010	< 0.010	< 0.010	< 0.010	< 0.010
Lead	0.015	mg/L	< 0.01	< 0.01	< 0.01	< 0.01	< 0.01	< 0.01	< 0.01	< 0.01	< 0.01	< 0.01	< 0.010	< 0.010	< 0.0040	< 0.0040	< 0.0040	< 0.010	< 0.010	< 0.010	< 0.0050	< 0.01	< 0.01	< 0.01	< 0.01	< 0.01	< 0.01	< 0.01	< 0.01	< 0.0100	< 0.0100	< 0.010	< 0.010	< 0.0040	< 0.0040	< 0.0040	< 0.010	< 0.010	< 0.010	< 0.0050	< 0.0050
Mercury	0.002	mg/L	< 0.0002	< 0.0002	< 0.0002	< 0.0002	< 0.0002	< 0.00020	< 0.00020	< 0.00020	< 0.00020	< 0.00020	< 0.00020	< 0.00020	< 0.000091	< 0.000091	< 0.000091	< 0.00020	< 0.00020	< 0.00020	< 0.00020	< 0.0002	< 0.0002	< 0.0002	< 0.0002	< 0.0002	< 0.00020	< 0.00020	< 0.00020	< 0.00020	< 0.00020	< 0.00020	< 0.00020	< 0.000091	< 0.000091	< 0.000091	< 0.00020	< 0.00020	< 0.00020	< 0.00020	< 0.00020
Nickel	0.1	mg/L	< 0.02	< 0.02	< 0.02	< 0.02	< 0.02	< 0.02	< 0.02	< 0.02	< 0.02	< 0.02	< 0.04	< 0.04	< 0.0023	< 0.0023	< 0.0023	< 0.040	< 0.040	< 0.040	< 0.040	< 0.02	< 0.02	< 0.02	< 0.02	< 0.02	< 0.02	< 0.02	< 0.02	< 0.0200	< 0.0200	< 0.040	< 0.040	**0.013 J**	**0.0012 J**	**0.0094 J**	**0.011 J**	< 0.040	< 0.040	**0.0046 J**	**0.0055 J**
Selenium	0.05	mg/L	< 0.02	< 0.02	< 0.02	< 0.02	< 0.02	< 0.02	< 0.02	< 0.02	< 0.02	< 0.02	< 0.020	< 0.020	< 0.0064	< 0.0064	< 0.0064	< 0.020	< 0.020	< 0.020	< 0.010	< 0.02	< 0.02	< 0.02	< 0.02	< 0.02	< 0.02	< 0.02	< 0.02	< 0.0200	< 0.0200	< 0.020	< 0.020	< 0.0064	< 0.0064	< 0.0064	< 0.020	< 0.020	< 0.020	< 0.010	< 0.010
Thallium	0.002	mg/L	< 0.002	< 0.002	< 0.002	< 0.002	< 0.02	< 0.02	< 0.02	< 0.02	< 0.02	< 0.02	< 0.0010	< 0.0010	< 0.00025	< 0.00025	< 0.00025	< 0.0010	< 0.0010	< 0.0010	< 0.0010	< 0.002	< 0.002	< 0.002	< 0.002	< 0.02	< 0.02	< 0.02	< 0.0200	< 0.0200	< 0.0010	< 0.0010	< 0.00025	< 0.00025	< 0.00025	< 0.0010	< 0.0010	< 0.0010	< 0.0010	< 0.0010
Vanadium (fume or dust)	0.2	mg/L	< 0.01	< 0.01	< 0.01	< 0.01	< 0.01	< 0.01	< 0.01	< 0.01	< 0.01	< 0.01	< 0.010	< 0.010	**0.0030 J**	< 0.0024	**0.0030 J**	< 0.010	< 0.010	< 0.010	**0.0040 J**	< 0.01	< 0.01	< 0.01	< 0.01	< 0.01	< 0.01	< 0.01	< 0.01	< 0.0100	< 0.0100	< 0.010	< 0.010	< 0.0024	< 0.0024	< 0.0024	< 0.010	< 0.010	< 0.010	< 0.010	< 0.010
Zinc	2	mg/L	**0.0736**	**0.0886**	**0.0702**	**0.0285**	**0.13**	**0.0939**	**0.0623**	**0.165**	**0.124**	**0.573**	**0.14**	**0.028**	**0.015 J**	**0.016 J**	**0.11**	**0.13**	<0.020	**0.12**	**0.012 J**	< 0.02	< 0.02	< 0.02	< 0.02	**0.0567**	< 0.02	< 0.02	< 0.02	< 0.0200	< 0.0200	< 0.020	< 0.020	< 0.0087	< 0.0087	< 0.0087	< 0.020	< 0.020	< 0.020	0.028	< 0.020

Notes:
* - Not a HSRA regulated compound
ISCO - *in-situ* chemical oxidation
** - Resampled in August 2007 for VOCs only
RRS - Risk Reduction Standard

Data Qualifier Defintions:
-- - Not analyzed
B (Inorganics) - Estimated analyte concentration
D - Analyte concentration reported from secondary dilution
DB - Analyte concentration reported from secondary dilution; analyte detected in method blank
H - Holding time exceeded for sample
J - Estimated analyte concentration
JB (Organic) - Estimated analyte concentration; analyte detected in method blank
JM (Organic) - Estimated analyte concentration; spike sample recovery outside control limits
M (Organic) - Spike sample recovery outside control limits
N - Spike sample recovery outside of control limits
R - Sample data results rejected due to deficiencies in the ability to meet quality control standards
< - Analyte not detected at referenced detection limit
U - Analyte not detected at referenced detection limit
UJ - Analyte not detected; low method bias and/or matrix interference
UN - Analyte not detected; spiked sample recovery outside of control limits
UR - Analyte not detected; data rejected
UWN - Analyte not detected; post digestion spike and spike sample recovery outside control limits
Bold - Exceeds the laboratory detection limit
Bold and shaded - Analyte concentration exceeds the Type 1 RRS
Detection Limit exceeds the Type I RRS

Appendix E-3
Summary of Historical Ground Water Sampling Data - Decommissioned Wells
Atlanta Gas Light Company
Former Manufactured Gas Plant Site
Augusta, Ga

Chemical Name	Type 1 Risk Reduction Standard	Location ID	MW-512BR	MW-512BR	MW-512BR	MW-512BR	MW-512BR	MW-512BR	MW-512BR	MW-512BR	MW-512BR	MW-512BR	MW-512BR	MW-512BR	MW-512BR	MW-512BR	MW-512BR	MW-512BR	MW-512BR	MW-512BR	MW-512BR
		Sample Date	7/26/2017	1/25/2017	7/27/2016	1/20/2016	7/30/2015	1/14/2015	7/17/2014	1/14/2014	7/11/2013	1/10/2013	7/26/2012	1/25/2012	7/7/2011	1/20/2011	7/20/2010	7/20/2010 DUP	1/12/2010	7/29/2009	1/19/2009
		Unit	Post-Extraction					During Extraction													
Volatile Organic Compounds																					
Acetone	4,000	µg/L	< 50	< 50	< 50	< 50	< 50	< 50	< 50	< 50	< 50	< 500	< 500	< 5.0	< 5.0	< 5.0	**52 J**	**44 J**	< 2000	< 2000	< 2000
Benzene	5	µg/L	< 5.0	< 5.0	**6.4**	**20**	< 5.0	< 5.0	**12**	**5.2**	**85**	**150**	**1,300 D**	**40**	**1,500**	**63**	**200**	**200**	**3,500**	**1,900**	**2,300**
Carbon Disulfide	4,000	µg/L	< 5.0	< 5.0	< 5.0	< 5.0	< 5.0	< 5.0	< 5.0	< 5.0	< 5.0	< 5.0	< 25	< 0.60	< 0.60	< 0.60	< 10	< 10	< 100	< 100	18 J
Ethylbenzene	700	µg/L	< 5.0	< 5.0	< 5.0	< 5.0	< 5.0	< 5.0	< 5.0	< 5.0	< 5.0	**8.4**	< 25	**8.4**	**20**	**1.8 J**	**24**	**24**	**560**	**250**	**250**
Methylene Chloride	5	µg/L	< 5.0	< 5.0	< 5.0	< 5.0	< 5.0	< 5.0	< 5.0	< 5.0	< 5.0	< 5.0	< 25	< 1.0	< 1.0	< 1.0	< 10	< 10	< 100	< 100	< 100
Toluene	1,000	µg/L	< 5.0	< 5.0	< 5.0	< 5.0	< 5.0	< 5.0	< 5.0	< 5.0	< 5.0	< 5.0	< 25	< 0.33	**3.4 J**	< 0.33	**0.91 J**	**1.0 J**	< 100	< 100	**130**
Trichloroethylene	5	µg/L	< 5.0	< 5.0	< 5.0	< 5.0	< 5.0	< 5.0	< 5.0	< 5.0	< 5.0	< 5.0	< 25	< 0.13	< 0.13	< 0.13	< 10	< 10	< 100	< 100	< 100
Xylenes, total	2,000	µg/L	< 5.0	< 5.0	< 5.0	< 5.0	< 5.0	< 5.0	< 5.0	< 5.0	< 5.0	< 5.0	< 25	**1.4 J**	**34**	**3.3 J**	**7.3 J**	**7.5 J**	**200**	**110**	**160**
Semivolatile Organic Compounds																					
Acenaphthene	2,000	µg/L	**2.2**	< 0.5	< 0.5	**2.1**	< 0.5	**2.5**	**3**	**0.95**	**1.7**	**1.2**	< 19	**2.4**	**12**	**2.4**	**1.7**	**0.77**	**26**	**10 ***	**6.8 J***
Acenaphthylene	10	µg/L	< 1.0	< 1.0	< 1.0	< 1.0	< 1.0	< 1.0	< 1.0	< 1.0	< 1.0	< 0.19	< 19	**0.16 J**	< 0.99	**0.39**	**0.55**	**0.13 J**	**2.7**	**3.5**	**4.0 J***
Anthracene	10	µg/L	**0.072**	< 0.05	**0.06**	**0.054**	< 0.05	**0.051**	**0.088**	**0.072**	**0.066**	< 0.19	< 19	**0.11 J**	< 0.99	< 0.096	**0.11 J**	< 0.19	< 1.9	< 0.94	< 19 *
Benz(a)anthracene	0.1	µg/L	< 0.05	< 0.05	< 0.05	< 0.05	< 0.05	< 0.05	< 0.05	< 0.05	< 0.05	< 0.19	< 19	< 0.11	< 0.99	< 0.096	< 0.19	< 0.19	< 1.9	< 0.94	< 19
Benzo(a)pyrene	0.2	µg/L	< 0.05	< 0.05	< 0.05	< 0.05	< 0.05	< 0.05	< 0.05	< 0.05	< 0.05	< 0.19	< 19	< 0.11	< 0.99	< 0.096	< 0.19	< 0.19	< 1.9	< 0.94	< 19
Benzo(b)fluoranthene	0.2	µg/L	< 0.1	< 0.1	< 0.1	< 0.1	< 0.1	< 0.10	< 0.10	< 0.10	< 0.10	< 0.19	< 19	< 0.11 *	< 0.99	< 0.096	< 0.19	< 0.19	< 1.9	< 0.94	< 19
Benzo(g,h,i)perylene	10	µg/L	< 0.1	< 0.1	< 0.1	< 0.1	< 0.1	< 0.10	< 0.10	< 0.10	< 0.10	< 0.19	< 19	< 0.11	< 0.99	< 0.096	< 0.19	< 0.19	< 1.9	< 0.94	< 19
Benzo(k)fluoranthene	10	µg/L	< 0.05	< 0.05	< 0.05	< 0.05	< 0.05	< 0.05	< 0.05	< 0.05	< 0.05	< 0.19	< 19	< 0.11	< 0.99	< 0.096	< 0.19	< 0.19	< 1.9	< 0.94	< 19 *
Chrysene	0.2	µg/L	< 0.05	< 0.05	< 0.05	< 0.05	< 0.05	< 0.05	< 0.05	< 0.05	< 0.05	< 0.19	< 19	< 0.049	< 0.44	< 0.043	< 0.19	< 0.19	< 1.9	< 0.94	< 19
Dibenzo(a,h)anthracene	0.3	µg/L	< 0.1	< 0.1	< 0.1	< 0.1	< 0.1	< 0.10	< 0.10	< 0.10	< 0.10	< 0.19	< 19	< 0.11	< 0.99	< 0.096	< 0.19	< 0.19	< 1.9	< 0.94	< 19
Fluoranthene	1,000	µg/L	< 0.1	< 0.1	< 0.1	< 0.1	< 0.1	< 0.10	< 0.10	< 0.10	< 0.10	< 0.19	< 19	**0.14 J**	< 0.99	< 0.096	< 0.19	< 0.19	< 1.9	< 0.94	< 19 *
Fluorene	1,000	µg/L	**0.24**	< 0.1	< 0.1	**0.2**	< 0.1	**0.28**	**0.37**	**0.22**	**0.30**	< 0.19	< 19	**0.57**	**2.7**	**0.41**	**0.79**	**0.41**	**5.2**	**3.1**	< 19 *
Indeno(1,2,3-cd)pyrene	0.4	µg/L	< 0.05	< 0.05	< 0.05	< 0.05	< 0.05	**0.081**	< 0.05	< 0.05	< 0.05	< 0.19	< 19	< 0.11	< 0.99	< 0.096	< 0.19	< 0.19	< 1.9	< 0.94	< 19
Naphthalene	20	µg/L	< 0.5	< 0.5	< 0.5	**1.4**	**0.69**	< 0.50	**3.7**	<0.50	**7.4**	**15**	**320**	**0.84**	**320**	**11 J**	< 0.19	< 0.19	**810**	**370 B**	**350**
Phenanthrene	10	µg/L	< 0.05	< 0.05	< 0.05	**0.086**	< 0.05	< 0.05	**0.27**	**0.44**	**0.41**	< 0.19	< 19	**0.71**	**1.6 J**	**0.23 ***	**0.82**	**0.56**	**4.9**	**3.0**	< 19 *
Pyrene	1,000	µg/L	**0.061**	< 0.05	< 0.05	**0.053**	< 0.05	< 0.05	< 0.05	**0.11**	**0.075**	< 0.19	< 19	**0.18 J**	< 0.99	< 0.096	**0.11 J**	< 0.19	< 1.9	< 0.94	< 19
Inorganic Compounds																					
Antimony	0.01	mg/L	< 0.006	< 0.006	< 0.006	< 0.006	< 0.02	< 0.02	< 0.02	< 0.02	< 0.02	< 0.02	< 0.02	< 0.0053	< 0.0053	< 0.0053	< 0.020	< 0.020	< 0.020	< 0.020	< 0.020
Arsenic	0.05	mg/L	< 0.05	< 0.05	< 0.05	< 0.05	< 0.05	< 0.05	< 0.05	< 0.05	< 0.05	< 0.02	< 0.02	< 0.0046	< 0.0046	< 0.0046	< 0.020	< 0.020	< 0.020	< 0.020	< 0.010
Barium	2	mg/L	**0.332**	**0.198**	**0.334**	**0.299**	**0.19**	**0.154**	**0.192**	**0.256**	**0.171**	**0.13**	**0.23**	**0.13**	**0.24**	**0.11**	**0.064**	**0.062**	**0.15**	**0.079**	**0.22**
Beryllium	0.004	mg/L	< 0.004	< 0.004	< 0.004	< 0.004	< 0.01	< 0.01	< 0.01	< 0.01	< 0.01	< 0.0040	< 0.0040	< 0.00020	< 0.00020	**0.00027 JB**	< 0.0040	< 0.0040	< 0.0040	< 0.0040	< 0.0040
Cadmium	0.005	mg/L	< 0.005	< 0.005	< 0.005	< 0.005	< 0.005	< 0.005	< 0.005	< 0.005	< 0.005	< 0.0050	< 0.0050	< 0.0020	< 0.0020	< 0.0020	< 0.0050	< 0.0050	< 0.0050	< 0.0050	< 0.0050
Chromium	0.1	mg/L	< 0.01	< 0.01	< 0.01	< 0.01	< 0.01	< 0.01	< 0.01	< 0.01	< 0.01	< 0.010	< 0.010	< 0.0012	< 0.0012	< 0.0012	< 0.010	< 0.010	< 0.010	< 0.010	< 0.010
Copper	1.3	mg/L	< 0.01	< 0.01	< 0.01	< 0.01	< 0.01	< 0.01	< 0.01	< 0.01	< 0.01	< 0.02	< 0.02	< 0.0019	< 0.0019	**0.0027 JB**	< 0.020	< 0.020	< 0.020	< 0.020	< 0.020
Cyanide	0.2	mg/L	< 0.01	< 0.01	< 0.01	< 0.01	< 0.01	< 0.01	< 0.01	< 0.01	< 0.01	< 0.010	< 0.010	**0.0068 J**	< 0.0050	< 0.0050	< 0.010	< 0.010	< 0.010	< 0.010	< 0.010
Lead	0.015	mg/L	< 0.01	< 0.01	< 0.01	< 0.01	< 0.01	< 0.01	< 0.01	< 0.01	< 0.01	< 0.010	< 0.010	< 0.0040	< 0.0040	< 0.0040	< 0.010	< 0.010	< 0.010	< 0.010	< 0.0050
Mercury	0.002	mg/L	< 0.0002	< 0.0002	< 0.0002	< 0.0002	< 0.0002	< 0.00020	< 0.00020	< 0.00020	< 0.00020	< 0.00020	< 0.00020	< 0.000091	< 0.000091	< 0.000091	< 0.00020	< 0.00020	< 0.00020	< 0.00020	< 0.00020
Nickel	0.1	mg/L	< 0.02	< 0.02	< 0.02	< 0.02	< 0.02	< 0.02	< 0.02	< 0.02	< 0.02	< 0.04	< 0.04	< 0.0023	< 0.0023	< 0.0023	< 0.040	< 0.040	< 0.040	< 0.040	< 0.040
Selenium	0.05	mg/L	< 0.02	< 0.02	< 0.02	< 0.02	< 0.02	< 0.02	< 0.02	< 0.02	< 0.02	< 0.020	< 0.020	< 0.0064	< 0.0064	< 0.0064	< 0.020	< 0.020	< 0.020	< 0.020	< 0.010
Thallium	0.002	mg/L	< 0.002	< 0.002	< 0.002	< 0.002	< 0.02	< 0.02	< 0.02	< 0.02	< 0.02	< 0.0010	< 0.0010	< 0.00025	< 0.00025	< 0.00025	< 0.0010	< 0.0010	< 0.0010	< 0.0010	< 0.0010
Vanadium (fume or dust)	0.2	mg/L	< 0.01	< 0.01	< 0.01	< 0.01	< 0.01	< 0.01	< 0.01	< 0.01	< 0.01	< 0.010	< 0.010	< 0.0024	< 0.0024	< 0.0024	< 0.010	< 0.010	< 0.010	< 0.010	< 0.010
Zinc	2	mg/L	< 0.02	< 0.02	< 0.02	< 0.02	**0.0781**	< 0.02	< 0.02	< 0.02	< 0.02	< 0.020	< 0.020	< 0.0087	< 0.0087	**0.0095 J**	< 0.020	< 0.020	< 0.020	< 0.020	< 0.020

Notes:
* - Not a HSRA regulated compound
ISCO - *in-situ* chemical oxidation
** - Resampled in August 2007 for VOCs only
RRS - Risk Reduction Standard

Data Qualifier Defintions:
-- - Not analyzed
B (Inorganics) - Estimated analyte concentration
D - Analyte concentration reported from secondary dilution
DB - Analyte concentration reported from secondary dilution; analyte detected in method blank
H - Holding time exceeded for sample
J - Estimated analyte concentration
JB (Organic) - Estimated analyte concentration; analyte detected in method blank
JM (Organic) - Estimated analyte concentration; spike sample recovery outside control limits
M (Organic) - Spike sample recovery outside control limits
N - Spike sample recovery outside of control limits
R - Sample data results rejected due to deficiencies in the ability to meet quality control standards
< - Analyte not detected at referenced detection limit
U - Analyte not detected at referenced detection limit
UJ - Analyte not detected; low method bias and/or matrix interference
UN - Analyte not detected; spiked sample recovery outside of control limits
UR - Analyte not detected; data rejected
UWN - Analyte not detected; post digestion spike and spike sample recovery outside control limits
Bold - Exceeds the laboratory detection limit
Bold and shaded - Analyte concentration exceeds the Type 1 RRS

Appendix E-3
Summary of Historical Ground Water Sampling Data - Decommissioned Wells
Atlanta Gas Light Company
Former Manufactured Gas Plant Site
Augusta, Ga

Chemical Name	Type 1 Risk Reduction Standard	Location ID	MW-600	MW-600	MW-600	MW-600	MW-600	MW-600	MW-600	MW-600	MW-600	MW-600	MW-600	MW-600	MW-600	MW-600	MW-600	MW-600	MW-601	MW-601	MW-601	MW-601	MW-601	MW-601	MW-601	MW-601	MW-601	MW-601	MW-601	MW-601	MW-601	MW-601	MW-601
		Sample Date	7/26/2017	7/26/2017 DUP	1/25/2017	1/25/2017 DUP	7/27/2016	7/27/2016 DUP	1/21/2016	1/21/2016 DUP	1/14/2015	7/16/2014	1/9/2014	7/11/2013	7/11/2013 DUP	1/10/2013	7/26/2012	1/25/2012**	7/25/2017	1/25/2017	7/28/2016	1/20/2016	7/30/2015	7/30/2015 DUP	1/14/2015	7/16/2014	1/9/2014	7/11/2013	1/10/2013	7/25/2012	1/19/2012	7/6/2011	1/20/2011
		Unit	Post-ISCO																Post-ISCO														
Field Parameters																																	
Conductivity	*	mS/cm	0.497	0.497	0.396	0.396	0.36	0.36	0.168	0.168	0.257	0.529	0.416	0.293	0.293	0.396	0.375	0.430	0.221	0.224	0.427	0.451	590	590	0.529	0.565	0.421	0.543	0.569	0.658	0.649	0.645	0.46
Dissolved Oxygen (YSI)	*	mg/L	0.28	0.28	0.55	0.55	0.01	0.01	0.28	0.28	0.18	0.43	0.58	0.26	0.26	0.79	1.2	0.46	0.13	0.16	0.08	0.19	0.3	0.3	0.28	0.23	0.24	0.34	0.19	2.94	0.15	0.25	0.22
Oxidation Reduction Potential	*	mV	-23	-23	-100.5	-100.5	31.8	31.8	154.9	154.9	-71.3	-73.9	-43.7	-24.1	-24.1	8.7	-32.1	-28.0	-39.5	10.7	-52.6	-89.2	234.1	234.1	-42.8	-137.3	-66.0	-121.2	-103.8	-61.0	-80.0	-84.5	-77.0
pH	*	SU	6.07	6.07	6.14	6.14	6.8	6.8	6.44	6.44	6.1	6.33	6.45	6.70	6.70	6.61	6.70	6.22	6.01	6.08	6.46	6	6.08	6.08	5.92	6.05	6.22	6.01	5.96	5.22	6.16	6.00	5.85
Temperature	*	Celsius	27.88	27.88	23.01	23.01	26.6	26.6	16.61	16.61	17.9	22.93	21.27	21.54	21.54	26.44	24.33	22.87	22.55	21.2	20.85	21.24	25.7	25.7	15.8	23.11	18.95	21.41	22.47	25.42	22.04	22.88	19.84
Turbidity	*	NTU	9.58	9.58	6.83	6.83	16.8	16.8	31.7	31.7	53	45.8	19.9	9.60	9.60	24.20	8.05	> 999	5.93	4.27	3.71	1.8	35.5	35.5	3.12	8.56	8.79	8.16	9.14	3.27	1.1	26.2	16.9
Monitored Natural Attenuation Parameters																																	
Carbon Dioxide	*	µg/L	--	--	--	--	--	--	--	--	--	--	--	--	--	--	--	--	--	--	--	--	--	--	--	--	--	--	--	--	--	--	--
Iron, as Ferrous (Fe+2)	*	mg/L	--	--	--	--	--	--	--	--	--	--	--	--	--	--	--	--	--	--	--	--	--	--	--	--	--	--	--	--	--	--	--
Methane	*	µg/L	--	--	--	--	--	--	--	--	--	--	--	--	--	--	--	--	--	--	--	--	--	--	--	--	--	--	--	--	--	--	--
Nitrate	*	mg/L	--	--	--	--	--	--	--	--	--	--	--	--	--	--	--	--	--	--	--	--	--	--	--	--	--	--	--	--	--	--	--
Oxygen	*	mg/L	--	--	--	--	--	--	--	--	--	--	--	--	--	--	--	--	--	--	--	--	--	--	--	--	--	--	--	--	--	--	--
Sulfate	*	mg/L	--	--	--	--	--	--	--	--	--	--	--	--	--	--	--	--	--	--	--	--	--	--	--	--	--	--	--	--	--	--	--
Volatile Organic Compounds																																	
Acetone	4,000	µg/L	< 25000	< 25000	< 2500	< 2500	< 50	< 50	< 50	< 50	< 25,000	< 25,000	< 2,500	< 2,500	< 2,500	< 20,000	< 5,000	< 100	< 5000	< 5000	< 5000	< 5000	< 2500	< 2500	< 5,000	< 5,000	< 5,000	< 2,500	< 2,500	< 25,000	< 1,300	**740 J**	< 500
Benzene	5	µg/L	**20000 J**	**30000 J**	**27000**	**27000**	**23000**	**23000**	**4500**	**4300**	**25,000**	**25,000**	**20,000**	**7,000**	**5,900**	**26,000**	**48,000 D**	**440**	**9400**	**8200**	**12000**	**20000**	**20000**	**21000**	**6,900**	**31000**	**18,000**	**18,000**	**28,000**	**27,000**	**21,000**	**22,000 D**	**14,000**
Carbon Disulfide	4,000	µg/L	< 2500	< 2500	< 250	< 250	< 5.0	< 5.0	< 5.0	< 5.0	< 2,500	< 2500	< 250	< 250	< 250	<1,000	< 250	< 12	< 500	< 500	< 500	< 500	< 250	< 250	< 500	< 500	< 500	< 250	<130	< 1,300	< 150	< 60	< 60
Ethylbenzene	700	µg/L	< 2500	< 2500	**2700**	**2700**	**2100**	**2000**	**420**	**440**	< 250	< 2500	**2,400**	**990**	**760**	**1,300**	**1,300**	**1,600**	**1400**	**570**	**910**	**850**	**1400**	**1500**	**960**	**1,600**	**1,300**	**1,000**	**950**	< 1,300	**950 J**	**890**	**440 J**
Methylene Chloride	5	µg/L	< 2500	< 2500	< 250	< 250	< 5.0	< 5.0	< 5.0	< 5.0	< 5.0	< 2500	< 250	< 250	< 250	<1,000	< 250	< 20	< 500	< 500	< 500	< 500	< 250	< 250	< 5.0	< 500	< 500	< 250	<130	< 1,300	< 250	< 100	< 100
Toluene	1,000	µg/L	**8400 J**	**14000 J**	**10000**	**10000**	**13000**	**13000**	**1400**	**1400**	**8,500**	**17,000**	**12,000**	**5,300**	**4,300**	**12,000**	**24,000 D**	**72 J**	**8200**	**7300**	**9700**	**13000**	**12000**	**14000**	**2,100**	**16,000**	**6,100**	**8,700**	**13,000**	**11,000**	**8,800**	**10,000**	**7,400**
Trichloroethylene	5	µg/L	< 2500	< 2500	< 250	< 250	< 5.0	< 5.0	< 5.0	< 5.0	< 2,500	< 2500	< 250	< 250	< 250	<1,000	< 250	< 2.6	< 500	< 500	< 500	< 500	< 250	< 250	< 500	< 500	< 500	< 250	<130	< 1,300	< 33	< 13	< 13
Xylenes, total	2,000	µg/L	< 2500	**2500**	**3700**	**3700**	**4000**	**4000**	**510**	**620**	2,600	**4,600**	**3,700**	**2,100**	**1,600**	**3,000**	**5,100 D**	**1,200**	**2800**	**2000**	**3100**	**4100**	**3500**	**3400**	**1,900**	**4,200**	**2,500**	**3,400**	**3,700**	**3,800**	**3,300**	**3,700**	**3,000**
Semivolatile Organic Compounds																																	
Acenaphthene	2,000	µg/L	**12 J**	**20 J**	**21**	**21**	**21**	**23**	**3.4 JL**	**4.1 JL**	**14**	**9.2**	**21**	**6.2**	**6.3**	< 22	< 190	**200**	**18**	**8.0**	**14**	**13**	**1.0**	**5.6**	**12**	**4.6**	**14**	**18**	**19**	< 210	**18**	**12**	**16**
Acenaphthylene	10	µg/L	**90**	**110**	**74**	**79**	**110**	**100**	**8.8 JL**	**13 JL**	**120**	**210**	**190**	**53**	< 100	**93**	< 190	**67**	**44**	**33**	**53**	**60**	**5**	< 1.000	**45**	**70**	**50**	**64**	**81**	< 210	**75**	**65**	**68**
Anthracene	10	µg/L	**3.5**	**3.3**	**3.3**	**3.4**	**2.5**	**2.6**	**0.51 JL**	**0.77 JL**	**2.4**	**8.9**	**5.6**	**1.5**	**1.7**	< 22	< 190	**43**	**3.8**	**3.1**	**4.5**	**4.8**	**3.7**	**2.8**	**4.4**	**4.7**	**7.7**	**6.7**	< 19	< 210	**7.1 J**	**5.2 J**	**5.5**
Benz(a)anthracene	0.1	µg/L	**0.57**	**0.46**	**0.41**	**0.5**	**0.18**	**0.21**	**0.3 JL**	**0.35 JL**	**0.38**	**2.8**	**0.97**	< 0.50	**0.31**	< 22	< 190	**35**	**0.15**	**0.15**	**0.19**	**0.31**	< 0.05	**0.14**	< 0.050	**0.24**	**0.4**	< 0.50	< 19	< 210	< 4.8	< 4.7	< 1.0
Benzo(a)pyrene	0.2	µg/L	**0.39**	**0.32**	**0.23**	**0.26**	**0.099**	**0.12**	**0.22 JL**	**0.27 JL**	**0.3**	**2.1**	**0.72**	< 0.50	**0.23**	< 22	< 190	**35**	< 0.05	< 0.05	< 0.05	< 0.05	< 0.05	< 0.05	< 0.050	< 0.050	< 0.050	< 0.50	< 19	< 210	< 4.8	< 4.7	< 1.0
Benzo(b)fluoranthene	0.2	µg/L	**0.38**	**0.32**	**0.2**	**0.23**	< 0.1	< 0.1	**0.18 JL**	**0.22 JL**	**0.28**	**1.8**	**0.47**	< 1.0	**0.19**	< 22	< 190	**27**	< 0.1	< 0.1	< 0.1	< 0.1	< 0.1	< 0.1	< 0.10	< 0.10	< 0.1	< 1.0	< 19	< 210	< 4.8	< 4.7	< 1.0
Benzo(g,h,i)perylene	10	µg/L	**0.17**	**0.14**	**0.11**	**0.13**	< 0.1	< 0.1	**0.11 JL**	**0.14 JL**	**0.16**	**0.79**	**0.26**	< 1.0	< 0.10	< 22	< 190	**14**	< 0.1	< 0.1	< 0.1	< 0.1	< 0.1	< 0.1	< 0.10	< 0.10	< 1.0	< 1.0	< 19	< 210	< 4.8	< 4.7	< 1.0
Benzo(k)fluoranthene	10	µg/L	**0.12 J**	**0.082 J**	**0.085**	**0.11**	< 0.05	< 0.05	**0.089 JL**	**0.11 JL**	**0.085**	**0.68**	**0.18**	< 0.50	**0.096**	< 22	< 190	**13**	< 0.05	< 0.05	< 0.05	< 0.05	< 0.05	< 0.05	< 0.050	< 0.050	< 0.50	< 0.50	< 19	< 210	< 4.8	< 4.7	< 1.0
Chrysene	0.2	µg/L	**0.36**	**0.3**	**0.32**	**0.38**	**0.14**	**0.17**	**0.19 JL**	**0.27 JL**	**0.3**	**2.1**	**0.66**	< 0.50	**0.26**	< 22	< 190	**28**	< 0.05	**0.073**	< 0.05	**0.21**	< 0.05	< 0.05	< 0.050	< 0.050	< 0.050	< 0.50	<1 9	< 210	< 2.2	< 2.1	< 0.45
Dibenzo(a,h)anthracene	0.3	µg/L	< 0.1	< 0.1	< 0.1	< 0.1	< 0.1	< 0.1	< 0.1 UL	< 0.1 UL	< 0.10	**0.2**	< 0.10	< 1.0	< 0.10	< 22	< 190	**4.5**	< 0.1	< 0.1	< 0.1	< 0.1	< 0.1	< 0.1	< 0.10	< 0.10	< 0.1	< 1.0	< 19	< 210	< 4.8	< 4.7	< 1.0
Fluoranthene	1,000	µg/L	**1.8**	**1.6**	**1.6**	**1.8**	**1.1**	**1.1**	**0.59 JL**	**0.74 JL**	**1.2**	**6.9**	**3.2**	**1.0**	**1.2**	< 22	< 190	**53**	**1.1**	**1.2**	**1.3**	**0.94**	**0.35**	**0.27**	**0.49**	**0.4**	**0.67**	< 1.0	< 19	< 210	< 4.8	< 4.7	**2.3**
Fluorene	1,000	µg/L	**14 J**	**20 J**	**15**	**17**	**20**	**19**	**4.3 JL**	**5.5 JL**	**20**	**48**	**39**	**12**	**16**	< 22	< 190	**92**	**33**	**21**	**31**	**38**	**3**	**16**	**36**	**0.19**	**42**	**53**	**64**	< 210	**63**	**50**	**60**
Indeno(1,2,3-cd)pyrene	0.4	µg/L	**0.13**	**0.11**	**0.079**	**0.092**	< 0.05	< 0.05	**0.091 JL**	**0.1 JL**	**0.11**	**0.69**	**0.21**	< 0.50	**0.065**	< 22	< 190	**12**	**0.066**	< 0.05	< 0.05	< 0.05	< 0.05	< 0.05	< 0.050	< 0.050	< 0.050	< 0.50	<1 9	< 210	< 4.8	< 4.7	< 1.0
Naphthalene	20	µg/L	**4500 J**	**7200 J**	**5400**	**5700**	**6700**	**6400**	**77 JL**	**120 JL**	**5,400**	**10,000**	**7,700**	**2,500**	**2,900**	**5,700**	**8,200**	**6,300**	**3400**	**3100**	**6700**	**8200**	**6600**	**4300**	6,500	**8,700**	**8,400**	**9,900**	**11,000**	**11,000**	**770**	**8,900**	**9,800**
Phenanthrene	10	µg/L	**13**	**16**	**13**	**14**	**15**	**15**	**2.7 JL**	**3.9 JL**	**15**	**53**	**36**	**9.8**	**9.6**	< 22	< 190	**170**	**24**	**14**	**21**	**25**	**12**	**9.4**	**17**	**16**	**25**	**25**	**35**	< 210	**38**	**25**	**44 ***
Pyrene	1,000	µg/L	**2.3**	**2.1**	**2.2**	**2.4**	**1.5**	**1.6**	**0.8 JL**	**0.98 JL**	**1.8**	**8.5**	**3.8**	**1.2**	**1.4**	< 22	< 190	**68**	**1.4**	**1.5**	**1.5**	**1.2**	**0.45**	**0.31**	**0.47**	**0.49**	**1**	**0.76**	< 19	< 210	< 4.8	< 4.7	**1.5 J**
Inorganic Compounds																																	
Antimony	0.01	mg/L	< 0.006	< 0.006	< 0.006	< 0.006	< 0.006	< 0.006	< 0.006	< 0.006	< 0.0200	< 0.0200	< 0.0200	< 0.0200	< 0.0200	< 0.020	< 0.020	< 0.0053	< 0.006	< 0.006	< 0.006	< 0.006	< 0.02	< 0.02	< 0.0200	< 0.0200	< 0.0200	< 0.0200	< 0.020	< 0.020	< 0.0053	< 0.0053	< 0.0053
Arsenic	0.05	mg/L	< 0.05	< 0.05	< 0.05	< 0.05	< 0.05	< 0.05	< 0.05	< 0.05	< 0.0500	< 0.0500	< 0.0500	< 0.0500	< 0.0500	< 0.020	< 0.020	< 0.0046	< 0.05	< 0.05	< 0.05	< 0.05	< 0.05	< 0.05	< 0.0500	< 0.0500	< 0.0500	< 0.0500	< 0.020	< 0.020	**0.0096 J**	**0.011 J**	**0.0054 J**
Barium	2	mg/L	**0.236**	**0.233**	**0.131**	**0.139**	**0.0955**	**0.102**	**0.0327**	**0.033**	**0.157**	**0.315**	**0.197**	**0.0615**	**0.0613**	**0.097**	**0.25**	**0.66**	**0.144**	**0.0937**	**0.176**	**0.182**	**0.213**	**0.215**	**0.275**	**0.169**	**0.249**	**0.270**	**0.28**	**0.29**	**0.3**	**0.27**	**0.2**
Beryllium	0.004	mg/L	< 0.004	< 0.004	< 0.004	< 0.004	< 0.004	< 0.004	< 0.004	< 0.004	< 0.0100	< 0.0100	< 0.0100	< 0.0100	< 0.0100	< 0.0040	< 0.0040	< 0.00020	< 0.004	< 0.004	< 0.004	< 0.004	< 0.01	< 0.01	< 0.0100	< 0.0100	< 0.0100	< 0.0100	< 0.0040	< 0.0040	< 0.00020	**< 0.00020**	**0.00029 JB**
Cadmium	0.005	mg/L	< 0.005	< 0.005	< 0.005	< 0.005	< 0.005	< 0.005	< 0.005	< 0.005	< 0.0050	< 0.0050	< 0.0050	< 0.0050	< 0.0050	< 0.0050	< 0.0050	< 0.0020	< 0.005	< 0.005	**0.0091**	< 0.005	< 0.005	< 0.005	< 0.0050	< 0.0050	< 0.0050	< 0.0050	< 0.0050	< 0.0050	< 0.0020	< 0.0020	< 0.0020
Chromium	0.1	mg/L	< 0.01	< 0.01	< 0.01	< 0.01	< 0.01	< 0.01	< 0.01	< 0.01	< 0.0100	< 0.0100	< 0.0100	< 0.0100	< 0.0100	< 0.010	< 0.010	**0.0019 J**	< 0.01	< 0.01	< 0.01	< 0.01	< 0.01	< 0.01	< 0.0100	< 0.0100	< 0.0100	< 0.0100	< 0.010	< 0.010	**0.0019 J**	**0.0041 J**	**0.0022 J**
Copper	1.3	mg/L	**0.0158**	**0.0168**	**0.0211**	**0.02**	**0.0438**	**0.0398**	**0.0578**	**0.055**	**0.0312**	< 0.0100	**0.0351**	**0.0292**	**0.0298**	**0.021**	< 0.020	< 0.0019	< 0.01	< 0.01	< 0.01	< 0.01	**0.0175**	< 0.01	< 0.0100	< 0.0100	< 0.0100	< 0.0100	< 0.020	< 0.020	< 0.0019	**0.0073 J**	**0.0062 JB**
Cyanide	0.2	mg/L	< 0.01	< 0.01	< 0.01	< 0.01	< 0.01	< 0.01	< 0.01	< 0.01	< 0.010	< 0.010	< 0.010	< 0.010	< 0.010	< 0.010	< 0.010	**0.0080 J**	**0.017**	**0.019**	**0.046**	**0.027**	**0.022**	**0.019**	**0.022**	**0.048**	**0.025**	**0.026**	**0.035**	**0.041**	**0.048**	**0.061**	**0.029**
Lead	0.015	mg/L	< 0.01	< 0.01	< 0.01	< 0.01	< 0.01	< 0.01	< 0.01	< 0.01	< 0.0100	< 0.0100	< 0.0100	< 0.0100	< 0.0100	< 0.010	< 0.010	< 0.0040	< 0.01	< 0.01	< 0.01	< 0.01	< 0.01	< 0.01	< 0.0100	< 0.0100	< 0.0100	< 0.0100	< 0.010	< 0.010	< 0.0040	< 0.0040	< 0.0040
Mercury	0.002	mg/L	< 0.0002	< 0.0002	< 0.0002	< 0.0002	< 0.0002	< 0.0002	< 0.0002	< 0.0002	< 0.00020	< 0.00020	< 0.00020	< 0.00020	< 0.00020	< 0.00020	< 0.00020	< 0.000091	< 0.0002	< 0.0002	< 0.0002	< 0.0002	< 0.0002	< 0.0002	< 0.00020	< 0.00020	< 0.00020	< 0.00020	< 0.00020	< 0.00020	< 0.000091	< 0.000091	< 0.000091
Nickel	0.1	mg/L	< 0.02	< 0.02	< 0.02	< 0.02	< 0.02	< 0.02	< 0.02	< 0.02	< 0.0200	< 0.0200	< 0.0200	< 0.0200	< 0.0200	< 0.040	< 0.040	< 0.0023	< 0.02	< 0.02	< 0.02	< 0.02	< 0.02	< 0.02	< 0.0200	< 0.0200	< 0.0200	< 0.0200	< 0.040	< 0.040	< 0.0023	**0.0034 J**	**0.0026 J**
Selenium	0.05	mg/L	< 0.02	< 0.02	< 0.02	< 0.02	< 0.02	< 0.02	< 0.02	< 0.02	< 0.0200	< 0.0200	< 0.0200	< 0.0200	< 0.0200	< 0.020	< 0.020	< 0.0064	< 0.02	< 0.02	< 0.02	< 0.02	< 0.02	< 0.02	< 0.0200	< 0.0200	< 0.0200	< 0.0200	< 0.020	< 0.020	< 0.0064	< 0.0064	< 0.0064
Thallium	0.002	mg/L	< 0.002	< 0.002	< 0.002	< 0.002	< 0.002	< 0.002	< 0.002	< 0.002	< 0.0200	< 0.0200	< 0.0200	< 0.0200	< 0.0200	< 0.0010	< 0.0010	< 0.00025	< 0.002	< 0.002	< 0.002	< 0.002	< 0.02	< 0.02	< 0.0200	< 0.0200	< 0.0200	< 0.0200	< 0.0010	< 0.0010	< 0.00025	< 0.00025	< 0.00025
Vanadium (fume or dust)	0.2	mg/L	< 0.01	< 0.01	< 0.01	< 0.01	< 0.01	< 0.01	**0.0108**	**0.0108**	< 0.0100	**0.0102**	< 0.0100	< 0.0100	< 0.0100	<0.010	**0.015**	< 0.0024	< 0.01	< 0.01	< 0.01	< 0.01	< 0.01	< 0.01	< 0.0100	< 0.0100	< 0.0100	< 0.0100	< 0.010	< 0.010	**0.0024 J**	**0.0040 J**	**0.0029 J**
Zinc	2	mg/L	**0.0951**	**0.0966**	**0.147**	**0.142**	**0.217**	**0.219**	**0.854**	**0.854**	**0.208**	**0.058**	**0.288**	**1.53**	**1.59**	**0.099**	**0.15**	< 0.0087	**0.0368**	**0.0458**	**0.0759**	**0.0602**	**0.052**	**0.0339**	**0.0379**	**0.0564**	**0.121**	**0.0291**	**0.077**	< 0.020	< 0.0087	**0.029**	**0.028**

Notes:
* - Not a HSRA regulated compound
ISCO - *in-situ* chemical oxidation
** Monitoring well had NAPL detected
RRS - Risk Reduction Standard

Data Qualifier Defintions:
-- - Not analyzed
B (Inorganics) - Estimated analyte concentration
D - Analyte concentration reported from secondary dilution
DB - Analyte concentration reported from secondary dilution; analyte detected in method blank
H - Holding time exceeded for sample
J - Estimated analyte concentration
JB (Organic) - Estimated analyte concentration; analyte detected in method blank
Bold = Exceeds the laboratory detection limit
Bold and shaded - Analyte concentration exceeds the Type 1 RRS
Detection limit exceeds the Type 1 RRS
JM (Organic) - Estimated analyte concentration; spike sample recovery outside control limits
M (Organic) - Spike sample recovery outside control limits
N - Spike sample recovery outside of control limits
R - Sample data results rejected due to deficiencies in the ability to meet quality control standards
< - Analyte not detected at referenced detection limit
UJ - Analyte not detected; low method bias and/or matrix interference
UN - Analyte not detected; spiked sample recovery outside of control limits
UR - Analyte not detected; data rejected
UWN - Analyte not detected; post digestion spike and spike sample recovery outside control limits

Appendix E-3
Summary of Historical Ground Water Sampling Data - Decommissioned Wells
Atlanta Gas Light Company
Former Manufactured Gas Plant Site
Augusta, Ga

Chemical Name	Type 1 Risk Reduction Standard	Location ID	CP-01				MW-04																	
		Sample Date	1/18/2002	1/18/2002	7/12/2001	1/17/2001	01/13/2009	7/15/2008	1/10/2008	8/21/2007**	7/11/2007	2/13/2007	7/11/2006	1/15/2006	7/21/2005	7/16/2004	1/22/2004	7/20/2003	7/03 DUP	1/20/2003	7/9/2002	1/17/2002	7/11/2001	1/18/2001
		Unit	Pre-ISCO				Post-ISCO								Pre-ISCO									
Volatile Organic Compounds																								
Acetone	4	mg/L	0.025 U	0.025 U	0.025 U	0.025 UJ	< 100 U	< 100	< 50	< 50	--	< 50	50 U	10 U	25 U	25 U	25 U	25 U	25 U	25 U	25 U	25 U	**17 J**	25 U
Benzene	0.005	mg/L	**0.0014**	**0.0013**	**0.0087**	**0.0037**	< 5.0 U	< 5.0	< 5.0	< 5.0	--	< 5	5 U	1.0 U	1.0 U	1.0 U	1.0 U	1.0 U	1.0 U	**0.21 J**	1.0 U	1.0 U	1.0 U	1.0 U
Carbon Disulfide	4	mg/L	0.001 U	0.001 U	0.001 U	0.001 U	< 5.0 U	< 5.0	< 5.0	< 5.0	--	< 5	5 U	1.0 U	1.0 U	1.0 U	1.0 U	1.0 U	1.0 U	1.0 U	1.0 U	1.0 U	1.0 U	1.0 U
Dichloromethane	0.005	mg/L	0.005 U	0.005 U	0.005 U	0.005 U	< 5.0 U	< 5.0	< 5.0	< 5.0	--	< 5	5 U	1.0 U	5.0 U	5.0 U	5.0 U	5.0 U	5.0 U	5.0 U	5.0 U	5.0 U	**0.29 J**	5.0 U
Ethylbenzene	0.7	mg/L	**0.00024 J**	**0.00024 J**	**0.00036 J**	0.00041 U	< 5.0 U	< 5.0	< 5.0	< 5.0	--	< 5	5 U	1.0 U	1.0 U	1.0 U	1.0 U	1.0 U	1.0 U	**0.14 J**	1.0 U	1.0 U	1.0 U	1.0 U
Toluene	1	mg/L	**0.00028 J**	**0.00029 J**	**0.00033 J**	**0.00032 J**	< 5.0 U	< 5.0	< 5.0	< 5.0	--	< 5	5 U	1.0 U	1.0 U	1.0 U	1.0 U	1.0 U	1.0 U	1.0 U	1.0 U	1.0 U	1.0 U	1.0 U
Trichloroethylene	0.005	mg/L	0.001 U	0.001 U	0.001 U	0.001 U	< 5.0 U	< 5.0	< 5.0	< 5.0	--	< 5	5 U	1.0 U	1.0 U	1.0 U	1.0 U	1.0 U	1.0 U	1.0 U	**0.48 J**	1.0 U	1.0 U	1.0 U
Xylenes, total	2	mg/L	**0.0026**	**0.003**	**0.0038**	**0.0042**	< 5.0 U	< 5.0	< 5.0	< 5.0	--	< 5	5 U	2.0 U	2.0 U	2.0 U	2.0 U	2.0 U	2.0 U	2.0 U	2.0 U	2.0 U	2.0 U	2.0 U
Semivolatile Organic Compounds																								
2-Methylnaphthalene	*	mg/L	**0.078 J**	**0.072 J**	**0.066**	**0.11**	--	--	--	--	--	--	--	0.2 U	0.2 U	0.2 U	0.2 U	10 U	10 U	10 U	10 U	10 U	10 U	10 U
Acenaphthene	2	mg/L	**0.056**	**0.055**	**0.064**	**0.086**	< 0.19 U	< 0.19	< 10	--	< 10	< 10	10 U	0.2 U	0.2 U	0.2 U	0.2 U	10 U	10 U	10 U	10 U	10 U	10 U	10 U
Acenaphthylene	0.0002	mg/L	0.01 U	0.01 U	0.01 U	0.01 U	< 0.19 U	< 0.19	< 10	--	< 10	< 10	10 U	0.2 U	0.2 U	0.2 U	0.2 U	10 U	10 U	10 U	10 U	10 U	10 U	10 U
Anthracene	0.0002	mg/L	**0.0021 J**	**0.0022 J**	**0.0018 J**	0.01 U	< 0.19 U	< 0.19	< 10	--	< 10	< 10	10 U	0.2 U	0.2 U	0.2 U	0.2 U	10 U	10 U	10 U	10 U	10 U	10 U	10 U
Benz(a)anthracene	0.0001	mg/L	0.01 U	**0.00037 J**	0.01 U	0.01 U	< 0.19 U	< 0.19	<0.050	--	<0.050	< 0.05	0.05 U	0.2 U	0.2 U	0.2 U	0.2 U	10 U	10 U	10 U	10 U	10 U	10 U	10 U
Benzo(a)pyrene	0.0002	mg/L	0.01 U	0.01 U	0.01 U	0.01 U	< 0.19 U	< 0.19	<0.050	--	<0.050	< 0.05	0.05 U	0.2 U	0.2 U	0.2 U	0.2 U	10 U	10 U	10 U	10 U	10 U	10 U	10 U
Benzo(b)fluoranthene	0.0002	mg/L	0.01 U	0.01 U	0.01 U	0.01 U	< 0.19 U	< 0.19	<0.10	--	<0.10	< 0.1	0.1 U	0.2 U	0.2 U	0.2 U	0.2 U	10 U	10 U	10 U	10 U	10 U	10 U	10 U
Benzo(g,h,i)perylene	DL	mg/L	0.01 U	0.01 U	0.01 U	0.01 U	< 0.19 U	< 0.19	< 10	--	< 10	< 10	10 U	0.2 U	0.2 U	0.2 U	0.2 U	10 U	10 U	10 U	10 U	10 U	10 U	10 U
Benzo(k)fluoranthene	DL	mg/L	0.01 U	0.01 U	0.01 U	0.01 U	< 0.19 U	< 0.19	< 10	--	< 10	< 10	10 U	0.2 U	0.2 U	0.2 U	0.2 U	10 U	10 U	10 U	10 U	10 U	10 U	10 U
Chrysene	0.0002	mg/L	0.01 U	0.01 U	0.01 U	0.01 U	< 0.19 U	< 0.19	<0.050	--	<0.050	< 0.05	0.05 U	0.2 U	0.2 U	0.2 U	0.2 U	10 U	10 U	10 U	10 U	10 U	10 U	10 U
Dibenzo(a,h)anthracene	0.003	mg/L	0.01 U	0.01 U	0.01 U	0.01 U	< 0.19 U	< 0.19	<0.10	--	<0.10	< 0.1	0.1 U	0.2 U	0.2 U	0.2 U	0.2 U	10 U	10 U	10 U	10 U	10 U	10 U	10 U
Dibenzofuran	0.001	mg/L	**0.0069 J**	**0.0072 J**	**0.0073 J**	**0.012**	--	--	--	--	--	--	--	1.0 U	0.2 U	0.2 U	0.2 U	10 U	10 U	10 U	10 U	10 U	10 U	10 U
Fluoranthene	1	mg/L	**0.0016 J**	**0.0019 J**	**0.002 J**	**0.005 J**	< 0.19 U	< 0.19	< 10	--	< 10	< 10	10 U	0.2 U	0.2 U	0.2 U	0.2 U	10 U	10 U	10 U	10 U	10 U	10 U	10 U
Fluorene	1	mg/L	**0.019**	**0.018**	**0.02**	**0.032**	< 0.19 U	< 0.19	< 10	--	< 10	< 10	10 U	0.2 U	0.2 U	0.2 U	0.2 U	10 U	10 U	10 U	10 U	10 U	10 U	10 U
Indeno(1,2,3-cd)pyrene	0.0004	mg/L	0.01 U	0.01 U	0.01 U	0.01 U	< 0.19 U	< 0.19	<0.050	--	<0.050	< 0.05	0.05 U	0.2 U	0.2 U	0.2 U	0.2 U	10 U	10 U	10 U	10 U	10 U	10 U	10 U
Naphthalene	0.02	mg/L	0.01 U	0.01 U	**0.0013 J**	0.01 U	0.027 J	< 0.19	< 10	--	< 10	< 10	10 U	0.2 U	0.2 U	0.2 U	0.2 U	10 U	10 U	10 U	10 U	10 U	10 U	10 U
Phenanthrene	10	mg/L	**0.018**	**0.017**	**0.02**	**0.028**	< 0.19 U	< 0.19	< 10	--	< 10	< 10	10 U	0.2 U	0.2 U	0.2 U	0.2 U	10 U	10 U	10 U	10 U	10 U	10 U	10 U
Pyrene	1	mg/L	**0.0013 J**	**0.0017 J**	**0.0027 J**	**0.0038 J**	0.022 J	0.095 J	< 10	--	< 10	< 10	10 U	0.2 U	0.2 U	0.2 U	0.2 U	10 U	10 U	10 U	10 U	10 U	10 U	10 U
Inorganic Compounds																								
Aluminum (fume or dust)	*	mg/L	0.041 U	0.035 U	0.2 U	**0.13 J**	--	--	--	--	--	--	--	0.2 U	0.2 U	0.2 U	0.2 U	0.2 U	0.2 U	**0.37**	0.2 U	**0.034 B**	**0.059 B**	**0.093 B**
Antimony	0.01	mg/L	0.02 U	0.02 U	0.02 U	0.02 U	< 0.020 U	< 0.020	< 0.0200	--	< 0.020	< 0.02	0.02 U	0.01 U	0.006 U	0.006 U	0.02 U	0.02 U	0.02 U	0.02 U	0.02 U	0.02 U	0.02 U	**0.0057 B**
Arsenic	0.05	mg/L	0.01 U	0.01 U	0.01 U	**0.0069 J**	< 0.010 U	< 0.010	<0.0500	--	<0.050	< 0.05	0.05 U	0.01 U	0.01 U	0.01 U	0.01 U	0.01 U	0.01 U	0.01 U	0.01 U	**0.0045 B**	**0.0053 B**	0.01 U
Barium	2	mg/L	**0.32**	**0.32**	**0.27**	**0.32**	0.038	**0.14**	**0.0428**	--	**0.0727**	**0.0479**	**0.0509**	0.2 U	**0.0907**	**0.13**	**0.077**	**0.07**	**0.07**	**0.084**	**0.073**	**0.091**	**0.1**	**0.12**
Beryllium	0.004	mg/L	0.004 U	0.004 U	0.004 U	0.00072 U	< 0.0040 U	< 0.0040	< 0.0100	--	< 0.010	< 0.01	0.01 U	0.005 U	0.004 U	0.004 U	0.004 U	0.004 U	0.004 U	0.004 U	0.004 U	**0.00073 B**	0.004 U	0.004 U
Cadmium	0.005	mg/L	0.005 U	0.005 U	0.005 U	0.005 U	< 0.0050 U	< 0.0050	< 0.0050	--	< 0.0050	< 0.005	0.005 U	0.002 U	0.005 U	0.005 U	0.005 U	0.005 U	0.005 U	0.005 U	0.005 U	0.005 U	0.005 U	0.005 U
Calcium metal	*	mg/L	**170**	**170**	**140**	**160**	--	--	--	--	--	--	--	**9.98**	**8.04**	**34**	**17**	**17**	**18**	**16**	**17**	**19**	**18**	**20**
Chromium	0.1	mg/L	0.01 U	0.01 U	0.01 U	0.01 U	< 0.010 U	< 0.010	< 0.0100	--	< 0.010	< 0.01	0.01 U	0.005 U	0.01 U	0.01 U	0.01 U	0.01 U	0.01 U	0.01 U	0.01 U	0.01 U	0.01 UN	0.01 U
Cobalt	*	mg/L	0.01 U	0.01 U	0.01 U	**0.0014 J**	--	--	--	--	--	--	--	0.007 U	0.01 U	0.01 U	0.01 U	0.01 U	0.01 U	0.01 U	0.01 U	0.01 U	0.01 U	0.01 U
Copper	1.3	mg/L	0.0015 U	0.0017 U	0.02 U	**0.0068 J**	0.0026 J	0.0022 J	< 0.0100	--	< 0.010	< 0.01	0.01 U	0.025 U	0.02 U	0.02 U	0.02 U	0.02 U	0.02 U	**0.0021 B**	0.02 U	0.02 U	0.02 UN	**0.00096 B**
Cyanide	0.2	mg/L	**0.27**	**0.32**	**0.16**	**0.33**	< 0.010 U	0.0067 J	< 0.010	--	< 0.010	< 0.01	0.01 U	0.01 U	0.01 U	**0.019**	0.01 U	0.015 U	0.015 U	0.01 U	**0.0055 J**	**0.0076 B**	**0.0082 B**	**0.0057 B**
Iron	*	mg/L	**12**	**12**	**11**	**15**	--	--	--	--	--	--	--	--	--	--	--	--	--	--	--	--	--	--
Lead	0.015	mg/L	0.005 U	0.0024 U	0.005 U	0.0045 U	< 0.0050 U	< 0.0050	< 0.0100	--	< 0.010	< 0.01	0.01 U	0.003 U	0.005 U	0.005 U	0.005 U	0.005 U	0.005 U	**0.0016 B**	0.005 U	0.005 U	**0.0018 B**	0.005 U
Magnesium	*	mg/L	**19**	**19**	**15**	**18**	--	--	--	--	--	--	--	5 U	**2.54**	**6.1**	**2.1**	**2.4**	**2.5**	**1.9**	**1.6**	**2**	**1.8**	**2.1**
Manganese	*	mg/L	**0.86**	**0.86**	**0.74**	**0.88**	--	--	--	--	--	--	--	--	--	--	--	--	--	--	--	--	--	--
Mercury	0.002	mg/L	0.0002 U	0.0002 U	0.0002 U	0.00020 U	0.00012 J	< 0.00020	< 0.00020	--	< 0.00020	< 0.0002	0.0002 U	0.0002 U	0.0002 U	0.0002 U	0.0002 U	0.0002 U	0.0002 U	**0.000098 B**	0.0002 U	0.0002 U	0.0002 U	0.00020 U
Nickel	0.1	mg/L	0.04 U	0.04 U	0.04 U	0.04 U	< 0.040 U	< 0.040	< 0.0200	--	< 0.020	< 0.02	0.02 U	0.04 U	0.04 U	0.04 U	0.04 U	0.04 U	0.04 U	0.04 U	0.04 U	0.04 U	0.04 U	0.04 U
Potassium	*	mg/L	**7.4**	**7.5**	**7.1**	**7.9**	--	--	--	--	--	--	--	5 U	**1.75**	**5.8**	**4.3**	**4.1**	**4.4**	**3.9**	**4.2**	**4.5 N**	**5.9**	**4.0**
Selenium	0.05	mg/L	0.01 U	0.01 U	0.01 U	0.01 U	< 0.010 U	< 0.010	< 0.0200	--	< 0.020	< 0.02	0.02 U	0.005 U	0.01 U	0.01 U	0.01 U	0.01 U	0.01 U	0.01 U	0.01 U	0.01 U	0.01 U	0.01 U
Sodium	*	mg/L	**8.7**	**9.1**	**7.9**	**9.4**	--	--	--	--	--	--	--	**12.6**	**12.9**	**5**	**2.5**	**4.9**	**5**	**3.6**	**2.5**	**2.9**	**3.4**	**3.8**
Thallium	0.002	mg/L	0.002 UW	0.002 UJ	0.002 UW	0.002 U	< 0.0010 U	< 0.0010	< 1.00	--	< 1.00	< 0.01	0.001 U	0.001 U	0.001 U	0.001 U	0.001 U	0.002 U	0.002 U	0.002 UWN	0.002 UJ	0.002 U	0.002 U	0.002 U
Vanadium (fume or dust)	0.2	mg/L	0.01 U	0.01 U	0.01 U	0.01 U	< 0.010 U	< 0.010	< 0.0100	--	< 0.010	< 0.01	0.01 U	0.007 U	0.01 U	0.01 U	0.01 U	0.01 U	0.01 U	0.01 U	0.01 U	0.01 U	0.01 U	0.01 U
Zinc	2	mg/L	0.02 U	0.02 U	0.02 U	0.008 U	0.013 J	**0.061**	< 0.0200	--	< 0.020	< 0.02	0.02 U	0.02 U	0.02 U	0.02 U	0.02 U	**0.03**	**0.03**	**0.0091 B**	**0.0065 J**	**0.011 B**	**0.014 B**	**0.021**

Notes:
mg/L = milligrams per liter
* - Not a HSRA regulated compound
RRS - Risk Reduction Standard

Data Qualifier Definitions:
-- - Not analyzed
B (Inorganics) - Estimated analyte concentration
Bold - analyte detected
Bold and shaded - Analyte concentration exceeds the Type 1 RRS
D - Analyte concentration reported from secondary dilution
DB - Analyte concentration reported from secondary dilution; analyte detected in method blank
J - Estimated analyte concentration
JB (Organic) - Estimated analyte concentration; analyte detected in method blank
JM (Organic) - Estimated analyte concentration; spike sample recovery outside control limits
M (Organic) - Spike sample recovery outside control limits
N - Spike sample recovery outside of control limits
U - Analyte not detected at referenced detection limit
UJ - Analyte not detected; low method bias and/or matrix interference
UN - Analyte not detected; spiked sample recovery outside of control limits
UR - Analyte not detected; data rejected
UWN - Analyte not detected; post digestion spike and spike sample recovery outside control limits

Appendix E-3
Summary of Historical Ground Water Sampling Data - Decommissioned Wells
Atlanta Gas Light Company
Former Manufactured Gas Plant Site
Augusta, Ga

Chemical Name	Type 1 Risk Reduction Standard	Location ID	MW-06			MW-07							MW-08				MW-09			MW-10		
		Sample Date	1/21/2002	7/12/2001	1/23/2001	4/4/2002	3/8/2002	3/8/2002	1/21/2002	7/12/2001	7/12/2001	1/16/2001	4/4/2002	1/22/2002	7/16/2001	1/16/2001	1/22/2002	7/16/2001	1/23/2001	1/21/2002	7/12/2001	1/17/2001
		Unit	Pre-ISCO			Pre-ISCO							Pre-ISCO				Pre-ISCO			Pre-ISCO		
Volatile Organic Compounds																						
Acetone	4	mg/L	2.5 U	5 U	0.25 U	--	--	0.025 U	0.12 U	0.016 J	0.019 J	0.025 UJ	--	2.5 U	2.5 U	0.62 U	5 U	0.085 J	0.025 U	0.024 J	0.025 U	0.025 U
Benzene	0.005	mg/L	21 D	15	18 D	0.012	--	0.00042 J	1.8 D	0.75 D	0.62 D	0.15	11	25 D	15	17 D	23	23 D	2.4 D	0.68 D	1.1 D	0.0024
Carbon Disulfide	4	mg/L	0.1 U	0.2 U	0.01 U	--	--	0.001 U	0.005 U	0.001 U	0.001 U	0.001 U	--	0.1 U	0.1 U	0.025 U	0.2 U	0.005 U	0.001 U	0.001 U	0.001 U	0.0028
Dichloromethane	0.005	mg/L	0.5 U	1 U	0.05 U	0.005 U	--	0.005 U	0.025 U	0.005 U	0.005 U	0.005 U	0.5 U	0.5 U	0.5 U	0.12 U	1 U	0.025 U	0.005 U	0.005 U	0.005 U	0.005 U
Ethylbenzene	0.7	mg/L	4.8	4.5	5.5 D	0.00065 J	--	0.001 U	0.56	0.3 D	0.24 D	0.07	2.3	4.5	3.8	4.7	3.9	3.5 D	1.2 D	0.0019	0.017	0.00012 J
Toluene	1	mg/L	3.7	3.3	6.4 D	0.0024	--	0.001 U	0.17	0.062	0.066	0.017	0.58	2.8	0.56	2.3	11	16 D	0.54 D	0.001 U	0.00054 J	0.001 U
Trichloroethylene	0.005	mg/L	0.1 U	0.2 U	0.01 U	0.001 U	--	0.001 U	0.005 U	0.001 U	0.001 U	0.001 U	0.085 J	0.1 U	0.1 U	0.025 U	0.2 U	0.005 U	0.001 U	0.001 U	0.001 U	0.001 U
Xylenes, total	2	mg/L	3.7	3.7	4.5	--	--	0.002 U	0.39	0.15	0.16	0.062	--	3.6	3.2	4.4	3.7	5.8 D	0.73 D	0.0083	0.015	0.0033
Semivolatile Organic Compounds																						
2-Methylnaphthalene	*	mg/L	0.67 D	0.77	1	--	--	0.0011 J	0.11	0.035	0.038	0.019	--	0.66	0.53	0.61	0.77	0.86	0.58	0.056	0.062	0.03
Acenaphthene	2	mg/L	0.072	0.11 J	0.1	0.0088 J	--	0.0012 J	0.029 J	0.021	0.022	0.016	0.12	0.12	0.1	0.11	0.039 J	0.075	0.063	0.052	0.068	0.048
Acenaphthylene	0.0002	mg/L	0.057	0.085 J	0.18	0.007 J	--	0.0015 J	0.046 J	0.031	0.032	0.018	0.0067 J	0.0087 J	0.0032 J	0.011 J	0.14	0.14	0.057	0.01 U	0.01 U	0.01 U
Anthracene	0.0002	mg/L	0.0045 J	0.5 U	0.0069 J	0.00062 J	--	0.00055 J	0.1 U	0.0022 J	0.0027 J	0.0014 J	0.0044 J	0.0036 J	0.0047 J	0.0043 J	0.0054 J	0.0082 J	0.0043 J	0.00041 J	0.00052 J	0.01 U
Benz(a)anthracene	0.0001	mg/L	0.01 U	0.5 U	0.05 U	0.01 U	--	0.01 U	0.1 U	0.01 U	0.01 U	0.01 U	0.05 U	0.1 U	0.05 U	0.05 U	0.1 U	0.05 U	0.022 J	0.01 U	0.01 U	0.01 U
Benzo(a)pyrene	0.0002	mg/L	0.01 U	0.5 U	0.05 U	0.01 U	--	0.01 U	0.1 U	0.01 U	0.01 U	0.01 U	0.05 U	0.1 U	0.05 U	0.05 U	0.1 U	0.05 U	0.023 J	0.01 U	0.01 U	0.01 U
Benzo(b)fluoranthene	0.0002	mg/L	0.01 U	0.5 U	0.05 U	0.01 U	--	0.01 U	0.1 U	0.01 U	0.01 U	0.01 U	0.05 U	0.1 U	0.05 U	0.05 U	0.1 U	0.05 U	0.032 J	0.01 U	0.01 U	0.01 U
Benzo(g,h,i)perylene	0.0002	mg/L	0.01 U	0.5 U	0.05 U	0.01 U	--	0.01 U	0.1 U	0.01 U	0.01 U	0.01 U	0.05 U	0.1 U	0.05 U	0.05 U	0.1 U	0.05 U	0.0086 J	0.01 U	0.01 U	0.01 U
Benzo(k)fluoranthene	0.0002	mg/L	0.01 U	0.5 U	0.05 U	0.01 U	--	0.01 U	0.1 U	0.01 U	0.01 U	0.01 U	0.05 U	0.1 U	0.05 U	0.05 U	0.1 U	0.05 U	0.026 J	0.01 U	0.01 U	0.01 U
Chrysene	0.0002	mg/L	0.01 U	0.5 U	0.05 U	0.01 U	--	0.01 U	0.1 U	0.01 U	0.01 U	0.01 U	0.05 U	0.1 U	0.05 U	0.0045 J	0.1 U	0.05 U	0.01 U	0.01 U	0.01 U	0.01 U
Dibenzo(a,h)anthracene	0.003	mg/L	0.01 U	0.5 U	0.05 U	0.01 U	--	0.01 U	0.1 U	0.01 U	0.01 U	0.01 U	0.05 U	0.1 U	0.05 U	0.0048 J	0.1 U	0.05 U	0.009 J	0.01 U	0.01 U	0.01 U
Dibenzofuran	0.001	mg/L	0.0049 J	0.5 U	0.011 J	--	--	0.01 U	0.0033 J	0.0023 J	0.0025 J	0.0017 J	--	0.0066 J	0.05 U	0.0055 J	0.0088 J	0.0098 J	0.0086 J	0.00078 J	0.00086 J	0.01 U
Fluoranthene	1	mg/L	0.0016 J	0.5 U	0.0024 J	0.01 U	--	0.01 U	0.1 U	0.00094 J	0.001 J	0.00076 J	0.0019 J	0.1 U	0.002 J	0.0019 J	0.0039 J	0.0047 J	0.0017 J	0.01 U	0.01 U	0.01 U
Fluorene	1	mg/L	0.02	0.029 J	0.048 J	0.0047 J	--	0.00052 J	0.013 J	0.011	0.012	0.0077 J	0.026 J	0.028 J	0.027 J	0.027 J	0.031 J	0.043 J	0.039 J	0.006 J	0.0076 J	0.0046 J
Indeno(1,2,3-cd)pyrene	0.0004	mg/L	0.01 U	0.5 U	0.05 U	0.01 U	--	0.01 U	0.1 U	0.01 U	0.01 U	0.01 U	0.05 U	0.1 U	0.05 U	0.05 U	0.1 U	0.05 U	0.0083 J	0.01 U	0.01 U	0.01 U
Naphthalene	0.02	mg/L	7.4 D	12	9.5 D	0.11	--	0.0059 J	1.7	0.66 D	0.72 D	0.19	4 D	7 D	4.1 D	7 D	7 D	6.8 D	3.4 D	0.039	0.11	0.068
Phenanthrene	*	mg/L	0.026	0.026 J	0.04 J	0.0027 J	--	0.00071 J	0.0093 J	0.009 J	0.0091 J	0.0044 J	0.026 J	0.026 J	0.024 J	0.027 J	0.032 J	0.033 J	0.027 J	0.0022 J	0.0026 J	0.0012 J
Pyrene	1	mg/L	0.0019 J	0.5 U	0.05 U	0.01 U	--	0.01 U	0.1 U	0.0019 J	0.0022 J	0.001 J	0.0028 J	0.1 U	0.0033 J	0.003 J	0.0055 J	0.0082 J	0.05 U	0.01 U	0.01 U	0.01 U
Inorganic Compounds																						
Aluminum (fume or dust)	*	mg/L	0.2 U	0.04 B	0.04 B	--	--	--	0.2 U	0.2 U	0.2 U	0.086 B	--	0.2 U	0.057 B	0.2 U	0.2 U	1.0	0.57	0.2 U	0.2 U	0.12 B
Antimony	0.01	mg/L	0.02 U	0.02 U	0.02 U	--	--	--	0.02 U	0.02 U	0.02 U	0.0060 B	--	0.02 U	0.02 U	0.0065 B	0.02 U	0.02 U	0.02 U	0.02 U	0.02 U	0.02 U
Arsenic	0.05	mg/L	0.01 U	0.01 U	0.01 U	--	--	--	0.01 U	0.01 U	0.01 U	0.01 U	--	0.01 U	0.01 U	0.01 U	0.01 U	0.01 U	0.0034 B	0.01 U	0.01 U	0.01 U
Barium	2	mg/L	0.48	0.39	0.38	--	--	--	0.18	0.09	0.085	0.059	--	1	0.87	0.92	0.45	0.48	0.31	0.45	0.45	0.46
Beryllium	0.004	mg/L	0.004 U	0.004 U	0.004 U	--	--	--	0.004 U	0.004 U	0.004 U	0.0023 B	--	0.004 U	0.004 U	0.0023 B	0.004 U	0.004 U	0.004 U	0.004 U	0.004 U	0.0022 B
Cadmium	0.005	mg/L	0.005 U	0.005 U	0.005 U	--	--	--	0.005 U	0.005 U	0.005 U	0.005 U	--	0.005 U	0.00075 B	0.005 U	0.005 U	0.005 U	0.005 U	0.005 U	0.005 U	0.005 U
Calcium metal	*	mg/L	79	77	72	--	--	--	120	95	90	87	--	33	27	28	73	74	57	21	20	20
Chromium	0.1	mg/L	0.01 U	0.01 U	0.01 U	--	--	--	0.01 U	0.01 U	0.01 U	0.01 U	--	0.01 U	0.01 U	0.01 U	0.01 U	0.01 U	0.01 U	0.01 U	0.01 U	0.01 U
Cobalt	*	mg/L	0.01 U	0.01 U	0.01 U	--	--	--	0.0066 B	0.0053 B	0.0042 B	0.0073 B	--	0.018	0.016	0.015	0.0021 B	0.0017 B	0.01 U	0.0069 B	0.0084 B	0.0085 B
Copper	1.3	mg/L	0.00096 B	0.02 U	0.02 U	--	--	--	0.003 B	0.0034 B	0.0032 B	0.0051 B	--	0.0011 B	0.02 U	0.02 U	0.02 U	0.0029 B	0.0035 B	0.0014 B	0.02 U	0.02 U
Cyanide	0.2	mg/L	0.048	0.034	0.029	--	4.1	10	1.9	1.5	1.7	2.9	--	0.036	0.043	0.046	0.037	0.038	0.036	0.011	0.0096 B	0.017
Iron	*	mg/L	9.8	9.8	9.3	--	--	--	9.8	5.0	4.5	3.8	--	110	93	98	21	6.4	12	75	83	84
Lead	0.015	mg/L	0.005 U	0.005 U	0.005 U	--	--	--	0.005 U	0.005 U	0.005 U	0.0021 B	--	0.005 U	0.005 U	0.002 B	0.005 U	0.005 U	0.0019 B	0.005 U	0.005 U	0.005 U
Magnesium	*	mg/L	69	71	64	--	--	--	9.7	6.7	6.4	5.7	--	36	29	31	36	35	18	20	19	19
Manganese	*	mg/L	2.6	2.7	2.6	--	--	--	1.2	0.63	0.59	0.3	--	5.4	4.6	4.9	1.2	1.5	0.56	1.6	1.7	1.8
Mercury	0.002	mg/L	0.0002 U	0.0002 U	0.00020 U	--	--	--	0.0002 U	0.0002 U	0.0002 U	0.00020 U	--	0.0002 U	0.0002 U	0.00020 U	0.0002 U	0.0002 U	0.00020 U	0.0002 U	0.0002 U	0.00020 U
Nickel	0.1	mg/L	0.04 U	0.04 U	0.04 U	--	--	--	0.04 U	0.04 U	0.04 U	0.04 U	--	0.04 U	0.04 U	0.04 U	0.04 U	0.04 U	0.04 U	0.04 U	0.04 U	0.04 U
Potassium	*	mg/L	1.8	1.7	1.7	--	--	--	6.8	5.7	5.4	4.3	--	3.2	2.7	3.2	9.1	8.6	5.1	2.8	2.6	3.2
Selenium	0.05	mg/L	0.01 U	0.01 U	0.01 U	--	--	--	0.01 U	0.01 U	0.01 U	0.01 U	--	0.01 U	0.01 U	0.01 U	0.01 U	0.01 U	0.01 U	0.01 U	0.01 U	0.01 U
Sodium	*	mg/L	59	58	58	--	--	--	14	7.9	7.5	6.2	--	30	32	31	19	20	10	59	57	51
Thallium	0.002	mg/L	0.002 U	0.002 U	0.002 U	--	--	--	0.002 U	0.002 U	0.002 U	0.002 U	--	0.002 U	0.002 U	0.002 UW	0.002 U	0.002 U	0.002 UW	0.002 U	0.002 U	0.002 UW
Vanadium (fume or dust)	0.2	mg/L	0.01 U	0.01 U	0.01 U	--	--	--	0.01 U	0.01 U	0.01 U	0.01 U	--	0.01 U	0.01 U	0.0034 B	0.01 U	0.0025 B	0.01 U	0.01 U	0.01 U	0.0027 B
Zinc	2	mg/L	0.02 U	0.02 U	0.02 U	--	--	--	0.0066 B	0.02 U	0.02 U	0.02 U	--	0.012 B	0.02 U	0.02 U	0.0064 B	0.073	0.039	0.008 B	0.02 U	0.02 U

Notes:
mg/L = milligrams per liter
* - Not a HSRA regulated compound
RRS - Risk Reduction Standard

Data Qualifier Definitions:
-- - Not analyzed
B (Inorganics) - Estimated analyte concentration
Bold - analyte detected
Bold and shaded - Analyte concentration exceeds the Type 1 RRS
D - Analyte concentration reported from secondary dilution
DB - Analyte concentration reported from secondary dilution; analyte detected in method blank
J - Estimated analyte concentration
JB (Organic) - Estimated analyte concentration; analyte detected in method blank
JM (Organic) - Estimated analyte concentration; spike sample recovery outside control limits
M (Organic) - Spike sample recovery outside control limits
N - Spike sample recovery outside of control limits
U - Analyte not detected at referenced detection limit
UJ - Analyte not detected; low method bias and/or matrix interference
UN - Analyte not detected; spiked sample recovery outside of control limits
UR - Analyte not detected; data rejected
UWN - Analyte not detected; post digestion spike and spike sample recovery outside control limits

Appendix E-3
Summary of Historical Ground Water Sampling Data - Decommissioned Wells
Atlanta Gas Light Company
Former Manufactured Gas Plant Site
Augusta, Ga

Chemical Name	Type 1 Risk Reduction Standard	Location ID	MW-11																									
		Sample Date	1/16/2012	7/5/2011	1/17/2011	7/13/2010	1/5/2010	7/21/2009	1/13/2009	7/15/2008	1/10/2008	8/21/2007**	7/11/2007	2/14/2007	7/11/2006	1/10/2006	7/21/2005	1/18/2005	7/16/2004	1/22/2004	7/18/2003	1/20/2003	7/9/2002	7/9/2002	4/3/2002	1/17/2002	7/11/2001	1/24/2001
		Unit	Post ISCO														Pre-ISCO											
Volatile Organic Compounds																												
Acetone	4	µg/L	< 5.0	< 5.0	< 5.0	< 100	< 100	< 100	< 100	< 100	< 50	< 50	--	< 50	50 U	10 U	25 U	25 U	25 U	25 U	25 U	**140**	25 U	25 U	--	25 U	**20 J**	25 U
Benzene	0.005	µg/L	< 0.25	< 0.25	**0.29 J**	< 5.0	< 5.0	< 5.0	< 5.0	< 5.0	< 5.0	< 5.0	--	< 5	5 U	1.0 U	1.0 U	1.0 U	1.0 U	1.0 U	1.0 U	**0.39 J**	1.0 U	1.0 U	1.0 U	1.0 U	**0.17 J**	1.0 U
Carbon Disulfide	4	µg/L	< 0.60	< 0.60	< 0.60	< 5.0	< 5.0	< 5.0	< 5.0	< 5.0	< 5.0	< 5.0	--	< 5	5 U	1.0 U	1.0 U	1.0 U	1.0 U	1.0 U	**10**	1.0 U	1.0 U	1.0 U	--	1.0 U	**0.79 J**	1.0 U
Ethylbenzene	0.7	µg/L	< 0.11	< 0.11	**0.12 J**	< 5.0	< 5.0	< 5.0	< 5.0	< 5.0	< 5.0	< 5.0	--	< 5	5 U	1.0 U	1.0 U	1.0 U	1.0 U	1.0 U	1.0 U	**0.13 J**	1.0 U	1.0 U	1.0 U	1.0 U	1.0 U	1.0 U
Methylene Chloride	0.005	µg/L	< 1.0	**3.5 J B**	< 1.0	< 5.0	< 5.0	< 5.0	< 5.0	< 5.0	< 5.0	< 5.0	--	< 5	5 U	1.0 U	5.0 U	5.0 U	5.0 U	5.0 U	5.0 U	5.0 U	**0.38 J**	5.0 U	5.0 U	5.0 U	5.0 U	**1.1 JB**
Toluene	1	µg/L	< 0.33	< 0.33	< 0.33	< 5.0	< 5.0	< 5.0	< 5.0	< 5.0	< 5.0	< 5.0	--	< 5	5 U	1.0 U	1.0 U	1.0 U	1.0 U	1.0 U	1.0 U	**0.32 J**	**0.47 J**	**0.36 J**	1.0 U	**0.39 J**	**0.44 J**	1.0 U
Trichloroethylene	0.005	µg/L	< 0.13	< 0.13	< 0.13	< 5.0	< 5.0	< 5.0	< 5.0	< 5.0	< 5.0	< 5.0	--	< 5	5 U	1.0 U	1.0 U	1.0 U	1.0 U	1.0 U	1.0 U	1.0 U	1.0 U	1.0 U	1.0 U	1.0 U	**0.83 J**	1.0 U
Xylenes, total	2	µg/L	< 0.20	< 0.20	< 0.20	< 5.0	< 5.0	< 5.0	< 5.0	< 5.0	< 5.0	< 5.0	--	< 5	5 U	2.0 U	2.0 U	2.0 U	2.0 U	2.0 U	2.0 U	**0.14 JB**	2.0 U	2.0 U	--	2.0 U	2.0 U	2.0 U
Semivolatile Organic Compounds																												
2-Methylnaphthalene	*	µg/L	--	--	--	--	--	--	--	--	--	--	--	--	--	0.2 U	0.2 U	0.2 U	0.2 U	0.2 U	10 U	10 U	10 U	10 U	--	10 U	10 U	10 U
Acenaphthene	2,000	µg/L	< 0.099	< 0.12	< 0.099	< 0.19	< 0.19	< 0.19	< 0.19	< 0.19	< 10	--	< 10	< 10	10 U	0.2 U	0.2 U	0.2 U	0.2 U	0.2 U	10 U	10 U	10 U	10 U	10 U	10 U	10 U	10 U
Acenaphthylene	10	µg/L	< 0.099	< 0.12	< 0.099	< 0.19	< 0.19	< 0.19	< 0.19	< 0.19	< 10	--	< 10	< 10	10 U	0.2 U	0.2 U	0.2 U	0.2 U	0.2 U	10 U	10 U	10 U	10 U	10 U	10 U	10 U	10 U
Anthracene	10	µg/L	< 0.099	< 0.12	< 0.099	< 0.19	< 0.19	< 0.19	< 0.19	< 0.19	< 10	--	< 10	< 10	10 U	0.2 U	0.2 U	0.2 U	0.2 U	0.2 U	10 U	10 U	10 U	10 U	10 U	10 U	10 U	10 U
Benz(a)anthracene	0.1	µg/L	< 0.099	< 0.12	< 0.099	< 0.19	< 0.19	< 0.19	< 0.19	< 0.19	< 0.050	--	< 0.05	**0.23**	0.05 U	0.2 U	0.2 U	0.2 U	0.2 U	0.2 U	10 U	10 U	10 U	10 U	10 U	10 U	10 U	10 U
Benzo(a)pyrene	0.2	µg/L	< 0.099	< 0.12	< 0.099	< 0.19	< 0.19	< 0.19	< 0.19	< 0.19	< 0.050	--	< 0.05	**0.06**	0.05 U	0.2 U	0.2 U	0.2 U	0.2 U	0.2 U	10 U	10 U	10 U	10 U	10 U	10 U	10 U	10 U
Benzo(b)fluoranthene	0.2	µg/L	< 0.099	< 0.12	< 0.099	< 0.19	< 0.19	< 0.19	< 0.19	< 0.19	< 0.10	--	< 0.1	< 0.1	0.1 U	0.2 U	0.2 U	0.2 U	0.2 U	0.2 U	10 U	10 U	10 U	10 U	10 U	10 U	10 U	10 U
Benzo(g,h,i)perylene	10	µg/L	< 0.099	< 0.12	< 0.099	< 0.19	< 0.19	< 0.19	< 0.19	< 0.19	< 10	--	< 10	< 10	10 U	0.2 U	0.2 U	0.2 U	0.2 U	0.2 U	10 U	10 U	10 U	10 U	10 U	10 U	10 U	10 U
Benzo(k)fluoranthene	10	µg/L	< 0.099	< 0.12	< 0.099	< 0.19	< 0.19	< 0.19	< 0.19	< 0.19	< 10	--	< 10	< 10	10 U	0.2 U	0.2 U	0.2 U	0.2 U	0.2 U	10 U	10 U	10 U	10 U	10 U	10 U	10 U	10 U
Chrysene	0.2	µg/L	< 0.045	< 0.056	< 0.044	< 0.19	< 0.19	< 0.19	< 0.19	< 0.19	< 0.050	--	< 0.05	**0.18**	0.05 U	0.2 U	0.2 U	0.2 U	0.2 U	0.2 U	10 U	10 U	10 U	10 U	10 U	10 U	10 U	10 U
Dibenzo(a,h)anthracene	0.3	µg/L	< 0.099	< 0.12	< 0.099	< 0.19	< 0.19	< 0.19	< 0.19	< 0.19	< 0.10	--	< 0.1	< 0.1	0.1 U	0.2 U	0.2 U	0.2 U	0.2 U	0.2 U	10 U	10 U	10 U	10 U	10 U	10 U	10 U	10 U
Dibenzofuran	1	µg/L	--	--	--	--	--	--	--	--	--	--	--	--	--	1.0 U	0.2 U	0.2 U	0.2 U	0.2 U	10 U	10 U	10 U	10 U	--	10 U	10 U	10 U
Fluoranthene	1,000	µg/L	< 0.099	< 0.12	< 0.099	< 0.19	< 0.19	< 0.19	< 0.19	< 0.19	< 10	--	< 10	< 10	10 U	0.2 U	0.2 U	0.2 U	0.2 U	0.2 U	10 U	10 U	10 U	10 U	10 U	10 U	10 U	10 U
Fluorene	1,000	µg/L	< 0.099	< 0.12	< 0.099	< 0.19	< 0.19	< 0.19	< 0.19	< 0.19	< 10	--	< 10	< 10	10 U	0.2 U	0.2 U	0.2 U	0.2 U	0.2 U	10 U	10 U	10 U	10 U	10 U	10 U	10 U	10 U
Indeno(1,2,3-cd)pyrene	0.4	µg/L	< 0.099	< 0.12	< 0.099	< 0.19	< 0.19	< 0.19	< 0.19	< 0.19	< 0.050	--	< 0.05	< 0.05	0.05 U	0.2 U	0.2 U	0.2 U	0.2 U	0.2 U	10 U	10 U	10 U	10 U	10 U	10 U	10 U	10 U
Naphthalene	20	µg/L	< 0.099	< 0.12	**0.41**	< 0.19	0.21	< 0.19	< 0.19	< 0.19	< 10	--	< 10	< 10	10 U	0.2 U	0.2 U	0.2 U	0.2 U	0.2 U	10 U	10 U	10 U	10 U	10 U	10 U	10 U	10 U
Phenanthrene	10	µg/L	< 0.099	< 0.12	< 0.099	< 0.19	< 0.19	< 0.19	< 0.19	**0.018 J**	< 10	--	< 10	< 10	10 U	0.2 U	0.2 U	0.2 U	0.2 U	0.2 U	10 U	10 U	10 U	10 U	10 U	10 U	10 U	10 U
Pyrene	1,000	µg/L	< 0.099	< 0.12	< 0.099	< 0.19	< 0.19	< 0.19	< 0.19	< 0.19	< 10	--	< 10	< 10	10 U	0.2 U	0.2 U	0.2 U	0.2 U	0.2 U	10 U	10 U	10 U	10 U	10 U	10 U	10 U	10 U
Inorganic Compounds																												
Aluminum (fume or dust)	*	mg/L	--	--	--	--	--	--	--	--	--	--	--	--	--	0.2 U	0.2 U	0.2 U	0.2 U	0.2 U	0.2 U	0.2 U	**0.16 J**	**0.079 B**	--	0.2 U	0.2 U	**0.49**
Antimony	0.01	mg/L	< 0.0053	< 0.0053	< 0.0053	< 0.020	< 0.020	< 0.020	< 0.020	< 0.020	< 0.0200	--	< 0.02	< 0.02	0.02 U	0.01 U	0.006 U	0.02 U	0.006 U	0.02 U	0.02 U	0.02 U	0.02 U	0.02 U	--	0.02 U	0.02 U	0.02 U
Arsenic	0.05	mg/L	< 0.0046	< 0.0046	**0.0090 J**	< 0.020	< 0.020	< 0.020	< 0.010	< 0.010	<0.0500	--	< 0.05	< 0.05	0.05 U	0.01 U	0.01 U	0.01 U	0.01 U	0.01 U	0.01 U	0.01 U	0.01 U	**0.0053 B**	--	**0.0086 B**	0.01 U	**0.0067 B**
Barium	2	mg/L	**0.83**	**0.81**	**1.5**	0.82	1	1	**0.68**	**0.81**	**0.648**	--	**0.779**	**0.754**	**0.933**	**0.779**	**1.05**	**0.92**	**1.1**	**0.62**	**0.73**	**0.47**	**0.68**	**0.65**	--	**0.58**	**0.64**	**1.7**
Beryllium	0.004	mg/L	< 0.00020	**0.00020 J**	**0.00027 J**	**0.00020 J**	< 0.0040	< 0.0040	< 0.0040	< 0.0040	< 0.0100	--	< 0.010	< 0.01	0.01 U	0.005 U	0.004 U	0.004 U	0.004 U	0.004 U	0.004 U	0.004 U	0.004 U	0.004 U	--	**0.00085 B**	**0.00057 B**	0.004 U
Cadmium	0.005	mg/L	< 0.0020	< 0.0020	< 0.0020	< 0.0050	< 0.0050	< 0.0050	< 0.0050	< 0.0050	< 0.0050	--	< 0.005	< 0.005	0.005 U	0.002 U	0.005 U	0.005 U	0.005 U	0.005 U	**0.02**	0.005 U	0.005 U	0.005 U	--	0.005 U	0.005 U	0.005 U
Calcium metal	*	mg/L	--	--	--	--	--	--	--	--	--	--	--	--	--	**24.1**	**26.5**	**26**	**30**	**20**	**21**	**15**	**20**	**20**	--	**19**	**18**	**42**
Chromium	0.1	mg/L	**0.0015 J**	**0.0016 J**	**0.0072 J**	< 0.010	< 0.010	< 0.010	**0.0013 J**	< 0.010	< 0.0100	--	< 0.010	< 0.01	0.01 U	0.005 U	0.01 U	0.01 U	0.01 U	0.01 U	0.01 U	0.01 U	0.01 U	0.01 U	--	0.01 U	0.01 UN	0.01 U
Cobalt	*	mg/L	--	--	--	--	--	--	--	--	--	--	--	--	--	**0.0261**	**0.0271**	**0.032**	**0.036**	**0.019**	**0.02**	**0.016**	**0.025**	**0.024**	--	**0.023**	**0.02**	**0.053**
Copper	1.3	mg/L	< 0.0019	< 0.0019	**0.0058 J**	< 0.020	< 0.020	< 0.020	< 0.020	< 0.020	< 0.0100	--	< 0.010	< 0.01	0.01 U	0.025 U	0.02 U	0.02 U	0.02 U	0.02 U	0.02 U	**0.0011 B**	0.02 U	0.02 U	--	0.02 U	**0.0011 BN**	0.02 U
Cyanide	0.2	mg/L	< 0.0050	**0.021**	< 0.0050	< 0.010	< 0.010	< 0.010	< 0.010	< 0.010	< 0.010	--	< 0.010	< 0.01	0.01 U	0.01 U	0.01 U	0.01 UJ	0.01 U	0.01 U	0.015 U	0.01 U	0.01 U	0.01 U	--	0.01 U	0.01 U	0.01 U
Lead	0.015	mg/L	< 0.0040	< 0.0040	< 0.0040	< 0.010	< 0.010	< 0.010	< 0.0050	< 0.0050	< 0.0100	--	< 0.010	< 0.01	0.01 U	0.003 U	0.005 U	0.005 U	0.005 U	0.005 U	**0.01**	0.005 U	0.005 U	0.005 U	--	0.005 U	0.005 U	0.005 U
Magnesium	*	mg/L	--	--	--	--	--	--	--	--	--	--	--	--	--	**17.6**	**17.2**	**18**	**20**	**17**	**18**	**15**	**17**	**17**	--	**17**	**16**	**25**
Mercury	0.002	mg/L	< 0.000091	< 0.000091	< 0.000091	<0.00020	<0.00020	0.00022	**0.000081 J**	< 0.00020	< 0.00020	--	< 0.0002	< 0.0002	0.0002 U	0.0002 U	0.0002 U	0.0002 U	0.0002 U	0.0002 U	0.0002 U	**0.00012 B**	0.0002 U	0.0002 U	--	0.0002 U	0.0002 U	0.00020 U
Nickel	0.1	mg/L	**0.013 J**	**0.011 J**	**0.014 J**	**0.013 J**	< 0.040	< 0.040	**0.0087 J**	**0.011 J**	< 0.0200	--	< 0.02	< 0.02	0.02 U	0.04 U	0.04 U	0.04 U	0.04 U	0.04 U	0.04 U	**0.0048 B**	**0.0097 J**	**0.0095 B**	--	**0.012 B**	**0.019 B**	**0.0095 B**
Potassium	*	mg/L	--	--	--	--	--	--	--	--	--	--	--	--	--	5 U	**2.45**	**2.8**	**3.1**	**2.1**	**2.1**	**1.6**	**2.1**	**2**	--	**2 N**	**2.0**	**3.6**
Selenium	0.05	mg/L	< 0.0064	< 0.0064	< 0.0064	< 0.020	< 0.020	< 0.020	**0.0045 J**	< 0.010	< 0.0200	--	< 0.02	< 0.02	0.02 U	0.005 U	0.01 U	0.01 U	0.01 U	0.01 U	0.01 U	0.01 U	0.01 U	0.01 U	--	0.01 U	0.01 U	0.01 U
Sodium	*	mg/L	--	--	--	--	--	--	--	--	--	--	--	--	--	**36.4**	**37.2**	**37**	**41**	**22**	**38**	**42**	**41**	**41**	--	**37**	**43**	**44**
Thallium	0.002	mg/L	< 0.00025	< 0.00025	< 0.00025	< 0.0010	< 0.0010	< 0.0010	< 0.0010	< 0.0010	< 1.00	--	< 1.00	< 0.001	0.001 U	0.001 U	0.001 U	0.002 U	0.001 U	0.001 U	0.002 U	0.002 UWN	0.002 UJ	0.002 UWN	--	0.002 U	0.002 U	0.002 U
Vanadium (fume or dust)	0.2	mg/L	< 0.0024	< 0.0024	**0.0063 J**	< 0.010	< 0.010	< 0.010	< 0.010	< 0.010	< 0.0100	--	< 0.010	< 0.01	0.01 U	0.007 U	0.01 U	0.01 U	0.01 U	0.01 U	**0.01**	0.01 U	0.0031 U	**0.0023 B**	--	**0.0039 B**	**0.0025 B**	0.01 U
Zinc	2	mg/L	< 0.0087	< 0.0087	**0.013 J**	< 0.020	< 0.020	< 0.020	**0.0098 J**	< 0.020	< 0.0200	--	< 0.02	< 0.02	0.02 U	0.02 U	0.02 U	0.02 U	0.02 U	0.02 U	**0.04**	0.02 U	0.02 U	0.02 U	--	0.02 U	0.02 U	0.02 U

Notes:
mg/L = milligrams per liter
* - Not a HSRA regulated compound
RRS - Risk Reduction Standard

Data Qualifier Definitions:
-- - Not analyzed
B (Inorganics) - Estimated analyte concentration
Bold - analyte detected
Bold and shaded - Analyte concentration exceeds the Type 1 RRS
D - Analyte concentration reported from secondary dilution
DB - Analyte concentration reported from secondary dilution; analyte detected in method blank
J - Estimated analyte concentration
JB (Organic) - Estimated analyte concentration; analyte detected in method blank
JM (Organic) - Estimated analyte concentration; spike sample recovery outside control limits
M (Organic) - Spike sample recovery outside control limits
N - Spike sample recovery outside of control limits
U - Analyte not detected at referenced detection limit
UJ - Analyte not detected; low method bias and/or matrix interference
UN - Analyte not detected; spiked sample recovery outside of control limits
UR - Analyte not detected; data rejected
UWN - Analyte not detected; post digestion spike and spike sample recovery outside control limits

Appendix E-3
Summary of Historical Ground Water Sampling Data - Decommissioned Wells
Atlanta Gas Light Company
Former Manufactured Gas Plant Site
Augusta, Ga

Chemical Name	Type 1 Risk Reduction Standard	Location ID	MW-13						MW-14		MW-15		MW-18																	
		Sample Date	3/8/2002	3/8/2002	1/22/2002	7/17/2001	1/23/2001	1/23/2001	3/8/2002	3/8/2002	7/18/2001	1/24/2001	7/22/2009	01/13/2009	07/17/2008	1/9/2008	8/21/07***	7/12/2007	2/13/2007	7/12/2006	1/10/2006	7/20/2005	7/12/2004	2/10/2004	7/15/2003	1/17/2003	7/11/2002	1/18/2002	7/12/2001	1/17/2001
		Unit	Pre-ISCO						Pre-ISCO		Pre-ISCO		Post-ISCO									Pre-ISCO								
Volatile Organic Compounds																														
Acetone	4	mg/L	--	0.5 U	5 U	0.62 U	0.25 U	2.5 U	10 U	--	**0.025 R**	**0.013 J**	< 100 U	< 100 U	< 100	< 50	--	< 50	< 50	50 U	10 U	25 U	25 U	25 U	25 U	25 U	25 U	25 U	25 U	25 U
Benzene	0.005	mg/L	--	**1.9**	**30**	**19 D**	**9.3 D**	**9.6**	**34**	--	**0.00048 J**	0.001 U	< 5.0 U	< 5.0 U	< 5.0	< 5.0	--	< 5	< 5	5 U	1.0 U	1.0 U	1.0 U	1.0 U	1.0 U	1.0 U	1.0 U	1.0 U	**0.22 J**	**0.33 J**
Carbon Disulfide	4	mg/L	--	0.02 U	0.2 U	0.025 U	0.01 U	0.1 U	0.4 U	--	0.00039 U	0.001 U	< 5.0 U	< 5.0 U	< 5.0	< 5.0	--	< 5	< 5	5 U	1.0 U	1.0 U	1.0 U	1.0 U	1.0 U	1.0 U	1.0 U	1.0 U	1.0 U	1.0 U
Dichloromethane	0.005	mg/L	--	0.1 U	1 U	0.12 U	0.05 U	0.5 U	2 U	--	0.005 U	**0.00045 J**	< 5.0 U	< 5.0 U	< 5.0	< 5.0	--	< 5	< 5	5 U	1.0 U	5.0 U	5.0 U	5.0 U	5.0 U	5.0 U	5.0 U	5.0 U	5.0 U	**0.55 JB**
Ethylbenzene	0.7	mg/L	--	**0.65**	**4.9**	**4.4**	**2.8 D**	**2.4**	**19**	--	0.001 U	0.001 U	< 5.0 U	< 5.0 U	< 5.0	< 5.0	--	< 5	< 5	5 U	1.0 U	1.0 U	1.0 U	1.0 U	1.0 U	1.0 U	1.0 U	1.0 U	**0.24 J**	1.0 U
Toluene	1	mg/L	--	**0.64**	**11**	**2.2**	**2.5 D**	**2.1**	**0.31 J**	--	**0.00037 J**	0.001 U	< 5.0 U	< 5.0 U	< 5.0	< 5.0	--	< 5	< 5	5 U	1.0 U	1.0 U	1.0 U	1.0 U	1.0 U	1.0 U	1.0 U	1.0 U	1.0 U	1.0 U
Trichloroethylene	0.005	mg/L	--	0.02 U	0.2 U	0.025 U	0.01 U	0.1 U	0.4 U	--	**0.00031 J**	0.001 U	**6.7**	**5.3**	5.0 J	**11**	--	**11**	**6.9**	5 U	**1.6**	**1.5**	1.0 U	1.0 U	1.0 U	1.0 U	**0.67 J**	1.0 U	1.0 U	1.0 U
Xylenes, total	2	mg/L	--	**0.83**	**3.7**	**2.8**	**2.6**	**2.1**	**49**	--	**0.0014 J**	**0.00023 J**	< 5.0 U	< 5.0 U	< 5.0	< 5.0	--	< 5	< 5	5 U	2.0 U	2.0 U	2.0 U	2.0 U	2.0 U	2.0 U	2.0 U	2.0 U	**0.6 J**	2.0 U
Semivolatile Organic Compounds																														
2-Methylnaphthalene	*	mg/L	--	**0.24 D**	**0.58**	**0.57**	**0.7**	**0.75**	**36 D**	--	**0.00054 J**	**0.003 J**	--	--	--	--	--	--	--	--	0.2 U	0.2 U	0.2 U	0.2 U	10 U	10 U	10 U	10 U	10 U	10 U
Acenaphthene	2	mg/L	--	**0.038**	**0.11**	**0.12**	**0.097**	**0.1**	**4.6**	--	**0.015**	**0.018**	< 0.19 U	< 0.19 U	< 0.19	< 10	--	< 10	< 10	10 U	0.2 U	0.2 U	0.2 U	0.2 U	10 U	10 U	10 U	10 U	10 U	10 U
Acenaphthylene	0.0002	mg/L	--	**0.026**	**0.023 J**	**0.015 J**	**0.073**	**0.08**	**1.2**	--	0.01 U	0.01 U	< 0.19 U	< 0.19 U	< 0.19	< 10	--	< 10	< 10	10 U	0.2 U	0.2 U	0.2 U	0.2 U	10 U	10 U	10 U	10 U	10 U	10 U
Anthracene	0.0002	mg/L	--	**0.0042 J**	0.1 U	**0.002 J**	0.05 U	0.05 U	**2.6**	--	**0.0046 J**	**0.013**	< 0.19 U	< 0.19 U	< 0.19	< 10	--	< 10	< 10	10 U	0.2 U	0.2 U	0.2 U	0.2 U	10 U	10 U	10 U	10 U	10 U	10 U
Benz(a)anthracene	0.0001	mg/L	--	**0.00093 J**	0.1 U	0.05 U	0.05 U	0.05 U	**1.3**	--	**0.0017 J**	**0.01**	< 0.19 U	< 0.19 U	< 0.19	< 0.050	--	< 0.05	< 0.05	0.05 U	0.2 U	0.2 U	0.2 U	0.2 U	10 U	10 U	10 U	10 U	10 U	10 U
Benzo(a)pyrene	0.0002	mg/L	--	**0.00049 J**	0.1 U	0.05 U	0.05 U	0.05 U	**0.43 J**	--	**0.00092 J**	**0.0066 J**	< 0.19 U	< 0.19 U	< 0.19	< 0.050	--	< 0.05	< 0.05	0.05 U	0.2 U	0.2 U	0.2 U	0.2 U	10 U	10 U	10 U	10 U	10 U	10 U
Benzo(b)fluoranthene	0.0002	mg/L	--	**0.0005 J**	0.1 U	0.05 U	0.05 U	0.05 U	**0.49 J**	--	**0.00066 J**	**0.0035 J**	< 0.19 U	< 0.19 U	< 0.19	< 0.10	--	< 0.1	< 0.1	0.1 U	0.2 U	0.2 U	0.2 U	0.2 U	10 U	10 U	10 U	10 U	10 U	10 U
Benzo(g,h,i)perylene	0.0002	mg/L	--	**0.001 J**	0.1 U	0.05 U	0.05 U	0.05 U	**0.57**	--	0.01 UJ	**0.003 J**	< 0.19 U	< 0.19 U	< 0.19	< 10	--	< 10	< 10	10 U	0.2 U	0.2 U	0.2 U	0.2 U	10 U	10 U	10 U	10 U	10 U	10 U
Benzo(k)fluoranthene	0.0002	mg/L	--	0.01 U	0.1 U	0.05 U	0.05 U	0.05 U	**0.57**	--	**0.00092 J**	**0.0054 J**	< 0.19 U	< 0.19 U	< 0.19	< 10	--	< 10	< 10	10 U	0.2 U	0.2 U	0.2 U	0.2 U	10 U	10 U	10 U	10 U	10 U	10 U
Chrysene	0.0002	mg/L	--	**0.00095 J**	0.1 U	0.05 U	0.05 U	0.05 U	**0.97**	--	**0.0018 J**	**0.014**	< 0.19 U	< 0.19 U	< 0.19	< 0.050	--	< 0.05	< 0.05	0.05 U	0.2 U	0.2 U	0.2 U	0.2 U	10 U	10 U	10 U	10 U	10 U	10 U
Dibenzo(a,h)anthracene	0.003	mg/L	--	0.01 U	0.1 U	0.05 U	0.05 U	0.05 U	**0.13 J**	--	0.01 UJ	0.01 U	< 0.19 U	< 0.19 U	< 0.19	< 0.10	--	< 0.1	< 0.1	0.1 U	0.2 U	0.2 U	0.2 U	0.2 U	10 U	10 U	10 U	10 U	10 U	10 U
Dibenzofuran	0.001	mg/L	--	**0.0025 J**	**0.0048 J**	**0.0046 J**	**0.0057 J**	**0.0059 J**	**2**	--	**0.00078 J**	**0.0011 J**	--	--	--	--	--	--	--	--	1.0 U	0.2 U	0.2 U	0.2 U	10 U	10 U	10 U	10 U	10 U	10 U
Fluoranthene	1	mg/L	--	**0.0013 J**	0.1 U	0.05 U	0.05 U	0.05 U	**3**	--	**0.0026 J**	**0.017**	< 0.19 U	< 0.19 U	< 0.19	< 10	--	< 10	< 10	10 U	0.2 U	0.2 U	0.2 U	0.2 U	10 U	10 U	10 U	10 U	10 U	10 U
Fluorene	1	mg/L	--	**0.016**	**0.013 J**	**0.014 J**	**0.02 J**	**0.019 J**	**3.9**	--	**0.0058 J**	**0.01**	< 0.19 U	< 0.19 U	< 0.19	< 10	--	< 10	< 10	10 U	0.2 U	0.2 U	0.2 U	0.2 U	10 U	10 U	10 U	10 U	10 U	10 U
Indeno(1,2,3-cd)pyrene	0.0004	mg/L	--	**0.0012 J**	0.1 U	0.05 U	0.05 U	0.05 U	**0.74**	--	0.01 UJ	**0.0034 J**	< 0.19 U	< 0.19 U	< 0.19	< 0.050	--	< 0.05	< 0.05	0.05 U	0.2 U	0.2 U	0.2 U	0.2 U	10 U	10 U	10 U	10 U	10 U	10 U
Naphthalene	0.02	mg/L	--	**3.1 D**	**12 D**	**9 D**	**7.4 D**	**9.3 D**	**100 D**	--	0.01 U	**0.0042 J**	< 0.19 U	0.026 J	< 0.19	< 10	--	< 10	< 10	10 U	0.2 U	0.2 U	0.2 U	0.2 U	10 U	10 U	10 U	10 U	**0.56 J**	10 U
Phenanthrene	*	mg/L	--	**0.007 J**	**0.0099 J**	**0.013 J**	**0.014 J**	**0.015 J**	**10 D**	--	**0.016**	**0.064**	< 0.19 U	< 0.19 U	< 0.19	< 10	--	< 10	< 10	10 U	0.2 U	0.2 U	0.2 U	0.2 U	10 U	10 U	10 U	10 U	10 U	10 U
Pyrene	1	mg/L	--	**0.0012 J**	0.1 U	0.05 U	0.05 U	0.05 U	**2.7**	--	**0.0062 J**	**0.027**	< 0.19 U	< 0.19 U	< 0.19	< 10	--	< 10	< 10	10 U	0.2 U	0.2 U	0.2 U	0.2 U	10 UJ	10 U	10 U	10 U	10 U	10 U
Inorganic Compounds																														
Aluminum (fume or dust)	*	mg/L	--	--	**0.041 B**	**0.12 BN**	**2.1**	**0.48**	--	--	**24**	**65**	--	--	--	--	--	--	--	--	0.2 U	0.2 U	0.2 U	0.2 U	0.2 U	0.2 U	0.2 U	0.2 U	0.2 U	0.2 U
Antimony	0.01	mg/L	--	--	0.02 U	0.02 U	0.02 U	0.02 U	--	--	0.02 U	0.02 U	< 0.020 U	< 0.020 U	< 0.020	< 0.0200	--	< 0.02	< 0.02	0.02 U	0.01 U	0.006 U	0.006 U	0.02 U	0.02 U	0.02 U	0.02 U	0.02 U	0.02 U	**0.0088 B**
Arsenic	0.05	mg/L	--	--	**0.0052 B**	0.01 U	**0.0077 B**	**0.0048 B**	--	--	0.01 U	**0.014**	< 0.020 U	< 0.010 U	< 0.010	<0.0500	--	< 0.05	< 0.05	0.05 U	0.01 U	0.01 U	0.01 U	0.01 U	0.01 U	0.01 U	0.01 U	0.01 U	0.01 U	0.01 U
Barium	2	mg/L	--	--	**0.15**	**0.16**	**0.17**	**0.16**	--	--	**0.35**	**0.5**	**0.048**	**0.048**	**0.044**	**0.0461**	--	**0.0327**	**0.0451**	**0.0523**	0.2 U	**0.049**	**0.058**	**0.065**	**0.07**	**0.06**	**0.064**	**0.072**	**0.067**	**0.097**
Beryllium	0.004	mg/L	--	--	0.004 U	0.004 U	0.004 U	0.004 U	--	--	**0.00056 J**	**0.0021 B**	< 0.0040 U	< 0.0040 U	< 0.0040	< 0.0100	--	< 0.010	< 0.01	0.01 U	0.005 U	0.004 U	0.004 U	0.004 U	0.004 U	0.004 U	0.004 U	0.004 U	0.004 U	**0.0019 B**
Cadmium	0.005	mg/L	--	--	0.005 U	0.005 U	0.005 U	0.005 U	--	--	**0.001 J**	**0.0034 B**	< 0.0050 U	< 0.0050 U	< 0.0050	< 0.0050	--	< 0.005	< 0.005	0.005 U	0.002 U	0.005 U	0.005 U	0.005 U	0.005 UJ	0.005 U	0.005 U	0.005 U	0.005 U	0.005 U
Calcium metal	*	mg/L	--	--	**32**	**54**	**61**	**63**	--	--	**140**	**130**	--	--	--	--	--	--	--	--	**21**	**24.4**	**29**	**29**	**36**	**30**	**29**	**33**	**33**	**29**
Chromium	0.1	mg/L	--	--	0.01 U	0.01 U	**0.0025 B**	0.01 U	--	--	**0.038**	**0.1**	**0.017**	0.0087 J	0.0066 J	< 0.0100	--	< 0.010	< 0.01	0.01 U	**0.0064**	0.01 U	**0.036**	**0.032**	0.01 UJ	0.01 U	0.01 U	0.01 U	0.01 U	0.01 U
Cobalt	*	mg/L	--	--	0.01 U	0.01 U	**0.002 B**	**0.0023 B**	--	--	**0.006 J**	**0.017**	--	--	--	--	--	--	--	--	0.007 U	0.01 U	0.01 U	0.01 U	0.01 UJ	**0.0035 B**	**0.0033 B**	**0.0036 B**	**0.0033 B**	**0.0029 B**
Copper	1.3	mg/L	--	--	**0.0013 B**	**0.0017 B**	**0.0052 B**	**0.008 B**	--	--	**0.017 J**	**0.05**	< 0.020 U	< 0.020 U	< 0.020	< 0.0100	--	< 0.010	< 0.01	0.01 U	0.025 U	0.02 U	0.02 U	0.02 U	0.02 U	**0.0027 B**	**0.0012 B**	**0.0018 B**	0.02 U	0.02 U
Cyanide	0.2	mg/L	**0.2**	**0.26**	**0.04**	**0.14**	**0.14**	**0.12**	**1.8**	**1.7**	**0.027**	--	< 0.010 U	< 0.010 U	0.0051 J	< 0.010	--	< 0.010	< 0.01	0.01 U	0.01 U	0.01 U	0.01 U	0.01 U	0.015 U	0.01 U	0.01 U	0.01 U	0.01 U	0.01 U
Iron	*	mg/L	--	--	**11**	**9.6**	**15**	**15**	--	--	**39**	**66**	--	--	--	--	--	--	--	--	--	--	--	--	--	--	--	--	--	--
Lead	0.015	mg/L	--	--	0.005 U	0.005 U	**0.004 B**	**0.0028 B**	--	--	0.027 U	**0.061**	< 0.010 U	< 0.0050 U	< 0.0050	< 0.0100	--	< 0.010	< 0.01	0.01 U	0.003 U	0.005 U	0.005 U	0.005 U	0.005 UJ	0.005 U	0.005 U	0.005 U	0.005 U	**0.0051**
Magnesium	*	mg/L	--	--	**28**	**19**	**24**	**22**	--	--	**31**	**34**	--	--	--	--	--	--	--	--	**14.1**	**15.9**	**18**	**18**	**17**	**17**	**17**	**20**	**20**	**19**
Manganese	*	mg/L	--	--	**1**	**3.1**	**3.6**	**4.1**	--	--	**0.88**	**1.2**	--	--	--	--	--	--	--	--	--	--	--	--	--	--	--	--	--	--
Mercury	0.002	mg/L	--	--	0.0002 U	0.0002 U	0.00020 U	0.00020 U	--	--	0.0002 U	**0.00014 B**	< 0.00020 U	0.000083 J	< 0.00020	< 0.00020	--	< 0.0002	< 0.0002	0.0002 U	0.0002 U	0.0002 U	**0.00022**	**0.0011**	0.0002 U	0.0002 U	0.0002 U	0.0002 U	0.0002 U	0.00020 U
Nickel	0.1	mg/L	--	--	0.04 U	0.04 U	0.04 U	0.04 U	--	--	**0.02 J**	**0.053**	< 0.040 U	0.021 J	0.0043 J	< 0.0200	--	< 0.02	< 0.02	0.02 U	0.04 U	0.04 U	0.04 U	0.04 U	0.04 UJ	0.04 U	0.04 U	0.04 U	0.04 U	**0.0093 B**
Potassium	*	mg/L	--	--	**7.2**	**9.3**	**8.7**	**7.9**	--	--	**18**	**20**	--	--	--	--	--	--	--	--	5 U	**4.85**	**7.4**	**9.7**	**8.8**	**10**	**10**	**11**	**10**	**9.9**
Selenium	0.05	mg/L	--	--	0.01 U	0.01 U	0.01 U	0.01 U	--	--	0.01 U	**0.0051 B**	< 0.020 U	< 0.010 U	< 0.010	< 0.0200	--	< 0.02	< 0.02	0.02 U	0.005 U	0.01 U	0.01 U	0.01 U	0.01 U	0.01 U	0.01 U	0.01 U	0.01 U	0.01 U
Sodium	*	mg/L	--	--	**11**	**10**	**12**	**11**	--	--	**31**	**26**	--	--	--	--	--	--	--	--	**57.8**	**63.1**	**68**	**64**	**59**	**56**	**57**	**62**	**60**	**55**
Thallium	0.002	mg/L	--	--	0.002 U	0.002 UN	0.002 U	0.002 UW	--	--	0.002 U	0.002 UW	< 0.0010 U	< 0.0010 U	< 0.0010	< 1.00	--	< 1.00	< 0.001	0.001 U	0.001 U	0.001 U	0.001 U	0.001 U	0.002 U	0.002 U	0.002 UWN	0.002 UW	0.002 U	0.002 U
Vanadium (fume or dust)	0.2	mg/L	--	--	0.01 U	0.01 U	0.01 U	0.01 U	--	--	**0.047**	**0.12**	< 0.010 U	< 0.010 U	< 0.010	< 0.0100	--	< 0.010	< 0.01	0.01 U	0.007 U	0.01 U	0.01 U	0.01 U	0.01 UJ	0.01 U	0.01 U	0.01 U	0.01 U	0.01 U
Zinc	2	mg/L	--	--	0.02 U	0.02 U	**0.0076 B**	0.02 U	--	--	**0.046**	**0.12**	< 0.020 U	< 0.020 U	< 0.020	< 0.0200	--	< 0.02	< 0.02	0.02 U	0.02 U	0.02 U	0.02 U	0.02 U	**0.03**	**0.014 B**	**0.0064 B**	**0.0066 B**	**0.0064 B**	**0.0086 B**

Notes:
mg/L = milligrams per liter
* - Not a HSRA regulated compound
RRS - Risk Reduction Standard

Data Qualifier Definitions:
-- - Not analyzed
B (Inorganics) - Estimated analyte concentration
Bold - analyte detected
Bold and shaded - Analyte concentration exceeds the Type 1 RRS
D - Analyte concentration reported from secondary dilution
DB - Analyte concentration reported from secondary dilution; analyte detected in method blank
J - Estimated analyte concentration
JB (Organic) - Estimated analyte concentration; analyte detected in method blank
JM (Organic) - Estimated analyte concentration; spike sample recovery outside control limits
M (Organic) - Spike sample recovery outside control limits
N - Spike sample recovery outside of control limits
U - Analyte not detected at referenced detection limit
UJ - Analyte not detected; low method bias and/or matrix interference
UN - Analyte not detected; spiked sample recovery outside of control limits
UR - Analyte not detected; data rejected
UWN - Analyte not detected; post digestion spike and spike sample recovery outside control limits

Appendix E-3
Summary of Historical Ground Water Sampling Data - Decommissioned Wells
Atlanta Gas Light Company
Former Manufactured Gas Plant Site
Augusta, Ga

Chemical Name	Type 1 Risk Reduction Standard	Location ID	MW-23																
		Sample Date	7/22/2009	01/13/2009	07/15/2008	1/9/2008	7/11/2007	2/13/2007	7/12/2006	1/10/2006	7/21/2005	1/19/2005	7/14/2004	1/24/2004	7/20/2003	1/16/2003	7/17/2002	1/18/2002	7/10/2001
		Unit	Post-ISCO								Pre-ISCO								
Volatile Organic Compounds																			
Acetone	4,000	µg/L	< 100	< 100	< 100	< 50	< 50	< 50	50 U	10 U	25 U	25 U	25 U	25 U	25 U	25 U	25 U	**21 J**	25 U
Benzene	5	µg/L	< 5.0	< 5.0	< 5.0	< 5.0	< 5	< 5	5 U	1.0 U	1.0 U	1.0 U	1.0 U	1.0 U	1.0 U	1.0 U	**27**	1.0 U	1.0 U
Carbon Disulfide	4,000	µg/L	< 5.0	< 5.0	< 5.0	< 5.0	< 5	< 5	5 U	1.0 U	1.0 U	1.0 U	1.0 U	1.0 U	1.0 U	1.0 U	1.0 U	1.0 U	1.0 U
Ethylbenzene	700	µg/L	< 5.0	< 5.0	< 5.0	< 5.0	< 5	< 5	5 U	1.0 U	1.0 U	1.0 U	1.0 U	1.0 U	1.0 U	1.0 U	**130**	1.0 U	1.0 U
Methylene Chloride	5	µg/L	< 5.0	< 5.0	< 5.0	< 5.0	< 5	< 5	5 U	1.0 U	5.0 U	5.0 U	5.0 U	5.0 U	5.0 U	5.0 U	5.0 U	5.0 U	5.0 U
Toluene	1,000	µg/L	< 5.0	< 5.0	< 5.0	< 5.0	< 5	< 5	5 U	1.0 U	1.0 U	1.0 U	1.0 U	1.0 U	1.0 U	1.0 U	**1.8**	1.0 U	1.0 U
Trichloroethylene	5	µg/L	< 5.0	< 5.0	< 5.0	< 5.0	< 5	< 5	5 U	1.0 U	1.0 U	1.0 U	1.0 U	1.0 U	1.0 U	1.0 U	1.0 U	1.0 U	1.0 U
Xylenes, total	2,000	µg/L	< 5.0	< 5.0	< 5.0	< 5.0	< 5	< 5	5 U	2.0 U	2.0 U	2.0 U	2.0 U	2.0 U	2.0 U	2.0 U	**66**	2.0 U	2.0 U
Semivolatile Organic Compounds																			
2-Methylnaphthalene	*	µg/L	--	--	--	--	--	--	--	0.2 U	0.2 U	0.2 U	0.2 U	0.2 U	10 U	10 U	**0.78 J**	10 U	10 U
Acenaphthene	2,000	µg/L	< 0.19	< 0.20	< 0.19	< 10	< 10	< 10	10 U	0.2 U	0.2 U	0.2 U	0.2 U	0.2 U	10 U	10 U	**0.63 J**	10 U	10 U
Acenaphthylene	10	µg/L	< 0.19	**0.021 J**	< 0.19	< 10	< 10	< 10	10 U	0.2 U	0.2 U	0.2 U	0.2 U	0.2 U	10 U	10 U	10 U	10 U	10 U
Anthracene	10	µg/L	< 0.19	**0.056 J**	**0.093 J**	< 10	< 10	< 10	10 U	0.2 U	0.2 U	0.2 U	0.2 U	0.2 U	10 U	10 U	10 U	10 U	10 U
Benz(a)anthracene	0.1	µg/L	< 0.19	< 0.20	**0.026 J**	<0.050	< 0.05	< 0.05	0.05 U	0.2 U	0.2 U	0.2 U	0.2 U	0.2 U	10 U	10 U	10 U	10 U	10 U
Benzo(a)pyrene	0.2	µg/L	< 0.19	< 0.20	< 0.19	<0.050	< 0.05	< 0.05	0.05 U	0.2 U	0.2 U	0.2 U	0.2 U	0.2 U	10 U	10 U	10 U	10 U	10 U
Benzo(b)fluoranthene	0.2	µg/L	< 0.19	< 0.20	< 0.19	<0.10	< 0.1	< 0.1	0.1 U	0.2 U	0.2 U	0.2 U	0.2 U	0.2 U	10 U	10 U	10 U	10 U	10 U
Benzo(g,h,i)perylene	10	µg/L	< 0.19	< 0.20	< 0.19	< 10	< 10	< 10	10 U	0.2 U	0.2 U	0.2 U	0.2 U	0.2 U	10 U	10 U	10 U	10 U	10 U
Benzo(k)fluoranthene	10	µg/L	< 0.19	< 0.20	**0.037 J**	< 10	< 10	< 10	10 U	0.2 U	0.2 U	0.2 U	0.2 U	0.2 U	10 U	10 U	10 U	10 U	10 U
Chrysene	0.2	µg/L	< 0.19	< 0.20	< 0.19	<0.050	< 0.05	< 0.05	0.05 U	0.2 U	0.2 U	0.2 U	0.2 U	0.2 U	10 U	10 U	10 U	10 U	10 U
Dibenzo(a,h)anthracene	0.3	µg/L	< 0.19	< 0.20	**0.028 J**	<0.10	< 0.1	< 0.1	0.1 U	0.2 U	0.2 U	0.2 U	0.2 U	0.2 U	10 U	10 U	10 U	10 U	10 U
Dibenzofuran	1	µg/L	--	--	--	--	--	--	--	1.0 U	0.2 U	0.2 U	0.2 U	0.2 U	10 U	10 U	10 U	10 U	10 U
Fluoranthene	1,000	µg/L	< 0.19	**0.027 J**	**0.053 J**	< 10	< 10	< 10	10 U	0.2 U	0.2 U	0.2 U	0.2 U	0.2 U	10 U	10 U	10 U	10 U	10 U
Fluorene	1,000	µg/L	< 0.19	< 0.20	< 0.19	< 10	< 10	< 10	10 U	0.2 U	0.2 U	0.2 U	0.2 U	0.2 U	10 U	10 U	10 U	10 U	10 U
Indeno(1,2,3-cd)pyrene	0.4	µg/L	< 0.19	< 0.20	**0.024 J**	<0.050	< 0.05	< 0.05	0.05 U	0.2 U	0.2 U	0.2 U	0.2 U	0.2 U	10 U	10 U	10 U	10 U	10 U
Naphthalene	20	µg/L	< 0.19	**16**	< 0.19	< 10	< 10	< 10	10 U	0.2 U	0.2 U	0.2 U	0.2 U	0.2 U	10 U	10 U	**5.9 J**	10 U	10 U
Phenanthrene	10	µg/L	< 0.19	< 0.20	< 0.19	< 10	< 10	< 10	10 U	0.2 U	0.2 U	0.2 U	0.2 U	0.2 U	10 U	10 U	10 U	10 U	10 U
Pyrene	1,000	µg/L	< 0.19	< 0.20	**0.032 J**	< 10	< 10	< 10	10 U	0.2 U	0.2 U	0.2 U	0.2 U	0.2 U	10 U	10 U	10 U	10 U	10 U
Inorganic Compounds																			
Aluminum (fume or dust)	*	mg/L	--	--	--	--	--	--	--	0.2 U	0.2 U	0.2 U	0.2 U	0.2 U	0.2 U	**0.060 B**	**0.038 B**	0.2 U	0.2 U
Antimony	0.01	mg/L	< 0.020	< 0.020	< 0.020	< 0.0200	< 0.02	< 0.02	0.02 U	0.01 U	0.006 U	0.02 U	0.006 U	0.02 U	0.02 U	0.020 U	0.02 U	0.02 U	0.02 U
Arsenic	0.05	mg/L	< 0.020	< 0.010	< 0.010	<0.0500	< 0.05	< 0.05	0.05 U	0.01 U	0.01 U	0.01 U	0.01 U	0.01 U	0.01 U	0.010 U	0.01 U	0.01 U	0.01 U
Barium	2	mg/L	0.052	0.075	**0.044**	**0.0515**	**0.0280**	**0.0307**	**0.0312**	0.2 U	**0.0332**	**0.036**	**0.034**	**0.043**	0.01 U	**0.049**	**0.092**	**0.19**	**0.14**
Beryllium	0.004	mg/L	< 0.0040	< 0.0040	< 0.0040	< 0.0100	< 0.010	< 0.01	0.01 U	0.005 U	0.004 U	0.004 U	0.004 U	0.004 U	0.004 U	0.0040 U	0.004 U	**0.00066 B**	0.004 U
Cadmium	0.005	mg/L	< 0.0050	**0.0038 J**	< 0.0050	< 0.0050	< 0.005	< 0.005	0.005 U	0.002 U	0.005 U	0.005 U	0.005 U	0.005 U	0.005 U	0.0050 U	0.005 U	0.005 U	0.005 U
Calcium metal	*	mg/L	--	--	--	--	--	--	--	**10.1**	**10.1**	**13**	**13**	**16**	**14**	**21**	**32**	**50**	**44**
Chromium	0.1	mg/L	< 0.010	< 0.010	< 0.010	< 0.0100	< 0.010	< 0.01	0.01 U	0.005 U	0.01 U	0.01 U	0.01 U	0.01 U	0.01 U	0.010 U	0.01 U	0.01 U	0.01 U
Cobalt	*	mg/L	--	--	--	--	--	--	--	0.007 U	0.01 U	0.01 U	0.01 U	0.01 U	0.01 U	0.010 U	0.01 U	**0.0016 B**	0.01 U
Copper	1.3	mg/L	< 0.020	**0.0033 J**	< 0.020	< 0.0100	< 0.010	< 0.01	0.01 U	0.025 U	0.02 U	0.02 U	0.02 U	0.02 U	0.02 U	**0.0010 B**	**0.0022 B**	**0.0011 B**	**0.00094 B**
Cyanide	0.2	mg/L	< 0.010	< 0.010	< 0.010	< 0.010	< 0.010	< 0.01	0.01 U	0.01 U	0.01 U	0.01 U	0.01 U	0.01 U	0.015 U	0.010 U	0.01 U	0.01 U	0.01 U
Lead	0.015	mg/L	< 0.010	**0.0033 J**	< 0.0050	< 0.0100	< 0.010	< 0.01	0.01 U	0.003 U	0.005 U	0.005 U	0.005 U	0.005 U	0.005 U	0.0050 U	0.005 U	0.005 U	0.005 U
Magnesium	*	mg/L	--	--	--	--	--	--	--	**9.43**	**9.04**	**12**	**12**	**14**	**12**	**20**	**29**	**47**	**42**
Mercury	0.002	mg/L	< 0.00020	< 0.00020	< 0.00020	< 0.00020	< 0.0002	< 0.0002	0.0002 U	0.0002 U	0.0002 U	0.0002 U	0.0002 U	0.0002 U	0.0002 U	0.00020 U	0.0002 U	0.0002 U	0.00020 U
Nickel	0.1	mg/L	< 0.040	< 0.040	< 0.040	< 0.0200	< 0.02	< 0.02	0.02 U	0.04 U	0.04 U	0.04 U	0.04 U	0.04 U	0.04 U	0.040 U	0.04 U	0.04 U	**0.0083 B**
Potassium	*	mg/L	--	--	--	--	--	--	--	5 U	1 U	1 U	1 U	1 U	**0.7**	**0.71 B**	**0.87 B**	**1.3 N**	**0.93 B**
Selenium	0.05	mg/L	< 0.020	< 0.010	< 0.010	< 0.0200	< 0.02	< 0.02	0.02 U	0.005 U	0.01 U	0.01 U	0.01 U	0.01 U	0.01 U	0.010 U	0.01 U	0.01 U	0.01 U
Sodium	*	mg/L	--	--	--	--	--	--	--	**72.4**	**73.7**	**95**	**95**	**110**	**110**	**160**	**270**	**380**	**330**
Thallium	0.002	mg/L	< 0.0010	< 0.0010	< 0.0010	< 1.00	< 1.00	< 0.001	0.001 U	0.001 U	0.001 U	0.002 U	0.001 U	0.001 U	0.002 U	0.0020 UWN	0.002 UWN	0.002 U	0.002 U
Vanadium (fume or dust)	0.2	mg/L	< 0.010	< 0.010	< 0.010	< 0.0100	< 0.010	< 0.01	0.01 U	0.007 U	0.01 U	0.01 U	0.01 U	0.01 U	0.01 U	0.010 U	0.01 U	0.01 U	0.01 U
Zinc	2	mg/L	0.022	0.049	< 0.020	< 0.0200	< 0.02	< 0.02	0.02 U	0.02 U	**0.0314**	0.02 U	0.02 U	0.02 U	0.02 U	0.020 U	0.02 U	**0.0087 B**	0.02 U

Notes:
mg/L = milligrams per liter
* - Not a HSRA regulated compound
RRS - Risk Reduction Standard

Data Qualifier Definitions:
-- - Not analyzed
B (Inorganics) - Estimated analyte concentration
Bold - analyte detected
Bold and shaded - Analyte concentration exceeds the Type 1 RRS
D - Analyte concentration reported from secondary dilution
DB - Analyte concentration reported from secondary dilution; analyte detected in method blank
J - Estimated analyte concentration
JB (Organic) - Estimated analyte concentration; analyte detected in method blank
JM (Organic) - Estimated analyte concentration; spike sample recovery outside control limits
M (Organic) - Spike sample recovery outside control limits
N - Spike sample recovery outside of control limits
U - Analyte not detected at referenced detection limit
UJ - Analyte not detected; low method bias and/or matrix interference
UN - Analyte not detected; spiked sample recovery outside of control limits
UR - Analyte not detected; data rejected
UWN - Analyte not detected; post digestion spike and spike sample recovery outside control limits

Appendix E-3
Summary of Historical Ground Water Sampling Data - Decommissioned Wells
Atlanta Gas Light Company
Former Manufactured Gas Plant Site
Augusta, Ga

Chemical Name	Type 1 Risk Reduction Standard	Location ID	MW-201	MW-201	MW-202					MW-208		MW-209	MW-210
		Sample Date	10/4/2006	7/9/2002	1/16/2003	7/12/2002	1/17/2002	7/11/2001	1/17/2001	7/11/2001	1/16/2001	4/3/2002	10/5/2006
		Unit	Post-ISCO	Pre-ISCO	Pre-ISCO					Pre-ISCO		Pre-ISCO	Post-ISCO
Volatile Organic Compounds													
Acetone	4	mg/L	0.05 U	0.025 U	0.025 U	0.025 U	0.025 U	**0.023 J**	0.025 U	0.025 U	0.025 UJ	--	50 U
Benzene	0.005	mg/L	0.005 U	0.001 U	0.001 U	0.001 U	0.001 U	**0.00025 J**	0.001 U	**0.0017**	**0.0012**	0.001 U	5 U
Carbon Disulfide	4	mg/L	0.005 U	0.001 U	0.001 U	0.001 U	0.001 U	**0.00094 J**	0.001 U	**0.00046 J**	**0.00045 J**	--	5 U
Dichloromethane	0.005	mg/L	0.005 U	0.005 U	0.005 U	0.005 U	0.005 U	0.005 U	0.005 U	**0.00035 J**	0.005 U	0.005 U	5 U
Ethylbenzene	0.7	mg/L	0.005 U	0.001 U	0.001 U	0.001 U	0.001 U	0.001 U	0.001 U	**0.00011 J**	0.001 U	0.001 U	5 U
Toluene	1	mg/L	0.005 U	0.001 U	0.001 U	**0.00051 J**	0.001 U	0.001 U	0.001 U	0.001 U	0.001 U	0.001 U	5 U
Trichloroethylene	0.005	mg/L	0.005 U	0.001 U	0.001 U	0.001 U	0.001 U	0.001 U	0.001 U	**0.00032 J**	0.001 U	0.001 U	5 U
Xylenes, total	2	mg/L	0.005 U	0.002 U	0.002 U	0.002 U	0.002 U	0.002 U	0.002 U	0.002 U	0.002 U	--	5 U
Semivolatile Organic Compounds													
2-Methylnaphthalene	*	mg/L	--	0.01 U	0.01 U	0.01 U	0.01 U	0.01 U	0.01 U	0.01 U	0.01 U	--	--
Acenaphthene	2	mg/L	0.01 U	0.01 U	0.01 U	0.01 U	0.01 U	0.01 U	0.01 U	0.01 U	0.01 U	0.01 U	10 U
Acenaphthylene	0.0002	mg/L	0.01 U	0.01 U	0.01 U	0.01 U	0.01 U	0.01 U	0.01 U	0.01 U	0.01 U	0.01 U	10 U
Anthracene	0.0002	mg/L	0.01 U	0.01 U	0.01 U	0.01 U	0.01 U	0.01 U	0.01 U	0.01 U	0.01 U	0.01 U	10 U
Benz(a)anthracene	0.0001	mg/L	0.00005 U	0.01 U	0.01 U	0.01 U	0.01 U	0.01 U	0.01 U	0.01 U	0.01 U	0.01 U	0.05 U
Benzo(a)pyrene	0.0002	mg/L	0.00005 U	0.01 U	0.01 U	0.01 U	0.01 U	0.01 U	0.01 U	0.01 U	0.01 U	0.01 U	0.05 U
Benzo(b)fluoranthene	0.0002	mg/L	0.0001 U	0.01 U	0.01 U	0.01 U	0.01 U	0.01 U	0.01 U	0.01 U	0.01 U	0.01 U	0.1 U
Benzo(g,h,i)perylene	0.0002	mg/L	0.01 U	0.01 U	0.01 U	0.01 U	0.01 U	0.01 U	0.01 U	0.01 U	0.01 U	0.01 U	10 U
Benzo(k)fluoranthene	0.0002	mg/L	0.01 U	0.01 U	0.01 U	0.01 U	0.01 U	0.01 U	0.01 U	0.01 U	0.01 U	0.01 U	10 U
Chrysene	0.0002	mg/L	0.00005 U	0.01 U	0.01 U	0.01 U	0.01 U	0.01 U	0.01 U	0.01 U	0.01 U	0.01 U	0.05 U
Dibenzo(a,h)anthracene	0.003	mg/L	0.0001 U	0.01 U	0.01 U	0.01 U	0.01 U	0.01 U	0.01 U	0.01 U	0.01 U	0.01 U	0.1 U
Dibenzofuran	0.001	mg/L	--	0.01 U	0.01 U	0.01 U	0.01 U	0.01 U	0.01 U	0.01 U	0.01 U	--	--
Fluoranthene	1	mg/L	0.01 U	0.01 U	0.01 U	0.01 U	0.01 U	0.01 U	0.01 U	0.01 U	0.01 U	0.01 U	10 U
Fluorene	1	mg/L	0.01 U	0.01 U	0.01 U	0.01 U	0.01 U	0.01 U	0.01 U	0.01 U	0.01 U	0.01 U	10 U
Indeno(1,2,3-cd)pyrene	0.0004	mg/L	0.00005 U	0.01 U	0.01 U	0.01 U	0.01 U	0.01 U	0.01 U	0.01 U	0.01 U	0.01 U	0.05 U
Naphthalene	0.02	mg/L	0.01 U	0.01 U	0.01 U	0.01 U	0.01 U	0.01 U	0.01 U	0.01 U	0.01 U	0.01 U	10 U
Phenanthrene	*	mg/L	0.01 U	0.01 U	0.01 U	0.01 U	0.01 U	0.01 U	0.01 U	0.01 U	0.01 U	0.01 U	10 U
Pyrene	1	mg/L	0.01 U	0.01 U	0.01 U	0.01 U	0.01 U	0.01 U	0.01 U	0.01 U	0.01 U	0.01 U	10 U
Inorganic Compounds													
Aluminum (fume or dust)	*	mg/L	--	**0.042 J**	**0.050 B**	**0.037 B**	**0.12 B**	0.2 U	0.2 U	**0.17 B**	**19**	--	--
Antimony	0.01	mg/L	< 0.02	0.02 U	0.020 U	0.02 U	0.02 U	0.02 U	**0.005 B**	0.02 U	**0.013 J**	--	0.02 U
Arsenic	0.05	mg/L	< 0.05	0.01 U	0.010 U	0.01 U	0.01 U	0.01 U	0.01 U	**0.024**	**0.033**	--	0.05 U
Barium	2	mg/L	**0.0647**	**0.084**	**0.064**	**0.11**	**0.13**	**0.13**	**0.12**	**0.21**	**0.3**	--	**0.0474**
Beryllium	0.004	mg/L	< 0.01	0.004 U	0.0040 U	0.004 U	**0.00077 B**	**0.00058 B**	**0.002 B**	0.004 U	0.0018 U	--	0.01 U
Cadmium	0.005	mg/L	< 0.005	0.0011 U	0.0050 U	0.005 U	0.005 U	0.005 U	0.005 U	**0.0011 B**	0.005 U	--	0.005 U
Calcium metal	*	mg/L	--	**49**	**38**	**52**	**64**	**59**	**60**	**11**	**10**	--	--
Chromium	0.1	mg/L	< 0.01	0.01 U	0.010 U	0.01 U	0.01 U	0.01 UN	0.01 U	0.01 UN	**0.025**	--	0.01 U
Cobalt	*	mg/L	--	**0.0099 J**	**0.0069 B**	**0.01**	**0.015**	**0.012**	**0.014**	**0.0014 B**	**0.0038 J**	--	--
Copper	1.3	mg/L	< 0.01	0.0016 U	0.020 U	**0.0012 B**	0.02 U	0.02 UN	0.02 U	**0.0021 BN**	**0.064**	--	0.01 U
Cyanide	0.2	mg/L	< 0.01	**0.12**	0.010 U	0.01 U	0.01 U	0.01 U	0.01 U	0.01 U	0.01 U	--	0.01 U
Iron	*	mg/L	--	**0.28**	**0.019 B**	**0.076**	**0.13**	0.05 U	**0.043 B**	**85**	**100**	--	--
Lead	0.015	mg/L	< 0.01	0.005 U	0.0050 U	0.005 U	0.005 U	0.005 U	**0.0035 B**	**0.0041 B**	**0.099**	--	0.01 U
Magnesium	*	mg/L	--	**39**	**32**	**44**	**56**	**52**	**53**	**17**	**17**	--	--
Manganese	*	mg/L	--	**1.5**	**0.45**	**1.2**	**1.9 N**	**1.6 N**	**1.7**	**0.9 N**	**0.98**	--	--
Mercury	0.002	mg/L	< 0.0002	0.0002 U	**0.000078 B**	0.0002 U	0.0002 U	0.0002 U	0.00020 U	0.0002 U	0.00020 U	--	0.0002 U
Nickel	0.1	mg/L	< 0.02	**0.0049 J**	0.040 U	0.04 U	0.04 U	0.04 U	0.04 U	0.04 U	**0.0097 J**	--	0.02 U
Potassium	*	mg/L	--	**1.1**	**1.0**	**1.4**	**1.7 N**	**1.6**	**1.6**	**2.0**	**2.6**	--	--
Selenium	0.05	mg/L	< 0.02	0.01 U	0.010 U	0.01 U	0.01 U	0.01 U	0.01 U	0.01 U	0.01 U	--	0.02 U
Sodium	*	mg/L	--	**100**	**100**	**18**	**150**	**170**	**120**	**44**	**44**	--	--
Thallium	0.002	mg/L	< 0.001	0.002 UJ	0.0020 UWN	0.002 UWN	0.002 U	0.002 UW	0.002 U	0.002 U	0.002 U	--	0.001 U
Vanadium (fume or dust)	0.2	mg/L	< 0.01	0.01 U	**0.0028 B**	**0.0033 B**	**0.003 B**	**0.0026 B**	0.01 U	0.01 U	**0.041**	--	0.01 U
Zinc	2	mg/L	< 0.02	**0.018 J**	0.020 U	**0.0086 B**	**0.017 B**	**0.017 B**	**0.0095 B**	**0.023**	**0.069**	--	0.02 U

Notes:
mg/L = milligrams per liter
* - Not a HSRA regulated compound
RRS - Risk Reduction Standard

Data Qualifier Definitions:
-- - Not analyzed
B (Inorganics) - Estimated analyte concentration
Bold - analyte detected
Bold and shaded - Analyte concentration exceeds the Type 1 RRS
D - Analyte concentration reported from secondary dilution
DB - Analyte concentration reported from secondary dilution; analyte detected in method blank
J - Estimated analyte concentration
JB (Organic) - Estimated analyte concentration; analyte detected in method blank
JM (Organic) - Estimated analyte concentration; spike sample recovery outside control limits
M (Organic) - Spike sample recovery outside control limits
N - Spike sample recovery outside of control limits
U - Analyte not detected at referenced detection limit
UJ - Analyte not detected; low method bias and/or matrix interference
UN - Analyte not detected; spiked sample recovery outside of control limits
UR - Analyte not detected; data rejected
UWN - Analyte not detected; post digestion spike and spike sample recovery outside control limits

Appendix E-3
Summary of Historical Ground Water Sampling Data - Decommissioned Wells
Atlanta Gas Light Company
Former Manufactured Gas Plant Site
Augusta, Ga

Chemical Name	Type 1 Risk Reduction Standard	Location ID	MW-212						MW-213	MW-301D	MW-301S									MW-308SAP
		Sample Date	7/22/2005	1/16/2003	7/12/2002	1/16/2002	7/13/2001	1/18/2001	4/4/2002	7/19/2003	1/20/2003	1/20/2003	7/17/2002	7/17/2002	4/4/2002	1/17/2002	1/17/2002	7/17/2001	1/17/2001	1/19/2001
		Unit	Pre-ISCO						Pre-ISCO	Pre-ISCO	Pre-ISCO									Pre-ISCO
Volatile Organic Compounds																				
Acetone	4	mg/L	0.025 U	**0.016 J**	0.025 U	0.025 U	0.025 U	0.025 U	--	0.63 U	**0.074 J**	**0.11 J**	0.12 U	0.12 U	--	**0.12 R**	**0.12 R**	0.12 U	0.12 U	5 U
Benzene	0.005	mg/L	0.001 U	**0.00014 J**	0.001 U	0.001 U	0.001 U	**0.00012 J**	0.001 U	--	**0.071**	**0.076**	**0.074**	**0.099**	**0.05**	**0.051**	**0.056**	**0.075**	**0.057**	**33**
Carbon Disulfide	4	mg/L	0.001 U	0.001 U	0.001 U	0.001 U	0.001 U	0.001 U	--	0.025 U	0.005 U	0.005 U	0.005 U	0.005 U	--	0.005 U	0.005 U	0.005 U	0.005 U	0.2 U
Dichloromethane	0.005	mg/L	0.005 U	**0.00033 J**	0.005 U	0.005 U	0.005 U	0.005 U	0.005 U	0.13 U	**0.0021 J**	**0.0026 J**	0.025 U	0.025 U	0.025 U	0.025 U	0.025 U	0.025 U	0.025 U	1 U
Ethylbenzene	0.7	mg/L	0.001 U	**0.00011 J**	0.001 U	0.001 U	0.001 U	0.001 U	0.001 U	--	**0.54**	**0.65**	**0.88**	**0.71 D**	**0.48**	**0.41**	**0.42**	**0.53**	**0.54**	**0.68**
Toluene	1	mg/L	0.001 U	**0.00041 J**	0.001 U	0.001 U	0.001 U	0.001 U	0.001 U	--	**0.0049 J**	**0.0064**	**0.0068**	**0.0069**	**0.011**	**0.0041 J**	0.005 U	**0.014**	**0.015**	**14**
Trichloroethylene	0.005	mg/L	0.001 U	**0.00017 J**	0.001 U	0.001 U	0.001 U	0.001 U	0.001 U	0.025 U	0.005 U	0.005 U	0.005 U	0.005 U	0.005 U	0.005 U	**0.0046 J**	0.005 U	0.005 U	0.2 U
Xylenes, total	2	mg/L	0.002 U	0.002 U	0.002 U	0.002 U	0.002 U	0.002 U	--	--	**0.15 B**	**0.2 B**	**0.27**	**0.31**	--	**0.14**	**0.15**	**0.28**	**0.3**	**4.6**
Semivolatile Organic Compounds																				
2-Methylnaphthalene	*	mg/L	0.0002 U	0.01 U	0.01 U	0.01 U	0.01 U	0.01 U	--	**0.46 J M**	**0.32 D**	**0.32 D**	**0.47 D**	**0.49 D**	--	**0.44**	**0.5**	**0.38**	**0.81 D**	**0.69 D**
Acenaphthene	2	mg/L	0.0002 U	0.01 U	0.01 U	0.01 U	0.01 U	0.01 U	0.01 U	**0.014**	**0.079**	**0.086**	**0.093**	**0.1**	**0.077**	**0.083 J**	**0.1**	**0.085**	**0.14**	**0.012**
Acenaphthylene	0.0002	mg/L	0.0002 U	0.01 U	0.01 U	0.01 U	0.01 U	0.01 U	**0.00081 J**	**0.13**	**0.0035 J**	**0.0031 J**	**0.0047 J**	**0.0048 J**	0.01 U	**0.012 J**	**0.0097 J**	**0.0073 J**	**0.036**	**0.18**
Anthracene	0.0002	mg/L	0.0002 U	0.01 U	0.01 U	0.01 U	0.01 U	0.01 U	0.01 U	0.01 U	**0.0046 J**	**0.0055 J**	**0.0071 J**	**0.0074 J**	**0.0049 J**	**0.0064 J**	**0.0061 J**	**0.0036 J**	**0.0081 J**	**0.0038 J**
Benz(a)anthracene	0.0001	mg/L	0.0002 U	0.01 U	0.01 U	0.01 U	0.01 U	0.01 U	0.01 U	0.01 U	0.01 U	0.01 U	0.01 U	0.01 U	0.01 U	0.1 U	0.1 U	0.05 U	0.01 U	0.01 U
Benzo(a)pyrene	0.0002	mg/L	0.0002 U	0.01 U	0.01 U	0.01 U	0.01 U	0.01 U	0.01 U	0.01 U	0.01 U	0.01 U	0.01 U	0.01 U	0.01 U	0.1 U	0.1 U	0.05 U	0.01 U	0.01 U
Benzo(b)fluoranthene	0.0002	mg/L	0.0002 U	0.01 U	0.01 U	0.01 U	0.01 U	0.01 U	0.01 U	0.01 U	0.01 U	0.01 U	0.01 U	0.01 U	0.01 U	0.1 U	0.1 U	0.05 U	0.01 U	0.01 U
Benzo(g,h,i)perylene	0.0002	mg/L	0.0002 U	0.01 U	0.01 U	0.01 U	0.01 U	0.01 U	0.01 U	0.01 U	0.01 U	0.01 U	0.01 U	0.01 U	0.01 U	0.1 U	0.1 U	0.05 U	0.01 U	0.01 U
Benzo(k)fluoranthene	0.0002	mg/L	0.0002 U	0.01 U	0.01 U	0.01 U	0.01 U	0.01 U	0.01 U	0.01 U	0.01 U	0.01 U	0.01 U	0.01 U	0.01 U	0.1 U	0.1 U	0.05 U	0.01 U	0.01 U
Chrysene	0.0002	mg/L	0.0002 U	0.01 U	0.01 U	0.01 U	0.01 U	0.01 U	0.01 U	0.01 U	0.01 U	0.01 U	0.01 U	0.01 U	0.01 U	0.1 U	0.1 U	0.05 U	0.01 U	0.01 U
Dibenzo(a,h)anthracene	0.003	mg/L	0.0002 U	0.01 U	0.01 U	0.01 U	0.01 U	0.01 U	0.01 U	0.01 U	0.01 U	0.01 U	0.01 U	0.01 U	0.01 U	0.1 U	0.1 U	0.05 U	0.01 U	0.01 U
Dibenzofuran	0.001	mg/L	0.0002 U	0.01 U	0.01 U	0.01 U	0.01 U	0.01 U	--	0.01 U	**0.0043 J**	**0.0048 J**	**0.0054 J**	**0.006 J**	--	**0.0054 J**	**0.0064 J**	**0.0045 J**	**0.0092 J**	**0.0072 J**
Fluoranthene	1	mg/L	0.0002 U	0.01 U	0.01 U	0.01 U	0.01 U	0.01 U	0.01 U	0.01 U	**0.002 J**	**0.0024 J**	**0.0026 J**	**0.0028 J**	**0.0014 J**	**0.004 J**	0.1 U	0.05 U	**0.0033 J**	**0.0017 J**
Fluorene	1	mg/L	0.0002 U	0.01 U	0.01 U	0.01 U	0.01 U	0.01 U	0.01 U	**0.024**	**0.025**	**0.028**	**0.033**	**0.036**	**0.02**	**0.028 J**	**0.028 J**	**0.025 J**	**0.041**	**0.031**
Indeno(1,2,3-cd)pyrene	0.0004	mg/L	0.0002 U	0.01 U	0.01 U	0.01 U	0.01 U	0.01 U	0.01 U	0.01 U	0.01 U	0.01 U	0.01 U	0.01 U	0.01 U	0.1 U	0.1 U	0.05 U	0.01 U	0.01 U
Naphthalene	0.02	mg/L	0.0002 U	0.01 U	0.01 U	0.01 U	0.01 U	0.01 U	**0.0059 J**	**7.3 J M**	**1.3 D**	**1.3 D**	**2 D**	**1.9 D**	**1.4 D**	**1.6**	**1.6 D**	**1.6 D**	**3.3 D**	**6.4 D**
Phenanthrene	*	mg/L	0.0002 U	0.01 U	0.01 U	0.01 U	0.01 U	0.01 U	**0.0012 J**	**0.021**	**0.029**	**0.032**	**0.035**	**0.038**	**0.023**	**0.039 J**	**0.04 J**	**0.028 J**	**0.05**	**0.026**
Pyrene	1	mg/L	0.0002 U	0.01 U	0.01 U	0.01 U	0.01 U	0.01 U	0.01 U	0.01 U	**0.0025 J**	**0.003 J**	**0.0027 J**	**0.0032 J**	**0.0022 J**	**0.007 J**	0.1 U	0.05 U	**0.0043 J**	**0.0018 J**
Inorganic Compounds																				
Aluminum (fume or dust)	*	mg/L	**1.99**	**0.046 B**	**0.031 B**	**0.096 B**	**0.063 B**	**0.046 B**	--	**0.5**	0.2 U	0.2 U	**0.045 B**	**0.043 B**	--	0.2 U	0.2 U	**0.047 BN**	**0.48**	**0.1 B**
Antimony	0.01	mg/L	0.006 U	0.020 U	0.02 U	0.02 U	0.02 U	0.02 U	--	0.02 U	0.02 U	0.02 U	0.02 U	0.02 U	--	0.02 U	0.02 U	0.02 U	**0.011 B**	0.02 U
Arsenic	0.05	mg/L	0.01 U	0.010 U	0.01 U	0.01 U	0.01 U	0.01 U	--	0.01 U	0.01 U	0.01 U	**0.0079 B**	**0.0062 B**	--	0.01 U	0.01 U	0.01 U	0.01 U	0.01 U
Barium	2	mg/L	**0.0685**	**0.25**	**0.26**	**0.32**	**0.3**	**0.29**	--	**0.39**	**0.32**	**0.29**	**0.36**	**0.35**	--	**0.31**	**0.32**	**0.35**	**0.38**	**0.37**
Beryllium	0.004	mg/L	0.004 U	0.0040 U	0.004 U	0.004 U	0.004 U	0.004 U	--	0.004 U	0.004 U	0.004 U	0.004 U	0.004 U	--	0.00077 U	0.00073 U	0.004 U	**0.0015 B**	0.004 U
Cadmium	0.005	mg/L	0.005 U	**0.0010 B**	**0.0012 B**	**0.00074 B**	0.005 U	0.005 U	--	0.005 U	0.005 U	0.005 U	0.005 U	0.005 U	--	0.005 U	0.005 U	0.005 U	0.005 U	0.005 U
Calcium metal	*	mg/L	**40.2**	**12**	**12**	**16**	**14**	**14**	--	**37**	**78**	**75**	**74**	**73**	--	**87**	**85**	**84**	**95**	**22**
Chromium	0.1	mg/L	0.01 U	0.010 U	0.01 U	0.01 U	0.01 U	0.01 U	--	0.01 U	0.01 U	0.01 U	0.01 U	0.01 U	--	0.01 U	0.01 U	0.01 U	0.01 U	0.01 U
Cobalt	*	mg/L	0.01 U	**0.0046 B**	**0.0054 B**	**0.0072 B**	**0.0067 B**	**0.0064 B**	--	0.01 U	0.01 U	0.01 U	0.01 U	0.01 U	--	0.01 U	0.01 U	0.01 U	0.01 U	**0.0028 B**
Copper	1.3	mg/L	0.02 U	**0.0018 B**	**0.0011 B**	**0.0041 B**	0.02 U	**0.002 B**	--	0.02 U	**0.0014 B**	**0.0013 B**	**0.0014 B**	**0.0014 B**	--	0.02 U	0.02 U	0.02 U	**0.0025 B**	**0.0016 B**
Cyanide	0.2	mg/L	0.01 U	0.010 U	0.01 U	0.01 U	0.01 U	0.01 U	--	0.015 U	0.01 U	**0.0052 B**	0.01 U	0.01 U	--	**0.0062 B**	**0.0051 B**	0.01 U	0.01 U	0.01 U
Iron	*	mg/L	**1.89**	**0.91**	**0.76**	**1.3**	**0.91**	**1.1**	--	**31**	**41**	**38**	**46**	**46**	--	**37**	**38**	**36**	**34**	**10 N**
Lead	0.015	mg/L	**0.0389**	0.0050 U	0.005 U	0.005 U	0.005 U	0.005 U	--	**0.007**	0.005 U	0.005 U	0.005 U	0.005 U	--	0.005 U	0.005 U	0.005 U	**0.0027 B**	0.005 U
Magnesium	*	mg/L	**4.18**	**7.1**	**6.9**	**9**	**8.5**	**8.2**	--	**27**	**40**	**37**	**45**	**45**	--	**37**	**38 J**	**33**	**34**	**11**
Manganese	*	mg/L	**0.274**	**0.86**	**0.89**	**1.3**	**1.1**	**1.1**	--	**2.8**	**5**	**4.7**	**5.9**	**5.9**	--	4.4 U	**4.6 N**	**4.8**	**5.0**	**1.1**
Mercury	0.002	mg/L	0.0002 U	0.00020 U	0.0002 U	0.0002 U	0.0002 U	0.00020 U	--	0.0002 U	**0.00013 B**	**0.00012 B**	0.0002 U	0.0002 U	--	0.0002 U	0.0002 U	0.0002 U	0.00020 U	0.00020 U
Nickel	0.1	mg/L	0.04 U	0.040 U	0.04 U	0.04 U	0.04 U	0.04 U	--	0.04 U	0.04 U	0.04 U	0.04 U	0.04 U	--	0.04 U	0.04 U	0.04 U	0.04 U	0.04 U
Potassium	*	mg/L	**23.4**	**2.4**	**2.4**	**2.5**	**2.4**	**2.4**	--	**3.6**	**13**	**12**	**13**	**13**	--	14 U	**14 J**	**14**	**15**	**2.3**
Selenium	0.05	mg/L	0.01 U	0.010 U	0.01 U	0.01 U	0.01 U	0.01 U	--	0.01 U	0.01 U	0.01 U	0.01 U	0.01 U	--	0.01 U	0.01 U	0.01 U	0.01 U	0.01 U
Sodium	*	mg/L	**16.4**	**15**	**14**	**16**	**16**	**15**	--	**46**	**13**	**12**	**13**	**13**	--	**12**	**12**	**12**	**10**	**23**
Thallium	0.002	mg/L	0.001 U	0.0020 UWN	0.002 UWN	0.002 U	0.002 UW	0.002 U	--	0.002 U	0.002 UWN	0.002 UWN	0.002 UWN	0.002 UWN	--	0.002 U	0.002 U	0.002 UN	0.002 U	0.002 U
Vanadium (fume or dust)	0.2	mg/L	0.01 U	0.010 U	0.01 U	0.01 U	0.01 U	0.01 U	--	0.01 U	0.01 U	0.01 U	0.01 U	0.01 U	--	0.0028 U	0.0032 U	0.01 U	**0.0027 B**	0.01 U
Zinc	2	mg/L	**0.0564**	**0.084**	**0.093**	**0.057**	0.02 U	**0.019 B**	--	**0.04**	0.02 U	0.02 U	0.02 U	0.02 U	--	0.02 U	0.02 U	0.02 U	**0.011 B**	0.02 U

Notes:
mg/L = milligrams per liter
* - Not a HSRA regulated compound
RRS - Risk Reduction Standard

Data Qualifier Definitions:
-- - Not analyzed
B (Inorganics) - Estimated analyte concentration
Bold - analyte detected
Bold and shaded - Analyte concentration exceeds the Type 1 RRS
D - Analyte concentration reported from secondary dilution
DB - Analyte concentration reported from secondary dilution; analyte detected in method blank
J - Estimated analyte concentration
JB (Organic) - Estimated analyte concentration; analyte detected in method blank
JM (Organic) - Estimated analyte concentration; spike sample recovery outside control limits
M (Organic) - Spike sample recovery outside control limits
N - Spike sample recovery outside of control limits
U - Analyte not detected at referenced detection limit
UJ - Analyte not detected; low method bias and/or matrix interference
UN - Analyte not detected; spiked sample recovery outside of control limits
UR - Analyte not detected; data rejected
UWN - Analyte not detected; post digestion spike and spike sample recovery outside control limits

Appendix E-3
Summary of Historical Ground Water Sampling Data - Decommissioned Wells
Atlanta Gas Light Company
Former Manufactured Gas Plant Site
Augusta, Ga

Chemical Name	Type 1 Risk Reduction Standard	Location ID	MW-405D								MW-407D											
		Sample Date	7/16/2004	1/24/2004	7/19/2003	1/17/2003	7/16/2002	1/16/2002	7/16/2001	1/23/2001	1/15/2006	7/20/2005	2/7/2005	7/13/2004	1/22/2004	7/20/2003	1/17/2003	7/16/2002	7/02 DUP	1/15/2002	7/17/2001	1/19/2001
		Unit	Pre-ISCO								Post-ISCO	Pre-ISCO										
Volatile Organic Compounds																						
Acetone	4	mg/L	0.025 U	0.025 U	0.025 U	0.025 U	0.025 U	0.025 U	0.025 U	0.025 U	10 U	25 U	25 U	25 U	25 U	25 U	25 U	25 U	25 U	25 U	25 U	25 U
Benzene	0.005	mg/L	0.001 U	0.001 U	0.001 U	0.001 U	0.001 U	0.001 U	0.001 U	0.001 U	1.0 U	1.0 U	1.0 U	**1.6**	**1.7**	1.0 U	**1.9**	**3.3**	1.0 U	**2.7**	**1.8**	**0.38 J**
Carbon Disulfide	4	mg/L	0.001 U	0.001 U	0.001 U	0.001 U	0.001 U	0.001 U	0.001 U	0.001 U	1.0 U	1.0 U	1.0 U	1.0 U	1.0 U	1.0 U	1.0 U	1.0 U	1.0 U	1.0 U	1.0 U	1.0 U
Dichloromethane	0.005	mg/L	0.005 U	0.005 U	0.005 U	0.005 U	0.005 U	0.005 U	0.005 U	0.005 U	1.0 U	5.0 U	5.0 U	5.0 U	5.0 U	5.0 U	5.0 U	5.0 U	5.0 U	5.0 U	5.0 U	5.0 U
Ethylbenzene	0.7	mg/L	0.001 U	0.001 U	0.001 U	0.001 U	0.001 U	0.001 U	0.001 U	0.001 U	1.0 U	1.0 U	1.0 U	1.0 U	1.0 U	1.0 U	**0.12 J**	**0.25 J**	1.0 U	**0.2 J**	1.0 U	1.0 U
Toluene	1	mg/L	0.001 U	0.001 U	0.001 U	0.001 U	0.001 U	0.001 U	0.001 U	0.001 U	1.0 U	1.0 U	1.0 U	1.0 U	1.0 U	1.0 U	1.0 U	**0.41 J**	1.0 U	1.0 U	1.0 U	1.0 U
Trichloroethylene	0.005	mg/L	0.001 U	0.001 U	0.001 U	0.001 U	0.001 U	0.001 U	0.001 U	0.001 U	1.0 U	1.0 U	1.0 U	1.0 U	1.0 U	1.0 U	1.0 U	1.0 U	1.0 U	1.0 U	1.0 U	1.0 U
Xylenes, total	2	mg/L	0.002 U	0.002 U	0.002 U	0.002 U	0.002 U	0.002 U	0.002 U	0.002 U	2.0 U	2.0 U	2.0 U	2.0 U	2.0 U	2.0 U	**1.6 J**	**2.2**	2.0 U	**2.4**	**1.6 J**	**0.65 J**
Semivolatile Organic Compounds																						
2-Methylnaphthalene	*	mg/L	0.0002 U	0.0002 U	0.01 U	0.01 U	0.01 U	0.01 U	0.01 U	0.01 U	**0.44**	**0.51**	**0.92**	**5.4**	**4.4**	**11**	**0.39 J**	**1.8 J**	10 U	**4.2 J**	**1.1 J**	10 U
Acenaphthene	2	mg/L	0.0002 U	0.0002 U	0.01 U	0.01 U	0.01 U	0.01 U	0.01 U	0.01 U	0.2 U	**2.2**	**3.5**	**12**	**15**	**18**	**8.9 J**	**13**	10 U	**8.5 J**	**2.7 J**	10 U
Acenaphthylene	0.0002	mg/L	0.0002 U	0.0002 U	0.01 U	0.01 U	0.01 U	0.01 U	0.01 U	0.01 U	0.2 U	0.2 U	0.2 U	0.2 U	0.2 U	10 U	10 U	10 U	10 U	10 U	10 U	10 U
Anthracene	0.0002	mg/L	0.0002 U	0.0002 U	0.01 U	0.01 U	0.01 U	0.01 U	0.01 U	0.01 U	0.2 U	0.2 U	0.2 U	0.2 U	0.2 U	10 U	10 U	10 U	10 U	10 U	10 U	10 U
Benz(a)anthracene	0.0001	mg/L	0.0002 U	0.0002 U	0.01 U	0.01 U	0.01 U	0.01 U	0.01 U	0.01 U	0.2 U	0.2 U	0.2 U	0.2 U	0.2 U	10 U	10 U	10 U	10 U	10 U	10 U	10 U
Benzo(a)pyrene	0.0002	mg/L	0.0002 U	0.0002 U	0.01 U	0.01 U	0.01 U	0.01 U	0.01 U	0.01 U	0.2 U	0.2 U	0.2 U	0.2 U	0.2 U	10 U	10 U	10 U	10 U	10 U	10 U	10 U
Benzo(b)fluoranthene	0.0002	mg/L	0.0002 U	0.0002 U	0.01 U	0.01 U	0.01 U	0.01 U	0.01 U	0.01 U	0.2 U	0.2 U	0.2 U	0.2 U	0.2 U	10 U	10 U	10 U	10 U	10 U	10 U	10 U
Benzo(g,h,i)perylene	0.0002	mg/L	0.0002 U	0.0002 U	0.01 U	0.01 U	0.01 U	0.01 U	0.01 U	0.01 U	0.2 U	0.2 U	0.2 U	0.2 U	0.2 U	10 U	10 U	10 U	10 U	10 U	10 U	10 U
Benzo(k)fluoranthene	0.0002	mg/L	0.0002 U	0.0002 U	0.01 U	0.01 U	0.01 U	0.01 U	0.01 U	0.01 U	0.2 U	0.2 U	0.2 U	0.2 U	0.2 U	10 U	10 U	10 U	10 U	10 U	10 U	10 U
Chrysene	0.0002	mg/L	0.0002 U	0.0002 U	0.01 U	0.01 U	0.01 U	0.01 U	0.01 U	0.01 U	0.2 U	0.2 U	0.2 U	0.2 U	0.2 U	10 U	10 U	10 U	10 U	10 U	10 U	10 U
Dibenzo(a,h)anthracene	0.003	mg/L	0.0002 U	0.0002 U	0.01 U	0.01 U	0.01 U	0.01 U	0.01 U	0.01 U	0.2 U	0.2 U	0.2 U	0.2 U	0.2 U	10 U	10 U	10 U	10 U	10 U	10 U	10 U
Dibenzofuran	0.001	mg/L	0.0002 U	0.0002 U	0.01 U	0.01 U	0.01 U	0.01 U	0.01 U	0.01 U	0.2 U	0.2 U	0.2 U	0.2 U	0.2 U	10 U	10 U	10 U	10 U	10 U	10 U	10 U
Fluoranthene	1	mg/L	0.0002 U	0.0002 U	0.01 U	0.01 U	0.01 U	0.01 U	0.01 U	0.01 U	0.2 U	0.2 U	0.2 U	0.2 U	0.2 U	10 U	10 U	10 U	10 U	10 U	10 U	10 U
Fluorene	1	mg/L	0.0002 U	0.0002 U	0.01 U	0.01 U	0.01 U	0.01 U	0.01 U	0.01 U	0.2 U	0.2 U	**0.28**	**0.83**	**1.2**	10 U	**0.82 J**	**1.2 J**	10 U	10 U	10 U	10 U
Indeno(1,2,3-cd)pyrene	0.0004	mg/L	0.0002 U	0.0002 U	0.01 U	0.01 U	0.01 U	0.01 U	0.01 U	0.01 U	0.2 U	0.2 U	0.2 U	0.2 U	0.2 U	10 U	10 U	10 U	10 U	10 U	10 U	10 U
Naphthalene	0.02	mg/L	0.0002 U	0.0002 U	0.01 U	0.01 U	0.01 U	0.01 U	0.01 U	0.01 U	**0.21**	**0.66**	**0.23**	**17**	**16**	**47**	10 U	**0.95 J**	10 U	**11**	**4.8 J**	**1.2 J**
Phenanthrene	*	mg/L	0.0002 U	0.0002 U	0.01 U	0.01 U	0.01 U	0.01 U	0.01 U	0.01 U	0.2 U	0.2 U	0.2 U	**0.8**	**0.73**	10 U	**0.5 J**	**0.65 J**	10 U	10 U	10 U	10 U
Pyrene	1	mg/L	0.0002 U	0.0002 U	0.01 U	0.01 U	0.01 U	0.01 U	0.01 U	0.01 U	0.2 U	0.2 U	0.2 U	0.2 U	0.2 U	10 U	10 U	10 U	10 U	10 U	10 U	10 U
Inorganic Compounds																						
Aluminum (fume or dust)	*	mg/L	**11**	**0.33**	**7.6**	**4.5**	**1.9**	**2.1 N**	**1.2**	**1.1**	**3.46**	**1.25**	**3.9**	**1.5**	**0.32**	**0.7**	**0.21**	**0.51**	**1.3**	**0.63 N**	**0.37 N**	**0.29**
Antimony	0.01	mg/L	0.02 U	0.02 U	0.02 U	0.02 U	0.02 U	0.020 U	0.02 U	0.02 U	0.01 U	0.006 U	0.02 U	0.006 U	0.02 U	0.02 U	0.02 U	0.02 U	0.02 U	0.020 U	0.02 U	0.02 U
Arsenic	0.05	mg/L	0.01 U	0.01 U	0.01 U	0.01 U	0.01 U	0.010 U	0.01 U	0.01 U	0.01 U	0.01 U	0.01 U	0.01 U	0.01 U	0.01 U	0.01 U	**0.0034 B**	0.01 U	0.010 U	**0.0052 B**	**0.0053 B**
Barium	2	mg/L	**0.21**	**0.22**	**0.25**	**0.29**	**0.27**	**0.25**	**0.23**	**0.25**	**0.544**	**0.45**	**0.76**	**0.56**	**0.36**	**0.38**	**0.54**	**0.42**	**0.27**	**0.45**	**0.5**	**0.82**
Beryllium	0.004	mg/L	0.004 U	0.004 U	0.004 U	0.004 U	0.004 U	0.0040 U	0.004 U	0.004 U	0.005 U	0.004 U	0.004 U	0.004 U	0.004 U	0.004 U	0.004 U	0.004 U	0.004 U	0.0040 U	0.004 U	0.004 U
Cadmium	0.005	mg/L	0.005 U	0.005 U	0.005 U	**0.0031 B**	0.005 U	0.0050 U	0.005 U	0.005 U	0.002 U	0.005 U	0.005 U	0.005 U	0.005 U	0.005 U	**0.0009 B**	0.005 U	0.005 U	0.0050 U	**0.00088 B**	**0.0032 B**
Calcium metal	*	mg/L	**16**	**21**	**21**	**22**	**20**	**21**	**19**	**16**	**48.6**	**45.1**	**58**	**45**	**35**	**36**	**51**	**38**	**20**	**42**	**53**	**82**
Chromium	0.1	mg/L	**0.011**	0.01 U	**0.01**	**0.0058 B**	**0.0021 B**	**0.0030 B**	0.01 U	0.01 U	**0.0053**	0.01 U	0.01 U	0.01 U	0.01 U	0.01 U	0.01 U	0.01 U	0.01 U	0.010 U	0.01 U	**0.0017 B**
Cobalt	*	mg/L	**0.011**	**0.011**	**0.02**	**0.017**	**0.015**	**0.015**	**0.014**	**0.014**	0.007 U	0.01 U	0.01 U	0.01 U	0.01 U	0.01 U	**0.0047 B**	**0.0036 B**	**0.014**	**0.0030 B**	**0.0027 B**	**0.0047 B**
Copper	1.3	mg/L	0.02 U	0.02 U	0.02 U	**0.0074 B**	**0.0047 B**	**0.0010 B**	**0.0026 B**	**0.0023 B**	0.025 U	0.02 U	0.02 U	0.02 U	0.02 U	0.02 U	**0.0037 B**	**0.0022 B**	**0.0027 B**	**0.0018 B**	0.02 U	**0.0018 B**
Cyanide	0.2	mg/L	0.01 U	0.01 U	0.015 U	0.01 U	0.01 U	0.010 U	0.01 U	0.01 U	0.01 U	0.01 U	0.01 U	0.01 U	0.01 U	0.015 U	0.01 U	0.01 U	0.01 U	0.010 U	0.01 U	0.01 U
Iron	*	mg/L	**11**	**0.38**	**16**	**5.6**	**2.5**	**3.1 N**	**1.8**	**2.4**	--	--	**16**	--	--	--	--	--	--	--	--	--
Lead	0.015	mg/L	0.005 U	0.005 U	**0.02**	**0.0031 B**	**0.0018 B**	**0.0017 B**	0.005 U	0.005 U	**0.0073**	0.005 U	**0.013**	0.005 U	0.005 U	0.005 U	0.005 U	0.005 U	0.005 U	0.0050 U	0.005 U	0.005 U
Magnesium	*	mg/L	**15**	**19**	**19**	**20**	**17**	**18**	**16**	**13**	**43.3**	**35.8**	**37**	**23**	**17**	**18**	**25**	**19**	**17**	**21**	**28**	**43**
Manganese	*	mg/L	**0.53**	**0.77**	**0.79**	**0.95**	**0.9**	**1.1**	**1.0**	**1.0**	--	--	--	--	--	--	--	--	--	--	--	--
Mercury	0.002	mg/L	0.0002 U	0.0002 U	0.0002 U	0.0002 U	0.0002 U	0.00020 U	0.0002 U	0.00020 U	0.0002 U	0.0002 U	0.0002 U	0.0002 U	0.0002 U	0.0002 U	0.0002 U	0.0002 U	0.0002 U	0.00020 U	0.0002 U	0.00020 U
Nickel	0.1	mg/L	0.04 U	0.04 U	0.04 U	**0.01 B**	**0.008 B**	**0.0080 B**	**0.0065 B**	**0.0051 B**	0.04 U	0.04 U	0.04 U	0.04 U	0.04 U	0.04 U	0.04 U	0.04 U	**0.0078 B**	0.040 U	0.04 U	0.04 U
Potassium	*	mg/L	**2.3**	**2.7**	**3.4**	**3**	**3.2**	**3.4**	**3.6**	**5.3**	**21.7**	**17.7**	**20**	**6.8**	**5.1**	**7**	**8.1**	**6.8**	**3**	**7.0**	**13**	**17**
Selenium	0.05	mg/L	0.01 U	0.01 U	0.01 U	0.01 U	0.01 U	0.010 U	0.01 U	0.01 U	0.005 U	0.01 U	0.01 U	0.01 U	0.01 U	0.01 U	0.01 U	0.01 U	0.01 U	0.010 U	0.01 U	0.01 U
Sodium	*	mg/L	**56**	**35**	**37**	**38**	**35**	**37**	**36**	**38**	**323**	**286**	**54**	**79**	**55**	**70**	**97**	**73**	**35**	**81**	**150**	**180**
Thallium	0.002	mg/L	0.002 U	0.001 U	0.002 U	0.002 U	0.002 UW	0.0020 U	0.002 U	0.002 U	0.001 U	0.001 U	0.002 U	0.001 U	0.001 U	0.002 U	0.002 U	0.002 UW	0.002 UW	0.0020 U	0.002 UN	0.002 U
Vanadium (fume or dust)	0.2	mg/L	**0.028**	0.01 U	**0.03**	**0.013**	**0.0057 B**	**0.0067 B**	**0.0038 B**	**0.0035 B**	**0.0082**	0.01 U	0.01 U	0.01 U	0.01 U	0.01 U	0.01 U	0.01 U	**0.0037 B**	0.010 U	0.01 U	0.01 U
Zinc	2	mg/L	**0.027**	**0.03**	**0.07**	**0.19**	**0.019 B**	**0.070**	**0.021**	**0.019 B**	**0.0216**	0.02 U	**0.044**	0.02 U	0.02 U	**0.03**	**0.033**	**0.0063 B**	**0.017 B**	**0.026**	0.02 U	**0.012 B**

Notes:
mg/L = milligrams per liter
* - Not a HSRA regulated compound
RRS - Risk Reduction Standard

Data Qualifier Definitions:
-- - Not analyzed
B (Inorganics) - Estimated analyte concentration
Bold - analyte detected
Bold and shaded - Analyte concentration exceeds the Type 1 RRS
D - Analyte concentration reported from secondary dilution
DB - Analyte concentration reported from secondary dilution; analyte detected in method blank
J - Estimated analyte concentration
JB (Organic) - Estimated analyte concentration; analyte detected in method blank
JM (Organic) - Estimated analyte concentration; spike sample recovery outside control limits
M (Organic) - Spike sample recovery outside control limits
N - Spike sample recovery outside of control limits
U - Analyte not detected at referenced detection limit
UJ - Analyte not detected; low method bias and/or matrix interference
UN - Analyte not detected; spiked sample recovery outside of control limits
UR - Analyte not detected; data rejected
UWN - Analyte not detected; post digestion spike and spike sample recovery outside control limits

Appendix E-3
Summary of Historical Ground Water Sampling Data - Decommissioned Wells
Atlanta Gas Light Company
Former Manufactured Gas Plant Site
Augusta, Ga

Chemical Name	Type 1 Risk Reduction Standard	Location ID	TLC-01D			TLC-01S		TLC-02S					
		Sample Date	1/18/2002	7/18/2001	1/23/2001	1/18/2002	1/23/2001	4/4/2002	3/8/2002	3/8/2002	1/18/2002	7/17/2001	1/23/2001
		Sample ID	TLC01D-011802	TLC01D-071801	TLC01D 012301	TLC01S-011802	TLC01S 012301	TLC02S-040402	TLC2S-030802	TLC2S-030802 SOLUBLE	TLC02S-011802	TLC02S-071701	TLC02S 012301
		Unit											
Volatile Organic Compounds													
Acetone	4	mg/L	0.5 U	**0.5 R**	0.25 U	**0.032**	**0.035**	--	**3.8**	--	5 U	0.62 U	2.5 U
Benzene	0.005	mg/L	**1.8**	**2**	**1.8**	**0.099**	**0.00036 JB**	**20**	**9.8**	--	**21**	**25 D**	**21**
Carbon Disulfide	4	mg/L	0.02 U	0.02 U	0.01 U	0.001 U	0.001 U	--	0.05 U	--	0.2 U	0.025 U	0.1 U
Dichloromethane	0.005	mg/L	0.1 U	0.1 U	0.05 U	0.005 U	0.005 U	1 U	0.25 U	--	1 U	0.12 U	0.5 U
Ethylbenzene	0.7	mg/L	**0.46**	**0.24**	**0.24**	**0.012**	**0.00033 J**	**1.4**	**0.52**	--	**0.86**	**1.4**	**1.2**
Toluene	1	mg/L	**0.26**	**0.21**	**0.46**	**0.016**	**0.0004 J**	0.2 U	0.05 U	--	0.2 U	**0.041**	0.1 U
Trichloroethylene	0.005	mg/L	0.02 U	0.02 U	0.01 U	0.001 U	0.001 U	0.2 U	0.05 U	--	0.2 U	**0.012 J**	0.1 U
Xylenes, total	2	mg/L	**0.39**	**0.24**	**0.25**	**0.012**	**0.00061 J**	--	**0.36**	--	**0.57**	**1.3**	**0.93**
Semivolatile Organic Compounds													
2-Methylnaphthalene	*	mg/L	**0.19 DJ**	**0.081**	**0.09**	--	**0.00041 J**	--	**1.5**	--	**0.77 DJ**	**0.94**	0.01 U
Acenaphthene	2	mg/L	**0.055**	**0.021 J**	**0.015**	--	**0.00081 J**	**0.17 J**	**0.22**	--	**0.069**	**0.092**	0.01 U
Acenaphthylene	0.0002	mg/L	**0.015**	**0.0098 J**	**0.028**	--	0.01 U	0.25 U	**0.014 J**	--	0.01 U	0.05 U	0.01 U
Anthracene	0.0002	mg/L	**0.0044 J**	**0.002 J**	**0.0019 J**	--	0.01 U	**0.018 J**	**0.076 J**	--	**0.0079 J**	**0.0078 J**	0.01 U
Benz(a)anthracene	0.0001	mg/L	**0.00051 J**	0.05 U	0.01 U	--	0.01 U	0.25 U	**0.024 J**	--	**0.00062 J**	0.05 U	0.01 U
Benzo(a)pyrene	0.0002	mg/L	0.01 U	0.05 U	0.01 U	--	0.01 U	0.25 U	**0.014 J**	--	0.01 U	0.05 U	0.01 U
Benzo(b)fluoranthene	0.0002	mg/L	0.01 U	0.05 U	0.01 U	--	0.01 U	0.25 U	**0.011 J**	--	0.01 U	0.05 U	0.01 U
Benzo(g,h,i)perylene	0.0002	mg/L	0.01 U	0.05 UJ	0.01 U	--	0.01 U	0.25 U	**0.01 J**	--	0.01 U	0.05 U	0.01 U
Benzo(k)fluoranthene	0.0002	mg/L	0.01 U	0.05 U	0.01 U	--	0.01 U	0.25 U	**0.0086 J**	--	0.01 U	0.05 U	0.01 U
Chrysene	0.0002	mg/L	0.01 U	0.05 U	0.01 U	--	0.01 U	0.25 U	**0.016 J**	--	0.01 U	0.05 U	0.01 U
Dibenzo(a,h)anthracene	0.003	mg/L	0.01 U	0.05 UJ	0.01 U	--	0.01 U	0.25 U	0.1 U	--	0.01 U	0.05 U	0.01 U
Dibenzofuran	0.001	mg/L	**0.0056 J**	**0.0024 J**	**0.003 J**	--	0.01 U	--	**0.052 J**	--	**0.017**	**0.021 J**	0.01 U
Fluoranthene	1	mg/L	**0.0032 J**	0.05 U	0.01 U	--	0.01 U	0.25 U	**0.055 J**	--	**0.0024 J**	**0.0023 J**	0.01 U
Fluorene	1	mg/L	**0.026**	**0.01 J**	**0.011**	--	0.01 U	**0.074 J**	**0.11**	--	**0.029**	**0.039 J**	0.01 U
Indeno(1,2,3-cd)pyrene	0.0004	mg/L	0.01 U	0.05 UJ	0.01 U	--	0.01 U	0.25 U	**0.014 J**	--	0.01 U	0.05 U	0.01 U
Naphthalene	0.02	mg/L	**1.7 D**	**0.67**	**1.1 D**	--	**0.0056 J**	**11 D**	**13 D**	--	**9.5 D**	**12 D**	0.01 U
Phenanthrene	*	mg/L	**0.026**	**0.01 J**	**0.012**	--	0.01 U	**0.067 J**	**0.2**	--	**0.028**	**0.031 J**	0.01 U
Pyrene	1	mg/L	**0.0038 J**	0.05 U	**0.0019 J**	--	0.01 U	**0.014 J**	**0.045 J**	--	**0.0028 J**	0.05 U	0.01 U
Inorganic Compounds													
Aluminum (fume or dust)	*	mg/L	--	**1.1**	**2.5 N**	--	**1.1 N**	--	--	--	**0.039 B**	**0.06 BN**	**0.44 N**
Antimony	0.01	mg/L	--	0.02 U	0.02 U	--	0.02 U	--	--	--	0.02 U	0.02 U	0.02 U
Arsenic	0.05	mg/L	--	0.01 U	**0.0033 B**	--	0.01 U	--	--	--	0.01 U	**0.0065 B**	**0.0035 B**
Barium	2	mg/L	--	**0.31**	**0.36**	--	**0.38**	--	--	--	**0.67**	**0.56**	**0.63**
Beryllium	0.004	mg/L	--	0.004 U	0.004 U	--	0.004 U	--	--	--	0.004 U	0.004 U	0.004 U
Cadmium	0.005	mg/L	--	0.005 U	**0.0022 B**	--	**0.0015 B**	--	--	--	0.005 U	0.005 U	**0.00078 B**
Calcium metal	*	mg/L	--	**18**	**17**	--	**18**	--	--	--	**200**	**170**	**200**
Chromium	0.1	mg/L	--	**0.0023 J**	**0.0074 B**	--	**0.0021 B**	--	--	--	0.01 U	0.01 U	0.01 U
Cobalt	*	mg/L	--	**0.004 J**	**0.0057 B**	--	**0.0078 B**	--	--	--	**0.0052 B**	**0.0042 B**	**0.0063 B**
Copper	1.3	mg/L	--	0.0012 U	**0.022**	--	**0.0060 B**	--	--	--	**0.002 B**	**0.0017 B**	**0.0038 B**
Cyanide	0.2	mg/L	--	**0.026**	**0.028**	--	**0.045**	--	**1.5**	**1.4**	**1.4**	**1.3**	**0.77**
Iron	*	mg/L	--	**55**	**71**	--	**49**	--	--	--	**20**	**20**	**23**
Lead	0.015	mg/L	--	0.005 U	**0.0024 B**	--	**0.0022 B**	--	--	--	0.005 U	0.005 U	**0.0025 B**
Magnesium	*	mg/L	--	**20**	**19**	--	**26**	--	--	--	**25**	**22**	**26**
Manganese	*	mg/L	--	**0.92**	**1.0**	--	**1.9**	--	--	--	**1.6**	**1.6**	**1.8**
Mercury	0.002	mg/L	--	0.0002 U	0.00020 U	--	0.00020 U	--	--	--	0.0002 U	0.0002 U	0.00020 U
Nickel	0.1	mg/L	--	0.04 U	**0.019 B**	--	**0.013 B**	--	--	--	0.04 U	0.04 U	0.04 U
Potassium	*	mg/L	--	**3.5**	**2.8**	--	**3.5**	--	--	--	**10**	**9.7**	**9.4**
Selenium	0.05	mg/L	--	0.01 U	0.01 U	--	0.01 U	--	--	--	**0.0058 B**	0.01 U	0.01 U
Sodium	*	mg/L	--	**55**	**52**	--	**21**	--	--	--	**16**	**14**	**17**
Thallium	0.002	mg/L	--	0.002 U	0.002 U	--	0.002 UW	--	--	--	0.002 UW	0.002 UN	0.002 UW
Vanadium (fume or dust)	0.2	mg/L	--	0.01 U	**0.0051 B**	--	0.01 U	--	--	--	**0.0031 B**	0.01 U	**0.0025 B**
Zinc	2	mg/L	--	**0.0086 J**	**0.015 B**	--	**0.0095 B**	--	--	--	0.02 U	0.02 U	0.02 U

Notes:
mg/L = milligrams per liter
* - Not a HSRA regulated compounds
RRS - Risk Reduction Standard

Data Qualifier Definitions:
-- - Not analyzed
B (Inorganics) - Estimated analyte concentration
Bold - analyte detected
Bold and shaded - Analyte concentration exceeds the Type 1 RRS
D - Analyte concentration reported from secondary dilution
DB - Analyte concentration reported from secondary dilution; analyte detected in method blank
J - Estimated analyte concentration
JB (Organic) - Estimated analyte concentration; analyte detected in method blank
JM (Organic) - Estimated analyte concentration; spike sample recovery outside control limits
M (Organic) - Spike sample recovery outside control limits
N - Spike sample recovery outside of control limits
U - Analyte not detected at referenced detection limit
UJ - Analyte not detected; low method bias and/or matrix interference
UN - Analyte not detected; spiked sample recovery outside of control limits
UR - Analyte not detected; data rejected
UWN - Analyte not detected; post digestion spike and spike sample recovery outside control limits

Appendix E-3
Summary of Historical Ground Water Sampling Data - Decommissioned Wells
Atlanta Gas Light Company
Former Manufactured Gas Plant Site
Augusta, Ga

Chemical Name	Type 1 Risk Reduction Standard	Location ID	TLC-03D				TLC-03S				
		Sample Date	1/21/2002	1/21/2002	7/13/2001	1/23/2001	3/8/2002	3/8/2002	1/21/2002	7/13/2001	1/23/2001
		Sample ID	TLC03D-012102	TLC03SDUP-012102	TLC03D-071301	TLC03D 012301	TLC03S-030802 SOLUBLE	TLC3S-030802	TLC03S-012102	TLC03S-071301	TLC03S-012301
		Unit									
Volatile Organic Compounds											
Acetone	4	mg/L	**0.021 J**	0.025 U	0.025 U	0.025 U	--	0.025 U	0.025 U	0.025 U	0.025 U
Benzene	0.005	mg/L	**0.0006 J**	**0.1**	0.001 U	0.001 U	--	**0.19 D**	**0.12**	0.001 U	**0.012**
Carbon Disulfide	4	mg/L	0.001 U	0.001 U	0.001 U	0.001 U	--	0.001 U	0.001 U	0.001 U	0.001 U
Dichloromethane	0.005	mg/L	0.005 U	0.005 U	0.005 U	0.005 U	--	0.005 U	0.005 U	0.005 U	**0.0012 JB**
Ethylbenzene	0.7	mg/L	0.001 U	0.001 U	0.001 U	0.001 U	--	0.001 U	0.001 U	0.001 U	**0.00013 J**
Toluene	1	mg/L	0.001 U	0.001 U	0.001 U	0.001 U	--	0.001 U	0.001 U	0.001 U	0.001 U
Trichloroethylene	0.005	mg/L	0.001 U	0.001 U	0.001 U	0.001 U	--	0.001 U	0.001 U	0.001 U	0.001 U
Xylenes, total	2	mg/L	0.002 U	0.002 U	0.002 U	0.002 U	--	0.002 U	0.002 U	0.002 U	0.002 U
Semivolatile Organic Compounds											
2-Methylnaphthalene	*	mg/L	0.01 U	0.01 U	0.01 U	0.01 U	--	0.01 U	0.01 U	0.01 U	0.01 U
Acenaphthene	2	mg/L	0.01 U	**0.024**	0.01 U	0.01 U	--	**0.021**	**0.025**	**0.019**	**0.025**
Acenaphthylene	0.0002	mg/L	0.01 U	**0.001 J**	0.01 U	0.01 U	--	**0.00098 J**	0.01 U	0.01 U	0.01 U
Anthracene	0.0002	mg/L	0.01 U	**0.00074 J**	0.01 U	0.01 U	--	0.01 U	**0.00085 J**	0.01 U	0.01 U
Benz(a)anthracene	0.0001	mg/L	0.01 U	0.01 U	0.01 U	0.01 U	--	**0.00047 J**	**0.00041 J**	0.01 U	0.01 U
Benzo(a)pyrene	0.0002	mg/L	0.01 U	0.01 U	0.01 U	0.01 U	--	0.01 U	0.01 U	0.01 U	0.01 U
Benzo(b)fluoranthene	0.0002	mg/L	0.01 U	0.01 U	0.01 U	0.01 U	--	0.01 U	0.01 U	0.01 U	0.01 U
Benzo(g,h,i)perylene	0.0002	mg/L	0.01 U	0.01 U	0.01 U	0.01 U	--	0.01 U	0.01 U	0.01 U	0.01 U
Benzo(k)fluoranthene	0.0002	mg/L	0.01 U	0.01 U	0.01 U	0.01 U	--	0.01 U	0.01 U	0.01 U	0.01 U
Chrysene	0.0002	mg/L	0.01 U	0.01 U	0.01 U	0.01 U	--	0.01 U	0.01 U	0.01 U	0.01 U
Dibenzo(a,h)anthracene	0.003	mg/L	0.01 U	0.01 U	0.01 U	0.01 U	--	0.01 U	0.01 U	0.01 U	0.01 U
Dibenzofuran	0.001	mg/L	0.01 U	**0.00054 J**	0.01 U	0.01 U	--	0.01 U	0.01 U	0.01 U	0.01 U
Fluoranthene	1	mg/L	0.01 U	**0.0022 J**	**0.00037 J**	0.01 U	--	**0.0021 J**	**0.0023 J**	**0.0013 J**	**0.0029 J**
Fluorene	1	mg/L	0.01 U	**0.011**	0.01 U	0.01 U	--	**0.006 J**	**0.012**	**0.0064 J**	**0.011**
Indeno(1,2,3-cd)pyrene	0.0004	mg/L	0.01 U	0.01 U	0.01 U	0.01 U	--	0.01 U	0.01 U	0.01 U	0.01 U
Naphthalene	0.02	mg/L	0.01 U	0.01 U	0.01 U	0.01 U	--	0.01 U	0.01 U	0.01 U	0.01 U
Phenanthrene	*	mg/L	0.01 U	0.01 U	0.01 U	0.01 U	--	0.01 U	0.01 U	0.01 U	0.01 U
Pyrene	1	mg/L	0.01 U	**0.002 J**	0.01 U	0.01 U	--	**0.0017 J**	**0.0021 J**	**0.0013 J**	**0.0025 J**
Inorganic Compounds											
Aluminum (fume or dust)	*	mg/L	0.031 U	0.2 U	**0.37**	**16 N**	--	--	0.2 U	**0.053 B**	**0.3**
Antimony	0.01	mg/L	0.02 U	0.02 U	0.02 U	0.02 U	--	--	0.02 U	0.02 U	0.02 U
Arsenic	0.05	mg/L	0.01 U	0.01 U	0.01 U	0.01 U	--	--	0.01 U	0.01 U	0.01 U
Barium	2	mg/L	**0.072**	**0.8**	**0.067**	**0.092**	--	--	**0.79**	**0.077**	**0.32**
Beryllium	0.004	mg/L	0.004 U	0.004 U	0.004 U	0.004 U	--	--	0.004 U	0.004 U	0.004 U
Cadmium	0.005	mg/L	0.005 U	0.005 U	0.005 U	0.005 U	--	--	0.005 U	0.005 U	0.005 U
Calcium metal	*	mg/L	**53**	**120**	**53**	**53**	--	--	**120**	**100**	**100**
Chromium	0.1	mg/L	0.01 U	0.01 U	0.01 U	**0.016**	--	--	0.01 U	0.01 U	0.01 U
Cobalt	*	mg/L	**0.0045 B**	**0.0019 B**	**0.0042 B**	**0.0071 B**	--	--	**0.0017 B**	**0.0017 B**	**0.002 B**
Copper	1.3	mg/L	0.0019 U	**0.0014 B**	0.02 U	**0.016 B**	--	--	**0.0016 B**	0.02 U	**0.00099 B**
Cyanide	0.2	mg/L	0.01 U	**0.37**	0.01 U	0.01 U	**0.55**	**0.63**	**0.31**	**0.11**	**0.064**
Iron	*	mg/L	**0.19**	**8.7**	**0.31**	**4.3**	--	--	**8.5**	**0.49**	**8.8**
Lead	0.015	mg/L	0.0024 U	**0.0024 B**	0.005 U	**0.0067**	--	--	0.005 U	0.005 U	0.005 U
Magnesium	*	mg/L	**33**	**20**	**32**	**32**	--	--	**20**	**18**	**17**
Manganese	*	mg/L	**0.68**	**0.26**	**0.71**	**0.75**	--	--	**0.25**	**0.12**	**0.31**
Mercury	0.002	mg/L	0.0002 U	0.0002 U	0.0002 U	0.00020 U	--	--	0.0002 U	0.0002 U	0.00020 U
Nickel	0.1	mg/L	0.04 U	0.04 U	0.04 U	**0.0087 B**	--	--	0.04 U	0.04 U	0.04 U
Potassium	*	mg/L	**19**	**5.3**	**19**	**19**	--	--	**5.2**	**3.1**	**4.1**
Selenium	0.05	mg/L	0.01 U	**0.005 B**	0.01 U	0.01 U	--	--	0.01 U	0.01 U	0.01 U
Sodium	*	mg/L	**80**	**13**	**80**	**81**	--	--	**13**	**15**	**12**
Thallium	0.002	mg/L	0.002 UJ	0.002 U	0.002 UW	0.002 U	--	--	0.002 U	0.002 U	0.002 U
Vanadium (fume or dust)	0.2	mg/L	0.01 U	0.01 U	0.01 U	**0.016**	--	--	0.01 U	0.01 U	0.01 U
Zinc	2	mg/L	**0.012 B**	**0.0072 B**	0.02 U	**0.017 B**	--	--	0.02 U	0.02 U	0.02 U

Notes:
mg/L = milligrams per liter
* - Not a HSRA regulated compounds
RRS - Risk Reduction Standard

Data Qualifier Definitions:
-- - Not analyzed
B (Inorganics) - Estimated analyte concentration
Bold - analyte detected
Bold and shaded - Analyte concentration exceeds the Type 1 RRS
D - Analyte concentration reported from secondary dilution
DB - Analyte concentration reported from secondary dilution; analyte detected in method blank
J - Estimated analyte concentration
JB (Organic) - Estimated analyte concentration; analyte detected in method blank
JM (Organic) - Estimated analyte concentration; spike sample recovery outside control limits
M (Organic) - Spike sample recovery outside control limits
N - Spike sample recovery outside of control limits
U - Analyte not detected at referenced detection limit
UJ - Analyte not detected; low method bias and/or matrix interference
UN - Analyte not detected; spiked sample recovery outside of control limits
UR - Analyte not detected; data rejected
UWN - Analyte not detected; post digestion spike and spike sample recovery outside control limits

Appendix E-3
Summary of Historical Ground Water Sampling Data - Decommissioned Wells
Atlanta Gas Light Company
Former Manufactured Gas Plant Site
Augusta, Ga

Chemical Name	Type 1 Risk Reduction Standard	Location ID	TLC-04D							TLC-04S						
		Sample Date	7/18/2003	1/15/2003	7/15/2002	1/15/2002	7/12/2001	1/22/2001	1/22/2001	1/20/2004	7/18/2003	1/15/2003	7/15/2002	1/15/2002	7/12/2001	1/22/2001
		Sample ID	TLC-4D-Q3-03	TLC04D-011503	TLC04D-071502	TLC4D-011502	TLC04D-071201	010104D 012201	TLC04D 012201	TLC-4S-Q1-04	TLC-4S-Q3-03	TLC04S-011503	TLC04S-071502	TLC4S-011502	TLC04S-071201	TLC04S 012201
		Unit														
Volatile Organic Compounds																
Acetone	4	mg/L	0.025 U	0.025 U	0.025 U	0.025 U	0.25 U	0.025 U	0.12 U	0.5 U	0.025 U	0.025 U	0.025 U	0.025 U	0.025 U	0.12 U
Benzene	0.005	mg/L	0.001 U	0.001 U	0.001 U	0.001 U	**0.0022 J**	0.001 U	0.005 U	0.02 U	0.001 U	0.001 U	0.001 U	0.001 U	0.001 U	0.005 U
Carbon Disulfide	4	mg/L	**0.004**	0.001 UJ	0.001 U	0.001 U	0.01 U	0.001 U	0.005 U	0.02 U	0.001 U	0.001 UJ	0.001 U	0.001 U	0.001 U	0.005 U
Dichloromethane	0.005	mg/L	0.005 U	0.005 UJ	**0.00043 J**	0.005 U	0.05 U	0.005 U	0.025 U	0.1 U	0.005 U	0.005 UJ	0.005 U	0.005 U	0.005 U	0.025 U
Ethylbenzene	0.7	mg/L	0.001 U	0.001 U	0.001 U	0.001 U	0.01 U	0.001 U	0.005 U	0.02 U	0.001 U	0.001 U	**0.00019 J**	0.001 U	0.001 U	0.005 U
Toluene	1	mg/L	0.001 U	0.001 U	0.001 U	0.001 U	0.01 U	0.001 U	0.005 U	0.02 U	0.001 U	0.001 U	**0.00055 J**	0.001 U	0.001 U	0.005 U
Trichloroethylene	0.005	mg/L	0.001 U	0.001 U	0.001 U	0.001 U	0.01 U	0.001 U	0.005 U	0.02 U	0.001 U	0.001 U	0.001 U	0.001 U	0.001 U	0.005 U
Xylenes, total	2	mg/L	0.002 U	0.002 U	0.002 U	0.002 U	0.02 U	0.002 U	0.01 U	0.04 U	0.002 U	0.002 U	**0.00036 J**	0.002 U	0.002 U	0.01 U
Semivolatile Organic Compounds																
2-Methylnaphthalene	*	mg/L	0.01 U	0.01 U	0.01 U	0.01 U	0.01 U	0.01 U	0.01 U	0.0002 U	0.01 U	0.01 U	0.01 U	0.01 U	0.01 U	0.01 U
Acenaphthene	2	mg/L	0.01 U	**0.00039 J**	**0.00043 J**	0.01 U	**0.00046 J**	0.01 U	**0.00055 J**	0.0002 U	0.01 U	0.01 U	0.01 U	0.01 U	0.01 U	**0.0015 J**
Acenaphthylene	0.0002	mg/L	0.01 U	0.01 U	0.01 U	**0.00067 J**	0.01 U	0.01 U	0.01 U	0.0002 U	0.01 U	0.01 U	0.01 U	0.01 U	0.01 U	0.01 U
Anthracene	0.0002	mg/L	0.01 U	0.01 U	0.01 U	0.01 U	0.01 U	0.01 U	0.01 U	0.0002 U	0.01 U	0.01 U	0.01 U	0.01 U	0.01 U	0.01 U
Benz(a)anthracene	0.0001	mg/L	0.01 U	0.01 U	0.01 U	0.01 U	0.01 U	0.01 U	0.01 U	0.0002 U	0.01 U	0.01 U	0.01 U	0.01 U	0.01 U	0.01 U
Benzo(a)pyrene	0.0002	mg/L	0.01 U	0.01 U	0.01 U	0.01 U	0.01 U	0.01 U	0.01 U	0.0002 U	0.01 U	0.01 U	0.01 U	0.01 U	0.01 U	0.01 U
Benzo(b)fluoranthene	0.0002	mg/L	0.01 U	0.01 U	0.01 U	0.01 U	0.01 U	0.01 U	0.01 U	0.0002 U	0.01 U	0.01 U	0.01 U	0.01 U	0.01 U	0.01 U
Benzo(g,h,i)perylene	0.0002	mg/L	0.01 U	0.01 U	0.01 U	0.01 U	0.01 U	0.01 U	0.01 U	0.0002 U	0.01 U	0.01 U	0.01 U	0.01 U	0.01 U	0.01 U
Benzo(k)fluoranthene	0.0002	mg/L	0.01 U	0.01 U	0.01 U	0.01 U	0.01 U	0.01 U	0.01 U	0.0002 U	0.01 U	0.01 U	0.01 U	0.01 U	0.01 U	0.01 U
Chrysene	0.0002	mg/L	0.01 U	0.01 U	0.01 U	0.01 U	0.01 U	0.01 U	0.01 U	0.0002 U	0.01 U	0.01 U	0.01 U	0.01 U	0.01 U	0.01 U
Dibenzo(a,h)anthracene	0.003	mg/L	0.01 U	0.01 U	0.01 U	0.01 U	0.01 U	0.01 U	0.01 U	0.0002 U	0.01 U	0.01 U	0.01 U	0.01 U	0.01 U	0.01 U
Dibenzofuran	0.001	mg/L	0.01 U	0.01 U	0.01 U	0.01 U	0.01 U	0.01 U	0.01 U	**0.00029**	0.01 U	0.01 U	0.01 U	0.01 U	0.01 U	0.01 U
Fluoranthene	1	mg/L	0.01 U	0.01 U	0.01 U	0.01 U	0.01 U	0.01 U	0.01 U	0.0002 U	0.01 U	0.01 U	0.01 U	0.01 U	0.01 U	0.01 U
Fluorene	1	mg/L	0.01 U	0.01 U	0.01 U	0.01 U	0.01 U	0.01 U	0.01 U	0.0002 U	0.01 U	0.01 U	0.01 U	0.01 U	0.01 U	0.01 U
Indeno(1,2,3-cd)pyrene	0.0004	mg/L	0.01 U	0.01 U	0.01 U	0.01 U	0.01 U	0.01 U	0.01 U	0.0002 U	0.01 U	0.01 U	0.01 U	0.01 U	0.01 U	0.01 U
Naphthalene	0.02	mg/L	0.01 U	0.01 U	0.01 U	0.01 U	0.01 U	0.01 U	0.01 U	0.0002 U	0.01 U	0.01 U	0.01 U	0.01 U	0.01 U	0.01 U
Phenanthrene	*	mg/L	0.01 U	0.01 U	0.01 U	0.01 U	0.01 U	0.01 U	0.01 U	0.0002 U	0.01 U	0.01 U	0.01 U	0.01 U	0.01 U	**0.00079 J**
Pyrene	1	mg/L	0.01 U	0.01 U	0.01 U	0.01 U	0.01 U	0.01 U	0.01 U	0.0002 U	0.01 U	0.01 U	0.01 U	0.01 U	0.01 U	0.01 U
Inorganic Compounds																
Aluminum (fume or dust)	*	mg/L	**2.6**	**2.7**	**2.9**	**0.059 BN**	**0.13 B**	**0.91**	**0.53**	0.2 U	**0.8**	**0.91**	**4.5**	**0.30 N**	**0.87**	**6.0**
Antimony	0.01	mg/L	0.02 U	0.020 U	0.02 U	0.020 U	0.02 U	0.02 U	0.02 U	0.02 U	0.02 U	0.020 U	0.02 U	0.020 U	0.02 U	0.02 U
Arsenic	0.05	mg/L	0.01 U	0.010 U	0.01 U	0.010 U	0.01 U	0.01 U	0.01 U	0.01 U	0.01 U	0.010 U	0.01 U	0.010 U	0.01 U	0.01 U
Barium	2	mg/L	**0.14**	**0.15**	**0.13**	**0.13**	**0.14**	**0.14**	**0.14**	**0.19**	**0.17**	**0.16**	**0.18**	**0.18**	**0.17**	**0.19**
Beryllium	0.004	mg/L	0.004 U	0.0040 U	0.004 U	0.0040 U	0.004 U	0.004 U	0.004 U	0.004 U	0.004 U	0.0040 U	0.004 U	0.0040 U	0.004 U	0.004 U
Cadmium	0.005	mg/L	0.005 U	0.0050 U	0.005 U	0.0050 U	0.005 U	0.005 U	0.005 U	0.005 U	0.005 U	0.0050 U	0.005 U	0.0050 U	0.005 U	0.005 U
Calcium metal	*	mg/L	**41**	**44**	**43**	**43**	**45**	**42**	**40**	**50**	**43**	**38**	**37**	**38**	**39**	**37**
Chromium	0.1	mg/L	0.01 U	0.0033 U	**0.0028 B**	0.010 U	0.01 U	0.01 U	0.01 U	0.01 U	0.01 U	0.010 U	**0.0043 B**	0.010 U	0.01 U	**0.0060 B**
Cobalt	*	mg/L	0.01 U	**0.0016 B**	**0.0015 B**	0.010 U	0.01 U	0.01 U	0.01 U	0.01 U	0.01 U	**0.0027 B**	**0.002 B**	0.010 U	0.01 U	**0.0022 B**
Copper	1.3	mg/L	0.02 U	0.0017 U	**0.002 B**	0.020 U	0.02 U	**0.0016 B**	**0.0033 B**	0.02 U	0.02 U	0.0014 U	**0.0024 B**	0.020 U	0.02 U	**0.0026 B**
Cyanide	0.2	mg/L	0.015 U	0.010 UJ	0.01 U	0.010 U	0.01 U	0.01 U	0.01 U	0.01 U	0.015 U	0.010 UJ	0.01 U	0.010 U	0.01 U	0.01 U
Iron	*	mg/L	**3.1**	**3.6**	**2.5 N**	**2.1 N**	**3.3**	**4.2 N**	**3.9 N**	**0.48**	**1**	**0.79**	**2.8 N**	**0.70 N**	**0.53**	**3.9 N**
Lead	0.015	mg/L	0.005 U	0.0018 U	**0.002 B**	0.0050 U	0.005 U	0.005 U	0.005 U	0.005 U	0.005 U	0.0050 U	**0.002 B**	0.0050 U	0.005 U	**0.0017 B**
Magnesium	*	mg/L	**26**	**25**	**24**	**25**	**26**	**24**	**23**	**26**	**25**	**20**	**19**	**20**	**21**	**20**
Manganese	*	mg/L	**1.4**	**1.4**	**1.3**	**1.4**	**1.4**	**1.3**	**1.3**	**1.6**	**1.4**	**1.3**	**1.3**	**1.3**	**1.3**	**1.3**
Mercury	0.002	mg/L	0.0002 U	0.00020 U	0.0002 U	0.00020 U	0.0002 U	0.00020 U	0.00020 U	0.0002 U	0.0002 U	0.00020 U	0.0002 U	0.00020 U	0.0002 U	0.00020 U
Nickel	0.1	mg/L	0.04 U	0.040 U	0.04 U	0.040 U	0.04 U	0.04 U	0.04 U	0.04 U	0.04 U	0.040 U	0.04 U	0.040 U	0.04 U	0.04 U
Potassium	*	mg/L	**9.5**	**10**	**10**	**11**	**11**	**10**	**10**	**11**	**9.6**	**9.6**	**9.9**	**9.8**	**10**	**9.9**
Selenium	0.05	mg/L	**0.02**	0.010 U	0.01 U	0.010 U	0.01 U	0.01 U	0.01 U	0.01 U	**0.02**	0.010 U	**0.0044 B**	0.010 U	0.01 U	0.01 U
Sodium	*	mg/L	**80**	**86**	**80**	**83**	**83**	**81**	**78**	**87**	**79**	**76**	**77**	**78**	**78**	**77**
Thallium	0.002	mg/L	0.002 U	0.0020 UJ	0.002 UWN	0.0020 U	0.002 UW	0.002 U	0.002 U	0.001 U	0.002 U	0.0020 UJ	0.002 UWN	0.0020 U	0.002 U	0.002 U
Vanadium (fume or dust)	0.2	mg/L	0.01 U	**0.0028 B**	**0.0026 B**	0.010 U	0.01 U	0.01 U	0.01 U	0.01 U	**0.01**	**0.0090 B**	**0.019**	**0.0064 B**	**0.0088 B**	**0.019**
Zinc	2	mg/L	**0.03**	0.020 U	0.02 U	0.020 U	0.02 U	0.02 U	0.02 U	0.02 U	**0.02**	**0.0078 B**	**0.0069 B**	0.020 U	0.02 U	**0.0093 B**

Notes:
mg/L = milligrams per liter
* - Not a HSRA regulated compounds
RRS - Risk Reduction Standard

Data Qualifier Definitions:
-- - Not analyzed
B (Inorganics) - Estimated analyte concentration
Bold - analyte detected
Bold and shaded - Analyte concentration exceeds the Type 1 RRS
D - Analyte concentration reported from secondary dilution
DB - Analyte concentration reported from secondary dilution; analyte detected in method blank
J - Estimated analyte concentration
JB (Organic) - Estimated analyte concentration; analyte detected in method blank
JM (Organic) - Estimated analyte concentration; spike sample recovery outside control limits
M (Organic) - Spike sample recovery outside control limits
N - Spike sample recovery outside of control limits
U - Analyte not detected at referenced detection limit
UJ - Analyte not detected; low method bias and/or matrix interference
UN - Analyte not detected; spiked sample recovery outside of control limits
UR - Analyte not detected; data rejected
UWN - Analyte not detected; post digestion spike and spike sample recovery outside control limits

Appendix E-3
Summary of Historical Ground Water Sampling Data - Decommissioned Wells
Atlanta Gas Light Company
Former Manufactured Gas Plant Site
Augusta, Ga

Chemical Name	Type 1 Risk Reduction Standard	Location ID	TLC-05D							TLC-05S							
		Sample Date	1/20/2004	7/18/2003	1/15/2003	7/15/2002	1/15/2002	7/11/2001	1/19/2001	1/20/2004	7/18/2003	1/15/2003	7/15/2002	7/15/2002	1/15/2002	7/11/2001	1/19/2001
		Sample ID	TLC-5D-Q1-04	TLC-5D-Q3-03	TLC05D-011503	TLC05D-071502	TLC05D-011502	TLC05D-071101	TLC05D-011901	TLC-5S-Q1-04	TLC-5S-Q3-03	TLC05S-011503	TLC05S-071502 DUP	TLC05S-071502	TLC05S-011502	TLC05S-071101	TLC05S011901
		Unit															
Volatile Organic Compounds																	
Acetone	4	mg/L	0.12 U	0.025 U	0.025 U	0.025 U	0.025 U	0.025 U	0.05 U	0.25 U	0.025 U	0.025 U	**0.091**	0.025 U	0.025 U	0.025 U	0.025 U
Benzene	0.005	mg/L	0.005 U	0.001 U	0.001 U	0.001 U	0.001 U	0.001 U	**0.0003 J**	0.01 U	0.001 U	0.001 U	0.001 U	0.001 U	0.001 U	0.001 U	0.001 U
Carbon Disulfide	4	mg/L	0.005 U	0.001 U	0.001 UJ	**0.00039 J**	0.001 U	0.001 U	0.002 U	0.01 U	0.001 U	0.001 UJ	0.001 U	0.001 U	0.001 U	0.001 U	0.001 U
Dichloromethane	0.005	mg/L	0.025 U	0.005 U	0.005 UJ	**0.00074 J**	0.005 U	0.005 U	0.01 U	0.05 U	0.005 U	0.005 UJ	**0.00048 J**	0.005 U	0.005 U	0.005 U	0.005 U
Ethylbenzene	0.7	mg/L	0.005 U	0.001 U	0.001 U	**0.00036 J**	0.001 U	0.001 U	0.002 U	0.01 U	0.001 U	0.001 U	0.001 U	0.001 U	0.001 U	0.001 U	0.001 U
Toluene	1	mg/L	0.005 U	0.001 U	0.001 U	**0.00067 J**	0.001 U	0.001 U	0.002 U	0.01 U	0.001 U	0.001 U	0.001 U	0.001 U	0.001 U	0.001 U	0.001 U
Trichloroethylene	0.005	mg/L	0.005 U	**0.004**	**0.0036**	**0.0044**	**0.0031**	**0.0028**	**0.0033**	0.01 U	0.001 U	0.001 U	0.001 U	0.001 U	0.001 U	0.001 U	0.001 U
Xylenes, total	2	mg/L	0.01 U	0.002 U	0.002 U	**0.00072 J**	0.002 U	**0.00046 J**	0.004 U	0.02 U	0.002 U	0.002 U	0.002 U	0.002 U	0.002 U	0.002 U	0.002 U
Semivolatile Organic Compounds																	
2-Methylnaphthalene	*	mg/L	0.0002 U	0.01 U	0.01 U	0.01 U	0.01 U	0.01 U	0.01 U	0.0002 U	0.01 U	0.01 U	0.01 U	0.01 U	0.01 U	0.01 U	0.01 U
Acenaphthene	2	mg/L	0.0002 U	0.01 U	0.01 U	0.01 U	0.01 U	0.01 U	0.01 U	0.0002 U	0.01 U	0.01 U	0.01 U	0.01 U	0.01 U	**0.00028 J**	0.01 U
Acenaphthylene	0.0002	mg/L	0.0002 U	0.01 U	0.01 U	0.01 U	0.01 U	0.01 U	0.01 U	0.0002 U	0.01 U	0.01 U	0.01 U	0.01 U	0.01 U	0.01 U	0.01 U
Anthracene	0.0002	mg/L	0.0002 U	0.01 U	0.01 U	0.01 U	0.01 U	0.01 U	0.01 U	0.0002 U	0.01 U	0.01 U	0.01 U	0.01 U	0.01 U	0.01 U	0.01 U
Benz(a)anthracene	0.0001	mg/L	0.0002 U	0.01 U	0.01 U	0.01 U	0.01 U	0.01 U	0.01 U	0.0002 U	0.01 U	0.01 U	0.01 U	0.01 U	0.01 U	0.01 U	0.01 U
Benzo(a)pyrene	0.0002	mg/L	0.0002 U	0.01 U	0.01 U	0.01 U	0.01 U	0.01 U	0.01 U	0.0002 U	0.01 U	0.01 U	0.01 U	0.01 U	0.01 U	0.01 U	0.01 U
Benzo(b)fluoranthene	0.0002	mg/L	0.0002 U	0.01 U	0.01 U	0.01 U	0.01 U	0.01 U	0.01 U	0.0002 U	0.01 U	0.01 U	0.01 U	0.01 U	0.01 U	0.01 U	0.01 U
Benzo(g,h,i)perylene	0.0002	mg/L	0.0002 U	0.01 U	0.01 U	0.01 U	0.01 U	0.01 U	0.01 U	0.0002 U	0.01 U	0.01 U	0.01 U	0.01 U	0.01 U	0.01 U	0.01 U
Benzo(k)fluoranthene	0.0002	mg/L	0.0002 U	0.01 U	0.01 U	0.01 U	0.01 U	0.01 U	0.01 U	0.0002 U	0.01 U	0.01 U	0.01 U	0.01 U	0.01 U	0.01 U	0.01 U
Chrysene	0.0002	mg/L	0.0002 U	0.01 U	0.01 U	0.01 U	0.01 U	0.01 U	0.01 U	0.0002 U	0.01 U	0.01 U	0.01 U	0.01 U	0.01 U	0.01 U	0.01 U
Dibenzo(a,h)anthracene	0.003	mg/L	0.0002 U	0.01 U	0.01 U	0.01 U	0.01 U	0.01 U	0.01 U	0.0002 U	0.01 U	0.01 U	0.01 U	0.01 U	0.01 U	0.01 U	0.01 U
Dibenzofuran	0.001	mg/L	0.0002 U	0.01 U	0.01 U	0.01 U	0.01 U	0.01 U	0.01 U	0.0002 U	0.01 U	0.01 U	0.01 U	0.01 U	0.01 U	0.01 U	0.01 U
Fluoranthene	1	mg/L	**0.00035**	0.01 U	**0.00036 J**	0.01 U	0.01 U	0.01 U	**0.00058 J**	0.0002 U	0.01 U	0.01 U	0.01 U	0.01 U	0.01 U	0.01 U	0.01 U
Fluorene	1	mg/L	0.0002 U	0.01 U	0.01 U	0.01 U	0.01 U	0.01 U	0.01 U	0.0002 U	0.01 U	0.01 U	0.01 U	0.01 U	0.01 U	0.01 U	0.01 U
Indeno(1,2,3-cd)pyrene	0.0004	mg/L	0.0002 U	0.01 U	0.01 U	0.01 U	0.01 U	0.01 U	0.01 U	0.0002 U	0.01 U	0.01 U	0.01 U	0.01 U	0.01 U	0.01 U	0.01 U
Naphthalene	0.02	mg/L	0.0002 U	0.01 U	0.01 U	0.01 U	0.01 U	0.01 U	0.01 U	0.0002 U	0.01 U	0.01 U	0.01 U	0.01 U	0.01 U	0.01 U	0.01 U
Phenanthrene	*	mg/L	0.0002 U	0.01 U	0.01 U	0.01 U	0.01 U	0.01 U	0.01 U	0.0002 U	0.01 U	0.01 U	0.01 U	0.01 U	0.01 U	0.01 U	0.01 U
Pyrene	1	mg/L	**0.00047**	0.01 U	**0.00072 J**	0.01 U	0.01 U	0.01 U	0.01 U	0.0002 U	0.01 U	0.01 U	0.01 U	0.01 U	0.01 U	0.01 U	0.01 U
Inorganic Compounds																	
Aluminum (fume or dust)	*	mg/L	**0.29**	**10**	**0.93**	**0.99**	**37**	**5.5**	**4.0**	0.2 U	0.2 U	**0.13 B**	**0.049 B**	**0.052 B**	**0.096 BN**	0.2 U	**0.17 B**
Antimony	0.01	mg/L	0.02 U	0.02 U	0.020 U	0.02 U	0.02 U	0.02 U	0.02 U	0.02 U	0.02 U	0.020 U	0.02 U	0.02 U	0.020 U	0.02 U	0.02 U
Arsenic	0.05	mg/L	0.01 U	0.01 U	0.010 U	0.01 U	0.01 U	0.01 U	0.01 U	0.01 U	0.01 U	0.010 U	0.01 U	0.01 U	0.010 U	0.01 U	0.01 U
Barium	2	mg/L	**0.16**	**0.19**	**0.16**	**0.17**	**0.29**	**0.19**	**0.13**	**0.077**	**0.08**	**0.068**	**0.073**	**0.073**	**0.071**	**0.068**	**0.068**
Beryllium	0.004	mg/L	0.004 U	0.004 U	0.0040 U	0.004 U	**0.0018 B**	**0.00079 B**	0.004 U	0.004 U	0.004 U	0.0040 U	0.004 U	0.004 U	0.0040 U	0.004 U	0.004 U
Cadmium	0.005	mg/L	0.005 U	0.005 U	0.0050 U	0.005 U	0.005 U	0.005 U	0.005 U	0.005 U	0.005 U	0.0050 U	0.005 U	0.005 U	0.0050 U	0.005 U	0.005 U
Calcium metal	*	mg/L	**31**	**27**	**29**	**28**	**27**	**25**	**27**	**40**	**41**	**36**	**38**	**38**	**36**	**37**	**36**
Chromium	0.1	mg/L	0.01 U	0.01 U	0.0019 U	0.01 U	**0.052**	**0.0074 BN**	**0.0057 B**	0.01 U	0.01 U	0.010 U	0.01 U	0.01 U	0.010 U	0.01 UN	0.01 U
Cobalt	*	mg/L	0.01 U	0.01 U	**0.0054 B**	**0.0065 B**	**0.014**	**0.0067 B**	**0.0043 B**	0.01 U	0.01 U	**0.0034 B**	**0.0033 B**	**0.0034 B**	**0.0029 B**	**0.0028 B**	**0.0025 B**
Copper	1.3	mg/L	0.02 U	0.02 U	0.0011 U	**0.00097 B**	**0.015 B**	**0.0023 BN**	**0.0033 B**	0.02 U	0.02 U	0.020 U	0.02 U	0.02 U	0.020 U	**0.005 BN**	**0.0012 B**
Cyanide	0.2	mg/L	0.01 U	0.015 U	0.010 UJ	0.01 U	0.01 U	0.01 U	0.01 U	0.01 U	0.015 U	0.010 UJ	0.01 U	0.01 U	0.010 U	0.01 U	0.01 U
Iron	*	mg/L	**3.4**	**12**	**5.6**	**4.5 N**	**20**	**8.6**	**4.7 N**	**0.076**	**0.19**	**0.30**	**0.19 N**	**0.18 N**	**0.10 N**	**0.79**	**0.76 N**
Lead	0.015	mg/L	0.005 U	**0.02**	0.0023 U	0.005 U	**0.027**	**0.0069**	**0.0091**	0.005 U	0.005 U	0.0024 U	0.005 U	0.005 U	0.0050 U	**0.0018 B**	0.005 U
Magnesium	*	mg/L	**17**	**15**	**16**	**15**	**16**	**14**	**15**	**23**	**27**	**21**	**23**	**23**	**22**	**20**	**20**
Manganese	*	mg/L	**1.4**	**1.3**	**1.3**	**1.4**	**1.5**	**1.3 N**	**1.4**	**2**	**2.1**	**1.7**	**1.9**	**1.9**	**1.8**	**1.8 N**	**1.9**
Mercury	0.002	mg/L	0.0002 U	0.0002 UJ	0.00020 U	0.0002 U	0.0002 U	0.0002 U	0.00020 U	0.0002 U	0.0002 UJ	**0.000080 B**	0.0002 U	0.0002 U	0.00020 U	0.0002 U	0.00020 U
Nickel	0.1	mg/L	0.04 U	0.04 U	0.040 U	0.04 U	**0.027 B**	**0.0058 B**	0.04 U	0.04 U	0.04 U	0.040 U	0.04 U	0.04 U	0.040 U	0.04 U	0.04 U
Potassium	*	mg/L	**6.8**	**5.8**	**6.1**	**6.3**	**6.6**	**5.9**	**6.4**	**7.2**	**6.9**	**6.3**	**6.9**	**6.9**	**6.5**	**6.4**	**6.2**
Selenium	0.05	mg/L	0.01 U	0.01 UJ	0.010 U	**0.0076 B**	0.01 U	0.01 U	0.01 U	0.01 U	0.01 U	0.010 U	0.01 U	0.01 U	0.010 U	0.01 U	0.01 U
Sodium	*	mg/L	**79**	**69**	**75**	**76**	**72**	**70**	**74**	**77**	**78**	**70**	**77**	**77**	**75**	**66**	**71**
Thallium	0.002	mg/L	0.001 U	0.002 U	0.0020 UJ	0.002 UWN	0.002 U	0.002 U	0.002 U	0.001 U	0.002 U	0.0020 UJ	0.002 UWN	0.002 UWN	0.0020 U	0.002 U	0.002 U
Vanadium (fume or dust)	0.2	mg/L	0.01 U	**0.02**	0.010 U	0.01 U	**0.055**	**0.0081 B**	**0.0044 B**	0.01 U	0.01 U	0.010 U	0.01 U	0.01 U	0.010 U	0.01 U	0.01 U
Zinc	2	mg/L	0.02 U	**0.04**	0.020 U	0.02 U	**0.052**	**0.011 B**	**0.0098 B**	0.02 U	**0.18**	0.020 U	0.02 U	0.02 U	0.020 U	**0.0063 B**	0.02 U

Notes:
mg/L = milligrams per liter
* - Not a HSRA regulated compounds
RRS - Risk Reduction Standard

Data Qualifier Definitions:
-- - Not analyzed
B (Inorganics) - Estimated analyte concentration
Bold - analyte detected
Bold and shaded - Analyte concentration exceeds the Type 1 RRS
D - Analyte concentration reported from secondary dilution
DB - Analyte concentration reported from secondary dilution; analyte detected in method blank
J - Estimated analyte concentration
JB (Organic) - Estimated analyte concentration; analyte detected in method blank
JM (Organic) - Estimated analyte concentration; spike sample recovery outside control limits
M (Organic) - Spike sample recovery outside control limits
N - Spike sample recovery outside of control limits
U - Analyte not detected at referenced detection limit
UJ - Analyte not detected; low method bias and/or matrix interference
UN - Analyte not detected; spiked sample recovery outside of control limits
UR - Analyte not detected; data rejected
UWN - Analyte not detected; post digestion spike and spike sample recovery outside control limits

Appendix E-3
Summary of Historical Ground Water Sampling Data - Decommissioned Wells
Atlanta Gas Light Company
Former Manufactured Gas Plant Site
Augusta, Ga

Chemical Name	Type 1 Risk Reduction Standard	Location ID	TLC-07D					TLC-07S						
		Sample Date	1/21/2003	7/16/2002	1/17/2002	7/12/2001	1/24/2001	1/21/2004	7/19/2003	1/21/2003	7/16/2002	1/16/2002	7/11/2001	1/24/2001
		Sample ID	TLC07D-012103	TLC07D-071602	TLC07D-011702	TLC07D-071201	TLC07D 012401	TLC-7S-Q1-04	TLC-7S-Q3-03	TLC07S-012103	TLC07S-071602	TLC07S-011602	TLC07S-071101	TLC07S 012401
		Unit												
Volatile Organic Compounds														
Acetone	4	mg/L	**0.038**	0.025 U	**0.018 J**	**0.062**	**0.048**	0.025 U	0.025 U	0.025 U	0.025 U	0.025 U	0.025 U	0.025 U
Benzene	0.005	mg/L	**0.00014 J**	0.001 U	0.001 U	**0.00023 J**	**0.00058 J**	0.001 U	0.001 U	**0.00014 J**	0.001 U	0.001 U	**0.00024 J**	**0.00072 J**
Carbon Disulfide	4	mg/L	**0.00037 J**	**0.00098 J**	0.001 U	**0.00036 J**	0.001 U	0.001 U	0.001 U	0.001 U	**0.0037**	0.001 U	0.001 U	0.001 U
Dichloromethane	0.005	mg/L	0.005 U	0.005 U	0.005 U	0.005 U	**0.0003 J**	0.005 U	0.005 U	0.005 U	0.005 U	0.005 U	0.005 U	0.005 U
Ethylbenzene	0.7	mg/L	**0.00011 J**	0.001 U	0.001 U	0.001 U	**0.00056 J**	0.001 U	0.001 U	**0.00021 J**	**0.00029 J**	0.001 U	0.001 U	**0.00016 J**
Toluene	1	mg/L	**0.00078 J**	0.001 U	**0.00037 J**	**0.00091 J**	**0.00075 J**	0.001 U	0.001 U	**0.00032 J**	0.001 U	0.001 U	0.001 U	0.001 U
Trichloroethylene	0.005	mg/L	0.001 U	0.001 U	0.001 U	0.001 U	0.001 U	0.001 U	0.001 U	0.001 U	0.001 U	0.001 U	0.001 U	0.001 U
Xylenes, total	2	mg/L	0.002 U	0.002 U	0.002 U	**0.001 J**	**0.00066 J**	0.002 U	0.002 U	**0.00083 J**	0.002 U	0.002 U	**0.00061 J**	**0.0012 J**
Semivolatile Organic Compounds														
2-Methylnaphthalene	*	mg/L	0.01 U	0.01 U	--	0.01 U	**0.00087 J**	0.0002 U	0.01 U	0.01 U	0.01 U	0.01 U	0.01 U	**0.0042 J**
Acenaphthene	2	mg/L	**0.0016 J**	**0.00093 J**	--	**0.0014 J**	**0.0033 J**	**0.0078**	**0.026**	**0.011**	**0.0042 J**	**0.0055 J**	**0.018**	**0.03**
Acenaphthylene	0.0002	mg/L	0.01 U	0.01 U	--	0.01 U	0.01 U	0.0002 U	0.01 U	0.01 U	0.01 U	0.01 U	0.01 U	0.01 U
Anthracene	0.0002	mg/L	0.01 U	0.01 U	--	0.01 U	**0.00064 J**	**0.0002**	0.01 U	0.01 U	0.01 U	0.01 U	**0.0022 J**	**0.0035 J**
Benz(a)anthracene	0.0001	mg/L	0.01 U	0.01 U	--	0.01 U	**0.00045 J**	**0.00022**	0.01 U	0.01 U	0.01 U	0.01 U	0.01 U	0.01 U
Benzo(a)pyrene	0.0002	mg/L	0.01 U	0.01 U	--	0.01 U	0.01 U	0.0002 U	0.01 U	0.01 U	0.01 U	0.01 U	0.01 U	0.01 U
Benzo(b)fluoranthene	0.0002	mg/L	0.01 U	0.01 U	--	0.01 U	0.01 U	0.0002 U	0.01 U	0.01 U	0.01 U	0.01 U	0.01 U	0.01 U
Benzo(g,h,i)perylene	0.0002	mg/L	0.01 U	0.01 U	--	0.01 U	0.01 U	0.0002 U	0.01 U	0.01 U	0.01 U	0.01 U	0.01 U	0.01 U
Benzo(k)fluoranthene	0.0002	mg/L	0.01 U	0.01 U	--	0.01 U	0.01 U	0.0002 U	0.01 U	0.01 U	0.01 U	0.01 U	0.01 U	0.01 U
Chrysene	0.0002	mg/L	0.01 U	0.01 U	--	0.01 U	0.01 U	0.0002 U	0.01 U	0.01 U	0.01 U	0.01 U	0.01 U	0.01 U
Dibenzo(a,h)anthracene	0.003	mg/L	0.01 U	0.01 U	--	0.01 U	0.01 U	0.0002 U	0.01 U	0.01 U	0.01 U	0.01 U	0.01 U	0.01 U
Dibenzofuran	0.001	mg/L	0.01 U	0.01 U	--	0.01 U	**0.00061 J**	0.0002 U	0.01 U	**0.00088 J**	0.01 U	**0.00044 J**	**0.0039 J**	**0.0071 J**
Fluoranthene	1	mg/L	0.01 U	0.01 U	--	0.01 U	**0.0011 J**	**0.0029**	0.01 U	**0.0023 J**	**0.0016 J**	**0.0016 J**	**0.0031 J**	**0.004 J**
Fluorene	1	mg/L	0.01 U	0.01 U	--	0.01 U	**0.0014 J**	**0.0025**	0.01 U	**0.0042 J**	**0.0017 J**	**0.0015 J**	**0.0064 J**	**0.013**
Indeno(1,2,3-cd)pyrene	0.0004	mg/L	0.01 U	0.01 U	--	0.01 U	0.01 U	0.0002 U	0.01 U	0.01 U	0.01 U	0.01 U	0.01 U	0.01 U
Naphthalene	0.02	mg/L	0.01 U	0.01 U	--	0.01 U	**0.0011 J**	0.0002 U	0.01 U	0.01 U	0.01 U	0.01 U	0.01 U	**0.0058 J**
Phenanthrene	*	mg/L	0.01 U	**0.00043 J**	--	0.01 U	**0.0018 J**	0.0002 U	0.01 U	**0.00045 J**	0.01 U	**0.00041 J**	**0.011**	**0.016**
Pyrene	1	mg/L	0.01 U	0.01 U	--	**0.00055 J**	**0.0015 J**	**0.0026**	0.01 U	**0.0021 J**	**0.0014 J**	**0.0014 J**	**0.0026 J**	**0.0035 J**
Inorganic Compounds														
Aluminum (fume or dust)	*	mg/L	**0.67**	--	--	**0.67**	--	0.2 U	**0.3**	**0.1 B**	**0.56**	0.036 U	**0.21**	**0.16 B**
Antimony	0.01	mg/L	0.02 U	--	--	0.02 U	--	0.02 U	0.02 U	0.02 U	0.02 U	0.02 U	0.02 U	0.02 U
Arsenic	0.05	mg/L	0.01 U	--	--	0.01 U	--	0.01 U	0.01 U	0.01 U	0.01 U	0.01 U	0.01 U	0.01 U
Barium	2	mg/L	**0.37**	--	--	**0.37**	--	**0.38**	**0.43**	**0.39**	**0.34**	**0.35**	**0.4**	**0.4**
Beryllium	0.004	mg/L	0.004 U	--	--	0.004 U	--	0.004 U	0.004 U	0.004 U	0.004 U	0.004 U	0.004 U	0.004 U
Cadmium	0.005	mg/L	0.005 U	--	--	0.005 U	--	0.005 U	0.005 U	0.005 U	0.005 U	0.005 U	0.005 U	0.005 U
Calcium metal	*	mg/L	**21**	--	--	**21**	--	**84**	**83**	**86**	**75**	**77**	**84**	**90**
Chromium	0.1	mg/L	0.01 U	--	--	**0.0022 B**	--	0.01 U	0.01 U	0.01 U	0.01 U	0.01 U	0.01 UN	0.01 U
Cobalt	*	mg/L	**0.0042 B**	--	--	**0.006 B**	--	0.01 U	0.01 U	**0.0045 B**	**0.0088 B**	**0.0089 B**	**0.0047 B**	**0.0053 B**
Copper	1.3	mg/L	**0.0045 B**	--	--	**0.0053 B**	--	0.02 U	0.02 U	**0.0024 B**	**0.00099 B**	0.02 U	0.02 UN	0.02 U
Cyanide	0.2	mg/L	--	--	--	0.01 U	--	**0.012**	**0.05**	**0.012**	0.01 U	**0.027**	0.01 U	**0.017**
Iron	*	mg/L	**13**	--	--	**17**	--	**39**	**25**	**31**	**34**	**33**	**33**	**29**
Lead	0.015	mg/L	0.005 U	--	--	0.005 U	--	0.005 U	0.005 U	0.005 U	0.005 U	0.005 U	0.005 U	0.005 U
Magnesium	*	mg/L	**13**	--	--	**13**	--	**67**	**68**	**67**	**63**	**64**	**66**	**67**
Manganese	*	mg/L	**1.7**	--	--	**1.5**	--	**3.4**	**2.1**	**2.8**	**3.9**	**4**	**2.6 N**	**2.4**
Mercury	0.002	mg/L	**0.000092 B**	--	--	0.0002 U	--	0.0002 U	0.0002 U	0.0002 U	0.0002 U	0.0002 U	0.0002 U	0.00020 U
Nickel	0.1	mg/L	0.04 U	--	--	0.04 U	--	0.04 U	0.04 U	0.04 U	0.04 U	0.04 U	0.04 U	0.04 U
Potassium	*	mg/L	**2.4**	--	--	**2.7**	--	**4**	**6.4**	**5.6**	**3.9**	**3.5**	**5.9**	**6.5**
Selenium	0.05	mg/L	0.01 U	--	--	0.01 U	--	0.01 U	**0.02**	0.01 U	0.01 U	0.01 U	0.01 U	0.01 U
Sodium	*	mg/L	**28**	--	--	**26**	--	**53**	**46**	**53**	**51**	**51**	**54**	**51**
Thallium	0.002	mg/L	0.002 UW	--	--	0.002 UW	--	0.001 U	0.002 U	0.002 UW	0.002 UW	0.002 U	0.002 U	0.002 UW
Vanadium (fume or dust)	0.2	mg/L	0.01 U	--	--	**0.003 B**	--	0.01 U	**0.02**	0.01 U	0.01 U	0.01 U	0.01 U	0.01 U
Zinc	2	mg/L	**0.028**	--	--	0.02 U	--	0.02 U	**0.03**	**0.022**	0.02 U	0.02 U	0.02 U	0.02 U

Notes:
mg/L = milligrams per liter
* - Not a HSRA regulated compounds
RRS - Risk Reduction Standard

Data Qualifier Definitions:
-- - Not analyzed
B (Inorganics) - Estimated analyte concentration
Bold - analyte detected
Bold and shaded - Analyte concentration exceeds the Type 1 RRS
D - Analyte concentration reported from secondary dilution
DB - Analyte concentration reported from secondary dilution; analyte detected in method blank
J - Estimated analyte concentration
JB (Organic) - Estimated analyte concentration; analyte detected in method blank
JM (Organic) - Estimated analyte concentration; spike sample recovery outside control limits
M (Organic) - Spike sample recovery outside control limits
N - Spike sample recovery outside of control limits
U - Analyte not detected at referenced detection limit
UJ - Analyte not detected; low method bias and/or matrix interference
UN - Analyte not detected; spiked sample recovery outside of control limits
UR - Analyte not detected; data rejected
UWN - Analyte not detected; post digestion spike and spike sample recovery outside control limits

Appendix E-3
Summary of Historical Ground Water Sampling Data - Decommissioned Wells
Atlanta Gas Light Company
Former Manufactured Gas Plant Site
Augusta, Ga

Chemical Name	Type 1 Risk Reduction Standard	Location ID	TLC-08D					TLC-08S					
		Sample Date	1/22/2003	7/16/2002	1/16/2002	7/13/2001	1/19/2001	1/18/2001	1/17/2002	7/16/2002	1/21/2004	7/19/2003	1/21/2003
		Sample ID	TLC08D-012203	TLC08D-071602	TLC08D-011602	TLC08D-071301	TLC08D 011901	TLC08S 011801	TLC08S-011702	TLC08S-071602	TLC-8S-Q1-04	TLC-8S-Q3-03	TLC08S-012103
		Unit											
Volatile Organic Compounds													
Acetone	4	mg/L	0.025 U	0.025 U	**0.024 J**	0.025 U	0.025 U	0.025 U	0.025 U	**0.036**	1.2 U	0.63 U	0.05 U
Benzene	0.005	mg/L	**0.00064 J**	**0.00074 J**	**0.004**	**0.0015**	**0.0025**	**0.18**	**0.11**	**0.07**	**0.19**	**0.18**	**0.24**
Carbon Disulfide	4	mg/L	0.001 U	0.001 U	0.001 U	**0.00046 J**	**0.00059 J**	0.001 U	0.001 U	0.001 U	0.05 U	0.025 U	0.002 U
Dichloromethane	0.005	mg/L	0.005 U	0.005 U	0.005 U	0.005 U	0.005 U	0.005 U	0.005 U	**0.00034 J**	0.25 U	0.13 U	0.01 U
Ethylbenzene	0.7	mg/L	**0.0002 J**	**0.00048 J**	**0.0039**	**0.004**	**0.0064**	**0.16**	**0.15**	**0.054**	**0.16**	**0.15**	**0.24**
Toluene	1	mg/L	0.001 U	**0.00073 J**	**0.0003 J**	**0.00069 J**	**0.00036 J**	**0.0035**	**0.0029**	**0.0014**	0.05 U	0.025 U	**0.0044**
Trichloroethylene	0.005	mg/L	0.001 U	0.001 U	0.001 U	0.001 U	0.001 U	0.001 U	0.001 U	0.001 U	0.05 U	0.025 U	0.002 U
Xylenes, total	2	mg/L	**0.001 J**	**0.0014 J**	**0.0033**	**0.0042**	**0.0055**	**0.079**	**0.073**	**0.023**	0.5 U	0.05 U	**0.092**
Semivolatile Organic Compounds													
2-Methylnaphthalene	*	mg/L	**0.0078 J**	**0.036**	--	0.01 U	0.01 U	**0.62**	**0.45 J**	**0.37 D**	**0.34**	**0.53 J M**	**0.44**
Acenaphthene	2	mg/L	**0.019**	**0.031**	--	**0.0087 J**	**0.0027 J**	**0.36**	**0.31 J**	**0.27 D**	**0.22**	**0.37**	**0.25**
Acenaphthylene	0.0002	mg/L	0.01 U	0.01 U	--	0.01 U	**0.0034 J**	**0.0035 J**	0.5 U	0.01 U	0.0002 U	0.01 U	0.05 U
Anthracene	0.0002	mg/L	**0.0015 J**	**0.0034 J**	--	**0.0022 J**	0.01 U	**0.02 J**	0.5 U	**0.016**	**0.022**	**0.025**	**0.016 J**
Benz(a)anthracene	0.0001	mg/L	0.01 U	0.01 U	--	0.01 U	0.01 U	**0.0083 J**	0.5 U	**0.0016 J**	**0.0047**	0.01 U	**0.0042 J**
Benzo(a)pyrene	0.0002	mg/L	0.01 U	**0.00044 J**	--	0.01 U	0.01 U	**0.0071 J**	0.5 U	**0.0012 J**	**0.0018**	0.01 U	0.05 U
Benzo(b)fluoranthene	0.0002	mg/L	0.01 U	0.01 U	--	0.01 U	0.01 U	**0.0062 J**	0.5 U	0.01 U	0.0002 U	0.01 U	0.05 U
Benzo(g,h,i)perylene	0.0002	mg/L	0.01 U	**0.0012 J**	--	0.01 U	0.01 U	**0.0075 J**	0.5 U	0.01 U	**0.0011**	0.01 U	0.05 U
Benzo(k)fluoranthene	0.0002	mg/L	0.01 U	0.01 U	--	0.01 U	0.01 U	**0.0063 J**	0.5 U	**0.001 J**	**0.0033**	0.01 U	0.05 U
Chrysene	0.0002	mg/L	0.01 U	0.01 U	--	0.01 U	0.01 U	**0.0093 J**	0.5 U	**0.0016 J**	**0.0036**	0.01 U	**0.004 J**
Dibenzo(a,h)anthracene	0.003	mg/L	0.01 U	**0.00092 J**	--	0.01 U	0.01 U	**0.005 J**	0.5 U	0.01 U	0.0002 U	0.01 U	0.05 U
Dibenzofuran	0.001	mg/L	**0.0012 J**	**0.0023 J**	--	0.01 U	0.01 U	**0.021 J**	**0.016 J**	**0.013**	**0.02**	**0.022**	**0.014 J**
Fluoranthene	1	mg/L	**0.001 J**	**0.0016 J**	--	**0.0014 J**	0.01 U	**0.012 J**	0.5 U	**0.0074 J**	**0.016**	**0.018**	**0.012 J**
Fluorene	1	mg/L	**0.0058 J**	**0.011**	--	**0.0062 J**	0.01 U	**0.11**	**0.066 J**	**0.064**	**0.067**	**0.1**	**0.072**
Indeno(1,2,3-cd)pyrene	0.0004	mg/L	0.01 U	**0.00094 J**	--	0.01 U	0.01 U	**0.0046 J**	0.5 U	0.01 U	**0.00099**	0.01 U	0.05 U
Naphthalene	0.02	mg/L	**0.0031 J**	**0.019**	--	0.01 U	0.01 U	**3.8 D**	**4.1**	**2.6 D**	**6.7**	**8.9 J M**	**3.7 D**
Phenanthrene	*	mg/L	**0.0046 J**	**0.016**	--	**0.0078 J**	0.01 U	**0.11**	**0.083 J**	**0.078**	**0.091**	**0.12**	**0.085**
Pyrene	1	mg/L	**0.0012 J**	**0.0017 J**	--	**0.0016 J**	0.01 U	**0.015 J**	0.5 U	**0.011**	**0.02**	**0.023**	**0.016 J**
Inorganic Compounds													
Aluminum (fume or dust)	*	mg/L	**0.055 B**	**0.63**	--	**0.06 B**	**1.3**	**0.18 B**	**1.8**	--	**0.77**	**1.9**	**10**
Antimony	0.01	mg/L	0.02 U	0.02 U	--	0.02 U	0.02 U	0.02 U	0.02 U	--	0.02 U	0.02 U	0.02 U
Arsenic	0.05	mg/L	**0.004 B**	0.01 U	--	0.01 U	**0.0037 B**	0.01 U	**0.0034 B**	--	0.01 U	0.01 U	**0.0088 B**
Barium	2	mg/L	**0.26**	**0.26**	--	**0.19**	**0.17**	**0.49**	**0.51**	--	**0.48**	**0.53**	**0.6**
Beryllium	0.004	mg/L	0.004 U	0.004 U	--	0.004 U	0.004 U	0.004 U	0.004 U	--	0.004 U	0.004 U	0.004 U
Cadmium	0.005	mg/L	0.005 U	0.005 U	--	0.005 U	**0.0035 B**	**0.0011 B**	0.005 U	--	0.005 U	**0.006**	**0.0013 B**
Calcium metal	*	mg/L	**15**	**14**	--	**13**	**14**	**130**	**140**	--	**120**	**120**	**130**
Chromium	0.1	mg/L	0.01 U	0.01 U	--	0.01 U	**0.0025 B**	0.01 U	**0.0022 B**	--	0.01 U	0.01 U	**0.012**
Cobalt	*	mg/L	**0.0021 B**	**0.0022 B**	--	0.01 U	0.01 U	0.01 U	0.01 U	--	0.01 U	0.01 U	**0.0043 B**
Copper	1.3	mg/L	**0.0031 B**	**0.0067 B**	--	0.02 U	**0.015 B**	**0.0010 B**	**0.0041 B**	--	0.02 U	0.02 U	**0.022**
Cyanide	0.2	mg/L	0.01 U	--	--	0.01 U	0.01 U	**0.011**	**0.01 B**	--	**0.012**	0.015 U	**0.015**
Iron	*	mg/L	**8.7**	**10**	--	**10**	**10 N**	**37**	**40**	--	**36**	**30**	**48**
Lead	0.015	mg/L	0.005 U	0.005 U	--	0.005 U	0.005 U	**0.0017 B**	**0.03**	--	**0.005**	**0.03**	**0.086**
Magnesium	*	mg/L	**11**	**10**	--	**9.3**	**9.8**	**36**	**39**	--	**41**	**44**	**43**
Manganese	*	mg/L	**0.45**	**0.43**	--	**0.41**	**0.43**	**2.1**	**2.6 N**	--	**2.8**	**2.6**	**2.9**
Mercury	0.002	mg/L	**0.000087 B**	0.0002 U	--	0.0002 U	0.00020 U	0.00020 U	0.0002 U	--	0.0002 U	0.0002 U	**0.00028**
Nickel	0.1	mg/L	0.04 U	0.04 U	--	0.04 U	0.04 U	0.04 U	0.04 U	--	0.04 U	0.04 U	**0.0071 B**
Potassium	*	mg/L	**2.1**	**2.1**	--	**2.0**	**2.3**	**18**	**16 N**	--	**18**	**17**	**20**
Selenium	0.05	mg/L	0.01 U	**0.0047 B**	--	0.01 U	0.01 U	0.01 U	0.01 U	--	0.01 U	**0.02**	0.01 U
Sodium	*	mg/L	**21**	**20**	--	**19**	**20**	**33**	**32**	--	**31**	**33**	**39**
Thallium	0.002	mg/L	0.002 U	0.002 UW	--	0.002 U	0.002 U	0.002 U	0.002 U	--	0.001 U	0.002 U	0.002 UW
Vanadium (fume or dust)	0.2	mg/L	0.01 U	**0.0022 B**	--	0.01 U	**0.0027 B**	0.01 U	**0.0048 B**	--	0.01 U	**0.02**	**0.024**
Zinc	2	mg/L	**0.056**	0.02 U	--	0.02 U	**0.011 B**	**0.0076 B**	**0.035**	--	0.02 U	**0.09**	**0.19**

Notes:
mg/L = milligrams per liter
* - Not a HSRA regulated compounds
RRS - Risk Reduction Standard

Data Qualifier Definitions:
-- - Not analyzed
B (Inorganics) - Estimated analyte concentration
Bold - analyte detected
Bold and shaded - Analyte concentration exceeds the Type 1 RRS
D - Analyte concentration reported from secondary dilution
DB - Analyte concentration reported from secondary dilution; analyte detected in method blank
J - Estimated analyte concentration
JB (Organic) - Estimated analyte concentration; analyte detected in method blank
JM (Organic) - Estimated analyte concentration; spike sample recovery outside control limits
M (Organic) - Spike sample recovery outside control limits
N - Spike sample recovery outside of control limits
U - Analyte not detected at referenced detection limit
UJ - Analyte not detected; low method bias and/or matrix interference
UN - Analyte not detected; spiked sample recovery outside of control limits
UR - Analyte not detected; data rejected
UWN - Analyte not detected; post digestion spike and spike sample recovery outside control limits

Appendix E-3
Summary of Historical Ground Water Sampling Data - Decommissioned Wells
Atlanta Gas Light Company
Former Manufactured Gas Plant Site
Augusta, Ga

Chemical Name	Type 1 Risk Reduction Standard	Location ID	TLC-09D											
		Sample Date	7/16/2004	7/16/2004	1/21/2004	1/21/2004	7/19/2003	7/19/2003	1/21/2003	1/21/2003	7/16/2002	1/16/2002	1/18/2001	7/11/2001
		Sample ID	TLC-9D-Q3-04	TLC-9D-Q3-04 DUP	TLC-9D-Q1-04	TLC-9D-Q1-04 DUP	TLC-9D-Q3-03	TLC-9D-Q3-03 DUP	TLC09D-012103	TLC09D-012103 DUP	TLC09D-071602	TLC09D-011602	TLC09D 011801	TLC09D-071101
		Unit												
Volatile Organic Compounds														
Acetone	4	mg/L	0.025 U	0.025 U	0.025 U	0.025 U	0.025 U	0.025 U	0.025 U	0.025 U	0.025 U	0.025 U	0.025 U	0.025 U
Benzene	0.005	mg/L	0.001 U	0.001 U	0.001 U	0.001 U	0.001 U	0.001 U	0.001 U	0.001 U	0.001 U	0.001 U	**0.00012 J**	**0.00026 J**
Carbon Disulfide	4	mg/L	0.001 U	0.001 U	0.001 U	0.001 U	0.001 U	0.001 U	0.001 U	0.001 U	0.001 U	0.001 U	0.001 U	0.001 U
Dichloromethane	0.005	mg/L	0.005 U	0.005 U	0.005 U	0.005 U	0.005 U	0.005 U	0.005 U	0.005 U	0.005 U	0.005 U	0.005 U	0.005 U
Ethylbenzene	0.7	mg/L	0.001 U	0.001 U	0.001 U	0.001 U	0.001 U	0.001 U	0.001 U	**0.00017 J**	0.001 U	0.001 U	**0.00042 J**	0.001 U
Toluene	1	mg/L	0.001 U	0.001 U	0.001 U	0.001 U	0.001 U	0.001 U	**0.0003 J**	**0.00035 J**	0.001 U	0.001 U	0.001 U	0.001 U
Trichloroethylene	0.005	mg/L	0.001 U	0.001 U	0.001 U	0.001 U	0.001 U	0.001 U	0.001 U	0.001 U	0.001 U	0.001 U	0.001 U	0.001 U
Xylenes, total	2	mg/L	0.002 U	0.002 U	0.002 U	0.002 U	0.002 U	0.002 U	**0.0006 J**	**0.00052 J**	**0.00039 J**	**0.0007 J**	**0.00078 J**	0.002 U
Semivolatile Organic Compounds														
2-Methylnaphthalene	*	mg/L	**0.0013**	**0.0014**	**0.0024**	**0.003**	0.01 U	0.01 U	**0.006 J**	**0.0049 J**	**0.0037 J**	**0.0097 J**	**0.025**	**0.0063 J**
Acenaphthene	2	mg/L	**0.0072**	**0.0081**	**0.0095**	**0.012**	**0.012**	**0.013**	**0.018**	**0.017**	**0.011**	**0.026**	**0.045**	**0.02**
Acenaphthylene	0.0002	mg/L	0.0002 U	0.0002 U	0.0002 U	0.0002 U	0.01 U	0.01 U	0.01 U	0.01 U	0.01 U	0.01 U	0.01 U	0.01 U
Anthracene	0.0002	mg/L	**0.0016**	**0.0019**	**0.0019**	**0.0024**	0.01 U	0.01 U	**0.0036 J**	**0.0031 J**	**0.0029 J**	**0.0048 J**	**0.0065 J**	**0.0044 J**
Benz(a)anthracene	0.0001	mg/L	0.0002 U	0.0002 U	0.0002 U	0.0002 U	0.01 U	0.01 U	0.01 U	0.01 U	0.01 U	0.01 U	0.01 U	0.01 U
Benzo(a)pyrene	0.0002	mg/L	0.0002 U	0.0002 U	0.0002 U	0.0002 U	0.01 U	0.01 U	0.01 U	0.01 U	0.01 U	0.01 U	0.01 U	0.01 U
Benzo(b)fluoranthene	0.0002	mg/L	0.0002 U	0.0002 U	0.0002 U	0.0002 U	0.01 U	0.01 U	0.01 U	0.01 U	0.01 U	0.01 U	0.01 U	0.01 U
Benzo(g,h,i)perylene	0.0002	mg/L	0.0002 U	0.0002 U	0.0002 U	0.0002 U	0.01 U	0.01 U	0.01 U	0.01 U	0.01 U	0.01 U	0.01 U	0.01 U
Benzo(k)fluoranthene	0.0002	mg/L	0.0002 U	0.0002 U	0.0002 U	0.0002 U	0.01 U	0.01 U	0.01 U	0.01 U	0.01 U	0.01 U	0.01 U	0.01 U
Chrysene	0.0002	mg/L	0.0002 U	0.0002 U	0.0002 U	0.0002 U	0.01 U	0.01 U	0.01 U	0.01 U	0.01 U	0.01 U	0.01 U	0.01 U
Dibenzo(a,h)anthracene	0.003	mg/L	0.0002 U	0.0002 U	0.0002 U	0.0002 U	0.01 U	0.01 U	0.01 U	0.01 U	0.01 U	0.01 U	0.01 U	0.01 U
Dibenzofuran	0.001	mg/L	0.0002 U	0.0002 U	**0.0018**	**0.0021**	0.01 U	0.01 U	**0.0052 J**	**0.0046 J**	**0.0032 J**	**0.0072 J**	**0.014**	**0.0062 J**
Fluoranthene	1	mg/L	**0.0018**	**0.002**	**0.0018**	**0.0019**	0.01 U	0.01 U	**0.0035 J**	**0.0031 J**	**0.0025 J**	**0.0047 J**	**0.005 J**	**0.004 J**
Fluorene	1	mg/L	**0.0032**	**0.0036**	**0.0038**	**0.0046**	0.01 U	0.01 U	**0.009 J**	**0.0077 J**	**0.0056 J**	**0.011**	**0.021**	**0.01**
Indeno(1,2,3-cd)pyrene	0.0004	mg/L	0.0002 U	0.0002 U	0.0002 U	0.0002 U	0.01 U	0.01 U	0.01 U	0.01 U	0.01 U	0.01 U	0.01 U	0.01 U
Naphthalene	0.02	mg/L	0.0002 U	0.0002 U	**0.00039**	**0.00054**	0.01 U	0.01 U	0.01 U	0.01 U	0.01 U	**0.0011 J**	**0.018**	**0.0031 J**
Phenanthrene	*	mg/L	**0.0066**	**0.0074**	**0.0075**	**0.0087**	0.01 U	0.01 U	**0.016**	**0.014**	**0.011**	**0.022**	**0.029**	**0.02**
Pyrene	1	mg/L	**0.0013**	**0.0016**	**0.0014**	**0.0015**	0.01 U	0.01 U	**0.0025 J**	**0.0024 J**	**0.0019 J**	**0.0033 J**	**0.0034 J**	**0.0032 J**
Inorganic Compounds														
Aluminum (fume or dust)	*	mg/L	0.2 U	0.2 U	0.2 U	0.2 U	0.2 U	0.2 U	0.2 U	**0.1 B**	**1.2**	**0.051 B**	**0.089 B**	**0.72**
Antimony	0.01	mg/L	0.006 U	0.006 U	0.02 U	0.02 U	0.02 U	0.02 U	0.02 U	0.02 U	0.02 U	0.02 U	0.02 U	0.02 U
Arsenic	0.05	mg/L	0.01 U	0.01 U	0.01 U	0.01 U	0.01 U	0.01 U	0.01 U	0.01 U	0.01 U	0.01 U	0.01 U	0.01 U
Barium	2	mg/L	**0.33**	**0.31**	**0.32**	**0.32**	**0.31**	**0.31**	**0.33**	**0.31**	**0.32**	**0.33**	**0.31**	**0.3**
Beryllium	0.004	mg/L	0.004 U	0.004 U	0.004 U	0.004 U	0.004 U	0.004 U	0.004 U	0.004 U	0.004 U	0.004 U	0.004 U	**0.0006 B**
Cadmium	0.005	mg/L	0.005 U	0.005 U	0.005 U	0.005 U	0.005 U	0.005 U	0.005 U	**0.0008 B**	0.005 U	0.005 U	**0.00094 B**	0.005 U
Calcium metal	*	mg/L	**18**	**17**	**20**	**20**	**18**	**19**	**19**	**19**	**18**	**20**	**22**	**19**
Chromium	0.1	mg/L	0.01 U	0.01 U	0.01 U	0.01 U	0.01 U	0.01 U	0.01 U	0.01 U	**0.0024 B**	0.01 U	0.01 U	0.01 UN
Cobalt	*	mg/L	0.01 U	0.01 U	0.01 U	0.01 U	0.01 U	0.01 U	**0.0024 B**	**0.0021 B**	**0.0025 B**	**0.0022 B**	0.01 U	**0.003 B**
Copper	1.3	mg/L	0.02 U	0.02 U	0.02 U	0.02 U	0.02 U	0.02 U	**0.0015 B**	**0.0022 B**	**0.0017 B**	0.02 U	0.02 U	0.02 UN
Cyanide	0.2	mg/L	0.01 U	0.01 U	0.01 U	0.01 U	0.015 U	0.015 U	0.01 U	0.01 U	0.01 U	0.01 U	0.01 U	0.01 U
Iron	*	mg/L	**37**	**35**	**32**	**32**	**29**	**29**	**40**	**39**	**39**	**41**	**34**	**40**
Lead	0.015	mg/L	0.005 U	0.005 U	0.005 U	0.005 U	0.005 U	0.005 U	0.005 U	0.005 U	0.005 U	0.005 U	0.005 U	**0.0028 B**
Magnesium	*	mg/L	**15**	**14**	**13**	**13**	**14**	**15**	**17**	**16**	**16**	**18**	**13**	**15**
Manganese	*	mg/L	**2.1**	**1.9**	**1.7**	**1.7**	**1.6**	**1.7**	**2.1**	**2**	**2**	**2.1**	**1.8**	**2.1 N**
Mercury	0.002	mg/L	0.0002 U	0.0002 U	0.0002 U	0.0002 U	0.0002 U	0.0002 U	**0.000089 B**	**0.00012 B**	0.0002 U	0.0002 U	0.00020 U	0.0002 U
Nickel	0.1	mg/L	0.04 U	0.04 U	0.04 U	0.04 U	0.04 U	0.04 U	0.04 U	0.04 U	0.04 U	0.04 U	0.04 U	0.04 U
Potassium	*	mg/L	**2.2**	**2**	**2.9**	**3**	**2.5**	**2.5**	**2**	**1.9**	**1.9**	**1.9**	**2.7**	**1.8**
Selenium	0.05	mg/L	0.01 U	0.01 U	0.01 U	0.01 U	0.01 UJ	**0.01**	0.01 U	0.01 U	**0.0065 B**	0.01 U	0.01 U	0.01 U
Sodium	*	mg/L	**34**	**32**	**30**	**30**	**29**	**29**	**39**	**38**	**35**	**39**	**31**	**36**
Thallium	0.002	mg/L	0.001 U	0.001 U	0.001 U	0.001 U	0.002 U	0.002 U	0.002 UW	0.002 UW	0.002 UW	0.002 U	0.002 UW	0.002 U
Vanadium (fume or dust)	0.2	mg/L	0.01 U	0.01 U	0.01 U	0.01 U	0.01 U	0.01 U	0.01 U	0.01 U	**0.0029 B**	0.01 U	0.01 U	**0.0023 B**
Zinc	2	mg/L	0.02 U	0.02 U	0.02 U	0.02 U	**0.02**	**0.02**	**0.019 B**	**0.022**	**0.0069 B**	0.02 U	0.02 U	0.02 U

Notes:
mg/L = milligrams per liter
* - Not a HSRA regulated compounds
RRS - Risk Reduction Standard

Data Qualifier Definitions:
-- - Not analyzed
B (Inorganics) - Estimated analyte concentration
Bold - analyte detected
Bold and shaded - Analyte concentration exceeds the Type 1 RRS
D - Analyte concentration reported from secondary dilution
DB - Analyte concentration reported from secondary dilution; analyte detected in method blank
J - Estimated analyte concentration
JB (Organic) - Estimated analyte concentration; analyte detected in method blank
JM (Organic) - Estimated analyte concentration; spike sample recovery outside control limits
M (Organic) - Spike sample recovery outside control limits
N - Spike sample recovery outside of control limits
U - Analyte not detected at referenced detection limit
UJ - Analyte not detected; low method bias and/or matrix interference
UN - Analyte not detected; spiked sample recovery outside of control limits
UR - Analyte not detected; data rejected
UWN - Analyte not detected; post digestion spike and spike sample recovery outside control limits

Appendix E-3
Summary of Historical Ground Water Sampling Data - Decommissioned Wells
Atlanta Gas Light Company
Former Manufactured Gas Plant Site
Augusta, Ga

Chemical Name	Type 1 Risk Reduction Standard	Location ID	TLC-09S									
		Sample Date	7/16/2004	1/21/2004	7/19/2003	1/21/2003	7/16/2002	1/16/2002	1/16/2002	7/10/2001	7/10/2001	1/18/2001
		Sample ID	TLC-9S-Q3-04	TLC-9S-Q1-04	TLC-9S-Q3-03	TLC09S-012103	TLC09S-071602	TLC09S-011602	TLC09SDUP-011602	TLC09S-071001	TLC09SDUP-071001	TLC09S 011801
		Unit										
Volatile Organic Compounds												
Acetone	4	mg/L	0.025 U	0.025 U	0.025 U	0.025 U	0.025 U	0.025 U	0.025 U	0.025 U	0.025 U	0.025 U
Benzene	0.005	mg/L	0.001 U	0.001 U	0.001 U	**0.00015 J**	**0.0028**	**0.0012**	**0.0015**	**0.0001 J**	**0.00013 J**	**0.00038 J**
Carbon Disulfide	4	mg/L	0.001 U	0.001 U	0.001 U	0.001 U	0.001 U	0.001 U	0.001 U	0.001 U	**0.0007 J**	0.001 U
Dichloromethane	0.005	mg/L	0.005 U	0.005 U	0.005 U	0.005 U	0.005 U	0.005 U	0.005 U	0.005 U	0.005 U	0.005 U
Ethylbenzene	0.7	mg/L	0.001 U	0.001 U	0.001 U	**0.00041 J**	0.001 U	0.001 U	0.001 U	0.001 U	**0.00036 J**	0.001 U
Toluene	1	mg/L	0.001 U	0.001 U	0.001 U	**0.00033 J**	0.001 U	0.001 U	**0.00031 J**	0.001 U	0.001 U	0.001 U
Trichloroethylene	0.005	mg/L	0.001 U	0.001 U	0.001 U	0.001 U	0.001 U	0.001 U	0.001 U	0.001 U	0.001 U	0.001 U
Xylenes, total	2	mg/L	0.002 U	0.002 U	0.002 U	**0.00062 J**	0.002 U	**0.00069 J**	**0.00051 J**	0.002 U	**0.00052 J**	**0.00078 J**
Semivolatile Organic Compounds												
2-Methylnaphthalene	*	mg/L	0.0002 U	0.0002 U	0.01 U	0.01 U	**0.0019 J**	**0.0024 J**	**0.0028 J**	**0.00093 J**	**0.00087 J**	**0.0099 J**
Acenaphthene	2	mg/L	**0.012**	**0.036**	**0.016**	**0.034**	**0.05**	**0.046**	**0.054**	**0.023**	**0.025**	**0.065**
Acenaphthylene	0.0002	mg/L	0.0002 U	0.0002 U	0.01 U	0.01 U	0.01 U	0.01 U	0.01 U	0.01 U	0.01 U	**0.0024 J**
Anthracene	0.0002	mg/L	**0.0027**	**0.01**	0.01 U	**0.0088 J**	**0.014**	**0.01**	**0.011**	**0.0086 J**	**0.0086 J**	**0.018**
Benz(a)anthracene	0.0001	mg/L	0.0002 U	**0.00054**	0.01 U	**0.0012 J**	0.01 U	**0.00059 J**	**0.00053 J**	**0.0007 J**	**0.00064 J**	0.01 U
Benzo(a)pyrene	0.0002	mg/L	0.0002 U	0.0002 U	0.01 U	0.01 U	0.01 U	0.01 U	0.01 U	0.01 U	0.01 U	0.01 U
Benzo(b)fluoranthene	0.0002	mg/L	0.0002 U	0.0002 U	0.01 U	**0.00094 J**	0.01 U	0.01 U	0.01 U	0.01 U	0.01 U	0.01 U
Benzo(g,h,i)perylene	0.0002	mg/L	0.0002 U	0.0002 U	0.01 U	0.01 U	0.01 U	0.01 U	0.01 U	0.01 U	0.01 U	0.01 U
Benzo(k)fluoranthene	0.0002	mg/L	0.0002 U	0.0002 U	0.01 U	0.01 U	0.01 U	0.01 U	0.01 U	0.01 U	0.01 U	0.01 U
Chrysene	0.0002	mg/L	0.0002 U	**0.00038**	0.01 U	**0.0014 J**	0.01 U	**0.00049 J**	0.01 U	**0.0007 J**	**0.00057 J**	**0.0034 J**
Dibenzo(a,h)anthracene	0.003	mg/L	0.0002 U	0.0002 U	0.01 U	0.01 U	0.01 U	0.01 U	0.01 U	0.01 U	0.01 U	0.01 U
Dibenzofuran	0.001	mg/L	**0.00038**	**0.01**	0.01 U	**0.014**	**0.022**	**0.018**	**0.021**	**0.01**	**0.01**	**0.027**
Fluoranthene	1	mg/L	**0.0022**	**0.0087**	0.01 U	**0.0084 J**	**0.01**	**0.0099 J**	**0.0093 J**	**0.0078 J**	**0.0077 J**	**0.016**
Fluorene	1	mg/L	**0.0072**	**0.027**	**0.012**	**0.023**	**0.034**	**0.028**	**0.033**	**0.022**	**0.022**	**0.048**
Indeno(1,2,3-cd)pyrene	0.0004	mg/L	0.0002 U	0.0002 U	0.01 U	0.01 U	0.01 U	0.01 U	0.01 U	0.01 U	0.01 U	0.01 U
Naphthalene	0.02	mg/L	**0.00042**	**0.0006**	0.01 U	0.01 U	**0.001 J**	**0.00065 J**	**0.00079 J**	**0.0004 J**	0.01 U	0.01 U
Phenanthrene	*	mg/L	**0.005**	**0.039**	**0.021**	**0.041**	**0.064**	**0.054**	**0.061**	**0.042**	**0.043**	**0.075**
Pyrene	1	mg/L	**0.0016**	**0.0062**	0.01 U	**0.0066 J**	**0.0072 J**	**0.0068 J**	**0.0069 J**	**0.0058 J**	**0.0054 J**	**0.013**
Inorganic Compounds												
Aluminum (fume or dust)	*	mg/L	0.2 U	0.2 U	**1.1**	**1.3**	**0.21**	0.15 U	**0.067 B**	**0.14 B**	**0.43**	**0.23**
Antimony	0.01	mg/L	0.006 U	0.02 U	0.02 U	0.02 U	0.02 U	0.02 U	0.02 U	0.02 U	0.02 U	0.02 U
Arsenic	0.05	mg/L	0.01 U	0.01 U	0.01 U	**0.0057 B**	0.01 U	0.01 U	0.01 U	**0.0068 B**	0.01 U	0.01 U
Barium	2	mg/L	**0.41**	**0.32**	**0.36**	**0.44**	**0.35**	**0.35**	**0.34**	**0.38**	**0.37**	**0.35**
Beryllium	0.004	mg/L	0.004 U	0.004 U	0.004 U	0.004 U	0.004 U	0.004 U	0.004 U	0.004 U	0.004 U	0.004 U
Cadmium	0.005	mg/L	0.005 U	0.005 U	0.005 U	**0.00083 B**	0.005 U	0.005 U	0.005 U	0.005 U	0.005 U	**0.00078 B**
Calcium metal	*	mg/L	**180**	**99**	**140**	**190**	**86**	**120**	**110**	**160**	**150**	**160**
Chromium	0.1	mg/L	0.01 U	0.01 U	0.01 U	**0.0022 B**	0.01 U	0.01 U	0.01 U	0.01 U	0.01 U	0.01 U
Cobalt	*	mg/L	0.01 U	0.01 U	0.01 U	**0.0016 B**	0.01 U	0.01 U	0.01 U	0.01 U	0.01 U	0.01 U
Copper	1.3	mg/L	0.02 U	0.02 U	0.02 U	**0.0044 B**	**0.001 B**	0.02 U	0.02 U	0.02 U	0.02 U	0.02 U
Cyanide	0.2	mg/L	0.01 U	0.01 U	0.015 U	0.01 U	**0.0096 B**	**0.0056 B**	**0.0089 B**	0.01 U	0.01 U	0.01 U
Iron	*	mg/L	**17**	**30**	**14**	**34**	**30**	**28**	**28**	**23**	**23**	**23**
Lead	0.015	mg/L	0.005 U	0.005 U	**0.009**	**0.0097**	0.005 U	0.005 U	**0.0015 B**	0.005 U	0.005 U	0.005 U
Magnesium	*	mg/L	**36**	**35**	**32**	**37**	**31**	**33**	**32**	**33**	**32**	**35**
Manganese	*	mg/L	**1.4**	**1.6**	**1.3**	**2.8**	**1.1**	**1.2**	**1.2**	**1.2**	**1.2**	**1.1**
Mercury	0.002	mg/L	0.0002 U	0.0002 U	0.0002 U	**0.00012 B**	0.0002 U	0.0002 U	0.0002 U	0.00020 U	0.00020 U	0.00020 U
Nickel	0.1	mg/L	0.04 U	0.04 U	0.04 U	0.04 U	0.04 U	0.04 U	0.04 U	0.04 U	0.04 U	0.04 U
Potassium	*	mg/L	**13**	**9.6**	**10**	**9**	**9.8**	**9.4**	**9.2**	**12**	**11**	**10**
Selenium	0.05	mg/L	0.01 U	0.01 U	**0.02**	0.01 U	0.01 U	0.01 U	0.01 U	0.01 U	0.01 U	0.01 U
Sodium	*	mg/L	**31**	**47**	**40**	**30**	**47**	**41**	**41**	**31**	**31**	**24**
Thallium	0.002	mg/L	0.001 U	0.001 U	0.002 U	0.002 UW	**0.0012 BW**	0.002 U	0.002 U	0.002 U	0.002 U	0.002 U
Vanadium (fume or dust)	0.2	mg/L	0.01 U	0.01 U	**0.01**	**0.003 B**	0.01 U	0.01 U	0.01 U	0.01 U	0.01 U	0.01 U
Zinc	2	mg/L	0.02 U	0.02 U	**0.03**	**0.028**	0.02 U	0.02 U	0.02 U	0.02 U	0.02 U	0.02 U

Notes:
mg/L = milligrams per liter
* - Not a HSRA regulated compounds
RRS - Risk Reduction Standard

Data Qualifier Definitions:
-- - Not analyzed
B (Inorganics) - Estimated analyte concentration
Bold - analyte detected
Bold and shaded - Analyte concentration exceeds the Type 1 RRS
D - Analyte concentration reported from secondary dilution
DB - Analyte concentration reported from secondary dilution; analyte detected in method blank
J - Estimated analyte concentration
JB (Organic) - Estimated analyte concentration; analyte detected in method blank
JM (Organic) - Estimated analyte concentration; spike sample recovery outside control limits
M (Organic) - Spike sample recovery outside control limits
N - Spike sample recovery outside of control limits
U - Analyte not detected at referenced detection limit
UJ - Analyte not detected; low method bias and/or matrix interference
UN - Analyte not detected; spiked sample recovery outside of control limits
UR - Analyte not detected; data rejected
UWN - Analyte not detected; post digestion spike and spike sample recovery outside control limits

Appendix E-3
Summary of Historical Ground Water Sampling Data - Decommissioned Wells
Atlanta Gas Light Company
Former Manufactured Gas Plant Site
Augusta, Ga

Chemical Name	Type 1 Risk Reduction Standard	Location ID	TLC-10D			TLC-10S					TLC-11S							TLC-12D
		Sample Date	1/17/2002	7/18/2001	1/24/2001	1/24/2001	1/24/2001	1/17/2002	7/18/2001	7/13/2001	7/18/2003	1/15/2003	7/17/2002	4/3/2002	1/17/2002	7/12/2001	1/19/2001	1/17/2001
		Sample ID	TLC10D-011702	TLC10D-071801	TLC10D 012401	010110S 012401	TLC10S 012401	TLC10S-011702	TLC10S-071801	TLC01S-071301	TLC-11S-Q3-03	TLC11S-011503	TLC115-071702	TLC11S-040302	TLC11S-011702	TLC11S-071201	TLC11S 011901	TLC12D 011701
		Unit																
Volatile Organic Compounds																		
Acetone	4	mg/L	0.5 U	**1.2 R**	1.2 U	0.025 U	0.025 U	0.025 U	**0.025 R**	**0.031**	0.025 U	0.025 U	0.025 U	--	0.025 U	0.025 U	0.025 U	0.025 UJ
Benzene	0.005	mg/L	**2.5**	**4.9**	**6.6**	**0.019**	**0.02**	**0.014**	**0.025**	**0.00011 J**	0.001 U	0.001 U	0.001 U	0.001 U	0.001 U	**0.00023 J**	0.001 U	**0.00024 J**
Carbon Disulfide	4	mg/L	0.02 U	0.05 U	**0.025 J**	0.001 U	0.001 U	0.001 U	0.001 U	0.001 U	0.001 U	0.001 UJ	0.001 U	--	0.001 U	0.001 U	0.001 U	**0.00049 J**
Dichloromethane	0.005	mg/L	0.1 U	0.25 U	0.25 U	0.005 U	0.005 U	**0.00046 J**	0.005 U	0.005 U	0.005 U	0.005 UJ	0.005 U	0.005 U	0.005 U	0.005 U	0.005 U	0.005 U
Ethylbenzene	0.7	mg/L	**0.46**	**0.87**	**1.6**	**0.0057**	**0.0057**	**0.0031**	**0.0061**	**0.00017 J**	0.001 U	0.001 U	0.001 U	**0.00022 J**	0.001 U	**0.00022 J**	**0.00042 J**	**0.036**
Toluene	1	mg/L	**0.01 J**	**0.024 J**	**0.032 J**	0.001 U	0.001 U	0.001 U	**0.0011**	**0.00058 J**	0.001 U	0.001 U	**0.00044 J**	0.001 U	**0.00071 J**	**0.0012**	**0.0046**	**0.00039 J**
Trichloroethylene	0.005	mg/L	**0.0058 J**	0.05 U	0.05 U	0.001 U	0.001 U	0.001 U	0.001 U	0.001 U	0.001 U	0.001 U	**0.00064 J**	0.001 U	0.001 U	0.001 U	0.001 U	0.001 U
Xylenes, total	2	mg/L	**0.21**	**0.4**	**0.72**	**0.0028**	**0.0029**	**0.0017 J**	**0.0049**	**0.0014 J**	0.002 U	0.002 U	0.002 U	--	0.002 U	0.002 U	0.002 U	**0.022**
Semivolatile Organic Compounds																		
2-Methylnaphthalene	*	mg/L	**0.15 J**	**0.29**	**0.46 D**	**0.0083 J**	**0.0036 J**	**0.0024 J**	**0.0022 J**	0.01 U	0.01 U	0.01 U	--	--	--	0.01 U	0.01 U	**0.29**
Acenaphthene	2	mg/L	**0.12 J**	**0.18**	**0.16**	**0.0058 J**	**0.0032 J**	**0.0058 J**	**0.0022 J**	0.01 U	0.01 U	**0.00031 J**	--	**0.00088 J**	--	0.01 U	**0.0018 J**	**0.14**
Acenaphthylene	0.0002	mg/L	**0.038 J**	0.05 U	0.01 U	**0.0012 J**	**0.00053 J**	**0.00091 J**	0.01 U	0.01 U	0.01 U	0.01 U	--	0.01 U	--	0.01 U	**0.00035 J**	**0.003 J**
Anthracene	0.0002	mg/L	0.2 U	**0.0027 J**	**0.0029 J**	**0.0014 J**	0.01 U	**0.0012 J**	**0.00036 J**	0.01 U	0.01 U	0.01 U	--	0.01 U	--	0.01 U	**0.00097 J**	**0.009 J**
Benz(a)anthracene	0.0001	mg/L	0.2 U	0.05 U	0.01 U	0.01 U	0.01 U	0.01 U	0.01 U	0.01 U	0.01 U	0.01 U	--	0.01 U	--	0.01 U	**0.0013 J**	0.01 U
Benzo(a)pyrene	0.0002	mg/L	0.2 U	0.05 U	0.01 U	0.01 U	0.01 U	0.01 U	0.01 U	0.01 U	0.01 U	0.01 U	--	0.01 U	--	0.01 U	0.01 U	0.01 U
Benzo(b)fluoranthene	0.0002	mg/L	0.2 U	0.05 U	0.01 U	0.01 U	0.01 U	0.01 U	0.01 U	0.01 U	0.01 U	0.01 U	--	0.01 U	--	0.01 U	0.01 U	0.01 U
Benzo(g,h,i)perylene	0.0002	mg/L	0.2 U	0.05 U	0.01 U	0.01 U	0.01 U	0.01 U	0.01 UJ	0.01 U	0.01 U	0.01 U	--	0.01 U	--	0.01 U	**0.0014 J**	0.01 U
Benzo(k)fluoranthene	0.0002	mg/L	0.2 U	0.05 U	0.01 U	0.01 U	0.01 U	0.01 U	0.01 U	0.01 U	0.01 U	0.01 U	--	0.01 U	--	0.01 U	0.01 U	0.01 U
Chrysene	0.0002	mg/L	0.2 U	0.05 U	0.01 U	0.01 U	0.01 U	0.01 U	0.01 U	0.01 U	0.01 U	0.01 U	--	0.01 U	--	0.01 U	**0.0015 J**	0.01 U
Dibenzo(a,h)anthracene	0.003	mg/L	0.2 U	0.05 U	0.01 U	0.01 U	0.01 U	0.01 U	0.01 UJ	0.01 U	0.01 U	0.01 U	--	0.01 U	--	0.01 U	0.01 U	0.01 U
Dibenzofuran	0.001	mg/L	0.2 U	**0.0083 J**	**0.011**	**0.0013 J**	0.01 U	**0.001 J**	0.01 U	0.01 U	0.01 U	0.01 U	--	--	--	0.01 U	0.01 U	**0.012**
Fluoranthene	1	mg/L	0.2 U	0.05 U	**0.0017 J**	**0.0037 J**	**0.0012 J**	**0.0016 J**	**0.00049 J**	0.01 U	0.01 U	**0.00064 J**	--	**0.00063 J**	--	0.01 U	**0.0038 J**	**0.0057 J**
Fluorene	1	mg/L	0.2 U	**0.027 J**	**0.034**	**0.0054 J**	**0.0018 J**	**0.0046 J**	**0.0014 J**	0.01 U	0.01 U	0.01 U	--	0.01 U	--	0.01 U	**0.00051 J**	**0.048**
Indeno(1,2,3-cd)pyrene	0.0004	mg/L	0.2 U	0.05 U	0.01 U	0.01 U	0.01 U	0.01 U	0.01 UJ	0.01 U	0.01 U	0.01 U	--	0.01 U	--	0.01 U	0.01 U	0.01 U
Naphthalene	0.02	mg/L	**1.6**	**3.3 D**	**3.6 D**	**0.025**	**0.018**	**0.012**	**0.028**	0.01 U	0.01 U	0.01 U	--	0.01 U	--	0.01 U	0.01 U	**0.97 D**
Phenanthrene	*	mg/L	**0.027 J**	**0.029 J**	**0.037**	**0.012**	**0.0023 J**	**0.0089 J**	**0.002 J**	0.01 U	0.01 U	0.01 U	--	0.01 U	--	0.01 U	**0.003 J**	**0.046**
Pyrene	1	mg/L	0.2 U	0.05 U	**0.0018 J**	**0.0041 J**	**0.0017 J**	**0.0015 J**	0.01 U	0.01 U	0.01 U	**0.0011 J**	--	**0.00098 J**	--	0.01 U	**0.0052 J**	**0.0048 J**
Inorganic Compounds																		
Aluminum (fume or dust)	*	mg/L	0.2 U	**0.47**	**5.8**	**5.3**	**4.6**	**6.8**	**0.21**	--	**2**	**0.20 B**	--	--	--	**0.1 B**	**3.4**	**0.12 J**
Antimony	0.01	mg/L	0.02 U	0.02 U	0.02 U	0.02 U	0.02 U	0.02 U	0.02 U	--	0.02 U	0.020 U	--	--	--	**0.013 B**	0.02 U	**0.0059 J**
Arsenic	0.05	mg/L	0.01 U	0.01 U	0.01 U	**0.0046 B**	**0.0047 B**	**0.005 B**	0.01 U	--	0.01 U	0.010 U	--	--	--	**0.0041 B**	**0.0073 B**	0.01 U
Barium	2	mg/L	**0.39**	**0.36**	**0.34**	**0.27**	**0.26**	**0.29**	**0.15**	--	**0.23**	**0.11**	--	--	--	**0.1**	**0.1**	**0.25**
Beryllium	0.004	mg/L	**0.0009 B**	0.004 U	0.004 U	0.004 U	0.004 U	0.004 U	0.004 U	--	0.004 U	0.0040 U	--	--	--	0.004 U	0.004 U	0.00082 U
Cadmium	0.005	mg/L	0.005 U	0.005 U	0.005 U	0.005 U	0.005 U	0.005 U	0.005 U	--	0.005 U	0.0050 U	--	--	--	0.005 U	0.005 U	0.005 U
Calcium metal	*	mg/L	**40**	**44**	**43**	**110**	**100**	**86**	**69**	--	**59**	**44**	--	--	--	**41**	**29**	**15**
Chromium	0.1	mg/L	0.01 U	0.01 U	**0.011**	**0.0054 B**	**0.0052 B**	**0.0075 B**	0.01 U	--	0.01 U	0.010 U	--	--	--	0.01 U	**0.005 B**	0.01 U
Cobalt	*	mg/L	0.01 U	0.01 U	**0.0016 B**	**0.0027 B**	**0.0023 B**	**0.0025 B**	0.01 U	--	0.01 U	**0.0021 B**	--	--	--	**0.0024 B**	**0.0014 B**	**0.0046 J**
Copper	1.3	mg/L	0.02 U	0.02 U	**0.0032 B**	**0.0074 B**	**0.0088 B**	**0.012 B**	0.0022 U	--	0.02 U	0.0028 U	--	--	--	**0.019 B**	**0.027**	0.02 U
Cyanide	0.2	mg/L	0.01 U	0.01 U	0.01 U	**0.076**	**0.042**	**0.091**	**0.045**	--	0.015 U	0.010 UJ	--	--	--	0.01 U	0.01 U	0.01 U
Iron	*	mg/L	**25**	**27**	**30**	**55**	**56**	**50**	**27**	--	**19**	**3.1**	--	--	--	**1.5**	**6.4 N**	**44**
Lead	0.015	mg/L	0.005 U	0.005 U	**0.0019 B**	**0.013**	**0.014**	**0.021**	0.0016 U	--	**0.009**	0.0016 U	--	--	--	**0.0028 B**	**0.036**	0.0023 U
Magnesium	*	mg/L	**22**	**24**	**23**	**14**	**13**	**12**	**8.9**	--	**23**	**13**	--	--	--	**7.2**	**8.4**	**8.9**
Manganese	*	mg/L	**2.8 N**	**2.5**	**2.2**	**1.3**	**1.3**	**0.98**	**0.73**	--	**3.9**	**1.1**	--	--	--	**0.69**	**0.63**	**2.3**
Mercury	0.002	mg/L	0.0002 U	0.0002 U	0.00020 U	0.00020 U	0.00020 U	0.0002 U	0.0002 U	--	0.0002 U	0.00020 U	--	--	--	0.0002 U	0.00020 U	0.00020 U
Nickel	0.1	mg/L	0.04 U	0.04 U	0.04 U	0.04 U	0.04 U	0.04 U	0.04 U	--	0.04 U	0.040 U	--	--	--	**0.0055 B**	0.04 U	0.04 U
Potassium	*	mg/L	**11 N**	**11**	**10**	**6.0**	**5.8**	**5.9**	**5.3**	--	**3.2**	**3.1**	--	--	--	**3.9**	**3.0**	**4.1**
Selenium	0.05	mg/L	0.01 U	0.01 U	0.01 U	0.01 U	0.01 U	0.01 U	0.01 U	--	**0.02**	0.010 U	--	--	--	0.01 U	0.01 U	0.01 U
Sodium	*	mg/L	**80**	**87**	**86**	**10**	**10**	**9.5**	**9.1**	--	**9.4**	**5.6**	--	--	--	**3.9**	**4.6**	**17**
Thallium	0.002	mg/L	0.002 U	0.002 U	0.002 U	0.002 UW	0.002 UW	0.002 UW	0.002 U	--	0.002 U	0.0020 UJ	--	--	--	0.002 U	0.002 U	0.002 U
Vanadium (fume or dust)	0.2	mg/L	0.01 U	0.01 U	**0.01**	**0.011**	**0.0089 B**	**0.015**	0.01 U	--	**0.01**	0.010 U	--	--	--	0.01 U	**0.0059 B**	**0.0028 J**
Zinc	2	mg/L	0.02 U	0.02 U	**0.017 B**	**0.029**	**0.04**	**0.023**	0.02 U	--	**0.03**	**0.0092 B**	--	--	--	**0.049**	**0.030**	0.02 U

Notes:
mg/L = milligrams per liter
* - Not a HSRA regulated compounds
RRS - Risk Reduction Standard

Data Qualifier Definitions:
-- - Not analyzed
B (Inorganics) - Estimated analyte concentration
Bold - analyte detected
Bold and shaded - Analyte concentration exceeds the Type 1 RRS
D - Analyte concentration reported from secondary dilution
DB - Analyte concentration reported from secondary dilution; analyte detected in method blank
J - Estimated analyte concentration
JB (Organic) - Estimated analyte concentration; analyte detected in method blank
JM (Organic) - Estimated analyte concentration; spike sample recovery outside control limits
M (Organic) - Spike sample recovery outside control limits
N - Spike sample recovery outside of control limits
U - Analyte not detected at referenced detection limit
UJ - Analyte not detected; low method bias and/or matrix interference
UN - Analyte not detected; spiked sample recovery outside of control limits
UR - Analyte not detected; data rejected
UWN - Analyte not detected; post digestion spike and spike sample recovery outside control limits

Appendix E-3
Summary of Historical Ground Water Sampling Data - Decommissioned Wells
Atlanta Gas Light Company
Former Manufactured Gas Plant Site
Augusta, Ga

Chemical Name	Type 1 Risk Reduction Standard	Location ID	TLC-12S	TLC-13D								TLC-13S		
		Sample Date	1/17/2001	7/13/2004	1/22/2004	7/20/2003	1/16/2003	7/15/2002	1/15/2002	7/17/2001	1/19/2001	1/15/2002	7/17/2001	1/19/2001
		Sample ID	TLC12S 011701	TLC-13D-Q3-04	TLC-13D-Q1-04	TLC-13D-Q3-03	TLC13D-011603	TLC13D-071502	TLC13D-011502	TLC13D-071701	TLC13D 011901	TLC13S-011502	TLC13S-071701	TLC13S 011901
		Unit												
Volatile Organic Compounds														
Acetone	4	mg/L	0.025 UJ	0.025 U	0.025 U	0.025 U	**0.014 J**	0.025 U	0.025 U	0.025 U	0.025 U	**0.3**	**0.016 J**	0.025 U
Benzene	0.005	mg/L	**0.015**	0.001 U	0.001 U	**0.047**	0.001 U	0.001 U	0.001 U	**0.0002 J**	0.001 U	0.001 U	**0.00024 J**	0.001 U
Carbon Disulfide	4	mg/L	0.001 U	0.001 U	0.001 U	0.001 U	0.001 U	0.001 U	0.001 U	0.001 U	0.001 U	0.001 U	0.001 U	0.001 U
Dichloromethane	0.005	mg/L	0.005 U	0.005 U	0.005 U	0.005 U	0.005 U	**0.00046 J**	0.005 U	0.005 U	0.005 U	0.005 U	0.005 U	0.005 U
Ethylbenzene	0.7	mg/L	0.0012 U	0.001 U	0.001 U	0.001 U	**0.00014 J**	0.001 U	0.001 U	**0.00057 J**	0.001 U	0.001 U	**0.0006 J**	0.001 U
Toluene	1	mg/L	**0.00055 J**	0.001 U	0.001 U	**0.046**	**0.00035 J**	**0.00054 J**	0.001 U	**0.00035 J**	0.001 U	0.001 U	0.001 U	0.001 U
Trichloroethylene	0.005	mg/L	0.001 U	0.001 U	0.001 U	**0.044**	0.001 U	0.001 U	0.001 U	0.001 U	0.001 U	0.001 U	0.001 U	0.001 U
Xylenes, total	2	mg/L	**0.0081**	0.002 U	0.002 U	0.002 U	**0.00046 J**	0.002 U	0.002 U	**0.00068 J**	0.002 U	0.002 U	**0.00064 J**	0.002 U
Semivolatile Organic Compounds														
2-Methylnaphthalene	*	mg/L	**0.0046 J**	**0.0004**	**0.0014**	0.01 U	--	0.01 U	--	0.01 U	0.01 U	--	--	--
Acenaphthene	2	mg/L	**0.11**	**0.0012**	**0.0024**	0.01 U	--	**0.0003 J**	--	**0.001 J**	**0.0012 J**	--	--	--
Acenaphthylene	0.0002	mg/L	**0.0017 J**	0.0002 U	0.0002 U	0.01 U	--	0.01 U	--	0.01 U	0.01 U	--	--	--
Anthracene	0.0002	mg/L	**0.0076 J**	0.0002 U	0.0002 U	0.01 U	--	0.01 U	--	0.01 U	0.01 U	--	--	--
Benz(a)anthracene	0.0001	mg/L	**0.0048 J**	0.0002 U	0.0002 U	0.01 U	--	0.01 U	--	0.01 U	0.01 U	--	--	--
Benzo(a)pyrene	0.0002	mg/L	**0.0049 J**	0.0002 U	0.0002 U	0.01 U	--	0.01 U	--	0.01 U	0.01 U	--	--	--
Benzo(b)fluoranthene	0.0002	mg/L	**0.0031 J**	0.0002 U	0.0002 U	0.01 U	--	0.01 U	--	0.01 U	0.01 U	--	--	--
Benzo(g,h,i)perylene	0.0002	mg/L	**0.0032 J**	0.0002 U	0.0002 U	0.01 U	--	0.01 U	--	0.01 U	0.01 U	--	--	--
Benzo(k)fluoranthene	0.0002	mg/L	**0.0036 J**	0.0002 U	0.0002 U	0.01 U	--	0.01 U	--	0.01 U	0.01 U	--	--	--
Chrysene	0.0002	mg/L	**0.0046 J**	0.0002 U	0.0002 U	0.01 U	--	0.01 U	--	0.01 U	0.01 U	--	--	--
Dibenzo(a,h)anthracene	0.003	mg/L	0.01 U	0.0002 U	0.0002 U	0.01 U	--	0.01 U	--	0.01 U	0.01 U	--	--	--
Dibenzofuran	0.001	mg/L	**0.027**	0.0002 U	0.0002 U	0.01 U	--	0.01 U	--	0.01 U	0.01 U	--	--	--
Fluoranthene	1	mg/L	**0.03**	0.0002 U	0.0002 U	0.01 U	--	0.01 U	--	0.01 U	**0.0004 J**	--	--	--
Fluorene	1	mg/L	**0.037**	0.0002 U	**0.00034**	0.01 U	--	0.01 U	--	**0.00073 J**	0.01 U	--	--	--
Indeno(1,2,3-cd)pyrene	0.0004	mg/L	**0.0021 J**	0.0002 U	0.0002 U	0.01 U	--	0.01 U	--	**0.00063 J**	0.01 U	--	--	--
Naphthalene	0.02	mg/L	**0.017**	0.0002 U	0.0002 U	0.01 U	--	0.01 U	--	**0.0033 J**	0.01 U	--	--	--
Phenanthrene	*	mg/L	**0.03**	0.0002 U	0.0002 U	0.01 U	--	0.01 U	--	0.01 U	**0.00077 J**	--	--	--
Pyrene	1	mg/L	**0.023**	0.0002 U	0.0002 U	0.01 U	--	0.01 U	--	0.01 U	0.01 U	--	--	--
Inorganic Compounds														
Aluminum (fume or dust)	*	mg/L	**0.086 J**	**5.5**	**4.6**	**1.8**	**0.33**	**4.5**	--	**3.1 N**	**20**	--	--	--
Antimony	0.01	mg/L	0.02 U	0.006 U	0.02 U	0.02 U	0.020 U	0.02 U	--	0.02 U	**0.013 B**	--	--	--
Arsenic	0.05	mg/L	0.01 U	**0.03**	**0.027**	0.01 U	**0.095**	**0.09**	--	**0.18**	**0.15**	--	--	--
Barium	2	mg/L	**0.32**	**0.49**	**0.48**	**0.29**	**0.29**	**0.52**	--	**0.4**	**0.58**	--	--	--
Beryllium	0.004	mg/L	0.00078 U	0.004 U	0.004 U	0.004 U	0.0040 U	0.004 U	--	0.004 U	**0.00079 B**	--	--	--
Cadmium	0.005	mg/L	0.005 U	0.005 U	0.005 U	0.005 U	0.0050 U	0.005 U	--	0.005 U	**0.0019 B**	--	--	--
Calcium metal	*	mg/L	**100**	**57**	**54**	**63**	**120**	**61**	--	**73**	**55**	--	--	--
Chromium	0.1	mg/L	0.01 U	0.01 U	0.01 U	0.01 U	0.010 U	**0.006 B**	--	**0.0032 B**	**0.021**	--	--	--
Cobalt	*	mg/L	0.01 U	0.01 U	0.01 U	0.01 U	**0.0041 B**	**0.0093 B**	--	**0.0069 B**	**0.016**	--	--	--
Copper	1.3	mg/L	0.02 U	0.02 U	0.02 U	0.02 U	**0.0013 B**	**0.0097 B**	--	**0.0039 B**	**0.025**	--	--	--
Cyanide	0.2	mg/L	0.01 U	0.01 U	0.01 U	0.015 U	--	0.01 U	--	0.01 U	0.01 U	--	--	--
Iron	*	mg/L	**35**	**63**	**65**	**36**	**27**	**65 N**	--	**52**	**71 N**	--	--	--
Lead	0.015	mg/L	0.0028 U	**0.013**	**0.013**	**0.005**	**0.0021 B**	**0.018**	--	**0.0091**	**0.062**	--	--	--
Magnesium	*	mg/L	**27**	**28**	**28**	**28**	**44**	**30**	--	**34**	**30**	--	--	--
Manganese	*	mg/L	**1.3**	**3.7**	**3.3**	**1.2**	**0.97**	**2.5**	--	**1.7**	**2.3**	--	--	--
Mercury	0.002	mg/L	0.00020 U	0.0002 U	0.0002 U	0.0002 U	0.00020 U	0.0002 U	--	0.0002 U	0.00020 U	--	--	--
Nickel	0.1	mg/L	0.04 U	0.04 U	0.04 U	0.04 U	0.040 U	0.04 U	--	0.04 U	**0.012 B**	--	--	--
Potassium	*	mg/L	**14**	**14**	**13**	**24**	**21**	**15**	--	**19**	**14**	--	--	--
Selenium	0.05	mg/L	0.01 U	0.01 U	0.01 U	0.01 U	0.010 U	0.01 U	--	0.01 U	0.01 U	--	--	--
Sodium	*	mg/L	**22**	**170**	**180**	**210**	**170**	**220**	--	**200**	**270**	--	--	--
Thallium	0.002	mg/L	0.002 U	0.001 U	0.001 U	0.002 U	0.0020 UWN	0.002 UWN	--	0.002 UN	0.002 U	--	--	--
Vanadium (fume or dust)	0.2	mg/L	0.01 U	0.01 U	**0.011**	0.01 U	0.010 U	**0.0075 B**	--	**0.0047 B**	**0.031**	--	--	--
Zinc	2	mg/L	0.02 U	0.02 U	0.02 U	**0.03**	0.020 U	**0.023**	--	**0.016 B**	**0.072**	--	--	--

Notes:
mg/L = milligrams per liter
* - Not a HSRA regulated compounds
RRS - Risk Reduction Standard

Data Qualifier Definitions:
-- - Not analyzed
B (Inorganics) - Estimated analyte concentration
Bold - analyte detected
Bold and shaded - Analyte concentration exceeds the Type 1 RRS
D - Analyte concentration reported from secondary dilution
DB - Analyte concentration reported from secondary dilution; analyte detected in method blank
J - Estimated analyte concentration
JB (Organic) - Estimated analyte concentration; analyte detected in method blank
JM (Organic) - Estimated analyte concentration; spike sample recovery outside control limits
M (Organic) - Spike sample recovery outside control limits
N - Spike sample recovery outside of control limits
U - Analyte not detected at referenced detection limit
UJ - Analyte not detected; low method bias and/or matrix interference
UN - Analyte not detected; spiked sample recovery outside of control limits
UR - Analyte not detected; data rejected
UWN - Analyte not detected; post digestion spike and spike sample recovery outside control limits

Appendix E-3
Summary of Historical Ground Water Sampling Data - Decommissioned Wells
Atlanta Gas Light Company
Former Manufactured Gas Plant Site
Augusta, Ga

Chemical Name	Type 1 Risk Reduction Standard	Location ID	TLC-14D					TLC-14S		
		Sample Date	4/3/2002	1/15/2002	7/10/2001	1/22/2001	1/22/2001	1/15/2002	7/11/2001	1/23/2001
		Sample ID	TLC14D-040302	TLC14D-011502	TLC14D-071001	010114D 012201	TLC14D	TLC14S-011502	TLC14S-071101	TLC14S 012301
		Unit								
Volatile Organic Compounds										
Acetone	4	mg/L	--	0.025 U	0.025 U	0.025 U	0.025 U	**0.018 J**	**0.022 J**	0.025 U
Benzene	0.005	mg/L	0.001 U	0.001 U	0.001 U	0.001 U	0.001 U	0.001 U	0.001 U	0.001 U
Carbon Disulfide	4	mg/L	--	0.001 U	0.001 U	0.001 U	0.001 U	0.001 U	0.001 U	0.001 U
Dichloromethane	0.005	mg/L	0.005 U	0.005 U	0.005 U	0.005 U	0.005 U	0.005 U	0.005 U	0.005 U
Ethylbenzene	0.7	mg/L	0.001 U	0.001 U	0.001 U	0.001 U	0.001 U	0.001 U	0.001 U	0.001 U
Toluene	1	mg/L	0.001 U	0.001 U	0.001 U	0.001 U	0.001 U	0.001 U	0.001 U	0.001 U
Trichloroethylene	0.005	mg/L	0.001 U	**0.00027 J**	**0.00018 J**	0.001 U	0.001 U	0.001 U	0.001 U	0.001 U
Xylenes, total	2	mg/L	--	0.002 U	0.002 U	0.002 U	0.002 U	0.002 U	0.002 U	0.002 U
Semivolatile Organic Compounds										
2-Methylnaphthalene	*	mg/L	--	0.01 U	0.01 U	0.01 U	0.01 U	--	0.017 U	0.01 U
Acenaphthene	2	mg/L	0.01 U	0.01 U	0.01 U	0.01 U	0.01 U	--	**0.0042 J**	**0.0039 J**
Acenaphthylene	0.0002	mg/L	0.01 U	0.01 U	0.01 U	0.01 U	0.01 U	--	0.017 U	0.01 U
Anthracene	0.0002	mg/L	0.01 U	0.01 U	0.01 U	0.01 U	0.01 U	--	**0.0008 J**	0.01 U
Benz(a)anthracene	0.0001	mg/L	0.01 U	0.01 U	0.01 U	0.01 U	0.01 U	--	0.017 U	0.01 U
Benzo(a)pyrene	0.0002	mg/L	0.01 U	0.01 U	0.01 U	0.01 U	0.01 U	--	0.017 U	0.01 U
Benzo(b)fluoranthene	0.0002	mg/L	0.01 U	0.01 U	0.01 U	0.01 U	0.01 U	--	0.017 U	0.01 U
Benzo(g,h,i)perylene	0.0002	mg/L	0.01 U	0.01 U	0.01 U	0.01 U	0.01 U	--	0.017 U	0.01 U
Benzo(k)fluoranthene	0.0002	mg/L	0.01 U	0.01 U	0.01 U	0.01 U	0.01 U	--	0.017 U	0.01 U
Chrysene	0.0002	mg/L	0.01 U	0.01 U	0.01 U	0.01 U	0.01 U	--	0.017 U	0.01 U
Dibenzo(a,h)anthracene	0.003	mg/L	0.01 U	0.01 U	0.01 U	0.01 U	0.01 U	--	0.017 U	0.01 U
Dibenzofuran	0.001	mg/L	--	0.01 U	0.01 U	0.01 U	0.01 U	--	0.017 U	0.01 U
Fluoranthene	1	mg/L	0.01 U	0.01 U	0.01 U	0.01 U	0.01 U	--	**0.00077 J**	**0.00076 J**
Fluorene	1	mg/L	0.01 U	0.01 U	0.01 U	0.01 U	0.01 U	--	**0.0012 J**	**0.00095 J**
Indeno(1,2,3-cd)pyrene	0.0004	mg/L	0.01 U	0.01 U	0.01 U	0.01 U	0.01 U	--	0.017 U	0.01 U
Naphthalene	0.02	mg/L	0.01 U	0.01 U	0.01 U	0.01 U	0.01 U	--	0.017 U	0.01 U
Phenanthrene	*	mg/L	0.01 U	0.01 U	0.01 U	0.01 U	0.01 U	--	**0.005 J**	**0.0022 J**
Pyrene	1	mg/L	0.01 U	0.01 U	0.01 U	0.01 U	0.01 U	--	**0.0012 J**	**0.00095 J**
Inorganic Compounds										
Aluminum (fume or dust)	*	mg/L	--	**0.21 N**	**0.52**	**5.8 N**	**3.1 N**	--	--	--
Antimony	0.01	mg/L	--	0.020 U	0.02 U	0.02 U	0.02 U	--	--	--
Arsenic	0.05	mg/L	--	0.010 U	0.01 U	0.01 U	0.01 U	--	--	--
Barium	2	mg/L	--	**0.26**	**0.26**	**0.3**	**0.29**	--	--	--
Beryllium	0.004	mg/L	--	0.0040 U	0.004 U	0.004 U	0.004 U	--	--	--
Cadmium	0.005	mg/L	--	0.0050 U	0.005 U	0.005 U	0.005 U	--	--	--
Calcium metal	*	mg/L	--	**27**	**29**	**29**	**30**	--	--	--
Chromium	0.1	mg/L	--	0.010 U	0.01 U	**0.0068 B**	**0.0037 B**	--	--	--
Cobalt	*	mg/L	--	0.010 U	**0.0024 B**	**0.0029 B**	**0.0022 B**	--	--	--
Copper	1.3	mg/L	--	0.020 U	0.02 U	**0.0078 B**	**0.0049 B**	--	--	--
Cyanide	0.2	mg/L	--	0.010 U	0.01 U	0.01 U	0.01 U	--	--	--
Iron	*	mg/L	--	**12 N**	**13**	**14**	**14**	--	--	--
Lead	0.015	mg/L	--	**0.0017 B**	0.005 U	**0.011**	**0.0041 B**	--	--	--
Magnesium	*	mg/L	--	**19**	**20**	**20**	**21**	--	--	--
Manganese	*	mg/L	--	**1.7**	**1.8**	**1.8**	**1.9**	--	--	--
Mercury	0.002	mg/L	--	0.00020 U	0.00020 U	0.00020 U	0.00020 U	--	--	--
Nickel	0.1	mg/L	--	0.040 U	0.04 U	0.04 U	0.04 U	--	--	--
Potassium	*	mg/L	--	**2.7**	**2.8**	**3.0**	**2.9**	--	--	--
Selenium	0.05	mg/L	--	0.010 U	**0.0048 B**	0.01 U	0.01 U	--	--	--
Sodium	*	mg/L	--	**19**	**19**	**19**	**20**	--	--	--
Thallium	0.002	mg/L	--	0.0020 U	0.002 U	0.002 U	0.002 UW	--	--	--
Vanadium (fume or dust)	0.2	mg/L	--	0.010 U	0.01 U	**0.0069 B**	**0.0035 B**	--	--	--
Zinc	2	mg/L	--	0.020 U	0.02 U	**0.016 B**	**0.022**	--	--	--

Notes:
mg/L = milligrams per liter
* - Not a HSRA regulated compounds
RRS - Risk Reduction Standard

Data Qualifier Definitions:
-- - Not analyzed
B (Inorganics) - Estimated analyte concentration
Bold - analyte detected
Bold and shaded - Analyte concentration exceeds the Type 1 RRS
D - Analyte concentration reported from secondary dilution
DB - Analyte concentration reported from secondary dilution; analyte detected in method blank
J - Estimated analyte concentration
JB (Organic) - Estimated analyte concentration; analyte detected in method blank
JM (Organic) - Estimated analyte concentration; spike sample recovery outside control limits
M (Organic) - Spike sample recovery outside control limits
N - Spike sample recovery outside of control limits
U - Analyte not detected at referenced detection limit
UJ - Analyte not detected; low method bias and/or matrix interference
UN - Analyte not detected; spiked sample recovery outside of control limits
UR - Analyte not detected; data rejected
UWN - Analyte not detected; post digestion spike and spike sample recovery outside control limits

APPENDIX F

CONCENTRATION TREND GRAPHS

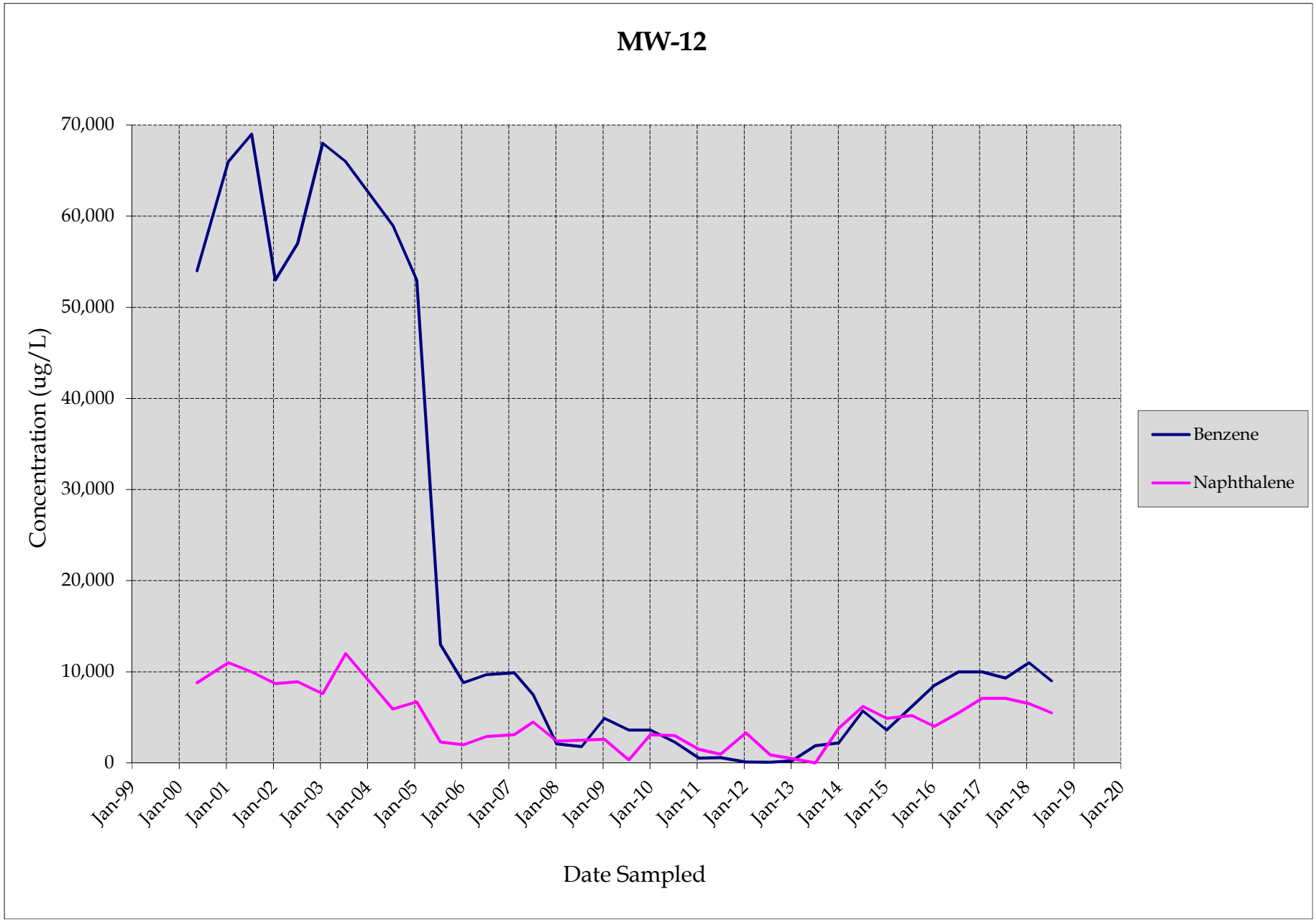

Prepared by/date: RJB 9/25/18
Checked by/date: RD 9/27/18
Appendix F

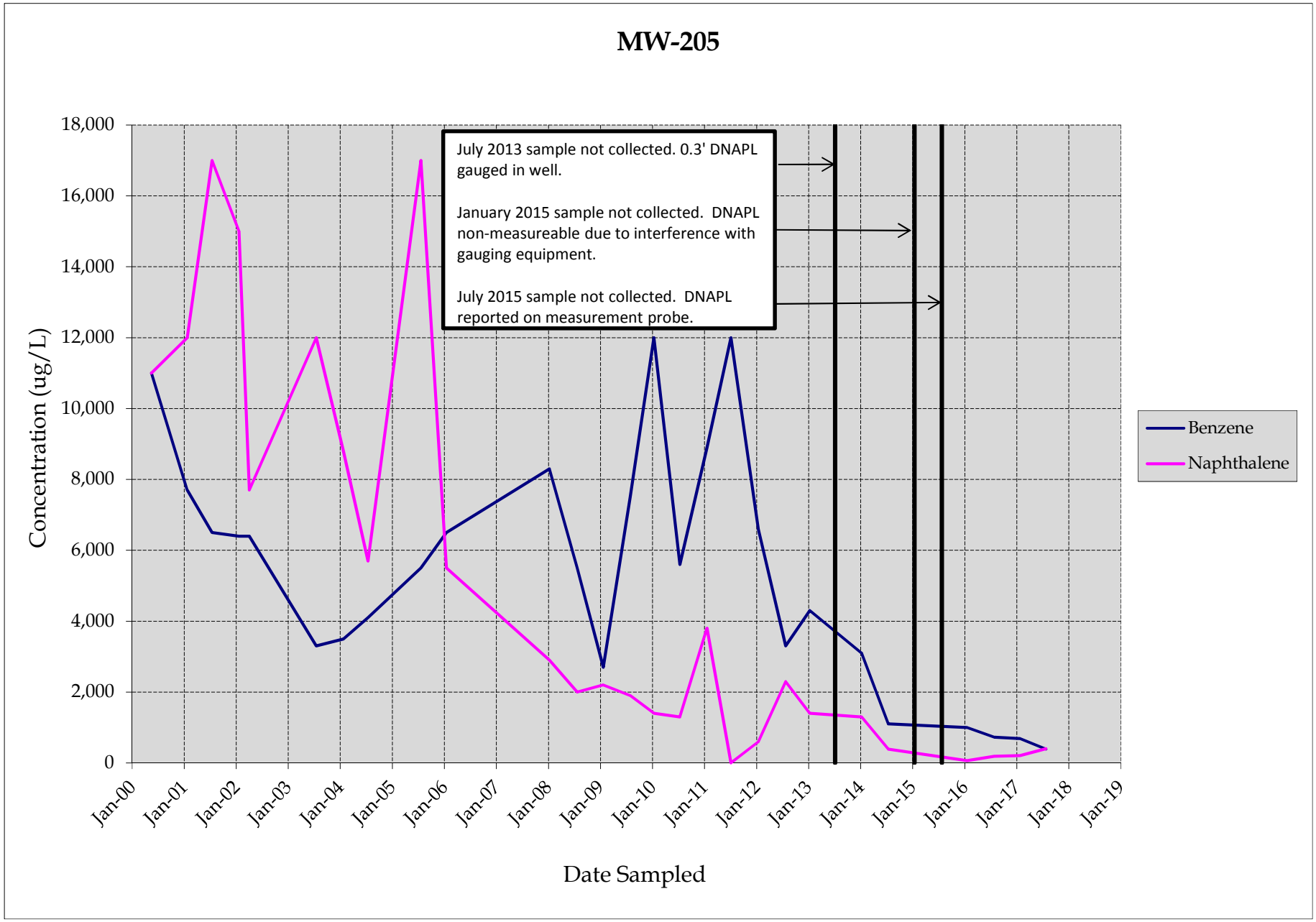

Prepared by/date: RJB 9/25/18
Checked by/date: RD 9/27/18
Appendix F

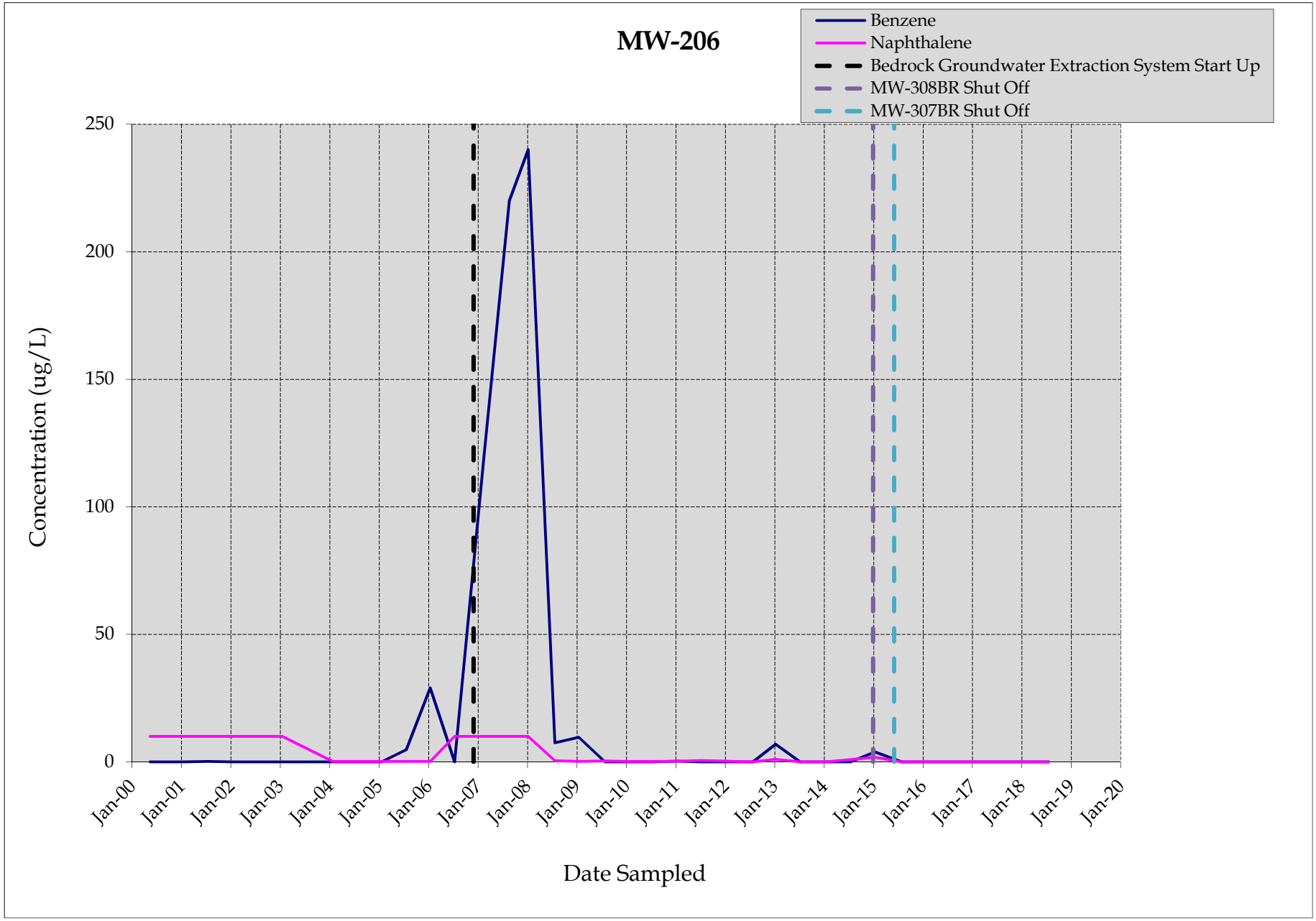

Prepared by/date: RJB 9/25/18
Checked by/date: RD 9/27/18
Appendix F

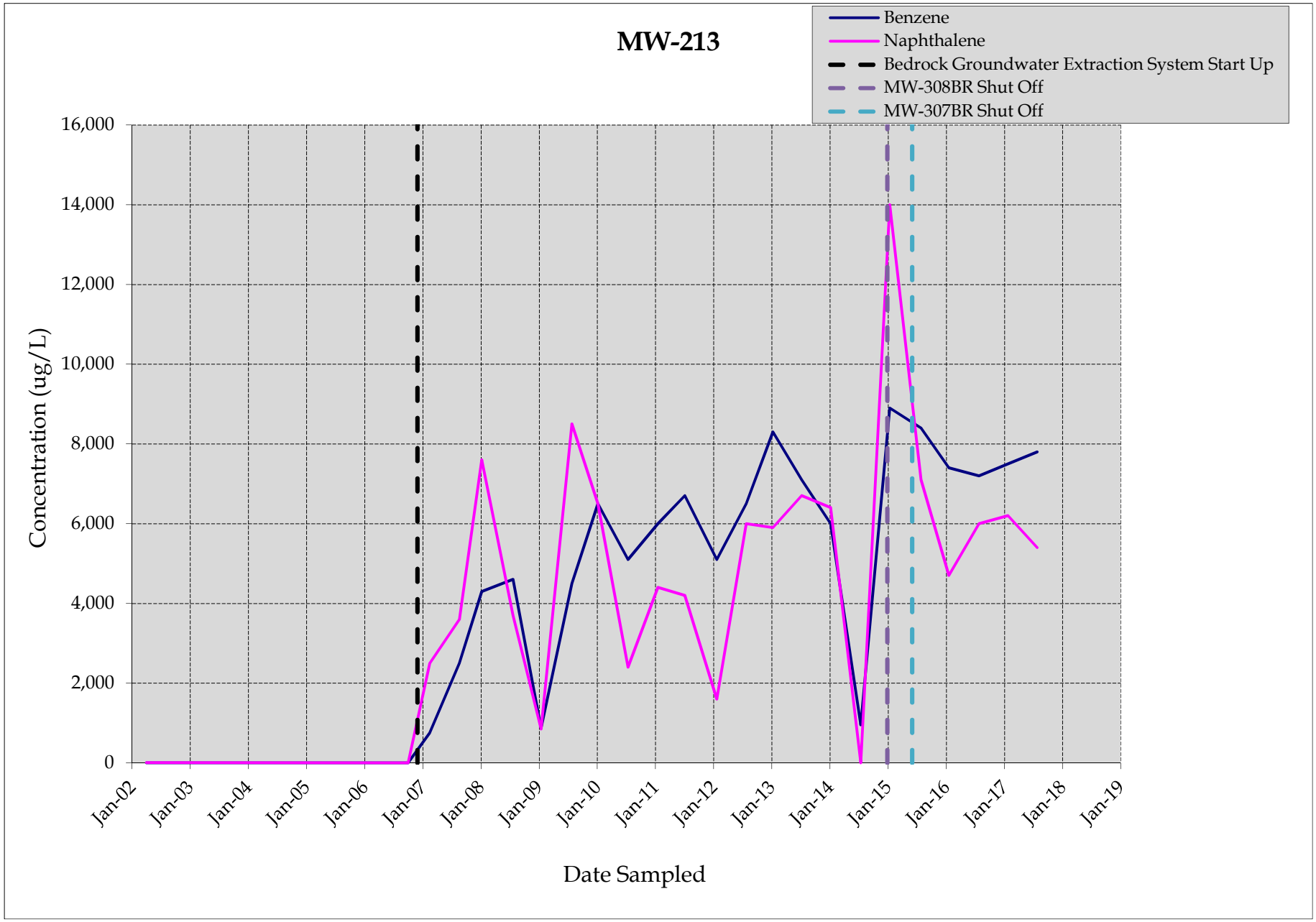

Prepared by/date: RJB 9/25/18
Checked by/date: RD 9/27/18
Appendix F

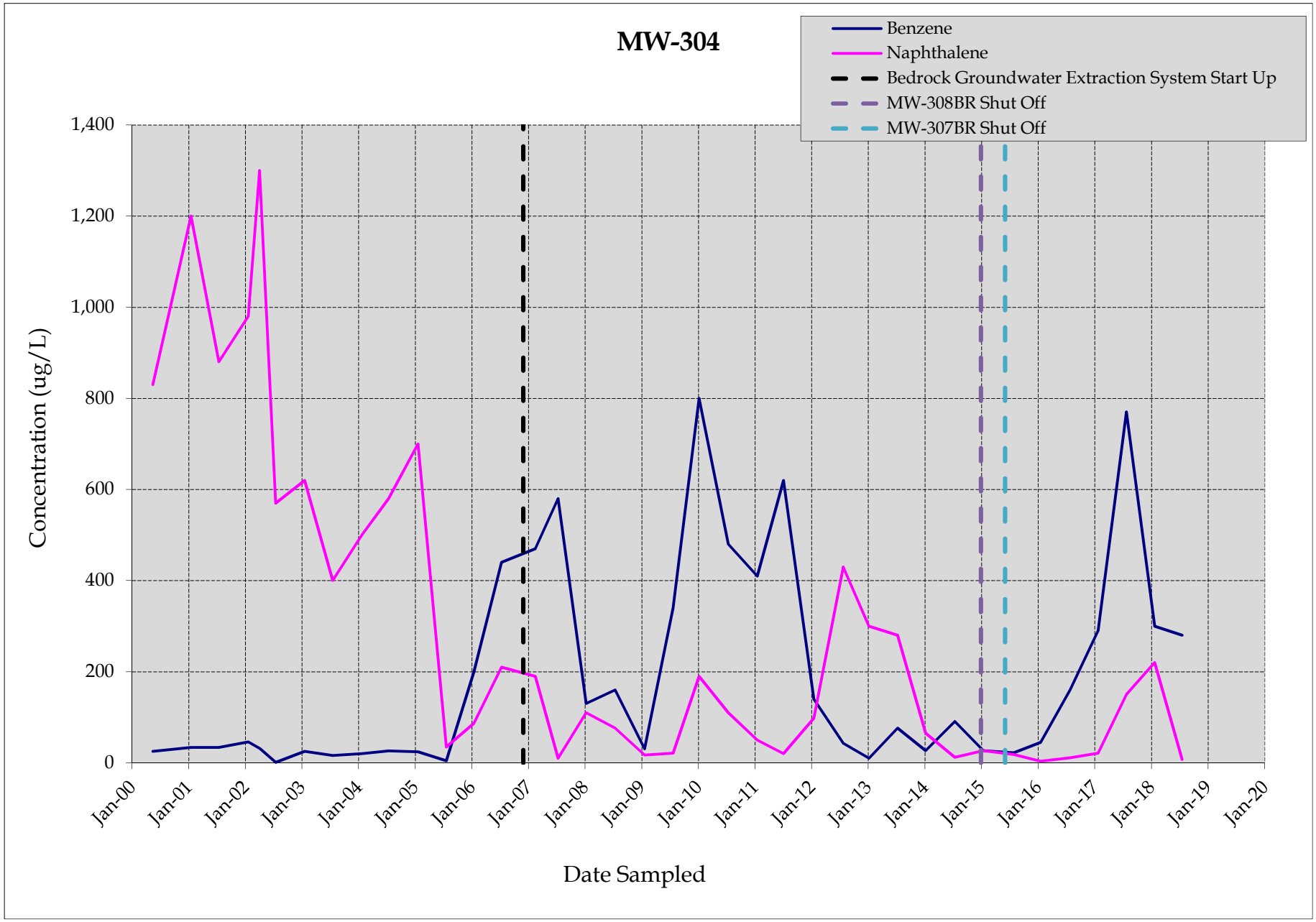

Prepared by/date: RJB 9/25/18
Checked by/date: RD 9/27/18
Appendix F

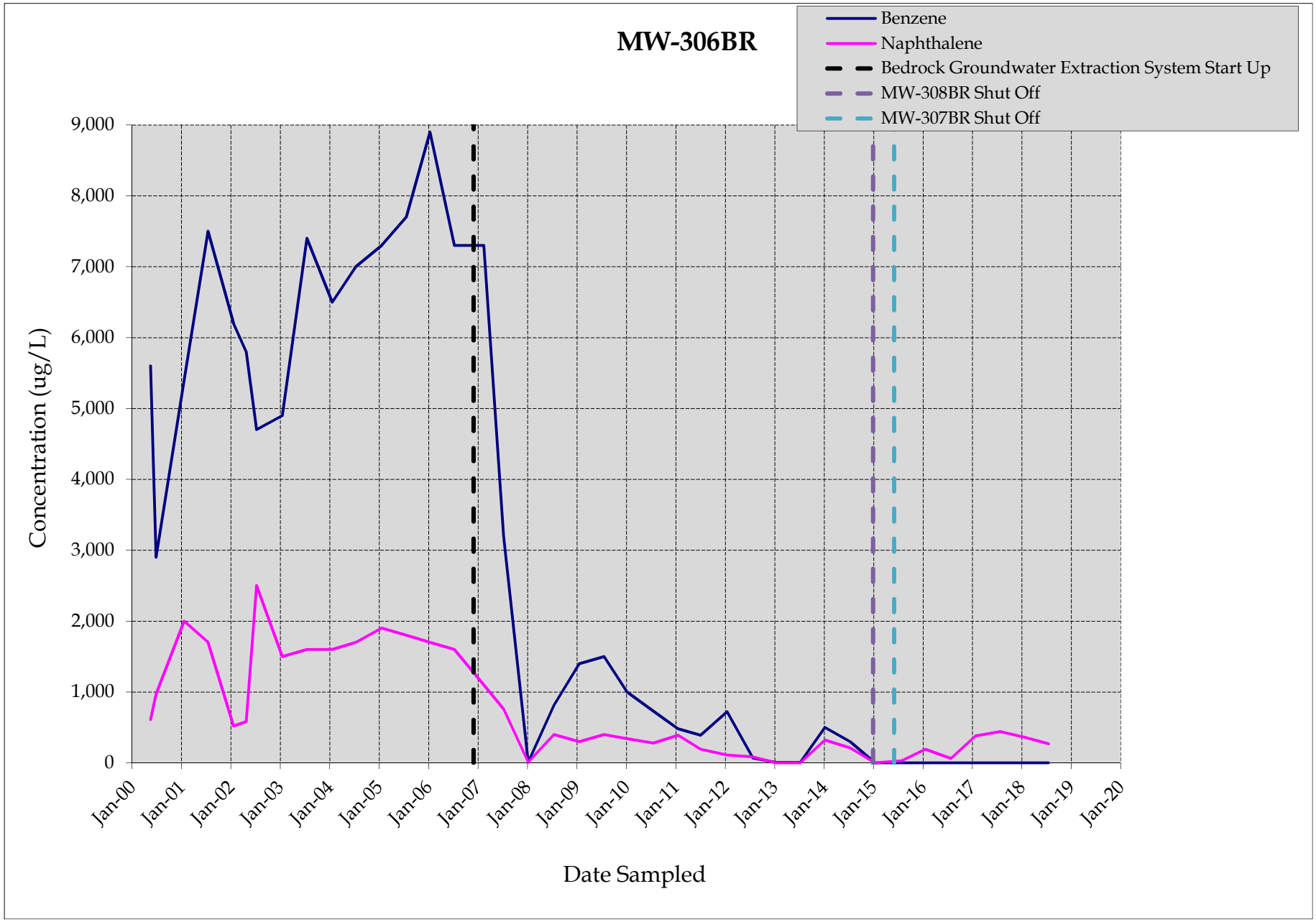

Prepared by/date: RJB 9/25/18
Checked by/date: RD 9/27/18
Appendix F

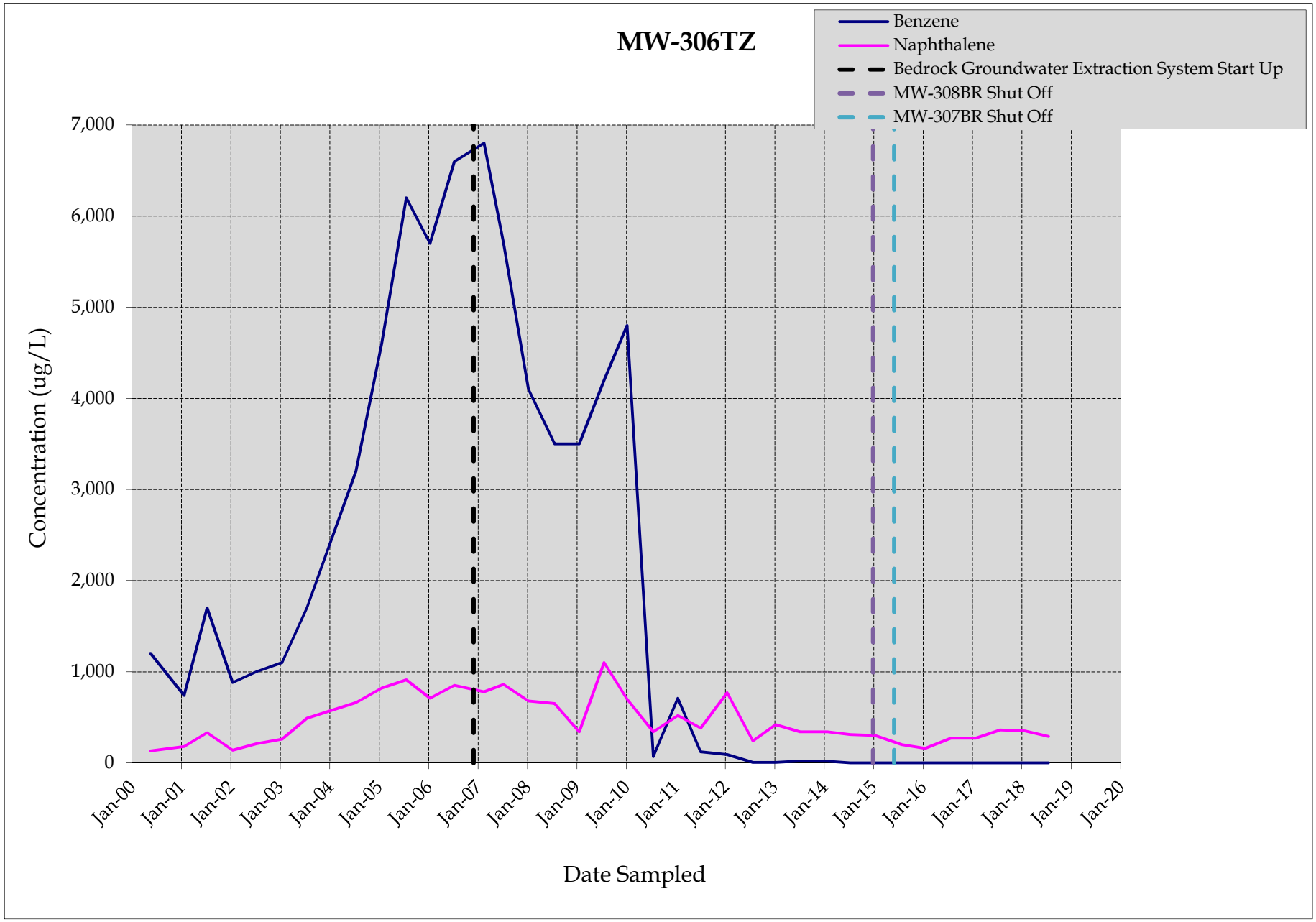

Prepared by/date: RJB 9/25/18
Checked by/date: RD 9/27/18
Appendix F

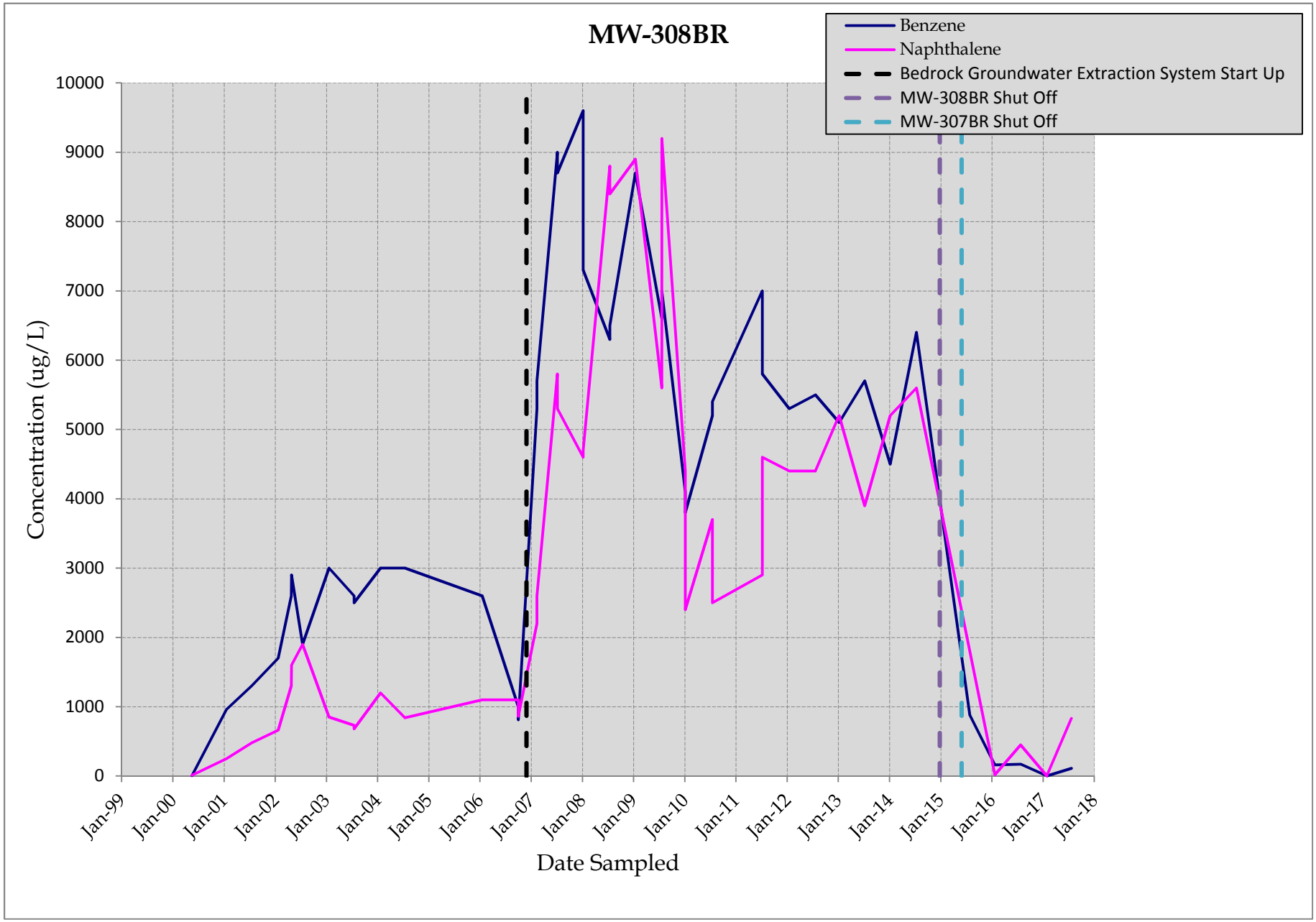

Prepared by/date: RJB 9/25/18
Checked by/date: RD 9/27/18
Appendix F

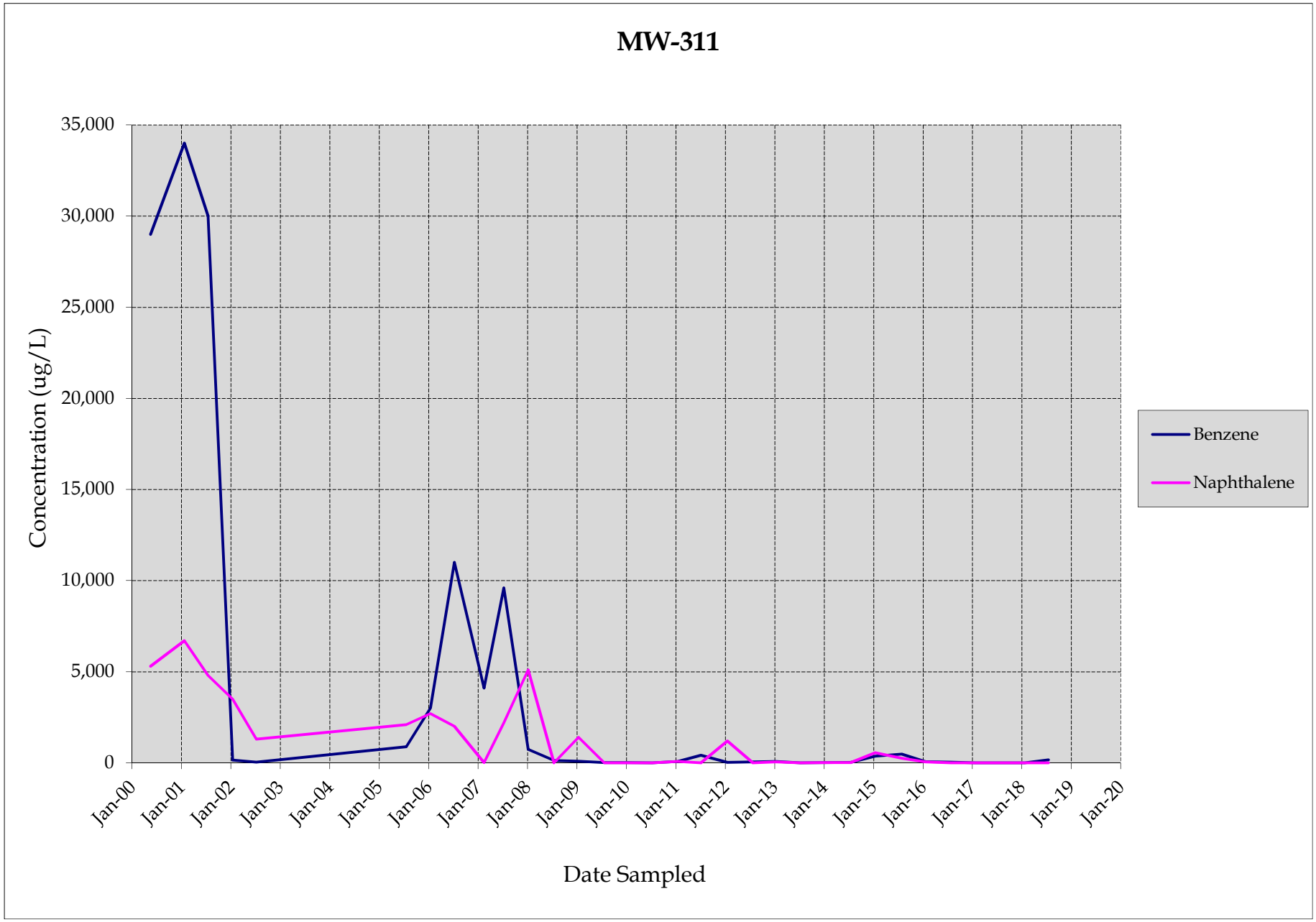

Prepared by/date: RJB 9/25/18
Checked by/date: RD 9/27/18
Appendix F

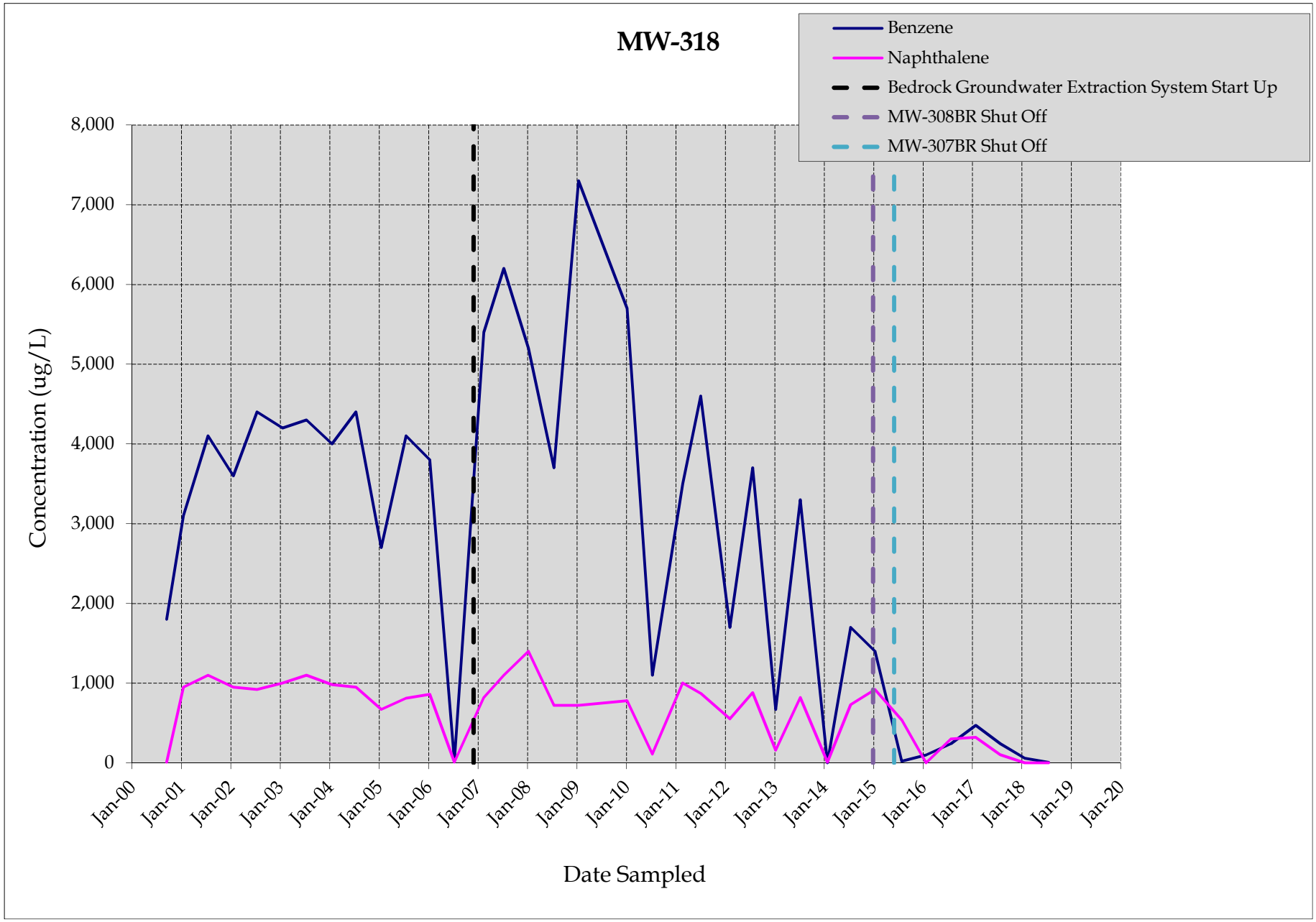

Prepared by/date: RJB 9/25/18
Checked by/date: RD 9/27/18
Appendix F

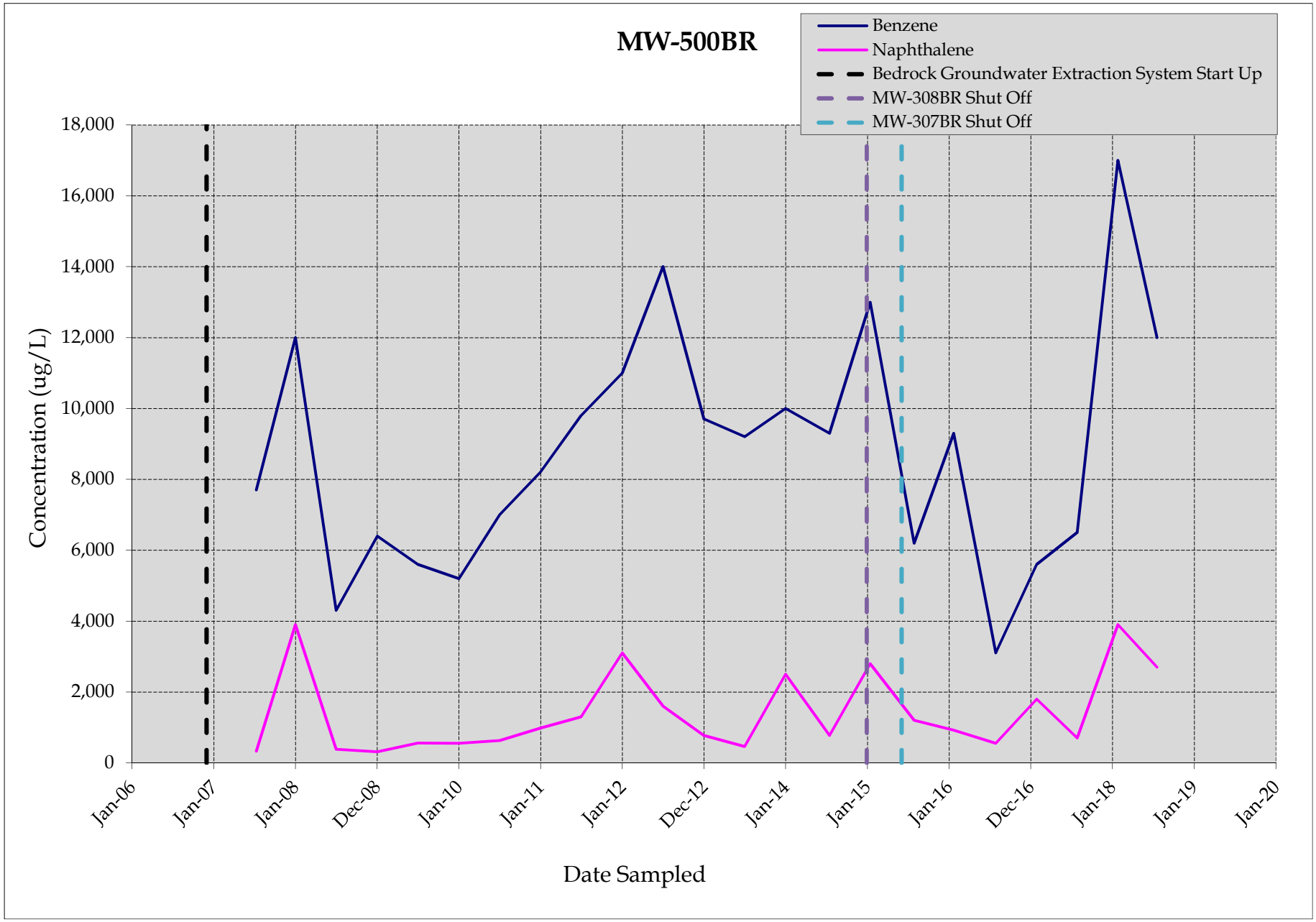

Prepared by/date: RJB 9/25/18
Checked by/date: RD 9/27/18
Appendix F

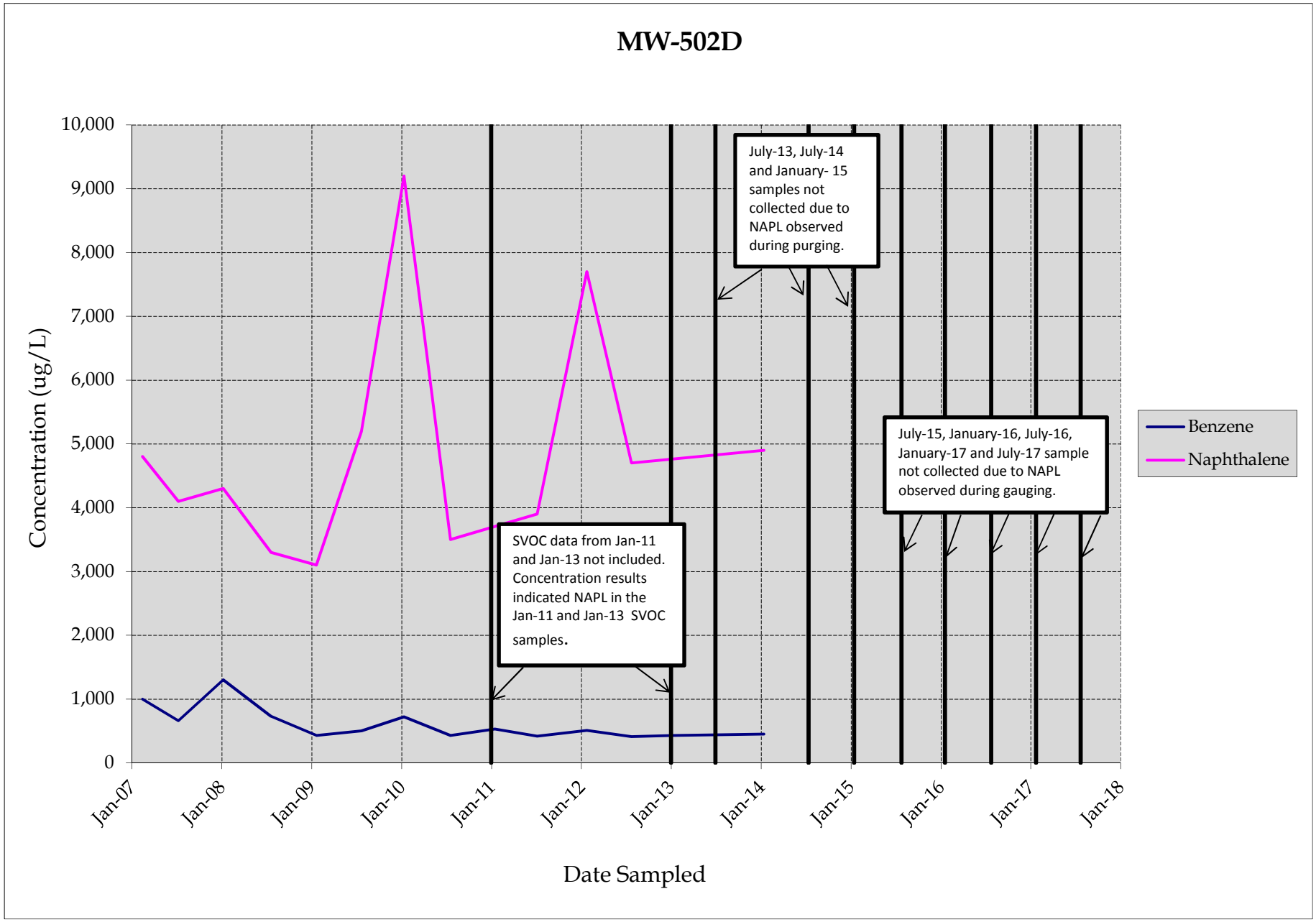

Prepared by/date: RJB 9/25/18
Checked by/date: RD 9/27/18
Appendix F

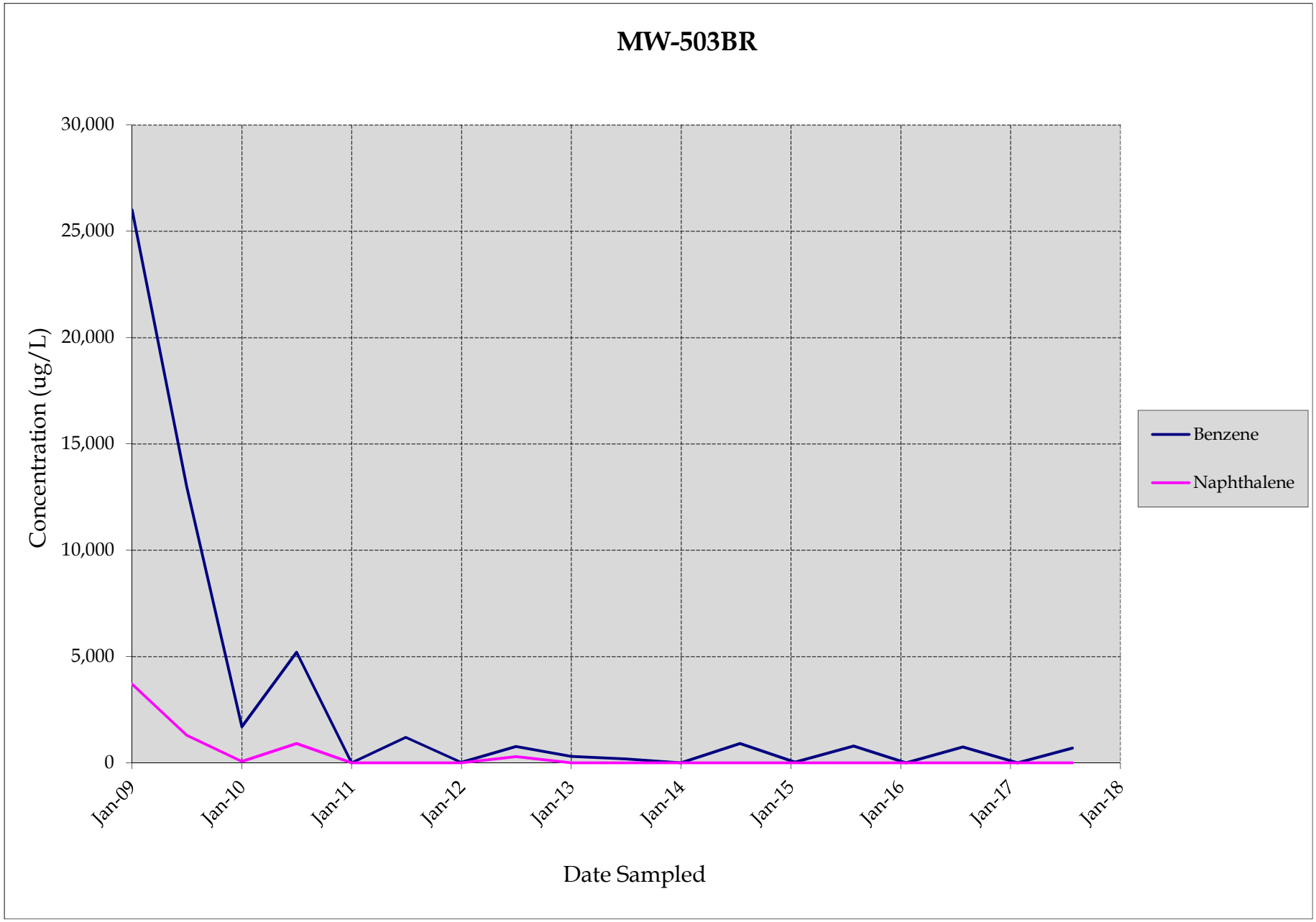

Prepared by/date: RJB 9/25/18
Checked by/date: RD 9/27/18
Appendix F

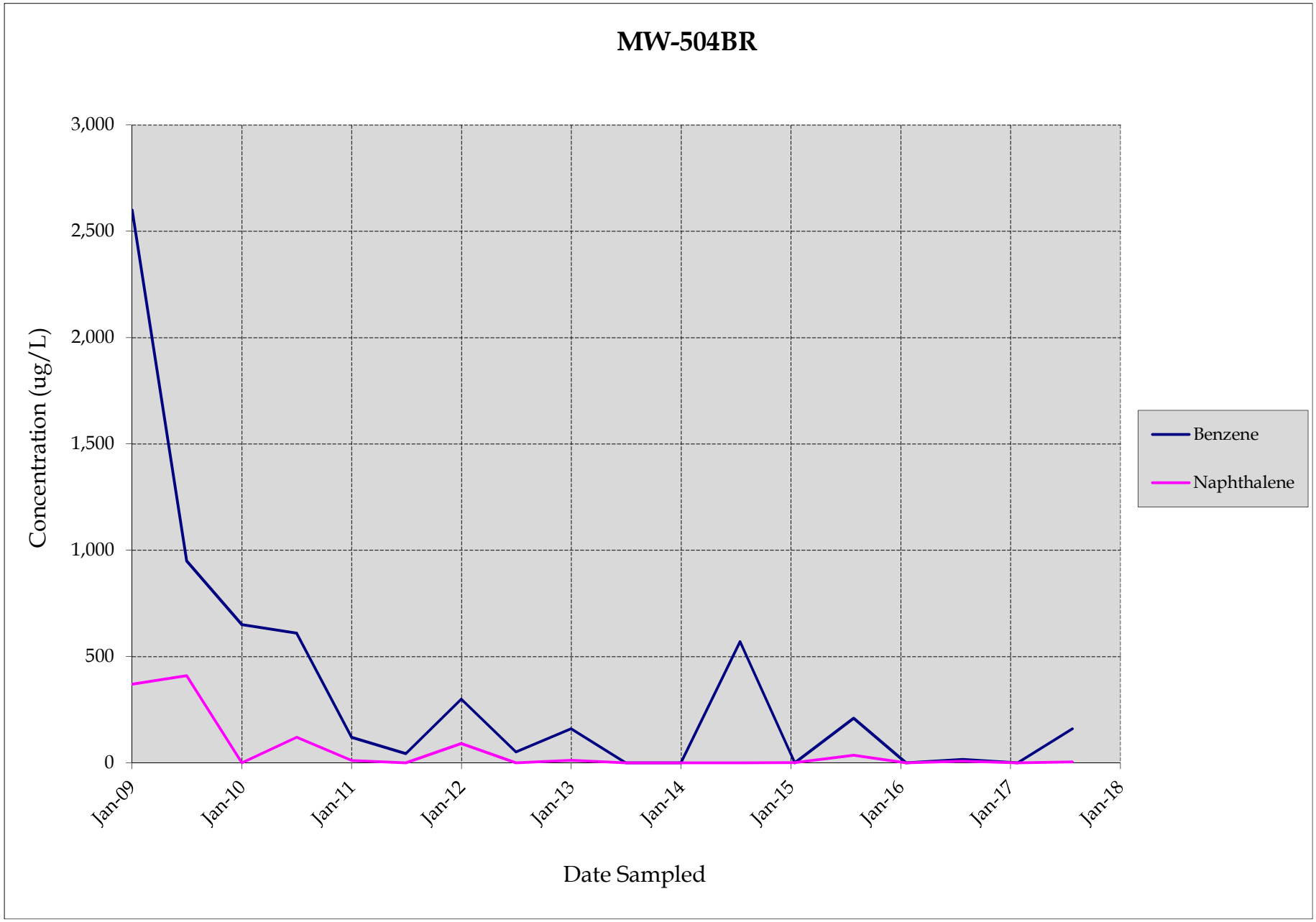

Prepared by/date: RJB 9/25/18
Checked by/date: RD 9/27/18
Appendix F

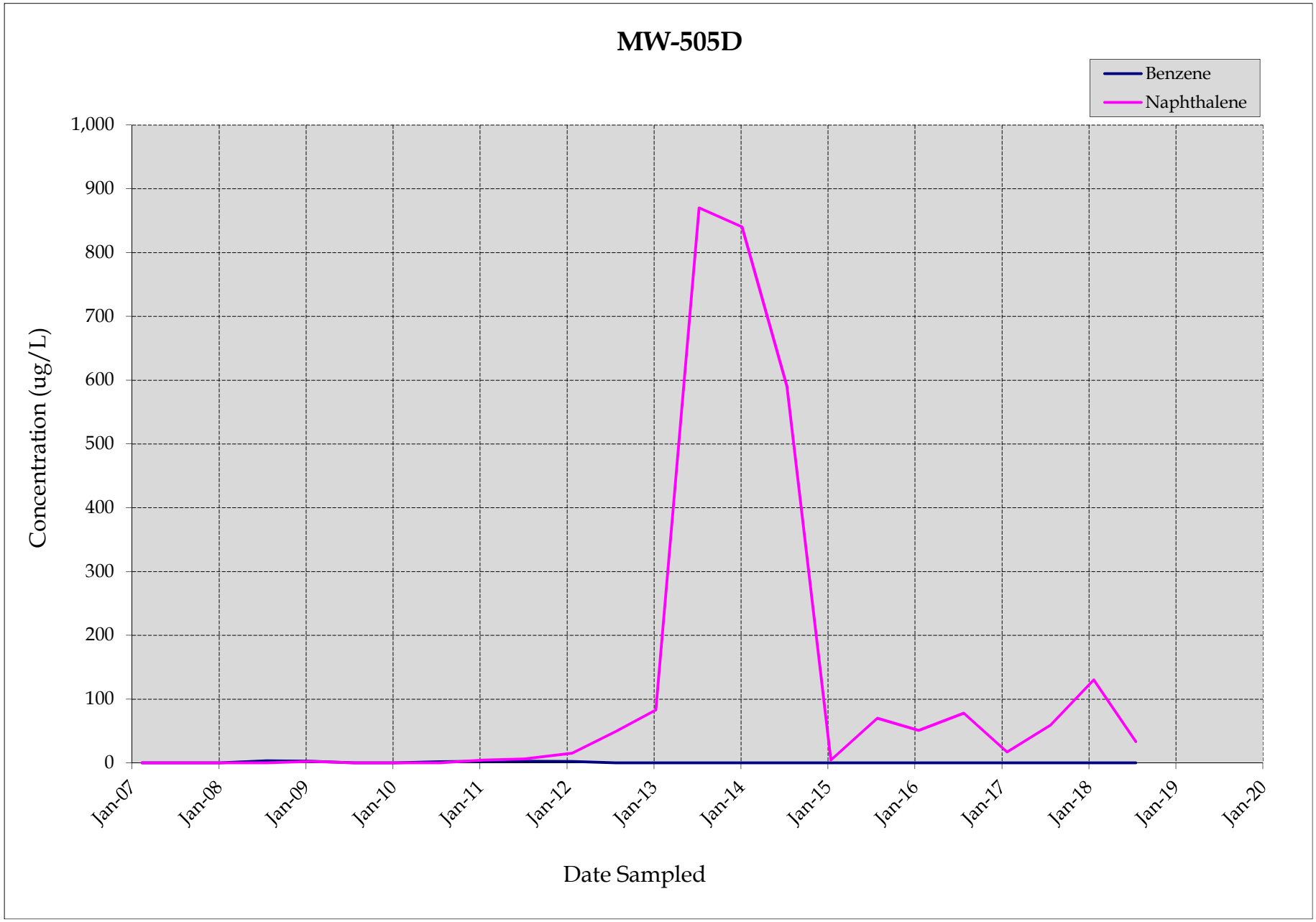

Prepared by/date: RJB 9/25/18
Checked by/date: RD 9/27/18
Appendix F

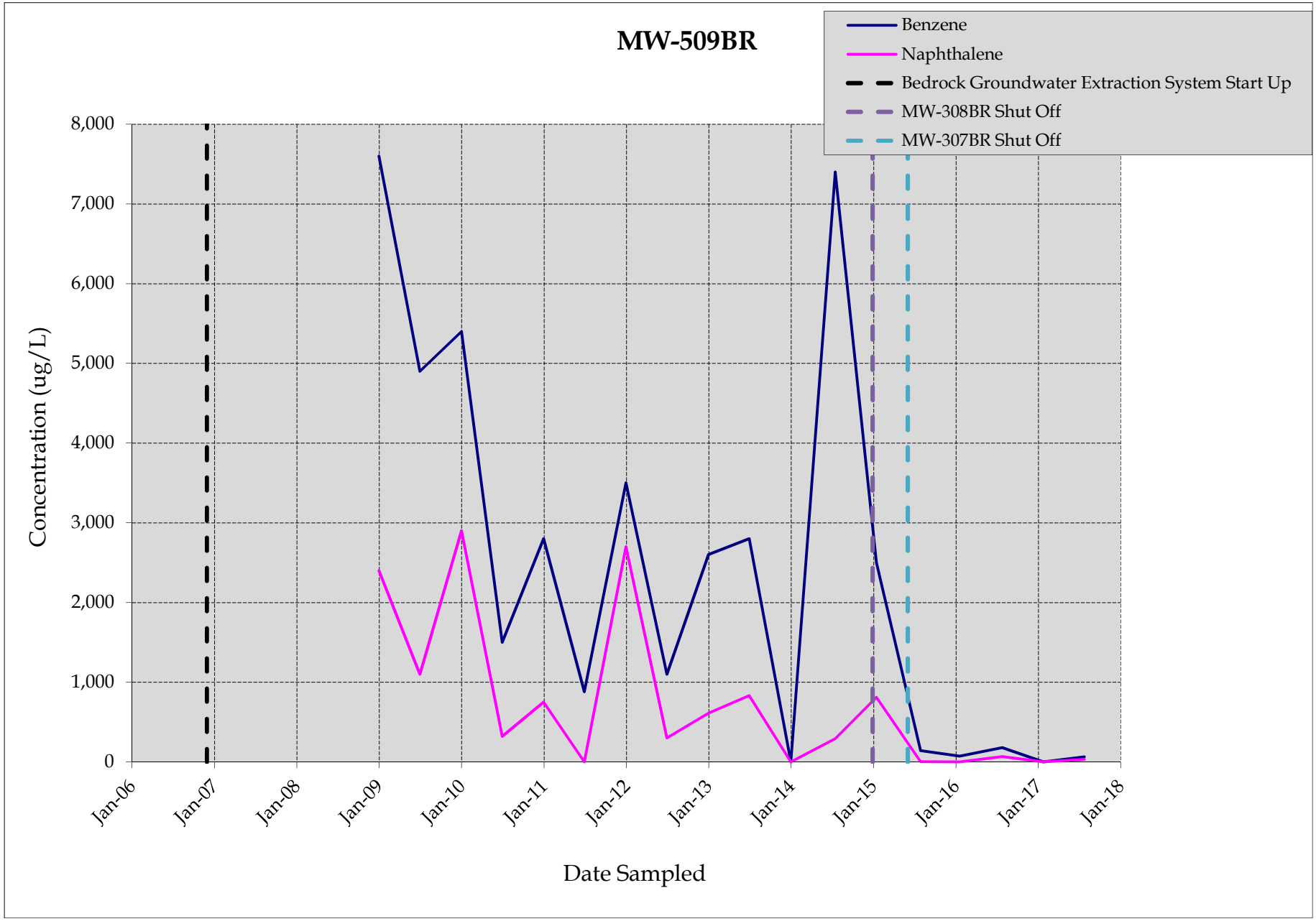

Prepared by/date: RJB 9/25/18
Checked by/date: RD 9/27/18
Appendix F

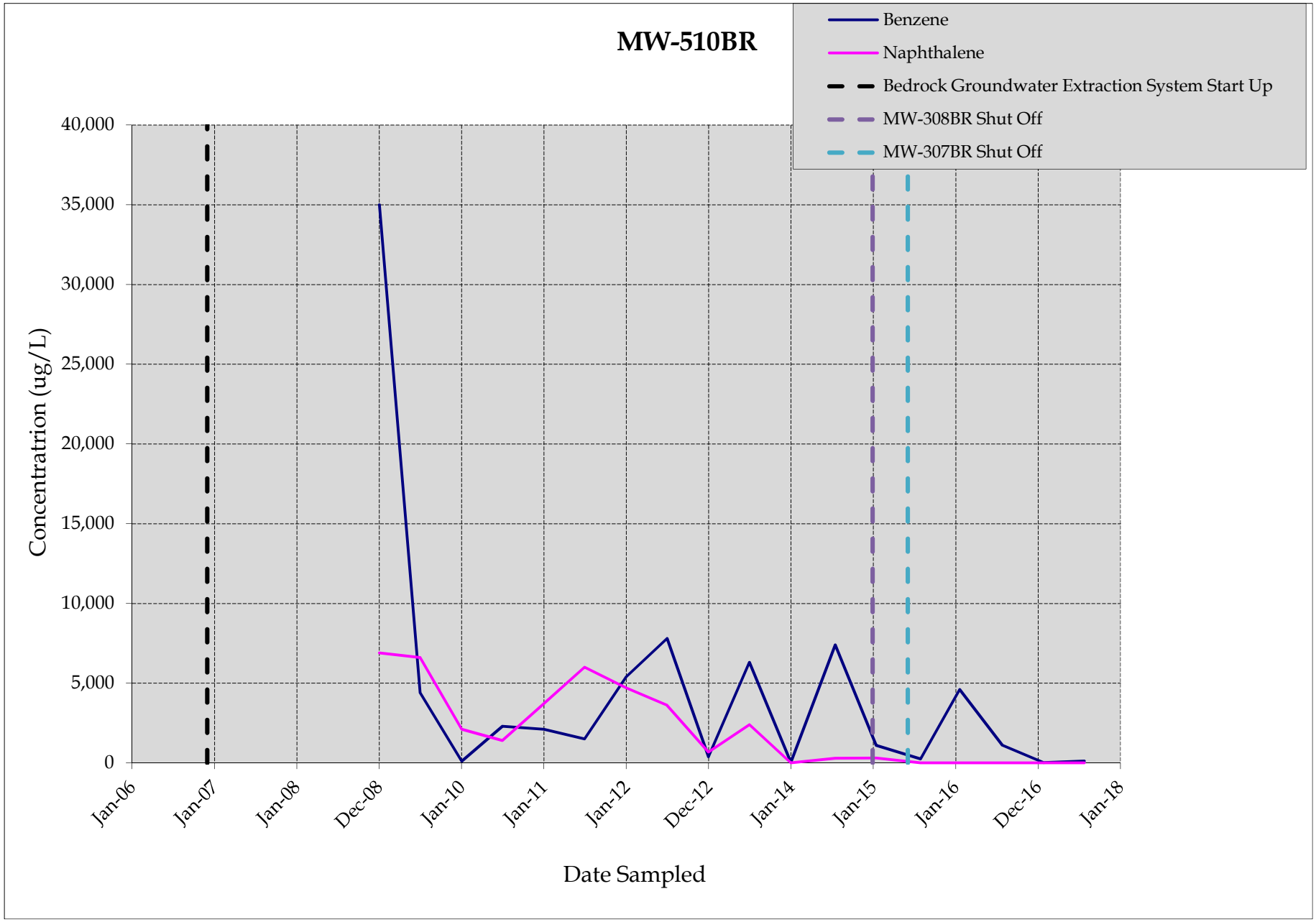

Prepared by/date: RJB 9/25/18
Checked by/date: RD 9/27/18
Appendix F

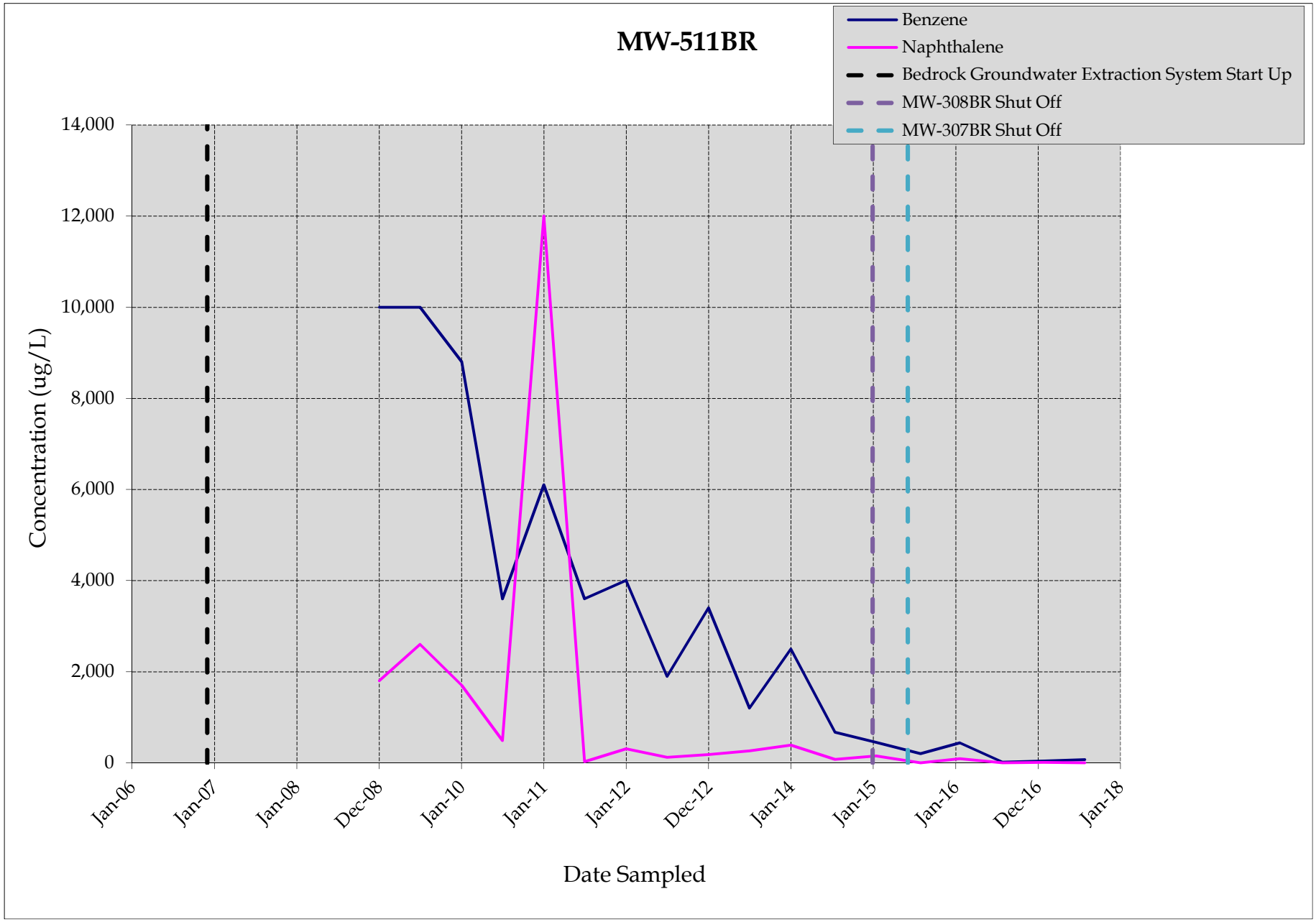

Prepared by/date: RJB 9/25/18
Checked by/date: RD 9/27/18
Appendix F

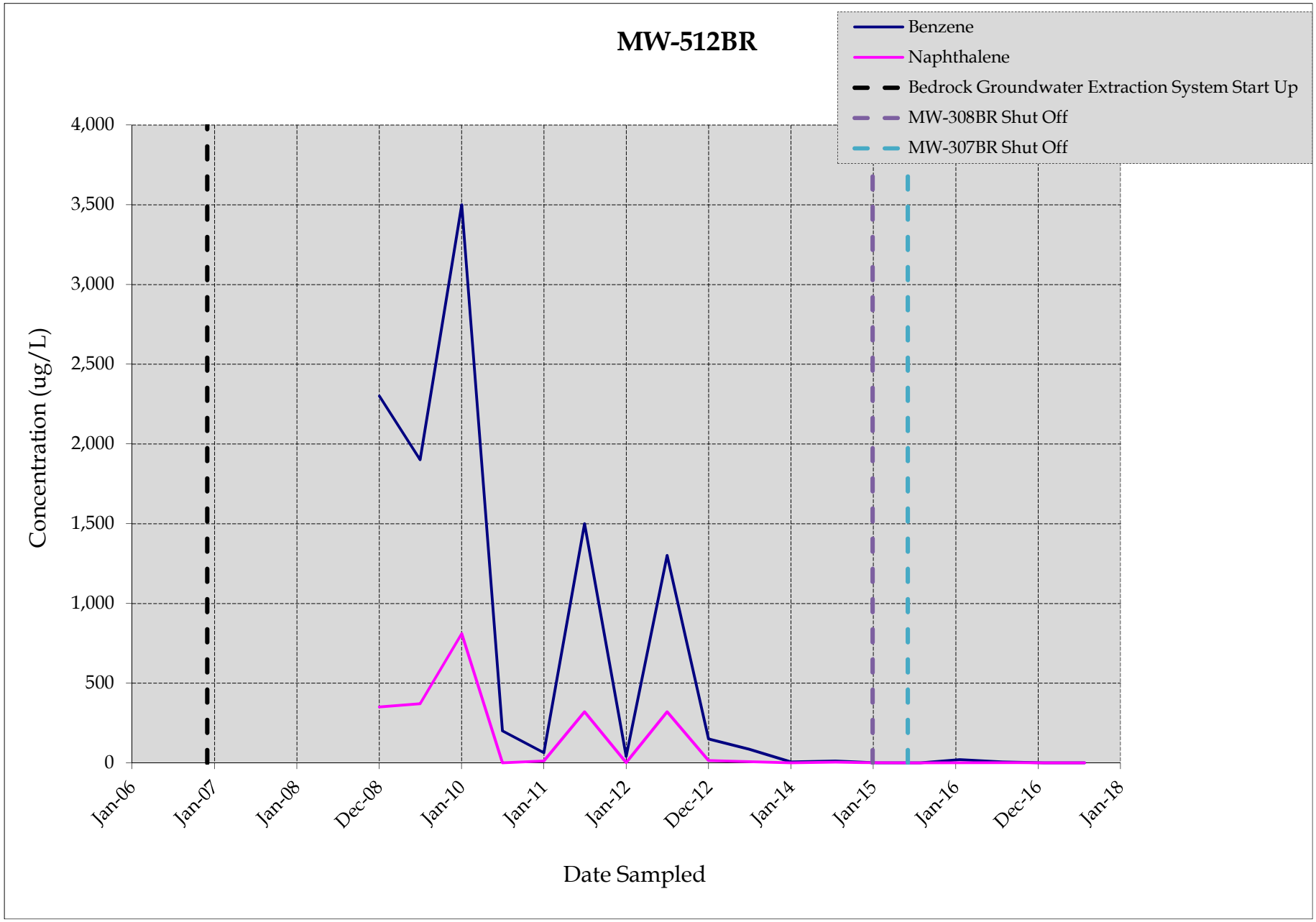

Prepared by/date: RJB 9/25/18
Checked by/date: RD 9/27/18
Appendix F

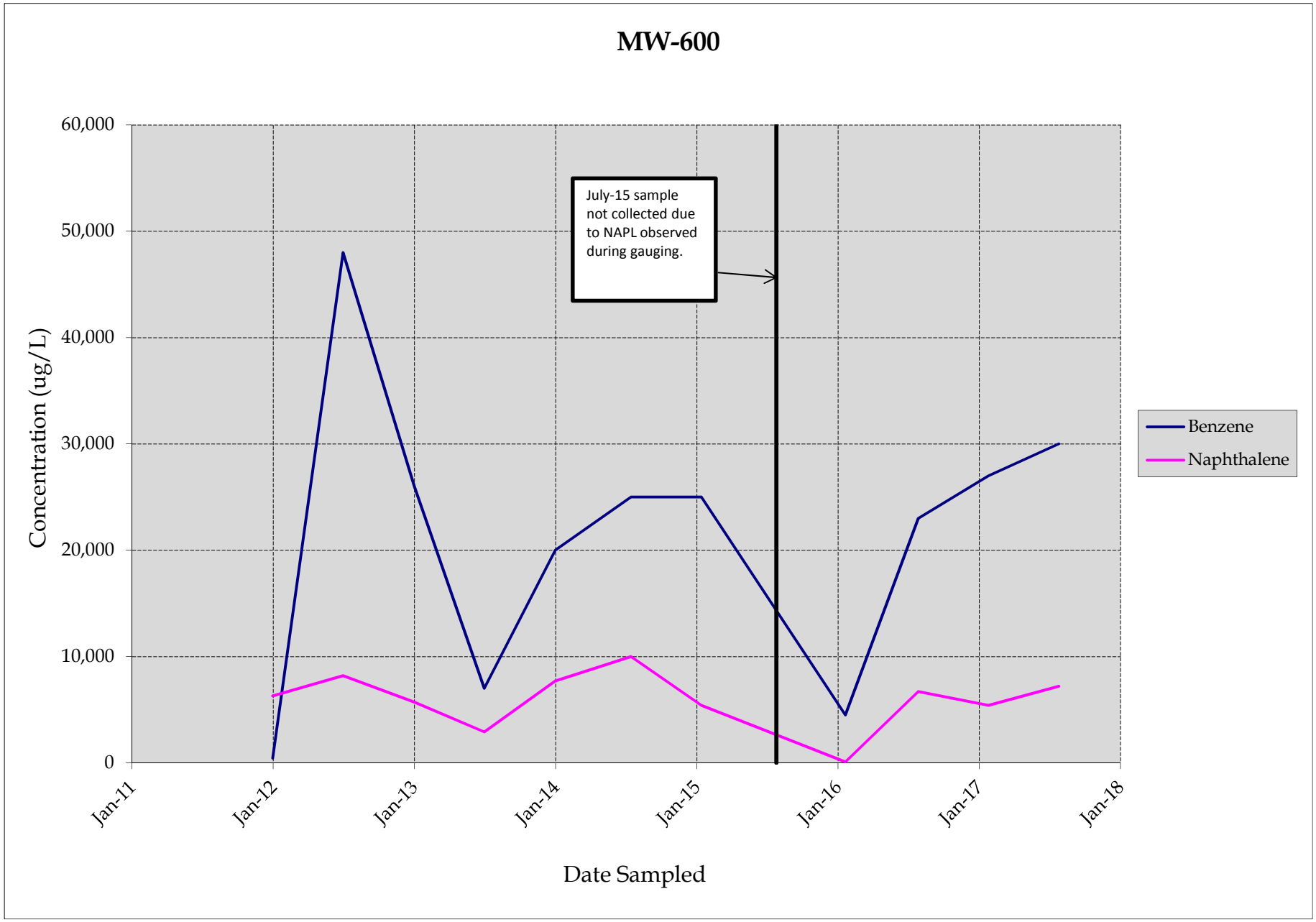

Prepared by/date: RJB 9/25/18
Checked by/date: RD 9/27/18
Appendix F

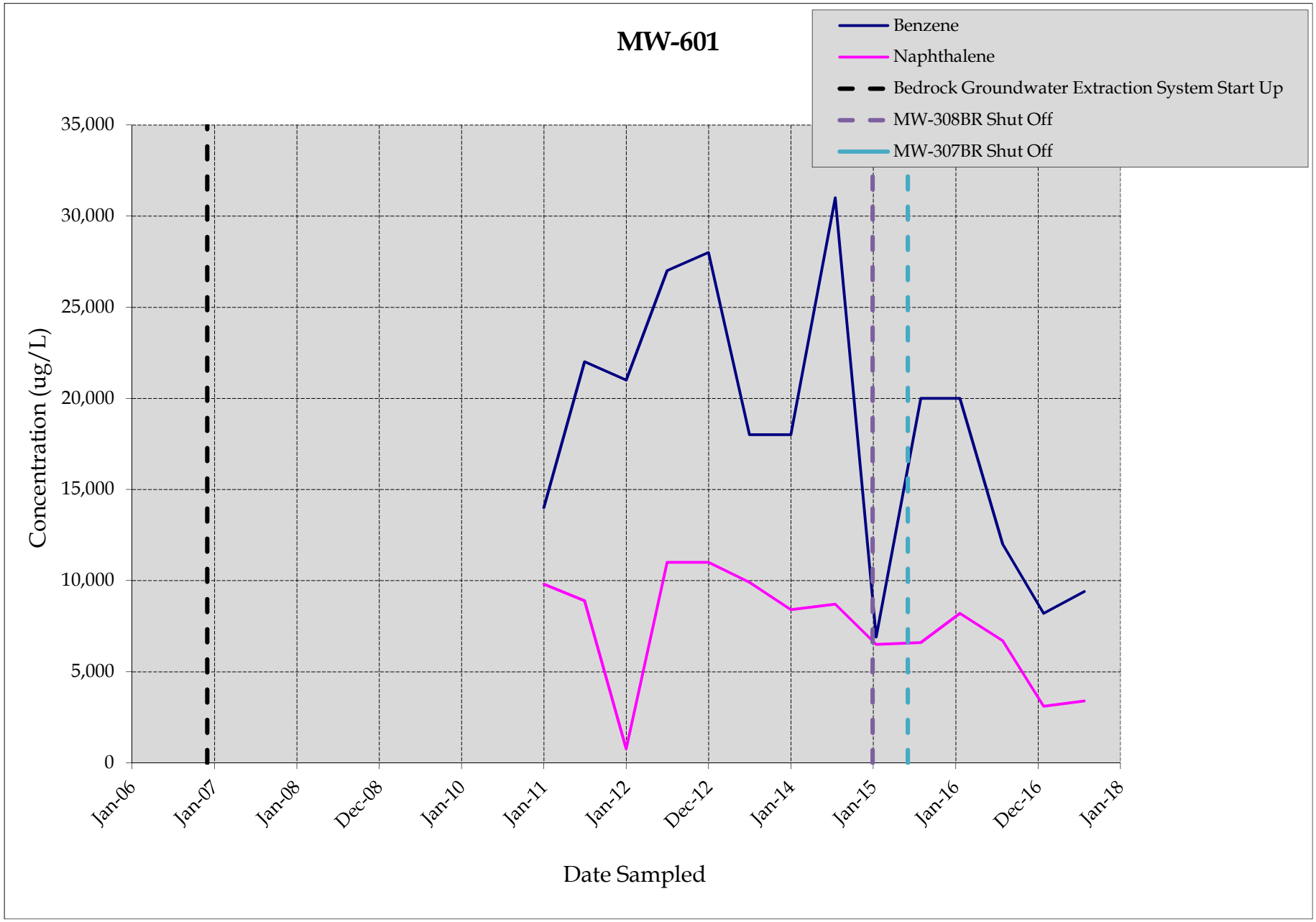

Prepared by/date: RJB 9/25/18
Checked by/date: RD 9/27/18
Appendix F

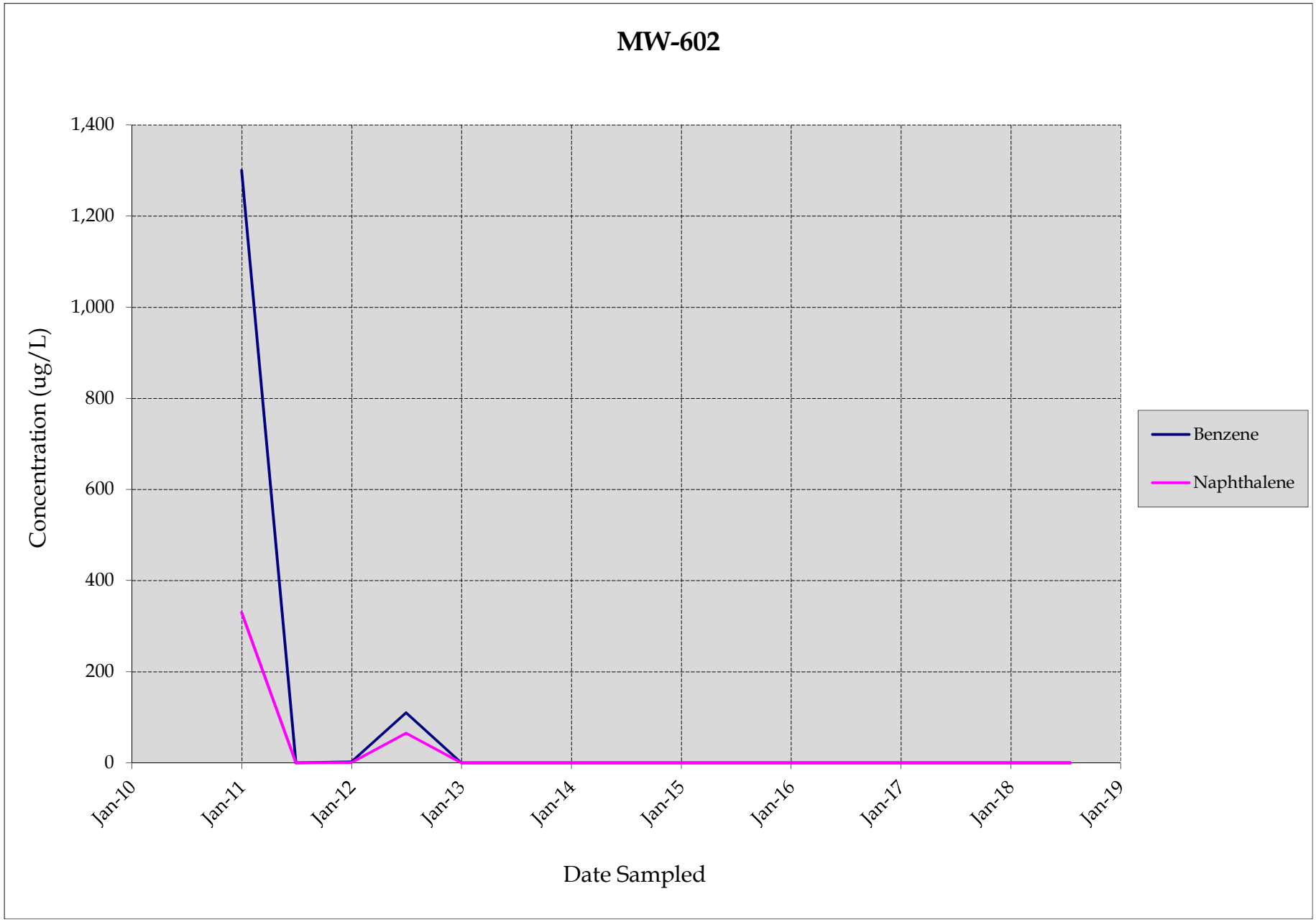

Prepared by/date: RJB 9/25/18
Checked by/date: RD 9/27/18
Appendix F

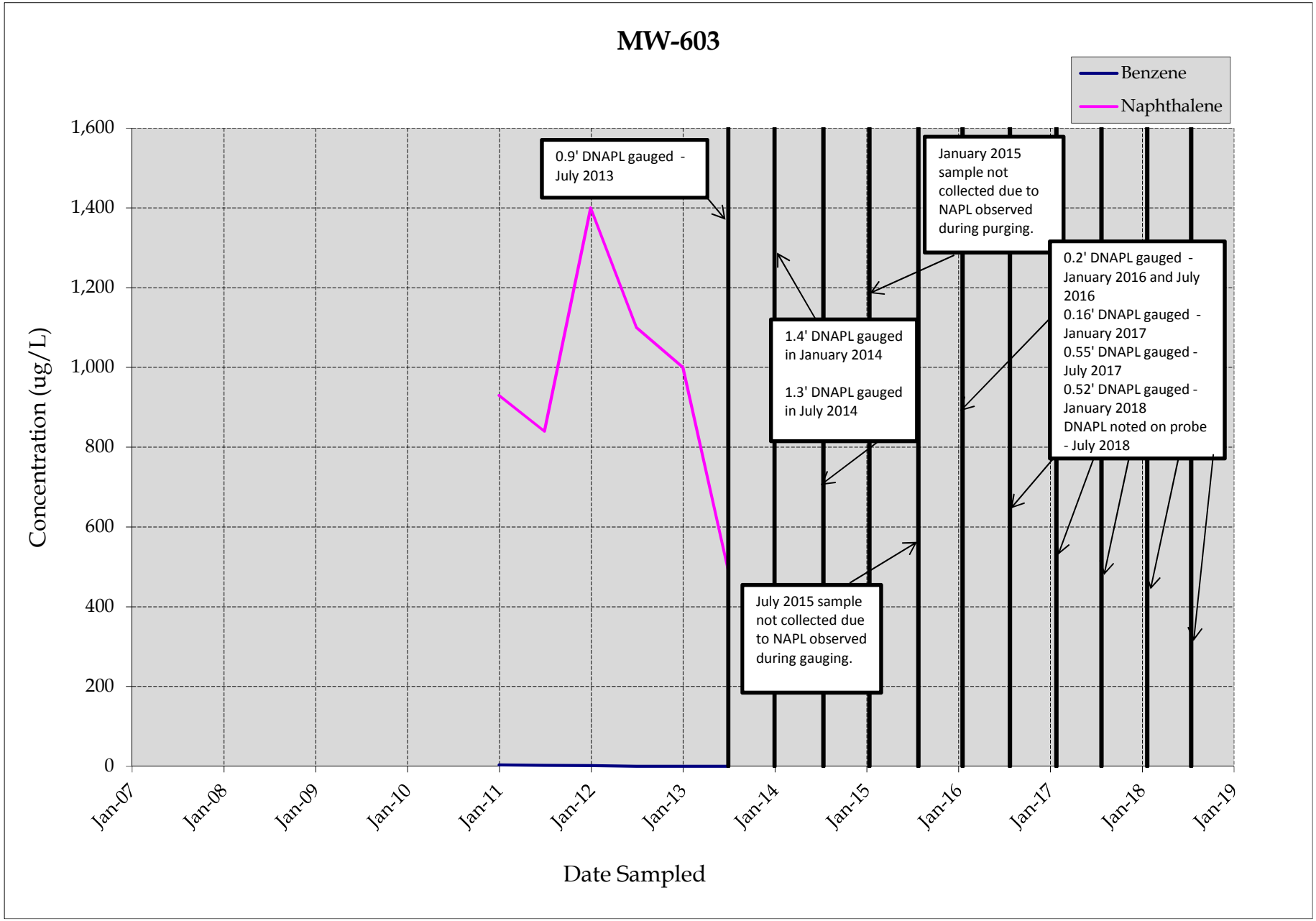

Prepared by/date: RJB 9/25/18
Checked by/date: RD 9/27/18
Appendix F

APPENDIX G

MASS REMOVAL TREND GRAPHS

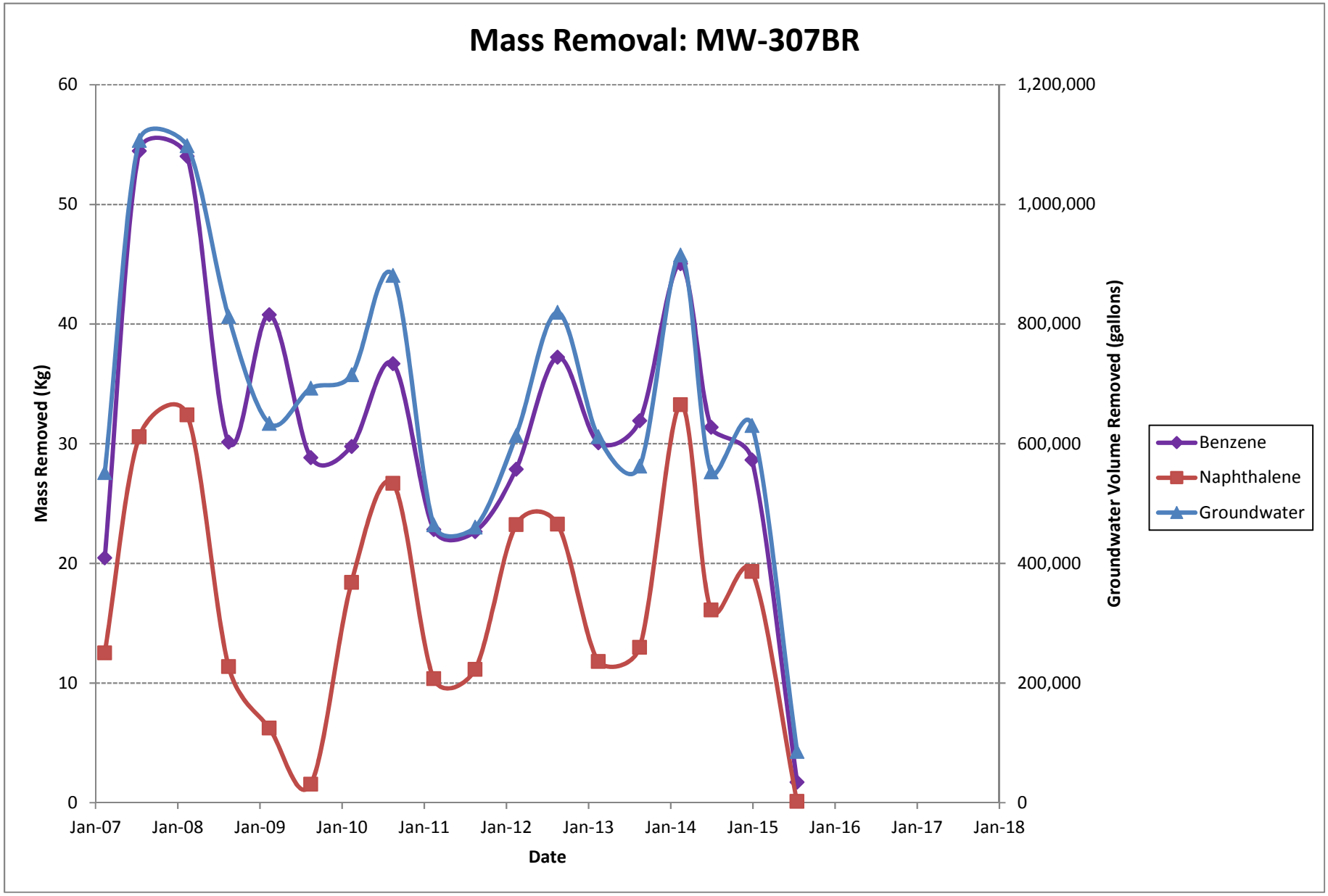

Prepared by/date: JMQ 10/29/15
Checked by/date: SAG 11/24/15

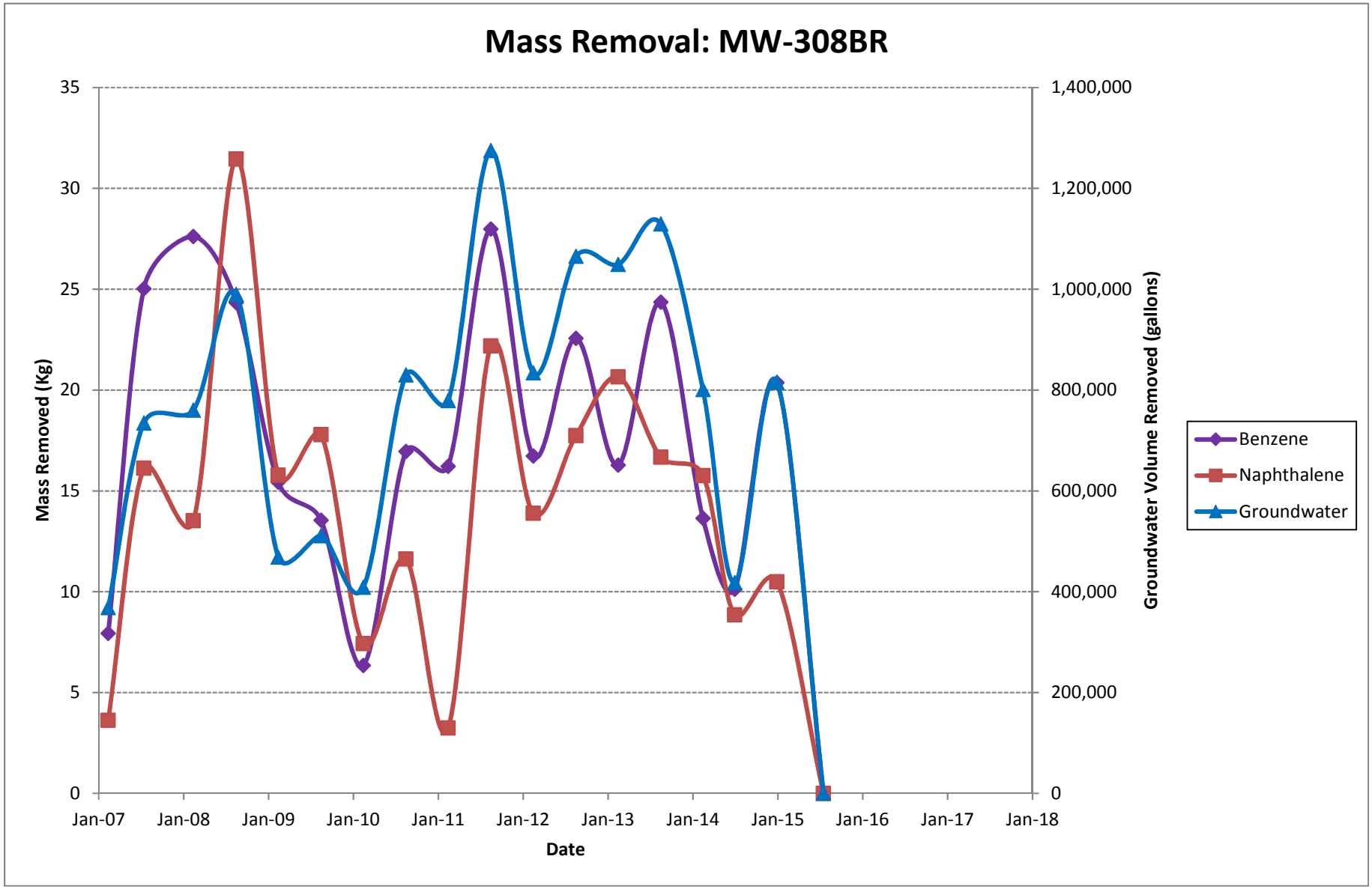

Prepared by/date: JMQ 10/29/15
Checked by and date: SAG 11/24/15

APPENDIX H

CONTINUING ACTION MONITORING PLAN INSPECTION

Photograph: 1	*North Parcel facing north-northwest*

Atlanta Gas Light Company *July 2018 CAMP Report*	wood.	*Former MGP Site* *Augusta, Georgia*

Photograph: 2	*North Parcel + Reach E South of canal facing north-northwest*

Atlanta Gas Light Company *July 2018 CAMP Report*	wood.	*Former MGP Site* *Augusta, Georgia*

Photograph: 3	*8th Street between Taylor St. and Walton Way facing north*

Atlanta Gas Light Company *July 2018 CAMP Report*	wood.	*Former MGP Site* *Augusta, Georgia*

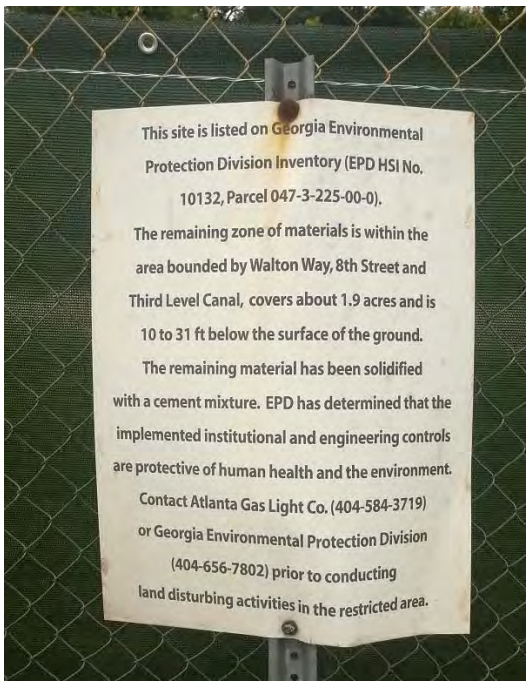

Photograph: 4	*Example of permanent signage on Northern Parcel and Carwash Property*

Atlanta Gas Light Company *July 2018 CAMP Report*	wood.	*Former MGP Site* *Augusta, Georgia*

Photograph: 5	*ROW north of Taylor St. south of Block E facing east*

Atlanta Gas Light Company *July 2018 CAMP Report*	wood.	*Former MGP Site* *Augusta, Georgia*

Photograph: 6	*ROW south of Taylor St. north of South Parcel facing east*

Atlanta Gas Light Company *July 2018 CAMP Report*	wood.	*Former MGP Site* *Augusta, Georgia*

Photograph: 7	*Parcel 362 facing east*

Atlanta Gas Light Company *July 2018 CAMP Report*	wood.	*Former MGP Site* *Augusta, Georgia*

Photograph: 8	*Parcel 340 and 341 facing west*

Atlanta Gas Light Company *July 2018 CAMP Report*	wood.	*Former MGP Site* *Augusta, Georgia*

Photograph: 9	*King Street south of Taylor Street facing south*

Atlanta Gas Light Company *July 2018 CAMP Report*	wood.	*Former MGP Site* *Augusta, Georgia*

Photograph: 10	*Walton Way west of intersection with 8th Street facing west*

Atlanta Gas Light Company *July 2018 CAMP Report*	wood.	*Former MGP Site* *Augusta, Georgia*

Photograph: 11	*Carwash Property facing west*

Atlanta Gas Light Company *July 2018 CAMP Report*	wood.	*Former MGP Site* *Augusta, Georgia*

Photograph: 12	*Parcel 764 facing northwest*

Atlanta Gas Light Company *July 2018 CAMP Report*	wood.	*Former MGP Site* *Augusta, Georgia*

Photograph: 13	*Permanent sign for underground electrical vault in intersection of 9th & Fenwick Street*

Atlanta Gas Light Company *July 2018 CAMP Report*	wood.	*Former MGP Site* *Augusta, Georgia*

Photograph: 14	*Underground electrical vault in intersection of 9th & Fenwick Street*

Atlanta Gas Light Company *July 2018 CAMP Report*	wood.	*Former MGP Site* *Augusta, Georgia*



Photograph: 15	*Fenwick Street facing east toward intersection with 8th Street*

Atlanta Gas Light Company *July 2018 CAMP Report*	wood.	*Former MGP Site* *Augusta, Georgia*

Photograph: 16	*8th Street facing south away from intersection with Fenwick Street*

Atlanta Gas Light Company *July 2018 CAMP Report*	wood.	*Former MGP Site* *Augusta, Georgia*

Photograph: 17	*Intersection of 8th and Fenwick Street*

Atlanta Gas Light Company *July 2018 CAMP Report*	wood.	*Former MGP Site* *Augusta, Georgia*

Photograph: 18	*CSX Area facing southeast*

Atlanta Gas Light Company *July 2018 CAMP Report*	wood.	*Former MGP Site* *Augusta, Georgia*

Photograph: 19	*Parcel 98 (Teresa's Warehouse) facing south*

Atlanta Gas Light Company *July 2018 CAMP Report*	wood.	*Former MGP Site* *Augusta, Georgia*

Photograph: 20	*Parcel 53.1 (Joe Thompson Parking) facing east*

Atlanta Gas Light Company *July 2018 CAMP Report*	wood.	*Former MGP Site* *Augusta, Georgia*

TABLE 1

AGLC Augusta MGP Project
Semi-Annual Monitoring Form
Type 5 Parcels (Northern Parcel)
Institutional and Engineering Controls

MONITORING ITEM	CONDITION[1]			COMMENTS
	NA	MN	IA	
TYPE 5 INSTITUTIONAL CONTROLS				
Groundwater Restriction	X			
Excavation w/in ISS Limits	X			
Land Disturbing Activities	X			
New Utility Installations	X			
Residential Use Requirements/Barrier	X			
Permanent Markers	X			Marker in temporary position during ISS
Other	X			ISS fence-line erected around property
TYPE 5 ENGINEERING CONTROLS				
Soil Cover (Condition, Disturbed, Maintained)	X			
Vegetative Cover (Condition)	X			
Functionally Equivalent Controls In-Place	X			
Other				
Monitoring Performed By: Andreas Shoredits				Date: July 20, 2018

Notes:
1 - NA - no action needed, MN- maintenance needed, IA - immediate action needed

TABLE 2

AGLC Augusta MGP Project
Semi-Annual Monitoring Form
Type 5 Property (Car Wash Area)
Institutional and Engineering Controls

MONITORING ITEM	CONDITION[1]			COMMENTS
	NA	MN	IA	
TYPE 5 INSTITUTIONAL CONTROLS				
Groundwater Restriction	X			
Excavation w/in ISS Limits	X			
Land Disturbing Activities	X			Silt fence erected along canal E bank
New Utility Installations	X			
Residential Use Requirements/Barrier	X			
Permanent Markers	X			
Other	X			ISS fence-line erected around property
TYPE 5 ENGINEERING CONTROLS				
Soil Cover (Condition, Disturbed, Maintained)	X			
Vegetative Cover (Condition)	X			
Functionally Equivalent Controls In-Place	X			
Other				
Monitoring Performed By: Andreas Shoredits				Date: July 20, 2018

Notes:
1 - NA - no action needed, MN- maintenance needed, IA - immediate action needed

TABLE 3

AGLC Augusta MGP Project

Semi-Annual Monitoring Form Type 5
Property (Georgia Power Vault)
Institutional and Engineering Controls

MONITORING ITEM	CONDITION[1]			COMMENTS
	NA	MN	IA	
TYPE 5 INSTITUTIONAL CONTROLS				
Groundwater Restriction	X			
Excavation w/in ISS Limits	X			
Land Disturbing Activities	X			
New Utility Installations	X			
Residential Use Requirements/Barrier	X			
Permanent Markers	X			
Other				
TYPE 5 ENGINEERING CONTROLS				
Soil Cover (Condition, Disturbed, Maintained)	X			
Vegetative Cover (Condition)	X			
Functionally Equivalent Controls In-Place	X			
Other				
Monitoring Performed By: Andreas Shoredits				Date: July 20, 2018

Notes:
1 - NA - no action needed, MN- maintenance needed, IA - immediate action needed

TABLE 4

AGLC Augusta MGP Project

Semi-Annual Monitoring Form
Type 4 Properties (City of Augusta Street Locations: Fenwick & 8th Streets)
Institutional and Engineering Controls
Street Right-of-Way Locations

MONITORING ITEM	CONDITION[1]			COMMENTS
	NA	MN	IA	
TYPE 4 INSTITUTIONAL CONTROLS				
Groundwater Restriction	X			
Non-Residential Restrictions	X			
Erosion	X			
Other				

Monitoring Performed By: Andreas Shoredits Date: July 20, 2018

Notes:
1 - NA - no action needed, MN- maintenance needed, IA - immediate action needed

TABLE 4-2

AGLC Augusta MGP Project

Semi-Annual Monitoring Form
Type 4 Properties (City of Augusta Street Location: Walton Way)
Institutional and Engineering Controls
Street Right-of-Way Location

MONITORING ITEM	CONDITION[1]			COMMENTS
	NA	MN	IA	
TYPE 4 INSTITUTIONAL CONTROLS				
Groundwater Restriction	X			
Non-Residential Restrictions	X			
Erosion	X			
Other	X			ISS fence-line erected along south ROW
Monitoring Performed By: Andreas Shoredits				Date: July 20, 2018

Notes:
1 - NA - no action needed, MN- maintenance needed, IA - immediate action needed

TABLE 4-3

AGLC Augusta MGP Project

Semi-Annual Monitoring Form
Type 4 Properties (City of Augusta Street Location: 8th Street)
Institutional and Engineering Controls
Street Right-of-Way Location

MONITORING ITEM	CONDITION[1]			COMMENTS
	NA	MN	IA	
TYPE 4 INSTITUTIONAL CONTROLS				
Groundwater Restriction	X			
Non-Residential Restrictions	X			
Erosion	X			
Other				
Monitoring Performed By: Andreas Shoredits				Date: July 20, 2018

Notes:
1 - NA - no action needed, MN- maintenance needed, IA - immediate action needed

TABLE 4-4

AGLC Augusta MGP Project

Semi-Annual Monitoring Form
Type 4 Properties (Taylor Street)
Institutional and Engineering Controls
Street Right-of-Way Locations (north and south of Taylor Street)

MONITORING ITEM	CONDITION[1]			COMMENTS
	NA	MN	IA	
TYPE 4 INSTITUTIONAL CONTROLS				
Groundwater Restriction	X			
Non-Residential Restrictions	X			
Erosion	X			
Other	X			ISS fence-line erected along northern ROW

Monitoring Performed By: Andreas Shoredits Date: July 20, 2018

Notes:
1 - NA - no action needed, MN- maintenance needed, IA - immediate action needed

TABLE 4-5

AGLC Augusta MGP Project

Semi-Annual Monitoring Form
Type 4 Properties (City of Augusta Street Location: King Street)
Institutional and Engineering Controls
Street Right-of-Way Locations

MONITORING ITEM	CONDITION[1]			COMMENTS
	NA	MN	IA	
TYPE 4 INSTITUTIONAL CONTROLS				
Groundwater Restriction	X			
Non-Residential Restrictions	X			
Erosion	X			
Other				
Monitoring Performed By: Andreas Shoredits				Date: July 20, 2018

Notes:
1 - NA - no action needed, MN- maintenance needed, IA - immediate action needed

TABLE 5-1

AGLC Augusta MGP Project
Semi-Annual Monitoring Form
Type 4 Properties (Parcel 53.1)
Institutional and Engineering Controls
Street Right-of-Way Locations

MONITORING ITEM	CONDITION[1]			COMMENTS
	NA	MN	IA	
TYPE 4 INSTITUTIONAL CONTROLS				
Groundwater Restriction	X			
Non-Residential Restrictions	X			
Erosion	X			
Other	X			Drainage to canal becoming clogged & bags missing
Monitoring Performed By: Andreas Shoredits				Date: July 20, 2018

Notes:
1 - NA - no action needed, MN- maintenance needed, IA - immediate action needed

TABLE 5-2

AGLC Augusta MGP Project

Semi-Annual Monitoring Form
Type 4 Properties (Parcel 98)
Institutional and Engineering Controls
Street Right-of-Way Locations

MONITORING ITEM	CONDITION[1]			COMMENTS
	NA	MN	IA	
TYPE 4 INSTITUTIONAL CONTROLS				
Groundwater Restriction	X			
Non-Residential Restrictions		X		Chain-link fence broken in SW corner
Erosion	X			
Other				
Monitoring Performed By: Andreas Shoredits				Date: July 20, 2018

Notes:
1 - NA - no action needed, MN- maintenance needed, IA - immediate action needed

TABLE 5-3

AGLC Augusta MGP Project

Semi-Annual Monitoring Form
Type 4 Properties (Parcel 764)
Institutional and Engineering Controls
Street Right-of-Way Locations

MONITORING ITEM	CONDITION[1]			COMMENTS
	NA	MN	IA	
TYPE 4 INSTITUTIONAL CONTROLS				
Groundwater Restriction	X			
Non-Residential Restrictions	X			
Erosion	X			
Other				
Monitoring Performed By: Andreas Shoredits				Date: July 20, 2018

Notes:
1 - NA - no action needed, MN- maintenance needed, IA - immediate action needed

TABLE 5-4

AGLC Augusta MGP Project

Semi-Annual Monitoring Form
Type 4 Properties (Parcel 362)
Institutional and Engineering Controls
Street Right-of-Way Locations

MONITORING ITEM	CONDITION[1]			COMMENTS
	NA	MN	IA	
TYPE 4 INSTITUTIONAL CONTROLS				
Groundwater Restriction	X			
Non-Residential Restrictions	X			
Erosion	X			
Other				
Monitoring Performed By: Andreas Shoredits				Date: July 20, 2018

Notes:
1 - NA - no action needed, MN- maintenance needed, IA - immediate action needed

TABLE 5-5

AGLC Augusta MGP Project

Semi-Annual Monitoring Form Type 4
Properties (Parcel 340 and 341)
Institutional and Engineering Controls
Street Right-of-Way Locations

MONITORING ITEM	CONDITION[1]			COMMENTS
	NA	MN	IA	
TYPE 4 INSTITUTIONAL CONTROLS				
Groundwater Restriction	X			
Non-Residential Restrictions	X			
Erosion	X			
Other				
Monitoring Performed By: Andreas Shoredits				Date: July 20, 2018

Notes:
1 - NA - no action needed, MN- maintenance needed, IA - immediate action needed

TABLE 5-6

AGLC Augusta MGP Project

Semi-Annual Monitoring Form
Type 4 Properties (CSX Area)
Institutional and Engineering Controls
Street Right-of-Way Locations

MONITORING ITEM	CONDITION[1]			COMMENTS
	NA	MN	IA	
TYPE 4 INSTITUTIONAL CONTROLS				
Groundwater Restriction	X			
Non-Residential Restrictions	X			
Erosion	X			
Other				
Monitoring Performed By: Andreas Shoredits				Date: July 20, 2018

Notes:
1 - NA - no action needed, MN- maintenance needed, IA - immediate action needed

APPENDIX E

WATER USAGE SURVEY

Water Usage Survey

Atlanta Gas Light Company
Former Manufactured Gas Plant Site
Augusta, Richmond County, Georgia
HSI No. 10132
Project No. 6122140098

Prepared for:

Atlanta Gas Light Company

Ten Peachtree Pl NE, 17th Floor, Atlanta, Georgia 30309

10/31/2018

Water Usage Survey

Former Manufactured Gas Plant Site
Augusta, Richmond County, Georgia
HIS No. 10132
Project No. 6122140098

Prepared for:

Atlanta Gas Light Company
Ten Peachtree Pl NE, 17th Floor, Atlanta, Georgia 30309

Prepared by:

Wood Environment and Infrastructure Solutions, Inc.
1075 Big Shanty Rd. NW
Suite 100
Kennesaw, Georgia 30144
United States

October 31, 2018

TABLE OF CONTENTS

1.0 INTRODUCTION 1
2.0 BACKGROUND 2
3.0 WATER USAGE SURVEY 3
3.1 INFORMATION SOURCES 3
3.2 PREVIOUS REPORTS 4
3.3 PUBLIC INFORMATION RESULTS 7
3.4 GENERAL AREA RECONNAISSANCE 8
4.0 CONCLUSIONS 10
5.0 REFERENCES 11

LIST OF FIGURES

Figure 1 Water Usage Survey Map

LIST OF ATTACHMENTS

Attachment 1 EDR Report
Attachment 2 City of Augusta Water Department Well Location Map and Communication
Attachment 3 Georgia Regents University Site Map

1.0 INTRODUCTION

A water usage survey has been completed by Wood Environment & Infrastructure Solutions, Inc. (Wood), on behalf of Atlanta Gas Light Company, for the Former Manufactured Gas Plant property located at 807 Walton Way in Augusta, Richmond County, Georgia. The survey consisted primarily of a review of readily available local, state and federal information regarding drinking water wells and drinking water intakes for the area lying within one mile of the subject site, a driving reconnaissance, and interviews with personnel at City of Augusta Utilities Department.

2.0 BACKGROUND

The subject site is located within the boundaries of the Urban Services District. The Urban Services District is defined by the Augusta-Richmond County Code as "that area of Richmond County coterminous with the corporate limits of the former City of Augusta as said corporate limits existed as of December 31, 1995." According to the Augusta-Richmond County Code Section 3-7-43, it is unlawful to dig, operate, or maintain any well for the purposes of producing water except those wells which are recommended to be permitted by the commissioner of public works and approved by the Commission. The wells are to be for the exclusive use of providing water for medical or municipal purposes and are subject to approval of the Richmond County Health Department.

During environmental investigations, dissolved phase impacts to groundwater were identified in multiple locations on the subject property. In support of the development of proposed institutional controls to be implemented at the subject site as part of the Voluntary Remediation Program, Wood updated the survey of drinking water wells and surface water intakes which might be present within one mile of the site. Currently the subject site is undergoing remediation via in situ stabilization (ISS) which began August 2018 and is projected to be completed in March 2020.

3.0 WATER USAGE SURVEY

The findings of the water usage survey are detailed in the following sections. Wood considered the one-mile distance to extend in all directions from the edges of the area encompassing the maximum extent of the dissolved phase impacts identified on the subject site as shown on Figure 1. Note that the one-mile radius is within the Urban Services District (i.e. city limits).

The Savannah River is located approximately 4,000 feet north-northeast of the subject site. The river forms the boundary between Georgia and South Carolina and is considered a hydrogeologic barrier. Therefore, drinking water sources in South Carolina were not researched. Water for Augusta's system is obtained either from the Savannah River via the Augusta Canal, upstream of the subject site or groundwater obtained from the Basal Cretaceous Aquifer. The Basal Cretaceous Aquifer is situated below the Upper Cretaceous Aquifer which is not developed as a significant groundwater source. Wells that tap the Basal Cretaceous Aquifer are located south and southeast of the city and are not located downgradient of the subject site.

3.1 INFORMATION SOURCES

Wood initially assessed the potential presence of drinking water sources in the site area by a review of publicly available information sources listed below:

- The Hydrogeology of the Coastal Plain Strata of Richmond and Northern Burke Counties, Georgia, Georgia Department of Natural Resources (DNR) Environmental Protection Division (EPD) Georgia Geologic Survey (GGS), Information Circular 61;
- EDR radius report with three-mile well search in 2016 and one-mile well search for 2017 and 2018 updates;
- Georgia EPD Hazardous Site Inventory/Hazardous Site Response Act (HSI/HSRA) file review;
- City of Augusta, Georgia Utilities Department;
- Report of Groundwater Usage Survey, MACTEC Engineering and Consulting, Inc., dated May 5, 2009;
- Water Usage Survey, Amec Foster Wheeler, dated 2015; dated 2016, and dated 2017

Wood also attempted to physically locate wells noted within one mile of the subject property, based on the records review, by performing a vehicular reconnaissance (windshield survey) of the area. We also attempted to visually identify any evidence of private wells (i.e. wellheads, pump houses) while performing the area reconnaissance.

3.2 PREVIOUS REPORTS

Report of Groundwater Usage Survey, MACTEC Engineering and Consulting, Inc., dated May 5, 2009.

The 2009 report identified one irrigation well within one mile of the subject site. This well, located approximately 0.6 miles north-northwest of the subject site, was originally used for cooling of machinery in a textile mill (Riverside Mills). The textile mill was reportedly destroyed by fire in the late 1970s or early 1980s. The property was redeveloped as garden areas for the Georgia Golf Hall of Fame, and the well was utilized for irrigation of the butterfly garden areas from approximately 2001 to 2004. In 2007, the gardens were closed. The property appeared to be overgrown and abandoned during the time of our recent area reconnaissance.

Water Usage Survey, Amec Foster Wheeler, dated 2015.

The records review and general area reconnaissance search identified no active wells or surface water intakes used for drinking water within a one-mile radius of the subject site. The properties surrounding the subject site are supplied with municipal water.

Water Usage Survey, Amec Foster Wheeler, dated 2016.

The records review and general area reconnaissance search identified no active wells or surface water intakes used for drinking water within a one-mile radius of the subject site. The properties surrounding the subject site are supplied with municipal water. The well usage surveys identified one irrigation well within 1 mile of the site. The Riverside Mill irrigation well was located northwest of site, side gradient, and not hydrologically connected to the site groundwater. The former Riverside Mill/Georgia Golf Hall of Fame/Augusta Botanical garden is currently being redeveloped as the Georgia Cyber Innovation and Training center as part of Augusta University's Riverfront Campus. The irrigation water well was no longer in service for garden irrigation and was properly abandoned in early 2017. A site survey revealed no other water wells on the property.

GA EPD File Review Summary

In 2016 Amec Foster Wheeler requested a GeoCheck Radius report from Environmental Data Resources (EDR) in order to identify Hazardous Site Response Act (HSRA) notifications near the site which may have conducted groundwater well surveys. In addition, a physical setting source

report was also requested to identify potential receptors within a three-mile radius of the site. These reports from EDR search federal and state databases and are provided as Attachment 1. Based on the EDR report, eleven HSRA notifications were reviewed in the EPD files. EPD was unable to locate any files for W.C. Caye Property and Holox Welding Supplies listed in the EDR report. Below is a summary of the EPD file reviews.

1) Mcteer Food and Fuel, HSI #10916

- Located at 1237 Gordon Highway Augusta GA
- Notification Date December 30, 2010 of lead in soil
- GAEPD performed a field inspection and drinking water well survey on February 1, 2011
    - Letter received December 30, 2011 from Logic Environmental dated December 21, 2010 stated a residential drinking water well was reported at 2062 Walnut Street, however a private drinking water well could not be located within a 3-mile radius of the site
- Survey did not reveal the location of any drinking water wells within 3 miles of site.

2) D'Antignac Street

- Located at 916 D'Antignac Street, Augusta GA
- Notification Date May 3, 2002 for PCE in groundwater due to historic Level Two Canal crossing property
- GAEPD memorandum dated August 16, 2002 states numerous drinking water surveys were conducted within four miles of site. The surveys confirmed that all homes within one mile of site are connected to a county drinking water supply. GAEPD drinking water wells database shows the city water wells are located more than 2 miles southwest of the site.
- Survey did not reveal the location of any drinking water wells within 2 miles of site.

3) Garden Walk Apartments

- Located at 701 Hall Street, Augusta GA
- Notification Date June 2, 2010 for release of VOCs to groundwater due to off-site sources though vapor intrusion study showed no onsite building impacts
- Notification form states distance to well or spring as 1 to 2 miles
- A well survey was conducted by AEI on March 30, 2010 concluding no wells within 1 mile of site
- EPD correspondence July 15, 2010 concludes no wells within 1 mile of site.

4) Twiggs Street

- Located at 1210 Twiggs Street, Augusta GA
- Notification Date September 19, 2008 for release of VOCs to groundwater

- A well survey was conducted by Advanced Environmental Management Inc. on August 19, 2008 concluding no wells within 1 mile of site
- EPD well database map dated August 11, 2008 concludes no wells within 1 mile of site.

5) Former Barton Building

- Located at 1225 D'Antignac Street, Augusta GA
- Notification Date May 12, 2005 for release of VOCs to groundwater and soil
- Reconnaissance and well survey was conducted by GAEPD on June 13, 2005 which concluded based on USGS well survey map the nearest known well is 1 to 2 miles from the site identified as Archer Daniels, an industrial well.

6) Elliott Funeral Home

- Located at 1128 Telfair Street, Augusta GA
- Notification Date August 25, 2015 for release of formaldehyde to soil
- GAEPD memorandum dated September 25, 2015 concluded numerous well searches have been conducted in the vicinity, and while unused wells are indicated to be within 1 mile of the site, there are no known drinking water wells nearby. USGS well survey map shows the nearest known well is 1 to 2 miles from the site identified as Archer Daniels, an industrial well.

7) Kinsey Auto

- Located at 508 – 528 13th Street, Augusta GA
- Notification Date March 5, 2009 for VOCs and SVOCs in groundwater
- GAEPD trip report dated May 4, 2009 concluded a three-mile windshield well survey identified no wells and residents in the area are served by city water. USGS well survey map shows the nearest known well is 1 to 2 miles from the site identified as Archer Daniels, an industrial well.

8) Former Georgia Golf

- Located at One 11th Street, Augusta GA
- Notification Date August 17, 2010 for barium and benzene in groundwater and metals in soil
- Designated areas exceeding notification concentration and residential risk reduction standards were excavated between May and July 2016 for remediation of site, based on Amec Foster Wheeler's Report of Environmental Soil Assessment and Remediation dated August 31, 2016
- GAEPD well survey completed for August 17, 2010 release notification concludes nearest drinking water well is greater than two miles from the site. GAEPD correspondence dated September 2, 2016 concluded the nearest drinking water well located greater than two miles away from site. USGS well survey map shows the nearest known well is 2 to 3 miles from the site identified as Archer Daniels, an industrial well

9) Phoenix Oil

- Located at 625 Fifth Street, Augusta GA
- Notification Date October 12, 2006 for VOCs in soil
- Correspondences with Teresa Hardy dated August 4, 2006 state no active public water system sources were found to be located within three-mile radius of site.
- Correspondences in 2006 with Mr. Blount, Director of Augusta Water Lab states that the intake on the Savannah River for the Augusta Richmond county Water System is located approximately five miles northwest of the site and that there are no public water wells within the applicable search radius and no private wells within the August city limits.
- GAEPD well survey concludes no drinking water wells within three miles from the site based on GAEPD well map dated October 23, 2006. USGS well survey map shows the nearest known well is 1 to 2 miles from the site identified as Archer Daniels, an industrial well.

10) 626 Thirteenth Street

- Located 0.515 miles from site at 626 Thirteenth Street
- Notification Date July 11, 2000
- Two unknown use wells identified in associated with Hotel Bonaire and Riverside Mill. According to the notification form, the maintenance superintendent of the Bonaire had no knowledge of any wells and a November 18, 1996 phone log by John Hetrick indicates the Bonaire uses public water and has no drinking water well. In addition, Riverside Mill was torn down for construction of the Georgia Golf Hall of Fame and could not be located during the site reconnaissance.
- Survey did not reveal the location of any drinking water wells within 2 miles of site.

11) Burch Lowe Site

- Located 0.684 miles from site at 520 Reynolds Street
- Notification Date Dec 23, 1994
- Officials from both the city of Augusta, GA and North Augusta, SC stated that there were no public or private wells within their city limits and that private wells were illegal
- Richmond County officials state the only drinking water well within 3-mile radius of site is at Castleberry's Food Company, eight-inch diameter extending 441 feet.

3.3 PUBLIC INFORMATION RESULTS

The public records review identified one groundwater well within one mile of the subject property (Figure 1). The description of the well was Riverside Mills with a depth of 265 feet and an unknown use reported. This well location was associated with irrigation at the former botanical gardens for the Georgia Golf Hall of Fame/Augusta Botanical Gardens. This well was abandoned in early 2017 in preparation for site redevelopment as the Georgia Cyber Innovation

and Training Center. No surface water intakes were identified within the search distance. Numerous federal and state water wells were reported within a three-mile radius of the site, and no public water supply system wells were reported.

Current well usage surveys identified two other wells over 1 mile in the vicinity of the site. The Archer Daniels well, an industrial well approximately 68 feet deep is located south of the site, side gradient, and not hydrologically connected to the site groundwater. The USGS well 30BB51, W.H. Green Well 43, unknown use approximately 270 feet deep constructed in 1900 is located northeast of the site and considered side gradient and is not hydrologically connected to the site groundwater.

Wood contacted the City of Augusta Utilities Department to obtain additional information regarding possible well locations and surface water intakes in the site vicinity. Ms. Michelle Brice of the City of Augusta Utilities Department indicated that to her knowledge there are no properties within the city limits that utilize private wells for drinking water. According to the City of Augusta Utilities Department website (Augusta Water, 2018) and a well location map provided by Ms. Michelle Brice, dated October 4, 2018 (Attachment 2), the City obtains its water from both surface and groundwater sources, and all water intake stations are located outside a one-mile radius from the site. Water for Augusta's system is obtained either from the Savannah River via the Augusta Canal, upstream of the subject site or groundwater obtained from the Basal Cretaceous Aquifer. The Basal Cretaceous Aquifer is situated below the Upper Cretaceous Aquifer which is not developed as a significant groundwater source. Wells that tap the Basal Cretaceous Aquifer are located south and southeast of the city and are not located downgradient of the subject site.

3.4 GENERAL AREA RECONNAISSANCE

On October 3, 2018, a general reconnaissance of the area within a one-mile radius of the subject property boundaries was performed. The reconnaissance involved visual observations from public roadways. No new wells were identified in the 2018 desk top review or site reconnaissance. Municipal water meters were observed at residences and commercial structures

in the survey area. A reference map from Georgia Regents University, included as Attachment 3, in 2017 identified an abandoned well on the northeast side of the property and a well on the northwest side of the property (identified as the unlocatable well on Figure 1). In 2017 site reconnaissance identified a concrete sump which may have been identified as a well on the survey. In 2018, no well was observed at the northwest side of the property, now identified as Georgia Cyber Innovations.

4.0 CONCLUSIONS

Based on the data obtained during the water usage survey, Wood offers the following conclusions:

- The groundwater flow beneath the site is interpreted to the east southeast in general based on surface topography and local potentiometric data.
- The records review and general area reconnaissance search identified no active wells or surface water intakes used for drinking water within a one-mile radius of the subject site.
- Current well usage surveys identified only one irrigation well within 1 mile of the site
    - Riverside Mill was an irrigation well located northwest of site, side gradient, and not hydrologically connected to the site groundwater. This well location was associated with irrigation at the former botanical gardens for the Georgia Golf Hall of Fame/Augusta Botanical Gardens. This well was abandoned in early 2017 in preparation for site redevelopment as the Georgia Cyber Innovation and Training Center.
- Current well usage surveys identified two other wells within the 1- to 2-mile vicinity of the site:
    - Archer Daniels, an industrial well located southwest of site, side gradient, and not hydrologically connected to the site groundwater
    - USGS Well 30BB51, W.H. Green Well 43, located northeast of the site and not hydrologically connected to the site groundwater.
- EDR identified 13 HSRA notification sites in the vicinity of the site. Wood reviewed EPD files for 11 of these sites (EPD could not locate files for two of the sites), which confirmed the findings of the current and past water usage survey conducted for the AGL site.
    - Castleberry Foods, located over 1 mile southwest of the site, was identified in a 1994 HSRA Notification for the Burch Lowe Site as having a drinking water well. Wood's field reconnaissance showed the site was vacant, but the status of the well could not be ascertained. The well does not appear to be hydraulically connected to site groundwater.
- The properties surrounding the subject site are supplied with municipal water. According to the Augusta-Richmond County Code Section 3-7-43, it is unlawful to dig, operate, or maintain any well for the purposes of producing water except those wells which are recommended to be permitted by the commissioner of public works and approved by the Commission. The wells are to be for the exclusive use of providing water for medical or municipal purposes and are subject to approval of the Richmond County Health Department. No permitted special use wells were identified within a one-mile radius of the subject site.

5.0 REFERENCES

Augusta Water - Commitment. City of Augusta Utilities Department. http://www.augustaga.gov/1104/Augusta-Water Accessed October 5, 2018.

FIGURES

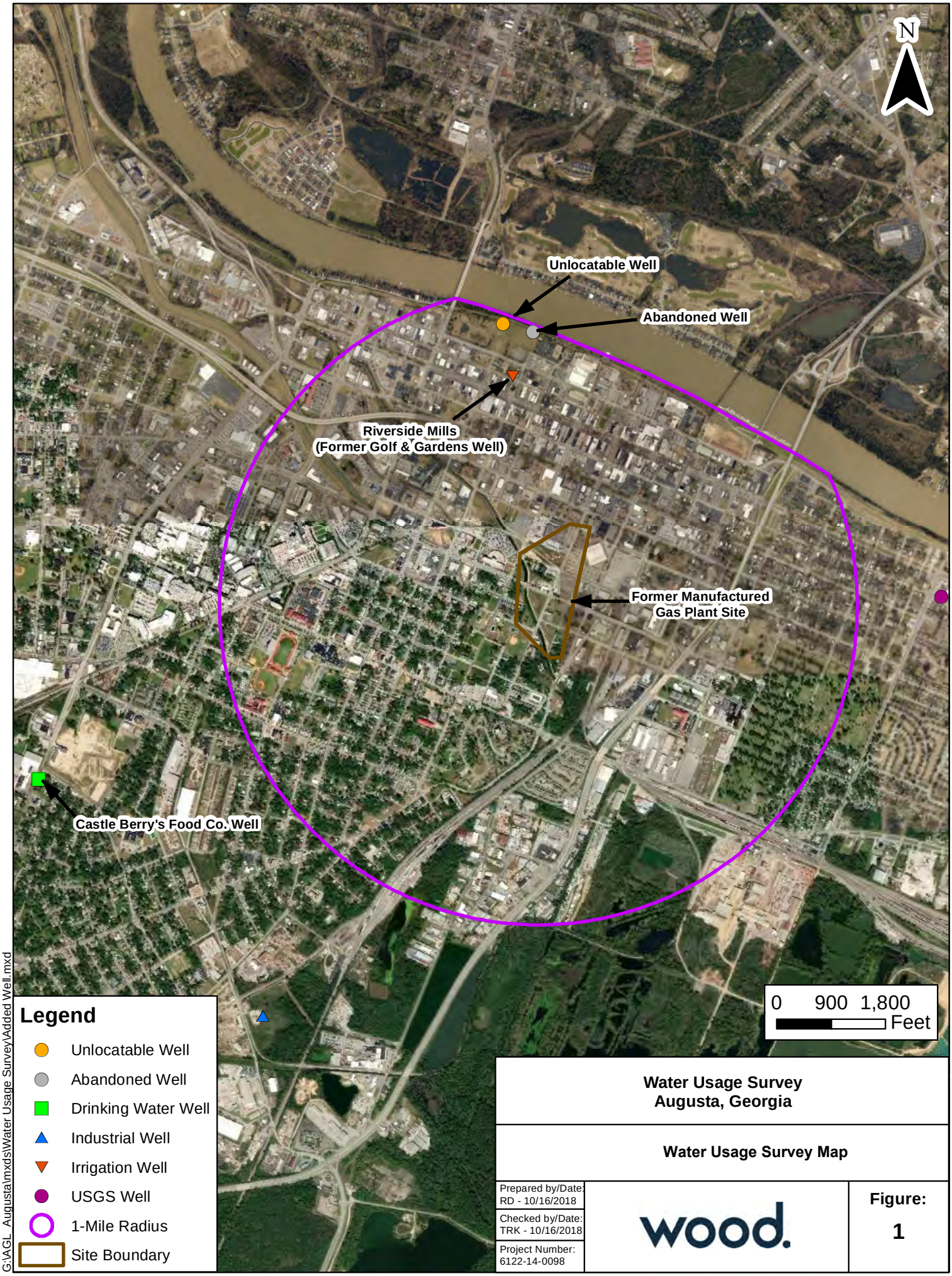

Water Usage Survey
Augusta, Georgia

Water Usage Survey Map

Prepared by/Date:
RD - 10/16/2018

Checked by/Date:
TRK - 10/16/2018

Project Number:
6122-14-0098

wood.

Figure:
1

G:\AGL_Augusta\mxds\Water Usage Survey\Added Well.mxd

ATTACHMENT 1

EDR REPORT

AGL Water Well Survey
1 11th Street
Augusta, GA 30901

Inquiry Number: 5434619.2s
September 25, 2018

The EDR Radius Map™ Report with GeoCheck®

6 Armstrong Road, 4th floor
Shelton, CT 06484
Toll Free: 800.352.0050
www.edrnet.com

TABLE OF CONTENTS

SECTION	PAGE
Executive Summary	ES1
Overview Map	2
Detail Map	3
Map Findings Summary	4
Map Findings	8
Orphan Summary	115
Zip Scan Report	ZIP-1
Government Records Searched/Data Currency Tracking	GR-1

GEOCHECK ADDENDUM

Physical Setting Source Addendum	A-1
Physical Setting Source Summary	A-2
Physical Setting SSURGO Soil Map	A-5
Physical Setting Source Map	A-9
Physical Setting Source Map Findings	A-11
Physical Setting Source Records Searched	PSGR-1

Thank you for your business.
Please contact EDR at 1-800-352-0050
with any questions or comments.

Disclaimer - Copyright and Trademark Notice

This Report contains certain information obtained from a variety of public and other sources reasonably available to Environmental Data Resources, Inc. It cannot be concluded from this Report that coverage information for the target and surrounding properties does not exist from other sources. **NO WARRANTY EXPRESSED OR IMPLIED, IS MADE WHATSOEVER IN CONNECTION WITH THIS REPORT. ENVIRONMENTAL DATA RESOURCES, INC. SPECIFICALLY DISCLAIMS THE MAKING OF ANY SUCH WARRANTIES, INCLUDING WITHOUT LIMITATION, MERCHANTABILITY OR FITNESS FOR A PARTICULAR USE OR PURPOSE. ALL RISK IS ASSUMED BY THE USER. IN NO EVENT SHALL ENVIRONMENTAL DATA RESOURCES, INC. BE LIABLE TO ANYONE, WHETHER ARISING OUT OF ERRORS OR OMISSIONS, NEGLIGENCE, ACCIDENT OR ANY OTHER CAUSE, FOR ANY LOSS OF DAMAGE, INCLUDING, WITHOUT LIMITATION, SPECIAL, INCIDENTAL, CONSEQUENTIAL, OR EXEMPLARY DAMAGES. ANY LIABILITY ON THE PART OF ENVIRONMENTAL DATA RESOURCES, INC. IS STRICTLY LIMITED TO A REFUND OF THE AMOUNT PAID FOR THIS REPORT.** Purchaser accepts this Report "AS IS". Any analyses, estimates, ratings, environmental risk levels or risk codes provided in this Report are provided for illustrative purposes only, and are not intended to provide, nor should they be interpreted as providing any facts regarding, or prediction or forecast of, any environmental risk for any property. Only a Phase I Environmental Site Assessment performed by an environmental professional can provide information regarding the environmental risk for any property. Additionally, the information provided in this Report is not to be construed as legal advice.

Copyright 2018 by Environmental Data Resources, Inc. All rights reserved. Reproduction in any media or format, in whole or in part, of any report or map of Environmental Data Resources, Inc., or its affiliates, is prohibited without prior written permission.

EDR and its logos (including Sanborn and Sanborn Map) are trademarks of Environmental Data Resources, Inc. or its affiliates. All other trademarks used herein are the property of their respective owners.

EXECUTIVE SUMMARY

A search of available environmental records was conducted by Environmental Data Resources, Inc (EDR). The report was designed to assist parties seeking to meet the search requirements of EPA's Standards and Practices for All Appropriate Inquiries (40 CFR Part 312), the ASTM Standard Practice for Environmental Site Assessments (E 1527-13), the ASTM Standard Practice for Environmental Site Assessments for Forestland or Rural Property (E 2247-16), the ASTM Standard Practice for Limited Environmental Due Diligence: Transaction Screen Process (E 1528-14) or custom requirements developed for the evaluation of environmental risk associated with a parcel of real estate.

TARGET PROPERTY INFORMATION

ADDRESS

1 11TH STREET
AUGUSTA, GA 30901

COORDINATES

Latitude (North):	33.4800500 - 33˚ 28' 48.18''
Longitude (West):	81.9719100 - 81˚ 58' 18.87''
Universal Tranverse Mercator:	Zone 17
UTM X (Meters):	409699.3
UTM Y (Meters):	3704737.2
Elevation:	141 ft. above sea level

USGS TOPOGRAPHIC MAP ASSOCIATED WITH TARGET PROPERTY

Target Property Map:	6044439 AUGUSTA EAST, GA
Version Date:	2014

AERIAL PHOTOGRAPHY IN THIS REPORT

Portions of Photo from:	20150914
Source:	USDA

MAPPED SITES SUMMARY

Target Property Address:
1 11TH STREET
AUGUSTA, GA 30901

Click on Map ID to see full detail.

MAP ID	SITE NAME	ADDRESS	DATABASE ACRONYMS	RELATIVE ELEVATION	DIST (ft. & mi.) DIRECTION
A1	GEORGIA CYBER INNOVA	1 11TH ST	FINDS, ECHO		TP
A2	FORMER GEORGIA GOLF	1 11TH STREET	GA NON-HSI		TP
A3	GEORGIA CYBER INNOVA	ONE 11TH ST.	GA BROWNFIELDS		TP
B4	A AND B PAINT AND BO	1205 REYNOLDS ST	EDR Hist Auto	Lower	270, 0.051, SSW
B5	SATCHER E AND JR GAR	1215 REYNOLDS ST	EDR Hist Auto	Lower	287, 0.054, SW
B6	SATCHER E B GARAGE	1217 REYNOLDS	EDR Hist Auto	Lower	296, 0.056, SW
C7	SATCHER E B JR GARAG	1219 REYNOLDS	EDR Hist Auto	Lower	307, 0.058, SW
C8	JENNINGS AUTO AND MA	1223 REYNOLDS ST	EDR Hist Auto	Lower	333, 0.063, WSW
D9	BUTLER AUTO SERVICE	111 12TH ST	EDR Hist Auto	Lower	528, 0.100, SSW
D10	FRYER D W	126 12TH	EDR Hist Cleaner	Lower	534, 0.101, South
D11	QUALITY CLEANERS	119 12TH ST	EDR Hist Cleaner	Lower	545, 0.103, SSW
D12	QUALITY CLEANERS	121 12TH	EDR Hist Cleaner	Lower	548, 0.104, SSW
13	RIPS BODY SHOP	1127 REYNOLDS	EDR Hist Auto	Lower	563, 0.107, SE
E14	NOBLE WILLIS G	1249 REYNOLDS	EDR Hist Auto	Lower	573, 0.109, West
E15	REYNOLDS GARAGE	1240 REYNOLDS ST	EDR Hist Auto	Lower	580, 0.110, WSW
16	RALPH S AUTO SERVICE	1123 JONES	EDR Hist Auto	Lower	590, 0.112, South
17	AUGUSTA FIRE HOUSE #	1099 REYNOLDS ST	GA LUST, GA UST, GA Financial Assurance	Lower	757, 0.143, SE
18	SIMKINS SEED CO.	1129 BROAD ST.	SEMS-ARCHIVE	Lower	770, 0.146, South
19	FORMER GENERAL TIRE	1165 BROAD ST	GA LUST, GA UST, GA Financial Assurance	Lower	863, 0.163, South
F20	GOODYEAR ASC 2128	1285 BROAD ST	GA LUST, GA UST, GA Financial Assurance	Lower	911, 0.173, SW
F21	GOODYEAR AUTO SERVIC	1285 BROAD ST	RCRA NonGen / NLR, FINDS, ECHO	Lower	911, 0.173, SW
G22	BP OIL SITE #45242	203 13TH ST @ BROAD	RCRA NonGen / NLR	Lower	1310, 0.248, WSW
G23	GARRENS CORNER BP	203 THIRTEENTH ST @	GA LUST, GA UST, GA Financial Assurance	Lower	1310, 0.248, WSW
24	HOLOX WELDING SUPPLI	1355 REYNOLDS ST.	GA NON-HSI	Lower	1518, 0.287, WNW
25	BODIES SHELL	306 THIRTEENTH ST	GA LUST, GA UST, GA Financial Assurance	Lower	1560, 0.295, SW
26	W.C. CAYE PROPERTY	917-923 BROAD ST	GA NON-HSI	Higher	1795, 0.340, SE
27	AT&T	937 GREENE ST	GA LUST, GA UST, GA Financial Assurance, GA TIER 2	Lower	2022, 0.383, SSE
28	PARK RITE PARKING	845 REYNOLDS ST	GA LUST, GA UST, GA Financial Assurance	Higher	2025, 0.384, ESE
29	PONTIAC MASTER INC	11TH AT TELFAIR	GA LUST, GA UST, FINDS, ECHO, GA Financial...	Lower	2157, 0.409, South
H30	ELLIOTT FUNERAL HOME	1128 TELFAIR STREET	GA LUST, GA BROWNFIELDS	Lower	2170, 0.411, SSW
H31	ELLIOTT FUNERAL HOME	1128 TELFAIR STREET	GA NON-HSI	Lower	2170, 0.411, SSW
32	SIG COX, INC.	1431 GREENE STREET	GA SWF/LF	Lower	2274, 0.431, WSW
33	AUGUSTA NET INC	1439 GREENE ST	GA LUST, GA UST, GA Financial Assurance	Lower	2440, 0.462, WSW
34	KINSEY AUTO	508 13TH STREET	GA NON-HSI	Lower	2441, 0.462, SW
35	BLANCHE MILLS SITE	605 12TH STREET	SEMS-ARCHIVE	Lower	2501, 0.474, SSW
36	CITY OF AUGUSTA/FORM	412 NINTH STREET	GA LUST	Lower	2586, 0.490, SSE
37	FIRST UNION NATIONAL	WALKER STREET AT 9TH	GA DEL SHWS	Lower	3015, 0.571, SSE
38	626 THIRTEENTH STREE	626 THIRTEENTH STREE	GA NON-HSI	Higher	3088, 0.585, SW
39	FORMER WILLIFORDS CL	426 AND 428 8TH STRE	GA NON-HSI	Lower	3196, 0.605, SSE

MAPPED SITES SUMMARY

Target Property Address:
1 11TH STREET
AUGUSTA, GA 30901

Click on Map ID to see full detail.

MAP ID	SITE NAME	ADDRESS	DATABASE ACRONYMS	RELATIVE ELEVATION	DIST (ft. & mi.) DIRECTION
40	FIRST UNION NATIONAL	FENWICK STREET AT 10	GA DEL SHWS	Lower	3378, 0.640, South
41	DANIEL FIELD		FUDS	Lower	3574, 0.677, ENE
42	FORMER BARTON BUILDI	1225 D' ANTIGNAC ST.	GA NON-HSI	Lower	3965, 0.751, SSW
43	BURCH LOWE SITE	520 REYNOLDS ST.	GA NON-HSI	Lower	4332, 0.820, ESE
44	344 GEORGIA AVENUE	344 GEORGIA AVE	SC SHWS, SC VCP	Higher	4402, 0.834, North
45	FIRST UNION NATIONAL	FENWICK ST. @ 7TH ST	GA NON-HSI	Lower	4488, 0.850, SSE
I46	ATLANTA GAS LIGHT CO	807 8TH STREET	CORRACTS, RCRA NonGen / NLR, FINDS, ECHO	Lower	4517, 0.855, South
I47	ATLANTA GAS LIGHT CO	WALTON WAY & EIGHTH	GA SHWS	Lower	4517, 0.855, South
I48	AUGUSTA GAS LIGHT (C	805, 807 8TH STREET	EDR MGP	Lower	4517, 0.855, South
49	DANTIGNAL STREET SIT	916 DANTIGNAL STREET	GA NON-HSI	Lower	4530, 0.858, South
50	ONE HOUR CLEANERIZIN	417 GEORGIA AVE	SC SHWS, SC DRYCLEANERS	Higher	4656, 0.882, North
51	AUGUSTA GAS LIGHT (C	TAYLOR AND KING STRE	EDR MGP	Lower	4983, 0.944, SSE
J52	BROWN/WALLACE PROPER	15TH ST. @ WALTON WA	GA NON-HSI	Higher	5171, 0.979, WSW
J53	POWER CONTROL SYSTEM	15TH STREET @ WALTON	GA NON-HSI	Higher	5224, 0.989, WSW
54	523 GEORGIA AVENUE	523 GEORGIA AVE	SC SHWS	Higher	5251, 0.995, North

EXECUTIVE SUMMARY

TARGET PROPERTY SEARCH RESULTS

The target property was identified in the following records. For more information on this property see page 8 of the attached EDR Radius Map report:

Site	Database(s)	EPA ID
GEORGIA CYBER INNOVA 1 11TH ST AUGUSTA, GA 30901	FINDS Registry ID:: 110070074466 ECHO Registry ID: 110070074466	N/A
FORMER GEORGIA GOLF 1 11TH STREET AUGUSTA, GA 30901	GA NON-HSI	N/A
GEORGIA CYBER INNOVA ONE 11TH ST. AUGUSTA, GA	GA BROWNFIELDS	N/A

DATABASES WITH NO MAPPED SITES

No mapped sites were found in EDR's search of available ("reasonably ascertainable ") government records either on the target property or within the search radius around the target property for the following databases:

STANDARD ENVIRONMENTAL RECORDS

Federal NPL site list

NPL..... National Priority List
Proposed NPL..... Proposed National Priority List Sites
NPL LIENS..... Federal Superfund Liens

Federal Delisted NPL site list

Delisted NPL..... National Priority List Deletions

Federal CERCLIS list

FEDERAL FACILITY..... Federal Facility Site Information listing
SEMS..... Superfund Enterprise Management System

Federal RCRA non-CORRACTS TSD facilities list

RCRA-TSDF..... RCRA - Treatment, Storage and Disposal

Federal RCRA generators list

RCRA-LQG..... RCRA - Large Quantity Generators

RCRA-SQG ..... RCRA - Small Quantity Generators
RCRA-CESQG ..... RCRA - Conditionally Exempt Small Quantity Generator

Federal institutional controls / engineering controls registries

LUCIS ..... Land Use Control Information System
US ENG CONTROLS ..... Engineering Controls Sites List
US INST CONTROL ..... Sites with Institutional Controls

Federal ERNS list

ERNS ..... Emergency Response Notification System

State and tribal landfill and/or solid waste disposal site lists

SC SWF/LF ..... Permitted Landfills List

State and tribal leaking storage tank lists

SC LUST ..... Leaking Underground Storage Tank List
INDIAN LUST ..... Leaking Underground Storage Tanks on Indian Land

State and tribal registered storage tank lists

FEMA UST ..... Underground Storage Tank Listing
SC UST ..... Comprehensive Underground Storage Tanks
GA AST ..... Above Ground Storage Tanks
SC AST ..... Aboveground Storage Tank List
INDIAN UST ..... Underground Storage Tanks on Indian Land

State and tribal institutional control / engineering control registries

GA AUL ..... Uniform Environmental Covenants
GA INST CONTROL ..... Public Record List
SC AUL ..... Land Use Controls

State and tribal voluntary cleanup sites

GA VCP ..... Voluntary Cleanup Program site
INDIAN VCP ..... Voluntary Cleanup Priority Listing

State and tribal Brownfields sites

SC BROWNFIELDS ..... Brownfields Sites Listing

ADDITIONAL ENVIRONMENTAL RECORDS

Local Brownfield lists

US BROWNFIELDS ..... A Listing of Brownfields Sites

Local Lists of Landfill / Solid Waste Disposal Sites

GA HIST LF ..... Historical Landfills

GA SWRCY	Recycling Center Listing
SC SWRCY	Solid Waste Recycling Facilities
INDIAN ODI	Report on the Status of Open Dumps on Indian Lands
DEBRIS REGION 9	Torres Martinez Reservation Illegal Dump Site Locations
ODI	Open Dump Inventory
IHS OPEN DUMPS	Open Dumps on Indian Land

Local Lists of Hazardous waste / Contaminated Sites

US HIST CDL	Delisted National Clandestine Laboratory Register
GA CDL	Clandestine Drug Labs
SC CDL	Clandestine Drug Lab Sites
US CDL	National Clandestine Laboratory Register

Local Land Records

LIENS 2	CERCLA Lien Information

Records of Emergency Release Reports

HMIRS	Hazardous Materials Information Reporting System
GA SPILLS	Spills Information
SC SPILLS	Spills Database List
GA SPILLS 90	SPILLS 90 data from FirstSearch
SC SPILLS 90	SPILLS 90 data from FirstSearch

Other Ascertainable Records

DOD	Department of Defense Sites
SCRD DRYCLEANERS	State Coalition for Remediation of Drycleaners Listing
US FIN ASSUR	Financial Assurance Information
EPA WATCH LIST	EPA WATCH LIST
2020 COR ACTION	2020 Corrective Action Program List
TSCA	Toxic Substances Control Act
TRIS	Toxic Chemical Release Inventory System
SSTS	Section 7 Tracking Systems
ROD	Records Of Decision
RMP	Risk Management Plans
RAATS	RCRA Administrative Action Tracking System
PRP	Potentially Responsible Parties
PADS	PCB Activity Database System
ICIS	Integrated Compliance Information System
FTTS	FIFRA/ TSCA Tracking System - FIFRA (Federal Insecticide, Fungicide, & Rodenticide Act)/TSCA (Toxic Substances Control Act)
MLTS	Material Licensing Tracking System
COAL ASH DOE	Steam-Electric Plant Operation Data
COAL ASH EPA	Coal Combustion Residues Surface Impoundments List
PCB TRANSFORMER	PCB Transformer Registration Database
RADINFO	Radiation Information Database
HIST FTTS	FIFRA/TSCA Tracking System Administrative Case Listing
DOT OPS	Incident and Accident Data
CONSENT	Superfund (CERCLA) Consent Decrees
INDIAN RESERV	Indian Reservations
FUSRAP	Formerly Utilized Sites Remedial Action Program
UMTRA	Uranium Mill Tailings Sites

EXECUTIVE SUMMARY

LEAD SMELTERS..... Lead Smelter Sites
US AIRS..... Aerometric Information Retrieval System Facility Subsystem
US MINES..... Mines Master Index File
ABANDONED MINES..... Abandoned Mines
DOCKET HWC..... Hazardous Waste Compliance Docket Listing
UXO..... Unexploded Ordnance Sites
FUELS PROGRAM..... EPA Fuels Program Registered Listing
GA AIRS..... Permitted Facility and Emissions Listing
SC AIRS..... Permitted Airs Facility Listing
GA COAL ASH..... Coal Ash Disposal Site Listing
SC COAL ASH..... Coal Ash Disposal Sites
GA DRYCLEANERS..... Drycleaner Database
SC Financial Assurance..... Financial Assurance Information Listing
GA NPDES..... NPDES Wastewater Permit List
SC NPDES..... Waste Water Treatment Facilities Listing

EDR RECOVERED GOVERNMENT ARCHIVES

Exclusive Recovered Govt. Archives

GA RGA HWS..... Recovered Government Archive State Hazardous Waste Facilities List
SC RGA HWS..... Recovered Government Archive State Hazardous Waste Facilities List
GA RGA LF..... Recovered Government Archive Solid Waste Facilities List
SC RGA LF..... Recovered Government Archive Solid Waste Facilities List
GA RGA LUST..... Recovered Government Archive Leaking Underground Storage Tank
SC RGA LUST..... Recovered Government Archive Leaking Underground Storage Tank

SURROUNDING SITES: SEARCH RESULTS

Surrounding sites were identified in the following databases.

Elevations have been determined from the USGS Digital Elevation Model and should be evaluated on a relative (not an absolute) basis. Relative elevation information between sites of close proximity should be field verified. Sites with an elevation equal to or higher than the target property have been differentiated below from sites with an elevation lower than the target property.
Page numbers and map identification numbers refer to the EDR Radius Map report where detailed data on individual sites can be reviewed.

Sites listed in ***bold italics*** are in multiple databases.

Unmappable (orphan) sites are not considered in the foregoing analysis.

STANDARD ENVIRONMENTAL RECORDS

Federal CERCLIS NFRAP site list

SEMS-ARCHIVE: SEMS-ARCHIVE (Superfund Enterprise Management System Archive) tracks sites that have no further interest under the Federal Superfund Program based on available information. The list was formerly known as the CERCLIS-NFRAP, renamed to SEMS ARCHIVE by the EPA in 2015. EPA may perform a minimal level of assessment work at a site while it is archived if site conditions change and/or new information becomes available. Archived sites have been removed and archived from the inventory of SEMS sites. Archived status indicates that, to the best of EPA's knowledge, assessment at a site has been completed and that EPA has determined no further steps will be taken to list the site on the National Priorities List (NPL), unless

information indicates this decision was not appropriate or other considerations require a recommendation for listing at a later time. The decision does not necessarily mean that there is no hazard associated with a given site; it only means that. based upon available information, the location is not judged to be potential NPL site.

A review of the SEMS-ARCHIVE list, as provided by EDR, and dated 07/17/2018 has revealed that there are 2 SEMS-ARCHIVE sites within approximately 0.5 miles of the target property.

Lower Elevation	Address	Direction / Distance	Map ID	Page
SIMKINS SEED CO. Site ID: 0404320 EPA Id: GAD981477458	1129 BROAD ST.	S 1/8 - 1/4 (0.146 mi.)	18	15
BLANCHE MILLS SITE Site ID: 0406175 EPA Id: GA0000126631	605 12TH STREET	SSW 1/4 - 1/2 (0.474 mi.)	35	93

Federal RCRA CORRACTS facilities list

CORRACTS: CORRACTS is a list of handlers with RCRA Corrective Action Activity. This report shows which nationally-defined corrective action core events have occurred for every handler that has had corrective action activity.

A review of the CORRACTS list, as provided by EDR, and dated 03/01/2018 has revealed that there is 1 CORRACTS site within approximately 1 mile of the target property.

Lower Elevation	Address	Direction / Distance	Map ID	Page
ATLANTA GAS LIGHT CO EPA ID:: GAD984306092	***807 8TH STREET***	***S 1/2 - 1 (0.855 mi.)***	***I46***	***100***

State- and tribal - equivalent CERCLIS

GA SHWS: The State Hazardous Waste Sites records are the states' equivalent to CERCLIS. These sites may or may not already be listed on the federal CERCLIS list. Priority sites planned for cleanup using state funds (state equivalent of Superfund) are identified along with sites where cleanup will be paid for by potentially responsible parties. The data come from the Department of Natural Resources' Hazardous Site Inventory.

A review of the GA SHWS list, as provided by EDR, and dated 07/01/2018 has revealed that there is 1 GA SHWS site within approximately 1 mile of the target property.

Lower Elevation	Address	Direction / Distance	Map ID	Page
ATLANTA GAS LIGHT CO Facility Id: 10132	WALTON WAY & EIGHTH	S 1/2 - 1 (0.855 mi.)	I47	112

EXECUTIVE SUMMARY

SC SHWS: State hazardous waste site records are the states' equivalent to CERCLIS. These sites may or may not already be listed on the federal CERCLIS list. Priority sites planned for cleanup using state funds (state equivalent of Superfund) are identified along with sites where cleanup will be paid for by potentially responsible parties. Available information varies by state.

A review of the SC SHWS list, as provided by EDR, and dated 06/15/2018 has revealed that there are 3 SC SHWS sites within approximately 1 mile of the target property.

Equal/Higher Elevation	Address	Direction / Distance	Map ID	Page
344 GEORGIA AVENUE EPA ID: SCS123456928	***344 GEORGIA AVE***	***N 1/2 - 1 (0.834 mi.)***	***44***	***99***
ONE HOUR CLEANERIZIN EPA ID: SCDRY0056027	***417 GEORGIA AVE***	***N 1/2 - 1 (0.882 mi.)***	***50***	***113***
523 GEORGIA AVENUE EPA ID: SCS123456927	523 GEORGIA AVE	N 1/2 - 1 (0.995 mi.)	54	114

GA NON-HSI: Georgia Non Hazardous Site Inventory Sites.

A review of the GA NON-HSI list, as provided by EDR, and dated 06/30/2018 has revealed that there are 12 GA NON-HSI sites within approximately 1 mile of the target property.

Equal/Higher Elevation	Address	Direction / Distance	Map ID	Page
W.C. CAYE PROPERTY	917-923 BROAD ST	SE 1/4 - 1/2 (0.340 mi.)	26	27
626 THIRTEENTH STREE	626 THIRTEENTH STREE	SW 1/2 - 1 (0.585 mi.)	38	95
BROWN/WALLACE PROPER	15TH ST. @ WALTON WA	WSW 1/2 - 1 (0.979 mi.)	J52	114
POWER CONTROL SYSTEM	15TH STREET @ WALTON	WSW 1/2 - 1 (0.989 mi.)	J53	114

Lower Elevation	Address	Direction / Distance	Map ID	Page
HOLOX WELDING SUPPLI	1355 REYNOLDS ST.	WNW 1/4 - 1/2 (0.287 mi.)	24	25
ELLIOTT FUNERAL HOME	1128 TELFAIR STREET	SSW 1/4 - 1/2 (0.411 mi.)	H31	90
KINSEY AUTO	508 13TH STREET	SW 1/4 - 1/2 (0.462 mi.)	34	93
FORMER WILLIFORDS CL	426 AND 428 8TH STRE	SSE 1/2 - 1 (0.605 mi.)	39	96
FORMER BARTON BUILDI	1225 D' ANTIGNAC ST.	SSW 1/2 - 1 (0.751 mi.)	42	98
BURCH LOWE SITE	520 REYNOLDS ST.	ESE 1/2 - 1 (0.820 mi.)	43	98
FIRST UNION NATIONAL	FENWICK ST. @ 7TH ST	SSE 1/2 - 1 (0.850 mi.)	45	99
DANTIGNAL STREET SIT	916 DANTIGNAL STREET	S 1/2 - 1 (0.858 mi.)	49	113

State and tribal landfill and/or solid waste disposal site lists

GA SWF/LF: The Solid Waste Facilities/Landfill Sites records typically contain an inventory of solid waste disposal facilities or landfills in a particular state. The data come from the Department of Natural Resources' Operating Solid Waste Facilities' list.

A review of the GA SWF/LF list, as provided by EDR, and dated 10/11/2017 has revealed that there is 1 GA SWF/LF site within approximately 0.5 miles of the target property.

Lower Elevation	Address	Direction / Distance	Map ID	Page
SIG COX, INC. Permit Number: PBR-121-083COL	1431 GREENE STREET	WSW 1/4 - 1/2 (0.431 mi.)	32	90

Operating Status: 1

State and tribal leaking storage tank lists

GA LUST: The Leaking Underground Storage Tank Incident Reports contain an inventory of reported leaking underground storage tank incidents. The data come from the Department of Natural Resources' Confirmed Release List.

A review of the GA LUST list, as provided by EDR, and dated 03/30/2018 has revealed that there are 11 GA LUST sites within approximately 0.5 miles of the target property.

Equal/Higher Elevation	Address	Direction / Distance	Map ID	Page
PARK RITE PARKING Cleanup Status: NFA -Monitoring Only (MNA) Facility Id: 01210050	***845 REYNOLDS ST***	***ESE 1/4 - 1/2 (0.384 mi.)***	***28***	***86***

Lower Elevation	Address	Direction / Distance	Map ID	Page
AUGUSTA FIRE HOUSE # Cleanup Status: NFA - No Further Action Cleanup Status: NFA - Clean Closure Facility Id: 01210461	***1099 REYNOLDS ST***	***SE 1/8 - 1/4 (0.143 mi.)***	***17***	***12***
FORMER GENERAL TIRE Cleanup Status: NFA -Monitoring Only (MNA) Facility Id: 09121235	***1165 BROAD ST***	***S 1/8 - 1/4 (0.163 mi.)***	***19***	***16***
GOODYEAR ASC 2128 Cleanup Status: NFA - No Further Action Facility Id: 01210114	***1285 BROAD ST***	***SW 1/8 - 1/4 (0.173 mi.)***	***F20***	***18***
GARRENS CORNER BP Cleanup Status: NFA - Remediation Facility Id: 09000075	***203 THIRTEENTH ST @***	***WSW 1/8 - 1/4 (0.248 mi.)***	***G23***	***22***
BODIES SHELL Cleanup Status: NFA - Clean Closure Facility Id: 01210284	***306 THIRTEENTH ST***	***SW 1/4 - 1/2 (0.295 mi.)***	***25***	***25***
AT&T Cleanup Status: NFA - No Further Action Facility Id: 01210303	***937 GREENE ST***	***SSE 1/4 - 1/2 (0.383 mi.)***	***27***	***28***
PONTIAC MASTER INC Cleanup Status: NFA - No Further Action Facility Id: 01210293	***11TH AT TELFAIR***	***S 1/4 - 1/2 (0.409 mi.)***	***29***	***87***
ELLIOTT FUNERAL HOME Cleanup Status: NFA - No Further Action Facility Id: 10002459	***1128 TELFAIR STREET***	***SSW 1/4 - 1/2 (0.411 mi.)***	***H30***	***90***
AUGUSTA NET INC Cleanup Status: NFA - No Further Action Facility Id: 09121027	***1439 GREENE ST***	***WSW 1/4 - 1/2 (0.462 mi.)***	***33***	***92***
CITY OF AUGUSTA/FORM Cleanup Status: NFA - No Further Action	412 NINTH STREET	SSE 1/4 - 1/2 (0.490 mi.)	36	94

Facility Id: 10001500

State and tribal registered storage tank lists

GA UST: The Underground Storage Tank database contains registered USTs. USTs are regulated under Subtitle I of the Resource Conservation and Recovery Act (RCRA). The data come from the Department of Natural Resources' Underground Storage Tank Database.

A review of the GA UST list, as provided by EDR, and dated 06/14/2018 has revealed that there are 4 GA UST sites within approximately 0.25 miles of the target property.

Lower Elevation	Address	Direction / Distance	Map ID	Page
AUGUSTA FIRE HOUSE # Status: Removed from Ground Facility Status: Inactive Facility Id: 1210461	***1099 REYNOLDS ST***	***SE 1/8 - 1/4 (0.143 mi.)***	***17***	***12***
FORMER GENERAL TIRE Status: Removed from Ground Facility Status: Inactive Facility Id: 9121235	***1165 BROAD ST***	***S 1/8 - 1/4 (0.163 mi.)***	***19***	***16***
GOODYEAR ASC 2128 Status: Removed from Ground Facility Status: Inactive Facility Id: 1210114	***1285 BROAD ST***	***SW 1/8 - 1/4 (0.173 mi.)***	***F20***	***18***
GARRENS CORNER BP Status: Permanently Out of Use - historical purposes Status: Removed from Ground Facility Status: Inactive Facility Id: 9000075	***203 THIRTEENTH ST @***	***WSW 1/8 - 1/4 (0.248 mi.)***	***G23***	***22***

State and tribal Brownfields sites

GA BROWNFIELDS: The Brownfields Public Record lists properties where response actions under the Georgia Hazardous Site Reuse and Redevelopment Act are planned, ongoing or completed.

A review of the GA BROWNFIELDS list, as provided by EDR, and dated 06/06/2018 has revealed that there is 1 GA BROWNFIELDS site within approximately 0.5 miles of the target property.

Lower Elevation	Address	Direction / Distance	Map ID	Page
ELLIOTT FUNERAL HOME	***1128 TELFAIR STREET***	***SSW 1/4 - 1/2 (0.411 mi.)***	***H30***	***90***

ADDITIONAL ENVIRONMENTAL RECORDS

Local Lists of Hazardous waste / Contaminated Sites

GA DEL SHWS: A listing of sites delisted from the Hazardous Site Inventory.

A review of the GA DEL SHWS list, as provided by EDR, and dated 07/01/2018 has revealed that there

are 2 GA DEL SHWS sites within approximately 1 mile of the target property.

Lower Elevation	Address	Direction / Distance	Map ID	Page
FIRST UNION NATIONAL	WALKER STREET AT 9TH	SSE 1/2 - 1 (0.571 mi.)	37	95
FIRST UNION NATIONAL	FENWICK STREET AT 10	S 1/2 - 1 (0.640 mi.)	40	96

Other Ascertainable Records

RCRA NonGen / NLR: RCRAInfo is EPA's comprehensive information system, providing access to data supporting the Resource Conservation and Recovery Act (RCRA) of 1976 and the Hazardous and Solid Waste Amendments (HSWA) of 1984. The database includes selective information on sites which generate, transport, store, treat and/or dispose of hazardous waste as defined by the Resource Conservation and Recovery Act (RCRA). Non-Generators do not presently generate hazardous waste.

A review of the RCRA NonGen / NLR list, as provided by EDR, and dated 03/01/2018 has revealed that there are 2 RCRA NonGen / NLR sites within approximately 0.25 miles of the target property.

Lower Elevation	Address	Direction / Distance	Map ID	Page
GOODYEAR AUTO SERVIC EPA ID:: GAD981224314	***1285 BROAD ST***	***SW 1/8 - 1/4 (0.173 mi.)***	***F21***	***19***
BP OIL SITE #45242 EPA ID:: GAD984298794	203 13TH ST @ BROAD	WSW 1/8 - 1/4 (0.248 mi.)	G22	21

FUDS: The Listing includes locations of Formerly Used Defense Sites Properties where the US Army Corps Of Engineers is actively working or will take necessary cleanup actions.

A review of the FUDS list, as provided by EDR, and dated 01/31/2015 has revealed that there is 1 FUDS site within approximately 1 mile of the target property.

Lower Elevation	Address	Direction / Distance	Map ID	Page
DANIEL FIELD Federal Facility ID:: GA9799F8273 INST ID:: 57791		ENE 1/2 - 1 (0.677 mi.)	41	97

EDR HIGH RISK HISTORICAL RECORDS

EDR Exclusive Records

EDR MGP: The EDR Proprietary Manufactured Gas Plant Database includes records of coal gas plants (manufactured gas plants) compiled by EDR's researchers. Manufactured gas sites were used in the United States from the 1800's to 1950's to produce a gas that could be distributed and used as fuel. These plants used whale oil, rosin, coal, or a mixture of coal, oil, and water that also produced a significant amount of waste. Many of the byproducts of the gas production, such as coal tar (oily waste containing volatile and non-volatile chemicals), sludges, oils and other compounds are potentially hazardous to human health and the environment. The byproduct from this process was frequently disposed of directly at the plant site and can remain or spread slowly, serving as a continuous source of soil and groundwater contamination.

A review of the EDR MGP list, as provided by EDR, has revealed that there are 2 EDR MGP sites within

approximately 1 mile of the target property.

Lower Elevation	Address	Direction / Distance	Map ID	Page
AUGUSTA GAS LIGHT (C	805, 807 8TH STREET	S 1/2 - 1 (0.855 mi.)	I48	113
AUGUSTA GAS LIGHT (C	TAYLOR AND KING STRE	SSE 1/2 - 1 (0.944 mi.)	51	113

EDR Hist Auto: EDR has searched selected national collections of business directories and has collected listings of potential gas station/filling station/service station sites that were available to EDR researchers. EDR's review was limited to those categories of sources that might, in EDR's opinion, include gas station/filling station/service station establishments. The categories reviewed included, but were not limited to gas, gas station, gasoline station, filling station, auto, automobile repair, auto service station, service station, etc. This database falls within a category of information EDR classifies as "High Risk Historical Records", or HRHR. EDR's HRHR effort presents unique and sometimes proprietary data about past sites and operations that typically create environmental concerns, but may not show up in current government records searches.

A review of the EDR Hist Auto list, as provided by EDR, has revealed that there are 10 EDR Hist Auto sites within approximately 0.125 miles of the target property.

Lower Elevation	Address	Direction / Distance	Map ID	Page
A AND B PAINT AND BO	1205 REYNOLDS ST	SSW 0 - 1/8 (0.051 mi.)	B4	9
SATCHER E AND JR GAR	1215 REYNOLDS ST	SW 0 - 1/8 (0.054 mi.)	B5	9
SATCHER E B GARAGE	1217 REYNOLDS	SW 0 - 1/8 (0.056 mi.)	B6	9
SATCHER E B JR GARAG	1219 REYNOLDS	SW 0 - 1/8 (0.058 mi.)	C7	10
JENNINGS AUTO AND MA	1223 REYNOLDS ST	WSW 0 - 1/8 (0.063 mi.)	C8	10
BUTLER AUTO SERVICE	111 12TH ST	SSW 0 - 1/8 (0.100 mi.)	D9	10
RIPS BODY SHOP	1127 REYNOLDS	SE 0 - 1/8 (0.107 mi.)	13	11
NOBLE WILLIS G	1249 REYNOLDS	W 0 - 1/8 (0.109 mi.)	E14	12
REYNOLDS GARAGE	1240 REYNOLDS ST	WSW 0 - 1/8 (0.110 mi.)	E15	12
RALPH S AUTO SERVICE	1123 JONES	S 0 - 1/8 (0.112 mi.)	16	12

EDR Hist Cleaner: EDR has searched selected national collections of business directories and has collected listings of potential dry cleaner sites that were available to EDR researchers. EDR's review was limited to those categories of sources that might, in EDR's opinion, include dry cleaning establishments. The categories reviewed included, but were not limited to dry cleaners, cleaners, laundry, laundromat, cleaning/laundry, wash & dry etc. This database falls within a category of information EDR classifies as "High Risk Historical Records", or HRHR. EDR's HRHR effort presents unique and sometimes proprietary data about past sites and operations that typically create environmental concerns, but may not show up in current government records searches.

A review of the EDR Hist Cleaner list, as provided by EDR, has revealed that there are 3 EDR Hist Cleaner sites within approximately 0.125 miles of the target property.

Lower Elevation	Address	Direction / Distance	Map ID	Page
FRYER D W	126 12TH	S 0 - 1/8 (0.101 mi.)	D10	11
QUALITY CLEANERS	119 12TH ST	SSW 0 - 1/8 (0.103 mi.)	D11	11
QUALITY CLEANERS	121 12TH	SSW 0 - 1/8 (0.104 mi.)	D12	11

EXECUTIVE SUMMARY

Due to poor or inadequate address information, the following sites were not mapped. Count: 7 records.

Site Name	Database(s)
ROADWAY EXPRESS INC	GA LUST, GA UST, GA Financial Assurance
CLAUSSEN CONCRETE CO/MAIN PLANT	GA LUST, GA UST, GA Financial Assurance
PCS AMMONIA RELEASE	SEMS
UNITED BROKERAGE CO., INC.	GA SWF/LF
COUNTRY WAY, INC.	GA SWF/LF
RYDER TRANSPORTATION SERVICES #150	GA LUST, GA TIER 2
FORMER GULF OIL GAS STATION	GA LUST

OVERVIEW MAP - 5434619.2S

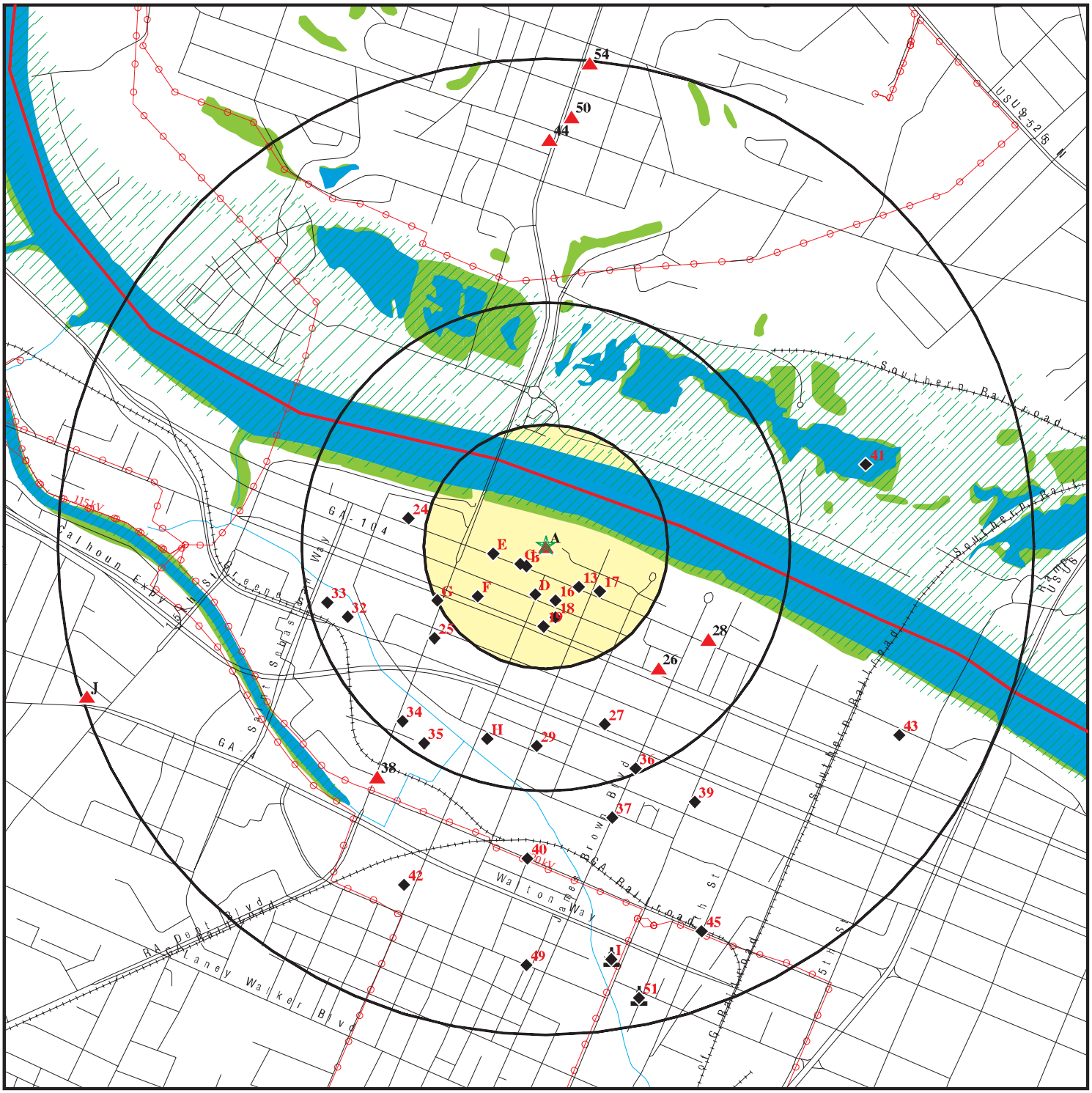

Target Property

Sites at elevations higher than or equal to the target property

Sites at elevations lower than the target property

Manufactured Gas Plants

National Priority List Sites

Dept. Defense Sites

0 1/4 1/2 1 Miles

Indian Reservations BIA

County Boundary

Power transmission lines

100-year flood zone

500-year flood zone

National Wetland Inventory

State Wetlands

Upgradient Area

This report includes Interactive Map Layers to display and/or hide map information. The legend includes only those icons for the default map view.

SITE NAME:	AGL Water Well Survey	CLIENT:	Wood Environment & Infrastructure Solutions, Inc.
ADDRESS:	1 11th Street Augusta GA 30901	CONTACT:	Tanya Kinnard
		INQUIRY #:	5434619.2s
LAT/LONG:	33.48005 / 81.97191	DATE:	September 25, 2018 2:19 pm

Copyright © 2018 EDR, Inc. © 2015 TomTom Rel. 2015.

DETAIL MAP - 5434619.2S

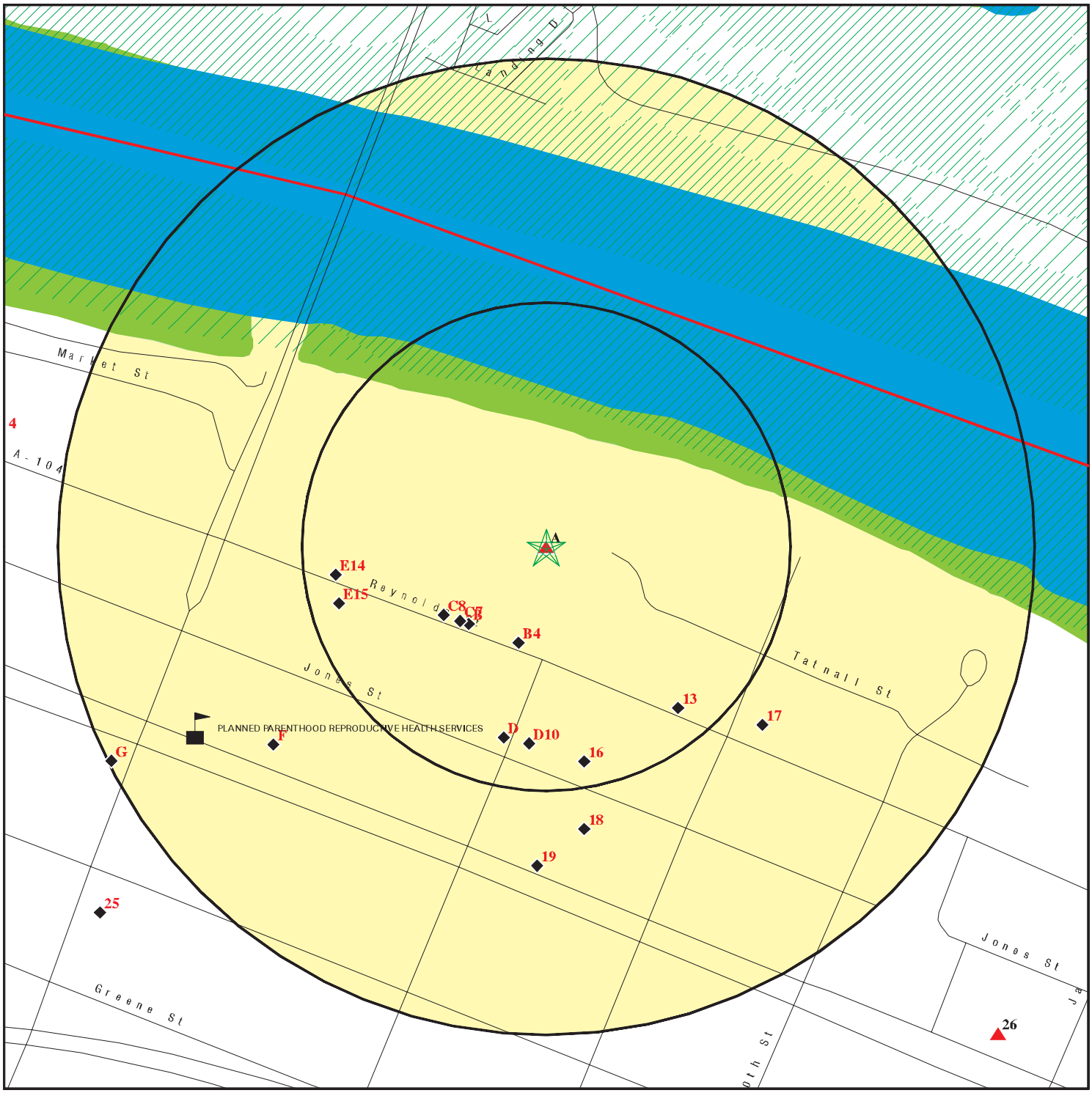

0 1/16 1/8 1/4 Miles

- Target Property
- Sites at elevations higher than or equal to the target property
- Sites at elevations lower than the target property
- Manufactured Gas Plants
- Sensitive Receptors
- National Priority List Sites
- Dept. Defense Sites
- Indian Reservations BIA
- County Boundary
- 100-year flood zone
- 500-year flood zone
- National Wetland Inventory
- State Wetlands

This report includes Interactive Map Layers to display and/or hide map information. The legend includes only those icons for the default map view.

SITE NAME: AGL Water Well Survey ADDRESS: 1 11th Street Augusta GA 30901 LAT/LONG: 33.48005 / 81.97191	CLIENT: Wood Environment & Infrastructure Solutions, Inc. CONTACT: Tanya Kinnard INQUIRY #: 5434619.2s DATE: September 25, 2018 2:24 pm

Copyright © 2018 EDR, Inc. © 2015 TomTom Rel. 2015.

MAP FINDINGS SUMMARY

Database	Search Distance (Miles)	Target Property	< 1/8	1/8 - 1/4	1/4 - 1/2	1/2 - 1	> 1	Total Plotted
STANDARD ENVIRONMENTAL RECORDS								
Federal NPL site list								
NPL	1.000		0	0	0	0	NR	0
Proposed NPL	1.000		0	0	0	0	NR	0
NPL LIENS	TP		NR	NR	NR	NR	NR	0
Federal Delisted NPL site list								
Delisted NPL	1.000		0	0	0	0	NR	0
Federal CERCLIS list								
FEDERAL FACILITY	0.500		0	0	0	NR	NR	0
SEMS	0.500		0	0	0	NR	NR	0
Federal CERCLIS NFRAP site list								
SEMS-ARCHIVE	0.500		0	1	1	NR	NR	2
Federal RCRA CORRACTS facilities list								
CORRACTS	1.000		0	0	0	1	NR	1
Federal RCRA non-CORRACTS TSD facilities list								
RCRA-TSDF	0.500		0	0	0	NR	NR	0
Federal RCRA generators list								
RCRA-LQG	0.250		0	0	NR	NR	NR	0
RCRA-SQG	0.250		0	0	NR	NR	NR	0
RCRA-CESQG	0.250		0	0	NR	NR	NR	0
Federal institutional controls / engineering controls registries								
LUCIS	0.500		0	0	0	NR	NR	0
US ENG CONTROLS	0.500		0	0	0	NR	NR	0
US INST CONTROL	0.500		0	0	0	NR	NR	0
Federal ERNS list								
ERNS	TP		NR	NR	NR	NR	NR	0
State- and tribal - equivalent CERCLIS								
GA SHWS	1.000		0	0	0	1	NR	1
SC SHWS	1.000		0	0	0	3	NR	3
GA NON-HSI	1.000	1	0	0	4	8	NR	13
State and tribal landfill and/or solid waste disposal site lists								
GA SWF/LF	0.500		0	0	1	NR	NR	1
SC SWF/LF	0.500		0	0	0	NR	NR	0
State and tribal leaking storage tank lists								
GA LUST	0.500		0	4	7	NR	NR	11

MAP FINDINGS SUMMARY

Database	Search Distance (Miles)	Target Property	< 1/8	1/8 - 1/4	1/4 - 1/2	1/2 - 1	> 1	Total Plotted
SC LUST	0.500		0	0	0	NR	NR	0
INDIAN LUST	0.500		0	0	0	NR	NR	0
State and tribal registered storage tank lists								
FEMA UST	0.250		0	0	NR	NR	NR	0
GA UST	0.250		0	4	NR	NR	NR	4
SC UST	0.250		0	0	NR	NR	NR	0
GA AST	0.250		0	0	NR	NR	NR	0
SC AST	0.250		0	0	NR	NR	NR	0
INDIAN UST	0.250		0	0	NR	NR	NR	0
State and tribal institutional control / engineering control registries								
GA AUL	0.500		0	0	0	NR	NR	0
GA INST CONTROL	0.500		0	0	0	NR	NR	0
SC AUL	0.500		0	0	0	NR	NR	0
State and tribal voluntary cleanup sites								
GA VCP	0.500		0	0	0	NR	NR	0
SC VCP	0.500		0	0	0	NR	NR	0
INDIAN VCP	0.500		0	0	0	NR	NR	0
State and tribal Brownfields sites								
GA BROWNFIELDS	0.500	1	0	0	1	NR	NR	2
SC BROWNFIELDS	0.500		0	0	0	NR	NR	0
ADDITIONAL ENVIRONMENTAL RECORDS								
Local Brownfield lists								
US BROWNFIELDS	0.500		0	0	0	NR	NR	0
Local Lists of Landfill / Solid Waste Disposal Sites								
GA HIST LF	0.500		0	0	0	NR	NR	0
GA SWRCY	0.500		0	0	0	NR	NR	0
SC SWRCY	0.500		0	0	0	NR	NR	0
INDIAN ODI	0.500		0	0	0	NR	NR	0
DEBRIS REGION 9	0.500		0	0	0	NR	NR	0
ODI	0.500		0	0	0	NR	NR	0
IHS OPEN DUMPS	0.500		0	0	0	NR	NR	0
Local Lists of Hazardous waste / Contaminated Sites								
US HIST CDL	TP		NR	NR	NR	NR	NR	0
GA CDL	TP		NR	NR	NR	NR	NR	0
SC CDL	TP		NR	NR	NR	NR	NR	0
GA DEL SHWS	1.000		0	0	0	2	NR	2
US CDL	TP		NR	NR	NR	NR	NR	0
Local Land Records								
LIENS 2	TP		NR	NR	NR	NR	NR	0

MAP FINDINGS SUMMARY

Database	Search Distance (Miles)	Target Property	< 1/8	1/8 - 1/4	1/4 - 1/2	1/2 - 1	> 1	Total Plotted
Records of Emergency Release Reports								
HMIRS	TP		NR	NR	NR	NR	NR	0
GA SPILLS	TP		NR	NR	NR	NR	NR	0
SC SPILLS	TP		NR	NR	NR	NR	NR	0
GA SPILLS 90	TP		NR	NR	NR	NR	NR	0
SC SPILLS 90	TP		NR	NR	NR	NR	NR	0
Other Ascertainable Records								
RCRA NonGen / NLR	0.250		0	2	NR	NR	NR	2
FUDS	1.000		0	0	0	1	NR	1
DOD	1.000		0	0	0	0	NR	0
SCRD DRYCLEANERS	0.500		0	0	0	NR	NR	0
US FIN ASSUR	TP		NR	NR	NR	NR	NR	0
EPA WATCH LIST	TP		NR	NR	NR	NR	NR	0
2020 COR ACTION	0.250		0	0	NR	NR	NR	0
TSCA	TP		NR	NR	NR	NR	NR	0
TRIS	TP		NR	NR	NR	NR	NR	0
SSTS	TP		NR	NR	NR	NR	NR	0
ROD	1.000		0	0	0	0	NR	0
RMP	TP		NR	NR	NR	NR	NR	0
RAATS	TP		NR	NR	NR	NR	NR	0
PRP	TP		NR	NR	NR	NR	NR	0
PADS	TP		NR	NR	NR	NR	NR	0
ICIS	TP		NR	NR	NR	NR	NR	0
FTTS	TP		NR	NR	NR	NR	NR	0
MLTS	TP		NR	NR	NR	NR	NR	0
COAL ASH DOE	TP		NR	NR	NR	NR	NR	0
COAL ASH EPA	0.500		0	0	0	NR	NR	0
PCB TRANSFORMER	TP		NR	NR	NR	NR	NR	0
RADINFO	TP		NR	NR	NR	NR	NR	0
HIST FTTS	TP		NR	NR	NR	NR	NR	0
DOT OPS	TP		NR	NR	NR	NR	NR	0
CONSENT	1.000		0	0	0	0	NR	0
INDIAN RESERV	1.000		0	0	0	0	NR	0
FUSRAP	1.000		0	0	0	0	NR	0
UMTRA	0.500		0	0	0	NR	NR	0
LEAD SMELTERS	TP		NR	NR	NR	NR	NR	0
US AIRS	TP		NR	NR	NR	NR	NR	0
US MINES	0.250		0	0	NR	NR	NR	0
ABANDONED MINES	0.250		0	0	NR	NR	NR	0
FINDS	TP	1	NR	NR	NR	NR	NR	1
ECHO	TP	1	NR	NR	NR	NR	NR	1
DOCKET HWC	TP		NR	NR	NR	NR	NR	0
UXO	1.000		0	0	0	0	NR	0
FUELS PROGRAM	0.250		0	0	NR	NR	NR	0
GA AIRS	TP		NR	NR	NR	NR	NR	0
SC AIRS	TP		NR	NR	NR	NR	NR	0
GA COAL ASH	0.500		0	0	0	NR	NR	0
SC COAL ASH	0.500		0	0	0	NR	NR	0
GA DRYCLEANERS	0.250		0	0	NR	NR	NR	0

MAP FINDINGS SUMMARY

Database	Search Distance (Miles)	Target Property	< 1/8	1/8 - 1/4	1/4 - 1/2	1/2 - 1	> 1	Total Plotted
SC DRYCLEANERS	0.250		0	0	NR	NR	NR	0
GA Financial Assurance	TP		NR	NR	NR	NR	NR	0
SC Financial Assurance	TP		NR	NR	NR	NR	NR	0
GA NPDES	TP		NR	NR	NR	NR	NR	0
SC NPDES	TP		NR	NR	NR	NR	NR	0
GA TIER 2	TP		NR	NR	NR	NR	NR	0
EDR HIGH RISK HISTORICAL RECORDS								
EDR Exclusive Records								
EDR MGP	1.000		0	0	0	2	NR	2
EDR Hist Auto	0.125		10	NR	NR	NR	NR	10
EDR Hist Cleaner	0.125		3	NR	NR	NR	NR	3
EDR RECOVERED GOVERNMENT ARCHIVES								
Exclusive Recovered Govt. Archives								
GA RGA HWS	TP		NR	NR	NR	NR	NR	0
SC RGA HWS	TP		NR	NR	NR	NR	NR	0
GA RGA LF	TP		NR	NR	NR	NR	NR	0
SC RGA LF	TP		NR	NR	NR	NR	NR	0
GA RGA LUST	TP		NR	NR	NR	NR	NR	0
SC RGA LUST	TP		NR	NR	NR	NR	NR	0
- Totals --		4	13	11	14	18	0	60

NOTES:

TP = Target Property

NR = Not Requested at this Search Distance

Sites may be listed in more than one database

A1 Target Property | **GEORGIA CYBER INNOVATION AND TRAINING CENTER** | **FINDS ECHO** | **1023660355 N/A**
1 11TH ST
AUGUSTA, GA 30901

Site 1 of 3 in cluster A

Actual: 141 ft.

FINDS:

Registry ID: 110070074466

Environmental Interest/Information System
US National Pollutant Discharge Elimination System (NPDES) module of the Compliance Information System (ICIS) tracks surface water permits issued under the Clean Water Act. Under NPDES, all facilities that discharge pollutants from any point source into waters of the United States are required to obtain a permit. The permit will likely contain limits on what can be discharged, impose monitoring and reporting requirements, and include other provisions to ensure that the discharge does not adversely affect water quality.

Click this hyperlink while viewing on your computer to access additional FINDS: detail in the EDR Site Report.

ECHO:
Envid: 1023660355
Registry ID: 110070074466
DFR URL: http://echo.epa.gov/detailed-facility-report?fid=110070074466

A2 Target Property | **FORMER GEORGIA GOLF HALL OF FAME** | **GA NON-HSI** | **S110648061 N/A**
1 11TH STREET
AUGUSTA, GA 30901

Site 2 of 3 in cluster A

Actual: 141 ft.

NON HSI:
Latitude: 33.48000
Longitude: 81.970833
Ground Water Pathway Score: 4.07
On-Site Pathway Score: 0.00
Report Date: 11/18/2010
Additional Info: Not reported
Contamination: H2O: benzene; OS: arsenic

A3 Target Property | **GEORGIA CYBER INNOVATION AND TRAINING** | **GA BROWNFIELDS** | **S120784693 N/A**
ONE 11TH ST.
AUGUSTA, GA

Site 3 of 3 in cluster A

Actual: 141 ft.

BROWNFIELD:
Acreage: 16
Risk: To be Determined
Restricted: To be Determined
RRS Code: Not reported
Status: N-HSI
Date Cleanup Plan: 03/27/2017
Date Cleanup Completed: Not reported

B4 SSW < 1/8 0.051 mi. 270 ft. — **A AND B PAINT AND BODY SHOP**, **1205 REYNOLDS ST**, **AUGUSTA, GA** — **EDR Hist Auto** — **1009614088** / **N/A**

Site 1 of 3 in cluster B

Relative: Lower — EDR Hist Auto

Actual: 139 ft.

Year:	Name:	Type:
1978	A AND B PAINT AND BODY SHOP	Automobile Repairing

B5 SW < 1/8 0.054 mi. 287 ft. — **SATCHER E AND JR GARAGE**, **1215 REYNOLDS ST**, **AUGUSTA, GA** — **EDR Hist Auto** — **1009614105** / **N/A**

Site 2 of 3 in cluster B

Relative: Lower — EDR Hist Auto

Actual: 139 ft.

Year:	Name:	Type:
1965	SATCHER E AND JR GARAGE	Automobile Repairing
1969	SATCHER ERNEST B JR	Automotive Repair Shops, NEC
1970	SATCHER E B JR AUTOMOBILE REPAI	Automobile Repairing
1970	SATCHER E B JR AUTOMOBILE REPAI	Automobile Repairs
1970	SATCHER ERNEST B JR	Automotive Repair Shops, NEC
1971	SATCHER ERNEST B JR	Automotive Repair Shops, NEC
1972	SATCHER ERNEST B JR	Automotive Repair Shops, NEC
1973	SATCHERS GARAGE	Automotive Repair Shops, NEC
1974	SATCHERS GARAGE	Automotive Repair Shops, NEC
1975	SATCHERS GARAGE	Automotive Repair Shops, NEC
1977	SATCHERS GARAGE	Automotive Repair Shops, NEC
1978	SATCHERS GARAGE	Automotive Repair Shops, NEC
1979	SATCHERS AUTO SERVICE	Automotive Repair Shops, NEC
1980	SATCHERS AUTO SERVICE	Automotive Repair Shops, NEC
1982	SATCHERS AUTO SERVICE	Automotive Repair Shops, NEC
1983	SATCHERS AUTO SERVICE	Automotive Repair Shops, NEC
1985	SATCHERS AUTO SERVICE	Automotive Repair Shops, NEC
1986	SATCHERS AUTO SERVICE	Automotive Repair Shops, NEC
1987	SATCHERS AUTO SERVICE	Automotive Repair Shops, NEC
1988	SATCHER S AUTO SERVICE	Automobile Repairing
1988	SATCHERS AUTO SERVICE	Automotive Repair Shops, NEC
1996	SATCHER S AUTO SERVICE	Automobile Repairing & Service

B6 SW < 1/8 0.056 mi. 296 ft. — **SATCHER E B GARAGE**, **1217 REYNOLDS**, **AUGUSTA, GA** — **EDR Hist Auto** — **1009614107** / **N/A**

Site 3 of 3 in cluster B

Relative: Lower — EDR Hist Auto

Actual: 139 ft.

Year:	Name:	Type:
1948	SATCHER E B GARAGE	Automobile Repairers

C7
SW
< 1/8
0.058 mi.
307 ft.

SATCHER E B JR GARAGE
1219 REYNOLDS
AUGUSTA, GA

EDR Hist Auto **1009614108**
N/A

Site 1 of 2 in cluster C

Relative:
Lower

EDR Hist Auto

Actual:
139 ft.

Year:	Name:	Type:
1958	SATCHER E B JR GARAGE	Automobile Garages

C8
WSW
< 1/8
0.063 mi.
333 ft.

JENNINGS AUTO AND MACHINE SHOP INC
1223 REYNOLDS ST
AUGUSTA, GA

EDR Hist Auto **1009614112**
N/A

Site 2 of 2 in cluster C

Relative:
Lower

EDR Hist Auto

Actual:
139 ft.

Year:	Name:	Type:
1987	JENNINGS AUTO MACH SH*	Motor Vehicle Supplies And New Parts
1988	JENNINGS AUTO MACH SH	Motor Vehicle Supplies And New Parts
1996	JENNINGS AUTO AND MACHINE SHOP	Automobile Repairing & Service

---

D9
SSW
< 1/8
0.100 mi.
528 ft.

BUTLER AUTO SERVICE
111 12TH ST
AUGUSTA, GA

EDR Hist Auto **1009613985**
N/A

Site 1 of 4 in cluster D

Relative:
Lower

EDR Hist Auto

Actual:
139 ft.

Year:	Name:	Type:
1977	BUTLERS ALIGNMENT & AUTO SV*	General Automotive Repair Shops
1978	BUTLERS ALIGNMENT & AUTO SV*	General Automotive Repair Shops
1979	BUTLERS ALIGNMENT & AUTO SV*	General Automotive Repair Shops
1980	BUTLERS ALIGNMENT & AUTO SV	General Automotive Repair Shops
1982	BUTLER AUTO SERVICE	Automobile Repairing
1982	BUTLERS ALIGNMENT & AUTO SV	General Automotive Repair Shops
1983	BUTLERS ALIGNMENT & AUTO SV	General Automotive Repair Shops
1985	BUTLERS ALIGNMENT & AUTO SV	General Automotive Repair Shops
1986	BUTLERS ALIGNMENT & AUTO SV	General Automotive Repair Shops
1987	BUTLERS ALIGNMENT & AUTO SV	General Automotive Repair Shops
1988	BUTLERS ALIGNMENT & AUTO SVC	General Automotive Repair Shops
1989	BUTLERS ALIGNMENT & AUTO SVC	General Automotive Repair Shops
1990	BUTLERS ALIGNMENT & AUTO SVC	General Automotive Repair Shops

D10
South
< 1/8
0.101 mi.
534 ft.

FRYER D W
126 12TH
AUGUSTA, GA

EDR Hist Cleaner **1009612617**
N/A

Site 2 of 4 in cluster D

Relative:
Lower

EDR Hist Cleaner

Actual:
139 ft.

Year:	Name:	Type:
1912	FRYER D W	Clothes Cleaners And Pressers

D11
SSW
< 1/8
0.103 mi.
545 ft.

QUALITY CLEANERS
119 12TH ST
AUGUSTA, GA

EDR Hist Cleaner **1009612582**
N/A

Site 3 of 4 in cluster D

Relative:
Lower

EDR Hist Cleaner

Actual:
139 ft.

Year:	Name:	Type:
1965	QUALITY CLEANERS	Cleaners And Dyers

D12
SSW
< 1/8
0.104 mi.
548 ft.

QUALITY CLEANERS
121 12TH
AUGUSTA, GA

EDR Hist Cleaner **1009612601**
N/A

Site 4 of 4 in cluster D

Relative:
Lower

EDR Hist Cleaner

Actual:
139 ft.

Year:	Name:	Type:
1948	QUALITY CLEANERS	Cleaners And Dyers

13
SE
< 1/8
0.107 mi.
563 ft.

RIPS BODY SHOP
1127 REYNOLDS
AUGUSTA, GA

EDR Hist Auto **1009614015**
N/A

Relative:
Lower

EDR Hist Auto

Actual:
139 ft.

Year:	Name:	Type:
1948	RIPS BODY SHOP	Automobile Repairers
1953	RIP S BODY SHOP	Automobile Repairing
1971	AUGUSTA TIRE & SUPPLY CO INC	Auto And Home Supply Stores
1972	AUGUSTA TIRE & SUPPLY CO INC	Auto And Home Supply Stores
1973	AUGUSTA TIRE & SUPPLY CO INC	Auto And Home Supply Stores
1974	AUGUSTA TIRE & SUPPLY CO INC	Auto And Home Supply Stores

E14 West < 1/8 0.109 mi. 573 ft. | **NOBLE WILLIS G 1249 REYNOLDS AUGUSTA, GA** | **EDR Hist Auto** | **1009614148 N/A**

Site 1 of 2 in cluster E

Relative: Lower EDR Hist Auto

Actual: 139 ft.

Year:	Name:	Type:
1929	NOBLE WILLIS G	Automobile Repairing

E15 WSW < 1/8 0.110 mi. 580 ft. | **REYNOLDS GARAGE 1240 REYNOLDS ST AUGUSTA, GA** | **EDR Hist Auto** | **1009614135 N/A**

Site 2 of 2 in cluster E

Relative: Lower EDR Hist Auto

Actual: 139 ft.

Year:	Name:	Type:
1965	REYNOLDS GARAGE	Automobile Repairing

---

16 South < 1/8 0.112 mi. 590 ft. | **RALPH S AUTO SERVICE 1123 JONES AUGUSTA, GA** | **EDR Hist Auto** | **1009614012 N/A**

Relative: Lower EDR Hist Auto

Actual: 139 ft.

Year:	Name:	Type:
1953	RALPH S AUTO SERVICE	Automobile Repairing

---

17 SE 1/8-1/4 0.143 mi. 757 ft. | **AUGUSTA FIRE HOUSE #3 1099 REYNOLDS ST AUGUSTA, GA 30919** | **GA LUST GA UST GA Financial Assurance** | **U001483492 N/A**

Relative: Lower

Actual: 139 ft.

LUST:

Facility ID:	01210461
Leak ID:	Not reported
Description:	Not reported
Cleanup Status:	NFA - No Further Action
Date Received:	06/14/1991
Project Officer:	EPD Migration
Project Name:	UST - 1 - AUGUSTA FIRE HOUSE #3
Site Code Description:	Owner/Operator funded site
No Further Action Date:	08/16/1996

Facility ID:	01210461
Leak ID:	Not reported
Description:	Not reported
Cleanup Status:	NFA - Clean Closure
Date Received:	Not reported
Project Officer:	EPD Migration
Project Name:	UST - CLOSURE - AUGUSTA FIRE HOUSE #3

AUGUSTA FIRE HOUSE #3 (Continued) **U001483492**

Site Code Description:	Owner/Operator funded site
No Further Action Date:	05/12/1999

Facility:

Facility Id:	1210461
Facility Status:	Inactive
Facility Type:	County
District:	Not reported
Contact Id:	Not reported
Owner Name:	CITY OF AUGUSTA
Owner Address:	806 MUNICIPAL BUILDING
Owner City:	AUGUSTA
Owner State:	GA
Owner Zip:	30911
Owner City,St,Zip:	AUGUSTA, GA 30911
Owner Telephone:	706 8211823

Tanks:

Tank ID:	1
Status:	**Removed from Ground**
Status Date:	Not reported
Tank ID:	1
Product1:	Gas (Historical Use)
Material:	Bare Steel
Capacity:	260
Pipe Material:	Unknown
Pipe Type:	Not reported
Overfill Protection:	Not reported
Overfill Installed:	Not reported
Tank Exempt From Spill:	Not reported
Date Spill Device Installed:	Not reported
Tank ID:	2
Status:	**Removed from Ground**
Status Date:	Not reported
Tank ID:	2
Product1:	Gas (Historical Use)
Material:	Bare Steel
Capacity:	560
Pipe Material:	Unknown
Pipe Type:	Not reported
Overfill Protection:	Not reported
Overfill Installed:	Not reported
Tank Exempt From Spill:	Not reported
Date Spill Device Installed:	Not reported
Tank ID:	3
Status:	**Removed from Ground**
Status Date:	Not reported
Tank ID:	3
Product1:	Diesel
Material:	Bare Steel
Capacity:	550
Pipe Material:	Unknown

AUGUSTA FIRE HOUSE #3 (Continued) **U001483492**

Pipe Type:	Not reported
Overfill Protection:	Not reported
Overfill Installed:	Not reported
Tank Exempt From Spill:	Not reported
Date Spill Device Installed:	Not reported

Tank ID:	4A
Status:	**Removed from Ground**
Status Date:	Not reported

Tank ID:	4A
Product1:	Gas (Historical Use)
Material:	Tank Jacket
Capacity:	550
Pipe Material:	Not Marked
Pipe Type:	Suction (American)
Overfill Protection:	Not reported
Overfill Installed:	07/20/1991
Tank Exempt From Spill:	Not reported
Date Spill Device Installed:	07/20/1991

Tank ID:	4B
Status:	**Removed from Ground**
Status Date:	Not reported

Tank ID:	4B
Product1:	Diesel
Material:	Tank Jacket
Capacity:	550
Pipe Material:	Not Marked
Pipe Type:	Suction (American)
Overfill Protection:	Not reported
Overfill Installed:	07/20/1991
Tank Exempt From Spill:	Not reported
Date Spill Device Installed:	07/20/1991

Tank ID:	4C
Status:	**Removed from Ground**
Status Date:	Not reported

Tank ID:	4C
Product1:	Other
Material:	Tank Jacket
Capacity:	550
Pipe Material:	Not Marked
Pipe Type:	Suction (American)
Overfill Protection:	Not reported
Overfill Installed:	07/20/1991
Tank Exempt From Spill:	Not reported
Date Spill Device Installed:	07/20/1991

GA Financial Assurance 1:

Region:	1
Facility ID:	1210461
Financial Responsiblity:	G.U.S.T. Trust Fund

18 South 1/8-1/4 0.146 mi. 770 ft. | **SIMKINS SEED CO.**
1129 BROAD ST.
AUGUSTA, GA 30901 | **SEMS-ARCHIVE** | **1003868855**
GAD981477458

Relative: Lower

Actual: 139 ft.

SEMS Archive:

Site ID:	404320
EPA ID:	GAD981477458
Cong District:	10
FIPS Code:	13245
FF:	N
NPL:	Not on the NPL
Non NPL Status:	NFRAP-Site does not qualify for the NPL based on existing information

SEMS Archive Detail:

Region:	4
Site ID:	404320
EPA ID:	GAD981477458
Site Name:	SIMKINS SEED CO.
NPL:	N
FF:	N
OU:	0
Action Code:	VS
Action Name:	ARCH SITE
SEQ:	1
Start Date:	Not reported
Finish Date:	1987-05-11 00:00:00
Qual:	Not reported
Current Action Lead:	EPA Perf In-Hse

Region:	4
Site ID:	404320
EPA ID:	GAD981477458
Site Name:	SIMKINS SEED CO.
NPL:	N
FF:	N
OU:	0
Action Code:	DS
Action Name:	DISCVRY
SEQ:	1
Start Date:	1986-07-29 00:00:00
Finish Date:	1986-07-29 00:00:00
Qual:	Not reported
Current Action Lead:	EPA Perf

Region:	4
Site ID:	404320
EPA ID:	GAD981477458
Site Name:	SIMKINS SEED CO.
NPL:	N
FF:	N
OU:	0
Action Code:	PA
Action Name:	PA
SEQ:	1
Start Date:	Not reported
Finish Date:	1987-05-11 00:00:00
Qual:	N
Current Action Lead:	St Perf

19 South 1/8-1/4 0.163 mi. 863 ft. | **FORMER GENERAL TIRE STORE**
1165 BROAD ST
AUGUSTA, GA 30901 | **GA LUST**
GA UST
GA Financial Assurance | **1006792554**
N/A

Relative: Lower

Actual: 139 ft.

LUST:

Facility ID:	09121235
Leak ID:	Not reported
Description:	Not reported
Cleanup Status:	NFA -Monitoring Only (MNA)
Date Received:	01/29/2002
Project Officer:	Ron Wallace
Project Name:	UST - 1 - FORMER GENERAL TIRE STORE
Site Code Description:	Not Eligible GUST trust fund reimbursement site
No Further Action Date:	05/09/2005

Facility:

Facility Id:	9121235
Facility Status:	Inactive
Facility Type:	Gas Station
District:	Not reported
Contact Id:	Not reported
Owner Name:	BOARDMAN OIL COMPANY
Owner Address:	P O BOX 850
Owner City:	AUGUSTA
Owner State:	GA
Owner Zip:	30903
Owner City,St,Zip:	AUGUSTA, GA 30903
Owner Telephone:	706 7225561

Tanks:

Tank ID:	1
Status:	**Removed from Ground**
Status Date:	Not reported
Tank ID:	1
Product1:	Gas (Historical Use)
Material:	Bare Steel
Capacity:	550
Pipe Material:	Bare Steel
Pipe Type:	Safe Suction (Euro)
Overfill Protection:	Not reported
Overfill Installed:	Not reported
Tank Exempt From Spill:	Not reported
Date Spill Device Installed:	Not reported
Tank ID:	2
Status:	**Removed from Ground**
Status Date:	Not reported
Tank ID:	2
Product1:	Gas (Historical Use)
Material:	Bare Steel
Capacity:	550
Pipe Material:	Bare Steel
Pipe Type:	Safe Suction (Euro)
Overfill Protection:	Not reported
Overfill Installed:	Not reported

FORMER GENERAL TIRE STORE (Continued) **1006792554**

Tank Exempt From Spill:	Not reported
Date Spill Device Installed:	Not reported
Tank ID:	3
Status:	**Removed from Ground**
Status Date:	Not reported
Tank ID:	3
Product1:	Gas (Historical Use)
Material:	Bare Steel
Capacity:	550
Pipe Material:	Bare Steel
Pipe Type:	Safe Suction (Euro)
Overfill Protection:	Not reported
Overfill Installed:	Not reported
Tank Exempt From Spill:	Not reported
Date Spill Device Installed:	Not reported
Tank ID:	4
Status:	**Removed from Ground**
Status Date:	Not reported
Tank ID:	4
Product1:	Gas (Historical Use)
Material:	Bare Steel
Capacity:	550
Pipe Material:	Bare Steel
Pipe Type:	Safe Suction (Euro)
Overfill Protection:	Not reported
Overfill Installed:	Not reported
Tank Exempt From Spill:	Not reported
Date Spill Device Installed:	Not reported
Tank ID:	5
Status:	**Removed from Ground**
Status Date:	Not reported
Tank ID:	5
Product1:	Kerosene
Material:	Bare Steel
Capacity:	550
Pipe Material:	Bare Steel
Pipe Type:	Safe Suction (Euro)
Overfill Protection:	Not reported
Overfill Installed:	Not reported
Tank Exempt From Spill:	Not reported
Date Spill Device Installed:	Not reported
Tank ID:	6
Status:	**Removed from Ground**
Status Date:	Not reported
Tank ID:	6
Product1:	Used Oil
Material:	Bare Steel
Capacity:	550
Pipe Material:	Bare Steel

FORMER GENERAL TIRE STORE (Continued) **1006792554**

Pipe Type:	Gravity Fed
Overfill Protection:	Not reported
Overfill Installed:	Not reported
Tank Exempt From Spill:	Not reported
Date Spill Device Installed:	Not reported

GA Financial Assurance 1:

Region:	1
Facility ID:	9121235
Financial Responsiblity:	G.U.S.T. Trust Fund

F20 **GOODYEAR ASC 2128** **GA LUST** **U001483237**
SW **1285 BROAD ST** **GA UST** **N/A**
1/8-1/4 **AUGUSTA, GA 30903** **GA Financial Assurance**
0.173 mi.
911 ft. **Site 1 of 2 in cluster F**

Relative:
Lower

Actual:
139 ft.

LUST:

Facility ID:	01210114
Leak ID:	Not reported
Description:	Not reported
Cleanup Status:	NFA - No Further Action
Date Received:	06/10/1996
Project Officer:	Kelly Adams
Project Name:	UST - 1 - GOODYEAR ASC 2128
Site Code Description:	Owner/Operator funded site
No Further Action Date:	12/31/2003

Facility:

Facility Id:	1210114
Facility Status:	Inactive
Facility Type:	Commercial
District:	Not reported
Contact Id:	Not reported
Owner Name:	GOODYEAR TIRE & RUBBER COMPANY
Owner Address:	1144 E MARKET ST
Owner City:	AKRON
Owner State:	GA
Owner Zip:	44316
Owner City,St,Zip:	AKRON, GA 44316
Owner Telephone:	216 7967898

Tanks:

Tank ID:	1
Status:	**Removed from Ground**
Status Date:	Not reported

Tank ID:	1
Product1:	Used Oil
Material:	Bare Steel
Capacity:	250
Pipe Material:	Bare Steel
Pipe Type:	Gravity Fed
Overfill Protection:	yes
Overfill Installed:	Not reported
Tank Exempt From Spill:	yes

GOODYEAR ASC 2128 (Continued) **U001483237**

Date Spill Device Installed: Not reported

GA Financial Assurance 1:
Region: 1
Facility ID: 1210114
Financial Responsiblity: G.U.S.T. Trust Fund

F21
SW
1/8-1/4
0.173 mi.
911 ft.

GOODYEAR AUTO SERVICE CENTER **RCRA NonGen / NLR** **1000194255**
1285 BROAD ST **FINDS** **GAD981224314**
AUGUSTA, GA 30903 **ECHO**

Site 2 of 2 in cluster F

Relative:
Lower

Actual:
139 ft.

RCRA NonGen / NLR:
Date form received by agency: 06/03/1998
Facility name: GOODYEAR AUTO SERVICE CENTER
Facility address: 1285 BROAD ST
AUGUSTA, GA 30903
EPA ID: GAD981224314
Mailing address: BROAD ST
AUGUSTA, GA 30903
Contact: DARRYL MOYER
Contact address: 1144 E MARKET ST
AKERON, OH 44316-0001
Contact country: US
Contact telephone: 330-796-6240
Contact email: Not reported
EPA Region: 04
Classification: Non-Generator
Description: Handler: Non-Generators do not presently generate hazardous waste

Owner/Operator Summary:
Owner/operator name: OPERNAME
Owner/operator address: OPERSTREET
OPERCITY, WY 99999
Owner/operator country: Not reported
Owner/operator telephone: 404-555-1212
Owner/operator email: Not reported
Owner/operator fax: Not reported
Owner/operator extension: Not reported
Legal status: Private
Owner/Operator Type: Operator
Owner/Op start date: Not reported
Owner/Op end date: Not reported

Owner/operator name: GOODYEAR T & R CO
Owner/operator address: 1144 E MARKET ST
AKRON, OH 44316
Owner/operator country: Not reported
Owner/operator telephone: 330-796-6420
Owner/operator email: Not reported
Owner/operator fax: Not reported
Owner/operator extension: Not reported
Legal status: Municipal
Owner/Operator Type: Owner
Owner/Op start date: Not reported

GOODYEAR AUTO SERVICE CENTER (Continued) **1000194255**

Owner/Op end date: Not reported

Handler Activities Summary:

U.S. importer of hazardous waste:	No
Mixed waste (haz. and radioactive):	No
Recycler of hazardous waste:	No
Transporter of hazardous waste:	No
Treater, storer or disposer of HW:	No
Underground injection activity:	No
On-site burner exemption:	No
Furnace exemption:	No
Used oil fuel burner:	No
Used oil processor:	No
User oil refiner:	No
Used oil fuel marketer to burner:	No
Used oil Specification marketer:	No
Used oil transfer facility:	No
Used oil transporter:	No

. Waste code: D000
. Waste name: Not Defined

. Waste code: D001
. Waste name: IGNITABLE HAZARDOUS WASTES ARE THOSE WASTES WHICH HAVE A FLASHPOINT OF LESS THAN 140 DEGREES FAHRENHEIT AS DETERMINED BY A PENSKY-MARTENS CLOSED CUP FLASH POINT TESTER. ANOTHER METHOD OF DETERMINING THE FLASH POINT OF A WASTE IS TO REVIEW THE MATERIAL SAFETY DATA SHEET, WHICH CAN BE OBTAINED FROM THE MANUFACTURER OR DISTRIBUTOR OF THE MATERIAL. LACQUER THINNER IS AN EXAMPLE OF A COMMONLY USED SOLVENT WHICH WOULD BE CONSIDERED AS IGNITABLE HAZARDOUS WASTE.

. Waste code: D006
. Waste name: CADMIUM

. Waste code: D039
. Waste name: TETRACHLOROETHYLENE

Violation Status: No violations found

FINDS:

Registry ID: 110005677160

Environmental Interest/Information System
RCRAInfo is a national information system that supports the Resource Conservation and Recovery Act (RCRA) program through the tracking of events and activities related to facilities that generate, transport, and treat, store, or dispose of hazardous waste. RCRAInfo allows RCRA program staff to track the notification, permit, compliance, and corrective action activities required under RCRA.

Click this hyperlink while viewing on your computer to access additional FINDS: detail in the EDR Site Report.

ECHO:
Envid: 1000194255

GOODYEAR AUTO SERVICE CENTER (Continued) **1000194255**

Registry ID: 110005677160
DFR URL: http://echo.epa.gov/detailed-facility-report?fid=110005677160

G22
WSW
1/8-1/4
0.248 mi.
1310 ft.

BP OIL SITE #45242
203 13TH ST @ BROAD
AUGUSTA, GA 30910

RCRA NonGen / NLR **1004686917**
GAD984298794

Site 1 of 2 in cluster G

Relative:
Lower

Actual:
139 ft.

RCRA NonGen / NLR:

Date form received by agency:	10/16/2008
Facility name:	BP OIL SITE #45242
Facility address:	203 13TH ST @ BROAD AUGUSTA, GA 30910
EPA ID:	GAD984298794
Mailing address:	PO BOX 2179 MT PLEASANT, SC 29465-2179
Contact:	FRANK BARCO
Contact address:	PO BOX 2179 MT PLEASANT, SC 29465-2179
Contact country:	US
Contact telephone:	803-849-2190
Contact email:	Not reported
EPA Region:	04
Classification:	Non-Generator
Description:	Handler: Non-Generators do not presently generate hazardous waste

Owner/Operator Summary:

Owner/operator name:	BP OIL - P GARREN DEALER
Owner/operator address:	200 PUBLIC SQUARE #5 CLEVELAND, OH 44144
Owner/operator country:	Not reported
Owner/operator telephone:	216-586-5398
Owner/operator email:	Not reported
Owner/operator fax:	Not reported
Owner/operator extension:	Not reported
Legal status:	Private
Owner/Operator Type:	Owner
Owner/Op start date:	Not reported
Owner/Op end date:	Not reported

Handler Activities Summary:

U.S. importer of hazardous waste:	No
Mixed waste (haz. and radioactive):	No
Recycler of hazardous waste:	No
Transporter of hazardous waste:	No
Treater, storer or disposer of HW:	No
Underground injection activity:	No
On-site burner exemption:	No
Furnace exemption:	No
Used oil fuel burner:	No
Used oil processor:	No
User oil refiner:	No
Used oil fuel marketer to burner:	No
Used oil Specification marketer:	No
Used oil transfer facility:	No
Used oil transporter:	No

BP OIL SITE #45242 (Continued) **1004686917**

Historical Generators:
Date form received by agency: 08/02/1991
Site name: BP OIL SITE #45242
Classification: Conditionally Exempt Small Quantity Generator

. Waste code: D001
. Waste name: IGNITABLE HAZARDOUS WASTES ARE THOSE WASTES WHICH HAVE A FLASHPOINT OF LESS THAN 140 DEGREES FAHRENHEIT AS DETERMINED BY A PENSKY-MARTENS CLOSED CUP FLASH POINT TESTER. ANOTHER METHOD OF DETERMINING THE FLASH POINT OF A WASTE IS TO REVIEW THE MATERIAL SAFETY DATA SHEET, WHICH CAN BE OBTAINED FROM THE MANUFACTURER OR DISTRIBUTOR OF THE MATERIAL. LACQUER THINNER IS AN EXAMPLE OF A COMMONLY USED SOLVENT WHICH WOULD BE CONSIDERED AS IGNITABLE HAZARDOUS WASTE.

. Waste code: D018
. Waste name: BENZENE

Violation Status: No violations found

G23 **GARRENS CORNER BP** **GA LUST** **1006788870**
WSW **203 THIRTEENTH ST @ BROAD ST** **GA UST** **N/A**
1/8-1/4 **AUGUSTA, GA 30901** **GA Financial Assurance**
0.248 mi.
1310 ft. **Site 2 of 2 in cluster G**

Relative:
Lower

Actual:
139 ft.

LUST:
Facility ID: 09000075
Leak ID: Not reported
Description: Not reported
Cleanup Status: NFA - Remediation
Date Received: 07/06/1992
Project Officer: EPD Migration
Project Name: UST - 1 - GARRENS CORNER BP
Site Code Description: Potential GUST trust fund reimbursement site
No Further Action Date: 02/16/2004

Facility ID: 09000075
Leak ID: Not reported
Description: Not reported
Cleanup Status: NFA - Remediation
Date Received: 12/12/1997
Project Officer: EPD Migration
Project Name: UST - 2 - GARRENS CORNER BP
Site Code Description: Owner/Operator funded site
No Further Action Date: 02/16/2004

Facility:
Facility Id: 9000075
Facility Status: Inactive
Facility Type: Gas Station
District: Not reported
Contact Id: Not reported
Owner Name: PAUL GARREN
Owner Address: 2426 KINGS WAY
Owner City: AUGUSTA
Owner State: GA
Owner Zip: 30904
Owner City,St,Zip: AUGUSTA, GA 30904

GARRENS CORNER BP (Continued) **1006788870**

Owner Telephone: 706 7241661

Tanks:

Tank ID: 1
Status: Permanently Out of Use - historical purposes
Status Date: Not reported

Tank ID: 1
Product1: Gas (Historical Use)
Material: Bare Steel
Capacity: 10000
Pipe Material: Galvanized Steel
Pipe Type: Not reported
Overfill Protection: Not reported
Overfill Installed: Not reported
Tank Exempt From Spill: Not reported
Date Spill Device Installed: Not reported

Tank ID: 2
Status: Permanently Out of Use - historical purposes
Status Date: Not reported

Tank ID: 2
Product1: Gas (Historical Use)
Material: Bare Steel
Capacity: 10000
Pipe Material: Galvanized Steel
Pipe Type: Not reported
Overfill Protection: Not reported
Overfill Installed: Not reported
Tank Exempt From Spill: Not reported
Date Spill Device Installed: Not reported

Tank ID: 3
Status: Permanently Out of Use - historical purposes
Status Date: Not reported

Tank ID: 3
Product1: Gas (Historical Use)
Material: Bare Steel
Capacity: 10000
Pipe Material: Galvanized Steel
Pipe Type: Not reported
Overfill Protection: Not reported
Overfill Installed: Not reported
Tank Exempt From Spill: Not reported
Date Spill Device Installed: Not reported

Tank ID: 4
Status: Permanently Out of Use - historical purposes
Status Date: Not reported

Tank ID: 4
Product1: Used Oil
Material: Not Marked/Unknown
Capacity: 285
Pipe Material: Galvanized Steel
Pipe Type: Not reported

GARRENS CORNER BP (Continued) **1006788870**

Overfill Protection:	yes
Overfill Installed:	Not reported
Tank Exempt From Spill:	yes
Date Spill Device Installed:	Not reported

Tank ID:	5
Status:	**Removed from Ground**
Status Date:	Not reported

Tank ID:	5
Product1:	Gas (Historical Use)
Material:	Fiberglass
Capacity:	10000
Pipe Material:	Fiberglass Reinforced Plastic
Pipe Type:	Pressurized
Overfill Protection:	Not reported
Overfill Installed:	Not reported
Tank Exempt From Spill:	Not reported
Date Spill Device Installed:	Not reported

Tank ID:	6
Status:	**Removed from Ground**
Status Date:	Not reported

Tank ID:	6
Product1:	Gas (Historical Use)
Material:	Fiberglass
Capacity:	10000
Pipe Material:	Fiberglass Reinforced Plastic
Pipe Type:	Pressurized
Overfill Protection:	Not reported
Overfill Installed:	Not reported
Tank Exempt From Spill:	Not reported
Date Spill Device Installed:	Not reported

Tank ID:	7
Status:	**Removed from Ground**
Status Date:	Not reported

Tank ID:	7
Product1:	Gas (Historical Use)
Material:	Fiberglass
Capacity:	10000
Pipe Material:	Fiberglass Reinforced Plastic
Pipe Type:	Pressurized
Overfill Protection:	Not reported
Overfill Installed:	Not reported
Tank Exempt From Spill:	Not reported
Date Spill Device Installed:	Not reported

Tank ID:	8
Status:	**Permanently Out of Use - historical purposes**
Status Date:	Not reported

Tank ID:	8
Product1:	Used Oil
Material:	Not Marked/Unknown

GARRENS CORNER BP (Continued) **1006788870**

Capacity:	550
Pipe Material:	Not Marked
Pipe Type:	Not reported
Overfill Protection:	yes
Overfill Installed:	Not reported
Tank Exempt From Spill:	yes
Date Spill Device Installed:	Not reported

GA Financial Assurance 1:

Region:	1
Facility ID:	9000075
Financial Responsiblity:	G.U.S.T. Trust Fund

24
WNW
1/4-1/2
0.287 mi.
1518 ft.

HOLOX WELDING SUPPLIES
1355 REYNOLDS ST.
AUGUSTA, GA 30901

GA NON-HSI **S103439969**
N/A

Relative:
Lower

Actual:
139 ft.

NON HSI:

Latitude:	33.480
Longitude:	-81.975
Ground Water Pathway Score:	2.4
On-Site Pathway Score:	0
Report Date:	Not reported
Additional Info:	Not reported
Contamination:	carbon disulfide

25
SW
1/4-1/2
0.295 mi.
1560 ft.

BODIES SHELL
306 THIRTEENTH ST
AUGUSTA, GA 30901

GA LUST **U004188454**
GA UST **N/A**
GA Financial Assurance

Relative:
Lower

Actual:
139 ft.

LUST:

Facility ID:	01210284
Leak ID:	Not reported
Description:	Not reported
Cleanup Status:	NFA - Clean Closure
Date Received:	Not reported
Project Officer:	William Logan
Project Name:	UST - CLOSURE - BODIES SHELL
Site Code Description:	Owner/Operator funded site
No Further Action Date:	12/03/1997

Facility:

Facility Id:	1210284
Facility Status:	Active
Facility Type:	Gas Station
District:	Not reported
Contact Id:	Not reported
Owner Name:	John Bodie Sons, Inc
Owner Address:	531 rocky Ridge Drive
Owner City:	Martinez

BODIES SHELL (Continued) **U004188454**

Owner State:	GA
Owner Zip:	30907
Owner City,St,Zip:	Martinez, GA 30907
Owner Telephone:	706 8297277

Tanks:

Tank ID:	1
Status:	**Removed from Ground**
Status Date:	Not reported
Tank ID:	1
Product1:	Gas (Historical Use)
Material:	Bare Steel
Capacity:	7000
Pipe Material:	Galvanized Steel
Pipe Type:	Suction (American)
Overfill Protection:	Not reported
Overfill Installed:	Not reported
Tank Exempt From Spill:	Not reported
Date Spill Device Installed:	Not reported
Tank ID:	2
Status:	**Removed from Ground**
Status Date:	Not reported
Tank ID:	2
Product1:	Gas (Historical Use)
Material:	Bare Steel
Capacity:	6000
Pipe Material:	Galvanized Steel
Pipe Type:	Suction (American)
Overfill Protection:	Not reported
Overfill Installed:	Not reported
Tank Exempt From Spill:	Not reported
Date Spill Device Installed:	Not reported
Tank ID:	3
Status:	**Removed from Ground**
Status Date:	Not reported
Tank ID:	3
Product1:	Gas (Historical Use)
Material:	Bare Steel
Capacity:	3000
Pipe Material:	Galvanized Steel
Pipe Type:	Suction (American)
Overfill Protection:	Not reported
Overfill Installed:	Not reported
Tank Exempt From Spill:	Not reported
Date Spill Device Installed:	Not reported
Tank ID:	4
Status:	**Currently in Use**
Status Date:	Not reported
Tank ID:	4
Product1:	Gas (Historical Use)
Material:	Composite

BODIES SHELL (Continued) **U004188454**

Capacity:	12000
Pipe Material:	Double Walled
Pipe Type:	Pressurized
Overfill Protection:	Not reported
Overfill Installed:	09/17/1997
Tank Exempt From Spill:	Not reported
Date Spill Device Installed:	09/17/1997

Tank ID:	5
Status:	**Currently in Use**
Status Date:	Not reported

Tank ID:	5
Product1:	Gas (Historical Use)
Material:	Composite
Capacity:	10000
Pipe Material:	Double Walled
Pipe Type:	Pressurized
Overfill Protection:	Not reported
Overfill Installed:	09/17/1997
Tank Exempt From Spill:	Not reported
Date Spill Device Installed:	09/17/1997

Tank ID:	6
Status:	**Currently in Use**
Status Date:	Not reported

Tank ID:	6
Product1:	Diesel
Material:	Composite
Capacity:	6000
Pipe Material:	Double Walled
Pipe Type:	Pressurized
Overfill Protection:	Not reported
Overfill Installed:	09/17/1997
Tank Exempt From Spill:	Not reported
Date Spill Device Installed:	09/17/1997

GA Financial Assurance 1:

Region:	1
Facility ID:	1210284
Financial Responsiblity:	G.U.S.T. Trust Fund

26
SE
1/4-1/2
0.340 mi.
1795 ft.

W.C. CAYE PROPERTY **GA NON-HSI** **S104819545**
917-923 BROAD ST **N/A**
AUGUSTA, GA 30901

Relative:
Higher

Actual:
141 ft.

NON HSI:

Latitude:	33.47640
Longitude:	81.968100
Ground Water Pathway Score:	6.50
On-Site Pathway Score:	16.79
Report Date:	03/01/1999
Additional Info:	Not reported

W.C. CAYE PROPERTY (Continued) **S104819545**

Contamination: tetrachloroethene

---

27 SSE 1/4-1/2 0.383 mi. 2022 ft.

AT&T
937 GREENE ST
AUGUSTA, GA 30902

GA LUST **U001483390**
GA UST **N/A**
GA Financial Assurance
GA TIER 2

Relative: Lower

Actual: 137 ft.

LUST:

Facility ID:	01210303
Leak ID:	Not reported
Description:	Not reported
Cleanup Status:	NFA - No Further Action
Date Received:	09/15/1992
Project Officer:	EPD Migration
Project Name:	UST - 1 - AT&T
Site Code Description:	Owner/Operator funded site
No Further Action Date:	12/14/1995

Facility:

Facility Id:	1210303
Facility Status:	Active
Facility Type:	Utilities
District:	Not reported
Contact Id:	Not reported
Owner Name:	ATT
Owner Address:	308 S Akard st. room 1700
Owner City:	Dallas
Owner State:	GA
Owner Zip:	75202
Owner City,St,Zip:	Dallas, GA 75202
Owner Telephone:	214 7410470

Tanks:

Tank ID:	1
Status:	**Removed from Ground**
Status Date:	Not reported
Tank ID:	1
Product1:	Diesel
Material:	Bare Steel
Capacity:	30000
Pipe Material:	Galvanized Steel
Pipe Type:	Not reported
Overfill Protection:	Not reported
Overfill Installed:	Not reported
Tank Exempt From Spill:	Not reported
Date Spill Device Installed:	Not reported
Tank ID:	2
Status:	**Currently in Use**
Status Date:	Not reported
Tank ID:	2
Product1:	Diesel
Material:	Fiberglass Double Walled
Capacity:	10000
Pipe Material:	Double-Walled Fiberglass

AT&T (Continued) **U001483390**

Pipe Type:	Safe Suction (Euro)
Overfill Protection:	no
Overfill Installed:	10/30/1992
Tank Exempt From Spill:	no
Date Spill Device Installed:	10/30/1992

GA Financial Assurance 1:

Region:	1
Facility ID:	1210303
Financial Responsiblity:	Insurance

GA TIER 2:

Reporting Year:	2016
Facility ID:	5816061
Facility Country:	Not reported
Company Name:	AT&T Corp.
Date Submitted:	01/16/2017
Filing Type:	302 312
SIC Code:	No SIC
NAICS Code:	517110
Dun&Bradstreet Code:	006980800
Chemicals Same as Last Year:	Not reported
Data Tier 2 Signed:	Not reported
Dikes/Saveguard Measures:	Not reported
Facility Department:	Not reported
Facility Date Modified:	01/16/2017
State Fees Total:	Not reported
Mailing Address:	Not reported
Mailing City,St,Zip:	Not reported
Mailing Country:	Not reported
Latitude:	33.474464
Longitude:	-81.969260
Lat/Long Location Desc:	Not reported
Lat/Long Method:	Not reported
Number Employees on Site:	Not reported
Site Coordinate Abbrvtns Sbmttd:	Not reported
Fire District:	Not reported
Notes:	Not reported
Validity:	Not reported

Inventory:

Facility Id:	5816061
Year:	2016
Chemical Inventory ID:	Not reported
Acute Health Risks:	True
Average Daily Amount:	68368.0
Average Daily Amount Code:	Not reported
CB Record ID:	Not reported
Chemical Same as Last Year:	Not reported
Chronic Health Risk:	True
CAS Number:	68476346
EHS Substance:	Not reported
Last Modified:	Not reported
Days on Site:	Not reported
Chemical Name:	DIESEL FUEL #2 LOW SULFUR
Fire Hazard:	True

AT&T (Continued) **U001483390**

Gas:	False
Liquid:	True
Max Daily Amount:	68368.0
Max Daily Amount Code:	Not reported
Max Amount in Largest Container:	Not reported
Mixture Form:	False
Sudden Release of Pressure Hazard:	False
Pure Form:	True
Reactive Hazard:	False
Solid:	False
Facility Name:	AT&T - R3502
Contact Info:	EH&S Hotline
Contact Type:	Fac. Emergency Coordinator
Email:	knowehs@ems.att.com
Phone1:	1-800-KNOWEHS (1-800-566-
Phone2:	1-800-KNOWEHS (1-800-566-
Phone3:	Not reported
Phone4:	Not reported
Phone5:	Not reported
Hazardous 1 least hazardous/4 most hazardous:	0
Flammable 1 least flammable/4 most flammable:	2
Reactive 1 least reactive/4 very reactive:	0
Any characteristic over/above H F and R category:	-

Inventory:

Facility Id:	5816061
Year:	2016
Chemical Inventory ID:	Not reported
Acute Health Risks:	True
Average Daily Amount:	68368.0
Average Daily Amount Code:	Not reported
CB Record ID:	Not reported
Chemical Same as Last Year:	Not reported
Chronic Health Risk:	True
CAS Number:	68476346
EHS Substance:	Not reported
Last Modified:	Not reported
Days on Site:	Not reported
Chemical Name:	DIESEL FUEL #2 LOW SULFUR
Fire Hazard:	True
Gas:	False
Liquid:	True
Max Daily Amount:	68368.0
Max Daily Amount Code:	Not reported
Max Amount in Largest Container:	Not reported
Mixture Form:	False
Sudden Release of Pressure Hazard:	False
Pure Form:	True
Reactive Hazard:	False
Solid:	False
Facility Name:	AT&T - R3502
Contact Info:	EH&S Hotline
Contact Type:	Fac. Emergency Coordinator
Email:	knowehs@ems.att.com
Phone1:	1-800-KNOWEHS (1-800-566-
Phone2:	1-800-KNOWEHS (1-800-566-
Phone3:	Not reported
Phone4:	Not reported

AT&T (Continued) **U001483390**

Phone5:	Not reported
Hazardous 1 least hazardous/4 most hazardous:	0
Flammable 1 least flammable/4 most flammable:	2
Reactive 1 least reactive/4 very reactive:	0
Any characteristic over/above H F and R category:	-

Inventory:

Facility Id:	5816061
Year:	2016
Chemical Inventory ID:	Not reported
Acute Health Risks:	True
Average Daily Amount:	68368.0
Average Daily Amount Code:	Not reported
CB Record ID:	Not reported
Chemical Same as Last Year:	Not reported
Chronic Health Risk:	True
CAS Number:	68476346
EHS Substance:	Not reported
Last Modified:	Not reported
Days on Site:	Not reported
Chemical Name:	DIESEL FUEL #2 LOW SULFUR
Fire Hazard:	True
Gas:	False
Liquid:	True
Max Daily Amount:	68368.0
Max Daily Amount Code:	Not reported
Max Amount in Largest Container:	Not reported
Mixture Form:	False
Sudden Release of Pressure Hazard:	False
Pure Form:	True
Reactive Hazard:	False
Solid:	False
Facility Name:	AT&T - R3502
Contact Info:	EH&S Hotline
Contact Type:	Fac. Emergency Coordinator
Email:	knowehs@ems.att.com
Phone1:	1-800-KNOWEHS (1-800-566-
Phone2:	1-800-KNOWEHS (1-800-566-
Phone3:	Not reported
Phone4:	Not reported
Phone5:	Not reported
Hazardous 1 least hazardous/4 most hazardous:	0
Flammable 1 least flammable/4 most flammable:	2
Reactive 1 least reactive/4 very reactive:	0
Any characteristic over/above H F and R category:	-

Inventory:

Facility Id:	5816061
Year:	2016
Chemical Inventory ID:	Not reported
Acute Health Risks:	True
Average Daily Amount:	68368.0
Average Daily Amount Code:	Not reported
CB Record ID:	Not reported
Chemical Same as Last Year:	Not reported
Chronic Health Risk:	True
CAS Number:	68476346
EHS Substance:	Not reported

AT&T (Continued) **U001483390**

Last Modified:	Not reported
Days on Site:	Not reported
Chemical Name:	DIESEL FUEL #2 LOW SULFUR
Fire Hazard:	True
Gas:	False
Liquid:	True
Max Daily Amount:	68368.0
Max Daily Amount Code:	Not reported
Max Amount in Largest Container:	Not reported
Mixture Form:	False
Sudden Release of Pressure Hazard:	False
Pure Form:	True
Reactive Hazard:	False
Solid:	False
Facility Name:	AT&T - R3502
Contact Info:	EH&S Hotline
Contact Type:	Fac. Emergency Coordinator
Email:	knowehs@ems.att.com
Phone1:	1-800-KNOWEHS (1-800-566-
Phone2:	1-800-KNOWEHS (1-800-566-
Phone3:	Not reported
Phone4:	Not reported
Phone5:	Not reported
Hazardous 1 least hazardous/4 most hazardous:	0
Flammable 1 least flammable/4 most flammable:	2
Reactive 1 least reactive/4 very reactive:	0
Any characteristic over/above H F and R category:	-

Inventory:

Facility Id:	5816061
Year:	2016
Chemical Inventory ID:	Not reported
Acute Health Risks:	True
Average Daily Amount:	68368.0
Average Daily Amount Code:	Not reported
CB Record ID:	Not reported
Chemical Same as Last Year:	Not reported
Chronic Health Risk:	True
CAS Number:	68476346
EHS Substance:	Not reported
Last Modified:	Not reported
Days on Site:	Not reported
Chemical Name:	DIESEL FUEL #2 LOW SULFUR
Fire Hazard:	True
Gas:	False
Liquid:	True
Max Daily Amount:	68368.0
Max Daily Amount Code:	Not reported
Max Amount in Largest Container:	Not reported
Mixture Form:	False
Sudden Release of Pressure Hazard:	False
Pure Form:	True
Reactive Hazard:	False
Solid:	False
Facility Name:	AT&T - R3502
Contact Info:	EH&S Hotline
Contact Type:	Fac. Emergency Coordinator
Email:	knowehs@ems.att.com

AT&T (Continued) **U001483390**

Phone1:	1-800-KNOWEHS (1-800-566-
Phone2:	1-800-KNOWEHS (1-800-566-
Phone3:	Not reported
Phone4:	Not reported
Phone5:	Not reported
Hazardous 1 least hazardous/4 most hazardous:	0
Flammable 1 least flammable/4 most flammable:	2
Reactive 1 least reactive/4 very reactive:	0
Any characteristic over/above H F and R category:	-

Inventory:

Facility Id:	5816061
Year:	2016
Chemical Inventory ID:	Not reported
Acute Health Risks:	True
Average Daily Amount:	68368.0
Average Daily Amount Code:	Not reported
CB Record ID:	Not reported
Chemical Same as Last Year:	Not reported
Chronic Health Risk:	True
CAS Number:	68476346
EHS Substance:	Not reported
Last Modified:	Not reported
Days on Site:	Not reported
Chemical Name:	DIESEL FUEL #2 LOW SULFUR
Fire Hazard:	True
Gas:	False
Liquid:	True
Max Daily Amount:	68368.0
Max Daily Amount Code:	Not reported
Max Amount in Largest Container:	Not reported
Mixture Form:	False
Sudden Release of Pressure Hazard:	False
Pure Form:	True
Reactive Hazard:	False
Solid:	False
Facility Name:	AT&T - R3502
Contact Info:	EH&S Hotline
Contact Type:	Fac. Emergency Coordinator
Email:	knowehs@ems.att.com
Phone1:	1-800-KNOWEHS (1-800-566-
Phone2:	1-800-KNOWEHS (1-800-566-
Phone3:	Not reported
Phone4:	Not reported
Phone5:	Not reported
Hazardous 1 least hazardous/4 most hazardous:	0
Flammable 1 least flammable/4 most flammable:	2
Reactive 1 least reactive/4 very reactive:	0
Any characteristic over/above H F and R category:	-

Inventory:

Facility Id:	5816061
Year:	2016
Chemical Inventory ID:	Not reported
Acute Health Risks:	True
Average Daily Amount:	68368.0
Average Daily Amount Code:	Not reported
CB Record ID:	Not reported

AT&T (Continued) **U001483390**

Chemical Same as Last Year:	Not reported
Chronic Health Risk:	True
CAS Number:	68476346
EHS Substance:	Not reported
Last Modified:	Not reported
Days on Site:	Not reported
Chemical Name:	DIESEL FUEL #2 LOW SULFUR
Fire Hazard:	True
Gas:	False
Liquid:	True
Max Daily Amount:	68368.0
Max Daily Amount Code:	Not reported
Max Amount in Largest Container:	Not reported
Mixture Form:	False
Sudden Release of Pressure Hazard:	False
Pure Form:	True
Reactive Hazard:	False
Solid:	False
Facility Name:	AT&T - R3502
Contact Info:	EH&S Hotline
Contact Type:	Fac. Emergency Coordinator
Email:	knowehs@ems.att.com
Phone1:	1-800-KNOWEHS (1-800-566-
Phone2:	1-800-KNOWEHS (1-800-566-
Phone3:	Not reported
Phone4:	Not reported
Phone5:	Not reported
Hazardous 1 least hazardous/4 most hazardous:	0
Flammable 1 least flammable/4 most flammable:	2
Reactive 1 least reactive/4 very reactive:	0
Any characteristic over/above H F and R category:	-

Inventory:

Facility Id:	5816061
Year:	2016
Chemical Inventory ID:	Not reported
Acute Health Risks:	True
Average Daily Amount:	68368.0
Average Daily Amount Code:	Not reported
CB Record ID:	Not reported
Chemical Same as Last Year:	Not reported
Chronic Health Risk:	True
CAS Number:	68476346
EHS Substance:	Not reported
Last Modified:	Not reported
Days on Site:	Not reported
Chemical Name:	DIESEL FUEL #2 LOW SULFUR
Fire Hazard:	True
Gas:	False
Liquid:	True
Max Daily Amount:	68368.0
Max Daily Amount Code:	Not reported
Max Amount in Largest Container:	Not reported
Mixture Form:	False
Sudden Release of Pressure Hazard:	False
Pure Form:	True
Reactive Hazard:	False
Solid:	False

AT&T (Continued) **U001483390**

Facility Name:	AT&T - R3502
Contact Info:	EH&S Hotline
Contact Type:	Fac. Emergency Coordinator
Email:	knowehs@ems.att.com
Phone1:	1-800-KNOWEHS (1-800-566-
Phone2:	1-800-KNOWEHS (1-800-566-
Phone3:	Not reported
Phone4:	Not reported
Phone5:	Not reported
Hazardous 1 least hazardous/4 most hazardous:	0
Flammable 1 least flammable/4 most flammable:	2
Reactive 1 least reactive/4 very reactive:	0
Any characteristic over/above H F and R category:	-

Reporting Year:	2015
Facility ID:	5373363
Facility Country:	Not reported
Company Name:	AT&T Corp.
Date Submitted:	01/13/2016
Filing Type:	302; 312
SIC Code:	No SIC
NAICS Code:	517110
Dun&Bradstreet Code:	006980800
Chemicals Same as Last Year:	Not reported
Data Tier 2 Signed:	Not reported
Dikes/Saveguard Measures:	Not reported
Facility Department:	Not reported
Facility Date Modified:	01/12/2016
State Fees Total:	Not reported
Mailing Address:	Not reported
Mailing City,St,Zip:	Not reported
Mailing Country:	Not reported
Latitude:	33.474464
Longitude:	-81.969260
Lat/Long Location Desc:	Not reported
Lat/Long Method:	Not reported
Number Employees on Site:	Not reported
Site Coordinate Abbrvtns Sbmttd:	Not reported
Fire District:	Not reported
Notes:	Not reported
Validity:	Not reported

Inventory:

Facility Id:	5373363
Year:	2015
Chemical Inventory ID:	Not reported
Acute Health Risks:	True
Average Daily Amount:	73493.0
Average Daily Amount Code:	Not reported
CB Record ID:	Not reported
Chemical Same as Last Year:	Not reported
Chronic Health Risk:	True
CAS Number:	68476346
EHS Substance:	Not reported
Last Modified:	Not reported
Days on Site:	Not reported
Chemical Name:	DIESEL FUEL #2 LOW SULFUR
Fire Hazard:	True

AT&T (Continued) **U001483390**

Gas:	False
Liquid:	True
Max Daily Amount:	73493.0
Max Daily Amount Code:	Not reported
Max Amount in Largest Container:	Not reported
Mixture Form:	False
Sudden Release of Pressure Hazard:	False
Pure Form:	True
Reactive Hazard:	False
Solid:	False
Facility Name:	AT&T - R3502
Contact Info:	EH&S Hotline
Contact Type:	Fac. Emergency Coordinator
Email:	knowehs@ems.att.com
Phone1:	1-800-KNOWEHS (1-800-566-
Phone2:	1-800-KNOWEHS (1-800-566-
Phone3:	Not reported
Phone4:	Not reported
Phone5:	Not reported
Hazardous 1 least hazardous/4 most hazardous:	0
Flammable 1 least flammable/4 most flammable:	2
Reactive 1 least reactive/4 very reactive:	0
Any characteristic over/above H F and R category:	-

Inventory:

Facility Id:	5373363
Year:	2015
Chemical Inventory ID:	Not reported
Acute Health Risks:	True
Average Daily Amount:	73493.0
Average Daily Amount Code:	Not reported
CB Record ID:	Not reported
Chemical Same as Last Year:	Not reported
Chronic Health Risk:	True
CAS Number:	68476346
EHS Substance:	Not reported
Last Modified:	Not reported
Days on Site:	Not reported
Chemical Name:	DIESEL FUEL #2 LOW SULFUR
Fire Hazard:	True
Gas:	False
Liquid:	True
Max Daily Amount:	73493.0
Max Daily Amount Code:	Not reported
Max Amount in Largest Container:	Not reported
Mixture Form:	False
Sudden Release of Pressure Hazard:	False
Pure Form:	True
Reactive Hazard:	False
Solid:	False
Facility Name:	AT&T - R3502
Contact Info:	EH&S Hotline
Contact Type:	Fac. Emergency Coordinator
Email:	knowehs@ems.att.com
Phone1:	1-800-KNOWEHS (1-800-566-
Phone2:	1-800-KNOWEHS (1-800-566-
Phone3:	Not reported
Phone4:	Not reported

AT&T (Continued) **U001483390**

Phone5:	Not reported
Hazardous 1 least hazardous/4 most hazardous:	0
Flammable 1 least flammable/4 most flammable:	2
Reactive 1 least reactive/4 very reactive:	0
Any characteristic over/above H F and R category:	-

Inventory:

Facility Id:	5373363
Year:	2015
Chemical Inventory ID:	Not reported
Acute Health Risks:	True
Average Daily Amount:	73493.0
Average Daily Amount Code:	Not reported
CB Record ID:	Not reported
Chemical Same as Last Year:	Not reported
Chronic Health Risk:	True
CAS Number:	68476346
EHS Substance:	Not reported
Last Modified:	Not reported
Days on Site:	Not reported
Chemical Name:	DIESEL FUEL #2 LOW SULFUR
Fire Hazard:	True
Gas:	False
Liquid:	True
Max Daily Amount:	73493.0
Max Daily Amount Code:	Not reported
Max Amount in Largest Container:	Not reported
Mixture Form:	False
Sudden Release of Pressure Hazard:	False
Pure Form:	True
Reactive Hazard:	False
Solid:	False
Facility Name:	AT&T - R3502
Contact Info:	EH&S Hotline
Contact Type:	Fac. Emergency Coordinator
Email:	knowehs@ems.att.com
Phone1:	1-800-KNOWEHS (1-800-566-
Phone2:	1-800-KNOWEHS (1-800-566-
Phone3:	Not reported
Phone4:	Not reported
Phone5:	Not reported
Hazardous 1 least hazardous/4 most hazardous:	0
Flammable 1 least flammable/4 most flammable:	2
Reactive 1 least reactive/4 very reactive:	0
Any characteristic over/above H F and R category:	-

Inventory:

Facility Id:	5373363
Year:	2015
Chemical Inventory ID:	Not reported
Acute Health Risks:	True
Average Daily Amount:	73493.0
Average Daily Amount Code:	Not reported
CB Record ID:	Not reported
Chemical Same as Last Year:	Not reported
Chronic Health Risk:	True
CAS Number:	68476346
EHS Substance:	Not reported

AT&T (Continued) **U001483390**

Last Modified:	Not reported
Days on Site:	Not reported
Chemical Name:	DIESEL FUEL #2 LOW SULFUR
Fire Hazard:	True
Gas:	False
Liquid:	True
Max Daily Amount:	73493.0
Max Daily Amount Code:	Not reported
Max Amount in Largest Container:	Not reported
Mixture Form:	False
Sudden Release of Pressure Hazard:	False
Pure Form:	True
Reactive Hazard:	False
Solid:	False
Facility Name:	AT&T - R3502
Contact Info:	EH&S Hotline
Contact Type:	Fac. Emergency Coordinator
Email:	knowehs@ems.att.com
Phone1:	1-800-KNOWEHS (1-800-566-
Phone2:	1-800-KNOWEHS (1-800-566-
Phone3:	Not reported
Phone4:	Not reported
Phone5:	Not reported
Hazardous 1 least hazardous/4 most hazardous:	0
Flammable 1 least flammable/4 most flammable:	2
Reactive 1 least reactive/4 very reactive:	0
Any characteristic over/above H F and R category:	-

Inventory:

Facility Id:	5373363
Year:	2015
Chemical Inventory ID:	Not reported
Acute Health Risks:	True
Average Daily Amount:	73493.0
Average Daily Amount Code:	Not reported
CB Record ID:	Not reported
Chemical Same as Last Year:	Not reported
Chronic Health Risk:	True
CAS Number:	68476346
EHS Substance:	Not reported
Last Modified:	Not reported
Days on Site:	Not reported
Chemical Name:	DIESEL FUEL #2 LOW SULFUR
Fire Hazard:	True
Gas:	False
Liquid:	True
Max Daily Amount:	73493.0
Max Daily Amount Code:	Not reported
Max Amount in Largest Container:	Not reported
Mixture Form:	False
Sudden Release of Pressure Hazard:	False
Pure Form:	True
Reactive Hazard:	False
Solid:	False
Facility Name:	AT&T - R3502
Contact Info:	EH&S Hotline
Contact Type:	Fac. Emergency Coordinator
Email:	knowehs@ems.att.com

AT&T (Continued) **U001483390**

Phone1:	1-800-KNOWEHS (1-800-566-
Phone2:	1-800-KNOWEHS (1-800-566-
Phone3:	Not reported
Phone4:	Not reported
Phone5:	Not reported
Hazardous 1 least hazardous/4 most hazardous:	0
Flammable 1 least flammable/4 most flammable:	2
Reactive 1 least reactive/4 very reactive:	0
Any characteristic over/above H F and R category:	-

Inventory:

Facility Id:	5373363
Year:	2015
Chemical Inventory ID:	Not reported
Acute Health Risks:	True
Average Daily Amount:	73493.0
Average Daily Amount Code:	Not reported
CB Record ID:	Not reported
Chemical Same as Last Year:	Not reported
Chronic Health Risk:	True
CAS Number:	68476346
EHS Substance:	Not reported
Last Modified:	Not reported
Days on Site:	Not reported
Chemical Name:	DIESEL FUEL #2 LOW SULFUR
Fire Hazard:	True
Gas:	False
Liquid:	True
Max Daily Amount:	73493.0
Max Daily Amount Code:	Not reported
Max Amount in Largest Container:	Not reported
Mixture Form:	False
Sudden Release of Pressure Hazard:	False
Pure Form:	True
Reactive Hazard:	False
Solid:	False
Facility Name:	AT&T - R3502
Contact Info:	EH&S Hotline
Contact Type:	Fac. Emergency Coordinator
Email:	knowehs@ems.att.com
Phone1:	1-800-KNOWEHS (1-800-566-
Phone2:	1-800-KNOWEHS (1-800-566-
Phone3:	Not reported
Phone4:	Not reported
Phone5:	Not reported
Hazardous 1 least hazardous/4 most hazardous:	0
Flammable 1 least flammable/4 most flammable:	2
Reactive 1 least reactive/4 very reactive:	0
Any characteristic over/above H F and R category:	-

Inventory:

Facility Id:	5373363
Year:	2015
Chemical Inventory ID:	Not reported
Acute Health Risks:	True
Average Daily Amount:	73493.0
Average Daily Amount Code:	Not reported
CB Record ID:	Not reported

AT&T (Continued) **U001483390**

Chemical Same as Last Year:	Not reported
Chronic Health Risk:	True
CAS Number:	68476346
EHS Substance:	Not reported
Last Modified:	Not reported
Days on Site:	Not reported
Chemical Name:	DIESEL FUEL #2 LOW SULFUR
Fire Hazard:	True
Gas:	False
Liquid:	True
Max Daily Amount:	73493.0
Max Daily Amount Code:	Not reported
Max Amount in Largest Container:	Not reported
Mixture Form:	False
Sudden Release of Pressure Hazard:	False
Pure Form:	True
Reactive Hazard:	False
Solid:	False
Facility Name:	AT&T - R3502
Contact Info:	EH&S Hotline
Contact Type:	Fac. Emergency Coordinator
Email:	knowehs@ems.att.com
Phone1:	1-800-KNOWEHS (1-800-566-
Phone2:	1-800-KNOWEHS (1-800-566-
Phone3:	Not reported
Phone4:	Not reported
Phone5:	Not reported
Hazardous 1 least hazardous/4 most hazardous:	0
Flammable 1 least flammable/4 most flammable:	2
Reactive 1 least reactive/4 very reactive:	0
Any characteristic over/above H F and R category:	-

Inventory:

Facility Id:	5373363
Year:	2015
Chemical Inventory ID:	Not reported
Acute Health Risks:	True
Average Daily Amount:	73493.0
Average Daily Amount Code:	Not reported
CB Record ID:	Not reported
Chemical Same as Last Year:	Not reported
Chronic Health Risk:	True
CAS Number:	68476346
EHS Substance:	Not reported
Last Modified:	Not reported
Days on Site:	Not reported
Chemical Name:	DIESEL FUEL #2 LOW SULFUR
Fire Hazard:	True
Gas:	False
Liquid:	True
Max Daily Amount:	73493.0
Max Daily Amount Code:	Not reported
Max Amount in Largest Container:	Not reported
Mixture Form:	False
Sudden Release of Pressure Hazard:	False
Pure Form:	True
Reactive Hazard:	False
Solid:	False

AT&T (Continued) **U001483390**

Facility Name:	AT&T - R3502
Contact Info:	EH&S Hotline
Contact Type:	Fac. Emergency Coordinator
Email:	knowehs@ems.att.com
Phone1:	1-800-KNOWEHS (1-800-566-
Phone2:	1-800-KNOWEHS (1-800-566-
Phone3:	Not reported
Phone4:	Not reported
Phone5:	Not reported
Hazardous 1 least hazardous/4 most hazardous:	0
Flammable 1 least flammable/4 most flammable:	2
Reactive 1 least reactive/4 very reactive:	0
Any characteristic over/above H F and R category:	-

Reporting Year:	2014
Facility ID:	4985508
Facility Country:	Not reported
Company Name:	AT&T
Date Submitted:	01/15/2015
Filing Type:	302Tier2
SIC Code:	No SIC
NAICS Code:	517110
Dun&Bradstreet Code:	006980800
Chemicals Same as Last Year:	Not reported
Data Tier 2 Signed:	Not reported
Dikes/Saveguard Measures:	Not reported
Facility Department:	Not reported
Facility Date Modified:	01/15/2015
State Fees Total:	Not reported
Mailing Address:	Not reported
Mailing City,St,Zip:	Not reported
Mailing Country:	Not reported
Latitude:	33.474464
Longitude:	-81.969260
Lat/Long Location Desc:	Not reported
Lat/Long Method:	Not reported
Number Employees on Site:	Not reported
Site Coordinate Abbrvtns Sbmttd:	Not reported
Fire District:	Not reported
Notes:	Not reported
Validity:	Not reported

Reporting Year:	2012
Facility ID:	4024468
Facility Country:	Not reported
Company Name:	AT&T - R3502
Date Submitted:	Not reported
Filing Type:	Not reported
SIC Code:	Not reported
NAICS Code:	Not reported
Dun&Bradstreet Code:	Not reported
Chemicals Same as Last Year:	Not reported
Data Tier 2 Signed:	01/06/2013
Dikes/Saveguard Measures:	Not reported
Facility Department:	Not reported
Facility Date Modified:	01/06/2013
State Fees Total:	Not reported

AT&T (Continued) **U001483390**

Mailing Address:	Not reported
Mailing City,St,Zip:	Not reported
Mailing Country:	Not reported
Latitude:	33.47466
Longitude:	-81.96986
Lat/Long Location Desc:	Not reported
Lat/Long Method:	Not reported
Number Employees on Site:	Not reported
Site Coordinate Abbrvtns Sbmttd:	Not reported
Fire District:	Not reported
Notes:	Not reported
Validity:	Not reported
Contact 1:	EH&S Hotline
Contact Type 1:	Alternate Contact
Contact Email 1:	Not reported
Contact 1 Telephone1:	1-800-KNOWEHS (1-800-566-9347)
Contact 1 Telephone2:	Not reported
Contact 1 Phone3:	Not reported
Contact Name 2:	FRANK ALBERT
Contact Type 2:	Emergency Contact
Contact Email 2:	ba3745@us.att.com
Contact 2 Telephone1:	(706) 729-5502
Contact 2 Telephone2:	1-800-566-9347
Contact Name 3:	AT&T Corp.
Contact Type 3:	Owner / Operator
Contact Email 3:	sb0464@att.com
Contact 3 Telephone1:	904-614-5041
Contact 3 Telephone2:	Not reported
Contact 3 Telephone3:	Not reported
Contact Name 4:	AT&T Corp.
Contact Type 4:	Owner / Operator
Contact Email 4:	sb0464@att.com
Contact 4 Telephone1:	904-614-5041
Contact 4 Telephone2:	Not reported
Contact Name 5:	Not reported
Contact Type 5:	Not reported
Contact Email 5:	Not reported
Contact 5 Telephone1:	Not reported
Contact 5 Telephone2:	Not reported
Contact 5 Telephone3:	Not reported

Inventory:

Facility Id:	4024468
Year:	2012
Chemical Inventory ID:	Not reported
Acute Health Risks:	True
Average Daily Amount:	73185.0
Average Daily Amount Code:	Not reported
CB Record ID:	Not reported
Chemical Same as Last Year:	Not reported
Chronic Health Risk:	True
CAS Number:	68476346
EHS Substance:	Not reported
Last Modified:	Not reported
Days on Site:	Not reported
Chemical Name:	DIESEL FUEL #2 LOW SULFUR
Fire Hazard:	True
Gas:	False

AT&T (Continued) **U001483390**

Liquid:	True
Max Daily Amount:	73185.0
Max Daily Amount Code:	Not reported
Max Amount in Largest Container:	Not reported
Mixture Form:	False
Sudden Release of Pressure Hazard:	False
Pure Form:	True
Reactive Hazard:	False
Solid:	False
Facility Name:	AT&T - R3502
Contact Info:	FRANK ALBERT
Contact Type:	Emergency Contact
Email:	ba3745@us.att.com
Phone1:	(706) 729-5502
Phone2:	1-800-566-9347
Phone3:	Not reported
Phone4:	Not reported
Phone5:	Not reported
Hazardous 1 least hazardous/4 most hazardous:	0
Flammable 1 least flammable/4 most flammable:	2
Reactive 1 least reactive/4 very reactive:	0
Any characteristic over/above H F and R category:	-

Inventory:

Facility Id:	4024468
Year:	2012
Chemical Inventory ID:	Not reported
Acute Health Risks:	True
Average Daily Amount:	73185.0
Average Daily Amount Code:	Not reported
CB Record ID:	Not reported
Chemical Same as Last Year:	Not reported
Chronic Health Risk:	True
CAS Number:	68476346
EHS Substance:	Not reported
Last Modified:	Not reported
Days on Site:	Not reported
Chemical Name:	DIESEL FUEL #2 LOW SULFUR
Fire Hazard:	True
Gas:	False
Liquid:	True
Max Daily Amount:	73185.0
Max Daily Amount Code:	Not reported
Max Amount in Largest Container:	Not reported
Mixture Form:	False
Sudden Release of Pressure Hazard:	False
Pure Form:	True
Reactive Hazard:	False
Solid:	False
Facility Name:	AT&T - R3502
Contact Info:	FRANK ALBERT
Contact Type:	Emergency Contact
Email:	ba3745@us.att.com
Phone1:	(706) 729-5502
Phone2:	1-800-566-9347
Phone3:	Not reported
Phone4:	Not reported
Phone5:	Not reported

AT&T (Continued) **U001483390**

Hazardous 1 least hazardous/4 most hazardous:	0
Flammable 1 least flammable/4 most flammable:	2
Reactive 1 least reactive/4 very reactive:	0
Any characteristic over/above H F and R category:	-

Inventory:

Facility Id:	4024468
Year:	2012
Chemical Inventory ID:	Not reported
Acute Health Risks:	True
Average Daily Amount:	73185.0
Average Daily Amount Code:	Not reported
CB Record ID:	Not reported
Chemical Same as Last Year:	Not reported
Chronic Health Risk:	True
CAS Number:	68476346
EHS Substance:	Not reported
Last Modified:	Not reported
Days on Site:	Not reported
Chemical Name:	DIESEL FUEL #2 LOW SULFUR
Fire Hazard:	True
Gas:	False
Liquid:	True
Max Daily Amount:	73185.0
Max Daily Amount Code:	Not reported
Max Amount in Largest Container:	Not reported
Mixture Form:	False
Sudden Release of Pressure Hazard:	False
Pure Form:	True
Reactive Hazard:	False
Solid:	False
Facility Name:	AT&T - R3502
Contact Info:	FRANK ALBERT
Contact Type:	Emergency Contact
Email:	ba3745@us.att.com
Phone1:	(706) 729-5502
Phone2:	1-800-566-9347
Phone3:	Not reported
Phone4:	Not reported
Phone5:	Not reported
Hazardous 1 least hazardous/4 most hazardous:	0
Flammable 1 least flammable/4 most flammable:	2
Reactive 1 least reactive/4 very reactive:	0
Any characteristic over/above H F and R category:	-

Inventory:

Facility Id:	4024468
Year:	2012
Chemical Inventory ID:	Not reported
Acute Health Risks:	True
Average Daily Amount:	73185.0
Average Daily Amount Code:	Not reported
CB Record ID:	Not reported
Chemical Same as Last Year:	Not reported
Chronic Health Risk:	True
CAS Number:	68476346
EHS Substance:	Not reported
Last Modified:	Not reported

AT&T (Continued) **U001483390**

Days on Site:	Not reported
Chemical Name:	DIESEL FUEL #2 LOW SULFUR
Fire Hazard:	True
Gas:	False
Liquid:	True
Max Daily Amount:	73185.0
Max Daily Amount Code:	Not reported
Max Amount in Largest Container:	Not reported
Mixture Form:	False
Sudden Release of Pressure Hazard:	False
Pure Form:	True
Reactive Hazard:	False
Solid:	False
Facility Name:	AT&T - R3502
Contact Info:	FRANK ALBERT
Contact Type:	Emergency Contact
Email:	ba3745@us.att.com
Phone1:	(706) 729-5502
Phone2:	1-800-566-9347
Phone3:	Not reported
Phone4:	Not reported
Phone5:	Not reported
Hazardous 1 least hazardous/4 most hazardous:	0
Flammable 1 least flammable/4 most flammable:	2
Reactive 1 least reactive/4 very reactive:	0
Any characteristic over/above H F and R category:	-

Inventory:

Facility Id:	4024468
Year:	2012
Chemical Inventory ID:	Not reported
Acute Health Risks:	True
Average Daily Amount:	73185.0
Average Daily Amount Code:	Not reported
CB Record ID:	Not reported
Chemical Same as Last Year:	Not reported
Chronic Health Risk:	True
CAS Number:	68476346
EHS Substance:	Not reported
Last Modified:	Not reported
Days on Site:	Not reported
Chemical Name:	DIESEL FUEL #2 LOW SULFUR
Fire Hazard:	True
Gas:	False
Liquid:	True
Max Daily Amount:	73185.0
Max Daily Amount Code:	Not reported
Max Amount in Largest Container:	Not reported
Mixture Form:	False
Sudden Release of Pressure Hazard:	False
Pure Form:	True
Reactive Hazard:	False
Solid:	False
Facility Name:	AT&T - R3502
Contact Info:	FRANK ALBERT
Contact Type:	Emergency Contact
Email:	ba3745@us.att.com
Phone1:	(706) 729-5502

AT&T (Continued) **U001483390**

Phone2:	1-800-566-9347
Phone3:	Not reported
Phone4:	Not reported
Phone5:	Not reported
Hazardous 1 least hazardous/4 most hazardous:	0
Flammable 1 least flammable/4 most flammable:	2
Reactive 1 least reactive/4 very reactive:	0
Any characteristic over/above H F and R category:	-

Inventory:

Facility Id:	4024468
Year:	2012
Chemical Inventory ID:	Not reported
Acute Health Risks:	True
Average Daily Amount:	73185.0
Average Daily Amount Code:	Not reported
CB Record ID:	Not reported
Chemical Same as Last Year:	Not reported
Chronic Health Risk:	True
CAS Number:	68476346
EHS Substance:	Not reported
Last Modified:	Not reported
Days on Site:	Not reported
Chemical Name:	DIESEL FUEL #2 LOW SULFUR
Fire Hazard:	True
Gas:	False
Liquid:	True
Max Daily Amount:	73185.0
Max Daily Amount Code:	Not reported
Max Amount in Largest Container:	Not reported
Mixture Form:	False
Sudden Release of Pressure Hazard:	False
Pure Form:	True
Reactive Hazard:	False
Solid:	False
Facility Name:	AT&T - R3502
Contact Info:	FRANK ALBERT
Contact Type:	Emergency Contact
Email:	ba3745@us.att.com
Phone1:	(706) 729-5502
Phone2:	1-800-566-9347
Phone3:	Not reported
Phone4:	Not reported
Phone5:	Not reported
Hazardous 1 least hazardous/4 most hazardous:	0
Flammable 1 least flammable/4 most flammable:	2
Reactive 1 least reactive/4 very reactive:	0
Any characteristic over/above H F and R category:	-

Inventory:

Facility Id:	4024468
Year:	2012
Chemical Inventory ID:	Not reported
Acute Health Risks:	True
Average Daily Amount:	73185.0
Average Daily Amount Code:	Not reported
CB Record ID:	Not reported
Chemical Same as Last Year:	Not reported

AT&T (Continued) **U001483390**

Chronic Health Risk:	True
CAS Number:	68476346
EHS Substance:	Not reported
Last Modified:	Not reported
Days on Site:	Not reported
Chemical Name:	DIESEL FUEL #2 LOW SULFUR
Fire Hazard:	True
Gas:	False
Liquid:	True
Max Daily Amount:	73185.0
Max Daily Amount Code:	Not reported
Max Amount in Largest Container:	Not reported
Mixture Form:	False
Sudden Release of Pressure Hazard:	False
Pure Form:	True
Reactive Hazard:	False
Solid:	False
Facility Name:	AT&T - R3502
Contact Info:	FRANK ALBERT
Contact Type:	Emergency Contact
Email:	ba3745@us.att.com
Phone1:	(706) 729-5502
Phone2:	1-800-566-9347
Phone3:	Not reported
Phone4:	Not reported
Phone5:	Not reported
Hazardous 1 least hazardous/4 most hazardous:	0
Flammable 1 least flammable/4 most flammable:	2
Reactive 1 least reactive/4 very reactive:	0
Any characteristic over/above H F and R category:	-

Inventory:

Facility Id:	4024468
Year:	2012
Chemical Inventory ID:	Not reported
Acute Health Risks:	True
Average Daily Amount:	73185.0
Average Daily Amount Code:	Not reported
CB Record ID:	Not reported
Chemical Same as Last Year:	Not reported
Chronic Health Risk:	True
CAS Number:	68476346
EHS Substance:	Not reported
Last Modified:	Not reported
Days on Site:	Not reported
Chemical Name:	DIESEL FUEL #2 LOW SULFUR
Fire Hazard:	True
Gas:	False
Liquid:	True
Max Daily Amount:	73185.0
Max Daily Amount Code:	Not reported
Max Amount in Largest Container:	Not reported
Mixture Form:	False
Sudden Release of Pressure Hazard:	False
Pure Form:	True
Reactive Hazard:	False
Solid:	False
Facility Name:	AT&T - R3502

AT&T (Continued) **U001483390**

Contact Info:	FRANK ALBERT
Contact Type:	Emergency Contact
Email:	ba3745@us.att.com
Phone1:	(706) 729-5502
Phone2:	1-800-566-9347
Phone3:	Not reported
Phone4:	Not reported
Phone5:	Not reported
Hazardous 1 least hazardous/4 most hazardous:	0
Flammable 1 least flammable/4 most flammable:	2
Reactive 1 least reactive/4 very reactive:	0
Any characteristic over/above H F and R category:	-

Reporting Year:	2011
Facility ID:	2897937
Facility Country:	Not reported
Company Name:	Not reported
Date Submitted:	Not reported
Filing Type:	Not reported
SIC Code:	Not reported
NAICS Code:	Not reported
Dun&Bradstreet Code:	Not reported
Chemicals Same as Last Year:	Not reported
Data Tier 2 Signed:	01/23/2012
Dikes/Saveguard Measures:	Not reported
Facility Department:	Not reported
Facility Date Modified:	05/02/2012
State Fees Total:	Not reported
Mailing Address:	Not reported
Mailing City,St,Zip:	Not reported
Mailing Country:	Not reported
Latitude:	33.47467
Longitude:	-81.96986
Lat/Long Location Desc:	Not reported
Lat/Long Method:	Not reported
Number Employees on Site:	Not reported
Site Coordinate Abbrvtns Sbmttd:	Not reported
Fire District:	Not reported
Notes:	Not reported
Validity:	Not reported
Contact 1:	Not reported
Contact Type 1:	Not reported
Contact Email 1:	Not reported
Contact 1 Telephone1:	Not reported
Contact 1 Telephone2:	Not reported
Contact 1 Phone3:	Not reported
Contact Name 2:	Not reported
Contact Type 2:	Not reported
Contact Email 2:	Not reported
Contact 2 Telephone1:	Not reported
Contact 2 Telephone2:	Not reported
Contact Name 3:	Not reported
Contact Type 3:	Not reported
Contact Email 3:	Not reported
Contact 3 Telephone1:	Not reported
Contact 3 Telephone2:	Not reported
Contact 3 Telephone3:	Not reported

AT&T (Continued) **U001483390**

Contact Name 4:	Not reported
Contact Type 4:	Not reported
Contact Email 4:	Not reported
Contact 4 Telephone1:	Not reported
Contact 4 Telephone2:	Not reported
Contact Name 5:	Not reported
Contact Type 5:	Not reported
Contact Email 5:	Not reported
Contact 5 Telephone1:	Not reported
Contact 5 Telephone2:	Not reported
Contact 5 Telephone3:	Not reported

Inventory:

Facility Id:	2897937
Year:	2011
Chemical Inventory ID:	Not reported
Acute Health Risks:	True
Average Daily Amount:	73185.0
Average Daily Amount Code:	Not reported
CB Record ID:	Not reported
Chemical Same as Last Year:	Not reported
Chronic Health Risk:	True
CAS Number:	68476346
EHS Substance:	Not reported
Last Modified:	Not reported
Days on Site:	Not reported
Chemical Name:	DIESEL FUEL #2 LOW SULFUR
Fire Hazard:	True
Gas:	False
Liquid:	True
Max Daily Amount:	73185.0
Max Daily Amount Code:	Not reported
Max Amount in Largest Container:	Not reported
Mixture Form:	False
Sudden Release of Pressure Hazard:	False
Pure Form:	True
Reactive Hazard:	False
Solid:	False
Facility Name:	Not reported
Contact Info:	Not reported
Contact Type:	Not reported
Email:	Not reported
Phone1:	Not reported
Phone2:	Not reported
Phone3:	Not reported
Phone4:	Not reported
Phone5:	Not reported
Hazardous 1 least hazardous/4 most hazardous:	Not reported
Flammable 1 least flammable/4 most flammable:	Not reported
Reactive 1 least reactive/4 very reactive:	Not reported
Any characteristic over/above H F and R category:	Not reported

Inventory:

Facility Id:	2897937
Year:	2011
Chemical Inventory ID:	Not reported
Acute Health Risks:	True
Average Daily Amount:	73185.0

AT&T (Continued) **U001483390**

Average Daily Amount Code:	Not reported
CB Record ID:	Not reported
Chemical Same as Last Year:	Not reported
Chronic Health Risk:	True
CAS Number:	68476346
EHS Substance:	Not reported
Last Modified:	Not reported
Days on Site:	Not reported
Chemical Name:	DIESEL FUEL #2 LOW SULFUR
Fire Hazard:	True
Gas:	False
Liquid:	True
Max Daily Amount:	73185.0
Max Daily Amount Code:	Not reported
Max Amount in Largest Container:	Not reported
Mixture Form:	False
Sudden Release of Pressure Hazard:	False
Pure Form:	True
Reactive Hazard:	False
Solid:	False
Facility Name:	Not reported
Contact Info:	Not reported
Contact Type:	Not reported
Email:	Not reported
Phone1:	Not reported
Phone2:	Not reported
Phone3:	Not reported
Phone4:	Not reported
Phone5:	Not reported
Hazardous 1 least hazardous/4 most hazardous:	Not reported
Flammable 1 least flammable/4 most flammable:	Not reported
Reactive 1 least reactive/4 very reactive:	Not reported
Any characteristic over/above H F and R category:	Not reported

Inventory:

Facility Id:	2897937
Year:	2011
Chemical Inventory ID:	Not reported
Acute Health Risks:	True
Average Daily Amount:	73185.0
Average Daily Amount Code:	Not reported
CB Record ID:	Not reported
Chemical Same as Last Year:	Not reported
Chronic Health Risk:	True
CAS Number:	68476346
EHS Substance:	Not reported
Last Modified:	Not reported
Days on Site:	Not reported
Chemical Name:	DIESEL FUEL #2 LOW SULFUR
Fire Hazard:	True
Gas:	False
Liquid:	True
Max Daily Amount:	73185.0
Max Daily Amount Code:	Not reported
Max Amount in Largest Container:	Not reported
Mixture Form:	False
Sudden Release of Pressure Hazard:	False
Pure Form:	True

AT&T (Continued) **U001483390**

Reactive Hazard:	False
Solid:	False
Facility Name:	Not reported
Contact Info:	Not reported
Contact Type:	Not reported
Email:	Not reported
Phone1:	Not reported
Phone2:	Not reported
Phone3:	Not reported
Phone4:	Not reported
Phone5:	Not reported
Hazardous 1 least hazardous/4 most hazardous:	Not reported
Flammable 1 least flammable/4 most flammable:	Not reported
Reactive 1 least reactive/4 very reactive:	Not reported
Any characteristic over/above H F and R category:	Not reported

Inventory:

Facility Id:	2897937
Year:	2011
Chemical Inventory ID:	Not reported
Acute Health Risks:	True
Average Daily Amount:	73185.0
Average Daily Amount Code:	Not reported
CB Record ID:	Not reported
Chemical Same as Last Year:	Not reported
Chronic Health Risk:	True
CAS Number:	68476346
EHS Substance:	Not reported
Last Modified:	Not reported
Days on Site:	Not reported
Chemical Name:	DIESEL FUEL #2 LOW SULFUR
Fire Hazard:	True
Gas:	False
Liquid:	True
Max Daily Amount:	73185.0
Max Daily Amount Code:	Not reported
Max Amount in Largest Container:	Not reported
Mixture Form:	False
Sudden Release of Pressure Hazard:	False
Pure Form:	True
Reactive Hazard:	False
Solid:	False
Facility Name:	Not reported
Contact Info:	Not reported
Contact Type:	Not reported
Email:	Not reported
Phone1:	Not reported
Phone2:	Not reported
Phone3:	Not reported
Phone4:	Not reported
Phone5:	Not reported
Hazardous 1 least hazardous/4 most hazardous:	Not reported
Flammable 1 least flammable/4 most flammable:	Not reported
Reactive 1 least reactive/4 very reactive:	Not reported
Any characteristic over/above H F and R category:	Not reported

Inventory:

Facility Id:	2897937

AT&T (Continued) **U001483390**

Year:	2011
Chemical Inventory ID:	Not reported
Acute Health Risks:	True
Average Daily Amount:	73185.0
Average Daily Amount Code:	Not reported
CB Record ID:	Not reported
Chemical Same as Last Year:	Not reported
Chronic Health Risk:	True
CAS Number:	68476346
EHS Substance:	Not reported
Last Modified:	Not reported
Days on Site:	Not reported
Chemical Name:	DIESEL FUEL #2 LOW SULFUR
Fire Hazard:	True
Gas:	False
Liquid:	True
Max Daily Amount:	73185.0
Max Daily Amount Code:	Not reported
Max Amount in Largest Container:	Not reported
Mixture Form:	False
Sudden Release of Pressure Hazard:	False
Pure Form:	True
Reactive Hazard:	False
Solid:	False
Facility Name:	Not reported
Contact Info:	Not reported
Contact Type:	Not reported
Email:	Not reported
Phone1:	Not reported
Phone2:	Not reported
Phone3:	Not reported
Phone4:	Not reported
Phone5:	Not reported
Hazardous 1 least hazardous/4 most hazardous:	Not reported
Flammable 1 least flammable/4 most flammable:	Not reported
Reactive 1 least reactive/4 very reactive:	Not reported
Any characteristic over/above H F and R category:	Not reported

Inventory:

Facility Id:	2897937
Year:	2011
Chemical Inventory ID:	Not reported
Acute Health Risks:	True
Average Daily Amount:	73185.0
Average Daily Amount Code:	Not reported
CB Record ID:	Not reported
Chemical Same as Last Year:	Not reported
Chronic Health Risk:	True
CAS Number:	68476346
EHS Substance:	Not reported
Last Modified:	Not reported
Days on Site:	Not reported
Chemical Name:	DIESEL FUEL #2 LOW SULFUR
Fire Hazard:	True
Gas:	False
Liquid:	True
Max Daily Amount:	73185.0
Max Daily Amount Code:	Not reported

AT&T (Continued) **U001483390**

Max Amount in Largest Container:	Not reported
Mixture Form:	False
Sudden Release of Pressure Hazard:	False
Pure Form:	True
Reactive Hazard:	False
Solid:	False
Facility Name:	Not reported
Contact Info:	Not reported
Contact Type:	Not reported
Email:	Not reported
Phone1:	Not reported
Phone2:	Not reported
Phone3:	Not reported
Phone4:	Not reported
Phone5:	Not reported
Hazardous 1 least hazardous/4 most hazardous:	Not reported
Flammable 1 least flammable/4 most flammable:	Not reported
Reactive 1 least reactive/4 very reactive:	Not reported
Any characteristic over/above H F and R category:	Not reported

Inventory:

Facility Id:	2897937
Year:	2011
Chemical Inventory ID:	Not reported
Acute Health Risks:	True
Average Daily Amount:	73185.0
Average Daily Amount Code:	Not reported
CB Record ID:	Not reported
Chemical Same as Last Year:	Not reported
Chronic Health Risk:	True
CAS Number:	68476346
EHS Substance:	Not reported
Last Modified:	Not reported
Days on Site:	Not reported
Chemical Name:	DIESEL FUEL #2 LOW SULFUR
Fire Hazard:	True
Gas:	False
Liquid:	True
Max Daily Amount:	73185.0
Max Daily Amount Code:	Not reported
Max Amount in Largest Container:	Not reported
Mixture Form:	False
Sudden Release of Pressure Hazard:	False
Pure Form:	True
Reactive Hazard:	False
Solid:	False
Facility Name:	Not reported
Contact Info:	Not reported
Contact Type:	Not reported
Email:	Not reported
Phone1:	Not reported
Phone2:	Not reported
Phone3:	Not reported
Phone4:	Not reported
Phone5:	Not reported
Hazardous 1 least hazardous/4 most hazardous:	Not reported
Flammable 1 least flammable/4 most flammable:	Not reported
Reactive 1 least reactive/4 very reactive:	Not reported

AT&T (Continued) **U001483390**

Any characteristic over/above H F and R category: Not reported

Inventory:

Facility Id:	2897937
Year:	2011
Chemical Inventory ID:	Not reported
Acute Health Risks:	True
Average Daily Amount:	73185.0
Average Daily Amount Code:	Not reported
CB Record ID:	Not reported
Chemical Same as Last Year:	Not reported
Chronic Health Risk:	True
CAS Number:	68476346
EHS Substance:	Not reported
Last Modified:	Not reported
Days on Site:	Not reported
Chemical Name:	DIESEL FUEL #2 LOW SULFUR
Fire Hazard:	True
Gas:	False
Liquid:	True
Max Daily Amount:	73185.0
Max Daily Amount Code:	Not reported
Max Amount in Largest Container:	Not reported
Mixture Form:	False
Sudden Release of Pressure Hazard:	False
Pure Form:	True
Reactive Hazard:	False
Solid:	False
Facility Name:	Not reported
Contact Info:	Not reported
Contact Type:	Not reported
Email:	Not reported
Phone1:	Not reported
Phone2:	Not reported
Phone3:	Not reported
Phone4:	Not reported
Phone5:	Not reported
Hazardous 1 least hazardous/4 most hazardous:	Not reported
Flammable 1 least flammable/4 most flammable:	Not reported
Reactive 1 least reactive/4 very reactive:	Not reported
Any characteristic over/above H F and R category:	Not reported

Reporting Year:	2010
Facility ID:	FATR2010JD9QBL1156SN
Facility Country:	USA
Company Name:	Not reported
Date Submitted:	Not reported
Filing Type:	Not reported
SIC Code:	Not reported
NAICS Code:	Not reported
Dun&Bradstreet Code:	Not reported
Chemicals Same as Last Year:	Not reported
Data Tier 2 Signed:	01/03/2011
Dikes/Saveguard Measures:	Not reported
Facility Department:	AT&T - R3502
Facility Date Modified:	01/21/2011
State Fees Total:	Not reported
Mailing Address:	7825 Red Top Road

AT&T (Continued) **U001483390**

Mailing City,St,Zip:	Macclenny, FL 32063
Mailing Country:	USA
Latitude:	33.47429
Longitude:	-81.96910
Lat/Long Location Desc:	Not reported
Lat/Long Method:	Not reported
Number Employees on Site:	8
Site Coordinate Abbrvtns Sbmttd:	Not reported
Fire District:	Augusta Fire Department
Notes:	Not reported
Validity:	Not reported

Inventory:

Facility Id:	FATR2010JD9QBL1156SN
Year:	2010
Chemical Inventory ID:	CVTR2010JD9QBL001WG
Acute Health Risks:	True
Average Daily Amount:	73185.0
Average Daily Amount Code:	04
CB Record ID:	Not reported
Chemical Same as Last Year:	Not reported
Chronic Health Risk:	True
CAS Number:	68476346
EHS Substance:	Not reported
Last Modified:	01/21/2011
Days on Site:	365
Chemical Name:	DIESEL FUEL #2 LOW SULFUR
Fire Hazard:	True
Gas:	Not reported
Liquid:	True
Max Daily Amount:	73185.0
Max Daily Amount Code:	04
Max Amount in Largest Container:	73185.0
Mixture Form:	Not reported
Sudden Release of Pressure Hazard:	Not reported
Pure Form:	True
Reactive Hazard:	Not reported
Solid:	Not reported
Facility Name:	Not reported
Contact Info:	Not reported
Contact Type:	Not reported
Email:	Not reported
Phone1:	Not reported
Phone2:	Not reported
Phone3:	Not reported
Phone4:	Not reported
Phone5:	Not reported
Hazardous 1 least hazardous/4 most hazardous:	Not reported
Flammable 1 least flammable/4 most flammable:	Not reported
Reactive 1 least reactive/4 very reactive:	Not reported
Any characteristic over/above H F and R category:	Not reported
Year:	2010
Substance Amount:	1785.0
Units:	pounds
Storage Type:	C
Storage Pressure Code:	1
Storage Temprature Code:	4
Substance Location:	Power Room

AT&T (Continued) **U001483390**

Substance Last Modified:	9/8/2011
Year:	2010
Substance Amount:	71400.0
Units:	pounds
Storage Type:	B
Storage Pressure Code:	1
Storage Temprature Code:	4
Substance Location:	Parking Lo
Substance Last Modified:	9/8/2011

Inventory:

Facility Id:	FATR2010JD9QBL1156SN
Year:	2010
Chemical Inventory ID:	CVTR2010JD9QBL001WG
Acute Health Risks:	True
Average Daily Amount:	73185.0
Average Daily Amount Code:	04
CB Record ID:	Not reported
Chemical Same as Last Year:	Not reported
Chronic Health Risk:	True
CAS Number:	68476346
EHS Substance:	Not reported
Last Modified:	01/21/2011
Days on Site:	365
Chemical Name:	DIESEL FUEL #2 LOW SULFUR
Fire Hazard:	True
Gas:	Not reported
Liquid:	True
Max Daily Amount:	73185.0
Max Daily Amount Code:	04
Max Amount in Largest Container:	73185.0
Mixture Form:	Not reported
Sudden Release of Pressure Hazard:	Not reported
Pure Form:	True
Reactive Hazard:	Not reported
Solid:	Not reported
Facility Name:	Not reported
Contact Info:	Not reported
Contact Type:	Not reported
Email:	Not reported
Phone1:	Not reported
Phone2:	Not reported
Phone3:	Not reported
Phone4:	Not reported
Phone5:	Not reported
Hazardous 1 least hazardous/4 most hazardous:	Not reported
Flammable 1 least flammable/4 most flammable:	Not reported
Reactive 1 least reactive/4 very reactive:	Not reported
Any characteristic over/above H F and R category:	Not reported
Year:	2010
Substance Amount:	1785.0
Units:	pounds
Storage Type:	C
Storage Pressure Code:	1
Storage Temprature Code:	4
Substance Location:	Power Room
Substance Last Modified:	9/8/2011
Year:	2010

AT&T (Continued) **U001483390**

Substance Amount:	71400.0
Units:	pounds
Storage Type:	B
Storage Pressure Code:	1
Storage Temprature Code:	4
Substance Location:	Parking Lo
Substance Last Modified:	9/8/2011

Inventory:

Facility Id:	FATR2010JD9QBL1156SN
Year:	2010
Chemical Inventory ID:	CVTR2010JD9QBL001WG
Acute Health Risks:	True
Average Daily Amount:	73185.0
Average Daily Amount Code:	04
CB Record ID:	Not reported
Chemical Same as Last Year:	Not reported
Chronic Health Risk:	True
CAS Number:	68476346
EHS Substance:	Not reported
Last Modified:	01/21/2011
Days on Site:	365
Chemical Name:	DIESEL FUEL #2 LOW SULFUR
Fire Hazard:	True
Gas:	Not reported
Liquid:	True
Max Daily Amount:	73185.0
Max Daily Amount Code:	04
Max Amount in Largest Container:	73185.0
Mixture Form:	Not reported
Sudden Release of Pressure Hazard:	Not reported
Pure Form:	True
Reactive Hazard:	Not reported
Solid:	Not reported
Facility Name:	Not reported
Contact Info:	Not reported
Contact Type:	Not reported
Email:	Not reported
Phone1:	Not reported
Phone2:	Not reported
Phone3:	Not reported
Phone4:	Not reported
Phone5:	Not reported
Hazardous 1 least hazardous/4 most hazardous:	Not reported
Flammable 1 least flammable/4 most flammable:	Not reported
Reactive 1 least reactive/4 very reactive:	Not reported
Any characteristic over/above H F and R category:	Not reported
Year:	2010
Substance Amount:	1785.0
Units:	pounds
Storage Type:	C
Storage Pressure Code:	1
Storage Temprature Code:	4
Substance Location:	Power Room
Substance Last Modified:	9/8/2011
Year:	2010
Substance Amount:	71400.0
Units:	pounds

AT&T (Continued) **U001483390**

Storage Type:	B
Storage Pressure Code:	1
Storage Temprature Code:	4
Substance Location:	Parking Lo
Substance Last Modified:	9/8/2011

Inventory:

Facility Id:	FATR2010JD9QBL1156SN
Year:	2010
Chemical Inventory ID:	CVTR2010JD9QBL001WG
Acute Health Risks:	True
Average Daily Amount:	73185.0
Average Daily Amount Code:	04
CB Record ID:	Not reported
Chemical Same as Last Year:	Not reported
Chronic Health Risk:	True
CAS Number:	68476346
EHS Substance:	Not reported
Last Modified:	01/21/2011
Days on Site:	365
Chemical Name:	DIESEL FUEL #2 LOW SULFUR
Fire Hazard:	True
Gas:	Not reported
Liquid:	True
Max Daily Amount:	73185.0
Max Daily Amount Code:	04
Max Amount in Largest Container:	73185.0
Mixture Form:	Not reported
Sudden Release of Pressure Hazard:	Not reported
Pure Form:	True
Reactive Hazard:	Not reported
Solid:	Not reported
Facility Name:	Not reported
Contact Info:	Not reported
Contact Type:	Not reported
Email:	Not reported
Phone1:	Not reported
Phone2:	Not reported
Phone3:	Not reported
Phone4:	Not reported
Phone5:	Not reported
Hazardous 1 least hazardous/4 most hazardous:	Not reported
Flammable 1 least flammable/4 most flammable:	Not reported
Reactive 1 least reactive/4 very reactive:	Not reported
Any characteristic over/above H F and R category:	Not reported
Year:	2010
Substance Amount:	1785.0
Units:	pounds
Storage Type:	C
Storage Pressure Code:	1
Storage Temprature Code:	4
Substance Location:	Power Room
Substance Last Modified:	9/8/2011
Year:	2010
Substance Amount:	71400.0
Units:	pounds
Storage Type:	B
Storage Pressure Code:	1

AT&T (Continued) **U001483390**

Storage Temprature Code: 4
Substance Location: Parking Lo
Substance Last Modified: 9/8/2011

Inventory:
Facility Id: FATR2010JD9QBL1156SN
Year: 2010
Chemical Inventory ID: CVTR2010JD9QBL001WG
Acute Health Risks: True
Average Daily Amount: 73185.0
Average Daily Amount Code: 04
CB Record ID: Not reported
Chemical Same as Last Year: Not reported
Chronic Health Risk: True
CAS Number: 68476346
EHS Substance: Not reported
Last Modified: 01/21/2011
Days on Site: 365
Chemical Name: DIESEL FUEL #2 LOW SULFUR
Fire Hazard: True
Gas: Not reported
Liquid: True
Max Daily Amount: 73185.0
Max Daily Amount Code: 04
Max Amount in Largest Container: 73185.0
Mixture Form: Not reported
Sudden Release of Pressure Hazard: Not reported
Pure Form: True
Reactive Hazard: Not reported
Solid: Not reported
Facility Name: Not reported
Contact Info: Not reported
Contact Type: Not reported
Email: Not reported
Phone1: Not reported
Phone2: Not reported
Phone3: Not reported
Phone4: Not reported
Phone5: Not reported
Hazardous 1 least hazardous/4 most hazardous: Not reported
Flammable 1 least flammable/4 most flammable: Not reported
Reactive 1 least reactive/4 very reactive: Not reported
Any characteristic over/above H F and R category: Not reported
Year: 2010
Substance Amount: 1785.0
Units: pounds
Storage Type: C
Storage Pressure Code: 1
Storage Temprature Code: 4
Substance Location: Power Room
Substance Last Modified: 9/8/2011
Year: 2010
Substance Amount: 71400.0
Units: pounds
Storage Type: B
Storage Pressure Code: 1
Storage Temprature Code: 4
Substance Location: Parking Lo

AT&T (Continued) **U001483390**

Substance Last Modified: 9/8/2011

Inventory:

Facility Id:	FATR2010JD9QBL1156SN
Year:	2010
Chemical Inventory ID:	CVTR2010JD9QBL001WG
Acute Health Risks:	True
Average Daily Amount:	73185.0
Average Daily Amount Code:	04
CB Record ID:	Not reported
Chemical Same as Last Year:	Not reported
Chronic Health Risk:	True
CAS Number:	68476346
EHS Substance:	Not reported
Last Modified:	01/21/2011
Days on Site:	365
Chemical Name:	DIESEL FUEL #2 LOW SULFUR
Fire Hazard:	True
Gas:	Not reported
Liquid:	True
Max Daily Amount:	73185.0
Max Daily Amount Code:	04
Max Amount in Largest Container:	73185.0
Mixture Form:	Not reported
Sudden Release of Pressure Hazard:	Not reported
Pure Form:	True
Reactive Hazard:	Not reported
Solid:	Not reported
Facility Name:	Not reported
Contact Info:	Not reported
Contact Type:	Not reported
Email:	Not reported
Phone1:	Not reported
Phone2:	Not reported
Phone3:	Not reported
Phone4:	Not reported
Phone5:	Not reported
Hazardous 1 least hazardous/4 most hazardous:	Not reported
Flammable 1 least flammable/4 most flammable:	Not reported
Reactive 1 least reactive/4 very reactive:	Not reported
Any characteristic over/above H F and R category:	Not reported
Year:	2010
Substance Amount:	1785.0
Units:	pounds
Storage Type:	C
Storage Pressure Code:	1
Storage Temprature Code:	4
Substance Location:	Power Room
Substance Last Modified:	9/8/2011
Year:	2010
Substance Amount:	71400.0
Units:	pounds
Storage Type:	B
Storage Pressure Code:	1
Storage Temprature Code:	4
Substance Location:	Parking Lo
Substance Last Modified:	9/8/2011

AT&T (Continued) **U001483390**

Inventory:

Facility Id:	FATR2010JD9QBL1156SN
Year:	2010
Chemical Inventory ID:	CVTR2010JD9QBL001WG
Acute Health Risks:	True
Average Daily Amount:	73185.0
Average Daily Amount Code:	04
CB Record ID:	Not reported
Chemical Same as Last Year:	Not reported
Chronic Health Risk:	True
CAS Number:	68476346
EHS Substance:	Not reported
Last Modified:	01/21/2011
Days on Site:	365
Chemical Name:	DIESEL FUEL #2 LOW SULFUR
Fire Hazard:	True
Gas:	Not reported
Liquid:	True
Max Daily Amount:	73185.0
Max Daily Amount Code:	04
Max Amount in Largest Container:	73185.0
Mixture Form:	Not reported
Sudden Release of Pressure Hazard:	Not reported
Pure Form:	True
Reactive Hazard:	Not reported
Solid:	Not reported
Facility Name:	Not reported
Contact Info:	Not reported
Contact Type:	Not reported
Email:	Not reported
Phone1:	Not reported
Phone2:	Not reported
Phone3:	Not reported
Phone4:	Not reported
Phone5:	Not reported
Hazardous 1 least hazardous/4 most hazardous:	Not reported
Flammable 1 least flammable/4 most flammable:	Not reported
Reactive 1 least reactive/4 very reactive:	Not reported
Any characteristic over/above H F and R category:	Not reported
Year:	2010
Substance Amount:	1785.0
Units:	pounds
Storage Type:	C
Storage Pressure Code:	1
Storage Temprature Code:	4
Substance Location:	Power Room
Substance Last Modified:	9/8/2011
Year:	2010
Substance Amount:	71400.0
Units:	pounds
Storage Type:	B
Storage Pressure Code:	1
Storage Temprature Code:	4
Substance Location:	Parking Lo
Substance Last Modified:	9/8/2011

Inventory:

AT&T (Continued) **U001483390**

Facility Id:	FATR2010JD9QBL1156SN
Year:	2010
Chemical Inventory ID:	CVTR2010JD9QBL001WG
Acute Health Risks:	True
Average Daily Amount:	73185.0
Average Daily Amount Code:	04
CB Record ID:	Not reported
Chemical Same as Last Year:	Not reported
Chronic Health Risk:	True
CAS Number:	68476346
EHS Substance:	Not reported
Last Modified:	01/21/2011
Days on Site:	365
Chemical Name:	DIESEL FUEL #2 LOW SULFUR
Fire Hazard:	True
Gas:	Not reported
Liquid:	True
Max Daily Amount:	73185.0
Max Daily Amount Code:	04
Max Amount in Largest Container:	73185.0
Mixture Form:	Not reported
Sudden Release of Pressure Hazard:	Not reported
Pure Form:	True
Reactive Hazard:	Not reported
Solid:	Not reported
Facility Name:	Not reported
Contact Info:	Not reported
Contact Type:	Not reported
Email:	Not reported
Phone1:	Not reported
Phone2:	Not reported
Phone3:	Not reported
Phone4:	Not reported
Phone5:	Not reported
Hazardous 1 least hazardous/4 most hazardous:	Not reported
Flammable 1 least flammable/4 most flammable:	Not reported
Reactive 1 least reactive/4 very reactive:	Not reported
Any characteristic over/above H F and R category:	Not reported
Year:	2010
Substance Amount:	1785.0
Units:	pounds
Storage Type:	C
Storage Pressure Code:	1
Storage Temprature Code:	4
Substance Location:	Power Room
Substance Last Modified:	9/8/2011
Year:	2010
Substance Amount:	71400.0
Units:	pounds
Storage Type:	B
Storage Pressure Code:	1
Storage Temprature Code:	4
Substance Location:	Parking Lo
Substance Last Modified:	9/8/2011

Reporting Year:	2009
Facility ID:	FATR2009HQL6NW2207LS

AT&T (Continued) **U001483390**

Facility Country:	USA
Company Name:	Not reported
Date Submitted:	Not reported
Filing Type:	Not reported
SIC Code:	Not reported
NAICS Code:	Not reported
Dun&Bradstreet Code:	Not reported
Chemicals Same as Last Year:	Not reported
Data Tier 2 Signed:	01/06/2010
Dikes/Saveguard Measures:	Not reported
Facility Department:	AT&T - R3502
Facility Date Modified:	Not reported
State Fees Total:	Not reported
Mailing Address:	898 Marie Lane
Mailing City,St,Zip:	Conyers, GA 30094
Mailing Country:	USA
Latitude:	0.000000
Longitude:	0.000000
Lat/Long Location Desc:	Not reported
Lat/Long Method:	Not reported
Number Employees on Site:	10
Site Coordinate Abbrvtns Sbmttd:	Not reported
Fire District:	Augusta Fire Department
Notes:	Not reported
Validity:	Not reported

Facility Info:

Year:	2009
Facility ID Description:	Unknown
Facility ID Type:	NAICS
Facility ID Last Modified:	Not reported
ID:	517110

Year:	2009
Facility ID Description:	Unknown
Facility ID Type:	SIC
Facility ID Last Modified:	Not reported
ID:	No SIC

Year:	2009
Facility ID Description:	other
Facility ID Type:	Dun & Bradstreet
Facility ID Last Modified:	Not reported
ID:	006980800

Inventory:

Facility Id:	FATR2009HQL6NW2207LS
Year:	2009
Chemical Inventory ID:	CVTR2009HQL6NW002N0
Acute Health Risks:	True
Average Daily Amount:	167160.0
Average Daily Amount Code:	05
CB Record ID:	Not reported
Chemical Same as Last Year:	Not reported
Chronic Health Risk:	True
CAS Number:	7439921
EHS Substance:	Not reported

AT&T (Continued) **U001483390**

Last Modified:	9/7/2010
Days on Site:	365
Chemical Name:	LEAD
Fire Hazard:	Not reported
Gas:	Not reported
Liquid:	Not reported
Max Daily Amount:	167160.0
Max Daily Amount Code:	05
Max Amount in Largest Container:	167160.0
Mixture Form:	Not reported
Sudden Release of Pressure Hazard:	Not reported
Pure Form:	True
Reactive Hazard:	True
Solid:	True
Facility Name:	Not reported
Contact Info:	Not reported
Contact Type:	Not reported
Email:	Not reported
Phone1:	Not reported
Phone2:	Not reported
Phone3:	Not reported
Phone4:	Not reported
Phone5:	Not reported
Hazardous 1 least hazardous/4 most hazardous:	Not reported
Flammable 1 least flammable/4 most flammable:	Not reported
Reactive 1 least reactive/4 very reactive:	Not reported
Any characteristic over/above H F and R category:	Not reported
Year:	2009
Substance Amount:	167160.0
Units:	pounds
Storage Type:	R
Storage Pressure Code:	1
Storage Temprature Code:	4
Substance Location:	N/A
Substance Last Modified:	9/7/2010

Contact:

Year:	2009
Contact ID:	CTTR2009HQL6NW6666NX
Contact Title:	Property Manager
Contact First Name:	FRANK
Contact Last Name:	ALBERT
Contact Email:	ba3745@asemail.att.com
Contact Mail Address:	937 GREENE ST
Contact Mail City,St,Zip:	AUGUSTA, GA 30901
Contact Mail Country:	USA
Contact Type:	Emergency Contact
Contact Modification Date:	Not reported

Contact:

Year:	2009
Contact ID:	CTTR2009HQL6NW6667NX
Contact Title:	EH&S Manager
Contact First Name:	Lynn
Contact Last Name:	Ragsdale
Contact Email:	lrragsdale@att.com
Contact Mail Address:	898 Marie Lane
Contact Mail City,St,Zip:	Conyers, GA 30094

AT&T (Continued) **U001483390**

Contact Mail Country: USA
Contact Type: Owner / Operator
Contact Modification Date: Not reported

Contact:
Year: 2009
Contact ID: CTTR2009HQL6NW6665NX
Contact Title: Alternative Contact (IMS/EPCRA)
Contact First Name: EH&S
Contact Last Name: Hotline
Contact Email: Not reported
Contact Mail Address: Not reported
Contact Mail City,St,Zip: Not reported
Contact Mail Country: USA
Contact Type: Alternate Contact
Contact Modification Date: Not reported

Facility Info:
Year: 2009
Facility ID Description: Unknown
Facility ID Type: NAICS
Facility ID Last Modified: Not reported
ID: 517110

Year: 2009
Facility ID Description: Unknown
Facility ID Type: SIC
Facility ID Last Modified: Not reported
ID: No SIC

Year: 2009
Facility ID Description: other
Facility ID Type: Dun & Bradstreet
Facility ID Last Modified: Not reported
ID: 006980800

Inventory:
Facility Id: FATR2009HQL6NW2207LS
Year: 2009
Chemical Inventory ID: CVTR2009HQL6NW002N0
Acute Health Risks: True
Average Daily Amount: 167160.0
Average Daily Amount Code: 05
CB Record ID: Not reported
Chemical Same as Last Year: Not reported
Chronic Health Risk: True
CAS Number: 7439921
EHS Substance: Not reported
Last Modified: 9/7/2010
Days on Site: 365
Chemical Name: LEAD
Fire Hazard: Not reported
Gas: Not reported
Liquid: Not reported
Max Daily Amount: 167160.0
Max Daily Amount Code: 05
Max Amount in Largest Container: 167160.0
Mixture Form: Not reported

AT&T (Continued) **U001483390**

Sudden Release of Pressure Hazard:	Not reported
Pure Form:	True
Reactive Hazard:	True
Solid:	True
Facility Name:	Not reported
Contact Info:	Not reported
Contact Type:	Not reported
Email:	Not reported
Phone1:	Not reported
Phone2:	Not reported
Phone3:	Not reported
Phone4:	Not reported
Phone5:	Not reported
Hazardous 1 least hazardous/4 most hazardous:	Not reported
Flammable 1 least flammable/4 most flammable:	Not reported
Reactive 1 least reactive/4 very reactive:	Not reported
Any characteristic over/above H F and R category:	Not reported
Year:	2009
Substance Amount:	167160.0
Units:	pounds
Storage Type:	R
Storage Pressure Code:	1
Storage Temprature Code:	4
Substance Location:	N/A
Substance Last Modified:	9/7/2010

Contact:

Year:	2009
Contact ID:	CTTR2009HQL6NW6666NX
Contact Title:	Property Manager
Contact First Name:	FRANK
Contact Last Name:	ALBERT
Contact Email:	ba3745@asemail.att.com
Contact Mail Address:	937 GREENE ST
Contact Mail City,St,Zip:	AUGUSTA, GA 30901
Contact Mail Country:	USA
Contact Type:	Emergency Contact
Contact Modification Date:	Not reported

Contact:

Year:	2009
Contact ID:	CTTR2009HQL6NW6667NX
Contact Title:	EH&S Manager
Contact First Name:	Lynn
Contact Last Name:	Ragsdale
Contact Email:	lrragsdale@att.com
Contact Mail Address:	898 Marie Lane
Contact Mail City,St,Zip:	Conyers, GA 30094
Contact Mail Country:	USA
Contact Type:	Owner / Operator
Contact Modification Date:	Not reported

Contact:

Year:	2009
Contact ID:	CTTR2009HQL6NW6665NX
Contact Title:	Alternative Contact (IMS/EPCRA)
Contact First Name:	EH&S
Contact Last Name:	Hotline
Contact Email:	Not reported

AT&T (Continued) **U001483390**

Contact Mail Address:	Not reported
Contact Mail City,St,Zip:	Not reported
Contact Mail Country:	USA
Contact Type:	Alternate Contact
Contact Modification Date:	Not reported

Facility Info:

Year:	2009
Facility ID Description:	Unknown
Facility ID Type:	NAICS
Facility ID Last Modified:	Not reported
ID:	517110
Year:	2009
Facility ID Description:	Unknown
Facility ID Type:	SIC
Facility ID Last Modified:	Not reported
ID:	No SIC
Year:	2009
Facility ID Description:	other
Facility ID Type:	Dun & Bradstreet
Facility ID Last Modified:	Not reported
ID:	006980800

Inventory:

Facility Id:	FATR2009HQL6NW2207LS
Year:	2009
Chemical Inventory ID:	CVTR2009HQL6NW002N0
Acute Health Risks:	True
Average Daily Amount:	167160.0
Average Daily Amount Code:	05
CB Record ID:	Not reported
Chemical Same as Last Year:	Not reported
Chronic Health Risk:	True
CAS Number:	7439921
EHS Substance:	Not reported
Last Modified:	9/7/2010
Days on Site:	365
Chemical Name:	LEAD
Fire Hazard:	Not reported
Gas:	Not reported
Liquid:	Not reported
Max Daily Amount:	167160.0
Max Daily Amount Code:	05
Max Amount in Largest Container:	167160.0
Mixture Form:	Not reported
Sudden Release of Pressure Hazard:	Not reported
Pure Form:	True
Reactive Hazard:	True
Solid:	True
Facility Name:	Not reported
Contact Info:	Not reported
Contact Type:	Not reported
Email:	Not reported
Phone1:	Not reported
Phone2:	Not reported

AT&T (Continued) **U001483390**

Phone3: Not reported
Phone4: Not reported
Phone5: Not reported
Hazardous 1 least hazardous/4 most hazardous: Not reported
Flammable 1 least flammable/4 most flammable: Not reported
Reactive 1 least reactive/4 very reactive: Not reported
Any characteristic over/above H F and R category: Not reported
Year: 2009
Substance Amount: 167160.0
Units: pounds
Storage Type: R
Storage Pressure Code: 1
Storage Temprature Code: 4
Substance Location: N/A
Substance Last Modified: 9/7/2010

Contact:
Year: 2009
Contact ID: CTTR2009HQL6NW6666NX
Contact Title: Property Manager
Contact First Name: FRANK
Contact Last Name: ALBERT
Contact Email: ba3745@asemail.att.com
Contact Mail Address: 937 GREENE ST
Contact Mail City,St,Zip: AUGUSTA, GA 30901
Contact Mail Country: USA
Contact Type: Emergency Contact
Contact Modification Date: Not reported

Contact:
Year: 2009
Contact ID: CTTR2009HQL6NW6667NX
Contact Title: EH&S Manager
Contact First Name: Lynn
Contact Last Name: Ragsdale
Contact Email: lrragsdale@att.com
Contact Mail Address: 898 Marie Lane
Contact Mail City,St,Zip: Conyers, GA 30094
Contact Mail Country: USA
Contact Type: Owner / Operator
Contact Modification Date: Not reported

Contact:
Year: 2009
Contact ID: CTTR2009HQL6NW6665NX
Contact Title: Alternative Contact (IMS/EPCRA)
Contact First Name: EH&S
Contact Last Name: Hotline
Contact Email: Not reported
Contact Mail Address: Not reported
Contact Mail City,St,Zip: Not reported
Contact Mail Country: USA
Contact Type: Alternate Contact
Contact Modification Date: Not reported

Facility Info:
Year: 2009
Facility ID Description: Unknown
Facility ID Type: NAICS

AT&T (Continued) **U001483390**

Facility ID Last Modified: Not reported
ID: 517110

Year: 2009
Facility ID Description: Unknown
Facility ID Type: SIC
Facility ID Last Modified: Not reported
ID: No SIC

Year: 2009
Facility ID Description: other
Facility ID Type: Dun & Bradstreet
Facility ID Last Modified: Not reported
ID: 006980800

Inventory:
Facility Id: FATR2009HQL6NW2207LS
Year: 2009
Chemical Inventory ID: CVTR2009HQL6NW002N0
Acute Health Risks: True
Average Daily Amount: 167160.0
Average Daily Amount Code: 05
CB Record ID: Not reported
Chemical Same as Last Year: Not reported
Chronic Health Risk: True
CAS Number: 7439921
EHS Substance: Not reported
Last Modified: 9/7/2010
Days on Site: 365
Chemical Name: LEAD
Fire Hazard: Not reported
Gas: Not reported
Liquid: Not reported
Max Daily Amount: 167160.0
Max Daily Amount Code: 05
Max Amount in Largest Container: 167160.0
Mixture Form: Not reported
Sudden Release of Pressure Hazard: Not reported
Pure Form: True
Reactive Hazard: True
Solid: True
Facility Name: Not reported
Contact Info: Not reported
Contact Type: Not reported
Email: Not reported
Phone1: Not reported
Phone2: Not reported
Phone3: Not reported
Phone4: Not reported
Phone5: Not reported
Hazardous 1 least hazardous/4 most hazardous: Not reported
Flammable 1 least flammable/4 most flammable: Not reported
Reactive 1 least reactive/4 very reactive: Not reported
Any characteristic over/above H F and R category: Not reported
Year: 2009
Substance Amount: 167160.0
Units: pounds

AT&T (Continued) **U001483390**

Storage Type: R
Storage Pressure Code: 1
Storage Temprature Code: 4
Substance Location: N/A
Substance Last Modified: 9/7/2010

Contact:
Year: 2009
Contact ID: CTTR2009HQL6NW6666NX
Contact Title: Property Manager
Contact First Name: FRANK
Contact Last Name: ALBERT
Contact Email: ba3745@asemail.att.com
Contact Mail Address: 937 GREENE ST
Contact Mail City,St,Zip: AUGUSTA, GA 30901
Contact Mail Country: USA
Contact Type: Emergency Contact
Contact Modification Date: Not reported

Contact:
Year: 2009
Contact ID: CTTR2009HQL6NW6667NX
Contact Title: EH&S Manager
Contact First Name: Lynn
Contact Last Name: Ragsdale
Contact Email: lrragsdale@att.com
Contact Mail Address: 898 Marie Lane
Contact Mail City,St,Zip: Conyers, GA 30094
Contact Mail Country: USA
Contact Type: Owner / Operator
Contact Modification Date: Not reported

Contact:
Year: 2009
Contact ID: CTTR2009HQL6NW6665NX
Contact Title: Alternative Contact (IMS/EPCRA)
Contact First Name: EH&S
Contact Last Name: Hotline
Contact Email: Not reported
Contact Mail Address: Not reported
Contact Mail City,St,Zip: Not reported
Contact Mail Country: USA
Contact Type: Alternate Contact
Contact Modification Date: Not reported

Facility Info:
Year: 2009
Facility ID Description: Unknown
Facility ID Type: NAICS
Facility ID Last Modified: Not reported
ID: 517110

Year: 2009
Facility ID Description: Unknown
Facility ID Type: SIC
Facility ID Last Modified: Not reported
ID: No SIC

Year: 2009

AT&T (Continued) **U001483390**

Facility ID Description:	other
Facility ID Type:	Dun & Bradstreet
Facility ID Last Modified:	Not reported
ID:	006980800

Inventory:

Facility Id:	FATR2009HQL6NW2207LS
Year:	2009
Chemical Inventory ID:	CVTR2009HQL6NW002N0
Acute Health Risks:	True
Average Daily Amount:	167160.0
Average Daily Amount Code:	05
CB Record ID:	Not reported
Chemical Same as Last Year:	Not reported
Chronic Health Risk:	True
CAS Number:	7439921
EHS Substance:	Not reported
Last Modified:	9/7/2010
Days on Site:	365
Chemical Name:	LEAD
Fire Hazard:	Not reported
Gas:	Not reported
Liquid:	Not reported
Max Daily Amount:	167160.0
Max Daily Amount Code:	05
Max Amount in Largest Container:	167160.0
Mixture Form:	Not reported
Sudden Release of Pressure Hazard:	Not reported
Pure Form:	True
Reactive Hazard:	True
Solid:	True
Facility Name:	Not reported
Contact Info:	Not reported
Contact Type:	Not reported
Email:	Not reported
Phone1:	Not reported
Phone2:	Not reported
Phone3:	Not reported
Phone4:	Not reported
Phone5:	Not reported
Hazardous 1 least hazardous/4 most hazardous:	Not reported
Flammable 1 least flammable/4 most flammable:	Not reported
Reactive 1 least reactive/4 very reactive:	Not reported
Any characteristic over/above H F and R category:	Not reported
Year:	2009
Substance Amount:	167160.0
Units:	pounds
Storage Type:	R
Storage Pressure Code:	1
Storage Temprature Code:	4
Substance Location:	N/A
Substance Last Modified:	9/7/2010

Contact:

Year:	2009
Contact ID:	CTTR2009HQL6NW6666NX
Contact Title:	Property Manager

AT&T (Continued) **U001483390**

Contact First Name:	FRANK
Contact Last Name:	ALBERT
Contact Email:	ba3745@asemail.att.com
Contact Mail Address:	937 GREENE ST
Contact Mail City,St,Zip:	AUGUSTA, GA 30901
Contact Mail Country:	USA
Contact Type:	Emergency Contact
Contact Modification Date:	Not reported

Contact:

Year:	2009
Contact ID:	CTTR2009HQL6NW6667NX
Contact Title:	EH&S Manager
Contact First Name:	Lynn
Contact Last Name:	Ragsdale
Contact Email:	lrragsdale@att.com
Contact Mail Address:	898 Marie Lane
Contact Mail City,St,Zip:	Conyers, GA 30094
Contact Mail Country:	USA
Contact Type:	Owner / Operator
Contact Modification Date:	Not reported

Contact:

Year:	2009
Contact ID:	CTTR2009HQL6NW6665NX
Contact Title:	Alternative Contact (IMS/EPCRA)
Contact First Name:	EH&S
Contact Last Name:	Hotline
Contact Email:	Not reported
Contact Mail Address:	Not reported
Contact Mail City,St,Zip:	Not reported
Contact Mail Country:	USA
Contact Type:	Alternate Contact
Contact Modification Date:	Not reported

Facility Info:

Year:	2009
Facility ID Description:	Unknown
Facility ID Type:	NAICS
Facility ID Last Modified:	Not reported
ID:	517110
Year:	2009
Facility ID Description:	Unknown
Facility ID Type:	SIC
Facility ID Last Modified:	Not reported
ID:	No SIC
Year:	2009
Facility ID Description:	other
Facility ID Type:	Dun & Bradstreet
Facility ID Last Modified:	Not reported
ID:	006980800

Inventory:

Facility Id:	FATR2009HQL6NW2207LS
Year:	2009
Chemical Inventory ID:	CVTR2009HQL6NW002N0

AT&T (Continued) **U001483390**

Acute Health Risks:	True
Average Daily Amount:	167160.0
Average Daily Amount Code:	05
CB Record ID:	Not reported
Chemical Same as Last Year:	Not reported
Chronic Health Risk:	True
CAS Number:	7439921
EHS Substance:	Not reported
Last Modified:	9/7/2010
Days on Site:	365
Chemical Name:	LEAD
Fire Hazard:	Not reported
Gas:	Not reported
Liquid:	Not reported
Max Daily Amount:	167160.0
Max Daily Amount Code:	05
Max Amount in Largest Container:	167160.0
Mixture Form:	Not reported
Sudden Release of Pressure Hazard:	Not reported
Pure Form:	True
Reactive Hazard:	True
Solid:	True
Facility Name:	Not reported
Contact Info:	Not reported
Contact Type:	Not reported
Email:	Not reported
Phone1:	Not reported
Phone2:	Not reported
Phone3:	Not reported
Phone4:	Not reported
Phone5:	Not reported
Hazardous 1 least hazardous/4 most hazardous:	Not reported
Flammable 1 least flammable/4 most flammable:	Not reported
Reactive 1 least reactive/4 very reactive:	Not reported
Any characteristic over/above H F and R category:	Not reported
Year:	2009
Substance Amount:	167160.0
Units:	pounds
Storage Type:	R
Storage Pressure Code:	1
Storage Temprature Code:	4
Substance Location:	N/A
Substance Last Modified:	9/7/2010

Contact:

Year:	2009
Contact ID:	CTTR2009HQL6NW6666NX
Contact Title:	Property Manager
Contact First Name:	FRANK
Contact Last Name:	ALBERT
Contact Email:	ba3745@asemail.att.com
Contact Mail Address:	937 GREENE ST
Contact Mail City,St,Zip:	AUGUSTA, GA 30901
Contact Mail Country:	USA
Contact Type:	Emergency Contact
Contact Modification Date:	Not reported

Contact:

AT&T (Continued) **U001483390**

Year:	2009
Contact ID:	CTTR2009HQL6NW6667NX
Contact Title:	EH&S Manager
Contact First Name:	Lynn
Contact Last Name:	Ragsdale
Contact Email:	lrragsdale@att.com
Contact Mail Address:	898 Marie Lane
Contact Mail City,St,Zip:	Conyers, GA 30094
Contact Mail Country:	USA
Contact Type:	Owner / Operator
Contact Modification Date:	Not reported

Contact:

Year:	2009
Contact ID:	CTTR2009HQL6NW6665NX
Contact Title:	Alternative Contact (IMS/EPCRA)
Contact First Name:	EH&S
Contact Last Name:	Hotline
Contact Email:	Not reported
Contact Mail Address:	Not reported
Contact Mail City,St,Zip:	Not reported
Contact Mail Country:	USA
Contact Type:	Alternate Contact
Contact Modification Date:	Not reported

Facility Info:

Year:	2009
Facility ID Description:	Unknown
Facility ID Type:	NAICS
Facility ID Last Modified:	Not reported
ID:	517110
Year:	2009
Facility ID Description:	Unknown
Facility ID Type:	SIC
Facility ID Last Modified:	Not reported
ID:	No SIC
Year:	2009
Facility ID Description:	other
Facility ID Type:	Dun & Bradstreet
Facility ID Last Modified:	Not reported
ID:	006980800

Inventory:

Facility Id:	FATR2009HQL6NW2207LS
Year:	2009
Chemical Inventory ID:	CVTR2009HQL6NW002N0
Acute Health Risks:	True
Average Daily Amount:	167160.0
Average Daily Amount Code:	05
CB Record ID:	Not reported
Chemical Same as Last Year:	Not reported
Chronic Health Risk:	True
CAS Number:	7439921
EHS Substance:	Not reported
Last Modified:	9/7/2010
Days on Site:	365

AT&T (Continued) **U001483390**

Chemical Name:	LEAD
Fire Hazard:	Not reported
Gas:	Not reported
Liquid:	Not reported
Max Daily Amount:	167160.0
Max Daily Amount Code:	05
Max Amount in Largest Container:	167160.0
Mixture Form:	Not reported
Sudden Release of Pressure Hazard:	Not reported
Pure Form:	True
Reactive Hazard:	True
Solid:	True
Facility Name:	Not reported
Contact Info:	Not reported
Contact Type:	Not reported
Email:	Not reported
Phone1:	Not reported
Phone2:	Not reported
Phone3:	Not reported
Phone4:	Not reported
Phone5:	Not reported
Hazardous 1 least hazardous/4 most hazardous:	Not reported
Flammable 1 least flammable/4 most flammable:	Not reported
Reactive 1 least reactive/4 very reactive:	Not reported
Any characteristic over/above H F and R category:	Not reported
Year:	2009
Substance Amount:	167160.0
Units:	pounds
Storage Type:	R
Storage Pressure Code:	1
Storage Temprature Code:	4
Substance Location:	N/A
Substance Last Modified:	9/7/2010

Contact:

Year:	2009
Contact ID:	CTTR2009HQL6NW6666NX
Contact Title:	Property Manager
Contact First Name:	FRANK
Contact Last Name:	ALBERT
Contact Email:	ba3745@asemail.att.com
Contact Mail Address:	937 GREENE ST
Contact Mail City,St,Zip:	AUGUSTA, GA 30901
Contact Mail Country:	USA
Contact Type:	Emergency Contact
Contact Modification Date:	Not reported

Contact:

Year:	2009
Contact ID:	CTTR2009HQL6NW6667NX
Contact Title:	EH&S Manager
Contact First Name:	Lynn
Contact Last Name:	Ragsdale
Contact Email:	lrragsdale@att.com
Contact Mail Address:	898 Marie Lane
Contact Mail City,St,Zip:	Conyers, GA 30094
Contact Mail Country:	USA
Contact Type:	Owner / Operator

AT&T (Continued) **U001483390**

Contact Modification Date: Not reported

Contact:
Year: 2009
Contact ID: CTTR2009HQL6NW6665NX
Contact Title: Alternative Contact (IMS/EPCRA)
Contact First Name: EH&S
Contact Last Name: Hotline
Contact Email: Not reported
Contact Mail Address: Not reported
Contact Mail City,St,Zip: Not reported
Contact Mail Country: USA
Contact Type: Alternate Contact
Contact Modification Date: Not reported

Facility Info:
Year: 2009
Facility ID Description: Unknown
Facility ID Type: NAICS
Facility ID Last Modified: Not reported
ID: 517110

Year: 2009
Facility ID Description: Unknown
Facility ID Type: SIC
Facility ID Last Modified: Not reported
ID: No SIC

Year: 2009
Facility ID Description: other
Facility ID Type: Dun & Bradstreet
Facility ID Last Modified: Not reported
ID: 006980800

Inventory:
Facility Id: FATR2009HQL6NW2207LS
Year: 2009
Chemical Inventory ID: CVTR2009HQL6NW002N0
Acute Health Risks: True
Average Daily Amount: 167160.0
Average Daily Amount Code: 05
CB Record ID: Not reported
Chemical Same as Last Year: Not reported
Chronic Health Risk: True
CAS Number: 7439921
EHS Substance: Not reported
Last Modified: 9/7/2010
Days on Site: 365
Chemical Name: LEAD
Fire Hazard: Not reported
Gas: Not reported
Liquid: Not reported
Max Daily Amount: 167160.0
Max Daily Amount Code: 05
Max Amount in Largest Container: 167160.0
Mixture Form: Not reported
Sudden Release of Pressure Hazard: Not reported
Pure Form: True

AT&T (Continued) **U001483390**

Reactive Hazard:	True
Solid:	True
Facility Name:	Not reported
Contact Info:	Not reported
Contact Type:	Not reported
Email:	Not reported
Phone1:	Not reported
Phone2:	Not reported
Phone3:	Not reported
Phone4:	Not reported
Phone5:	Not reported
Hazardous 1 least hazardous/4 most hazardous:	Not reported
Flammable 1 least flammable/4 most flammable:	Not reported
Reactive 1 least reactive/4 very reactive:	Not reported
Any characteristic over/above H F and R category:	Not reported
Year:	2009
Substance Amount:	167160.0
Units:	pounds
Storage Type:	R
Storage Pressure Code:	1
Storage Temprature Code:	4
Substance Location:	N/A
Substance Last Modified:	9/7/2010

Contact:

Year:	2009
Contact ID:	CTTR2009HQL6NW6666NX
Contact Title:	Property Manager
Contact First Name:	FRANK
Contact Last Name:	ALBERT
Contact Email:	ba3745@asemail.att.com
Contact Mail Address:	937 GREENE ST
Contact Mail City,St,Zip:	AUGUSTA, GA 30901
Contact Mail Country:	USA
Contact Type:	Emergency Contact
Contact Modification Date:	Not reported

Contact:

Year:	2009
Contact ID:	CTTR2009HQL6NW6667NX
Contact Title:	EH&S Manager
Contact First Name:	Lynn
Contact Last Name:	Ragsdale
Contact Email:	lrragsdale@att.com
Contact Mail Address:	898 Marie Lane
Contact Mail City,St,Zip:	Conyers, GA 30094
Contact Mail Country:	USA
Contact Type:	Owner / Operator
Contact Modification Date:	Not reported

Contact:

Year:	2009
Contact ID:	CTTR2009HQL6NW6665NX
Contact Title:	Alternative Contact (IMS/EPCRA)
Contact First Name:	EH&S
Contact Last Name:	Hotline
Contact Email:	Not reported
Contact Mail Address:	Not reported
Contact Mail City,St,Zip:	Not reported

AT&T (Continued) **U001483390**

Contact Mail Country: USA
Contact Type: Alternate Contact
Contact Modification Date: Not reported

Reporting Year: 2008
Facility ID: FA200854ZZZZXXXXXXXX
Facility Country: USA
Company Name: Not reported
Date Submitted: Not reported
Filing Type: Not reported
SIC Code: Not reported
NAICS Code: Not reported
Dun&Bradstreet Code: Not reported
Chemicals Same as Last Year: Not reported
Data Tier 2 Signed: 02/26/2009
Dikes/Saveguard Measures: Not reported
Facility Department: - R3502
Facility Date Modified: 05/13/2009
State Fees Total: 0
Mailing Address: 898 Marie Lane
Mailing City,St,Zip: Conyers, GA 30094
Mailing Country: USA
Latitude: 0
Longitude: 0
Lat/Long Location Desc: Not reported
Lat/Long Method: Not reported
Number Employees on Site: 6
Site Coordinate Abbrvtns Sbmttd: Not reported
Fire District: Augusta Fire Department
Notes: Added per email from D. Nargis on 4/19/05. Updated Geolocation and Geocode from GA0501 to GA0020. DCN, 10/31/08 - made the L-T version (GA0501) the parent record by changing the LocCode to R3502; could not find a L-B version; changed the Location Origin of R3502 to Condo-A Premerger AT&T and L-B; added the L-B State EPA ID to the ID list.
Validity: This facility passed all validation checks.

Facility Info:
Year: Not reported
Facility ID Description: Unknown
Facility ID Type: 517110
Facility ID Last Modified: 02/26/2009
ID: NAICS

Year: Not reported
Facility ID Description: Unknown
Facility ID Type: No SIC
Facility ID Last Modified: 02/26/2009
ID: SIC

Contact:
Year: Not reported
Contact ID: CT2008282552XXXXXXXX
Contact Title: Alternative Contact (IMS/EPCRA)
Contact First Name: EH&S
Contact Last Name: Hotline
Contact Email: Not reported

AT&T (Continued) **U001483390**

Contact Mail Address:	Not reported
Contact Mail City,St,Zip:	Not reported
Contact Mail Country:	USA
Contact Type:	Alternate Contact
Contact Modification Date:	02/09/2009

Contact:

Year:	Not reported
Contact ID:	CT2008293937XXXXXXXX
Contact Title:	Property Manager
Contact First Name:	FRANK
Contact Last Name:	ALBERT
Contact Email:	ba3745@asemail.att.com
Contact Mail Address:	3626 WALTON WAY EXT
Contact Mail City,St,Zip:	AUGUSTA, GA 30909
Contact Mail Country:	USA
Contact Type:	Emergency Contact
Contact Modification Date:	2/9/2009

Contact:

Year:	Not reported
Contact ID:	CT20083ZZZZZXXXXXXXX
Contact Title:	EH&S Manager
Contact First Name:	Lynn
Contact Last Name:	Ragsdale
Contact Email:	lrragsdale@att.com
Contact Mail Address:	898 Marie Lane
Contact Mail City,St,Zip:	Conyers, GA 30094
Contact Mail Country:	USA
Contact Type:	Owner / Operator
Contact Type:	Emergency Contact
Contact Modification Date:	2/26/2009

Facility Info:

Year:	Not reported
Facility ID Description:	Unknown
Facility ID Type:	517110
Facility ID Last Modified:	02/26/2009
ID:	NAICS
Year:	Not reported
Facility ID Description:	Unknown
Facility ID Type:	No SIC
Facility ID Last Modified:	02/26/2009
ID:	SIC

Contact:

Year:	Not reported
Contact ID:	CT2008282552XXXXXXXX
Contact Title:	Alternative Contact (IMS/EPCRA)
Contact First Name:	EH&S
Contact Last Name:	Hotline
Contact Email:	Not reported
Contact Mail Address:	Not reported
Contact Mail City,St,Zip:	Not reported
Contact Mail Country:	USA
Contact Type:	Alternate Contact
Contact Modification Date:	02/09/2009

AT&T (Continued) **U001483390**

Contact:

Year:	Not reported
Contact ID:	CT2008293937XXXXXXXX
Contact Title:	Property Manager
Contact First Name:	FRANK
Contact Last Name:	ALBERT
Contact Email:	ba3745@asemail.att.com
Contact Mail Address:	3626 WALTON WAY EXT
Contact Mail City,St,Zip:	AUGUSTA, GA 30909
Contact Mail Country:	USA
Contact Type:	Emergency Contact
Contact Modification Date:	2/9/2009

Contact:

Year:	Not reported
Contact ID:	CT20083ZZZZZXXXXXXXX
Contact Title:	EH&S Manager
Contact First Name:	Lynn
Contact Last Name:	Ragsdale
Contact Email:	lrragsdale@att.com
Contact Mail Address:	898 Marie Lane
Contact Mail City,St,Zip:	Conyers, GA 30094
Contact Mail Country:	USA
Contact Type:	Owner / Operator
Contact Type:	Emergency Contact
Contact Modification Date:	2/26/2009

Facility Info:

Year:	Not reported
Facility ID Description:	Unknown
Facility ID Type:	517110
Facility ID Last Modified:	02/26/2009
ID:	NAICS

Year:	Not reported
Facility ID Description:	Unknown
Facility ID Type:	No SIC
Facility ID Last Modified:	02/26/2009
ID:	SIC

Contact:

Year:	Not reported
Contact ID:	CT2008282552XXXXXXXX
Contact Title:	Alternative Contact (IMS/EPCRA)
Contact First Name:	EH&S
Contact Last Name:	Hotline
Contact Email:	Not reported
Contact Mail Address:	Not reported
Contact Mail City,St,Zip:	Not reported
Contact Mail Country:	USA
Contact Type:	Alternate Contact
Contact Modification Date:	02/09/2009

Contact:

Year:	Not reported
Contact ID:	CT2008293937XXXXXXXX
Contact Title:	Property Manager
Contact First Name:	FRANK

AT&T (Continued) **U001483390**

Contact Last Name:	ALBERT
Contact Email:	ba3745@asemail.att.com
Contact Mail Address:	3626 WALTON WAY EXT
Contact Mail City,St,Zip:	AUGUSTA, GA 30909
Contact Mail Country:	USA
Contact Type:	Emergency Contact
Contact Modification Date:	2/9/2009

Contact:

Year:	Not reported
Contact ID:	CT20083ZZZZZXXXXXXXX
Contact Title:	EH&S Manager
Contact First Name:	Lynn
Contact Last Name:	Ragsdale
Contact Email:	lrragsdale@att.com
Contact Mail Address:	898 Marie Lane
Contact Mail City,St,Zip:	Conyers, GA 30094
Contact Mail Country:	USA
Contact Type:	Owner / Operator
Contact Type:	Emergency Contact
Contact Modification Date:	2/26/2009

Facility Info:

Year:	Not reported
Facility ID Description:	Unknown
Facility ID Type:	517110
Facility ID Last Modified:	02/26/2009
ID:	NAICS

Year:	Not reported
Facility ID Description:	Unknown
Facility ID Type:	No SIC
Facility ID Last Modified:	02/26/2009
ID:	SIC

Contact:

Year:	Not reported
Contact ID:	CT2008282552XXXXXXXX
Contact Title:	Alternative Contact (IMS/EPCRA)
Contact First Name:	EH&S
Contact Last Name:	Hotline
Contact Email:	Not reported
Contact Mail Address:	Not reported
Contact Mail City,St,Zip:	Not reported
Contact Mail Country:	USA
Contact Type:	Alternate Contact
Contact Modification Date:	02/09/2009

Contact:

Year:	Not reported
Contact ID:	CT2008293937XXXXXXXX
Contact Title:	Property Manager
Contact First Name:	FRANK
Contact Last Name:	ALBERT
Contact Email:	ba3745@asemail.att.com
Contact Mail Address:	3626 WALTON WAY EXT
Contact Mail City,St,Zip:	AUGUSTA, GA 30909
Contact Mail Country:	USA

AT&T (Continued) **U001483390**

Contact Type: Emergency Contact
Contact Modification Date: 2/9/2009

Contact:
Year: Not reported
Contact ID: CT20083ZZZZZXXXXXXXX
Contact Title: EH&S Manager
Contact First Name: Lynn
Contact Last Name: Ragsdale
Contact Email: lrragsdale@att.com
Contact Mail Address: 898 Marie Lane
Contact Mail City,St,Zip: Conyers, GA 30094
Contact Mail Country: USA
Contact Type: Owner / Operator
Contact Type: Emergency Contact
Contact Modification Date: 2/26/2009

Facility Info:
Year: Not reported
Facility ID Description: Unknown
Facility ID Type: 517110
Facility ID Last Modified: 02/26/2009
ID: NAICS

Year: Not reported
Facility ID Description: Unknown
Facility ID Type: No SIC
Facility ID Last Modified: 02/26/2009
ID: SIC

Contact:
Year: Not reported
Contact ID: CT2008282552XXXXXXXX
Contact Title: Alternative Contact (IMS/EPCRA)
Contact First Name: EH&S
Contact Last Name: Hotline
Contact Email: Not reported
Contact Mail Address: Not reported
Contact Mail City,St,Zip: Not reported
Contact Mail Country: USA
Contact Type: Alternate Contact
Contact Modification Date: 02/09/2009

Contact:
Year: Not reported
Contact ID: CT2008293937XXXXXXXX
Contact Title: Property Manager
Contact First Name: FRANK
Contact Last Name: ALBERT
Contact Email: ba3745@asemail.att.com
Contact Mail Address: 3626 WALTON WAY EXT
Contact Mail City,St,Zip: AUGUSTA, GA 30909
Contact Mail Country: USA
Contact Type: Emergency Contact
Contact Modification Date: 2/9/2009

Contact:
Year: Not reported
Contact ID: CT20083ZZZZZXXXXXXXX

AT&T (Continued) **U001483390**

Contact Title:	EH&S Manager
Contact First Name:	Lynn
Contact Last Name:	Ragsdale
Contact Email:	lrragsdale@att.com
Contact Mail Address:	898 Marie Lane
Contact Mail City,St,Zip:	Conyers, GA 30094
Contact Mail Country:	USA
Contact Type:	Owner / Operator
Contact Type:	Emergency Contact
Contact Modification Date:	2/26/2009

Facility Info:

Year:	Not reported
Facility ID Description:	Unknown
Facility ID Type:	517110
Facility ID Last Modified:	02/26/2009
ID:	NAICS
Year:	Not reported
Facility ID Description:	Unknown
Facility ID Type:	No SIC
Facility ID Last Modified:	02/26/2009
ID:	SIC

Contact:

Year:	Not reported
Contact ID:	CT2008282552XXXXXXXX
Contact Title:	Alternative Contact (IMS/EPCRA)
Contact First Name:	EH&S
Contact Last Name:	Hotline
Contact Email:	Not reported
Contact Mail Address:	Not reported
Contact Mail City,St,Zip:	Not reported
Contact Mail Country:	USA
Contact Type:	Alternate Contact
Contact Modification Date:	02/09/2009

Contact:

Year:	Not reported
Contact ID:	CT2008293937XXXXXXXX
Contact Title:	Property Manager
Contact First Name:	FRANK
Contact Last Name:	ALBERT
Contact Email:	ba3745@asemail.att.com
Contact Mail Address:	3626 WALTON WAY EXT
Contact Mail City,St,Zip:	AUGUSTA, GA 30909
Contact Mail Country:	USA
Contact Type:	Emergency Contact
Contact Modification Date:	2/9/2009

Contact:

Year:	Not reported
Contact ID:	CT20083ZZZZZXXXXXXXX
Contact Title:	EH&S Manager
Contact First Name:	Lynn
Contact Last Name:	Ragsdale
Contact Email:	lrragsdale@att.com
Contact Mail Address:	898 Marie Lane

AT&T (Continued) **U001483390**

Contact Mail City,St,Zip: Conyers, GA 30094
Contact Mail Country: USA
Contact Type: Owner / Operator
Contact Type: Emergency Contact
Contact Modification Date: 2/26/2009

Facility Info:
Year: Not reported
Facility ID Description: Unknown
Facility ID Type: 517110
Facility ID Last Modified: 02/26/2009
ID: NAICS

Year: Not reported
Facility ID Description: Unknown
Facility ID Type: No SIC
Facility ID Last Modified: 02/26/2009
ID: SIC

Contact:
Year: Not reported
Contact ID: CT2008282552XXXXXXXX
Contact Title: Alternative Contact (IMS/EPCRA)
Contact First Name: EH&S
Contact Last Name: Hotline
Contact Email: Not reported
Contact Mail Address: Not reported
Contact Mail City,St,Zip: Not reported
Contact Mail Country: USA
Contact Type: Alternate Contact
Contact Modification Date: 02/09/2009

Contact:
Year: Not reported
Contact ID: CT2008293937XXXXXXXX
Contact Title: Property Manager
Contact First Name: FRANK
Contact Last Name: ALBERT
Contact Email: ba3745@asemail.att.com
Contact Mail Address: 3626 WALTON WAY EXT
Contact Mail City,St,Zip: AUGUSTA, GA 30909
Contact Mail Country: USA
Contact Type: Emergency Contact
Contact Modification Date: 2/9/2009

Contact:
Year: Not reported
Contact ID: CT20083ZZZZZXXXXXXXX
Contact Title: EH&S Manager
Contact First Name: Lynn
Contact Last Name: Ragsdale
Contact Email: lrragsdale@att.com
Contact Mail Address: 898 Marie Lane
Contact Mail City,St,Zip: Conyers, GA 30094
Contact Mail Country: USA
Contact Type: Owner / Operator
Contact Type: Emergency Contact
Contact Modification Date: 2/26/2009

AT&T (Continued) **U001483390**

Facility Info:

Year:	Not reported
Facility ID Description:	Unknown
Facility ID Type:	517110
Facility ID Last Modified:	02/26/2009
ID:	NAICS
Year:	Not reported
Facility ID Description:	Unknown
Facility ID Type:	No SIC
Facility ID Last Modified:	02/26/2009
ID:	SIC

Contact:

Year:	Not reported
Contact ID:	CT2008282552XXXXXXXX
Contact Title:	Alternative Contact (IMS/EPCRA)
Contact First Name:	EH&S
Contact Last Name:	Hotline
Contact Email:	Not reported
Contact Mail Address:	Not reported
Contact Mail City,St,Zip:	Not reported
Contact Mail Country:	USA
Contact Type:	Alternate Contact
Contact Modification Date:	02/09/2009

Contact:

Year:	Not reported
Contact ID:	CT2008293937XXXXXXXX
Contact Title:	Property Manager
Contact First Name:	FRANK
Contact Last Name:	ALBERT
Contact Email:	ba3745@asemail.att.com
Contact Mail Address:	3626 WALTON WAY EXT
Contact Mail City,St,Zip:	AUGUSTA, GA 30909
Contact Mail Country:	USA
Contact Type:	Emergency Contact
Contact Modification Date:	2/9/2009

Contact:

Year:	Not reported
Contact ID:	CT20083ZZZZZXXXXXXXX
Contact Title:	EH&S Manager
Contact First Name:	Lynn
Contact Last Name:	Ragsdale
Contact Email:	lrragsdale@att.com
Contact Mail Address:	898 Marie Lane
Contact Mail City,St,Zip:	Conyers, GA 30094
Contact Mail Country:	USA
Contact Type:	Owner / Operator
Contact Type:	Emergency Contact
Contact Modification Date:	2/26/2009

28 ESE 1/4-1/2 0.384 mi. 2025 ft. | **PARK RITE PARKING 845 REYNOLDS ST AUGUSTA, GA 30901** | **GA LUST GA UST GA Financial Assurance** | **1006789411 N/A**

Relative: Higher

Actual: 146 ft.

LUST:

Facility ID:	01210050
Leak ID:	Not reported
Description:	Not reported
Cleanup Status:	NFA -Monitoring Only (MNA)
Date Received:	08/14/2001
Project Officer:	June Li
Project Name:	UST - 1 - PARK RITE PARKING
Site Code Description:	Potential GUST trust fund reimbursement site
No Further Action Date:	03/19/2003

Facility:

Facility Id:	1210050
Facility Status:	Inactive
Facility Type:	Commercial
District:	Not reported
Contact Id:	Not reported
Owner Name:	BOARDMAN OIL COMPANY
Owner Address:	P O BOX 850
Owner City:	AUGUSTA
Owner State:	GA
Owner Zip:	30903
Owner City,St,Zip:	AUGUSTA, GA 30903
Owner Telephone:	706 7225561

Tanks:

Tank ID:	1
Status:	**Removed from Ground**
Status Date:	Not reported
Tank ID:	1
Product1:	Empty
Material:	Bare Steel
Capacity:	2000
Pipe Material:	Galvanized Steel
Pipe Type:	Not reported
Overfill Protection:	Not reported
Overfill Installed:	Not reported
Tank Exempt From Spill:	Not reported
Date Spill Device Installed:	Not reported
Tank ID:	2
Status:	**Removed from Ground**
Status Date:	Not reported
Tank ID:	2
Product1:	Empty
Material:	Bare Steel
Capacity:	1000
Pipe Material:	Galvanized Steel
Pipe Type:	Not reported
Overfill Protection:	Not reported
Overfill Installed:	Not reported

PARK RITE PARKING (Continued) **1006789411**

Tank Exempt From Spill: Not reported
Date Spill Device Installed: Not reported

Tank ID: 3
Status: Removed from Ground
Status Date: Not reported

Tank ID: 3
Product1: Empty
Material: Bare Steel
Capacity: 1000
Pipe Material: Galvanized Steel
Pipe Type: Not reported
Overfill Protection: Not reported
Overfill Installed: Not reported
Tank Exempt From Spill: Not reported
Date Spill Device Installed: Not reported

GA Financial Assurance 1:
Region: 1
Facility ID: 1210050
Financial Responsiblity: G.U.S.T. Trust Fund

---

29 South 1/4-1/2 0.409 mi. 2157 ft.

PONTIAC MASTER INC
11TH AT TELFAIR
AUGUSTA, GA 30903

GA LUST **1006790884**
GA UST **N/A**
FINDS
ECHO
GA Financial Assurance

Relative: Lower
Actual: 135 ft.

LUST:
Facility ID: 01210293
Leak ID: Not reported
Description: Not reported
Cleanup Status: NFA - No Further Action
Date Received: 10/03/2000
Project Officer: Ron Wallace
Project Name: UST - 1 - PONTIAC MASTER AUTO SERVICE INC
Site Code Description: Owner/Operator funded site
No Further Action Date: 10/05/2000

Facility:
Facility Id: 1210293
Facility Status: Inactive
Facility Type: Auto Dealership
District: Not reported
Contact Id: Not reported
Owner Name: PONTIAC MASTER AUTO SERVICE INC
Owner Address: 1027 TELFAIR ST
Owner City: AUGUSTA
Owner State: GA
Owner Zip: 30901
Owner City,St,Zip: AUGUSTA, GA 30901
Owner Telephone: 706 7229761

Tanks:
Tank ID: 1

PONTIAC MASTER INC (Continued) **1006790884**

Status:	**Removed from Ground**
Status Date:	Not reported
Tank ID:	1
Product1:	Gas (Historical Use)
Material:	Marked Unknown
Capacity:	500
Pipe Material:	Unknown
Pipe Type:	Not reported
Overfill Protection:	Not reported
Overfill Installed:	Not reported
Tank Exempt From Spill:	Not reported
Date Spill Device Installed:	Not reported
Tank ID:	2
Status:	**Removed from Ground**
Status Date:	Not reported
Tank ID:	2
Product1:	Used Oil
Material:	Marked Unknown
Capacity:	1000
Pipe Material:	Unknown
Pipe Type:	Not reported
Overfill Protection:	yes
Overfill Installed:	Not reported
Tank Exempt From Spill:	yes
Date Spill Device Installed:	Not reported
Tank ID:	4
Status:	**Removed from Ground**
Status Date:	Not reported
Tank ID:	4
Product1:	Other
Material:	Marked Unknown
Capacity:	550
Pipe Material:	Unknown
Pipe Type:	Not reported
Overfill Protection:	Not reported
Overfill Installed:	Not reported
Tank Exempt From Spill:	Not reported
Date Spill Device Installed:	Not reported
Tank ID:	5
Status:	**Removed from Ground**
Status Date:	Not reported
Tank ID:	5
Product1:	Other
Material:	Marked Unknown
Capacity:	550
Pipe Material:	Unknown
Pipe Type:	Not reported
Overfill Protection:	Not reported
Overfill Installed:	Not reported
Tank Exempt From Spill:	Not reported

PONTIAC MASTER INC (Continued) **1006790884**

Date Spill Device Installed: Not reported

Tank ID: 6
Status: **Removed from Ground**
Status Date: Not reported

Tank ID: 6
Product1: Used Oil
Material: Marked Unknown
Capacity: 1000
Pipe Material: Unknown
Pipe Type: Not reported
Overfill Protection: yes
Overfill Installed: Not reported
Tank Exempt From Spill: yes
Date Spill Device Installed: Not reported

Tank ID: 7
Status: **Removed from Ground**
Status Date: Not reported

Tank ID: 7
Product1: Used Oil
Material: Marked Unknown
Capacity: 1000
Pipe Material: Unknown
Pipe Type: Not reported
Overfill Protection: yes
Overfill Installed: Not reported
Tank Exempt From Spill: yes
Date Spill Device Installed: Not reported

FINDS:

Registry ID: 110013603136

Environmental Interest/Information System
RCRAInfo is a national information system that supports the Resource Conservation and Recovery Act (RCRA) program through the tracking of events and activities related to facilities that generate, transport, and treat, store, or dispose of hazardous waste. RCRAInfo allows RCRA program staff to track the notification, permit, compliance, and corrective action activities required under RCRA.

Click this hyperlink while viewing on your computer to access additional FINDS: detail in the EDR Site Report.

ECHO:
Envid: 1006790884
Registry ID: 110013603136
DFR URL: http://echo.epa.gov/detailed-facility-report?fid=110013603136

GA Financial Assurance 1:
Region: 1

PONTIAC MASTER INC (Continued) **1006790884**

Facility ID: 1210293
Financial Responsiblity: Not Marked

H30
SSW
1/4-1/2
0.411 mi.
2170 ft.

ELLIOTT FUNERAL HOME
1128 TELFAIR STREET
AUGUSTA, GA 30903

GA LUST **S118197576**
GA BROWNFIELDS **N/A**

Site 1 of 2 in cluster H

Relative:
Lower

Actual:
134 ft.

LUST:

Facility ID:	10002459
Leak ID:	1
Description:	Confirmed Release
Cleanup Status:	NFA - No Further Action
Date Received:	07/30/2015
Project Officer:	Kent Hankinson
Project Name:	UST - 1 - ELLIOTT FUNERAL HOME
Site Code Description:	Owner/Operator funded site
No Further Action Date:	08/18/2015

BROWNFIELD:

Acreage:	0.99
Risk:	Residential
Restricted:	Not-Restricted
RRS Code:	1
Status:	N-HSI
Date Cleanup Plan:	Not reported
Date Cleanup Completed:	10/20/2015

H31
SSW
1/4-1/2
0.411 mi.
2170 ft.

ELLIOTT FUNERAL HOME
1128 TELFAIR STREET
AUGUSTA, GA 30903

GA NON-HSI **S118428634**
N/A

Site 2 of 2 in cluster H

Relative:
Lower

Actual:
134 ft.

NON HSI:

Latitude:	33.44416
Longitude:	89.977500
Ground Water Pathway Score:	5.40
On-Site Pathway Score:	19.30
Report Date:	10/02/2015
Additional Info:	Tax Parcel ID: 462052000
Contamination:	Formaldehyde

32
WSW
1/4-1/2
0.431 mi.
2274 ft.

SIG COX, INC.
1431 GREENE STREET
AUGUSTA, GA 30901

GA SWF/LF **S113245270**
N/A

Relative:
Lower

Actual:
133 ft.

SWF/LF:

Status:	Not reported
Facility Type Description:	Collection Operation
Facility Mgr Name:	ANNETTE BERGER

SIG COX, INC. (Continued) **S113245270**

Facility Mgr Addr:	Not reported
Facility Mgr City/State/Zip:	Not reported
Facility Mgr Telephone:	706 722-5304
Incoming Waste Stream Type:	Not reported
Permit Number:	PBR-121-083COL
Operating Status:	Not reported
Dominion:	Not reported
Type:	Not reported
Owner Name:	ROBERT S. HAYNIE
Owner Address:	Not reported
Owner City:	Not reported
Owner State:	Not reported
Owner Zip:	Not reported
Owner Phone:	722-5304
Mailing Address:	Not reported
Mailing City:	Not reported
Mailing State:	Not reported
Mailing Zip:	Not reported
Date Ceased Accepting Waste:	Not reported
EDR Link ID:	PBR-121-083COL
Date Closed:	Not reported
Post Closure Period:	Not reported

Status:	Not reported
Facility Type Description:	Not reported
Facility Mgr Name:	Not reported
Facility Mgr Addr:	Not reported
Facility Mgr City/State/Zip:	Not reported
Facility Mgr Telephone:	Not reported
Incoming Waste Stream Type:	Not reported
Permit Number:	PBR-121-083COL
Operating Status:	1
Dominion:	Not reported
Type:	CO
Owner Name:	ROBERT S. HAYNIE
Owner Address:	1431 GREEN STREET
Owner City:	Not reported
Owner State:	Not reported
Owner Zip:	Not reported
Owner Phone:	706-722-5304
Mailing Address:	Not reported
Mailing City:	Not reported
Mailing State:	Not reported
Mailing Zip:	Not reported
Date Ceased Accepting Waste:	Not reported
EDR Link ID:	PBR-121-083COL
Date Closed:	Not reported
Post Closure Period:	Not reported

33 WSW 1/4-1/2 0.462 mi. 2440 ft. | **AUGUSTA NET INC**
1439 GREENE ST
AUGUSTA, GA 30901 | **GA LUST**
GA UST
GA Financial Assurance | **U001492964**
N/A

Relative: Lower

Actual: 134 ft.

LUST:

Facility ID:	09121027
Leak ID:	Not reported
Description:	Not reported
Cleanup Status:	NFA - No Further Action
Date Received:	06/01/2010
Project Officer:	Ron Wallace
Project Name:	UST - 1 - AUGUSTA NET INC
Site Code Description:	Potential GUST trust fund reimbursement site
No Further Action Date:	06/18/2010

Facility:

Facility Id:	9121027
Facility Status:	Inactive
Facility Type:	Commercial
District:	Not reported
Contact Id:	Not reported
Owner Name:	AUGUSTA NET INC
Owner Address:	PO BOX 789
Owner City:	AUGUSTA
Owner State:	GA
Owner Zip:	30903
Owner City,St,Zip:	AUGUSTA, GA 30903
Owner Telephone:	706 7243543

Tanks:

Tank ID:	1
Status:	**Removed from Ground**
Status Date:	Not reported

Tank ID:	1
Product1:	Gas (Historical Use)
Material:	Cathodically Protected Steel
Capacity:	8000
Pipe Material:	Fiberglass Reinforced Plastic
Pipe Type:	Safe Suction (Euro)
Overfill Protection:	Not reported
Overfill Installed:	01/01/1989
Tank Exempt From Spill:	Not reported
Date Spill Device Installed:	01/01/1989

GA Financial Assurance 1:

Region:	1
Facility ID:	9121027
Financial Responsiblity:	G.U.S.T. Trust Fund

34 SW 1/4-1/2 0.462 mi. 2441 ft. | **KINSEY AUTO**
508 13TH STREET
AUGUSTA, GA 30901 | **GA NON-HSI** | **S109604791**
N/A

Relative: Lower
Actual: 137 ft.

NON HSI:

Latitude:	33.47500
Longitude:	81.976944
Ground Water Pathway Score:	8.10
On-Site Pathway Score:	19.80
Report Date:	06/03/2009
Additional Info:	Not reported
Contamination:	Not reported

---

35 SSW 1/4-1/2 0.474 mi. 2501 ft. | **BLANCHE MILLS SITE**
605 12TH STREET
AUGUSTA, GA 30906 | **SEMS-ARCHIVE** | **1003869686**
GA0000126631

Relative: Lower
Actual: 134 ft.

SEMS Archive:

Site ID:	406175
EPA ID:	GA0000126631
Cong District:	10
FIPS Code:	13245
FF:	N
NPL:	Not on the NPL
Non NPL Status:	NFRAP-Site does not qualify for the NPL based on existing information

SEMS Archive Detail:

Region:	4
Site ID:	406175
EPA ID:	GA0000126631
Site Name:	BLANCHE MILLS SITE
NPL:	N
FF:	N
OU:	0
Action Code:	DS
Action Name:	DISCVRY
SEQ:	1
Start Date:	1994-02-18 00:00:00
Finish Date:	1994-02-18 00:00:00
Qual:	Not reported
Current Action Lead:	EPA Perf In-Hse

Region:	4
Site ID:	406175
EPA ID:	GA0000126631
Site Name:	BLANCHE MILLS SITE
NPL:	N
FF:	N
OU:	0
Action Code:	VS
Action Name:	ARCH SITE
SEQ:	1
Start Date:	Not reported
Finish Date:	1994-09-30 00:00:00
Qual:	Not reported
Current Action Lead:	EPA Perf In-Hse

BLANCHE MILLS SITE (Continued) **1003869686**

Region:	4
Site ID:	406175
EPA ID:	GA0000126631
Site Name:	BLANCHE MILLS SITE
NPL:	N
FF:	N
OU:	0
Action Code:	SI
Action Name:	SI
SEQ:	1
Start Date:	1993-10-01 00:00:00
Finish Date:	1994-09-30 00:00:00
Qual:	N
Current Action Lead:	St Perf

Region:	4
Site ID:	406175
EPA ID:	GA0000126631
Site Name:	BLANCHE MILLS SITE
NPL:	N
FF:	N
OU:	0
Action Code:	PA
Action Name:	PA
SEQ:	1
Start Date:	Not reported
Finish Date:	1994-02-18 00:00:00
Qual:	L
Current Action Lead:	St Perf

---

36 SSE 1/4-1/2 0.490 mi. 2586 ft. | **CITY OF AUGUSTA/FORMER GAS STATION 412 NINTH STREET AUGUSTA, GA 30901** | **GA LUST** | **S109113706 N/A**

Relative: Lower

Actual: 136 ft.

LUST:

Facility ID:	10001500
Leak ID:	1
Description:	Confirmed Release
Cleanup Status:	NFA - No Further Action
Date Received:	03/24/2008
Project Officer:	Kelly Adams
Project Name:	UST - 1 - City of Augusta/Former Gas Station
Site Code Description:	Owner/Operator funded site
No Further Action Date:	03/25/2008

37 SSE 1/2-1 0.571 mi. 3015 ft. | **FIRST UNION NATIONAL BANK TRACT 'C'**
WALKER STREET AT 9TH STREET
AUGUSTA, GA 30901 | **GA DEL SHWS** | **S102867579**
N/A

Relative: Lower
Actual: 134 ft.

DEL SHWS:

Delist Date:	02/01/2005
HIS Id Number:	10432
Latidude:	33 28' 17" N
Longitude:	81 58' 12" W
Owner Name:	Not reported
Owner Address:	Not reported
Owner City:	Not reported
Owner State:	Not reported
Owner ZIP:	Not reported
Parcel ID:	Not reported
Cleanup Priority:	Not reported
Reg Sub:	Not reported
Last Known Property Owner NAME B:	Not reported
Last Known Property Owner ADDRESS B:	Not reported
Last Known Property Owner CITY B:	Not reported
Last Known Property Owner STATE B:	Not reported
Last Known Property Owner ZIP B:	Not reported
Last Known Property Owner NAME C:	Not reported
Last Known Property Owner ADDRESS C:	Not reported
Last Known Property Owner CITY C:	Not reported
Last Known Property Owner STATE C:	Not reported
Last Known Property Owner ZIP C:	Not reported
Last Known Property Owner NAME D:	Not reported
Last Known Property Owner ADDRESS D:	Not reported
Last Known Property Owner CITY D:	Not reported
Last Known Property Owner STATE D:	Not reported
Last Known Property Owner ZIP D:	Not reported
Status of Cleanup Activities:	Not reported
GA EPD Dir Determination Re Correction Action:	Not reported
RS Released/Threats to Health Env:	Not reported

---

38 SW 1/2-1 0.585 mi. 3088 ft. | **626 THIRTEENTH STREET**
626 THIRTEENTH STREET
AUGUSTA, GA | **GA NON-HSI** | **S104819540**
N/A

Relative: Higher
Actual: 142 ft.

NON HSI:

Latitude:	Not reported
Longitude:	Not reported
Ground Water Pathway Score:	2.01
On-Site Pathway Score:	13.83
Report Date:	07/01/2000
Additional Info:	Not reported
Contamination:	silver

39 SSE 1/2-1 0.605 mi. 3196 ft. | **FORMER WILLIFORDS CLEANERS**
426 AND 428 8TH STREET
AUGUSTA, GA 30901 | **GA NON-HSI** | **S109504905**
N/A

Relative: Lower
Actual: 136 ft.

NON HSI:

Latitude:	33.47194
Longitude:	81.966944
Ground Water Pathway Score:	6.50
On-Site Pathway Score:	12.35
Report Date:	01/16/2009
Additional Info:	Not reported
Contamination:	tetrachloroethene

---

40 South 1/2-1 0.640 mi. 3378 ft. | **FIRST UNION NATIONAL BANK TRACT 'A'**
FENWICK STREET AT 10TH STREET
AUGUSTA, GA 30901 | **GA DEL SHWS** | **S103224303**
N/A

Relative: Lower
Actual: 139 ft.

DEL SHWS:

Delist Date:	04/22/2005
HIS Id Number:	10433
Latidude:	33 28' 16" N
Longitude:	81 58' 16" W
Owner Name:	Not reported
Owner Address:	Not reported
Owner City:	Not reported
Owner State:	Not reported
Owner ZIP:	Not reported
Parcel ID:	Not reported
Cleanup Priority:	Not reported
Reg Sub:	Not reported
Last Known Property Owner NAME B:	Not reported
Last Known Property Owner ADDRESS B:	Not reported
Last Known Property Owner CITY B:	Not reported
Last Known Property Owner STATE B:	Not reported
Last Known Property Owner ZIP B:	Not reported
Last Known Property Owner NAME C:	Not reported
Last Known Property Owner ADDRESS C:	Not reported
Last Known Property Owner CITY C:	Not reported
Last Known Property Owner STATE C:	Not reported
Last Known Property Owner ZIP C:	Not reported
Last Known Property Owner NAME D:	Not reported
Last Known Property Owner ADDRESS D:	Not reported
Last Known Property Owner CITY D:	Not reported
Last Known Property Owner STATE D:	Not reported
Last Known Property Owner ZIP D:	Not reported
Status of Cleanup Activities:	Not reported
GA EPD Dir Determination Re Correction Action:	Not reported
RS Released/Threats to Health Env:	Not reported

41 ENE 1/2-1 0.677 mi. 3574 ft. | **DANIEL FIELD** | **FUDS** | **1011976424** | **N/A**

AUGUSTA, GA

Relative: Lower

Actual: 126 ft.

FUDS:

EPA Region:	04
Congressional District:	12
FUDS Number:	I04GA0989
State:	GA
Facility Name:	DANIEL FIELD
Fiscal Year:	2013
City:	AUGUSTA
Federal Facility ID:	GA9799F8273
Telephone:	912-652-5279
INST ID:	57791
County:	RICHMOND
RAB:	Not reported
CORPS_DIST:	Savannah District (SAS)
NPL Status:	Not Listed
CTC:	3937
Current Owner:	Private Sector
Future Prog:	Not reported
Description:	Augusta, Richmond County, GA. Consisted of 633.58 acres.
Current Program:	Not reported
History:	Acquired between 1941 and 1946. Used for ground storage and dispersion of planes.
Latitude Degree:	33
Latitude Minute:	28
Latitude Second:	57
Latitude Direction:	N
Longitude Degree:	-82
Longitude Minute:	2
Longitude Second:	22
Longitude Direction:	E

FUDS:

Inst ID:	57791
FUDS Number:	I04GA0989
Facility Name:	DANIEL FIELD
PHASE:	4
ARC:	Y
DIST:	SAS
MMRP:	Y
MRA ID:	I04GA098901R02

Inst ID:	57791
FUDS Number:	I04GA0989
Facility Name:	DANIEL FIELD
PHASE:	4
ARC:	Y
DIST:	SAS
MMRP:	Y
MRA ID:	I04GA098901R01

FUDS:

Inst ID:	57791
FUDS Number:	I04GA0989

DANIEL FIELD (Continued) **1011976424**

Facility Name:	DANIEL FIELD
PHASE:	4
Site ID:	01
DIST:	SAS
MMRP:	Y
MRA ID:	I04GA098901R01
PROJ NO:	I04GA098901
Inst ID:	57791
FUDS Number:	I04GA0989
Facility Name:	DANIEL FIELD
PHASE:	4
Site ID:	02
DIST:	SAS
MMRP:	Y
MRA ID:	I04GA098901R02
PROJ NO:	I04GA098902

42
SSW
1/2-1
0.751 mi.
3965 ft.

FORMER BARTON BUILDING SUPPLY COMPANY
1225 D' ANTIGNAC ST./ 1210 WALTON WAY
AUGUSTA, GA 30901

GA NON-HSI **S107150853**
N/A

Relative:
Lower

Actual:
140 ft.

NON HSI:

Latitude:	33.47000
Longitude:	81.976944
Ground Water Pathway Score:	6.50
On-Site Pathway Score:	0.00
Report Date:	06/05/2005
Additional Info:	Not reported
Contamination:	tetrachloroethene

43
ESE
1/2-1
0.820 mi.
4332 ft.

BURCH LOWE SITE
520 REYNOLDS ST.
AUGUSTA, GA 30901

GA NON-HSI **S103439962**
N/A

Relative:
Lower

Actual:
139 ft.

NON HSI:

Latitude:	33.474
Longitude:	-81.96
Ground Water Pathway Score:	4.1
On-Site Pathway Score:	0
Report Date:	Not reported
Additional Info:	Not reported
Contamination:	Not reported

44
North
1/2-1
0.834 mi.
4402 ft.

344 GEORGIA AVENUE
344 GEORGIA AVE
NORTH AUGUSTA, SC 29841

SC SHWS **S107030138**
SC VCP **N/A**

Relative:
Higher

Actual:
214 ft.

SHWS:
EPA ID: SCS123456928

VCP:

Person Company:	Not reported
Prim Address 1:	Not reported
Prim Address 2:	Not reported
Prim City:	Not reported
Prim State:	Not reported
Prim Zip:	Not reported
Type Brownfield:	Not reported
Contact:	Not reported
Status code:	ACTIVE
File Number:	52714
Exec Date:	Not reported
Contract Mailed Date:	Not reported
Date Terminated:	Not reported
Contract #:	NEW CONTRACT NUMBER.
Contract Type:	Not reported
Contract Manager:	Not reported
Acreage:	Not reported
COC Issued Date:	Not reported
RC Executed Date:	Not reported
I C Received:	Not reported
Workplan Due:	Not reported
Workplan Receive:	Not reported
Workplan Reviewed:	Not reported
Workplan Approved:	Not reported
Report Receive:	Not reported
Report Reviewed:	Not reported
Report Approved:	Not reported
Cap Approved:	Not reported

45
SSE
1/2-1
0.850 mi.
4488 ft.

FIRST UNION NATIONAL BANK
FENWICK ST. @ 7TH STREET
AUGUSTA, GA 30901

GA NON-HSI **S103439965**
N/A

Relative:
Lower

Actual:
132 ft.

NON HSI:

Latitude:	Not reported
Longitude:	Not reported
Ground Water Pathway Score:	8.13
On-Site Pathway Score:	0
Report Date:	Not reported
Additional Info:	Not reported
Contamination:	methylene chloride; isopropyl benzene; naphthalene

I46
South
1/2-1
0.855 mi.
4517 ft.

ATLANTA GAS LIGHT CO-AUGUSTA MGP SITE
807 8TH STREET
AUGUSTA, GA 30901

Site 1 of 3 in cluster I

CORRACTS
RCRA NonGen / NLR
FINDS
ECHO

1000507722
GAD984306092

Relative:
Lower

Actual:
133 ft.

CORRACTS:

EPA ID:	GAD984306092
EPA Region:	4
Area Name:	ENTIRE FACILITY
Actual Date:	20131008
Action:	SF270
NAICS Code(s):	22121
	Natural Gas Distribution
Original schedule date:	Not reported
Schedule end date:	Not reported

EPA ID:	GAD984306092
EPA Region:	4
Area Name:	ENTIRE FACILITY
Actual Date:	20120606
Action:	SF190
NAICS Code(s):	22121
	Natural Gas Distribution
Original schedule date:	Not reported
Schedule end date:	Not reported

EPA ID:	GAD984306092
EPA Region:	4
Area Name:	ENTIRE FACILITY
Actual Date:	20120523
Action:	SF196
NAICS Code(s):	22121
	Natural Gas Distribution
Original schedule date:	Not reported
Schedule end date:	Not reported

EPA ID:	GAD984306092
EPA Region:	4
Area Name:	ENTIRE FACILITY
Actual Date:	20120426
Action:	SF931
NAICS Code(s):	22121
	Natural Gas Distribution
Original schedule date:	Not reported
Schedule end date:	Not reported

EPA ID:	GAD984306092
EPA Region:	4
Area Name:	ENTIRE FACILITY
Actual Date:	20120220
Action:	SF195
NAICS Code(s):	22121
	Natural Gas Distribution
Original schedule date:	Not reported
Schedule end date:	Not reported

EPA ID:	GAD984306092
EPA Region:	4

ATLANTA GAS LIGHT CO-AUGUSTA MGP SITE (Continued) **1000507722**

Area Name: ENTIRE FACILITY
Actual Date: 20100420
Action: SF932
NAICS Code(s): 22121
Natural Gas Distribution
Original schedule date: Not reported
Schedule end date: Not reported

EPA ID: GAD984306092
EPA Region: 4
Area Name: ENTIRE FACILITY
Actual Date: 20100410
Action: SF931
NAICS Code(s): 22121
Natural Gas Distribution
Original schedule date: Not reported
Schedule end date: Not reported

EPA ID: GAD984306092
EPA Region: 4
Area Name: ENTIRE FACILITY
Actual Date: 20100211
Action: SF932
NAICS Code(s): 22121
Natural Gas Distribution
Original schedule date: Not reported
Schedule end date: Not reported

EPA ID: GAD984306092
EPA Region: 4
Area Name: ENTIRE FACILITY
Actual Date: 20091207
Action: SF931
NAICS Code(s): 22121
Natural Gas Distribution
Original schedule date: Not reported
Schedule end date: Not reported

EPA ID: GAD984306092
EPA Region: 4
Area Name: ENTIRE FACILITY
Actual Date: 20090602
Action: SF931
NAICS Code(s): 22121
Natural Gas Distribution
Original schedule date: Not reported
Schedule end date: Not reported

EPA ID: GAD984306092
EPA Region: 4
Area Name: ENTIRE FACILITY
Actual Date: 20081007
Action: SF931
NAICS Code(s): 22121
Natural Gas Distribution
Original schedule date: Not reported
Schedule end date: Not reported

ATLANTA GAS LIGHT CO-AUGUSTA MGP SITE (Continued) **1000507722**

EPA ID: GAD984306092
EPA Region: 4
Area Name: ENTIRE FACILITY
Actual Date: 20081007
Action: SF932
NAICS Code(s): 22121
Natural Gas Distribution
Original schedule date: Not reported
Schedule end date: Not reported

EPA ID: GAD984306092
EPA Region: 4
Area Name: ENTIRE FACILITY
Actual Date: 20080205
Action: SF932
NAICS Code(s): 22121
Natural Gas Distribution
Original schedule date: Not reported
Schedule end date: Not reported

EPA ID: GAD984306092
EPA Region: 4
Area Name: ENTIRE FACILITY
Actual Date: 20080205
Action: SF931
NAICS Code(s): 22121
Natural Gas Distribution
Original schedule date: Not reported
Schedule end date: Not reported

EPA ID: GAD984306092
EPA Region: 4
Area Name: ENTIRE FACILITY
Actual Date: 20071001
Action: SF931
NAICS Code(s): 22121
Natural Gas Distribution
Original schedule date: Not reported
Schedule end date: Not reported

EPA ID: GAD984306092
EPA Region: 4
Area Name: ENTIRE FACILITY
Actual Date: 20071001
Action: SF932
NAICS Code(s): 22121
Natural Gas Distribution
Original schedule date: Not reported
Schedule end date: Not reported

EPA ID: GAD984306092
EPA Region: 4
Area Name: ENTIRE FACILITY
Actual Date: 20060516
Action: SF645
NAICS Code(s): 22121
Natural Gas Distribution

ATLANTA GAS LIGHT CO-AUGUSTA MGP SITE (Continued) **1000507722**

Original schedule date: Not reported
Schedule end date: Not reported

EPA ID: GAD984306092
EPA Region: 4
Area Name: ENTIRE FACILITY
Actual Date: 20060504
Action: SF931
NAICS Code(s): 22121
Natural Gas Distribution
Original schedule date: Not reported
Schedule end date: Not reported

EPA ID: GAD984306092
EPA Region: 4
Area Name: ENTIRE FACILITY
Actual Date: 20060303
Action: SF931
NAICS Code(s): 22121
Natural Gas Distribution
Original schedule date: Not reported
Schedule end date: Not reported

EPA ID: GAD984306092
EPA Region: 4
Area Name: ENTIRE FACILITY
Actual Date: 20060224
Action: SF931
NAICS Code(s): 22121
Natural Gas Distribution
Original schedule date: Not reported
Schedule end date: Not reported

EPA ID: GAD984306092
EPA Region: 4
Area Name: ENTIRE FACILITY
Actual Date: 20060221
Action: SF931
NAICS Code(s): 22121
Natural Gas Distribution
Original schedule date: Not reported
Schedule end date: Not reported

EPA ID: GAD984306092
EPA Region: 4
Area Name: ENTIRE FACILITY
Actual Date: 20060217
Action: SF931
NAICS Code(s): 22121
Natural Gas Distribution
Original schedule date: Not reported
Schedule end date: Not reported

EPA ID: GAD984306092
EPA Region: 4
Area Name: ENTIRE FACILITY
Actual Date: 20060214

ATLANTA GAS LIGHT CO-AUGUSTA MGP SITE (Continued) **1000507722**

Action: SF931
NAICS Code(s): 22121
Natural Gas Distribution
Original schedule date: Not reported
Schedule end date: Not reported

EPA ID: GAD984306092
EPA Region: 4
Area Name: ENTIRE FACILITY
Actual Date: 20060213
Action: SF931
NAICS Code(s): 22121
Natural Gas Distribution
Original schedule date: Not reported
Schedule end date: Not reported

EPA ID: GAD984306092
EPA Region: 4
Area Name: ENTIRE FACILITY
Actual Date: 20041201
Action: SF645
NAICS Code(s): 22121
Natural Gas Distribution
Original schedule date: Not reported
Schedule end date: Not reported

EPA ID: GAD984306092
EPA Region: 4
Area Name: ENTIRE FACILITY
Actual Date: 20030117
Action: SF645
NAICS Code(s): 22121
Natural Gas Distribution
Original schedule date: Not reported
Schedule end date: Not reported

EPA ID: GAD984306092
EPA Region: 4
Area Name: ENTIRE FACILITY
Actual Date: 20021227
Action: SF645
NAICS Code(s): 22121
Natural Gas Distribution
Original schedule date: Not reported
Schedule end date: Not reported

EPA ID: GAD984306092
EPA Region: 4
Area Name: ENTIRE FACILITY
Actual Date: 20021218
Action: SF645
NAICS Code(s): 22121
Natural Gas Distribution
Original schedule date: Not reported
Schedule end date: Not reported

EPA ID: GAD984306092

ATLANTA GAS LIGHT CO-AUGUSTA MGP SITE (Continued) **1000507722**

EPA Region: 4
Area Name: ENTIRE FACILITY
Actual Date: 20021025
Action: SF931
NAICS Code(s): 22121
Natural Gas Distribution
Original schedule date: Not reported
Schedule end date: Not reported

EPA ID: GAD984306092
EPA Region: 4
Area Name: ENTIRE FACILITY
Actual Date: 20020219
Action: SF932
NAICS Code(s): 22121
Natural Gas Distribution
Original schedule date: Not reported
Schedule end date: Not reported

EPA ID: GAD984306092
EPA Region: 4
Area Name: ENTIRE FACILITY
Actual Date: 20020109
Action: SF931
NAICS Code(s): 22121
Natural Gas Distribution
Original schedule date: Not reported
Schedule end date: Not reported

EPA ID: GAD984306092
EPA Region: 4
Area Name: ENTIRE FACILITY
Actual Date: 20010426
Action: SF931
NAICS Code(s): 22121
Natural Gas Distribution
Original schedule date: Not reported
Schedule end date: Not reported

EPA ID: GAD984306092
EPA Region: 4
Area Name: ENTIRE FACILITY
Actual Date: 20010330
Action: SF300
NAICS Code(s): 22121
Natural Gas Distribution
Original schedule date: Not reported
Schedule end date: Not reported

EPA ID: GAD984306092
EPA Region: 4
Area Name: ENTIRE FACILITY
Actual Date: 20010216
Action: SF260
NAICS Code(s): 22121
Natural Gas Distribution
Original schedule date: Not reported

ATLANTA GAS LIGHT CO-AUGUSTA MGP SITE (Continued) **1000507722**

Schedule end date: Not reported

EPA ID: GAD984306092
EPA Region: 4
Area Name: ENTIRE FACILITY
Actual Date: 19980916
Action: SF150
NAICS Code(s): 22121
Natural Gas Distribution
Original schedule date: Not reported
Schedule end date: Not reported

EPA ID: GAD984306092
EPA Region: 4
Area Name: ENTIRE FACILITY
Actual Date: 19980908
Action: SF110
NAICS Code(s): 22121
Natural Gas Distribution
Original schedule date: Not reported
Schedule end date: Not reported

EPA ID: GAD984306092
EPA Region: 4
Area Name: NORTHERN PARCEL
Actual Date: 19980624
Action: SF270
NAICS Code(s): 22121
Natural Gas Distribution
Original schedule date: Not reported
Schedule end date: Not reported

EPA ID: GAD984306092
EPA Region: 4
Area Name: ENTIRE FACILITY
Actual Date: 19980604
Action: SF196
NAICS Code(s): 22121
Natural Gas Distribution
Original schedule date: Not reported
Schedule end date: Not reported

EPA ID: GAD984306092
EPA Region: 4
Area Name: WESTERN PARCEL
Actual Date: 19980213
Action: SF645
NAICS Code(s): 22121
Natural Gas Distribution
Original schedule date: Not reported
Schedule end date: Not reported

EPA ID: GAD984306092
EPA Region: 4
Area Name: SOUTHERN PARCEL
Actual Date: 19980213
Action: SF645

ATLANTA GAS LIGHT CO-AUGUSTA MGP SITE (Continued) **1000507722**

NAICS Code(s): 22121
Natural Gas Distribution
Original schedule date: Not reported
Schedule end date: Not reported

EPA ID: GAD984306092
EPA Region: 4
Area Name: SOUTHEST BITUMINOUS PARCEL
Actual Date: 19980213
Action: SF645
NAICS Code(s): 22121
Natural Gas Distribution
Original schedule date: Not reported
Schedule end date: Not reported

EPA ID: GAD984306092
EPA Region: 4
Area Name: ENTIRE FACILITY
Actual Date: 19971103
Action: SF190
NAICS Code(s): 22121
Natural Gas Distribution
Original schedule date: Not reported
Schedule end date: Not reported

RCRA NonGen / NLR:
Date form received by agency: 04/03/2014
Facility name: ATLANTA GAS LIGHT CO-AUGUSTA MGP SITE
Facility address: 807 8TH STREET
AUGUSTA, GA 30901
EPA ID: GAD984306092
Mailing address: PEACHTREE PLACE, STE 1000
ATLANTA, GA 30308
Contact: TERRY RYLAND
Contact address: Not reported
Not reported
Contact country: US
Contact telephone: 404-584-3953
Contact email: TRYLAND@AGLRESOURCES.COM
EPA Region: 04
Land type: Private
Classification: Non-Generator
Description: Handler: Non-Generators do not presently generate hazardous waste

Owner/Operator Summary:
Owner/operator name: ATLANTA GAS LIGHT COMPANY
Owner/operator address: PEACHTREE PLACE, STE 1000
ATLANTA, GA 30308
Owner/operator country: US
Owner/operator telephone: Not reported
Owner/operator email: Not reported
Owner/operator fax: Not reported
Owner/operator extension: Not reported
Legal status: Private
Owner/Operator Type: Owner
Owner/Op start date: 01/01/1852

ATLANTA GAS LIGHT CO-AUGUSTA MGP SITE (Continued) **1000507722**

Owner/Op end date: Not reported

Owner/operator name: ATLANTA GAS LIGHT COMPANY
Owner/operator address: Not reported
Not reported
Owner/operator country: US
Owner/operator telephone: Not reported
Owner/operator email: Not reported
Owner/operator fax: Not reported
Owner/operator extension: Not reported
Legal status: Private
Owner/Operator Type: Operator
Owner/Op start date: 01/01/1852
Owner/Op end date: Not reported

Handler Activities Summary:
U.S. importer of hazardous waste: No
Mixed waste (haz. and radioactive): No
Recycler of hazardous waste: No
Transporter of hazardous waste: No
Treater, storer or disposer of HW: No
Underground injection activity: No
On-site burner exemption: No
Furnace exemption: No
Used oil fuel burner: No
Used oil processor: No
User oil refiner: No
Used oil fuel marketer to burner: No
Used oil Specification marketer: No
Used oil transfer facility: No
Used oil transporter: No

Historical Generators:
Date form received by agency: 08/08/2008
Site name: ATLANTA GAS LIGHT CO-AUGUSTA MGP SITE
Classification: Large Quantity Generator

. Waste code: D018
. Waste name: BENZENE

Date form received by agency: 06/13/2003
Site name: ATLANTA GAS LIGHT CO-AUGUSTA MGP SITE
Classification: Large Quantity Generator

. Waste code: D018
. Waste name: BENZENE

Date form received by agency: 03/28/2002
Site name: ATLANTA GAS LIGHT CO - AUGUSTA MGP SITE
Classification: Large Quantity Generator

. Waste code: D018
. Waste name: BENZENE

Date form received by agency: 12/10/1998
Site name: ATLANTA GAS LIGHT COMPANY- AUGUSTA MGP

ATLANTA GAS LIGHT CO-AUGUSTA MGP SITE (Continued) **1000507722**

Classification: Large Quantity Generator

Date form received by agency: 02/04/1992
Site name: ATLANTA GAS LIGHT CO-AUGUSTA
Classification: Large Quantity Generator

. Waste code: D000
. Waste name: Not Defined

. Waste code: D007
. Waste name: CHROMIUM

. Waste code: D008
. Waste name: LEAD

. Waste code: D009
. Waste name: MERCURY

. Waste code: D018
. Waste name: BENZENE

Corrective Action Summary:
Event date: 11/03/1997
Event: INVESTIGATION REPORT RECEIVED

Event date: 02/13/1998
Event: INTERIM MEASURES REPORT REVIEWED-NOTI ISSUED

Event date: 06/04/1998
Event: NOD ON RFI PROGRESS REPORT

Event date: 06/24/1998
Event: REMOVAL ACTION CLOSE-OUT REPORT REC'D

Event date: 09/08/1998
Event: INVESTIGATION WORKPLAN RECEIVED

Event date: 09/16/1998
Event: SITE SCREENING(SS)SITE VISIT

Event date: 02/16/2001
Event: REMOVAL ACTION INITIATED

Event date: 03/30/2001
Event: RI/FS IMPOSITION

Event date: 04/26/2001
Event: SEMI-ANNUAL EFFECTIVENESS REVIEW

Event date: 01/09/2002
Event: SEMI-ANNUAL EFFECTIVENESS REVIEW

Event date: 02/19/2002
Event: NOD ON SEMI-ANNUAL EFFECTIVENESS REVIEW

Event date: 10/25/2002
Event: SEMI-ANNUAL EFFECTIVENESS REVIEW

ATLANTA GAS LIGHT CO-AUGUSTA MGP SITE (Continued) **1000507722**

Event date: 12/18/2002
Event: INTERIM MEASURES REPORT REVIEWED-NOTI ISSUED

Event date: 12/27/2002
Event: INTERIM MEASURES REPORT REVIEWED-NOTI ISSUED

Event date: 01/17/2003
Event: INTERIM MEASURES REPORT REVIEWED-NOTI ISSUED

Event date: 12/01/2004
Event: INTERIM MEASURES REPORT REVIEWED-NOTI ISSUED

Event date: 02/13/2006
Event: SEMI-ANNUAL EFFECTIVENESS REVIEW

Event date: 02/14/2006
Event: SEMI-ANNUAL EFFECTIVENESS REVIEW

Event date: 02/17/2006
Event: SEMI-ANNUAL EFFECTIVENESS REVIEW

Event date: 02/21/2006
Event: SEMI-ANNUAL EFFECTIVENESS REVIEW

Event date: 02/24/2006
Event: SEMI-ANNUAL EFFECTIVENESS REVIEW

Event date: 03/03/2006
Event: SEMI-ANNUAL EFFECTIVENESS REVIEW

Event date: 05/04/2006
Event: SEMI-ANNUAL EFFECTIVENESS REVIEW

Event date: 05/16/2006
Event: INTERIM MEASURES REPORT REVIEWED-NOTI ISSUED

Event date: 10/01/2007
Event: SEMI-ANNUAL EFFECTIVENESS REVIEW

Event date: 10/01/2007
Event: NOD ON SEMI-ANNUAL EFFECTIVENESS REVIEW

Event date: 02/05/2008
Event: SEMI-ANNUAL EFFECTIVENESS REVIEW

Event date: 02/05/2008
Event: NOD ON SEMI-ANNUAL EFFECTIVENESS REVIEW

Event date: 10/07/2008
Event: NOD ON SEMI-ANNUAL EFFECTIVENESS REVIEW

Event date: 10/07/2008
Event: SEMI-ANNUAL EFFECTIVENESS REVIEW

Event date: 06/02/2009
Event: SEMI-ANNUAL EFFECTIVENESS REVIEW

ATLANTA GAS LIGHT CO-AUGUSTA MGP SITE (Continued) **1000507722**

Event date: 12/07/2009
Event: SEMI-ANNUAL EFFECTIVENESS REVIEW

Event date: 02/11/2010
Event: NOD ON SEMI-ANNUAL EFFECTIVENESS REVIEW

Event date: 04/10/2010
Event: SEMI-ANNUAL EFFECTIVENESS REVIEW

Event date: 04/20/2010
Event: NOD ON SEMI-ANNUAL EFFECTIVENESS REVIEW

Event date: 02/20/2012
Event: INVESTIGATION PROGRESS REPORTS RECEIVED

Event date: 04/26/2012
Event: SEMI-ANNUAL EFFECTIVENESS REVIEW

Event date: 05/23/2012
Event: NOD ON RFI PROGRESS REPORT

Event date: 06/06/2012
Event: INVESTIGATION REPORT RECEIVED

Event date: 10/08/2013
Event: REMOVAL ACTION CLOSE-OUT REPORT REC'D

Violation Status: No violations found

Evaluation Action Summary:
Evaluation date: 05/26/1998
Evaluation: NON-FINANCIAL RECORD REVIEW
Area of violation: Not reported
Date achieved compliance: Not reported
Evaluation lead agency: State

FINDS:

Registry ID: 110000789022

Environmental Interest/Information System
RCRAInfo is a national information system that supports the Resource Conservation and Recovery Act (RCRA) program through the tracking of events and activities related to facilities that generate, transport, and treat, store, or dispose of hazardous waste. RCRAInfo allows RCRA program staff to track the notification, permit, compliance, and corrective action activities required under RCRA.

HAZARDOUS WASTE BIENNIAL REPORTER

Click this hyperlink while viewing on your computer to access additional FINDS: detail in the EDR Site Report.

ECHO:
Envid: 1000507722
Registry ID: 110000789022

ATLANTA GAS LIGHT CO-AUGUSTA MGP SITE (Continued) **1000507722**

DFR URL: http://echo.epa.gov/detailed-facility-report?fid=110000789022

I47 South 1/2-1 0.855 mi. 4517 ft.

ATLANTA GAS LIGHT COMPANY - AUGUSTA MGP SITE
WALTON WAY & EIGHTH STREET (807 8TH STREET)
AUGUSTA, GA 30901

GA SHWS **S103224228**
N/A

Site 2 of 3 in cluster I

Relative: Lower
Actual: 133 ft.

SHWS:

Facility Id:	10132
Regulated Substances(RS):	2,4-Dimethylphenol-GW/Soil; Acenaphthene-GW/Soil; Acetone-GW/Soil; Antimony-Soil; Barium-GW; Benzo(a)anthracene-GW/Soil; Benzo(b)fluoranthene-GW/Soil; Benzo(k)fluoranthene-GW/Soil; bis(2-Ethylhexyl) phthalate-GW; Carbon disulfide-GW/Soil; Chromium-GW; Copper-GW; Dibenzo(a,h)anthracene-GW/Soil; Diethyl phthalate-GW; Fluoranthene-GW/Soil; Heptachlor-Soil; Lead-Soil; Mercury-GW; Nickel-GW; PCBs-GW; p-Cresol-GW; Phenol-GW; Selenium-GW; Thallium-GW; Xylenes-GW/Soil; 2,4-Dinitrotoluene-Soil; Acenaphthylene-GW/Soil; Anthracene-GW/Soil; Arsenic-GW; Benzene-GW/Soil; Benzo(a)pyrene-Soil; Benzo(ghi)perylene-GW/Soil; Beryllium-GW; Cadmium-GW; Chlorobenzene-GW; Chrysene-GW/Soil; Cyanides (soluble salts and complexes) n.o.s.-GW/Soil; Dichloromethane-GW/Soil; Ethylbenzene-GW/Soil; Fluorene-GW/Soil; Indeno(1,2,3-cd)pyrene-GW/Soil; Lead-GW/Soil; Naphthalene-GW/Soil; o-Cresol-GW; p-Chloroaniline-Soil; Phenanthrene-GW/Soil; Pyrene-GW/Soil; Styrene-GW; Toluene-GW/Soil; Zinc-GW
RS Released/Threats to Health Env:	This site has a known release of Benzo(a)pyrene in soil at levels exceeding the reportable quantity. This site has unlimited access. The nearest resident individual is less than 300 feet from the area affected by the release.
Status of Cleanup Activities:	Hazardous Site Response Act cleanup levels have been met for source materials and soil through institutional and engineering controls to eliminate or reduce present and future threats to human health and the environment. Cleanup activities are being condu
GA EPD Dir Determination Re Correction Action:	The Director has determined that this site requires corrective action.
Owner Name:	Atlanta Gas Light Company
Owner Address:	P.O. Box 4569
Owner City,St,Zip:	Atlanta, GA 30302
Last Known Property Owner NAME B:	Not reported
Last Known Property Owner ADDRESS B:	Not reported
Last Known Property Owner CITY B:	Not reported
Last Known Property Owner STATE B:	Not reported
Last Known Property Owner ZIP B:	Not reported
Last Known Property Owner NAME C:	Not reported
Last Known Property Owner ADDRESS C:	Not reported
Last Known Property Owner CITY C:	Not reported
Last Known Property Owner STATE C:	Not reported
Last Known Property Owner ZIP C:	Not reported
Last Known Property Owner NAME D:	Not reported
Last Known Property Owner ADDRESS D:	Not reported
Last Known Property Owner CITY D:	Not reported
Last Known Property Owner STATE D:	Not reported
Last Known Property Owner ZIP D:	Not reported
Latitude:	33 28 ' 04 " N
Longitude:	81 58 ' 11 " W

I48
South
1/2-1
0.855 mi.
4517 ft.

AUGUSTA GAS LIGHT (COAL GAS FACILITY) — **EDR MGP** — **1008408739**
805, 807 8TH STREET — **N/A**
AUGUSTA, GA 30901

Site 3 of 3 in cluster I

Relative:
Lower

Actual:
133 ft.

Manufactured Gas Plants:
Alternate Name:ATLANTA GAS LIGHT CO. No additional information available

---

49
South
1/2-1
0.858 mi.
4530 ft.

DANTIGNAL STREET SITE — **GA NON-HSI** — **S105707755**
916 DANTIGNAL STREET — **N/A**
AUGUSTA, GA 30901

Relative:
Lower

Actual:
139 ft.

NON HSI:

Latitude:	33.46388
Longitude:	81.975000
Ground Water Pathway Score:	6.50
On-Site Pathway Score:	19.80
Report Date:	08/02/2002
Additional Info:	Not reported
Contamination:	tetrachloroethene

50
North
1/2-1
0.882 mi.
4656 ft.

ONE HOUR CLEANERIZING FMR FORCE CLEANERS — **SC SHWS** — **S105621355**
417 GEORGIA AVE — **SC DRYCLEANERS** — **N/A**
NORTH AUGUSTA, SC 29841

Relative:
Higher

Actual:
214 ft.

SHWS:
EPA ID: SCDRY0056027

Drycleaners:

BLWM Number:	56027
Rank:	II
Priority Group Explanation:	II

51
SSE
1/2-1
0.944 mi.
4983 ft.

AUGUSTA GAS LIGHT (COAL GAS FACILITY) — **EDR MGP** — **1008408740**
TAYLOR AND KING STREETS — **N/A**
AUGUSTA, GA 30901

Relative:
Lower

Actual:
129 ft.

Manufactured Gas Plants:
Alternate Name:ATLANTA GAS LIGHT CO. No additional information available

J52
WSW
1/2-1
0.979 mi.
5171 ft.

BROWN/WALLACE PROPERTY
15TH ST. @ WALTON WAY
AUGUSTA, GA 30919

GA NON-HSI **S103439961**
N/A

Site 1 of 2 in cluster J

Relative:
Higher

Actual:
148 ft.

NON HSI:

Latitude:	33.4753
Longitude:	81.9879
Ground Water Pathway Score:	8.5
On-Site Pathway Score:	0
Report Date:	10/01/1998
Additional Info:	Not reported
Contamination:	Not reported

J53
WSW
1/2-1
0.989 mi.
5224 ft.

POWER CONTROL SYSTEMS OF GA, INC. PROPERTY
15TH STREET @ WALTON WAY
AUGUSTA, GA 30919

GA NON-HSI **S103439972**
N/A

Site 2 of 2 in cluster J

Relative:
Higher

Actual:
149 ft.

NON HSI:

Latitude:	33.4752
Longitude:	81.9876
Ground Water Pathway Score:	8.5
On-Site Pathway Score:	18.89
Report Date:	10/01/1998
Additional Info:	Not reported
Contamination:	Not reported

Latitude:	33.4756
Longitude:	81.9882
Ground Water Pathway Score:	8.5
On-Site Pathway Score:	0
Report Date:	10/01/1998
Additional Info:	Not reported
Contamination:	Not reported

54
North
1/2-1
0.995 mi.
5251 ft.

523 GEORGIA AVENUE
523 GEORGIA AVE
NORTH AUGUSTA, SC 29841

SC SHWS **S107030139**
N/A

Relative:
Higher

Actual:
220 ft.

SHWS:

EPA ID:	SCS123456927

Count: 7 records.

ORPHAN SUMMARY

City	EDR ID	Site Name	Site Address	Zip	Database(s)
AUGUSTA	S113245250	UNITED BROKERAGE CO., INC.	496 LANCY WALKER BLVD.	30901	GA SWF/LF
AUGUSTA	U003003204	ROADWAY EXPRESS INC	725 LANEY WALKER BLVD EXT	30901	GA LUST, GA UST, GA Financial Assurance
AUGUSTA	S107774891	RYDER TRANSPORTATION SERVICES #150	710 LANEY WALKER BLVD EXT	30901	GA LUST, GA TIER 2
AUGUSTA	U001483295	CLAUSSEN CONCRETE CO/MAIN PLANT	109 -111 LANEY WALKER BLVD EXT	30901	GA LUST, GA UST, GA Financial Assurance
AUGUSTA	1023962622	PCS AMMONIA RELEASE	733 LANEY WALKER BLVD EXTENSIO	30903	SEMS
AUGUSTA	S113245245	COUNTRY WAY, INC.	723 LANEY WALKER BLVD.	30903	GA SWF/LF
AUGUSTA	S107489399	FORMER GULF OIL GAS STATION	TELFAIR STREET	30901	GA LUST

EDR ZIP Code Scan Report

ZIP	EDR-ID	Facility ID	Name	Address	Map/Dir/Dist	City	State	Databases
** - Indicates location may or may not be in requested radius. Site has not been assigned a latitude/longitude coordinate. Further review recommended.								
29841	1014939313				**		SC	DOT OPS
29841	2010101438				**	NORTH AUGUSTA	SC	HMIRS
29841	2017006770				**	NORTH AUGUSTA	SC	HMIRS
29841	2009054229				**	NORTH AUGUSTA	SC	HMIRS
29841	1020026030		LEDSON		**	BEECH ISLAND	SC	EDR Historical Cleaners
29841	2014003889				**	AUGUSTA	GA	HMIRS
29841	1009642326				**	BEECH ISLAND	SC	DOT OPS
29841	2014008975				**	AUGUSTA	GA	HMIRS
29841	1022092890		GULF RFG AND MKTG CO		**	NORTH AUGUSTA	SC	EDR Historical Auto Stations
29841	1020401676		SHUFORD ELAM C JR	RT #1	**	NORTH AUGUSTA	SC	EDR Historical Auto Stations
29841	1020259344		SHUFORD ELAM C JR	RT #1 EDGEFIELD HWY	**	NORTH AUGUSTA	SC	EDR Historical Auto Stations
29841	1020689195		COUNTRY STORE THE	RT #1 MARTINTOWN RD	**	NORTH AUGUSTA	SC	EDR Historical Auto Stations
29841	1020626902		OCTANE OIL CO	ROUTE #2	**	NORTH AUGUSTA	SC	EDR Historical Auto Stations
29841	1021615427		OCTANE OIL CO	ROUTE #2	**	NORTH AUGUSTA	SC	EDR Historical Auto Stations
29841	1020690300		LYNNS FOOD STORE	HWY #25 BOX 56	**	BELVEDERE	SC	EDR Historical Auto Stations
29841	1020490292		BOARDMAN PETROLEUM INC	I-20 & W MARTINTOWN RD	**	NORTH AUGUSTA	SC	EDR Historical Auto Stations
29841	1022118467		SMILE GAS INC	I-20 & WEST MARTINTOWN RD	**	NORTH AUGUSTA	SC	EDR Historical Auto Stations
29841	1016185581	110002331076	TAYLOR TOYOTA	651 HWY 1		NORTH AUGUSTA	SC	FINDS
29841	1001125613	SCD057302770	TAYLOR TOYOTA	651 HWY 1		N AUGUSTA	SC	RCRA-NonGen
29841	1021320425		SHUFORD ELAM C JR	RT 1	**	NORTH AUGUSTA	SC	EDR Historical Auto Stations
29841	1003868491	SCD981024102	ALLEN, EARL CHEMICAL SITE	US 1, 1/2 MI NE OF SAVANNAH RV	**	NORTH AUGUSTA	SC	CERCLIS-NFRAP, PRP
29841	1010415792	SCD082231796	AIKEN COUNTY PUBLIC SERVICE	HWY 125	**	N AUGUSTA	SC	RCRA-NonGen
29841	1020170113		OCTANE OIL CO	RT 2	**	NORTH AUGUSTA	SC	EDR Historical Auto Stations
29841	1007830707	110019946941	M & S EGG FACTORY	RT 2 PO BOX 227	**	NORTH AUGUSTA	SC	FINDS
29841	1007834643	110019986345	EARLY BIRD EGG FARM	RT 2 PO BOX 232	**	NORTH AUGUSTA	SC	FINDS
29841	1007245299	110017171497	FORMER CHEVRON FOOD MART	I 20 & MARTINTOWN RD	**	N AUGUSTA	SC	FINDS
29841	U004017577	142	FORMER CHEVRON FOOD MART	I 20 & MARTINTOWN RD	**	N AUGUSTA	SC	LUST, UST
29841	1007260164	110017332466	FLOYD & BEASLEY TRANS CO INC	I 20 & US 25 FRONTAGE RD	**	N AUGUSTA	SC	FINDS
29841	1022158552		SPORTSMAN CORNER	HWY 230	**	NORTH AUGUSTA	SC	EDR Historical Auto Stations
29841	1020929084		LYNNS FOOD STORES INC	HWY 25	**	BELVEDERE	SC	EDR Historical Auto Stations
29841	1020867917		CECILS UNION SERVICE STATION	HWY 25	**	BELVEDERE	SC	EDR Historical Auto Stations
29841	1021316351		ONCO	HWY 25	**	NORTH AUGUSTA	SC	EDR Historical Auto Stations
29841	1007232862	110017041814	PANTRY 3256 DBA DEPOT	HWY 25 & I 20	**	N AUGUSTA	SC	FINDS
29841	1022045024		PLAZA ESSO SERVICENTER	HWY 25 & MARTINTOWN RD	**	NORTH AUGUSTA	SC	EDR Historical Auto Stations
29841	1020634203		PLAZA EXXON	HWY 25 & MARTINTOWN ROAD	**	NORTH AUGUSTA	SC	EDR Historical Auto Stations
29841	1007233583	110017049148	MILNER ETHANOL TERMINAL	HWY 25 & SWEETWATER CH RD	**	BELVEDERE	SC	FINDS
29841	1007232997	110017043206	SHOP & GAS 2	HWY 25 AT JOHNSON RD	**	BELVEDERE	SC	FINDS
29841	U004018109	173	INTERSTATE-N AUGUSTA	HWY 25 BY PASS	**	NORTH AUGUSTA	SC	LUST, UST
29841	1007239721	110017113103	INTERSTATE-N AUGUSTA	HWY 25 BY PASS	**	NORTH AUGUSTA	SC	FINDS
29841	1021768411		PURE ICE & WATER COMPANY	HWY 25 JOHNSON RD	**	BELVEDERE	SC	EDR Historical Auto Stations
29841	1022112308		PEEPLES SERVICE STATION	HWY 278	**	BEECH ISLAND	SC	EDR Historical Auto Stations
29841	1016240618	110007836734	HORSE CREEK WASTEWATER PLANT	US 278/SC 125 SOUTH OF US 1	**	NORTH AUGUSTA	SC	FINDS
29841	1004780590	SCD987584828	HORSE CREEK WASTEWATER PLANT	US 278/SC 125 SOUTH OF US 1	**	NORTH AUGUSTA	SC	RCRA-NonGen
29841	1014835564	110041032619	BP EXPLORATION & OIL (SWEETWATER)	HIGHWAY 36 - SWEETWATER JUNCTN		NORTH AUGUSTA	SC	FINDS
29841	1016121702	110001138714	KINDER MORGAN SOUTHEAST TERMINAL	HIGHWAY 36 AND SWEETWATER ROAD		BELVEDERE	SC	FINDS
29841	A100267670	672	PHILLIPS PIPELINE - SWEETWATER	HWY 36 & SWEETWATER ROAD		NORTH AUGUSTA	SC	AST
29841	U004018641	3130	BP OIL CO SWEETWATER TERMINAL	SR 36	**	N AUGUSTA	SC	LUST, UST
29841	1014834949	110041233484	KINDER MORGAN:NORTH AUGUSTA	HIGHWAY 36&SWEETWATER ROAD		NORTH AUGUSTA	SC	FINDS
29841	1005791375	110002185590	MOBILE HOME ESTATES	RT 4 PO BOX 32	**	NORTH AUGUSTA	SC	FINDS
29841	1004780552	SCD987582525	BP OIL-SITE #23776	RTE 4 BOX 436 & HIGHWAY 1	**	AIKEN	SC	RCRA-NonGen

EDR ZIP Code Scan Report

ZIP	EDR-ID	Facility ID	Name	Address	Map/Dir/Dist	City	State	Databases
29841	1021831665		CLEARWATER TRANSMISSIONS	HIGHWAY 421	**	NORTH AUGUSTA	SC	EDR Historical Auto Stations
29841	1007648421	110020063624	G L WILLIAMS/HIGHWAY 421 MINE	HWY 421	**	WARRENVILLE	SC	FINDS
29841	1005791261	110002187231	MAGNOLIA TRAILER PARK	RT 6 BOX 251		N AUGUSTA	SC	FINDS
29841	1021950954		HALLS PURE OIL SERVICE STATION	<	**	BELVEDERE	SC	EDR Historical Auto Stations
29841	1019957561		CLEANERS CO	<	**	NORTH AUGUSTA	SC	EDR Historical Cleaners
29841	1005791128	110002188891	BELVEDERE CAR WASH	ADAMS BROS 522 EDGEFIELD RD		BELVEDERE	SC	FINDS
29841	1008009126	110002178312	ASHLEY MOTOR MOTEL	960 AIKEN AUGUSTA HWY	**	NORTH AUGUSTA	SC	FINDS
29841	1020926176		AMBER TRUCK STOP	AIKEN-AUGUSTA HWY 1	**	NORTH AUGUSTA	SC	EDR Historical Auto Stations
29841	1018811838		LAMBACK CLEANING	10 ARCADIA CT		NORTH AUGUSTA	SC	EDR Historical Cleaners
29841	1000278528	110002199460	BUILDERS TRANSPORT INCORPORATED	1915 ASCAUGA LAKE ROAD		NORTH AUGUSTA	SC	RCRA-NonGen, FINDS
29841	1007837693	110020016846	B&H LAND COMPANY LLC	1916 ASCAUGA LAKE RD		NORTH AUGUSTA	SC	FINDS
29841	1020518470		BLACKWELLS AUTOMOTIVE	1016 ATOMIC RD		NORTH AUGUSTA	SC	EDR Historical Auto Stations
29841	1014473368	SCR000772715	XPO LOGISTICS FREIGHT INC - NAG	1025 ATOMIC RD		NORTH AUGUSTA	SC	RCRA-CESQG
29841	1014835071	110043556041	XPO LOGISTICS FREIGHT INC - NAG	1025 ATOMIC RD		NORTH AUGUSTA	SC	FINDS
29841	2009057339		1025 ATOMIC RD.	1025 ATOMIC RD.		NORTH AUGUSTA	SC	HMIRS
29841	2009053759		1025 ATOMIC ROAD	1025 ATOMIC ROAD		NORTH AUGUSTA	SC	HMIRS
29841	1021745198		BLIMPIE SUBS	10307 ATOMIC RD	**	NORTH AUGUSTA	SC	EDR Historical Auto Stations
29841	1004595251	110011848778	NORTHSIDE CHRISTIAN SCHOOL	1032 ATOMIC ROAD		NORTH AUGUSTA	SC	FINDS
29841	U004018510	241	XPO LOGISTICS FREIGHT INC NAG	11026 ATOMIC RD	**	NORTH AUGUSTA	SC	LUST
29841	1016144993	SCR000776799	CON WAY FREIGHT NAG	11026 ATOMIC RD	**	NORTH AUGUSTA	SC	RCRA-NonGen
29841	1007728995	110018858930	CMC NORTH AUGUSTA	1119 ATOMIC RD		NORTH AUGUSTA	SC	FINDS
29841	1016185280	110002258011	BOWMAN TRANSPORTATION CO INCORP	1137 ATOMIC RD		NORTH AUGUSTA	SC	FINDS
29841	1000295195	SCD981758980	BOWMAN TRANSPORTATION CO INC	1137 ATOMIC RD	**	N AUGUSTA	SC	RCRA-NonGen
29841	1016185279	110002257977	AUGUSTA AIR BRAKE & RAILCAR PARTS	1294 ATOMIC ROAD		NORTH AUGUSTA	SC	FINDS
29841	1000575984	SCD987584562	AUGUSTA AIR BRAKE	1294 ATOMIC ROAD	**	N AUGUSTA	SC	RCRA-CESQG
29841	1007235318	110017067332	COOPERHEAT-MQS INC	1398 ATOMIC RD		NORTH AUGUSTA	SC	FINDS
29841	1007238773	110017103267	BEECH ISLAND SECTION SHED	1956 ATOMIC RD		NORTH AUGUSTA	SC	FINDS
29841	1007240370	110017120006	LIBERTY TECHNOLOGIES INC	1980 ATOMIC RD		NORTH AUGUSTA	SC	FINDS
29841	1021899337		HERNONS CHEVRON	525 ATOMIC RD		BEECH ISLAND	SC	EDR Historical Auto Stations
29841	1007226849	110016979894	GAS PLUS 7	525 ATOMIC RD		N AUGUSTA	SC	FINDS
29841	1021279198		CIRCLE K STORES INC	601 ATOMIC RD		NORTH AUGUSTA	SC	EDR Historical Auto Stations
29841	1021442687		CONOCOPHILLIPS COMPANY	602 ATOMIC RD		NORTH AUGUSTA	SC	EDR Historical Auto Stations
29841	1008009121	110002178250	CAROLINA SPRINGS PARK	618 ATOMIC RD		NORTH AUGUSTA	SC	FINDS
29841	1016185278	110002257922	GROOMES PAINT & BODY SHOP	701 ATOMIC RD		NORTH AUGUSTA	SC	FINDS
29841	1000449220	SCD987572526	GROOMES PAINT & BODY SHOP	701 ATOMIC ROAD		N. AUGUSTA	SC	RCRA-NonGen
29841	1016185275	110002257762	RAYMONDS PAINT & BODY	915 ATOMIC RD		NORTH AUGUSTA	SC	FINDS
29841	1000449224	SCD987573896	RAYMONDS PAINT & BODY	915 ATOMIC ROAD		N. AUGUSTA	SC	RCRA-CESQG
29841	1000156170	SCD982126104	COWART CABINETS INC	917 ATOMIC RD		N AUGUSTA	SC	RCRA-CESQG
29841	1016185282	110002258066	COWART CABINETS INCORPORATED	917 ATOMIC RD		NORTH AUGUSTA	SC	FINDS
29841	1012093487	110038793589	SCE&G NORTH AUGUSTA-CLOSED	ATOMIC RD (US RTE 278)		NORTH AUGUSTA	SC	FINDS
29841	1016185010	110002199371	AIKEN AUGUSTA AUTO BODY	5183 AUGUSTA RD N	**	NORTH AUGUSTA	SC	FINDS
29841	1001405311	SCD987574639	AIKEN AUGUSTA AUTO BODY	5183 AUGUSTA ROAD NORTH		N. AUGUSTA	SC	RCRA-NonGen
29841	1022155026		AMBER TRUCK STOP	AUGUSTA HWY U S #1	**	NORTH AUGUSTA	SC	EDR Historical Auto Stations
29841	1020145006		AMBER TRUCK STOP	AUGUSTA HWY U S 1	**	NORTH AUGUSTA	SC	EDR Historical Auto Stations
29841	1018414819		SILVERSTEINS CLEANERS & LDRERS	N AUGUSTA PLZ	**	NORTH AUGUSTA	SC	EDR Historical Cleaners
29841	1004780165	SCD981752538	SILVERSTEINS CLEANERS	NORTH AUGUSTA PLAZA	**	NORTH AUGUSTA	SC	RCRA-CESQG
29841	1016240427	110007833041	SILVERSTEINS CLEANERS	NORTH AUGUSTA PLAZA	**	NORTH AUGUSTA	SC	FINDS
29841	1022015152		MUNFORD INC	501 WEST AV		NORTH AUGUSTA	SC	EDR Historical Auto Stations
29841	1007257668	110017306440	NORTH AUGUSTA URGENT CARE & FAMIL	1201 WEST AVE N		NORTH AUGUSTA	SC	FINDS
29841	1007256777	110017297138	JOHN BUTLER DMD	1219 WEST AVE		NORTH AUGUSTA	SC	FINDS
29841	1010162152	110030467135	CAROLINA TERRACE APARTMENTS	1251 WEST AVE APT# A2		NORTH AUGUSTA	SC	FINDS
29841	1007257754	110017307332	FAMILY PHYSICIANS OF NORTH AUGUST,	309 WEST AVE		NORTH AUGUSTA	SC	FINDS
29841	1007240009	110017116128	RON E BRYANT DDS	504 WEST AVE		NORTH AUGUSTA	SC	FINDS
29841	1005854813	110008562368	BEECHWOOD SD	BEECH ISL RURAL COMM WTR DIST	**	BEECH ISLAND	SC	FINDS
29841	1007846109	110020149828	WERTS EQUIP/BEECH ISLAND MINE	BEECH ISLAND AVE	**	BEECH ISLAND	SC	FINDS
29841	1000156559	SCD003303120	CLEARWATER FINISHING INC	16 BELVEDERE ROAD		NORTH AUGUSTA	SC	VCP, CERCLIS, RCRA-CESQG, PRP
29841	1018458355		BELVEDERE 50 MINUTE CLEANERS	502 BELVEDERE CLEARWATER		NORTH AUGUSTA	SC	EDR Historical Cleaners
29841	1012218662	110040508322	MCCARTHY IMPROVEMENT COMPANY	699 BELVEDERE CLEARWATER RD		NORTH AUGUSTA	SC	FINDS
29841	1007087147	110015666796	TOTH TRUCKING	466 BLANCHARD RD		NORTH AUGUSTA	SC	FINDS

EDR ZIP Code Scan Report

ZIP	EDR-ID	Facility ID	Name	Address	Map/Dir/Dist	City	State	Databases
29841	1006931486	SCR000764894	TOTH TRUCKING	466 BLANCHARD RD		NORTH AUGUSTA	SC	RCRA-NonGen
29841	1020658481		NELSONS GULF	1844 BOLIN RD		NORTH AUGUSTA	SC	EDR Historical Auto Stations
29841	1004779818	110002199503	GOLD MASTERS	245 BORDER DR		BELVEDERE	SC	RCRA-NonGen, FINDS
29841	1007224404	110016954562	GURLEY S SUNSHINE CENTER	PO BOX 213	**	BEECH ISLAND	SC	FINDS
29841	1007237094	110017085759	NORTH AUGUSTA INTERIM FACILITY	PO BOX 6177	**	NORTH AUGUSTA	SC	FINDS
29841	1007228129	110016992968	OVERNITE TRANSPORT	PO BOX 6220	**	NORTH AUGUSTA	SC	FINDS
29841	1007224225	110016952617	AMOCO OIL - NORTH AUGUSTA TERMINA	PO BOX 6397	**	NORTH AUGUSTA	SC	FINDS
29841	1007237191	110017086801	NORTH AUGUSTA BELVEDERE TERRACE	PO BOX 6400	**	NORTH AUGUSTA	SC	FINDS
29841	1007233143	110017044679	PINECREST SD STORM BR SWR	PO BOX 6400	**	NORTH AUGUSTA	SC	FINDS
29841	1007835598	110019995889	NORTH AUGUSTA WATER TREATMENT	PO BOX 6400	**	N AUGUSTA	SC	FINDS
29841	1007224403	110016954553	GULF OIL/NORTH AUGUSTA	PO BOX 6427	**	N. AUGUSTA	SC	FINDS
29841	1005791561	110002182441	INTERSTATE MOBILE TRUCK & TIRE	PO BOX 7947		N AUGUSTA	SC	FINDS
29841	1007152498	110016673223	ALLTEL	555 BRADLET DRIVE		N. AUGUSTA	SC	ICIS, FINDS
29841	1007836116	110020001068	NORTH AUGUSTA CITY OF PUBLIC WORK	400 BUENA VISTA AVE E		N AUGUSTA	SC	FINDS
29841	1008233592	110020978913	NORTH AUGUSTA POLICE DEPT	400 E BUENA VISTA AVE		NORTH AUGUSTA	SC	FINDS
29841	U000477364	13087	CLEAN HARBORS ENVIRONMENTAL SER	400 E BUENA VISTA AVE		N AUGUSTA	SC	LUST, UST
29841	1020342352		NORTH AUGUSTA PURE STATION	628 E BUENA VISTA		NORTH AUGUSTA	SC	EDR Historical Auto Stations
29841	1014623758			632 E BUENA VISTA AVE		NORTH AUGUSTA	SC	PCB TRANSFORMER
29841	1020044288		MOORES CLEANERS	659 E BUENA VISTA		NORTH AUGUSTA	SC	EDR Historical Cleaners
29841	1018891802		MOORES CLEANERS	695 E BUENA VISTA AVE		NORTH AUGUSTA	SC	EDR Historical Cleaners
29841	1020344937		WEEKS OIL CO	819 E BUENA VISTA		NORTH AUGUSTA	SC	EDR Historical Auto Stations
29841	1020260458		MORRIS GROCERY	825 E BUENA VISTA AVE		NORTH AUGUSTA	SC	EDR Historical Auto Stations
29841	1007230025	110017012515	FOUR SEASONS FOOD & FUEL 111	211 CAREY DR		BEECH ISLAND	SC	FINDS
29841	1021433136		STAR ENTERPRISES	211 CAREY DR	**	NORTH AUGUSTA	SC	EDR Historical Auto Stations
29841	1020653770		LYNNS FOOD STORES INC	211 CAREY DRIVE	**	BELVEDERE	SC	EDR Historical Auto Stations
29841	1008009128	110002178330	BODIES MHP	454 CAROLINA SPRING RD		NORTH AUGUSTA	SC	FINDS
29841	U004018159	176	MANIS MART	211 CARY DR		BEECH ISLAND	SC	LUST
29841	1021313437		HOWARDS AUTO SVC	505 CASA LINDA DR	**	NORTH AUGUSTA	SC	EDR Historical Auto Stations
29841	S116230192			217 CIRCLE VIEW ST NORTH		AUGUSTA	SC	
29841	S116230342			61 CLAY PIT RD		NORTH AUGUSTA	SC	
29841	1005532498	110010954538	CITY OF NORTH AUGUSTA/CLAY PIT	67 CLAY PIT RD		NORTH AUGUSTA	SC	ICIS, FINDS
29841	S117884512			101 CLAYPIT RD	**	NORTH AUGUSTA	SC	
29841	1021833415		PRINCE AMERICAN SERVICE STN	501 CLEARWATER	**	BELVEDERE	SC	EDR Historical Auto Stations
29841	1021831650		PRINCE AMERICAN SERVICE STN	501 CLEARWATER RD	**	BELVEDERE	SC	EDR Historical Auto Stations
29841	1021760693		BELVEDERE ATLANTIC SERVICE STN	501 CLEARWATER RD	**	BELVEDERE	SC	EDR Historical Auto Stations
29841	1021181617		PRINCES AMOCO	501 CLEARWATER RD	**	NORTH AUGUSTA	SC	EDR Historical Auto Stations
29841	1019988031		FIFTY MINUTE CLEANERS	502 CLEARWATER RD	**	BELVEDERE	SC	EDR Historical Cleaners
29841	1019988030		FIFTY MINUTE CLEANERS INC	502 CLEARWATER RD	**	BELVEDERE	SC	EDR Historical Cleaners
29841	1018468614		BELVEDERE 50 MINUTE CLEANERS	502 CLEARWATER RD	**	NORTH AUGUSTA	SC	EDR Historical Cleaners
29841	S105621437		BELVEDERE CLEANERS	502 CLEARWATER RD		BELVEDERE	SC	DRYCLEANERS, SHWS
29841	1019988032		FIFTY MINUTE CLEANERS	502 CLEARWATER ROAD	**	BELVEDERE	SC	EDR Historical Cleaners
29841	1018721671		BELVEDERE 50 MINUTE CLEANERS	502 CLEARWATER ROAD	**	NORTH AUGUSTA	SC	EDR Historical Cleaners
29841	1019937540		BELVEDERE CLEANERS	521 CLEARWATER RD	**	BELVEDERE	SC	EDR Historical Cleaners
29841	1018686179		ROBERTS CLEANERS	521 CLEARWATER RD	**	BELVEDERE	SC	EDR Historical Cleaners
29841	1007243654	110017154318	CHANG WON YI	527 CLEARWATER RD	**	NORTH AUGUSTA	SC	FINDS
29841	1007242524	110017142509	TRENTON LAKE OWNERS ASSOC	1818 COURTNEY DR		NORTH AUGUSTA	SC	FINDS
29841	1020866396		LYNNHURST BAIT & TACKLE	120 CRESTVIEW DR		NORTH AUGUSTA	SC	EDR Historical Auto Stations
29841	S113669025			100 CUMBERLAND DRIVE NORTH		AUGUSTA	SC	
29841	1021469582		RACO OF SOUTH CAROLINA INC	1918 CURTIS DRIVE		NORTH AUGUSTA	SC	EDR Historical Auto Stations
29841	S117667514		BEECH ISLAND DRUM SITE	302 DICKS DR	**	NORTH AUGUSTA	SC	SHWS
29841	2013049276			1100 DITTEMAN CT.	**	NORTH AUGUSTA	SC	ERNS
29841	2018205874			100 DITTMAN CT	**	BEECH ISLAND	SC	ERNS
29841	1016123748	110017203042	UCB CHEMICALS CORPORATION BIOPRO	1024 DITTMAN COURT		N AUGUSTA	SC	FINDS
29841	96348953			1100 DITTMAN CORP	**	NORTH AGUSTA	SC	ERNS
29841	1007280344		HALOCARBON PRODUCTS INC.	1100 DITTMAN COURT		N. AUGUSTA	GA	FTTS
29841	1007280343		HALOCARBON PRODUCTS INC.	1100 DITTMAN COURT		N AUGUSTA	GA	FTTS
29841	1016949618		HALOCARBON PRODUCTS CORPORATIO	1100 DITTMAN COURT	**	NORTH AUGUSTA	SC	TSCA
29841	1014199235		HALOCARBON PRODUCTS	1100 DITTMAN COURT	**	NORTH AUGUSTA	SC	TSCA

EDR ZIP Code Scan Report

ZIP	EDR-ID	Facility ID	Name	Address	Map/Dir/Dist	City	State	Databases
29841	92140936			1100 DITTMAN CT	**	N. AUGUSTA	SC	ERNS
29841	94248960			1100 DITTMAN CT	**	NORTH AUGUSTA	SC	ERNS
29841	S110824226		HALOCARBON	1100 DITTMAN CT		NORTH AUGUSTA	SC	VCP, AIRS, SHWS
29841	1000327779	29841HLCRBNO	HALOCARBON PRODUCTS CORP	1100 DITTMAN CT		NORTH AUGUSTA	SC	TRIS
29841	1005929042		HALOCARBON PROD CORP	1100 DITTMAN CT		NORTH AUGUSTA	SC	TSCA
29841	1005929043		HALOCARBON PROD CORP	120 DITTMAN CT	**	NORTH AUGUSTA	SC	TSCA
29841	1004593093	110007025263	ITHACA INDUSTRIES-CLOSED	DITTMAN CRT (S2-1753)		NORTH AUGUSTA	SC	FINDS
29841	1021708040		CONOCOPHILLIPS COMPANY	I-20 E MARTINTOWN RD	**	NORTH AUGUSTA	SC	EDR Historical Auto Stations
29841	1020546372		SMILE GAS NO 5 INC	100 EDGEFIELD RD		NORTH AUGUSTA	SC	EDR Historical Auto Stations
29841	1016017324	110045990335	CVS PHARMACY 5575	101 EDGEFIELD RD		NORTH AUGUSTA	SC	FINDS
29841	1007232624	110017039300	PUMP N SHOP	1014 EDGEFIELD RD		NORTH AUGUSTA	SC	FINDS
29841	U004018496	232	SOUTHEASTERN FREIGHT LINES	1040 EDGEFIELD RD		NORTH AUGUSTA	SC	LUST, UST
29841	1004780180	110002257520	SOUTHEASTERN FREIGHT LINES	1040 EDGEFIELD ROAD		NORTH AUGUSTA	SC	RCRA-CESQG, FINDS
29841	1021030521		CIRCLE K STORES INC	107 EDGEFIELD RD		NORTH AUGUSTA	SC	EDR Historical Auto Stations
29841	1007240806	110017124583	MCELMURRAY W H	1075 EDGEFIELD RD		NORTH AUGUSTA	SC	FINDS
29841	S118177464		S&S TRUCK STOP	1175 EDGEFIELD RD		NORTH AUGUSTA	SC	NPDES
29841	1000169275	SCD981759152	DUTCH BOY LINES INC	1182 EDGEFIELD RD		NO AUGUSTA	SC	RCRA-NonGen
29841	U002323391	15852	DUTCHBOY MOTOR COACH	1182 EDGEFIELD RD		NORTH AUGUSTA	SC	LUST, UST
29841	U003632089	10549	EAGLE TRANSPORT CORPORATION	1448 EDGEFIELD RD		N AUGUSTA	SC	LUST, UST
29841	1005790422	110002234172	PIONEER CLEARING	1514 EDGEFIELD RD		NORTH AUGUSTA	SC	FINDS
29841	1007233532	110017048620	J&L COUNTRY MARKET	1625 EDGEFIELD RD HWY 25		NORTH AUGUSTA	SC	FINDS
29841	1000184854	SCD987567112	SUNDANCE CLEANERS	217-A EDGEFIELD RD		NORTH AUGUSTA	SC	RCRA-NonGen
29841	S105621337		FMR CARLYN SERVICES	217-A EDGEFIELD RD		NORTH AUGUSTA	SC	DRYCLEANERS, SHWS
29841	1020461720		CECILS UNION SERVICE STATION	228 EDGEFIELD RD		BELVEDERE	SC	EDR Historical Auto Stations
29841	1007256924	110017298609	ROBERT L GORDON DMD	236 EDGEFIELD RD		NORTH AUGUSTA	SC	FINDS
29841	1007257603	110017305771	NORTH AUGUSTA FAMILY DENTISTRY	236 EDGEFIELD RD		NORTH AUGUSTA	SC	FINDS
29841	1007226089	110016972169	DEGRAAF CHIROPRACTIC CLINIC-EDGEF	244 EDGEFIELD RD		NORTH AUGUSTA	SC	FINDS
29841	1007259809	110017328845	QUALITY PLANNING	248 EDGEFIELD RD		NORTH AUGUSTA	SC	FINDS
29841	1020919148		BELVEDERE EXXON	328 EDGEFIELD RD		BELVEDERE	SC	EDR Historical Auto Stations
29841	1020227287		YOUNGS ESSO SERVICE	330 EDGEFIELD RD		BELVEDERE	SC	EDR Historical Auto Stations
29841	1020806419		BELVEDERE MOBILE SERVICE CTR	340 EDGEFIELD RD		BELVEDERE	SC	EDR Historical Auto Stations
29841	1020202055		BILLYS	346 EDGEFIELD RD		BELVEDERE	SC	EDR Historical Auto Stations
29841	1020864915		REI INC	349 EDGEFIELD RD		NORTH AUGUSTA	SC	EDR Historical Auto Stations
29841	1004780416	110004940949	DEPOT	349 EDGEFIELD ROAD		BELVEDERE	SC	RCRA-NonGen, FINDS
29841	1014623684			402 EDGEFIELD RD		NORTH AUGUSTA	SC	PCB TRANSFORMER
29841	1014623673			421 EDGEFIELD RD		NORTH AUGUSTA	SC	PCB TRANSFORMER
29841	1022057803		STROM M E	427 EDGEFIELD RD		BELVEDERE	SC	EDR Historical Auto Stations
29841	S118176717		BELVEDERE CAR WASH	522 EDGEFIELD RD		BELVEDERE	SC	NPDES
29841	1007833727	110019977168	RAIFORD CHILDRESS LP	528 EDGEFIELD RD		BELVEDERE	SC	FINDS
29841	1020457635		LYNNS FOOD STORES INC	554 EDGEFIELD ROAD		BELVEDERE	SC	EDR Historical Auto Stations
29841	1007245300	110017171503	FOUR SEASONS FOOD & FUEL STORE 10	600 EDGEFIELD RD		BELVEDERE	SC	FINDS
29841	U004017520	139	SUPER FOODS	600 EDGEFIELD RD		BELVEDERE	SC	LUST, UST
29841	1016118782	110002257888	MANLY AUTO COLLISION INCORPORATEI	601 EDGEFIELD RD		BELVEDERE	SC	FINDS
29841	1004780272	SCD982126617	MANLY AUTO COLLISION INC	601 EDGEFIELD ROAD		BELVEDERE	SC	RCRA-CESQG
29841	1022243172		CHAMPION SERVICE STATION	605 EDGEFIELD RD		NORTH AUGUSTA	SC	EDR Historical Auto Stations
29841	1021440375		SUNLIGHT FOODS	616 EDGEFIELD RD		BELVEDERE	SC	EDR Historical Auto Stations
29841	1020394687		KAYO OIL CO	847 EDGEFIELD RD		BELVEDERE	SC	EDR Historical Auto Stations
29841	U004019196	63	H O W TRUCKING INC	847 EDGEFIELD RD		BELVEDERE	SC	LUST, UST
29841	1007235519	110017069429	BUILDERS FIRSTSOURCE	871 EDGEFIELD RD		NORTH AUGUSTA	SC	FINDS
29841	1021319208		INTERSTATE TRUCK STOPS INC	880 EDGEFIELD ROAD		BELVEDERE	SC	EDR Historical Auto Stations
29841	1021510466		SHELL TRUCK STOP	888 EDGEFIELD RD		BELVEDERE	SC	EDR Historical Auto Stations
29841	1021902442		SHELL TRUCK STOP	888 EDGEFIELD RD HWY #25	**	BELVEDERE	SC	EDR Historical Auto Stations
29841	1021586001		SHELL TRUCK STOP	888 EDGEFIELD RD HWY #25	**	BELVEDERE	SC	EDR Historical Auto Stations

EDR ZIP Code Scan Report

ZIP	EDR-ID	Facility ID	Name	Address	Map/Dir/Dist	City	State	Databases
29841	1021672554		COUNTRY CONVENIENCE INC	901 EDGEFIELD RD		NORTH AUGUSTA	SC	EDR Historical Auto Stations
29841	1020460269		COUNTRY CONVENIENCE INC	903 EDGEFIELD ROAD		NORTH AUGUSTA	SC	EDR Historical Auto Stations
29841	1016119403	110002257735	DEPOT FOOD STORE 118	937 EDGEFIELD RD		NORTH AUGUSTA	SC	FINDS
29841	1020489220		REI INC	937 EDGEFIELD RD		NORTH AUGUSTA	SC	EDR Historical Auto Stations
29841	U003665513	11407	CIRCLE K 2723256	937 EDGEFIELD RD		N AUGUSTA	SC	LUST, UST
29841	1004780426	SCD987574480	DEPOT	937 EDGEFIELD ROAD		N AUGUSTA	SC	RCRA-NonGen
29841	U004017124	113	SPEEDWAY LLC	938 EDGEFIELD RD		NORTH AUGUSTA	SC	LUST, UST
29841	1021029140		SPEEDWAY SUPERAMERICA LLC	938 EDGEFIELD RD		NORTH AUGUSTA	SC	EDR Historical Auto Stations
29841	1021671022		ADDIE BILLIE Z	EDGEFIELD HWY	**	NORTH AUGUSTA	SC	EDR Historical Auto Stations
29841	1021904882		HALLS PURE OIL SERVICE STATION	EDGEFIELD RD	**	BELVEDERE	SC	EDR Historical Auto Stations
29841	1020831382		HALLS PURE OIL SERVICE STATION	EDGEFIELD RD	**	BELVEDERE	SC	EDR Historical Auto Stations
29841	U004124162		PINE REST CAMP & FILLING STATION	EDGEFIELD RD & ASCAUGA LAKN AUGUS			SC	LUST, UST
29841	1021091352		BILLYS GULF SERVICE	346 EDGEFIRLD RD	**	BELVEDERE	SC	EDR Historical Auto Stations
29841	1000174287	110002199497	DRYCLEAN EXPRESS	101 EDGEWOOD DR		NORTH AUGUSTA	SC	RCRA-NonGen, FINDS
29841	1019917338		4U DRY CLEANERS	101 EDGEWOOD DR STE 21		BEECH ISLAND	SC	EDR Historical Cleaners
29841	1005418376	110012260702	WALMART STORE 1270	179 EDGEWOOD DR		NORTH AUGUSTA	SC	RCRA-NonGen, FINDS
29841	1008009614	110002229892	CELLUS MOBILE HOME PARK	438 FIVE N RD@I 20	**	N AUGUSTA	SC	FINDS
29841	1008009094	110002177965	WALDEN MOBILE HOME PARK	438 FIVE NOTCH RD @I 20		N AUGUSTA	SC	FINDS
29841	1007233578	110017049086	AMOCO OIL CO	FIVE NOTCH RD & ST RD 34	**	N AUGUSTA	SC	FINDS
29841	S118176169		AMOCO OIL/NORTH AUGUSTA TERM	FIVE NOTCH RD & ST RD 34	**	NORTH AUGUSTA	SC	NPDES
29841	1007242523	110017142493	LAKE HUNTINGTON INC	13 FLINTLOCK DR		N AUGUSTA	SC	FINDS
29841	2006786492			408 WEST FOREST AVE.		NORTH AUGUSTA	SC	ERNS
29841	2001579181			112 EAST FORREST AVE		NORTH AUGUSTA	SC	ERNS
29841	96346572			180 FREELAND DR	**	NORTH AGUSTA	SC	ERNS
29841	U004018500	235	OVERNITE TRANSPORTATION CO	FRONTAL RD US 25 & I-20	**	BELVEDERE	SC	LUST, UST
29841	1007244505	110017163200	OVERNITE TRANSPORTATION CO	FRONTAL RD US 25 & I-20	**	BELVEDERE	SC	FINDS
29841	1020287843		LYNNS TEXACO	226 GEORGAI AVE		NORTH AUGUSTA	SC	EDR Historical Auto Stations
29841	1007828496	110019924821	HAMMOND S FERRY COMPANY LLC	100 GEORGIA AVE		N AUGUSTA	SC	FINDS
29841	1014623777			1305 GEORGIA AVE		NORTH AUGUSTA	SC	PCB TRANSFORMER
29841	1007256297	110017292222	WBBQ	1305 GEORGIA AVE		N AUGUSTA	SC	FINDS
29841	1021803395		GREENWAY GROCERY	1601 GEORGIA AVE		NORTH AUGUSTA	SC	EDR Historical Auto Stations
29841	1007259262	110017323163	CARTER ORTHODONTICS	1743-A GEORGIA AVE		NORTH AUGUSTA	SC	FINDS
29841	1007257665	110017306413	NORTH AUGUSTA ANIMAL HOSPITAL	1801 GEORGIA AVE		NORTH AUGUSTA	SC	FINDS
29841	1020710863		MORINS AUTOMOTIVE	1806 GEORGIA AVE		NORTH AUGUSTA	SC	EDR Historical Auto Stations
29841	1018508460		CAROLINA PER MAE KLEN DRY CLRS	1826 GEORGIA AVENUE		NORTH AUGUSTA	SC	EDR Historical Cleaners
29841	1020258201		BODIE SAM & SON	1841-49 GEORGIA AVE		NORTH AUGUSTA	SC	EDR Historical Auto Stations
29841	1021022723		BYRD OIL CO*	1849 GEORGIA		NORTH AUGUSTA	SC	EDR Historical Auto Stations
29841	1007242173	110017138863	BP SERVICE STATION 48786	1849 GEORGIA AVE		NORTH AUGUSTA	SC	FINDS
29841	1004780548	SCD987582483	BP OIL-SITE #48786	1849 GEORGIA AVENUE & HWY 25		N AUGUSTA	SC	RCRA-NonGen
29841	U004018300	185	CARPENTER EXXON	326 GEORGIA AVE		NORTH AUGUSTA	SC	LUST, UST
29841	1020457527		TEMPLETON ESSO SERVICE CENTER	326 GEORGIA AVE		NORTH AUGUSTA	SC	EDR Historical Auto Stations
29841	1007230027	110017012533	CARPENTER EXXON	326 GEORGIA AVE		NORTH AUGUSTA	SC	FINDS
29841	1020113248		VANWOOD CLEANERS	332-334 GEORGIA AVE		NORTH AUGUSTA	SC	EDR Historical Cleaners
29841	1018582216		VANWOOD CLEANERS	334 GEORGIA AVE		NORTH AUGUSTA	SC	EDR Historical Cleaners
29841	1021614484		NORTH AUGUSTA GARAGE	336 GEORGIA AVE		NORTH AUGUSTA	SC	EDR Historical Auto Stations
29841	1020864954		KENRICK GAS PLUS	403 GEORGIA AVE		BEECH ISLAND	SC	EDR Historical Auto Stations
29841	1004780414	110007835931	R & H MAXXON DEPOT FOOD STORE 120	403 GEORGIA AVENUE		N. AUGUSTA	SC	RCRA-CESQG, FINDS
29841	1020955645		RAIFORD JOHN CO	411 GEORGIA AVE		NORTH AUGUSTA	SC	EDR Historical Auto Stations
29841	1007243781	110017155629	KENRICKS CONVENIENCE INC	411 GEORGIA AVE		N AUGUSTA	SC	FINDS
29841	1018756175		FORCE CLEANERS INC	417 GEORGIA AVE		NORTH AUGUSTA	SC	EDR Historical Cleaners
29841	S105621355		ONE HOUR CLEANERIZING FMR FORCE C	417 GEORGIA AVE	50, NNE, 1/2 - 1	NORTH AUGUSTA	SC	DRYCLEANERS, SHWS
29841	1020318999		COOPERS 66 SERVICE STATION	502 GEORGIA AVE		NORTH AUGUSTA	SC	EDR Historical Auto Stations
29841	1007228358	110016995420	BRANTLEY CHIROPRACTIC	503 GEORGIA AVE		NORTH AUGUSTA	SC	FINDS

EDR ZIP Code Scan Report

ZIP	EDR-ID	Facility ID	Name	Address	Map/Dir/Dist	City	State	Databases
29841	S107030139		523 GEORGIA AVENUE	523 GEORGIA AVE	54, NNE, 1/2 - 1	NORTH AUGUSTA	SC	SHWS
29841	1020008206		IDEAL CLEANERS AND LAUNDRY	523 GEORGIA AVE		NORTH AUGUSTA	SC	EDR Historical Cleaners
29841	1021952967		RACO OF SC PARTNERSHIP	524 GEORGIA AVE		NORTH AUGUSTA	SC	EDR Historical Auto Stations
29841	1010160986	110030468296	LACEY REALTY	527 GEORGIA AVE		NORTH AUGUSTA	SC	FINDS
29841	1007834678	110019986684	LACEY DEVELOPMENT CO	527 GEORGIA AVE		NORTH AUGUSTA	SC	FINDS
29841	1007830585	110019945737	LACEY CONSTRUCTION	527 GEORGIA AVE		N AUGUSTA	SC	FINDS
29841	1020004558		HIGHTOWERS NORTH AUGUSTA CLRS	611 GEORGIA AVE		NORTH AUGUSTA	SC	EDR Historical Cleaners
29841	1007241071	110017127358	THE IMAGING CENTER NORTH AUGUSTA	625 GEORGIA AVE		NORTH AUGUSTA	SC	FINDS
29841	1020826341		TURNERS ARCO SERVICE STATION	638 GEORGIA AVE		NORTH AUGUSTA	SC	EDR Historical Auto Stations
29841	1014628268			GRANITE PLANT, 148 MARSHALL ST.	**	GRANITEVILLE	SC	PCB TRANSFORMER
29841	1022125890		LYNNS FOOD STORES INC	GREEN ROAD	**	BEECH ISLAND	SC	EDR Historical Auto Stations
29841	1014623869			GREGG SPRING YARD, 168 MARSHALL ST	**	GRANITEVILLE	SC	PCB TRANSFORMER
29841	1007232443	110017037473	NORTH AUGUSTA COUNTRY CLUB	2001 GREGORY LAKE RD		N AUGUSTA	SC	FINDS
29841	1014629609			2001 GREGORY LAKE RD		NORTH AUGUSTA	SC	PCB TRANSFORMER
29841	1005816779	110006359029	BEECH ISLAND SAND & GRAVEL INCORP(	1022 GUM SWAMP ROAD	**	BEECH ISLAND	SC	FINDS
29841	1007115500	SCD980842769	TTX COMPANY SRD NORTH AUGUSTA	1 HAMBURG RD		NORTH AUGUSTA	SC	AIRS, RCRAInfo-SQG
29841	1000254260		TTX COMPANY/SRD NORTH AUGUSTA	1 HAMBURG RD		NORTH AUGUSTA	SC	
29841	1005790148	110002238720	HAMBURG INDUSTRIES INC	HAMBURG IND # 1 HAMBURG RD		NORTH AUGUSTA	SC	FINDS
29841	1011832944		NORTH AUGUSTA WATER TREATMENT PI	130 HAMMOND'S FERRY ROAD		NORTH AUGUSTA	SC	RMP
29841	1007214656	110002229801	NORTH AUGUSTA CITY OF	130 HAMMONDS FERRY RD		NORTH AUGUSTA	SC	FINDS
29841	1011832945		NORTH AUGUSTA WATER TREATMENT PI	130 HAMMONDS FERRY RD.		NORTH AUGUSTA	SC	RMP
29841	1020968574		BILLYS AUTOMOTIVE	661 HAMPTON CIR		NORTH AUGUSTA	SC	EDR Historical Auto Stations
29841	1014623871			HICKMAN PLANT, 149 MARSHALL ST.	**	GRANITEVILLE	SC	PCB TRANSFORMER
29841	1007225612	110016967059	MICHAEL & PEGGIE RUBEN	210 HICKORY PL		NORTH AUGUSTA	SC	FINDS
29841	1007259109	110017321575	JOHDARL AND ASSOCIATES	305 HOLLY LN		N AUGUSTA	SC	FINDS
29841	1018315673		HORSE CREEK WASTEWATER TREATMEI	HORSE CREEK WASTEWATER TREATMEI	**	BEECH ISLAND	SC	
29841	1016680874	110007032120	AIKEN COUNTY PUBLIC SERVICE AUTHOI	HORSE CREEK WW TREATMENT FAC 7	**	BEECH ISLAND	SC	FINDS
29841	1014623872			HUBBER WAREHOUSE, 198 MAIN ST.	**	GRANITEVILLE	SC	PCB TRANSFORMER
29841	1021751459		ADDIE BILLIE Z	4001 US HWY 25	**	BELVEDERE	SC	EDR Historical Auto Stations
29841	1007115477	SCD980840193	HALOCARBON PRODUCTS CORPORATIOI	US HWY 1 AND REVCO DR		NORTH AUGUSTA	SC	RCRAInfo-LQG
29841	2011004307		US HWY 25 AT I-520 ENTRANCE	US HWY 25 AT I-520 ENTRANCE	**	NORTH AUGUSTA	SC	HMIRS
29841	1010030901	110028192006	OIL SPILL (KENAN TRANSPORT, LLC)	INTERSECTION OF HWY 125 (ATOMIC RD)	**	BEECH ISLAND	SC	ICIS, FINDS
29841	1020144597		RED LION TEXACO	233 IRENE ST		NORTH AUGUSTA	SC	EDR Historical Auto Stations
29841	1021359373		MIDLAND VALLEY AUTO SERVICE	1030 JEFFERSON DAVIS HWY	**	NORTH AUGUSTA	SC	EDR Historical Auto Stations
29841	1005790119	110002239248	CLEARWATER GULF CAR WASH	1030 JEFFERSON DAVIS HWY		NORTH AUGUSTA	SC	FINDS
29841	1007224656	110016957186	WRIGHT PEST CONTROL	1034 JEFFERSON DAVIS HWY		NORTH AUGUSTA	SC	FINDS
29841	1001216114	SCR000003152	VIKING FREIGHT N AUGUSTA	1045 JEFFERSON DAVID HWY	**	N AUGUSTA	SC	RCRA-NonGen
29841	1007236998	110017084705	VIKING FREIGHT N AUGUSTA	1045 JEFFERSON DAVIS HWY		NORTH AUGUSTA	SC	FINDS
29841	S121476458		AUGUSTA CONCRETE BLOCK	315 JEFFERSON DAVIS HWY	**	NORTH AUGUSTA	SC	AIRS
29841	1018315708		AUGUSTA CONCRETE BLOCK COMPANY	315 JEFFERSON DAVIS HWY	**	NORTH AUGUSTA	SC	
29841	1022003604		RACO OF SOUTH CAROLINA INC	340 JEFFERSON DAVIS HWY	**	NORTH AUGUSTA	SC	EDR Historical Auto Stations
29841	1020870749		BYRD OIL CO INC	359 JEFFERSON DAVIS HWY	**	NORTH AUGUSTA	SC	EDR Historical Auto Stations
29841	1016184822	110002185117	DONS COLLISION CENTER	420 JEFFERSON DAVIS HWY	**	NORTH AUGUSTA	SC	FINDS
29841	1020962732		MIDLAND VALLEY AUTO SERVICE	4556 JEFFERSON DAVIS HWY	**	NORTH AUGUSTA	SC	EDR Historical Auto Stations
29841	1016185276	110002257897	MIDLAND PAINT & BODY	5115 JEFFERSON DAVIS HWY	**	NORTH AUGUSTA	SC	FINDS
29841	1001493872	SC0000467522	MIDLAND PAINT & BODY	5115 JEFFERSON DAVIS HWY		N AUGUSTA	SC	RCRA-CESQG
29841	1007116050	SCD987592045	ANN TAYLORS USED CAR OUTLET	5512 JEFFERSON DAVIS HWY		N AUGUSTA	SC	RCRA-NonGen
29841	1000835387	110002257959	ANDY JONES MAZDA	5512 JEFFERSON DAVIS HWY		NORTH AUGUSTA	SC	FINDS
29841	1004781064	SCR000007237	DONS COLLISION CENTER	5950 JEFFERSON DAVIS HWY		N AUGUSTA	SC	RCRA-CESQG
29841	1020452488		GAS PLUS 1	6043 JEFFERSON DAVIS HWY		NORTH AUGUSTA	SC	EDR Historical Auto Stations
29841	1007248231	110017201641	GREGS GAS PLUS 1	6043 JEFFERSON DAVIS HWY		NORTH AUGUSTA	SC	ICIS, FINDS
29841	1016274672	110008553476	AUGUSTA CONCRETE BLOCK	6269 JEFFERSON DAVIS HIGHWAY		NORTH AUGUSTA	SC	FINDS
29841	1018160388	110066987005	FAMILY DOLLAR 10390	132 KERR ST		BELVEDERE	SC	RCRA-NonGen, FINDS
29841	1007244330	110017161319	WALDEN HALL SCHOOL	1896 KNOBCONE AVE		N AUGUSTA	SC	FINDS
29841	1004780200	110002199415	NORTH AUGUSTA HIGH SCHOOL	2000 KNOBCONE AVE		NORTH AUGUSTA	SC	RCRA-CESQG, FINDS
29841	1017488751		WALMART SUPERCENTER 1270	1201 KNOX AVE		NORTH AUGUSTA	SC	
29841	1012109452	110038910961	WALMART SUPERCENTER 1270	1201 KNOX AVE		NORTH AUGUSTA	SC	FINDS
29841	1012188311	SCR000770719	WALMART SUPERCENTER 1270	1201 KNOX AVE		NORTH AUGUSTA	SC	RCRAInfo-SQG
29841	1020941561		MURPHY OIL USA INC	1211 KNOX AVE		NORTH AUGUSTA	SC	EDR Historical Auto Stations

EDR ZIP Code Scan Report

ZIP	EDR-ID	Facility ID	Name	Address	Map/Dir/Dist	City	State	Databases
29841	1007233757	110017051161	MURPHY USA 6900	1211 KNOX AVE HWY 25 BYPASS		N AUGUSTA	SC	FINDS
29841	1024164931		LOWES OF N AUGUSTA 2207	1220 KNOX AVE		NORTH AUGUSTA	SC	
29841	1007483468	110017613894	TIRE KINGDOM INC 282	1283 KNOX AVE		NORTH AUGUSTA	SC	FINDS
29841	1007265036	SCR000765487	TBC RETAIL GROUP INC D/B/A NTB TIRE &	1283 KNOX AVE		NORTH AUGUSTA	SC	RCRA-CESQG
29841	1017719254		KROGER #0640-011	1284 KNOX AVE		NORTH AUGUSTA	SC	
29841	U004124167		KROGER FUEL CTR 640	1284 KNOX AVE		N AUGUSTA	SC	LUST, UST
29841	1016678750	110059672545	KROGER #0640-011	1284 KNOX AVE		NORTH AUGUSTA	SC	RCRA-CESQG, FINDS
29841	1005678282	110002370522	BELLSOUTH:NORTH AUGUSTA	1702 KNOX AVENUE		NORTH AUGUSTA	SC	FINDS
29841	1007256927	110017298636	JAMES D QUARLES DMD	1760 KNOX AVE		NORTH AUGUSTA	SC	FINDS
29841	1007240010	110017116137	MARTINTOWN ANIMAL HOSPITAL	1807 KNOX AVE		NORTH AUGUSTA	SC	FINDS
29841	1007837847	110020018381	THARPE INVESTMENT ENERPRISES	399 LAKE MURRAY DR		N AUGUSTA	SC	FINDS
29841	1007233057	110017043803	JOYCE FACTEAU & WAYNE BRANTLEY	704 LAKE SANTEE DR		N AUGUSTA	SC	FINDS
29841	1018304015		OIL SPILL - CIRCLE K STORE #5350	115 LAUREL LAKE DRIVE		NORTH AUGUSTA	SC	ICIS
29841	U004019530	82	CIRCLE K 2705350	115 LAUREL LAKES DR		N AUGUSTA	SC	LUST, SPILLS, UST
29841	1021319202		CHARTER TERMINAL CO	221 LAUREL LAKE DR		NORTH AUGUSTA	SC	EDR Historical Auto Stations
29841	1007115366	110000854344	KINDER MORGAN SE TERMINALS LLC	221 LAUREL LAKE DR		NORTH AUGUSTA	SC	AIRS, ICIS, RCRA-CESQG, FINDS
29841	1014475008		NORTH AUGUSTA #2 TERMINAL	221 LAUREL LAKE DR.		NORTH AUGUSTA	SC	RMP
29841	1016154649		NORTH AUGUSTA #2	221 LAUREL LAKES DR		NORTH AUGUSTA	SC	
29841	1016157611		N AUGUSTA #2 TERMINAL	221 LAUREL LAKES DR		NORTH AUGUSTA	SC	
29841	1016154268		CHARTER TERMINAL CO INC	221 LAUREL LAKES DR		NORTH AUGUSTA	SC	
29841	S118176192		CHARTER-TRIAD TERMINALS LLC	221 LAUREL LAKES RD	**	NORTH AUGUSTA	SC	NPDES
29841	2010011896		229 LAUREL LAKE DRIVE	229 LAUREL LAKE DRIVE		NORTH AUGUSTA	SC	HMIRS
29841	1014628272			MAINTENANCE DEPT., 132 MARSHALL ST	**	GRANITEVILLE	SC	PCB TRANSFORMER
29841	1007255960	110017288727	NORTH AUGUSTA CHIROPRACTIC	404B E MAINTINTOWN RD		NORTH AUGUSTA	SC	FINDS
29841	1007235091	110017064950	PALMETTO PLACE HOA	3198 MAPLEWOOD DR		N AUGUSTA	SC	FINDS
29841	2009912335			710 WEST MARTIN TOWN RD		NORTH AUGUSTA	SC	ERNS
29841	1007837644	110020016356	PENNYWORTH HOMES	1000 MARTINTOWN RD		N AUGUSTA	SC	FINDS
29841	1007834596	110019985863	CSRA PAIN MANAGEMENT	1168 W MARTINTOWN RD		N AUGUSTA	SC	FINDS
29841	1000370861	110002257496	SHERWIN WILLIAMS COMPANY	310 E MARTINTOWN RD		NORTH AUGUSTA	SC	RCRA-NonGen, FINDS
29841	1021148029		PLAZA ESSO SERVICENTER	310 E MARTINTOWN RD		NORTH AUGUSTA	SC	EDR Historical Auto Stations
29841	1021451213		PLAZA TEXACO SERVICE	315 E MARTINTOWN RD		NORTH AUGUSTA	SC	EDR Historical Auto Stations
29841	1018893226		SILVERSTEINS CLEANERS & LDRERS	362 E MARTINTOWN RD		NORTH AUGUSTA	SC	EDR Historical Cleaners
29841	1020174555		BLANDENBERGS SERVICE STATION	400 E MARTINTOWN RD		NORTH AUGUSTA	SC	EDR Historical Auto Stations
29841	1016691658	110046540481	WALGREENS DBA RITE AID #11671	401 MARTINTOWN ROAD STE 121		NORTH AUGUSTA	SC	FINDS
29841	1015750332	SCR000776187	RITE AID #11671	401 MARTINTOWN ROAD STE 121		NORTH AUGUSTA	SC	RCRA-CESQG
29841	1018937853		DRYCLEAN EXPRESS	401 W MARTINTOWN RD		NORTH AUGUSTA	SC	EDR Historical Cleaners
29841	1001405312	SCD987588118	OLSON TIRE TOTAL CAR CARE 6064	404 E MARTINTOWN RD		N AUGUSTA	SC	RCRA-CESQG
29841	1016185007	110002199193	OLSON TIRE TOTAL CAR CARE 6064	404 E MARTINTOWN RD		NORTH AUGUSTA	SC	FINDS
29841	1020491433		HAMMOND HILL SERVICE STATION	410 MARTINTOWN RD		NORTH AUGUSTA	SC	EDR Historical Auto Stations
29841	1020805292		HAMMOND HILL 66 SERVICE	410 W MARTINTOWN RD		NORTH AUGUSTA	SC	EDR Historical Auto Stations
29841	1018834938		VOGUE CLEANERS INC	410 W MARTINTOWN RD		NORTH AUGUSTA	SC	EDR Historical Cleaners
29841	U004018187	17831	FORMER CAR QUEST	416 E MARTINTOWN RD		N AUGUSTA	SC	LUST, UST
29841	1007226361	110016974951	FORMER CAR QUEST	416 E MARTINTOWN RD		N AUGUSTA	SC	FINDS
29841	1021994325		PANTRY INC	421 W MARTINTOWN RD		NORTH AUGUSTA	SC	EDR Historical Auto Stations
29841	U004017805	155	CIRCLE K 2723249	421 W MARTINTOWN RD		NORTH AUGUSTA	SC	LUST, UST
29841	1016119401	110002257708	DEPOT FOOD STORE 109	421 W MARTINTOWN RD		NORTH AUGUSTA	SC	FINDS
29841	1004780420	SCD987574381	DEPOT	421 W MARTINTOWN ROAD		N. AUGUSTA	SC	RCRA-NonGen
29841	1020964145		MAXXON R & H INC	4231 W MARTINTOWN RD	**	NORTH AUGUSTA	SC	EDR Historical Auto Stations
29841	1021366554		WAYSIDE FOOD STORE	431 E MARTINTOWN RD		NORTH AUGUSTA	SC	EDR Historical Auto Stations
29841	1005439244		WATER COMFORT POOLS	431 E. MARTINTOWN ROAD		NORTH AUGUSTA	SC	SSTS
29841	1006289000	110011843675	WATER COMFORT POOLS	431 EAST MARTINTOWN RD.		NORTH AUGUSTA	SC	FINDS
29841	1021808656		WAYSIDE FOOD STORE	431 MARTINTOWN RD		NORTH AUGUSTA	SC	EDR Historical Auto Stations
29841	1007225756	110016968502	HAMMOND HILLS ANIMAL HOSPITAL	454 W MARTINTOWN RD		NORTH AUGUSTA	SC	FINDS
29841	U004019790	96	LYNN HURST 76	469 MARTINTOWN RD		N AUGUSTA	SC	LUST, UST
29841	1007233547	110017048773	LYNN HURST 76	469 MARTINTOWN RD		N AUGUSTA	SC	FINDS
29841	1020257861		WILLIAMS GULF	469 W MARTINTOWN RD		NORTH AUGUSTA	SC	EDR Historical Auto Stations
29841	1007226052	110016971785	CLARENCE I NORTON DDS	501 E MARTINTOWN RD		NORTH AUGUSTA	SC	FINDS
29841	1007240422	110017120541	GARY A WAUGH DMD	503 W MARTINTOWN		NORTH AUGUSTA	SC	FINDS
29841	1020344189		LUFRON INC	525 E MARTINTOWN ROAD		NORTH AUGUSTA	SC	EDR Historical Auto

EDR ZIP Code Scan Report

ZIP	EDR-ID	Facility ID	Name	Address	Map/Dir/Dist	City	State	Databases
								Stations
29841	1007245441	110017172977	NORTH AUGUSTA AMOCO DQ	525 MARTINTOWN RD		N AUGUSTA	SC	FINDS
29841	U003624059	14258	GREGS GAS PLUS 12	525 MARTINTOWN RD		N AUGUSTA	SC	LUST, UST
29841	1021690933		PLUNKETT JOSEPH DEAN	532 E MARTINTOWN RD		NORTH AUGUSTA	SC	EDR Historical Auto Stations
29841	1020746355		BILLYS GULF SERVICE	601 E MARTINTOWN ROAD		NORTH AUGUSTA	SC	EDR Historical Auto Stations
29841	1021051875		CRICKETTS SHELL SERVICE	602 E MARTINTOWN RD		NORTH AUGUSTA	SC	EDR Historical Auto Stations
29841	1018124239	110064676756	FAMILY DOLLAR 174	603 EAST MARTINTOWN RD STE 5		N AUGUSTA	SC	FINDS
29841	U003522282	11833	HILLTOP	827 E MARTINTOWN RD		N AUGUSTA	SC	LUST, UST
29841	1007231483	110017027634	HILLTOP	827 E MARTINTOWN RD		N AUGUSTA	SC	FINDS
29841	1021759753		SMILE GAS INC	I20-W MARTINTOWN RD	**	NORTH AUGUSTA	SC	EDR Historical Auto Stations
29841	1007239720	110017113096	FRANKS GROCERY	MARTINTOWN RD	**	NORTH AUGUSTA	SC	FINDS
29841	1018295836		THE MARTIN GROUP	MARTINTOWN RD	**	NORTH AUGUSTA	SC	ICIS
29841	1005626925	110009811114	THE MARTIN GROUP	MARTINTOWN ROAD	**	NORTH AUGUSTA	SC	FINDS
29841	1007226054	110016971801	C A WILLIAMS DDS	401 METZ DR		NORTH AUGUSTA	SC	FINDS
29841	1007234993	110017063880	CAROLYN C BAGGOTT ETAL	1816 MOUNTAINSIDE DR		N. AUGUSTA	SC	FINDS
29841	U004254748		SCHMAUDER	1 MULBERRY LN	**	PEAK	SC	LUST, UST
29841	1007229078	110017002731	SCHMAUDER	1 MULBERRY LN		PEAK	SC	FINDS
29841	1007224667	110016957293	HANCOCK MHP	214 NORTHSIDE DR		NORTH AUGUSTA	SC	FINDS
29841	1007832304	110019962922	SOUTHEAST LAND DEVELOPMENT CO	348 OLD SUBLOW LAKE RD		N AUGUSTA	SC	FINDS
29841	1020798699		SAV-A-TON INC	413 OLD EDGEFIELD		NORTH AUGUSTA	SC	EDR Historical Auto Stations
29841	1016185008	110002199228	SUNBELT FRONT WHEEL DRIVE	509 OLD EDGEFIELD RD		NORTH AUGUSTA	SC	FINDS
29841	1001125630	SCR000004218	SUNBELT FRONT WHEEL DR	509 OLD EDGEFIELD RD		N AUGUSTA	SC	RCRA-NonGen
29841	1021930075		GREEN ACRE SERVICE STN	600 OLD EDGEFIELD		NORTH AUGUSTA	SC	EDR Historical Auto Stations
29841	1018754152		COLONIAL CLEANERS INC	706 OLD EDGEFIELD RD		NORTH AUGUSTA	SC	EDR Historical Cleaners
29841	U003520362	12535	COLONIAL CLEANERS INC	706 OLD EDGEFIELD RD		NORTH AUGUSTA	SC	DRYCLEANERS, SHWS
29841	1004780198	110002199424	NORTH AUGUSTA MIDDLE SCHOOL	725 OLD ENGLISH RD		NORTH AUGUSTA	SC	RCRA-CESQG, FINDS
29841	1008389195	110022570047	WERTS EQUIP/NORTH AUGUSTA MINE	OLD AIKEN HIGHWAY	**	NORTH AUGUSTA	SC	FINDS
29841	1007243501	110017152757	FOX CANDY CO	OLD EDGEFIELD RD	**	N AUGUSTA	SC	FINDS
29841	1000162844	SCD042971069	KIMBERLY CLARK CORP BEECH ISLAND M	OLD JACKSON HWY		BEECH ISLAND	SC	CERCLIS-NFRAP, NPDES, SHWS, RCRAInfo-LQG
29841	1014629679			PALMETTO AVENUE	**	NORTH AUGUSTA	SC	PCB TRANSFORMER
29841	1007243390	110017151614	PARDUE CONSTRUCTION CO	615 1/2 PIEN LOG RD	**	NORTH AUGUSTA	SC	FINDS
29841	U004017255	120	ENVIRORISK CONSULTANTS INC	2031 PISGAH RD		N AUGUSTA	SC	LUST, UST
29841	1007236710	110017081735	FOUR SEASONS FOOD & FUEL 5	2031 PISGAH RD		N AUGUSTA	SC	FINDS
29841	U004018551	266	AIKEN COUNTY PUBLIC SERVICE AUTHOI	70 PSA RD		BEECH ISLAND	SC	AIRS, UST
29841	1000206320	SCD980842454	AIKEN CO PSA-HORSE CREEK POLLUTIOI	70 PSA RD HWY 125 SOUTH		N AUGUSTA	SC	RCRA-CESQG
29841	1011827743		HORSE CREEK POLLUTION CONTROL FA	70 PSA ROAD (OFF SC HWY 125)		NORTH AUGUSTA	SC	RMP
29841	1016176786	110000706941	HORSE CREEK POLLUTION CONTROL FA	70 PSA ROAD OFF SC HIGHWAY 125		NORTH AUGUSTA	SC	FINDS
29841	1008010499	110008554910	GWS/PUBLIX #486	PUBLIX # 486	**	NORTH AUGUSTA	SC	FINDS
29841	U004018504	239	REVCO INC	111 REVCO RD		NORTH AUGUSTA	SC	LUST, UST
29841	1016037077	110046091386	CVS SC DISTRIBUTION LLC	111 REVCO ROAD		NORTH AUGUSTA	SC	FINDS
29841	1000175697	110002257771	REVCO DRUGS DISTRIBUTION CENTER	111 REVCO ROAD		NORTH AUGUSTA	SC	RCRAInfo-SQG, FINDS
29841	1007236935	110017084055	ABF FREIGHT SYSTEM INC	118 REVCO RD		NORTH AUGUSTA	SC	FINDS
29841	1005933067		UCB RADCURE INC	131 REVCO RD		NORTH AUGUSTA	SC	TSCA
29841	1014629611			202 RHOMBIOD PL		NORTH AUGUSTA	SC	PCB TRANSFORMER
29841	U004019660	89	GREGS GAS PLUS 3	1610 RICHLAND AVE		AIKEN	SC	LUST, UST
29841	1007837273	110020012644	RIVERSIDE PARTNERS LP	76 RIVERNORTH DR		N AUGUSTA	SC	FINDS
29841	S113669244			1848 ROBIN ROAD		NORTH AUGUSTA	SC	
29841	2012014003			1926 ROBIN RD.		NORTH AUGUSTA	SC	ERNS
29841	1020222514		BRECKINRIDGE AMOCO	2013 ROBIN RD		NORTH AUGUSTA	SC	EDR Historical Auto Stations
29841	1020968541		COUNTRY CONVENIENCE INC	U S HWY 25	**	NORTH AUGUSTA	SC	EDR Historical Auto Stations
29841	1021448976		YOUNGS EXXON SVC STATION INC	1029 SAND BAR FERRY RD		BEECH ISLAND	SC	EDR Historical Auto Stations
29841	1021033463		CORBINS PURE STATION	1033 SAND BAR FERRY		BEECH ISLAND	SC	EDR Historical Auto Stations
29841	1020806407		TODDS CONVENIENCE FOOD STORE	1051 SAND BAR FERRY RD		BEECH ISLAND	SC	EDR Historical Auto Stations
29841	1020633471		SILAS GROCERY	1182 SAND BAR FERRY		BEECH ISLAND	SC	EDR Historical Auto Stations
29841	1020927589		FOREMAN RICHARD J	1208 SAND BR FRY RD		BEECH ISLAND	SC	EDR Historical Auto Stations
29841	1006082780	110002199433	ASSOCIATED CRAFTS INC	1230 SAND BAR FERRY RD	**	NORTH AUGUSTA	SC	FINDS
29841	1020633802		BUSSELL GROVER C	SAND BAR FERRY RD	**	BEECH ISLAND	SC	EDR Historical Auto

EDR ZIP Code Scan Report

ZIP	EDR-ID	Facility ID	Name	Address	Map/Dir/Dist	City	State	Databases
								Stations
29841	1020658488		YOUNGS EXXON	1024 SANDBAR FERRY ROAD		BEECH ISLAND	SC	EDR Historical Auto Stations
29841	1004595393	110002237507	TODD S QUICK & EASY CAR WASH	1051 SANDBAR FERRY RD		BEECH ISLAND	SC	FINDS
29841	1008009115	110002178198	INDEPENDENT MHP	1052 SANDBAR FERRY RD		BEECH ISLAND	SC	FINDS
29841	97412575			1420 SANDBAR FERRY RD		BEECH ISLAND	SC	ERNS
29841	1007257653	110017306299	KENNETH A & SHIRLEY W NEWSOME	105 SAVANNAH POINT		NORTH AUGUSTA	SC	FINDS
29841	1007258164	110017311737	HARRY & BEVERLY FULLER	188 E SHORELINE DR		N. AUGUSTA	SC	FINDS
29841	1000227128	SCD000645747	BP AMOCO	STATE HWY 36 NEAR		NORTH AUGUSTA	SC	RCRA-CESQG
29841	S118176182		BP OIL CO/SWEETWATER TERMINAL	STATE HWY 36 PO BOX 6427	**	NORTH AUGUSTA	SC	NPDES
29841	1014835740	110056427754	CORNERSTONE CONCRETE - EDGEFIELD	1502 STEPHENS RD		NORTH AUGUSTA	SC	ICIS, FINDS
29841	S111676826		CORNERSTONE CONCRETE - EDGEFIELD	1502 STEPHENS RD		NORTH AUGUSTA	SC	AIRS
29841	1008009113	110002178170	GENTRY S MHP	376 SUDLOW LAKE RD		N AUGUSTA	SC	FINDS
29841	S113669617			811 SUDLOW LAKE		NORTH AUGUSTA	SC	
29841	1007241983	110017136810	WARREN HEALTH CARE FOUNDATION	1519 SUMMERHILL RD		NORTH AUGUSTA	SC	FINDS
29841	2012025694			221 SWEET WATER ROAD		NORTH AUGUSTA	SC	ERNS
29841	1023548541		KINDER MORGAN NORTH AUGUSTA	205 SWEETWATER RD		NORTH AUGUSTA	SC	
29841	1018287503		KINDER MORGAN SOUTHEAST TERMINAL	205 SWEETWATER RD		N AUGUSTA	SC	ICIS
29841	1016154650		NORTH AUGUSTA TERMINAL 1	205 SWEETWATER RD		NORTH AUGUSTA	SC	
29841	1000289222	SCD000648485	KINDER MORGAN SOUTHEAST TERMINAL	205 SWEETWATER RD		NORTH AUGUSTA	SC	RCRA-CESQG
29841	1016157610		KMI NORTH AUGUSTA #1 TERMINAL	205 SWEETWATER RD		NORTH AUGUSTA	SC	
29841	S109515580		KINDER MORGAN SOUTHEAST TERMINAL	205 SWEETWATER RD		N AUGUSTA	SC	AIRS
29841	93159472			219 SWEETWATER RD		NORTH AUGUSTA	SC	ERNS
29841	1000835604	SCD987596848	COLONIAL PIPLINE CO NA DELIVERY FA	219 SWEETWATER RD		NORTH AUGUSTA	SC	RCRA-CESQG
29841	1010331950	SCR000768275	BUCKEYE NORTH AUGUSTA TERMINAL	221 SWEETWATER RD		NORTH AUGUSTA	SC	RCRAInfo-SQG
29841	2014103168			221 SWEETWATER RD.		NORTH AUGUSTA	SC	ERNS
29841	A100174713	670	BP SWEETWATER TERMINAL	221 SWEETWATER ROAD		NORTH AUGUSTA	SC	AST
29841	1000408107	SCD000616615	WILLIAMS ENERGY VENT/N AUGUSTA	222 SWEETWATER RD		NORTH AUGUSTA	SC	AIRS, NPDES, RCRAInfo-SQG
29841	1004780104	SCD980600696	KENAN TRANSPORT CO	251 SWEETWATER RD		NORTH AUGUSTA	SC	RCRA-CESQG
29841	U002114704	3102	KENAN TRANSPORT COMPANY	251 SWEETWATER RD		NORTH AUGUSTA	SC	LUST, UST
29841	1021759748		KENRICKS CONVENIENCE INC	753 SWEETWATER RD		NORTH AUGUSTA	SC	EDR Historical Auto Stations
29841	1007237206	110017086972	MURPHY ESTATES SD/SWEETWTR CO	SWEETWATER CO PO BOX 6	**	BELVEDERE	SC	FINDS
29841	1018105863	110064318082	BP OIL CO	SWEETWATER RD (HIGHWAY 36)		NORTH AUGUSTA	SC	FINDS
29841	S117406240			528 TANAGER RD		NORTH AUGUSTA	SC	
29841	1021940563		LYNNHURST GULF	469 W TOWNES RD	**	NORTH AUGUSTA	SC	EDR Historical Auto Stations
29841	S108952189		ALLEN EARL CHEMICAL SITE	ON U.S 1 5 MILES NE OF SAVANNAH RIVE	**	NORTH AUGUSTA	SC	SHWS
29841	1016034650	110045961688	KINDER MORGAN SE TER LLC/N AU	UNKNOWN	**	NORTH AUGUSTA	SC	FINDS
29841	1017533763		KINDER MORGAN SE TER LLC/N AU	UNKNOWN	**	NORTH AUGUSTA	SC	
29841	S109683077		SCE&G - URQUHART STATION	100 URQUHART DR		BEECH ISLAND	SC	COAL ASH
29841	S108282667		SCE&G URQUHART STATION - ABANDONI	100 URQUHART DR		BEECH ISLAND	SC	AIRS, NPDES, SHWS, SPILLS
29841	1000137450	SCD000825802	SCE&G URQUHART STATION	100 URQUHART DR		BEECH ISLAND	SC	RCRAInfo-LQG
29841	1014200576		SCANA - URQUHART STATION	100 URQUHART DRIVE		BEECH ISLAND	SC	TSCA
29841	1021016913		TOSCO MARKETING COMPANY	I-20 W MARTINTOWN RD	**	NORTH AUGUSTA	SC	EDR Historical Auto Stations
29841	1011404192	110035430637	CENTRAL TRANSPORT	120 WALNUT LN		NORTH AUGUSTA	SC	FINDS
29841	1010787917	SCR000769778	CENTRAL TRANSPORT	120 WALNUT LN		NORTH AUGUSTA	SC	RCRA-CESQG
29841	1014628274			WARREN PLANT, 1124 AUGUSTA RD.	**	GRANITEVILLE	SC	PCB TRANSFORMER
29841	1004780199	SCD981927197	PAUL KNOX MIDDLE SCHOOL	1804 WELL ROAD		NORTH AUGUSTA	SC	RCRA-CESQG
29841	1016185009	110002199317	PAUL KNOX MIDDLE SCHOOL	1804 WELLS RD		NORTH AUGUSTA	SC	FINDS
29841	2011982047			1237 WESTON STREET		NORTH AUGUSTA	SC	ERNS
29841	S113669495			421 WEXFORD MILL RD	**	WAGENER	SC	
29841	U004257121		SOUTHERN BELL NAGSSCGS	311 WHITLAW RD		NORTH AUGUSTA	SC	LUST, UST
29841	2008867376			108 WILD DRIVE	**	BELVEDERE	SC	ERNS
29841	1021616382		TODDS CONVENCE STRS*	1201 WILLISTON HWY	**	BEECH ISLAND	SC	EDR Historical Auto Stations
29841	1020347385		TODDS CONVENIENCE STORES INC	1201 WILLISTON RD	**	BEECH ISLAND	SC	EDR Historical Auto Stations
29841	1020898926		BUSSELL GROVER C	1213 WILLISTON HWY	**	BEECH ISLAND	SC	EDR Historical Auto Stations
29841	1020800469		BUSSELL GROVER C	1213 WILLISTON RD	**	BEECH ISLAND	SC	EDR Historical Auto Stations
29841	1007259933	110017330128	SUDLOW LAKE ASSN	376 WOLDUS RD		N AUGUSTA	SC	FINDS
29841	1003868478	SCD980844146	NORTH AUGUSTA CITY DUMP	WOMRATH	**	NORTH AUGUSTA	SC	CERCLIS-NFRAP, SHWS
30901	2014018606				**	AUGUSTA	GA	HMIRS
30901	2015006185				**	AUGUSTA	GA	HMIRS
30901	2009048514				**	AUGUSTA	GA	HMIRS
30901	1014939950				**	AUGUSTA	GA	DOT OPS
30901	2014005610					Augusta	GA	HMIRS
30901	2009046701				**	AUGUSTA	GA	HMIRS

EDR ZIP Code Scan Report

ZIP	EDR-ID	Facility ID	Name	Address	Map/Dir/Dist	City	State	Databases
30901	2009046419				**	AUGUSTA	GA	HMIRS
30901	2009046189				**	AUGUSTA	GA	HMIRS
30901	2016014712				**	AUGUSTA	GA	HMIRS
30901	1005927902		DSM CHEM N AMERICA INC	# 1 COLUMBIA NITROGEN RD		AUGUSTA	GA	TSCA
30901	1005927903		DSM CHEMS NORTH AMER INC	NO 1 COLUMBIA NITROGEN RD		AUGUSTA	GA	TSCA
30901	1005931012		NIPRO INC	NO 1 COLUMBIA NITROGEN RD		AUGUSTA	GA	TSCA
30901	1014198568		DSM CHEMICALS NORTH AMERICA, INC.	NO 1 COLUMBIA NITROGEN ROAD		AUGUSTA	GA	TSCA
30901	S112207379		FORMER KINNETT DAIRY	1220, 1222, 1224, 1230, AND 1236 5TH AVE		COLUMBUS	GA	NON HSI
30901	1024025942	110070145121	GTA CYBER CENTER 12ST STREET EXTE	12TH STREET AND REYNOLDS STREET		AUGUSTA	GA	FINDS
30901	S112369421		BP OIL COMPANY	13TH & BROAD STREET		AUGUSTA	GA	
30901	S112370900		RICHMOND FIRE DEPT	15TH & M.L. KING DRIVE		AUGUSTA	GA	
30901	1021757898		J & H STORES INC	15TH & MILLEDGEVILLE RD		AUGUSTA	GA	EDR Historical Auto Stations
30901	1006772287	110013415660	15TH ST RR OVERPASS	15TH ST & WRIGHTSBORO RD		AUGUSTA	GA	FINDS, LUST, UST
30901	1021745057		J & H STORES INC	905 C 15TH ST	**	AUGUSTA	GA	EDR Historical Auto Stations
30901	1022220301		SUPER GULF SERVICE	20313TH ST	**	AUGUSTA	GA	EDR Historical Auto Stations
30901	S112370112		VEHICLE ACCIDENT	HIGHWAY 25	**	AUGUSTA	GA	
30901	1008408739		AUGUSTA GAS LIGHT (COAL GAS FACILIT	805, 807 8TH STREET	I, South, 1/2 - 1	AUGUSTA	GA	Manufactured Gas Plants
30901	U003763514	9121229	UNIVERSITY HOSPITAL	901 R A DENT BOULEVARD		AUGUSTA	GA	LUST, UST
30901	1006792592	110013620386	UNIVERSITY HOSPITAL	901 R A DENT BOULEVARD		AUGUSTA	GA	FINDS
30901	S112371562		COLUMBIA CO WATER WORKS	470 ACRES WOOD TRAIL		AUGUSTA	GA	
30901	1014695208	110041889007	840 ADAMS STREET	840 ADAMS STREET		AUGUSTA	GA	FINDS
30901	S107667672		ROBERT L. THOMPSON INERT LANDFILL	35 ALBECLAUSS DR.		AUGUSTA	GA	SWF/LF
30901	S109504905		FORMER WILLIFORDS CLEANERS	426 AND 428 8TH STREET	39, SSE, 1/2 - 1	AUGUSTA	GA	NON HSI
30901	1024083422		COURTYARD MARRIOTT AUGUSTA DOWN	9TH AND REYNOLDS STREET		AUGUSTA	GA	
30901	S107150853		FORMER BARTON BUILDING SUPPLY COI	1225 D' ANTIGNAC ST./ 1210 WALTON WA	42, SW, 1/2 - 1	AUGUSTA	GA	NON HSI
30901	99498599			AQUA BLENDING	**	AUGUSTA	GA	ERNS
30901	1005447741	30913MRRYBAR	MERIDIAN BRICK - AUGUSTA PLANTS 4&5	1630 ARTHERN RD		AUGUSTA	GA	TRIS
30901	1016113116	110000359745	MERIDIAN BRICK - AUGUSTA PLANTS 4&5	1630 ARTHERN RD		AUGUSTA	GA	FINDS
30901	S107772294	FATR20062VZJTP00D99A -- BORAL BRICKS, AUGUSTA 3, 4 AND 5 COMPLEX -- 1630 ARTHERN ROAD				AUGUSTA	GA	TIER 2
30901	U001483240	1210118	BORAL BRICKS, AUGUSTA 3, 4 AND 5 COI	1630 ARTHERN ROAD		AUGUSTA	GA	NPDES, TIER 2, LUST, UST
30901	S117052717		BORAL BRICKS, AUGUSTA 3, 4 AND 5 COI	1630 ARTHERN ROAD		AUGUSTA	GA	TIER 2
30901	S107749993	24500009	BORAL BRICKS, AUGUSTA PLANT 3, 4, & 5	1630 ATHERN ROAD		AUGUSTA	GA	AIRS
30901	1010043029		MCCOLLOUGH TOWNHOUSE SQUARE	1202 AUGUSTA COURT		AUGUSTA	GA	FTTS
30901	1009517969		MCCOLLOUGH TOWNHOUSE SQUARE	1202 AUGUSTA COURT		AUGUSTA	GA	
30901	1001960355	110005719240	MACUCH STEEL PRODUCTS INC	1527 AUGUSTA AVE		AUGUSTA	GA	RCRA-CESQG, FINDS
30901	S112371067		SMOKE	AUGUSTA AREA	**	AUGUSTA	GA	
30901	1009513596		DSM RESINS U.S., INC.	AUGUSTA RIVER FRONT CTR.,STE 580 OI	**	AUGUSTA,	GA	FTTS
30901	1008232399	110020982533		E AUGUSTA VOL FS		AUGUSTA	GA	FINDS
30901	S112372422		BORAL BRICK	AUTHORN RD		AUGUSTA	GA	
30901	1014193203		ALEXANDER SERVICE STATION	600 10TH AVE		COLUMBUS	GA	EDR Historical Auto Stations
30901	1005930057		LIQUID AIR CORP	6201 EAST AVE	**	AUGUSTA	GA	TSCA
30901	1020789239		BAREFIELD WILLIAM J	633 4TH AVE		COLUMBUS	GA	EDR Historical Auto Stations
30901	S113245293		WILLIE J. WIMBERLY	1004 7TH AVENUE		AUGUSTA	GA	SWF/LF
30901	1022967341	110070002551	CITY OF AUGUSTA	360 BAY STREET		AUGUSTA	GA	FINDS
30901	1017809531	110064283172	AUGUSTA UTILITIES DEPARTMENT	360 BAY STREET, SUITE 180		AUGUSTA	GA	ICIS, FINDS
30901	1018105210		AUGUSTA UTILITIES DEPARTMENT	360 BAY STREET, SUITE 180		AUGUSTA	GA	
30901	1020813943		WAYNES I-20 AMOCO	443 SOUTH BEL AIR ROAD		MARTINEZ	GA	EDR Historical Auto Stations
30901	1023200099	110064693657	GEORGIA REAGENTS UNIVERSITY - STUD	BETWEEN 15TH ST. AND SPELLMAN ST.	**	AUGUSTA	GA	FINDS
30901	1010563060	GAR000050146	WATERMARK SITE AUGUSTA GEORGIA	BETWEEN 5TH & 6TH STREETS	**	AUGUSTA	GA	RCRA-NonGen
30901	1010497183	110032649169	WATERMARK SITE AUGUSTA GEORGIA	BETWEEN 5TH & 6TH STREETS	**	AUGUSTA	GA	FINDS
30901	1022982321	110070018684	HFC ENTERPRISES, LLC	500 BLOCK OF ELLIS STREET	**	AUGUSTA	GA	FINDS
30901	1021447533		SMILE GAS NO 9	1 E BOUNDARY		AUGUSTA	GA	EDR Historical Auto Stations
30901	1006772713	110013419951	CIRCLE K #2705339	1 E BOUNDARY ST		AUGUSTA	GA	FINDS, LUST, UST
30901	U004141745		SANDBAR CENTER LLC/EAST BOUNDARY	202 E BOUNDARY		AUGUSTA	GA	UST
30901	1021093248		REESE AMOCO	302 E BOUNDARY ST		AUGUSTA	GA	EDR Historical Auto Stations
30901	1006773058	01210061	EASTSIDE AMOCO	302 E BOUNDARY ST		AUGUSTA	GA	LUST, UST
30901	1000860058	110005279411	DELTA MANOR GA06P001005	730 E BOUNDARY ST		AUGUSTA	GA	RCRA-NonGen, FINDS
30901	S109508753		CSXT AUGUSTA, GA SHOPS	904 EAST BOUNDARY		AUGUSTA	GA	TIER 2
30901	S106123363		CSXT AUGUSTA SHOPS	907 EAST BOUNDARY		AUGUSTA	GA	NPDES, TIER 2, SPILLS
30901	S117051716		CSXT AUGUSTA SHOPS	907 EAST BOUNDARY		AUGUSTA	GA	TIER 2
30901	2012001626			907 EAST BOUNDARY ST		AUGUSTA	GA	ERNS
30901	1020131027		GREENES FINE FOODS*	326-400 E BOUNDRY		AUGUSTA	GA	EDR Historical Auto

EDR ZIP Code Scan Report

ZIP	EDR-ID	Facility ID	Name	Address	Map/Dir/Dist	City	State	Databases
								Stations
30901	2001582945			BOX 1483		AUGUSTA	GA	ERNS
30901	1003868855	GAD981477458	SIMKINS SEED CO.	1129 BROAD ST.	18, South, 1/8 - 1/4	AUGUSTA	GA	CERCLIS-NFRAP
30901	1006792554	09121235	FORMER GENERAL TIRE STORE	1165 BROAD ST	19, SSW, 1/8 - 1/4	AUGUSTA	GA	LUST, UST
30901	1023660370	110070074481	HYATT HOUSE	1268 BROAD ST		AUGUSTA	GA	FINDS
30901	1016700725	110056396430	CURTIS BAPTIST CHURCH SCHOOL	1326 BROAD STREET		AUGUSTA	GA	ICIS, FINDS
30901	1000192065	110005673618	KENDRICK PAINT AND BODY SHOP INC	1333 BROAD ST		AUGUSTA	GA	RCRAInfo-SQG, FINDS
30901	1021595946		BROAD STREET CAR WASH	1353 BROAD STREET		AUGUSTA	GA	EDR Historical Auto Stations
30901	1009614253		WILSON & JOHNSON INC	1371 BROAD STREET		AUGUSTA	GA	EDR Historical Auto Stations
30901	1014695237	110043323757	JOHNNY HOWARD PAINT & BODY SHOP	1442 BROAD ST.		AUGUSTA	GA	FINDS
30901	U001492956	9121017	YE OLDE GROCERY	443 BROAD ST		AUGUSTA	GA	LUST, UST
30901	1021894799		OLD TOWN BPKY S SANDRA	443 BROAD ST		AUGUSTA	GA	EDR Historical Auto Stations
30901	1006791831	110013612723	YE OLDE GROCERY	443 BROAD ST		AUGUSTA	GA	FINDS
30901	1007128322		BLANCHARD & CALHOUN REAL ESTATE (	699 BROAD STREET		AUGUSTA	GA	FTTS
30901	1009613420		PALMERS CLEANERS	758 BROAD ST		AUGUSTA	GA	EDR Historical Cleaners
30901	1020818388		SAV-A-TON OIL INC	801 BROAD ST SUITE 999		AUGUSTA	GA	EDR Historical Auto Stations
30901	1021837483		TEN FOUR INC	809 BROAD ST STE 992		AUGUSTA	GA	EDR Historical Auto Stations
30901	1018401128		PALMERS CLEANERS	850 BROAD ST		AUGUSTA	GA	EDR Historical Cleaners
30901	S104819545		W.C. CAYE PROPERTY	917-923 BROAD ST	26, SSE, 1/4 - 1/2	AUGUSTA	GA	NON HSI
30901	1010696223	110033020996	METAMARK GENETICS	985 BROAD ST SUITE A		AUGUSTA	GA	FINDS
30901	1010563151	GAR000051417	METAMARK GENETICS	985 BROAD ST SUITE A		AUGUSTA	GA	RCRAInfo-SQG
30901	U001489194	09000059	SUPER EXPRESS 2	1502 CENTRAL AVE		AUGUSTA	GA	LUST, UST
30901	U003728671	9121211	NORFOLK SOUTHERN CORPORATION	CLASS FACTORY AVE	**	AUGUSTA	GA	UST
30901	2006784033			1 COLOMBIA NITROGEN RD		AUGUSTA	GA	ERNS
30901	2004738033			#1 COLUMBIA NITROGEN DR.		AUGUSTA	GA	ERNS
30901	2006803537			#1 COLUMBIA NITROGEN DR.		AUGUSTA	GA	ERNS
30901	97404360			#1 COLUMBIA NITROGEN RD	**	AUGUSTA	GA	ERNS
30901	2005769212			#1 COLUMBIA NITROGEN RD.	**	AUGUSTA	GA	ERNS
30901	2011973219			#1 COLUMBIA NITROGEN ROAD		AUGUSTA	GA	ERNS
30901	2012027706			#1 COLUMBIA NITROGEN ROAD		AUGUSTA	GA	ERNS
30901	2009903696			#1 COLUMBIA NITROGEN ROAD		AUGUSTA	GA	ERNS
30901	S107772841	FATR200625XQ4H0029TW -- DSM CHEMICALS NORTH AMERICA, INC. -- #1 COLUMBIA NITROGEN ROAD				AUGUSTA	GA	TIER 2
30901	2006797519			#1 COLUMBIA NITROGEN ROAD		AUGUSTA	GA	ERNS
30901	2005765500			#1 COLUMBIA NITROGEN ROAD	**	AUGUSTA	GA	ERNS
30901	S113718684		DSM CHEMICALS NORTH AMERICA, INC.	#1 COLUMBIA NITROGEN ROAD		AUGUSTA	GA	TIER 2, SPILLS
30901	S117052818		DSM CHEMICALS NORTH AMERICA, INC.	#1 COLUMBIA NITROGEN ROAD		AUGUSTA	GA	TIER 2
30901	1011834159		PCS NITROGEN FERTILIZER, L.P. AUGUST	#23 COLUMBIA NITROGEN ROAD		AUGUSTA	GA	RMP
30901	1011834155		PCS NITROGEN FERTIIZER, L.P. AUGUST/	#23 COLUMBIA NITROGEN ROAD		AUGUSTA	GA	RMP
30901	1011834160		PCS NITROGEN FERTILIZER, L.P. AUGUST	#23 COLUMBIA NITROGEN ROAD		AUGUSTA	GA	RMP
30901	S112372331		DSM	1 COLUMBIA NITRATE ROAD		AUGUSTA	GA	
30901	1015742009	GAR000066043	DISTTECH, LLC	1 COLUMBIA NITROGEN DR		AUGUSTA	GA	RCRA-NonGen
30901	98445256			1 COLUMBIA NITROGEN DRIVE		AUGUSTA	GA	ERNS
30901	2007852274			1 COLUMBIA NITROGEN DRIVE		AUGUSTA	GA	ERNS
30901	2014077070			1 COLUMBIA NITROGEN DRIVE		AUGUSTA	GA	ERNS
30901	2006816419			1 COLUMBIA NITROGEN DRIVE		AUGUSTA	GA	ERNS
30901	2014070787			1 COLUMBIA NITROGEN DRIVE		AUGUSTA	GA	ERNS
30901	2014089132			1 COLUMBIA NITROGEN DRIVE		AUGUSTA	GA	ERNS
30901	2012030873			1 COLUMBIA NITROGEN RD		AUGUSTA	GA	ERNS
30901	2012030952			1 COLUMBIA NITROGEN RD		AUGUSTA	GA	ERNS
30901	2012031791			1 COLUMBIA NITROGEN RD		AUGUSTA	GA	ERNS
30901	2002616056			1 COLUMBIA NITROGEN RD		AUGUSTA	GA	ERNS
30901	2014077175			1 COLUMBIA NITROGEN RD.		AUGUSTA	GA	ERNS
30901	2015125217			1 COLUMBIA NITROGEN RD.		AUGUSTA	GA	ERNS
30901	2014077540			1 COLUMBIA NITROGEN RD.		AUGUSTA	GA	ERNS
30901	2001557795			1 COLUMBIA NITROGEN ROAD		AUGUSTA	GA	ERNS
30901	S107750396	24500003	DSM CHEMICALS NORTH AMERICA, INC.	1 COLUMBIA NITROGEN ROAD		AUGUSTA	GA	AIRS
30901	2005753544			1 COLUMBIA NITROGEN ROAD		AUGUSTA	GA	ERNS
30901	2005772616			1 COLUMBIA NITROGEN ROAD		AUGUSTA	GA	ERNS
30901	2010929590			1 COLUMBIA NITROGEN ROAD		AUGUSTA	GA	ERNS
30901	2005769118			1 COLUMBIA NITROGEN ROAD		AUGUSTA	GA	ERNS
30901	2012015158			1 COLUMBIA NITROGEN ROAD		AGUSTA	GA	ERNS
30901	1016461762		DSM CHEMICALS NORTH AMERICA, LLC	1 COLUMBIA NITROGEN ROAD		AUGUSTA	GA	ICIS
30901	1000299250	01210291	QUALAWASH- AUGUSTA	1415 COLUMBIA NITROGEN ROAD		AUGUSTA	GA	TIER 2, LUST, UST
30901	S117051691		QUALAWASH- AUGUSTA	1415 COLUMBIA NITROGEN ROAD		AUGUSTA	GA	TIER 2
30901	S110820953		SHAW INDUSTRIES INC	1419 COLUMBIA NITROGEN DRIVE		AUGUSTA	GA	
30901	S121116322		COLUMBIA NITROGEN FACILITY	1419 COLUMBIA NITROGEN ROAD		AUGUSTA	GA	TIER 2

EDR ZIP Code Scan Report

ZIP	EDR-ID	Facility ID	Name	Address	Map/Dir/Dist	City	State	Databases
30901	1005425415		BOC GASES	1435 COLUMBIA NITROGEN ROAD		AUGUSTA	GA	SSTS
30901	1011973527	110038177264	UNIVAR USA INC	1455 COLUMBIA NITROGEN DR		AUGUSTA	GA	FINDS
30901	1000203887	110000611614	UNIVAR USA INC	1455 COLUMBIA NITROGEN DRIVE		AUGUSTA	GA	CORRACTS, CERCLIS, RCRAInfo-SQG, FINDS, RCRAInfo-TSDF
30901	1016146717	30903CLMBN23	PCS NITROGEN FERTILIZER LP	1460 COLUMBIA NITROGEN DR		AUGUSTA	GA	TRIS
30901	S121800138		PCS NITROGEN FERTILIZER L.P. - AUGUS	1460 COLUMBIA NITROGEN DR		AUGUSTA	GA	AIRS
30901	1016113745	110000516120	PCS NITROGEN FERTILIZER	1460 COLUMBIA NITROGEN DR		AUGUSTA	GA	FINDS
30901	1014932319		PCS NITROGEN FERTILIZER, L.P. AUGUST	1460 COLUMBIA NITROGEN ROAD		AUGUSTA	GA	RMP
30901	1015737562		PCS NITROGEN FERTILIZER L.P.	1460 COLUMBIA NITROGEN ROAD		AUGUSTA	GA	ICIS
30901	S112187247		PCS-NITROGEN FERTILIZER, L.P.	1460 COLUMBIA NITROGEN ROAD		AUGUSTA	GA	TIER 2
30901	S112258434		PCS-NITROGEN FERTILIZER, L.P.	1460 COLUMBIA NITROGEN ROAD		AUGUSTA	GA	NPDES, TIER 2, SPILLS
30901	S117052415		PCS-NITROGEN FERTILIZER, L.P.	1460 COLUMBIA NITROGEN ROAD		AUGUSTA	GA	TIER 2
30901	1000881295	GAD057281958	PCS NITROGEN FERTILIZER, L.P.	1460 COLUMBIA NITROGEN ROAD		AUGUSTA	GA	CORRACTS, US ENG CONTROLS, SPILLS, RCRAInfo-LQG
30901	1016173446		PCS NITROGEN FERTILIZER, L.P. AUGUST	1460 COLUMBIA NITROGEN ROAD		AUGUSTA	GA	RMP
30901	1022960198	110069614885	FIBRANT LLC	1472 COLUMBIA NITROGEN DR		AUGUSTA	GA	FINDS, TRIS, TSCA
30901	1018161899	30903DSMRS31	DSM COATING RESINS INC	1472 COLUMBIA NITROGEN DR		AUGUSTA	GA	TRIS
30901	1017811274	110064351810	DSM CHEMICALS NORTH AMERICA	1472 COLUMBIA NITROGEN DR		AUGUSTA	GA	FINDS
30901	1007118386	GAR000009068	DSM COATING RESINS INC	1472 COLUMBIA NITROGEN DR		AUGUSTA	GA	RCRAInfo-SQG
30901	S118160585		FIBRANT, LLC	1472 COLUMBIA NITROGEN DRIVE		AUGUSTA	GA	NPDES, TIER 2
30901	1000106586	110000359521	FIBRANT, LLC	1472 COLUMBIA NITROGEN ROAD		AUGUSTA	GA	CORRACTS, RMP, US ENG CONTROLS, ICIS, FINDS, SPILLS, RCRAInfo-LQG, RCRAInfo-TSDF, RAATS
30901	1004462541	GAD981242837	PRAXAIR, INC. - 500 AUGUSTA	1479 COLUMBIA NITROGEN RD		AUGUSTA	GA	RCRA-CESQG
30901	S117049523		PRAXAIR, INC. - AUGUSTA	1479 COLUMBIA NITROGEN ROAD		AUGUSTA	GA	TIER 2
30901	S113908819		PRAXAIR, INC. - AUGUSTA	1479 COLUMBIA NITROGEN ROAD		AUGUSTA	GA	TIER 2
30901	1014200335		PRAXAIR - AUGUSTA, GA C02 PLANT	1479 COLUMBIA NITROGEN ROAD		AUGUSTA	GA	TSCA
30901	1016932177		CHEMTRADE SOLUTIONS, LLC	1580 COLUMBIA NITROGEN DR		AUGUSTA	GA	ICIS
30901	S121798058		CHEMTRADE SOLUTIONS LLC - AUGUSTA	1580 COLUMBIA NITROGEN DR		AUGUSTA	GA	AIRS
30901	1014199030		GENERAL CHEM PERFORM PRODS - AUG	1580 COLUMBIA NITROGEN DRIVE		AUGUSTA	GA	TSCA
30901	1005447730	30901PRDTCCO	CHEMTRADE SOLUTIONS LLC-AUGUSTA	1580 COLUMBIA NITROGEN RD		AUGUSTA	GA	TRIS
30901	S107773426	FATR200648R9SE01Y57A -- GENERAL CHEMICAL LLC - AUGUSTA WORKS -- 1580 COLUMBIA NITROGEN ROAD				AUGUSTA	GA	TIER 2
30901	1011825720		GENERAL CHEMICAL LLC, AUGUSTA PLA	1580 COLUMBIA NITROGEN ROAD		AUGUSTA	GA	RMP
30901	S117051661		AUGUSTA PLANT	1580 COLUMBIA NITROGEN ROAD		AUGUSTA	GA	TIER 2
30901	S103540027		AUGUSTA FACILITY	1580 COLUMBIA NITROGEN ROAD		AUGUSTA	GA	NPDES, TIER 2, SPILLS
30901	1000249472	1210304	AUGUSTA PLANT	1580 COLUMBIA NITROGEN ROAD		AUGUSTA	GA	TIER 2, LUST, UST
30901	S112372151		ABOVE	23 COLUMBIA NITRATE DR		AUGUSTA	GA	
30901	S112372561		ARCADIAN FERTILIZER CO	23 COLUMBIA NITRATE RD		AUGUSTA	GA	
30901	1012217196	110040492874	GCP APPLIED TECHNOLOGIES, INC.	23 COLUMBIA NITROGEN DR		AUGUSTA	GA	FINDS
30901	1016462603		PCS NITROGEN FERTILIZER	23 COLUMBIA NITROGEN DR		AUGUSTA	GA	ICIS
30901	2003639557			23 COLUMBIA NITROGEN DR		AUGUSTA	GA	ERNS
30901	1007089480		PCS NITROGEN FERTILIZER AUGUSTA PL	23 COLUMBIA NITROGEN DR.		AUGUSTA	GA	TSCA
30901	S104884692		NELSON BROTHERS, LLC - AUGUSTA, GA	23 COLUMBIA NITROGEN ROAD		AUGUSTA	GA	TIER 2, SPILLS
30901	S101527191		NELSON BROTHERS, LLC - AUGUSTA, GA	23 COLUMBIA NITROGEN ROAD		AUGUSTA	GA	TIER 2, SPILLS
30901	S107774346	FATR2006487H4R03LGT5 -- NELSON BROTHERS, LLC - AUGUSTA, GA -- 23 COLUMBIA NITROGEN ROAD				AUGUSTA	GA	TIER 2
30901	S117052687		NELSON BROTHERS, LLC - AUGUSTA, GA	23 COLUMBIA NITROGEN ROAD		AUGUSTA	GA	TIER 2
30901	1017811273	110064351801	AUGUSTA INDUSTRIAL SERVICES	27 COLUMBIA NITROGEN DR		AUGUSTA	GA	FINDS
30901	1000427964	GAD981225964	AUGUSTA INDUSTRIAL SERVICES	27 COLUMBIA NITROGEN DR		AUGUSTA	GA	RCRA-NonGen
30901	S107750399	324500128	DSM RESINS U.S.	31 COLUMBIA NITROGEN		AUGUSTA	GA	AIRS, TIER 2
30901	1016113108	110000359530	DSM COATING RESINS	31 COLUMBIA NITROGEN DR		AUGUSTA	GA	FINDS
30901	S117053348		DSM POWDER COATING RESINS, INC	31 COLUMBIA NITROGEN ROAD		AUGUSTA	GA	TIER 2
30901	9051541			COLUMBIA NITROGEN PLANT	**	AUGUSTA	GA	ERNS
30901	1012089630	110038670863	AUGUSTA ENERGY, LLC	COLUMBIA NITROGEN RD		AUGUSTA	GA	FINDS
30901	1015733247	GAD000603522	CHEMICAL LEAMAN TANK LINES INC	COLUMBIA NITROGEN RD		AUGUSTA	GA	CERCLIS-NFRAP, RCRA-CESQG
30901	1008372525	GAR000040873	SOUTHERN NAT GAS AUGUSTA #2 METEI	COLUMBIA NITROGEN RD	**	AUGUSTA	GA	RCRA-NonGen
30901	S121797600		AUGUSTA ENERGY, LLC	COLUMBIA NITROGEN RD		AUGUSTA	GA	AIRS
30901	1008217905	110022308929	SOUTHERN NAT GAS AUGUSTA #2 METEI	COLUMBIA NITROGEN RD		AUGUSTA	GA	FINDS
30901	97380209			COLUMBIA NITROGEN RD	**	AUGUSTA	GA	ERNS
30901	S107750633	24500008	GENERAL CHEMICAL CORP., AUGUSTA P	COLUMBIA NITROGEN RD.		AUGUSTA	GA	AIRS
30901	1014694901	110040933620	GENERAL CHEMICAL CORP., AUGUSTA P	COLUMBIA NITROGEN RD.		AUGUSTA	GA	FINDS
30901	93178514			COLUMBIA NITROGEN ROAD	**	AUGUSTA	GA	ERNS
30901	92135752			COLUMBIA NITROGEN ROAD	**	AUGUSTA	GA	ERNS
30901	S109508237		PRAXAIR, INC.	COLUMBIA NITROGEN ROAD		AUGUSTA	GA	TIER 2
30901	92113194			COLUMBIA NITROGEN ROAD	**	AGUSTA	GA	ERNS
30901	2006814902			COLUMBIA NITROGEN ROAD	**	AUGUSTA	GA	ERNS
30901	S112372519		DSM CHEMICALS,INC.	1 COLUMBIA-NITROGEN RD.		AUGUSTA	GA	
30901	2003704165			COLUNBIA NITROGEN ROAD	**	AUGUSTA	GA	ERNS
30901	1023643090	110070052243	C. H. TERRELL ACADEMY	1336 CONKLIN AVENUE		AUGUSTA	GA	FINDS
30901	S107667407		MABUS LANDFILL	SE CORNER OF CAROLINA ST & GORDON	**	AUGUSTA	GA	SWF/LF
30901	1019979176		EAST BOUNDARY CLEANERS INC	420 COST BOUNDARY	**	AUGUSTA	GA	EDR Historical Cleaners

EDR ZIP Code Scan Report

ZIP	EDR-ID	Facility ID	Name	Address	Map/Dir/Dist	City	State	Databases
30901	S121799003		GRANITEVILLE CO	510 COTTAGE STREET		AUGUSTA GA	GA	AIRS
30901	S107750783	324500099	GRANITEVILLE CO	510 COTTAGE STREET	**	AUGUSTA	GA	AIRS
30901	1016935049		GRANITEVILLE CO	510 COTTAGE STREET	**	AUGUSTA GA	GA	
30901	1004463918	110001423184	GRANITEVILLE CO	510 COTTAGE STREET	**	AUGUSTA	GA	FINDS
30901	1003869608	GAD984317578	JENKINS SCHOOL	101 DAN BOWLES RD		AUGUSTA	GA	CERCLIS-NFRAP
30901	S113245296		MIDDLETON'S SANITATION	197 DAN BOWLES ROAD		AUGUSTA	GA	SWF/LF
30901	1007118539	GAR000026138	GOLDBERG BROTHERS HSI SITE	241 DAN BOWLES RD		AUGUSTA	GA	RCRA-NonGen
30901	1007219516	110016751237	GOLDBERG BROTHERS HSI SITE	241 DAN BOWLES RD		AUGUSTA	GA	FINDS
30901	S103224277	10365	GOLDBERG BROTHERS	241 DAN BOWLES ROAD		AUGUSTA	GA	SHWS
30901	1022992337		CAMPBELL RECYCLING	250 DAN BOWLES RD		AUGUSTA	GA	
30901	1023637316	110070046075	CAMPBELL RECYCLING	250 DAN BOWLES RD		AUGUSTA	GA	FINDS
30901	S117388782		CAMPBELL RECYCLING	250 DAN BOWLES RD		AUGUSTA	GA	BROWNFIELDS, NPDES
30901	S103439967		GA POWER: SOUTH AUGUSTA SUBSTATI(	DAN BOWLES RD.		AUGUSTA	GA	NON HSI
30901	S113245303		BARTON TRANSIT COMPANY	1225 DANTIGNAC STREET		AUGUSTA	GA	SWF/LF
30901	1021865374		CARPENTER & UPHOLSTERY COMPANY	925 DANTIGNAC ST		AUGUSTA	GA	EDR Historical Auto Stations
30901	S105707755		DANTIGNAL STREET SITE	916 DANTIGNAL STREET	49, SSW, 1/2 - 1	AUGUSTA	GA	NON HSI
30901	S110591937		DEANS BRIDGE ROAD AYA 343 C/S	3240 DEANS BRIDGE ROAD		AUGUSTA	GA	TIER 2
30901	2002616721			1449 DOUG BERNARD PKWY		AUGUSTA	GA	ERNS
30901	S110694442		SOUTHERN PIK-A-PART	1550 DOUG BERNARD PKWY		AUGUSTA	GA	NPDES
30901	1014694930	110041874923	1708 DOUGLAS STREET	1708 DOUGLAS STREET		AUGUSTA	GA	FINDS
30901	U004249933		PAINE COLLEGE PROPERTY	1268 DRUID PARK AVE		AUGUSTA	GA	UST
30901	S116735433		PAINE COLLEGE PROPERTY	1268 DRUID PARK AVE		AUGUSTA	GA	LUST
30901	1014694798	110041874889	2235 DRYER PLACE	2235 DRYER PLACE	**	AUGUSTA	GA	FINDS
30901	1007468060	110017420520	AUGUSTA ENERGY CENTER	650 DUNDEE ROAD SUITE 350		AUGUSTA	GA	FINDS
30901	S113245276		BARTON & BARTON CONTRACTING OF AU	1225 E'ANTIGNAC STREET, UNIT 2	**	AUGUSTA	GA	SWF/LF
30901	1016299114	110011887592	SHERMAN & HEMSTREET, INC.	123 EIGHTH STREET		AUGUSTA	GA	FINDS
30901	1005624342		SHERMAN & HEMSTREET, INC.	123 EIGHTH STREET		AUGUSTA	GA	FTTS
30901	U001483446	01210376	US POSTAL SERVICE VEHICLE MAINTE	525 EIGHTH ST		AUGUSTA	GA	LUST, UST
30901	1000427969	GAD984279539	AUGUSTA GAS LIGHT (COAL GAS FACILIT	805 EIGHTH STREET		AUGUSTA	GA	CERCLIS-NFRAP
30901	U001483447	1210382	T HARRY GARRETT ELEM SCHOOL	1100 EISENHOWER DR		AUGUSTA	GA	LUST, UST
30901	S108416399	FATR20064X5B860368A9 -- LEVEL 3 - AUGUSTA -- 419 ELEVENTH STREET				AUGUSTA	GA	TIER 2
30901	1004688552	GAR000027839	AUGUSTA BEARING WORKS	610 ELEVENTH ST		AUGUSTA	GA	RCRA-NonGen
30901	1016216850	110006547059	AUGUSTA BEARING WORKS	610 ELEVENTH ST		AUGUSTA	GA	FINDS
30901	1000886691	110009357285	AUGUSTA IRON & STEEL WORKS INC	636 ELEVENTH ST		AUGUSTA	GA	RCRA-NonGen, FINDS
30901	S107749840	324500044	AUGUSTA IRON & STEEL WORKS INC	636 ELEVENTH ST.		AUGUSTA	GA	AIRS, SPILLS
30901	S117051898		VERIZON WIRELESS AUGUSTA MTSO (ID:	1490 ELLIS ST		AUGUSTA	GA	TIER 2
30901	S110591856		AUGUSTA MTSO & C/S #208	1490 ELLIS ST		AUGUSTA	GA	TIER 2
30901	1007128324		WHITE OAK DEVELOPMENT	209A ELLIS STREET		AUGUSTA	GA	FTTS
30901	S116496084		OLDE TOWNE CLEANERS	631 ELLIS STREET		AUGUSTA	GA	DRYCLEANERS
30901	1018573026		KAM LEE LAUNDRY	637 ELLIS ST		AUGUSTA	GA	EDR Historical Cleaners
30901	S116496355		SILVERSTEIN'S CLEANERS	701 ELLIS STREET		AUGUSTA	GA	DRYCLEANERS
30901	1000823008	110005703621	ONE HOUR CLEANERIZING	702 ELLIS ST		AUGUSTA	GA	DRYCLEANERS, RCRA-NonGen, FINDS
30901	2012031815			1765 ESSIE MCINTYRE BLVD	**	AUGUSTA	GA	ERNS
30901	S103439965		FIRST UNION NATIONAL BANK	FENWICK ST. @ 7TH STREET	45, South, 1/2 - 1	AUGUSTA	GA	NON HSI
30901	S103224303		FIRST UNION NATIONAL BANK TRACT 'A'	FENWICK STREET AT 10TH STREET	40, SSW, 1/2 - 1	AUGUSTA	GA	DEL SHWS
30901	S107750099	324500014	CASTLEBERRYS FOOD CO (PBR)	1621 FIFTEENTH ST.		AUGUSTA	GA	AIRS
30901	U004188916		SHORT STOP #2	1714 FIFTEENTH ST		AUGUSTA	GA	UST
30901	S111026682		SHORT STOP #2	1714 FIFTEENTH ST		AUGUSTA	GA	LUST
30901	1006773643	110013429307	PENGUIN	1714 FIFTEENTH ST		AUGUSTA	GA	FINDS
30901	1004463709	110001424539	DEPT. OF VETERAN'S AFFAIRS - CHARLIE	950 FIFTEENTH ST		AUGUSTA	GA	FINDS
30901	S107752327	324500059	USVA VETERANS ADMIN H	950 FIFTEENTH ST		AUGUSTA	GA	AIRS
30901	S112371695		BURNING	FIFTEENTH STREET	**	AUGUSTA	GA	
30901	97389570			#1 FIFTH ST.	**	AUGUSTA	GA	ERNS
30901	1006773146	9121179	FORMER COCA COLA BUILDING	102 FIFTH ST		AUGUSTA	GA	LUST, UST
30901	1000461351	GAD981278062	RICHARDS BODY WORKS INC	1155 FIFTH ST		AUGUSTA	GA	RCRA-CESQG
30901	1012088050	110038669820	PHOENIX OIL CO	625 FIFTH ST		AUGUSTA	GA	FINDS
30901	S107774569		PHOENIX OIL COMPANY	625 FIFTH STREET		AUGUSTA	GA	BROWNFIELDS, NON HSI
30901	U001487082	04150003	GA PACIFIC CORP	999 FIFTH ST		AUGUSTA	GA	LUST, UST
30901	S112373793		OILY SUBSTANCE-YARD	477 FINWICK ROAD		RICHMOND	GA	
30901	1004463382	110007089113	SEABOARD COASTLINE CORP	FOSTERS LN		AUGUSTA	GA	AIRS, FINDS
30901	1024089293	TNN000406510	MAGPRO COMPANY MAGNESIUM FIRE	245 FOUNDRY LANE		CAMDEN	TN	CERCLIS
30901	1014694794	110041874825	1418 GARRETT LANE	1418 GARRETT LANE		AUGUSTA	GA	FINDS
30901	2000521071			100 GLASS FACTORY AVE	**	AUGUSTA	GA	ERNS
30901	99504698			100 GLASS FACTORY AVE	**	AUGUSTA	GA	ERNS
30901	1000173344	GAD042125146	AUGUSTA CHEMICAL PLANT	1010 GLASS FACTORY AVE		AUGUSTA	GA	CORRACTS, CERCLIS-NFRAP, RCRA-NonGen, SPILLS, RCRAInfo-TSDF
30901	1016113106	110000359503	BLACKMAN UHLER CHEMICAL COMPANY	1010 GLASS FACTORY AVE.		AUGUSTA	GA	FINDS
30901	1007088322		BLACKMAN UHLER CHEMICAL COMPANY	1010 GLASS FACTORY AVE.		AUGUSTA	GA	ICIS, TSCA

EDR ZIP Code Scan Report

ZIP	EDR-ID	Facility ID	Name	Address	Map/Dir/Dist	City	State	Databases
30901	1024145464		FORMER AUGUSTA CHEMICAL PLANT ES	1010 GLASS FACTORY AVENUE		AUGUSTA	GA	
30901	1011816857		BLACKMAN UHLER CHEMICAL COMPANY	1010 GLASS FACTORY AVENUE		AUGUSTA	GA	RMP
30901	U001483199	1210074	GLASS FACTORY PLANT	1032 GLASS FACTORY AVE		AUGUSTA	GA	UST
30901	S121800976		SYNALLOY, BLACKMAN UHLER. CHEMICA	GLASS FACTORY AVENUE		AUGUSTA	GA	AIRS
30901	1022127136		THE PUMPING STATION	1202 GORDON HWY		AUGUSTA	GA	EDR Historical Auto Stations
30901	S112371080		BP AUTO EXPRESS	1228 GORDON HIGHWAY		AUGUSTA	GA	
30901	1009614121		AUGUSTA AUTO-TRUCK RUST PRFG*	1230 GORDON HWY		AUGUSTA	GA	EDR Historical Auto Stations
30901	1000859958	110005278760	LJL TRUCK CENTER INC	1231 GORDON HWY		AUGUSTA	GA	RCRA-NonGen, FINDS
30901	S113245236		MECO INC. OF AUGUSTA	1234 GORDON PARK ROAD		AUGUSTA	GA	SWF/LF
30901	1020560200		RACETRAC PETROLEUM INC	1236 GORDON HWY		AUGUSTA	GA	EDR Historical Auto Stations
30901	S111074343		MCTEER FOOD AND FUEL	1237 GORDON HIGHWAY		AUGUSTA	GA	SHWS
30901	A100334078		MCTEER FOOD & FUEL	1237 GORDON HIGHWAY		AUGUSTA	GA	AST
30901	U003003232	01210275	HARDIYOGI LLC DBA LUCKY SPOT MART	1237 GORDON HWY		AUGUSTA	GA	BROWNFIELDS, LUST, UST
30901	1000860279	110005705433	MAYS INTERNATIONAL TRUCKS	1237 GORDON PARK RD		AUGUSTA	GA	RCRA-NonGen, FINDS
30901	1000449437	GAD981276066	MAYS INTERNATIONAL TRUCKS	1237 GORDON PARK RD		AUGUSTA	GA	RCRA-NonGen
30901	A100334026		MODERN ROOFING	1241 GORDON PARK ROAD		AUGUSTA	GA	AST
30901	S117050494		MACHINE AND WELDING SUPPLY COMPA	1245 GORDON PARK ROAD		AUGUSTA	GA	TIER 2
30901	S107774081	FATR20063JC06A002VXG -- MACHINE AND WELDING SUPPLY		COMPANY DBA ARC3 GASES SOUTH-AG -- 1245 G(		AUGUSTA	GA	TIER 2
30901	1021474470		MACS CITGO SERVICE STATION	1269 GORDON HWY		AUGUSTA	GA	EDR Historical Auto Stations
30901	U003007256	09121022	BEAM OIL CO DIV OF WITCO CORP	1271 GORDON HWY		AUGUSTA	GA	LUST, UST
30901	1021089042		SUNOCO INC	1271 GORDON HWY		AUGUSTA	GA	EDR Historical Auto Stations
30901	1007279157		GENERAL ELECTRIC APPARATUS SERVIC	1340 GORDON HIGHWAY		AUGUSTA	GA	FTTS
30901	S121800345		QUALITY ASPHALT, LLC	1340 GORDON HIGHWAY		AUGUSTA	GA	AIRS
30901	S107750634	324500170	FORMER REPAIR SHOP	1340 GORDON HIGHWAY		AUGUSTA	GA	AIRS, NON HSI
30901	1005692290	110006176066	GENERAL ELECTRIC APP SERV	1340 GORDON HWY		AUGUSTA	GA	ICIS, FINDS
30901	1022994769		QUALITY ASPHALT LLC	1340 GORDON HWY		AUGUSTA	GA	
30901	A100334027		SPENCE LUMBER COMPANY	1340 GORDON HWY		AUGUSTA	GA	AST
30901	1023640452	110070049537	QUALITY ASPHALT LLC	1340 GORDON HWY		AUGUSTA	GA	FINDS
30901	1004463499	GAD984279612	GE AUGUSTA APPARATUS SER CTR	1340 GORDON HWY		AUGUSTA	GA	PADS
30901	1009614231		BP EXPLORATION & OIL INC	1342 GORDON HWY		AUGUSTA	GA	EDR Historical Auto Stations
30901	S122422025		RUSH TRUCK CENTER OF GEORGIA	1357 GORDON HIGHWAY		AUGUSTA	GA	NON HSI
30901	S117054302		YANCEY BROS. CO. - AUGUSTA YTC SOU	1357 GORDON HWY		AUGUSTA	GA	TIER 2
30901	S112187428		YANCEY BROS. CO. - AUGUSTA	1357 GORDON HWY		AUGUSTA	GA	TIER 2
30901	S113909202		YANCEY BROS. CO. - AUGUSTA	1357 GORDON HWY		AUGUSTA	GA	TIER 2
30901	1005525316	110001414979	SMITTY'S AUTO SERVICE	1428 GORDON HIGHWAY		AUGUSTA	GA	FINDS
30901	S110693577		AUGUSTA STEEL AND METAL CO	1468 GORDON HWY		AUGUSTA	GA	NPDES
30901	1022978062	110070014415	AUGUSTA STEEL AND METAL CO	1468 GORDON HWY		AUGUSTA	GA	FINDS
30901	1006791812	110013612536	GORDON HWY AMOCO	1499 GORDON HWY		AUGUSTA	GA	FINDS
30901	1021327204		M S D INC	1499 GORDON HWY		AUGUSTA	GA	EDR Historical Auto Stations
30901	U001492960	9121023	FAST GAS	1499 GORDON HWY		AUGUSTA	GA	LUST, UST
30901	1015884128	110044869648	FORMER SUPER INN	1602 GORDON HWY.		AUGUSTA	GA	ICIS, FINDS
30901	1021785356		SIMONS ENCO SERVICE CENTER	1659 GORDON WY	**	AUGUSTA	GA	EDR Historical Auto Stations
30901	1020129741		PUMPING STATION INC	2202 GORDON HWY		AUGUSTA	GA	EDR Historical Auto Stations
30901	S112370660		FORD MOTOR COMPANY	GORDON HIGHWAY	**	AUGUSTA	GA	
30901	1006773567	110013428549	HOWARD SHEPPARD INC	3980 GOSHEN INC BLVD		AUGUSTA	GA	FINDS
30901	U003007291	9121152	HOWARD SHEPPARD INC	3980 GOSHEN INC BLVD		AUGUSTA	GA	UST
30901	1000703560	110005693801	NORTHERN CAN SYSTEMS OF GEORGIA	1520 GOVERNMENT ROAD		AUGUSTA	GA	RCRA-NonGen, FINDS
30901	1014694796	110041874852	2108 GRAND BOULEVARD	2108 GRAND BOULEVARD		AUGUSTA	GA	FINDS
30901	1006792139	9121083	MAXWELL HOUSE APARTMENTS	1002 GREEN ST		AUGUSTA	GA	UST
30901	1021450678		MALLETT JAMES P	1201 GREEN ST	**	AUGUSTA	GA	EDR Historical Auto Stations
30901	1020788526		BENTLEY & JACKSON SERVICE STN	1201 GREEN STREET	**	AUGUSTA	GA	EDR Historical Auto Stations
30901	S113245262		SALVATION ARMY	1383 GREEN STREET	**	AUGUSTA	GA	SWF/LF
30901	S121799002		GRANITEVILLE CO	1450 GREEN STREET		AUGUSTA	GA	AIRS
30901	S113245270		SIG COX, INC.	1431 GREENE STREET	32, West, 1/4 - 1/2	AUGUSTA	GA	SWF/LF
30901	U001492964	9121027	AUGUSTA NET INC	1439 GREENE ST	33, West, 1/4 - 1/2	AUGUSTA	GA	LUST, UST
30901	1006773670	110013429584	RADIO CAB	1439 GREENE ST		AUGUSTA	GA	FINDS
30901	1001218333	110005707146	ENTERPRISE MILL LLC	1450 GREENE ST		AUGUSTA	GA	RCRA-NonGen, FINDS
30901	1010020600	110028017928	GRANITEVILLE CO	1450 GREENE STREET		AUGUSTA	GA	FINDS
30901	1022214713		J & H STORES INC	1453 B GREENE STREET	**	AUGUSTA	GA	EDR Historical Auto Stations

EDR ZIP Code Scan Report

ZIP	EDR-ID	Facility ID	Name	Address	Map/Dir/Dist	City	State	Databases
30901	1021446609		J & H STORES INC	1453 GREENE ST B		AUGUSTA	GA	EDR Historical Auto Stations
30901	U003296397	9121196	HOUGHTON ELEMENTARY SCHOOL	333 GREENE STREET		AUGUSTA	GA	LUST, UST
30901	1023543369	110069999066	HERITAGE ACADEMY	333 GREENE STREET		AUGUSTA	GA	FINDS
30901	1006788981	110013583951	TRAILWAYS INC	638 GREENE ST		AUGUSTA	GA	FINDS, LUST, UST
30901	1020239545		PARAMOUNT SERVICE STATION	701 GREENE ST		AUGUSTA	GA	EDR Historical Auto Stations
30901	1022982055	110070018418	AUGUSTA LIBRARY - NEW AUGUSTA UTIL	902 GREENE ST		AUGUSTA	GA	FINDS
30901	1006806529	110013421412	BST AGSTGAMT R3502	937 GREENE ST		AUGUSTA	GA	RCRA-NonGen, FINDS
30901	1024134734		SUMMIT SELF STORAGE AT RIVERWATCH	2955 GUN CLUB ROAD		AUGUSTA	GA	
30901	1020335385		JOHNSON 66 STATION	#1 GWINNETT ST	**	AUGUSTA	GA	EDR Historical Auto Stations
30901	1009613848		WALKERS PHILLIPS 66 SV STN	1 GWINNETT ST		AUGUSTA	GA	EDR Historical Auto Stations
30901	1009613873		STURGIS & SONS FINA	101 GWINNETT ST EXT		AUGUSTA	GA	EDR Historical Auto Stations
30901	1009614030		THOMAS ENCO SERVICE	1142 GWINNETT ST	**	AUGUSTA	GA	EDR Historical Auto Stations
30901	1021679115		THOMAS ENCO SERVICE	1142 GWINNETT STREET	**	AUGUSTA	GA	EDR Historical Auto Stations
30901	1009616123		BRYANTS AUTO SERVICE CENTER	959 GWINNETT	**	AUGUSTA	GA	EDR Historical Auto Stations
30901	U003004154	09000414	RYDER TRUCK RENTAL INC	315 HALE ST		AUGUSTA	GA	LUST, UST
30901	U001483429	1210352	PETER H CRAIG ELEM SCHOOL	400 HALE ST		AUGUSTA	GA	LUST, UST
30901	1001218386	110001424584	REMOVAL & ABATEMENT TECHNOLOGY	609 HALE ST		AUGUSTA	GA	RCRA-NonGen, FINDS
30901	S110592068		LEVEL 3 - AUGUSTA2	609 HALE STREET		AUGUSTA	GA	TIER 2
30901	S107751946	324500080	LEVEL 3 - AUGUSTA 2	609 HALE STREET		AUGUSTA	GA	AIRS, TIER 2
30901	S102329183		REMOVAL & ABATEMENT TECHNOLOGIES	609 HALE STREET		AUGUSTA	GA	SWF/LF, SPILLS
30901	S110591431		GARDEN WALK APARTMENTS	701 HALL STREET		AUGUSTA	GA	NON HSI
30901	S113245282		COVAN WORLD WIDE MOVING	1133 HARDY COURT		AUGUSTA	GA	SWF/LF
30901	U003007298	9121163	OLD RICHMOND COUNTY HEALTH BLDG	HARPER ST		AUGUSTA	GA	UST
30901	S120785287		CARAUSTAR AUGUSTA RECUT	1414 HAYES DR		AUGUSTA	GA	NPDES
30901	1023643125	110070052279	CARAUSTAR AUGUSTA RECUT	1414 HAYES DR		AUGUSTA	GA	FINDS
30901	1015936699	110046393130	AUGUSTA INDUSTRIAL COATINGS INC	911 HAYES DR		AUGUSTA	GA	FINDS
30901	1014952425	GAR000067405	AUGUSTA INDUSTRIAL COATINGS INC	911 HAYES DR		AUGUSTA	GA	RCRA-CESQG
30901	1000688256	110005283013	AUGUSTA HOUSING AUTHORITY	1698 HUNTER ST		AUGUSTA	GA	RCRA-NonGen, FINDS
30901	S113245241		WALTON REHABILITATION HOSPITAL	1355 INDEPENDENCE DRIVE		AUGUSTA	GA	SWF/LF
30901	2003702915			3005 INTERNATIONAL BLVD.		AUGUSTA	GA	ERNS
30901	1024146042		WALTON GREEN: LEGACY PHASE III	INTERSECTION OF SWANEE QUINTET RD		AUGUSTA	GA	
30901	S122422021		LANEY WALKER BETHLEHEM PROPERTY	INTERSECTION OF TWIGGS STREET & AS		AUGUSTA	GA	NON HSI
30901	1000131058	GAD981003874	NEW SAVANNAH ROAD LDFL	JCT GORDON HWY/NEW SAVANNAH RD		AUGUSTA	GA	CERCLIS-NFRAP
30901	1020585509		ASHLEY WEEKS TRANSMISSION	1308 JONES ST		AUGUSTA	GA	EDR Historical Auto Stations
30901	1006773359	110013426444	PANTRY #3270 DBA DEPOT	1494 JONES ST		AUGUSTA	GA	FINDS, UST
30901	1020735251		PANTRY INC	1494 JONES ST		AUGUSTA	GA	EDR Historical Auto Stations
30901	U001483391	1210305	SEABOARD RR/DIESEL SHOP	1507 JORDAN RD		AUGUSTA	GA	UST
30901	1006791306	110013607427	EAST AUGUSTA MIDDLE SCHOOL	320 KENTUCKY AVE		AUGUSTA	GA	FINDS
30901	1004686217	110005280739	CIRCLE K #8018	1770 KISSINGBOWER		AUGUSTA	GA	RCRA-NonGen, FINDS
30901	A100334096		CIRCLE K #5584	1501 LANCY WALKER ROAD	**	AUGUSTA	GA	AST
30901	1016299116	110011887618	LEON GHITTER REAL ESTATE	1932 LANCY WALKER BLVD	**	AUGUSTA	GA	FINDS
30901	1005624344		LEON GHITTER REAL ESTATE	1932 LANCY WALKER BLVD	**	AUGUSTA	GA	FTTS
30901	S113245250		UNITED BROKERAGE CO., INC.	496 LANCY WALKER BLVD.	**	AUGUSTA	GA	SWF/LF
30901	U001483427	01210350	LUCY LANEY HIGH SCHOOL	1339 LANE WALKER BLVD		AUGUSTA	GA	LUST, UST
30901	1020249697		STURGIS JAMES & SONS EXXON SV	101 LANEY WALKER BLVD	**	AUGUSTA	GA	EDR Historical Auto Stations
30901	A100334030		AUGUSTA WHOLESALE	103 LANEY WALKER BLVD		AUGUSTA	GA	AST
30901	U001483295	01210197	CLAUSSEN CONCRETE CO/MAIN PLANT	109 -111 LANEY WALKER BLVD EXT	**	AUGUSTA	GA	LUST, UST
30901	1000860261	GAD984320994	CLAUSSEN CONCRETE CO	109 LANEY WALKER BLVD	**	AUGUSTA	GA	RCRA-NonGen
30901	1009613975		JOHNSON S UNION 76	1101 LANEY WALKER BLVD		AUGUSTA	GA	EDR Historical Auto Stations
30901	S117052925		AUGUSTA CONCRETE PLANT	111 LANEY WALKER BLVD		AUGUSTA	GA	TIER 2
30901	S121798513		EARTH CARE RECYCLING	111 LANEY WALKER BLVD		AUGUSTA	GA	AIRS
30901	1023625152	110070032185	AUGUSTA CONCRETE/BLOCK PLANT	111 LANEY WALKER BLVD.		AUGUSTA	GA	FINDS
30901	S108415840	FATR20063KMVDT02SJN1 -- AUGUSTA CONCRETE/BLOCK PLANT -- 111 LANEY WALKER BLVD.			**	AUGUSTA	GA	NPDES, TIER 2
30901	1012217253	110040493793	LAFARGE AUGUSTA CONCRETE PLANT	111 LANEY WALKER RD		AUGUSTA	GA	FINDS
30901	1008379483	110022447770	ARGOS AUGUSTA CONCRETE CO	111 LANEY WALKER RD		AUGUSTA	GA	FINDS, TRIS
30901	U001483234	01210111	LANEY WALKER EXXON	1136 LANEY WALKER BLVD		AUGUSTA	GA	LUST, UST
30901	1009614025		LANEY WALTER EXXON	1136 LANEY WALKER BLVD		AUGUSTA	GA	EDR Historical Auto Stations
30901	1000427956	GAD990740771	AUGUSTA WOOD PRESERVING CO INC	115 LANEY WALKER BLVD		AUGUSTA	GA	CERCLIS-NFRAP, RCRA-NonGen,

EDR ZIP Code Scan Report

ZIP	EDR-ID	Facility ID	Name	Address	Map/Dir/Dist	City	State	Databases
								PRP
30901	S107771913	FATR200646FHH	80027FS -- AUGUSTA WOOD PRESERVING --	115 LANEY WALKER BLVD. EXT.	**	AUGUSTA	GA	TIER 2
30901	U003984468	9000465	JET (FORMER)	12 LANEY WALKER BLVD		AUGUSTA	GA	LUST, UST
30901	S112371811		RICHMOND BRD OF ED.	1324 LANEY WALKER RD.		AUGUSTA	GA	
30901	1001227523	110066983321	LAFARGE BUILDING MATERIALS INC	201 LANEY WALKER BLVD		AUGUSTA	GA	RCRA-NonGen, FINDS
30901	S108994282		GEORGIA MASONRY SUPPLY AUGUSTA	207 LANEY WALKER BLVD		AUGUSTA	GA	TIER 2
30901	1012136076	110039168138	C.A. REID SR. MEMORIAL FUNERAL HOME	314-A LANEY WALKER EXT		AUGUSTA	GA	ICIS, FINDS
30901	1001123242	110005712425	MCJUNKIN CONTROLS	519 LANEY WALKER BLVD		AUGUSTA	GA	RCRA-NonGen, FINDS
30901	U001483157	01210024	GELCO TRUCK LEASING	525 LANEY WALKER BLVD		AUGUSTA	GA	LUST, UST
30901	1000507191	110005698094	CINTAS	529 LANEY WALKER BLVD EXT		AUGUSTA	GA	RCRA-NonGen, FINDS
30901	S117052635		CINTAS LOC 219	529 LANEY WALKER BLVD EXT	**	AUGUSTA	GA	TIER 2
30901	U003003205	1210185	RENTAL UNIFORM SERVICE INC	529 LANEY WALKER BLVD EXT	**	AUGUSTA	GA	TIER 2, UST
30901	S121798083		CINTAS CORPORATION	529 LANEY WALKER BOULEVARD EXTENS		AUGUSTA	GA	AIRS
30901	1018382229	110069427677	CINTAS CORPORATION	529 LANEY WALKER BOULEVARD EXTENS		AUGUSTA	GA	FINDS
30901	2013050214			533 LANEY WALKER BLVD EXT		AUGUSTA	GA	ERNS
30901	S117051304		AMERICOLD LOGISTICS AUGUSTA	533 LANEY WALKER BLVD.		AUGUSTA	GA	TIER 2
30901	S108118314		AMERICOLD LOGISTICS AUGUSTA	533 LANEY WALKER BLVD.		AUGUSTA	GA	TIER 2, SPILLS
30901	A100334041		A.B. BEVERAGE COMPANY	537 LANEY WALKER BLD. EXT.		AUGUSTA	GA	AST
30901	1016280172	110009358934	ENVIRONMENTAL COMPLIANCE CORP	702 LANEY WALKER BLVD EXT		AUGUSTA	GA	FINDS
30901	1001213432	GAR000012344	ENVIRONMENTAL COMPLIANCE CORP	702 LANEY WALKER BLVD., EXT	**	AUGUSTA	GA	RCRA-NonGen
30901	S117050584		RYDER TRANSPORTATION SERVICES #15	710 LANEY WALKER BLVD		AUGUSTA	GA	TIER 2
30901	1006772848	110013421314	RYDER TRANSPORTATION SERVICES #15	710 LANEY WALKER BLVD EXT		AUGUSTA	GA	FINDS, UST
30901	S107774891	FATR200623R97	U0029P5 -- RYDER TRANSPORTATION SERVICES #1504A --	710 LANEY WALKER BLVD EXT	**	AUGUSTA	GA	TIER 2, LUST
30901	1020896582		TEXACO FOOD MART	711 LANEY WALKER BLVD	**	AUGUSTA	GA	EDR Historical Auto Stations
30901	1020334281		WALFORD FOOD STORES INC	711 LANEY WALKER BOULEVAR	**	AUGUSTA	GA	EDR Historical Auto Stations
30901	U004060692	10001095	FIVE STAR EXPRESS	724 LANEY WALKER EXT		AUGUSTA	GA	UST
30901	U003003204	01210179	ROADWAY EXPRESS INC	725 LANEY WALKER BLVD EXT	**	AUGUSTA	GA	LUST, UST
30901	2003642329			727 LANEY WALKER BLVD		AGUSTA	GA	ERNS
30901	1022976685	110070013037	AIRGAS CARBONIC (DRY ICE PLANT)	727 LANEY WALKER BLVD EXT		AUGUSTA	GA	FINDS
30901	S117049487		A C INDUSTRIES	727 LANEY WALKER BLVD EXT	**	AUGUSTA	GA	TIER 2
30901	S109507878		A C INDUSTRIES	727 LANEY WALKER BLVD EXT	**	AUGUSTA	GA	NPDES, TIER 2, SPILLS
30901	1005965779	110000359460	AC INDUSTRIES	727 LANEY WALKER BLVD EXTENSION		AUGUSTA	GA	ICIS, FINDS, TRIS
30901	1011813882		AC INDUSTRIES / AIRGAS CARBONIC	727 LANEY WALKER BLVD. EXT		AUGUSTA	GA	RMP
30901	1011813880		AC INDUSTRIES	727 LANEY WALKER BLVD. EXT.		AUGUSTA	GA	RMP
30901	S117050615		AIRGAS DRY ICE	727 LANEY WALKER BLVD. EXTENSION	**	AUGUSTA	GA	TIER 2
30901	1011813881		AC INDUSTRIES	727 LANEY WALKER BOULEVARD EXTENS		AUGUSTA	GA	RMP
30901	1016172332		AC INDUSTRIES	727 LANEY WALKER BOULEVARD EXTENS		AUGUSTA	GA	RMP
30901	S121797281		AC INDUSTRIES	727 LANEY WALKER BOULEVARD EXTENS		AUGUSTA	GA	AIRS
30901	1009320247	110024264829	NELSON BROTHERS LLC	731 LANEY WALKER BOULEVARD		AUGUSTA	GA	ICIS, FINDS
30901	1016950703		PCS NITROGEN FERTILIZER, L.P.	733 1/2 LANEY WALKER BLVD EXTENSION	**	AUGUSTA	GA	TSCA
30901	1014200222		PCS NITROGEN FERTILIZER, L.P., AUGUS	733 1/2 LANEY WALKER BOULEVARD EXT		AUGUSTA	GA	TSCA
30901	1022978113	110070014466	GCP APPLIED TECHNOLOGIES, AUGUSTA	733 LANEY WALKER BLVD		AUGUSTA	GA	FINDS
30901	S112187000		GCP APPLIED TECHNOLOGIES, AUGUSTA	733 LANEY WALKER BLVD		AUGUSTA	GA	NPDES, TIER 2
30901	1005447733	30903WRGRC73	GCP APPLIED TECHNOLOGIES INC	733 LANEY WALKER BLVD EXT		AUGUSTA	GA	TRIS
30901	2011996993			733 LANEY WALKER BLVD EXT		AUGUSTA	GA	ERNS
30901	1010043200	110028156073	LEON GHITTER REAL ESTATE	1132 LANEY-WALKER BLVD		AUGUSTA	GA	FINDS
30901	1009401451		GHITTER, LEON REAL ESTATE	1132 LANEY-WALKER BLVD.		AUGUSTA	GA	FTTS
30901	1016113104	110000359479	AUGUSTA WOOD PRESERVING CO	115 LANEY-WALKER BLVD.		AUGUSTA	GA	FINDS
30901	S104819541		AUGUSTA WOOD PRESERVING	115 LANEY-WALKER BLVD.		AUGUSTA	GA	NON HSI
30901	1017429334	110000528554	AMERICOLD, AUGUSTA - PLANT NO. 7510	533 LANEY-WALKER BLVD		AUGUSTA	GA	FINDS
30901	1012125367		AMERICOLD, AUGUSTA - PLANT NO. 7510	533 LANEY-WALKER BLVD		AUGUSTA	GA	RMP
30901	S121797432		AMERICOLD AUGUSTA	533 LANEY-WALKER BLVD.		AUGUSTA	GA	AIRS
30901	A100334045		RICHMOND SUPPLY COMPANY	601 LANEY-WALKER BLVD.		AUGUSTA	GA	AST
30901	1012040852		AMERICOLD LOGISTICS PLANT NO. 75108	533 LANEY-WLAKER BLVD		AUGUSTA	GA	RMP
30901	A100356604		FIVE STAR FUEL	724 LANIE WALKER EXT		AUGUSTA	GA	AST
30901	1006789455	110013588750	AVIS RENT A CAR SYSTEM INC	LOOP 56 BUSH FIELD AIRPORT	**	AUGUSTA	GA	FINDS
30901	96339287			1750 LOVER'S LANE		AUGUSTA	GA	ERNS
30901	96339278			1750 LOVER'S LANE		AUGUSTA	GA	ERNS
30901	1023625310	110070032343	BORAL BRICKS, INC. - THOMPSON MINE	LOVER'S LANE		AUGUSTA	GA	FINDS
30901	1023675973	GAR000081653	CVS SC DISTRIBUTION, LLC	1413 LOVERS LANE		AUGUSTA	GA	RCRA-CESQG
30901	S117051224		CVS DISTRIBUTION CENTER CVS 8703	1413 LOVERS LANE		AUGUSTA	GA	TIER 2
30901	1023708526	110070119852	CVS SC DISTRIBUTION, LLC	1413 LOVERS LANE		AUGUSTA	GA	FINDS
30901	S121116243		CVS DISTRIBUTION CENTER CVS 8703	1423 LOVERS LANE		AUGUSTA	GA	TIER 2
30901	1004686559	110001322480	AUGUSTA INDUSTRIAL SERVICES, INC.	15 LOVERS LANE		AUGUSTA	GA	RCRAInfo-SQG, FINDS
30901	1011825497		G.D. SEARLE LLC	1736 LOVERS LANE		AUGUSTA	GA	RMP
30901	1000140756	GAD039046800	GD SEARLE LLC	1736 LOVERS LANE		AUGUSTA	GA	CORRACTS, RCRA-CESQG, RCRAInfo-TSDF
30901	2004723394			1736 LOVERS LANE		AUGUSTA	GA	ERNS
30901	2004710583			1736 LOVERS LANE		AUGUSTA	GA	ERNS

EDR ZIP Code Scan Report

ZIP	EDR-ID	Facility ID	Name	Address	Map/Dir/Dist	City	State	Databases
30901	S107750595	324500055	G D SEARLE,LLC/PHARMACIA	1736 LOVERS LANE		AUGUSTA	GA	AIRS
30901	2002621187			1736 LOVERS LANE		AUGUSTA	GA	ERNS
30901	2004722052			1736 LOVERS LANE		AUGUSTA	GA	ERNS
30901	S105899544		FIBRANT SOUTH CENTER	1736 LOVERS LN		AUGUSTA	GA	NPDES, SPILLS
30901	1009650172	110027373027	SEARLE	1736 LOVERS LN		AUGUSTA	GA	ICIS, FINDS
30901	1022980726	110070017088	FIBRANT SOUTH CENTER	1736 LOVERS LN		AUGUSTA	GA	FINDS
30901	99488171			1750 LOVERS LANE		AUGUSTA	GA	ERNS
30901	U001492968	9121032	SEARLE	1750 LOVERS LANE		AUGUSTA	GA	NON HSI, UST
30901	97414519			1750 LOVERS LANE		AUGUSTA	GA	ERNS
30901	S112372356		SEARLER	1750 LOVERS LANE, PLANT SITE		AUGUSTA	GA	
30901	93188342			1750 LOVERS LN		AUGUSTA	GA	ERNS
30901	2013058991			1752 LOVERS LANE		AUGUSTA	GA	ERNS
30901	1016113109	110000359567	THE NUTRASWEET COMPANY	1762 LOVERS LANE		AUGUSTA	GA	ICIS, FINDS
30901	S117051857		THE NUTRASWEET COMPANY - AUGUSTA	1762 LOVERS LANE		AUGUSTA	GA	TIER 2
30901	S107751466	24500136	THE NUTRASWEET COMPANY	1762 LOVERS LANE		AUGUSTA	GA	AIRS, NPDES, TIER 2, SPILLS
30901	1000125214	GAD981237118	THE NUTRASWEET COMPANY	1762 LOVERS LANE		AUGUSTA	GA	CORRACTS, RCRA-CESQG, RCRAInfo-TSDF, RAATS
30901	S107751372	324500155	ELANCO AUGUSTA TECHNOLOGY CENTE	1788 LOVERS LANE		AUGUSTA	GA	AIRS, NPDES, TIER 2
30901	1007118518	GAR000022251	ELANCO AUGUSTA TECHNOLOGY CENTE	1788 LOVERS LANE		AUGUSTA	GA	RCRAInfo-SQG
30901	2004727139			1788 LOVERS LANE		AUGUSTA	GA	ERNS
30901	S117052620		ELANCO AUGUSTA TECHNOLOGY CENTE	1788 LOVERS LANE		AUGUSTA	GA	TIER 2
30901	1016078409	110008056110	ELANCO AUGUSTA TECHNOLOGY CENTE	1788 LOVERS LN		AUGUSTA	GA	FINDS, TRIS
30901	S112371588		BURNING	305 MADISON AVENUE		AUGUSTA	GA	
30901	1020617761		J & H STORES INC	1713 MARTIN	**	AUGUSTA	GA	EDR Historical Auto Stations
30901	U001483268	01210154	AUGUSTA MART	1713 MARTIN LUTHER KING BLVD		AUGUSTA	GA	LUST, UST
30901	A100334087		CIRCLE K #3176	1713 MARTIN LUTHER KING BOULEVARD		AUGUSTA	GA	AST
30901	1020729877		QVS HOLDING INC	1713 MARTIN LUTHER KING J		AUGUSTA	GA	EDR Historical Auto Stations
30901	1006792655	110013621018	WALTER SIMS PROPERTY	2141 MARTIN LUTHER KING BLVD		AUGUSTA	GA	FINDS
30901	U003728679	9121222	WALTER SIMS PROPERTY	2141 MARTIN LUTHER KING BLVD		AUGUSTA	GA	UST
30901	1020504893		QVS HOLDING INC	2159 MARTIN LUTHER KING J		AUGUSTA	GA	EDR Historical Auto Stations
30901	1004463822	110001424478	AUGUSTA FOUNDRY	1415 MCCAULEY STREET		AUGUSTA	GA	AIRS, FINDS
30901	S107667847		SOUTHERN AGGREGATES-HIGHWAY 56 I	1 MILE SOUTH OF GORDON HIGHWAY ON	**	AUGUSTA	GA	SWF/LF
30901	S107667844		SOUTHERN AGGREGATES CO.-HIGHWAY	5 MILES EAST OF APPLING, GA ON HIGHW	**	AUGUSTA	GA	SWF/LF
30901	1020385134		J & H STORES INC	1259 MILLEDGEVILLE RD	**	AUGUSTA	GA	EDR Historical Auto Stations
30901	U001492950	9121009	SHORT STOP #1	2159 MILLEDGEVILLE RD		AUGUSTA	GA	LUST, UST
30901	1006791922	110013613642	SHORT STOP	2159 MILLEDGEVILLE RD		AUGUSTA	GA	FINDS
30901	1000506901	110005696513	BP OIL/PUMP & SHOP #16	2159 MILLEDGEVILLE ROAD		AUGUSTA	GA	RCRA-NonGen, FINDS
30901	U004282176		AUGUSTA FIRE STATION #5	MILLEDGEVILLE RD	**	AUGUSTA	GA	UST
30901	S122220454		AUGUSTA FIRE STATION #5	MILLEDGEVILLE RD	**	AUGUSTA	GA	LUST
30901	1020756053		BROADWATER UNION 76 SV STATION	1658 MILLEDGEVL RD	**	AUGUSTA	GA	EDR Historical Auto Stations
30901	1020392473		MATHIS SERVICE STATION	1824 MILLEDGVLL RD	**	AUGUSTA	GA	EDR Historical Auto Stations
30901	1020297070		RILEY SERVICE STATION	2159 MILLEDGVLL RD	**	AUGUSTA	GA	EDR Historical Auto Stations
30901	1021192513		IVEYS 66 SERVICE STATION	2833 MILLEDGVLL RD	**	AUGUSTA	GA	EDR Historical Auto Stations
30901	1020946482		MATHIS SERVICE STATION	1824 MILLERSVILLE ROAD	**	AUGUSTA	GA	EDR Historical Auto Stations
30901	S107775442	FATR20064YB7XW01ZNQ9 -- U.P.S. AUGUSTA CENTER -- 2921		MIXON COURT		AUGUSTA	GA	TIER 2
30901	S117052390		U.P.S. AUGUSTA CENTER	2921 MIXON COURT		AUGUSTA	GA	TIER 2
30901	U001483220	1210097	UPS AUGUSTA (UST)	2921 MIXON CT		AUGUSTA	GA	NPDES, TIER 2, UST
30901	1012240110	110039617572	MABUS BROTHERS CONSTRUCTION CON	916 MOLLY POND ROAD		AUGUSTA	GA	FINDS
30901	S121799605		MABUS BROTHERS CONSTRUCTION CON	916 MOLLY POND ROAD		AUGUSTA	GA	AIRS
30901	S107667406		MABUS CONSTRUCTION COMPANY, INC.	920 MOLLY POND ROAD		AUGUSTA	GA	SWF/LF
30901	S106678189		ROYSTER-CLARK, INC.	921 MOLLY POND ROAD		AUGUSTA	GA	NON HSI
30901	1016369686	110046279031	SONOCO PRODUCTS COMPANY	930 MOLLY POND RD		AUGUSTA	GA	FINDS
30901	S109145169		SONOCO PRODUCTS COMPANY	930 MOLLY POND RD		AUGUSTA	GA	NPDES, TIER 2, SPILLS
30901	S117054137		AUGUSTA PLANT	930 MOLLY POND ROAD		AUGUSTA	GA	TIER 2
30901	S109508175		SONOCO PRODUCTS COMPANY	930 MOLLY POND ROAD		AUGUSTA	GA	TIER 2
30901	1006790281	110013597072	AUGUSTA TRANSPORTATION INC	940 MOLLY POND RD		AUGUSTA	GA	FINDS
30901	U001483266	1210152	AUGUSTA TRANSPORTATION INC	940 MOLLY POND RD		AUGUSTA	GA	UST
30901	1016141295	GAR000070938	LAFONTAINE CONSTRUCTION CO. INC	940 MOLLY POND RD		AUGUSTA	GA	RCRA-NonGen
30901	S108415843	FATR20062VJEKD0022WX -- AUGUSTA TRANSPORTATION, INC. -- 940 MOLLY POND ROAD				AUGUSTA	GA	TIER 2
30901	1012079211	110038643938	INTERNATIONAL MINERAL	940 MOLLY POND ROAD		AUGUSTA	GA	FINDS
30901	1009508954		ADM - ARCHER DANIELS MIDLAND CO	960 MOLLY POND RD		AUGUSTA	GA	FTTS

EDR ZIP Code Scan Report

ZIP	EDR-ID	Facility ID	Name	Address	Map/Dir/Dist	City	State	Databases
30901	1022981857	110070018220	SA RECYCLING- AUGUSTA	960 MOLLY POND RD		AUGUSTA	GA	FINDS
30901	S117053745		NEWELL RECYCLING OF AUGUSTA, LLC	960 MOLLY POND ROAD		AUGUSTA	GA	TIER 2
30901	S118160544		NEWELL RECYCLING OF GEORGIA, LLC	960 MOLLY POND ROAD		AUGUSTA	GA	TIER 2
30901	U001483167	1210036	NEWELL RECYCLING SOUTHEAST (AUGU	960 MOLLY POND ROAD		AUGUSTA	GA	NPDES, TIER 2, UST
30901	U003920787	1210319	CONAGRA FEED CO INC	980 MOLLY POND RD		AUGUSTA	GA	LUST, UST
30901	1004462243	110001424593	CONAGRA FEED CO	980 MOLLY POND RD		AUGUSTA	GA	AIRS, FINDS
30901	S121798133		COASTAL LUMBER CO	MOLLY POND & GORDON		AUGUSTA	GA	AIRS
30901	1012086888	110038669777	COASTAL LUMBER CO	MOLLY POND & GORDON		AUGUSTA	GA	FINDS
30901	1009614931		MARK CHEESBOROUGH TRANSMISSION	217 MONUMENT ST		AUGUSTA	GA	EDR Historical Auto Stations
30901	1021882340		J & H STORES INC	1713 MORRIS LN		AUGUSTA	GA	EDR Historical Auto Stations
30901	1021441935		QVS HOLDING INC	2159 MRTN LTHR KNG JR	**	AUGUSTA	GA	EDR Historical Auto Stations
30901	1020327346		QVS HOLDINGS INC	2159 MRTN LTR KNG JR BLVD	**	AUGUSTA	GA	EDR Historical Auto Stations
30901	1006052127	110001752559	LUKER INC	514 NATIONAL AVENUE		AUGUSTA	GA	AIRS, FINDS
30901	S118160524		AIRGAS SPECIALTY PRODUCTS - AUGUS	521 NATIONAL AVE.		AUGUSTA	GA	TIER 2
30901	1012312941	110040424644	AIRGAS NATIONAL WELDERS SUPPLY CO	521 NATIONAL AVENUE		AUGUSTA	GA	ICIS, FINDS
30901	1015936257	110046300613	ADVANCE CHEMICAL & PAPER COMPANY	1212 NEW SAVANNAH ROAD		AUGUSTA	GA	ICIS, FINDS
30901	S113909258		ADVANCE CHEMICAL & PAPER CO	1212 NEW SAVANNAH ROAD		AUGUSTA	GA	TIER 2
30901	S117050881		ADVANCE CHEMICAL & PAPER CO	1212 NEW SAVANNAH ROAD		AUGUSTA	GA	TIER 2
30901	1023707494	110070119847	AIRGAS USA, LLC	1221 NEW SAVANNAH RD		AUGUSTA	GA	FINDS
30901	1023675966	GAR000081570	AIRGAS USA, LLC	1221 NEW SAVANNAH RD		AUGUSTA	GA	RCRA-CESQG
30901	S117051375		GEORGIA PAVEMENT PRODUCTS, INC. D/	1255 NEW SAVANNAH RD		AUGUSTA	GA	TIER 2
30901	1000688199	110005690653	CUMMINS SOUTH INC	1255 NEW SAVANNAH RD		AUGUSTA	GA	TIER 2, RCRA-NonGen, FINDS, LUST, UST
30901	2005745912			1301 NEW SAVANNA ROAD	**	AUGUSTA	GA	ERNS
30901	S121798734		FPL FOOD, LLC	1301 NEW SAVANNAH RD		AUGUSTA	GA	AIRS
30901	1001632291	9121204	FPL FOOD LLC	1301 NEW SAVANNAH RD		AUGUSTA	GA	SPILLS, UST
30901	1007989500	GAR000039883	FPL FOOD LLC PACKING AND FURT PROC	1301 NEW SAVANNAH RD		AUGUSTA	GA	RCRA-CESQG
30901	S104252900		FPL FOOD, LLC - MAIN PLANT	1301 NEW SAVANNAH ROAD		AUGUSTA	GA	NPDES, TIER 2, SPILLS
30901	1011837065		SHAPIRO PACKING COMPANY, INC.	1301 NEW SAVANNAH ROAD		AUGUSTA	GA	RMP
30901	99508506			1301 NEW SAVANNAH ROAD		AUGUSTA	GA	ERNS
30901	1011825235		FPL FOOD, LLC	1301 NEW SAVANNAH ROAD		AUGUSTA	GA	RMP
30901	S117053219		FPL FOOD, LLC - MAIN PLANT	1301 NEW SAVANNAH ROAD		AUGUSTA	GA	TIER 2
30901	2013038464			1301 NEW SAVANNAH ROAD		AUGUSTA	GA	ERNS
30901	S113245255		BERRY SMITH SANITAITON	1308 NEW SAVANNAH ROAD		AUGUSTA	GA	SWF/LF
30901	S113245286		BERRY SMITH SANITATION	1308 NEW SAVANNAH ROAD		AUGUSTA	GA	SWF/LF
30901	S101643814		AIR LIQUIDE AMERICA, SG	1311 NEW SAVANNAH RD		AUGUSTA	GA	TIER 2, SPILLS
30901	1005925607		AIR LIQUIDE AMER - AUGUSTA	1311 NEW SAVANNAH ROAD		AUGUSTA	GA	TSCA
30901	S102601960	FATR2006526MP9002A5C -- AIR LIQUIDE AMERICA,SG -- 1311 NEW SAVANNAH ROAD				AUGUSTA	GA	TIER 2, SPILLS
30901	1022841164		AUGUSTA SAND MINE	1410 NEW SAVANAH ROAD		AUGUSTA	GA	
30901	S112369905		SHAPIRO PACKAGING	1412 NEW SAVANNAH ROAD		AUGUSTA	GA	
30901	1003868006	GAD990675076	RICHMOND COUNTY HWY 56 LOOP RD LD	NEW SAVANNAH RD	**	AUGUSTA	GA	CERCLIS-NFRAP
30901	1006876687	110014416541	VIRGINIA CAROLINA CHEMICAL - AUGUST	NEW SAVANNAH RD AT LANEY WALKER E		AUGUSTA	GA	ICIS, FINDS
30901	S112372651		DON ARBAUGH	NEW SAVANNAH ROAD	**	AUGUSTA	GA	
30901	1005904050	GAN000407494	VIRGINIA CAROLINA CHEMICAL (VCC) AU	NEW SAVANNAH ROAD AT		AUGUSTA	GA	CERCLIS
30901	1016305038	110013804400	VIRGINIA CAROLINA CHEMICAL (VCC) AU	NEW SAVANNAH ROAD AT	**	AUGUSTA	GA	FINDS
30901	U003984469	9000331	BYRD OIL CO (BULK PLANT)	1 NICHOLAS ST		AUGUSTA	GA	LUST, UST
30901	1021059732		BYRD OIL CO*	1 NICHOLOES ST		AUGUSTA	GA	EDR Historical Auto Stations
30901	1022114319		NUNNELLY AUTOMOTIVE TRANSMISSI	1211 NINTH ST	**	AUGUSTA	GA	EDR Historical Auto Stations
30901	U004141698		CITY OF AUGUSTA/FORMER GAS STATIO	412 NINTH STREET		AUGUSTA	GA	UST
30901	S109113706		CITY OF AUGUSTA/FORMER GAS STATIO	412 NINTH STREET	36, South, 1/4 - 1/2	AUGUSTA	GA	LUST
30901	1005518046	110010338367	CADEL'S MOTEL	NOT GIVEN	**	AUGUSTA	GA	FINDS
30901	S107771905	FATR20061Z4WDM010Z65 -- SPRINT - AUGUSTA, GA POP -- 1225 NOWELL DR.				AUGUSTA	GA	TIER 2
30901	S117051330		SPRINT - AUGUSTA, GA POP	1225 NOWELL DR.		AUGUSTA	GA	TIER 2
30901	U001492971	09121035	WILLIAMS TELECOMMUNICATIONS GR	1230 NOWELL DR		AUGUSTA	GA	TIER 2, LUST, UST
30901	S107774180	FATR200623VLWA01AASB -- MCI - AUTAGA -- 1230 NOWELL DR.				AUGUSTA	GA	TIER 2
30901	1014696239	110043205019	GRAVEL PIT ROAD SITE	EAST OF BARNARD PARKWAY	**	AUGUSTA	GA	FINDS
30901	1000134362	110005684447	CSX/AUGUSTA YARD/#8	SW OF LANEY WALKER RD		AUGUSTA	GA	RCRA-CESQG, FINDS, LUST, SPILLS, UST
30901	U001920433	09121108	CSX/AUGUSTA YARD/#7	SW OF LANEY WALKER RD		AUGUSTA	GA	LUST, UST
30901	S112368979		F AND W CONSTUCTION	OFF OF JAMES BROWN BLVD DIRECTLY I	**	AUGUSTA	GA	
30901	S112375013		F AND W CONSTUCTION	OFF OF JAMES BROWN BLVD DIRECTLY I	**	AUGUSTA	GA	
30901	S112371914		UNKNOWN OPEN BURNING	SOUTH OFF HWY 1 FROM AUGUSTA ON S	**	AUGUSTA	GA	
30901	1020057538		PALMERS CLEANERS INC	2019 OLC SAVANNAH RD	**	AUGUSTA	GA	EDR Historical Cleaners
30901	U001483314	1210218	POP SHOP	1738 OLD SAVANNAH RD		AUGUSTA	GA	UST
30901	U001483383	01210296	NATIONAL LINEN SVC	1825 OLD SAVANNAH RD		AUGUSTA	GA	LUST, UST

EDR ZIP Code Scan Report

ZIP	EDR-ID	Facility ID	Name	Address	Map/Dir/Dist	City	State	Databases
30901	S106487751		G & K SERVICES - AUGUSTA (DPC 121)	1825 OLD SAVANNAH ROAD		AUGUSTA	GA	TIER 2, SPILLS
30901	1020703049		BROWNS GARAGE & SERVICE STN	1836 OLD SAVANAH RD		AUGUSTA	GA	EDR Historical Auto Stations
30901	S117052352		CMC AUGUSTA	1890 OLD SAVANNAH ROAD		AUGUSTA	GA	TIER 2
30901	S103539158		CMC RECYCLING AUGUSTA	1890 OLD SAVANNAH ROAD		AUGUSTA	GA	NPDES, TIER 2, SPILLS
30901	U001492963	09121026	SOUTHERN BEVERAGE PACKERS INC	1891 OLD SAVANNAH RD		AUGUSTA	GA	LUST, UST
30901	S116496131		PALMER'S CLEANERS	2019 OLD SAVANNAH ROAD		AUGUSTA	GA	DRYCLEANERS
30901	1022043541		J & H STORES INC	2066 OLD SAVANNAH RD		AUGUSTA	GA	EDR Historical Auto Stations
30901	1021316861		JRS MART LLC	2078 OLD SAVANNAH RD		AUGUSTA	GA	EDR Historical Auto Stations
30901	S113887056		FEDERAL PAPER BOARD -SLUDGE LAGO	OLD SAVANNAH RD/SR 56 S	**	AUGUSTA	GA	
30901	S112370795		BUILDERS TRANSPORT	OLD SAVANNAH ROAD	**	AUGUSTA	GA	
30901	U003158461	09121177	OLIVE ROAD WAREHOUSE	1634 OLIVE ROAD		AUGUSTA	GA	LUST, UST
30901	97400126			1697 OLIVE RD		AUGUSTA	GA	ERNS
30901	1021325654		FLEMING TRACTOR & EQUIPMENT*	3004 PCH ORCHARD RD	**	AUGUSTA	GA	EDR Historical Auto Stations
30901	1020760955		H & S SERVICE STATION	142 PEACH ORCH RD	**	AUGUSTA	GA	EDR Historical Auto Stations
30901	U003004185	09000601	FORMER FINA #134-6790-709	2106 PEACH ORCHARD RD		AUGUSTA	GA	LUST, UST
30901	1000986287	110005664432	ALLEN HOMES AUGUSTA HOUSING AUTH	1130 PETERS RD		AUGUSTA	GA	RCRA-NonGen, FINDS
30901	1006773248	110013425338	HOUSING AUTHORITY OF THE CITY OF	1130 PETERS RD		AUGUSTA	GA	FINDS
30901	U003007286	9121147	HOUSING AUTHORITY OF THE CITY OF	1130 PETERS RD		AUGUSTA	GA	UST
30901	1022160175		REESE AUTO CENTER	117 POLLARD DR		AUGUSTA	GA	EDR Historical Auto Stations
30901	1016277558	110009278405	BLACKMAN UHLER RELEASE	POSTAL ADDRESS IS UNAVAILABLE FOR	**	AUGUSTA	GA	FINDS
30901	1016305044	110013804491	THERMAL CERAMICS RELEASE	POSTAL ADDRESS IS UNAVAILABLE FOR	**	AUGUSTA	GA	FINDS
30901	U003004147	9000359	WASTE MANAGEMENT OF AUGUSTA AIKE	208 PREP PHILLIPS DR		AUGUSTA	GA	NPDES, TIER 2, UST
30901	1000397292	110009355571	WASTE MANAGEMENT OF AUGUSTA/AIKE	208 PREP PHILLIPS DRIVE		AUGUSTA	GA	RCRA-NonGen, FINDS
30901	S117051249		WASTE MANAGEMENT OF AUGUSTA-AIKE	208 PREP PHILLIPS DRIVE		AUGUSTA	GA	TIER 2
30901	S121269343		WASTE MANAGEMENT OF AUGUSTA - AIK	208 PREP PHILLIPS DRIVE		AUGUSTA	GA	SWF/LF
30901	S109507955		WASTE MANAGEMENT OF AUGUSTA-AIKE	208 PREP PHILLIPS DRIVE		AUGUSTA	GA	TIER 2
30901	1012088139	110038669848	KOCH FUELS INC	208 PREP PHILLIPS RD		AUGUSTA	GA	FINDS
30901	1016096326	110005700615	MODERN WELDING CO OF GEORGIA,INC	300 PREP PHILLIP DRIVE		AUGUSTA	GA	FINDS
30901	U003181518	1210338	MODERN WELDING CO	300 PREP PHILLIPS DR		AUGUSTA	GA	NPDES, UST
30901	1001199228	30903MDRNW30	MODERN WELDING CO OF GEORGIA,INC	300 PREP PHILLIPS DR		AUGUSTA	GA	RCRA-CESQG, TRIS
30901	S103439963		CITY OF AUGUSTA: BURRIS CHEMICAL	302 PREP PHILLIPS DR.		AUGUSTA	GA	NON HSI
30901	S118839438		PREP PHILLIPS	326 PREP PHILLIPS DRIVE		AUGUSTA	GA	TIER 2
30901	1000334914	110001424423	AUTOMOTIVE RECYCLING	340 PREP PHILLIPS DR		AUGUSTA	GA	RCRA-NonGen, FINDS
30901	1018149844		SAVANNAH RIVERKEEPER	386 PREP PHILLIPS DRIVE		AUGUSTA	GA	US BROWNFIELDS
30901	1023385496	110066849575	SAVANNAH RIVERKEEPER	386 PREP PHILLIPS DRIVE		AUGUSTA	GA	FINDS
30901	1001634279		AUGUSTA FOUNDRY COLLECTION OPER/	1492 RAILROAD AVENUE		AUGUSTA	GA	NON HSI, SWF/LF
30901	S107774429	FATR20061FU2BZ0527YC -- NUCO2 SUPPLY LLC. AUGUSTA DEPOT -- 2522 REYNOLD INDUSTRIAL ROAD				AUGUSTA	GA	TIER 2
30901	S117051182		NUCO2 SUPPLY LLC AUGUSTA DEPOT	2522 REYNOLD INDUSTRIAL ROAD		AUGUSTA	GA	TIER 2
30901	1000823089	110005704167	AIKEN AUTO PARTS ICN DBA NAPA AUTO	1337 REYNOLDS ST		AUGUSTA	GA	RCRA-CESQG, FINDS
30901	1000132390	110005673173	AUTOMOTIVE REFINISH TECH	1350 REYNOLDS ST		AUGUSTA	GA	RCRA-NonGen, FINDS
30901	S103439969		HOLOX WELDING SUPPLIES	1355 REYNOLDS ST.	24, WNW, 1/4 - 1/2	AUGUSTA	GA	NON HSI
30901	1004686502	110005682699	HUNTERS PAINT & BODY SHOP INC	1471 REYNOLDS ST		AUGUSTA	GA	RCRA-NonGen, FINDS
30901	1006773659	110013429478	CIRCLE K #2705372	1488 REYNOLDS ST		AUGUSTA	GA	FINDS
30901	U001492972	9121036	CIRCLE K #2705372	1488 REYNOLDS ST		AUGUSTA	GA	LUST, UST
30901	1009614362		CIRCLE K STORES INC	1488 REYNOLDS ST		AUGUSTA	GA	EDR Historical Auto Stations
30901	A100334071		CIRCLE K #5372	1488 REYNOLDS STREET		AUGUSTA	GA	AST
30901	1009615667		WALLACE TRANSMISSION	431 REYNOLDS STREET		AUGUSTA	GA	EDR Historical Auto Stations
30901	1000688250	110005282960	THE AUGUSTA CHRONICLE-HERALD	450 REYNOLDS ST		AUGUSTA	GA	RCRA-NonGen, FINDS
30901	1022983111	110070019477	DEPOT PARKING IMPROVEMENTS	511 REYNOLDS ST		AUGUSTA	GA	FINDS
30901	S103439962		BURCH LOWE SITE	520 REYNOLDS ST.	43, SE, 1/2 - 1	AUGUSTA	GA	NON HSI
30901	1004686385	110005673128	DAVISONS AUTO SERVICE INC	699 REYNOLDS ST		AUGUSTA	GA	RCRA-NonGen, FINDS
30901	1006789411	01210050	PARK RITE PARKING	845 REYNOLDS ST	28, SE, 1/4 - 1/2	AUGUSTA	GA	LUST, UST
30901	U001493001	9121070	EDMUNDS RIVERWALK BAR B QUE/SERV	902 REYNOLDS ST @ NINTH ST		AUGUSTA	GA	UST
30901	1020130292		CITY AUTO SUPPLY	916-18 REYNOLDS ST		AUGUSTA	GA	EDR Historical Auto Stations
30901	1006806566	110014375229	AUGUSTA TRAFFIC ENGEERING FACILITY	328 RIVER FRONT DR		AUGUSTA	GA	RCRA-NonGen, FINDS
30901	1020442995		TOSCO MARKETING COMPANY	545 SAN BAR FRY		AUGUSTA	GA	EDR Historical Auto Stations
30901	1000237519	110005666733	CASH BATTERY CO	128 SAND BAR FERRY RD		AUGUSTA	GA	CERCLIS-NFRAP, RCRA-NonGen, FINDS
30901	93156170			128 SAND BAR FERRY RD		AUGUSTA	GA	ERNS
30901	S112370617		CASH BATTERY	128 SAND BAR ROAD		AUGUSTA	GA	
30901	1015733296	GAD033585985	TEXACO INC BOARDMAN OIL CO	209 SAND BAR FERRY RD		AUGUSTA	GA	CERCLIS-NFRAP, RCRA-NonGen

EDR ZIP Code Scan Report

ZIP	EDR-ID	Facility ID	Name	Address	Map/Dir/Dist	City	State	Databases
30901	1020641773		BOARDMAN OIL COMPANY INC	209 SAND BAR FERRY ROAD		AUGUSTA	GA	EDR Historical Auto Stations
30901	1022982558	110070018922	PULL-A-PART OF AUGUSTA	327 SAND BAR FERRY RD		AUGUSTA	GA	FINDS
30901	S110694310		PULL-A-PART OF AUGUSTA	327 SAND BAR FERRY RD		AUGUSTA	GA	NPDES
30901	1014389549	GAR000059865	GATOR COCHRAN CONSTRUCTION INC	527 SAND BAR FERRY RD		AUGUSTA	GA	RCRA-NonGen
30901	1014696357	110042425961	GATOR COCHRAN CONSTRUCTION INC	527 SAND BAR FERRY RD		AUGUSTA	GA	FINDS
30901	1004688272	110005720194	GATOR COCHRAN CONSTRUCTION	607 SAND BAR FERRY RD		AUGUSTA	GA	RCRA-NonGen, FINDS
30901	1022988806	110070025176	HAGLER SYSTEM SITE	607 SAND BAR FERRY RD		AUGUSTA	GA	FINDS
30901	1000333235	110005678383	GARDNER PAINT & BODY-RIVER FRONT (	93 SAND BAR FERRY RD		AUGUSTA	GA	RCRA-CESQG, FINDS
30901	1022127139		LYNNS FOOD STORES INC	SAND BAR FERRY RD	**	AUGUSTA	GA	EDR Historical Auto Stations
30901	1000144589	110005667000	ST SERVICES	209 SANDBAR FERRY RD		AUGUSTA	GA	AIRS, FINDS, LUST, UST
30901	1021285793		BOARDMAN CONVENIENCE STORES	211 SANDBAR FERRY RD		AUGUSTA	GA	EDR Historical Auto Stations
30901	S112371021		BOARDMAN OIL COMPANY	211 SANDBAR FERRY ROAD		AUGUSTA	GA	
30901	S112371020		BOARDMAN OIL COMPANY	211 SANDBAR FERRY ROAD		AUGUSTA	GA	
30901	U003157650	01210053	SMILE GAS #106	545 SANDBAR FERRY RD		AUGUSTA	GA	LUST, UST
30901	S112369245		BOARDMAN OIL CO	545 SANDBAR FERRY ROAD		AUGUSTA	GA	
30901	S110820828		BRICKERS ORGANIC FARMS	824 SANDBAR FERRY ROAD		AUGUSTA	GA	
30901	1008212088	110020870592		SANDBAR FERRY JR HS 320 KENTUCK A\		AUGUSTA	GA	FINDS
30901	1022974596	110070010946	OWEN INDUSTRIAL PRODUCTS, INC.	1890 SAVANNAH ROAD		AUGUSTA	GA	FINDS
30901	1000427960	110005672316	AUGUSTA TRUCK SALES	510 SKYVIEW DR		AUGUSTA	GA	RCRA-NonGen, FINDS
30901	1005626048	110011911057	DSM	SSS	**	AUGUSTA	GA	FINDS
30901	1023660355	110070074466	GEORGIA CYBER INNOVATION AND TRAII	1 11TH ST	A, West, 0 - 1/8	AUGUSTA	GA	FINDS
30901	U002081122	09121123	AUGUSTA STATE FARMERS MARKET	1150 5TH ST ON WALTON ST SIDE		AUGUSTA	GA	LUST, UST
30901	1007289386		PAINE COLLEGE	1235 15TH ST		AUGUSTA	GA	FTTS
30901	1018287830		CASTLEBERRY FOOD COMPANY	1621-25 15TH ST		AUGUSTA	GA	ICIS
30901	1022976719	110070013071	MURPHY MIDDLE SCHOOL AT JOSEY HIG	1701 15TH ST		AUGUSTA	GA	FINDS
30901	1024018757	110070114006	JOSEY HIGH SCHOOL - ADDITIONS & REN	1701 15TH ST		AUGUSTA	GA	FINDS
30901	U003158457	9121173	RICHMOND CO BOARD OF EDUCATION M	1781 15TH ST		AUGUSTA	GA	LUST, UST
30901	1006792278	110013617210	RICHMOND CO BOARD OF EDUCATION M	1781 15TH ST		AUGUSTA	GA	FINDS
30901	1024026635	110070145824	RICHMOND COUNTY BOARD OF EDUCAT	1781 15TH ST		AUGUSTA	GA	FINDS
30901	1016208883	110005697095	BP OIL SITE #45242	203 13TH ST AND BROAD		AUGUSTA	GA	FINDS
30901	1004686964	110005699075	JOHN BODIE & SONS INCORPORATED	304 13TH ST		AUGUSTA	GA	RCRA-NonGen, FINDS
30901	1004688629	110012244133	GEORGIA HATTERS & CLEANERS	318 8TH ST		AUGUSTA	GA	DRYCLEANERS, RCRA-NonGen, FINDS
30901	S117050521		LEVEL 3 - AUGUSTA - AGSTGAGH	419 11TH ST		AUGUSTA	GA	TIER 2
30901	U001492988	09121055	CSX TRANSPORTATION	5 TH ST & GORDON HWY		AUGUSTA	GA	LUST, UST
30901	1000357626	110005282327	GEORGIA AUTO BODY REPAIR	518 13TH ST		AUGUSTA	GA	RCRA-NonGen, FINDS
30901	1000688257	110005283022	US POSTAL SVC	525 8TH ST		AUGUSTA	GA	RCRA-NonGen, FINDS
30901	2009052048		621 12TH ST	621 12TH ST		AUGUSTA	GA	HMIRS
30901	2013009392		621 12TH ST	621 12TH ST		AUGUSTA	GA	HMIRS
30901	2014004424		621 12TH ST	621 12TH ST		AUGUSTA	GA	HMIRS
30901	2013002922		621 12TH ST	621 12TH ST		AUGUSTA	GA	HMIRS
30901	2009047460		621 12TH ST	621 12TH ST		AUGUSTA	GA	HMIRS
30901	1009615873		A & W OIL CO INC	625 5TH ST		AUGUSTA	GA	EDR Historical Auto Stations
30901	1006790735	1210321	COLORCRAFT CORP	626 13TH ST		AUGUSTA	GA	UST
30901	S121801075		THOMPSON BUILDING WRECKING COMP/	664 11TH ST		AUGUSTA	GA	AIRS
30901	1014696115	110043178209	THOMPSON BUILDING WRECKING COMP/	664 11TH ST		AUGUSTA	GA	FINDS
30901	U001483201	1210076	RICHMOND SUPPLY CO	700 7TH ST		AUGUSTA	GA	UST
30901	1016219442	110007182734	C-CONN ABATEMENT	802 7TH ST		AUGUSTA	SC	FINDS
30901	U001483442	1210371	SOUTHERN ROOFING & INSULATING CO	811 5TH ST		AUGUSTA	GA	UST
30901	1022988329	110070024699	DAVIS AGGREGATES CORPORATION	821 5TH ST		AUGUSTA	GA	FINDS
30901	S120785346		DAVIS AGGREGATES CORPORATION	821 5TH ST		AUGUSTA	GA	NPDES
30901	1008880362	GAR000043125	AUGUSTA-RICHMOND COUNTY CORONEI	912 8TH ST		AUGUSTA	GA	RCRA-NonGen
30901	1008912858	110024248759	AUGUSTA-RICHMOND COUNTY CORONEI	912 8TH ST		AUGUSTA	GA	FINDS
30901	1022979805	110070016160	CHARLIE NORWOOD VA MEDICAL CENTE	950 15TH ST		AUGUSTA	GA	FINDS
30901	S120785398		FPL FOOD FARMERS MARKET	1150 5TH ST, BLDG 60		AUGUSTA	GA	NPDES
30901	1016352714	110039556566	GOLDBERG BROTHERS SALVAGE COMP/	124 13TH ST, AUGUSTA-RICHMOND COUI		AUGUSTA	GA	US BROWNFIELDS, FINDS
30901	2009898888			1621 15TH ST.		AUGUSTA	GA	ERNS
30901	S107750940	324500145	INDUSTRIAL METAL FINISHING	620 12TH ST.		AUGUSTA	GA	AIRS
30901	1001218421	110001425413	INDUSTRIAL METAL FINISHING	620 12TH ST.		AUGUSTA	GA	ICIS, RCRA-CESQG, FINDS
30901	1012088031	110038669866	GEORGIA DEPT OF TRANS	STATE ROUTE 4	**	AUGUSTA	GA	FINDS
30901	S121798856		GEORGIA DEPT OF TRANS	STATE ROUTE 4	**	AUGUSTA	GA	AIRS
30901	S110648061		FORMER GEORGIA GOLF HALL OF FAME	1 11TH STREET	A, West, 0 - 1/8	AUGUSTA	GA	NON HSI
30901	1023621679	110059351311	FPL FOOD FARMERS MARKET	1150 5TH STREET		AUGUSTA	GA	FINDS
30901	2005745910			1150 5TH STREET		AUGUSTA	GA	ERNS
30901	S109508283		QWEST COMMUNICATIONS - AUGUSTA P	1201 6TH STREET	**	AUGUSTA	GA	TIER 2
30901	1014695207	110041888990	1308 12TH STREET	1308 13TH STREET		AUGUSTA	GA	FINDS
30901	95315205			1621 15TH STREET		AUGUSTA	GA	ERNS

EDR ZIP Code Scan Report

ZIP	EDR-ID	Facility ID	Name	Address	Map/Dir/Dist	City	State	Databases
30901	95315200			1621 15TH STREET		AUGUSTA	GA	ERNS
30901	95311070			1621 15TH STREET		AUGUSTA	GA	ERNS
30901	1011818304		CASTLEBERRY'S FOOD COMPANY	1621 15TH STREET		AUGUSTA	GA	RMP
30901	1017819847	110064504317	T.W.JOSEY COMPREHENSIVE HIGH SCHC	1701 15TH STREET		AUGUSTA	GA	FINDS
30901	1020392794		PERRY AND SON TEXACO	2213 15TH STREET	**	AUGUSTA	GA	EDR Historical Auto Stations
30901	1024132167		AUGUSTA RIVERWALK EXPANSION	24 13TH STREET		AUGUSTA	GA	
30901	U004282124		FORMER KINSEY AUTO SERVICE PROPEI	508 13TH STREET		AUGUSTA	GA	UST
30901	S109604791		KINSEY AUTO	508 13TH STREET	34, SW, 1/4 - 1/2	AUGUSTA	GA	NON HSI
30901	S112369592		GA AUTO BODY REPAIR	518 13TH STREET		AUGUSTA	GA	
30901	S117390431		U.S.P.S. AUX VEHICLE MAINTENANCE FA	525 8TH STREET		AUGUSTA	GA	NPDES
30901	1022977893	110070014246	U.S.P.S. AUX VEHICLE MAINTENANCE FA	525 8TH STREET		AUGUSTA	GA	FINDS
30901	1005525310	110001414906	DON OLSON TOTAL CAR CARE	617 15TH STREET		AUGUSTA	GA	FINDS
30901	1012178000	GAR000056762	FEDEX FREIGHT AGS	621 12TH STREET		AUGUSTA	GA	RCRAInfo-SQG
30901	U001483275	01210172	AMERICAN FREIGHTWAYS - AUGUSTA	621 12TH STREET		AUGUSTA	GA	NPDES, LUST, UST
30901	1022981487	110070017850	AMERICAN FREIGHTWAYS - AUGUSTA	621 12TH STREET		AUGUSTA	GA	FINDS
30901	1012074220	110044304099	FEDEX FREIGHT AGS	621 12TH STREET		AUGUSTA	GA	FINDS
30901	1008292225	110036740355	JENKINS-WHITE ELEMENTARY SCHOOL	800 15TH STREET		AUGUSTA	GA	FINDS
30901	1000507722	110000789022	ATLANTA GAS LIGHT CO-AUGUSTA MGP	807 8TH STREET	I, South, 1/2 - 1	AUGUSTA	GA	CORRACTS, RCRA-NonGen, FINDS
30901	S113245238		SOUTHERN ROOFING & INSULATION CON	81 5TH STREET		AUGUSTA	GA	SWF/LF
30901	1014694931	110041874932	811 5TH STREET	811 5TH STREET		AUGUSTA	GA	FINDS
30901	S112371278		AUGUSTA FIRE DEPT	825 8TH STREET		AUGUSTA	GA	
30901	S117053218		FPL FOOD, LLC -FARMER'S MARKET	1150 5TH STREET, BUILDING 60		AUGUSTA	GA	TIER 2
30901	U001483319	01210224	BELLSOUTH TELECOM/AGSTGASA R6503	1574 SUNSET AVE		AUGUSTA	GA	LUST, UST
30901	1014694929	110041874914	1364 SWANEE QUINTET BOULEVARD	1364 SWANEE QUINTET BOULEVARD		AUGUSTA	GA	FINDS
30901	1021927175		DIXIE SERVICE STATION	1223 SWIGGS ST	**	AUGUSTA	GA	EDR Historical Auto Stations
30901	A100334036		ANIMONS GROCERY	610 TAYLOR STREET		AUGUSTA	GA	AST
30901	1008408740		AUGUSTA GAS LIGHT (COAL GAS FACILIT	TAYLOR AND KING STREETS	51, South, 1/2 - 1	AUGUSTA	GA	Manufactured Gas Plants
30901	1000320439	110005684456	JOHNSON ISUZU INC	1000 TELFAIR ST		AUGUSTA	GA	RCRA-NonGen, FINDS
30901	1006790884	110013603136	PONTIAC MASTER AUTO SERVICE INC	1027 TELFAIR ST	29, SSW, 1/4 - 1/2	AUGUSTA	GA	FINDS, LUST, UST
30901	1024140683		DAVIDSON FINE ARTS RENOVATIONS & A	1102 TELFAIR STREET		AUGUSTA	GA	
30901	S117050279		AUGUSTA	1109 TELFAIR ST.		AUGUSTA	GA	TIER 2
30901	S112373075		DOLATT	201 E TELFAIR ROAD		AUGUSTA	GA	
30901	1005578727	110011329400	AUGUSTA-RICHMOND COUNTY MS4	535 TELFAIR ST		AUGUSTA	GA	FINDS
30901	U004141843		NEW LIBRARY SITE	823 TELFAIR STREET		AUGUSTA	GA	LUST, UST
30901	U003920749	01210418	BORDEN INC	914 TELFAIR ST		AUGUSTA	GA	LUST, UST
30901	1000186494	110005666074	BORDEN DAIRY & SERVICES	914 TELFAIR ST		AUGUSTA	GA	RCRA-NonGen, FINDS
30901	U004022638	10000960	FORMER GULF OIL GAS STATION	TELFAIR STREET	**	AUGUSTA	GA	UST
30901	S107489399	10000960	FORMER GULF OIL GAS STATION	TELFAIR STREET	**	AUGUSTA	GA	LUST
30901	1006788870	09000075	GARRENS CORNER BP	203 THIRTEENTH ST @ BROAD ST	G, WSW, 1/8 - 1/4	AUGUSTA	GA	LUST, UST
30901	U004188454		BODIES SHELL	306 THIRTEENTH ST	25, WSW, 1/4 - 1/2	AUGUSTA	GA	LUST, UST
30901	U003763515	09121230	SANDYS 4X4	628 THIRTEENTH ST		AUGUSTA	GA	LUST, UST
30901	1014695168	110041153284	SANDYS 4X4;9121230	628 THIRTEENTH ST		AUGUSTA	GA	FINDS
30901	U001629352	9121092	DAVIDSON SCHOOL OF FINE ARTS SIT	THIRTEENTH ST		AUGUSTA	GA	UST
30901	1006772671	110013419531	PETRO MART #628	1127 TWIGGS ST		AUGUSTA	GA	FINDS, LUST, UST
30901	1000506692	110005695426	MURPHY OIL USA INC	1127 TWIGGS STREET		AUGUSTA	GA	RCRA-NonGen, FINDS
30901	1009614113		DIXIE SERVICE STATION	1223 TWIGGS ST		AUGUSTA	GA	EDR Historical Auto Stations
30901	1022990764	110070027137	LANEY WALKER BETHLEHEM AREA W1-II/	1434 TWIGGS ST		AUGUSTA	GA	FINDS
30901	1014696603	110005705068	R & R TRUCK REPAIR, INC.	640 TWIGGS ST.		AUGUSTA	GA	FINDS
30901	U003003187	01210057	KOGER-WALTERS OIL CO INC	820 TWIGGS ST		AUGUSTA	GA	LUST, UST
30901	1021668879		M S D INC	820 TWIGGS ST		AUGUSTA	GA	EDR Historical Auto Stations
30901	S107751986	324500094	AMERICAN CONCRETE INC - AUGUSTA PI	1310 WALKER ST		AUGUSTA	GA	AIRS, NPDES, TIER 2
30901	1000408288	110001424600	SOUTHERN ROADBUILDERS	1310 WALKER ST		AUGUSTA	GA	RCRA-NonGen, FINDS
30901	1012087933	110038448105	AMERICAN CONCRETE INC - AUGUSTA PI	1310 WALKER ST		AUGUSTA	GA	FINDS
30901	S121797410		AMERICAN CONCRETE - DOWNTOWN	1310 WALKER STREET		AUGUSTA	GA	AIRS
30901	S117053668		AMERICAN CONCRETE - AUGUSTA PLANT	1310 WALKER STREET		AUGUSTA	GA	TIER 2
30901	1012085462	110038526486	AMERICAN CONCRETE - DOWNTOWN	1310 WALKER STREET		AUGUSTA	GA	FINDS
30901	U001483379	1210292	AMERICAN CONCRETE - AUGUSTA PLANT	1310 WALKER STREET		AUGUSTA	GA	TIER 2, UST
30901	S107771620	FATR20062VQP9C0024P5 -- AUGUSTA PLANT -- 1310 WALKER STREET				AUGUSTA	GA	TIER 2
30901	1023622548	110070029577	WESTROCK AUGUSTA RECYCLE PLANT	1311 WALKER		AUGUSTA	GA	FINDS
30901	S110820957		WESTROCK AUGUSTA RECYCLE	1311 WALKER ST.		AUGUSTA	GA	NPDES, TIER 2, SWF/LF
30901	S118160737		ROCKTENN AUGUSTA RECYCLE	1311 WALKER ST.		AUGUSTA	GA	TIER 2
30901	S117049781		BELLSOUTH - R6504	440 WALKER ST		AUGUSTA	GA	TIER 2
30901	S111277887		BELLSOUTH - R6504	440 WALKER ST		AUGUSTA	GA	TIER 2
30901	1020943606		SUMMIT WORKS LIP	936 WALKER ST		AUGUSTA	GA	EDR Historical Auto Stations
30901	U001493005	9121074	MAPELLI BROTHERS	944 WALKER ST		AUGUSTA	GA	UST

EDR ZIP Code Scan Report

ZIP	EDR-ID	Facility ID	Name	Address	Map/Dir/Dist	City	State	Databases
30901	S102867579		FIRST UNION NATIONAL BANK TRACT 'C'	WALKER STREET AT 9TH STREET	37, South, 1/2 - 1	AUGUSTA	GA	DEL SHWS
30901	S113245309		BIGGERS ENTERPRISE	1322 WALLACE STREET		AUGUSTA	GA	SWF/LF
30901	1000370912	110005706539	SHERWIN WILLIAMS CO	1001 WALTON WAY		AUGUSTA	GA	RCRA-NonGen, FINDS
30901	U001492986	09121053	SPEED CAR WASH	1022 WALTON WAY		AUGUSTA	GA	LUST, UST
30901	1022974921	110070011271	INTEGRITY MEDICAL	1022 WALTON WAY		AUGUSTA	GA	FINDS
30901	1020385517		SPEED CAR WASH INC	1022 WALTON WAY		AUGUSTA	GA	EDR Historical Auto Stations
30901	1014696602	110001414899	JOHNSON MOTOR COMPANY OF GEORGI	1122 WALTON WAY		AUGUSTA	GA	FINDS
30901	U001489616	09000630	JOHNSON MOTOR CO OF GA	1122 WALTON WAY		AUGUSTA	GA	LUST, UST
30901	1018686073		ONE HOUR CLEANERS RISING	1202 WALTON WAY WAY	**	AUGUSTA	GA	EDR Historical Cleaners
30901	1000155155	110005682680	SWEETWATER AUTOMOTIVE - PAINT & B(	1210 WALTON WAY		AUGUSTA	GA	RCRA-NonGen, FINDS
30901	1000370634	110005677758	FAIRWAY FORD OF AUGUSTA	1225 WALTON WAY		AUGUSTA	GA	RCRA-NonGen, FINDS
30901	1004688346	110013937384	UNIVERSITY HOSPITAL	1350 WALTON WAY		AUGUSTA	GA	AIRS, TIER 2, RCRAInfo-SQG, FINDS, LUST
30901	1001636475	9121219	UNIVERSITY HOSPITAL	1350 WALTON WAY		AUGUSTA	GA	UST
30901	1006792030	09121102	AUGUSTA FIRE STATION #2	1491 WALTON WAY		AUGUSTA	GA	LUST, UST
30901	U004188689		SEARS PROPERTY	1499 WALTON WAY		AUGUSTA	GA	UST
30901	S111026671		SEARS PROPERTY	1499 WALTON WAY		AUGUSTA	GA	LUST
30901	S105872283		WESTERN SIZZLIN	1537 WALTON WAY		AUGUSTA	GA	NON HSI
30901	1006791688	110013611289	SEARS PROPERTY	1615 WALTON WAY		AUGUSTA	GA	FINDS
30901	U001483369	01210278	RED LION TEXACO	1934 WALTON WAY		AUGUSTA	GA	LUST, UST
30901	U001483198	1210073	WALTON WAY PLANT	602 WALTON WAY		AUGUSTA	GA	UST
30901	1020154900		LUFRON INC	602 WALTON WAY		AUGUSTA	GA	EDR Historical Auto Stations
30901	U001483188	1210062	COLISEUM AMOCO	620 WALTON WAY		AUGUSTA	GA	UST
30901	1024151296		AUGUSTA FORMER MGP SITE REMEDIAT	800 WALTON WAY		AUGUSTA	GA	
30901	U003007283	9121144	COLISEUM AMOCO	801 WALTON WAY		AUGUSTA	GA	UST
30901	1006773255	110013425409	COLISEUM AMOCO	801 WALTON WAY		AUGUSTA	GA	AST, FINDS
30901	U001489197	09000068	CIRCLE K STORE #3173	902 WALTON WAY		AUGUSTA	GA	LUST, UST
30901	S103224228	10132	ATLANTA GAS LIGHT COMPANY - AUGUS'	WALTON WAY & EIGHTH STREET (807 8TI	I, South, 1/2 - 1	AUGUSTA	GA	SHWS
30901	1021800799		CLARKS ESSO SERVICE CENTER	2274 WASHINGTON RD	**	AUGUSTA	GA	EDR Historical Auto Stations
30901	2008888555			1325 WATERS EDGE		AUGUSTA	GA	ERNS
30901	1006773456	09121100	AUGUSTA FIRE STATION #1	302 WATKINS ST		AUGUSTA	GA	LUST, UST
30901	1020469979		SEIGLER SERVICE STATION & GR	3499 WRIGHTSBORO RD		AUGUSTA	GA	EDR Historical Auto Stations
30901	1020673134		COMMUNITY GROCERY STORE	3640 WRIGHTSBORO RD		AUGUSTA	GA	EDR Historical Auto Stations
30904	1014939945				**	AUGUSTA	GA	DOT OPS
30904	1014939948				**	AUGUSTA	GA	DOT OPS
30904	1014939946				**	AUGUSTA	GA	DOT OPS
30904	1020219965		COMMUNITY GROCERY STORE	RT #2	**	AUGUSTA	GA	EDR Historical Auto Stations
30904	2006811071			733 AND A HALF LANEY WLKER BLVD EXT	**	AUGUSTA	GA	ERNS
30904	A100333994		BENNETT GAS CO., INC. (CLOSED)	ARTHERN & NEW SAVANNAH RD.	**	AUGUSTA	GA	AST
30904	1016339766	110028154967	MCCOLLOUGH TOWNHOUSE SQUARE	1202 AUGUSTA COURT		AUGUSTA	GA	FINDS
30904	1006791247	110013606838	VA MEDICAL CENTER AUGUSTA	800 BAILEY DR		AUGUSTA	GA	FINDS, LUST
30904	U004198101		VA MEDICAL CENTER AUGUSTA	800 BAILIE ST		AUGUSTA	GA	UST
30904	1022971383	110070007729	RENOVATIONS TO THE ACADEMY OF RIC	961 BAKER AVE		AUGUSTA	GA	FINDS
30904	1021038655		NELSON ALVIN	2203 BAYVALE RD		AUGUSTA	GA	EDR Historical Auto Stations
30904	1010047577	110028160718	WESLEY ARMS APARTMENTS	1815 BELMONT		AUGUSTA	GA	FINDS
30904	1009401932		WESLEY ARMS APARTMENTS	1815 BELMONT AVE.		AUGUSTA	GA	FTTS
30904	1022140018		HIGHLAND AVE SERVICE STATION	499 BERCKMAN RD	**	AUGUSTA	GA	EDR Historical Auto Stations
30904	1009634697			508 BERCKMAN ROAD		AUGUSTA	GA	DOT OPS
30904	S112371130		BURNING	2725 BERRY DRIVE		AUGUSTA	GA	
30904	S112371912		UNKNOWN CREEK DISCOLORATION	BETWEEN MONTCLAIR AND CROWSTON	**	AUGUSTA	GA	
30904	1014695206	110041888981	1648 BRINSON STREET	1648 BRINSON STREET		AUGUSTA	GA	FINDS
30904	U001483186	1210060	HOLMES AMOCO	1501 BROAD ST		AUGUSTA	GA	LUST, UST
30904	1009614382		HOLMES AMOCO	1501 BROAD ST		AUGUSTA	GA	EDR Historical Auto Stations
30904	1012087989	110038669857	AMICKS BROILER FARM	1515 BROAD STREET		AUGUSTA	GA	FINDS
30904	1022977746	110070014099	AUGUSTA FLEET MGT	1568 1568 BROAD STREET, BLDG C		AUGUSTA	GA	FINDS
30904	1001126928	110009358845	FIRST VEHICLE SERVICES INC #49080	1568 BROAD ST		AUGUSTA	GA	RCRA-CESQG, FINDS
30904	1000440384	GAD981234032	FIRST VEHICLE SERVICES	1568 BROAD ST		AUGUSTA	GA	RCRA-NonGen
30904	S118479241		AUGUSTA FLEET MGT	1568 BROAD STREET, BLDG C		AUGUSTA	GA	NPDES
30904	A100334006		U-HAUL COMPANY OF GEORGIA	1589 BROAD STREET		AUGUSTA	GA	AST
30904	S118160468		STANDARD TEXTILE AUGUSTA, INC.	1697 BROAD STREET		AUGUSTA	GA	TIER 2
30904	1006773205	09121238	POMERANCE PARCEL	1709 -1759 BROAD ST		AUGUSTA	GA	LUST, UST
30904	1009614600		EDS SPUR STATION	1755 BROAD ST		AUGUSTA	GA	EDR Historical Auto

EDR ZIP Code Scan Report

ZIP	EDR-ID	Facility ID	Name	Address	Map/Dir/Dist	City	State	Databases
								Stations
30904	U004188248		UNKNOWN	1763 BROAD STREET		AUGUSTA	GA	UST
30904	S110591348		UNKNOWN	1763 BROAD STREET		AUGUSTA	GA	LUST
30904	1005624343		BROAD STREET MANAGEMENT, INC.	1939B BROAD STREET		AUGUSTA	GA	FTTS
30904	1016299115	110011887609	BROAD STREET MANAGEMENT, INC.	1939B BROAD STREET		AUGUSTA	GA	FINDS
30904	1022185736		HERB BECKHAMS BP SERVICE CTR	2041 BROAD ST		AUGUSTA	GA	EDR Historical Auto Stations
30904	1006792708	110013621553	BOSWELL SERVICE CENTER	2064 BROAD STREET		AUGUSTA	GA	FINDS
30904	U003728670	9121210	BOSWELL SERVICE CENTER	2064 BROAD STREET		AUGUSTA	GA	LUST, UST
30904	1006789284	110013587029	LAKE PANTRY	2177 BROAD ST		AUGUSTA	GA	FINDS
30904	U001483196	1210071	KING FOOD MART	2177 BROAD ST		AUGUSTA	GA	UST
30904	U003551247	09000255	7 ELEVEN STORE 1433 #18754	2274 BROAD ST		AUGUSTA	GA	LUST, UST
30904	S112370374		JW AUTO TOPS	BROAD & GOODRICH STREET		AUGUSTA	GA	
30904	1000424478	110005676330	VOGUE CLEANERS	1803 CENTRAL AVE		AUGUSTA	GA	DRYCLEANERS, RCRA-NonGen, FINDS
30904	U004117440		ESTATE OF E K CHRISTMAS/FORMER PUI	1918 CENTRAL AVE		AUGUSTA	GA	LUST, UST
30904	1006792727	110013621740	CIRCLE K STORE #3181	2058 CENTRAL AVE		AUGUSTA	GA	FINDS, LUST, UST
30904	1021879706		CIRCLE K STORES INC	2058 CENTRAL AVE		AUGUSTA	GA	EDR Historical Auto Stations
30904	A100334097		CIRCLE K #3181	2058 CENTRAL AVENUE		AUGUSTA	GA	AST
30904	1000886868	9000285	CENTRAL MART	2061 CENTRAL AVE		AUGUSTA	GA	LUST, UST
30904	1006790231	110013596572	HOLIDAY MARKET #427	2061 CENTRAL AVE		AUGUSTA	GA	FINDS
30904	1009614847		GEORGIA C-MARKETS LLC	2061 CENTRAL AVE		AUGUSTA	GA	EDR Historical Auto Stations
30904	1004686219	110005280757	CIRCLE K #8027	2061 CENTRAL AVE		AUGUSTA	GA	RCRA-NonGen, FINDS
30904	A100346646		TIME SAVER #2	2061 CENTRAL AVENUE		AUGUSTA	GA	AST
30904	1006790295	110013597214	HILL BP GULF STATION	2075 CENTRAL AVE		AUGUSTA	GA	FINDS, LUST, UST
30904	1006773443	9121103	AUGUSTA FIRE STATION #7	2163 CENTRAL AVE		AUGUSTA	GA	LUST, UST
30904	1000431171	110005673468	SILVERSTEINS CLEANERS	2568 CENTRAL AVE		AUGUSTA	GA	RCRA-NonGen, FINDS
30904	U003003215	1210210	SILVERSTEIIN'S CLEANERS	2568 CENTRAL AVENUE		AUGUSTA	GA	DRYCLEANERS, UST
30904	1021192508		TIP TOP GRILL	2596-98 CENTRAL AVE		AUGUSTA	GA	EDR Historical Auto Stations
30904	1021191056		MUNFORD INC	2611 CENTRAL AVE		AUGUSTA	GA	EDR Historical Auto Stations
30904	2006793049			2822 CENTRAL AVE		AUGUSTA	GA	ERNS
30904	2003700165			2822 CENTRAL AVE		AUGUSTA	GA	ERNS
30904	2002619871			2030 CLARK STREET		AUGUSTA	GA	ERNS
30904	S112371812		AMOCO PERFORMANCE	3602 CLINTON ROAD		AUGUSTA	GA	
30904	1016934913		PONDEROSA GEORGIA CORP	3452 COOKIE RD		AUGUSTA	GA	
30904	S121800247		PONDEROSA GEORGIA CORP	3452 COOKIE RD		AUGUSTA	GA	AIRS
30904	S107751593	324500149	PONDEROSA GEORGIA CORP	COOKY RD EXTENTION	**	AUGUSTA	GA	AIRS
30904	U001483299	1210202	SUTHERLAND DIV/GRANITEVILLE CO	510 COTTAGE ST	**	AUGUSTA	GA	UST
30904	S112374786		SUSPECT: LEE S TIN SHOP	702 CRAWFORD AVE (LEE S TIN SHOP)		AUGUSTA	GA	
30904	S107666100		REEVES CONSTRUCTION CO INERT LAND	594 DAMASCUS ROAD	**	AUGUSTA	GA	SWF/LF
30904	1022241120		RICHARDS TEXACO SERVICE	869 DEANS BRIDGE	**	AUGUSTA	GA	EDR Historical Auto Stations
30904	1020417471		C & W TIRE SERVICE INC	2518 DEANS BRIDGE RD		AUGUSTA	GA	EDR Historical Auto Stations
30904	1000431174	110005674145	SILVERSTEINS CLEANERS	3120 DEANS BRIDGE RD		AUGUSTA	GA	RCRA-NonGen, FINDS
30904	1022979636	110070015991	ADDITIONS AND RENOVATIONS TO THE E	1903 DIVISION ST		AUGUSTA	GA	FINDS
30904	1016299113	110011887583	WALKER REAL ESTATE, INC. (AUGUSTA)	1143 DRUID PARK		AUGUSTA	GA	FINDS
30904	1005624366		WALKER REAL ESTATE, INC. (AUGUSTA)	1143 DRUID PARK		AUGUSTA	GA	FTTS
30904	1024132689		DRUID PARK IMPROVEMENTS	DRUID PARK AVENUE FROM WALTON WA	**	AUGUSTA	GA	
30904	1022988174	110070024544	WRDW SITE ON EISENHOWER DRIVE	1402 EISENHOWER DR		AUGUSTA	GA	FINDS
30904	1006792036	09121101	AUGUSTA FIRE STATION #4	1866 ELLIS ST		AUGUSTA	GA	LUST, UST
30904	1000431177	110005676606	SILVERSTEINS CLEANERS	701 ELLIS ST		AUGUSTA	GA	RCRA-NonGen, FINDS
30904	S109507909		XYTEX INTERNATIONAL	1100 EMMETT ST		AUGUSTA	GA	TIER 2
30904	S117054237		XYTEX CRYO INTERNATIONAL	1100 EMMETT STREET		AUGUSTA	GA	TIER 2
30904	S116495803		FRENCH DRY CLEANERS	1299 EMMETT STREET		AUGUSTA	GA	DRYCLEANERS
30904	1006772617	110013418989	MAINTENANCE DEPARTMENT	1570 ESSIE MCINTYRE AVE		AUGUSTA	GA	FINDS
30904	U001489629	09000645	RICHMOND CO SCHOOLS MAINT FAC	1570 ESSIE MCINTYRE AVE		AUGUSTA	GA	LUST, SWF/LF, UST
30904	S107752221	324500172	TRANSFLO TERMINAL SERVICES	1765 ESSIE MCINTYRE B		AUGUSTA	GA	AIRS
30904	1000271962	110005679729	HAWKS AUTOMOTIVE	1810 FAIRVIEW AVE		AUGUSTA	GA	RCRA-NonGen, FINDS
30904	S112372738		AUTO DEALERSHIP	FARRIS ROAD	**	AUGUSTA	GA	
30904	1006792079	110013615212	AUGUSTA RICHMOND COUNTY	1535 FENWICK ST		AUGUSTA	GA	NPDES, FINDS, UST
30904	S109697142		AUGUSTA PUBLIC TRANSIT FACILITY	1535 FENWICK STREET		AUGUSTA	GA	TIER 2
30904	S117052821		AUGUSTA PUBLIC TRANSIT	1535 FENWICK STREET		AUGUSTA	GA	TIER 2
30904	S112187421		AUGUSTA RIVERFRONT MARINA	1 FIFTH STREET		AUGUSTA	GA	TIER 2
30904	S117052822		AUGUSTA RIVERFRONT MARINA	1 FIFTH STREET		AUGUSTA	GA	TIER 2
30904	1022970264	110070006610	CHARLIE NORWOOD VA MEDICAL CENTE	1 FREEDOM WAY		AUGUSTA	GA	FINDS
30904	1022980200	110070016560	2037 GARDNER STREET	2037 GARDNER ST		AUGUSTA	GA	FINDS

EDR ZIP Code Scan Report

ZIP	EDR-ID	Facility ID	Name	Address	Map/Dir/Dist	City	State	Databases
30904	1005873979	110009356516	STANDARD TEXTILE AUGUSTA INC	1701 GOODRICH ST		AUGUSTA	GA	ICIS, FINDS
30904	S107752042	324500040	STANDARD TEXTILE AUGUSTA, INC.	1701 GOODRICH ST		AUGUSTA	GA	AIRS, NPDES, TIER 2
30904	S107775184	FATR20062V2FGP003V7Z -- STANDARD TEXTILE AUGUSTA, INC. -- 1701 GOODRICH ST.				AUGUSTA	GA	TIER 2
30904	S117053644		STANDARD TEXTILE AUGUSTA, INC.	1701 GOODRICH ST.		AUGUSTA	GA	TIER 2
30904	S112374700		SPARTAN MILLS	1701 GOODRICH STREET		AUGUSTA	GA	
30904	1009516955		KING MANUFACTURING CO	1701 GOODRICH STREET		AUGUSTA	GA	FTTS
30904	1014629698			1701 GOODRICH STREET		AUGUSTA	GA	PCB TRANSFORMER
30904	1000504413	GAD981253024	STANDARD TEXTILE AUGUSTA INC	1701 GOODRICH STREET		AUGUSTA	GA	PADS, RCRA-CESQG
30904	1009510415		AVONDALE MILLS INC.	1717 GOODRICH ST		AUGUSTA	GA	FTTS
30904	1007561487		AVONDALE MILLS INC.	1717 GOODRICH ST		AUGUSTA	GA	FTTS
30904	S102601571		AVONDALE MILLS SIBLEY PLANT	1717 GOODRICH STREET		AUGUSTA	GA	BROWNFIELDS, LUST, SPILLS
30904	1004461823	110001423148	SIBLEY MILL	1717 GOODRICH STREET		AUGUSTA	GA	US BROWNFIELDS, ICIS, FINDS
30904	U004141656		AVONDALE MILLS SIBLEY PLANT	1717 GOODRICH STREET		AUGUSTA	GA	UST
30904	U001483300	1210203	SIBLEY DIVISION	GOODRICH ST		AUGUSTA	GA	UST
30904	1003867983	GAD981003759	GOODRICH STREET LANDFILL	GOODRICH ST	**	AUGUSTA	GA	CERCLIS-NFRAP
30904	S113886939		AUGUSTA - GOODRICH ST (L)	GOODRICH ST/SAVANNAH RVR	**	AUGUSTA	GA	
30904	1010316255	GAR000048520	KELLY PAINT & BODY LLC	1230 GORDON HWY		AUGUSTA	GA	RCRA-CESQG
30904	1010439052	110031440019	KELLY PAINT & BODY LLC	1230 GORDON HWY		AUGUSTA	GA	FINDS
30904	U003003222	1210246	CHEVRON FOOD MART	1500 GORDON HWY		AUGUSTA	GA	UST
30904	1006790470	110013598972	CIRCLE K #2705349	1500 GORDON HWY		AUGUSTA	GA	FINDS, LUST
30904	1001024002	110006161321	AMERADA HESS STATION #10217	1535 GORDON HWY #25		AUGUSTA	GA	RCRA-NonGen, FINDS
30904	U001483480	1210447	J B WHITE & CO	1700 GORDON HWY		AUGUSTA	GA	UST
30904	1000507969	110055110865	MONTGOMERY WARD/AUTO EXP #2488	1700 GORDON HWY/REGENCY MALL		AUGUSTA	GA	RCRA-NonGen, FINDS, LUST, UST
30904	1004686753	110005693393	PEP BOYS #43	1725 GORDON HWY		AUGUSTA	GA	RCRA-CESQG, FINDS
30904	S104819542		GORDON VILLAGE SHOPPING CTR.	1753-1765 GORDON HWY.		AUGUSTA	GA	NON HSI
30904	1000860188	110066982689	AUGUSTA MITSUBITSHI	1768 GORDON HWY		AUGUSTA	GA	RCRA-NonGen, FINDS
30904	1000207351	110005281658	SATURN OF AUGUSTA	1770 GORDON HWY		AUGUSTA	GA	RCRA-NonGen, FINDS
30904	1006788883	110013582961	GULF #265611/BYRD GULF LOGO	1775 GORDON HWY		AUGUSTA	GA	FINDS, LUST, UST
30904	1000507732	110009357604	GERALD JONES HONDA	1801 GORDON HWY		AUGUSTA	GA	RCRA-NonGen, FINDS, UST
30904	A100334011		U-HAUL	1802 GORDON HIGHWAY		AUGUSTA	GA	AST
30904	U001483454	01210408	U-HAUL #77951	1802 GORDON HWY		AUGUSTA	GA	LUST, UST
30904	U001483267	01210153	PET DAIRY/LAND O SUN DAIRY	1805 GORDON HWY		AUGUSTA	GA	LUST, UST
30904	1021301709		AUTOTRANS OF AUGUSTA	1814 GORDON HWY		AUGUSTA	GA	EDR Historical Auto Stations
30904	A100333993		BENNETT GAS CO., INC.	1829 GORDON HIGHWAY		AUGUSTA	GA	AST
30904	1014696505	110043433442	WRIGHT ONE PAINT & BODY SHOP	1850 GORDON HIGHWAY, SUITE A		AUGUSTA	GA	FINDS
30904	1016208917	110005702114	PEACH AUTO PAINTING & COLLISION	1850-A GORDON HWY		AUGUSTA	GA	FINDS
30904	1000822778	GAD984313957	PEACH AUTO PAINTING & COLLISION	1850-A GORDON HWY		AUGUSTA	GA	RCRA-NonGen
30904	1000427962	110005673565	AUGUSTA TRANSMISSION CLINIC	1853 GORDON HWY		AUGUSTA	GA	RCRA-NonGen, FINDS
30904	1021468136		RICHARDS TECHNICAL TRANSM	1879 A GORDON HWY	**	AUGUSTA	GA	EDR Historical Auto Stations
30904	1000507733	110005702258	REGENCY TIRE & AUTO CENTER INC	1879 GORDON HIGHWAY		AUGUSTA	GA	RCRA-CESQG, FINDS
30904	1017436307		RICHARD'S TRANSMISSIONS	1879A GORDON HWY		AUGUSTA	GA	
30904	1000822798	GAD984315523	RICHARD'S TRANSMISSIONS	1879A GORDON HWY		AUGUSTA	GA	RCRA-NonGen
30904	1000822884	110043775821	AUGUSTA DODGE	1886 GORDON HWY		AUGUSTA	GA	RCRA-NonGen, FINDS
30904	1022027463		GREENWAY CURB MARKET	1889 GORDON HWY		AUGUSTA	GA	EDR Historical Auto Stations
30904	1020302183		CLEAN SPIRIT CAR CARE LLC	1896 GORDON HWY		AUGUSTA	GA	EDR Historical Auto Stations
30904	U004188155		AM-PM FOOD STORE INC	1898 GORDON HWY		AUGUSTA	GA	UST
30904	1009614685		SIMONS STANDARD SERVICE STN	1898 GORDON HWY		AUGUSTA	GA	EDR Historical Auto Stations
30904	S110590980		AM-PM FOOD STORE INC	1898 GORDON HWY		AUGUSTA	GA	LUST
30904	U003984467	10000573	SASSER AUTOMOTIVE/MR TRANSMISSIO	1902 GORDON HIGHWAY		AUGUSTA	GA	LUST, UST
30904	1007264199	GAR000036319	MR TRANSMISSION	1902 GORDON HWY		AUGUSTA	GA	RCRA-NonGen
30904	S112371619		BARNETT S RADIATOR	1906 GORDON HIGHWAY		AUGUSTA	GA	
30904	1009614739		STRIPLING & SON SHELL SERVICE	1947 GORDON HIGHWAY		AUGUSTA	GA	EDR Historical Auto Stations
30904	1021343820		NIMMONS IRVIN E	1949 GORDON HWY		AUGUSTA	GA	EDR Historical Auto Stations
30904	1021259824		AUGUSTA L P GAS	1998 GORDON HWY		AUGUSTA	GA	EDR Historical Auto Stations
30904	A100333999		POWELL'S GROCERY & GAS	2182 GORDON HIGHWAY		AUGUSTA	GA	AST
30904	U003920746	01210277	POWELL GAS & GROCERY	2182 GORDON HWY		AUGUSTA	GA	LUST, UST
30904	1020302559		G I AUTO PARTS	2270 GORDON HWY		AUGUSTA	GA	EDR Historical Auto Stations
30904	1020950874		POWELLS GROCERY AND GASOLINE	GORDON HWY	**	AUGUSTA	GA	EDR Historical Auto Stations

EDR ZIP Code Scan Report

ZIP	EDR-ID	Facility ID	Name	Address	Map/Dir/Dist	City	State	Databases
30904	1021942349		PAPER STOCK DEALERS INC	1525 GOVERNMENT RD		AUGUSTA	GA	EDR Historical Auto Stations
30904	U002081134	9121135	SONOCO PAPER STOCK DEALERS INC	1525 GOVERNMENT RD		AUGUSTA	GA	NPDES, UST
30904	S121269341		PAPER STOCK DEALERS, INC.	1525 GOVERNMENT ROAD		AUGUSTA	GA	SWF/LF
30904	1022989221	110070025591	SONOCO RECYCLING - AUGUSTA	1525 GOVERNMENT ROAD		AUGUSTA	GA	FINDS
30904	U001483302	1210205	FIBERS DEPT	GOVERNMENT RD		AUGUSTA	GA	UST
30904	U003158459	9121175	GRANITEVILLE COMPANY ENTERPRISES	1452 GREEN STREET		AUGUSTA	GA	LUST, UST
30904	U001483301	1210204	ENTERPRISE DIV	GREENE ST		AUGUSTA	GA	UST
30904	1009614384		THOMPSONS TEXACO SERVICE STN	1501 GWINNETT ST	**	AUGUSTA	GA	EDR Historical Auto Stations
30904	1009614393		MEDICAL CENTER 66 SERVICE	1502 GWINNETT ST	**	AUGUSTA	GA	EDR Historical Auto Stations
30904	1021923075		LAMB WILLIAM L	1553 GWINNETT ST	**	AUGUSTA	GA	EDR Historical Auto Stations
30904	U004141630		BECKHAM PETROLEUM	620 HALL ST		AUGUSTA	GA	UST
30904	1014694797	110041874870	403 HAMILTON STREET	403 HAMILTON STREET		AUGUSTA	GA	FINDS
30904	S112370450		TRENHEATH	2500 HELEN STREET		AUGUSTA	GA	
30904	1010043199		OAK HILL APARTMENTS	817 HICKMAN ROAD		AUGUSTA	GA	FTTS
30904	1009519603		OAK HILL APARTMENTS	817 HICKMAN ROAD		AUGUSTA	GA	
30904	1016339767	110028156064	OAK HILL APARTMENTS	817 HICKMAN ROAD		AUGUSTA	GA	FINDS
30904	1021343811		SAV-A-TON INC	15 HIGHGATE WEST		AUGUSTA	GA	EDR Historical Auto Stations
30904	S112371262		AUGUSTA FIRE DEPT	111 HIGHLAND AVENUE		AUGUSTA	GA	
30904	1006792044	09121099	AUGUSTA FILTER PLANT	1425 HIGHLAND AVE		AUGUSTA	GA	LUST, SPILLS, UST
30904	1022988565	110070024935	DANIEL FIELD AIRPORT	1775 HIGHLAND AVE		AUGUSTA	GA	FINDS
30904	S110693785		DANIEL FIELD AIRPORT	1775 HIGHLAND AVE		AUGUSTA	GA	NPDES, TIER 2
30904	S117052824		DANIEL FIELD AIRPORT	1775 HIGHLAND AVE		AUGUSTA	GA	TIER 2
30904	U003003181	1210035	OK PANTRY	502 HIGHLAND AVE		AUGUSTA	GA	UST
30904	1006773103	110013423884	OK PANTRY	502 HIGHLAND AVE		AUGUSTA	GA	FINDS, LUST
30904	S112374597		JANET ETTERLY COMP	1911 HOPIE ROAD		AUGUSTA	GA	
30904	1018550974		FORTS CLEANERS	1443 JOHNS RD		AUGUSTA	GA	EDR Historical Cleaners
30904	1024132325		MIDTOWN STATION	JOHNS ROAD NEAR WYCLIFF STREET	**	AUGUSTA	GA	
30904	1010043195	110028156028	AUGUSTA PROPERTY MANAGEMENT INC	2595 KELLY STREET 1A		AUGUSTA	GA	FINDS
30904	1009401260		AUGUSTA PROPERTY MANAGEMENT INC	2595 KELLY STREET 1A		AUGUSTA	GA	FTTS
30904	2000524036			1030 KENT STREET		AUGUSTA	GA	ERNS
30904	1022973577	110070009926	THOMAS CONCRETE AUGUSTA	1805 KILLINGSWORTH RD		AUGUSTA	GA	FINDS
30904	S118160884		THOMAS CONCRETE - AUGUSTA	1805 KILLINGSWORTH ROAD		AUGUSTA	GA	NPDES, TIER 2
30904	U001493002	9121071	KINGS WAY PACKAGE SHOP/TEXACO ST	2101 KINGS WAY		AUGUSTA	GA	UST
30904	S117049649		BELLSOUTH - R3515	2115 KINGS WAY		AUGUSTA	GA	TIER 2
30904	1001024070	110005708608	BST AGSTGATH R3515	2115 KINGS WAY		AUGUSTA	GA	RCRA-NonGen, FINDS
30904	1006790566	110013599935	BST/HILL CO/R3515	2115 KINGS WAY		AUGUSTA	GA	TIER 2, FINDS, LUST, UST
30904	U003003257	01210402	HOLIDAY MARKET #418	1770 KISSING BOWER RD		AUGUSTA	GA	LUST, UST
30904	1021034300		GEORGIA C-MARKETS LLC	1770 KISSINGBOWER RD		AUGUSTA	GA	EDR Historical Auto Stations
30904	1006792380	110013618246	KIMS FAST STOP GAS	1959 KISSINGBOWER RD		AUGUSTA	GA	FINDS, UST
30904	S104550899	10620	CHEROKEE SHOPPING CENTER	1966 KISSINGBOWER ROAD		AUGUSTA	GA	SHWS
30904	U003003186	1210054	CIRCLE K #2705584	1501 LANEY WALKER BLVD		AUGUSTA	GA	UST
30904	1006789389	110013588091	CIRCLE K #2705584	1501 LANEY WALKER BLVD		AUGUSTA	GA	FINDS, LUST
30904	1022979471	110070015826	PAINE COLLEGE STUDENT HOUSING SITE	1720 LANEY WALKER BLVD		AUGUSTA	GA	FINDS
30904	S112373225		COLUMBIA NITROGEN	LANEY WALKER BOULEVARD	**	AUGUSTA	GA	
30904	A100334037		FRITO-LAY CO.	1713 NORTH LEG ROAD		AUGUSTA	GA	AST
30904	A100334020		COCA COLA	1901 NORTH LEG		AUGUSTA	GA	AST
30904	1020867218		NORTH LEG FACTORY OUTLET	NORTH LEG & WYLDS RD		AUGUSTA	GA	EDR Historical Auto Stations
30904	U001483342	1210249	CIRCLE K #5334	2572 LUMPKIN RD		AUGUSTA	GA	LUST, UST
30904	1006772718	110013420002	CIRCLE K #2705334	2572 LUMPKIN RD		AUGUSTA	GA	FINDS
30904	A100355237		CIRCLE K #5334	2572 LUMPKIN ROAD		AUGUSTA	GA	AST
30904	2001571882			1406 MADDOX STREET		AGUSTA	GA	ERNS
30904	A100346643		SHORT STOP #1	2159 MARTIN LUTHER KING BOULEVARD		AUGUSTA	GA	AST
30904	1005525320	110001414817	J C'S AUTO SERVICE	2207 MARTIN LUTHER KING BLVD.		AUGUSTA	GA	FINDS
30904	S112373375		CONCRETE DUST	1700 MEREDITH ROAD		AUGUSTA	GA	
30904	1021793389		BARNES AUTO SERVICES	406 METCALF ST		AUGUSTA	GA	EDR Historical Auto Stations
30904	U004141561		CIRCLE K #4463	3698 MIKE PADGETT HWY		AUGUSTA	GA	UST
30904	S112374677		ARMY NATIONAL GUARD	#1 MILLAGE ROAD		AUGUSTA	GA	
30904	1021527151		BROADWATER SERVICE STATION	1658 MILLEDGE	**	AUGUSTA	GA	EDR Historical Auto Stations
30904	1024140414		ACC - FAIRWAY GRASSING	655 MILLEDGE ROAD		AUGUSTA	GA	
30904	1007213349	110016721154	GA NATL GUARD ARMORY 878TH EN BN	88 MILLEDGE RD		AUGUSTA	GA	FINDS
30904	U001483194	1210069	OLIVE RD AMOCO	2259 MILLEDGEVILLE RD		AUGUSTA	GA	LUST, UST

EDR ZIP Code Scan Report

ZIP	EDR-ID	Facility ID	Name	Address	Map/Dir/Dist	City	State	Databases
30904	1019991398		FRANS LAUNDRY	2301 MILLEDGEVILLE RD		AUGUSTA	GA	EDR Historical Cleaners
30904	U003003175	1210010	PIERCE AUTO SALES	2415 MILLEDGEVILLE RD		AUGUSTA	GA	UST
30904	U001492946	9121005	BATES AUTO PARTS	2507 MILLEDGEVILLE RD		AUGUSTA	GA	LUST, UST
30904	1020925508		PUMPING STATION INC	2510 MILLEDGEVILLE RD		AUGUSTA	GA	EDR Historical Auto Stations
30904	1007264197	110013590710	SHORT STOP #5	2510 MILLEDGEVILLE RD		AUGUSTA	GA	RCRA-NonGen, FINDS
30904	U001483250	1210135	SHORT STOP	2510 MILLEDGEVILLE RD		AUGUSTA	GA	LUST, UST
30904	1021275831		OSBORNE TOWING & RECOVERY	2517 MILLEDGEVILLE RD		AUGUSTA	GA	EDR Historical Auto Stations
30904	1009615186		INTERSTATE STATIONS INC	2607 MILLEDGEVILLE RD		AUGUSTA	GA	EDR Historical Auto Stations
30904	U001483428	1210351	MURPHEY MIDDLE SCHOOL	2610 MILLEDGEVILLE RD		AUGUSTA	GA	LUST, UST
30904	1008311812	110036740104	MURPHEY MIDDLE CHARTER SCHOOL	2610 MILLEDGEVILLE ROAD		AUGUSTA	GA	FINDS
30904	S113245242		STRATTON HOME TRANSPORT/STERVICE	2933 MILLEDGEVILLE ROAD		AUGUSTA	GA	SWF/LF
30904	1000181116	110005678365	AC PROCTOR'S PAINT & BODY SHOP INC	3011 MILLEDGEVILLE RD		AUGUSTA	GA	RCRA-CESQG, FINDS
30904	1014696502	110043433415	A. C. PROCTOR PAINT & BODY, INC.	3011 MILLEDGEVILLE ROAD		AUGUSTA	GA	FINDS
30904	1009615434		EUBANKS SERVICE STATION & GR	3217 MILLEDGEVILLE		AUGUSTA	GA	EDR Historical Auto Stations
30904	1021716452		MAGRUDER SINCLAIR SERVICE STN	2159 MILLEDGEVLL RD	**	AUGUSTA	GA	EDR Historical Auto Stations
30904	1020558834		JERRYS PHILLIPS 66 SERVICE STN	2833 MILLEDGEVLL RD	**	AUGUSTA	GA	EDR Historical Auto Stations
30904	1022201798		HOLMES AMERICAN SERVICE	2259 MILLEDGVILL RD	**	AUGUSTA	GA	EDR Historical Auto Stations
30904	1019990389		FORTS DRY CLEANERS	2315 MILLEDGVL RD	**	AUGUSTA	GA	EDR Historical Cleaners
30904	1021648588		RILEY SERVICE STATION	2159 MILLEDGVLL RD	**	AUGUSTA	GA	EDR Historical Auto Stations
30904	1021802041		HOLMES AMERICAN SERVICE	2259 MILLEDGVLL RD	**	AUGUSTA	GA	EDR Historical Auto Stations
30904	1021157324		IVEYS 66 SERVICE STATION	2833 MILLEDGVLL RD	**	AUGUSTA	GA	EDR Historical Auto Stations
30904	S112370784		JOHN MALPAUS	2633 MILLER AVENYE		AUGUSTA	GA	
30904	1000822729	110005701785	WHEEL & DEAL TIRE	2329 MILLIDGEVILLE RD		AUGUSTA	GA	RCRA-NonGen, FINDS
30904	S113245256		GA - CAROLINA STUCCO, INC.	3018 MILLIDGEVILLE ROAD		AUGUSTA	GA	SWF/LF
30904	S112371541		WANDER ARMS APTS	3035 MILLIDGEVILLE ROAD		AUGUSTA	GA	
30904	1004687885	110005715645	UPS - AUGUSTA	2921 MIXON COURT		AUGUSTA	GA	RCRA-CESQG, FINDS
30904	S118160260		COMCAST OF GEORGIA/SOUTH CAROLIN	1424 MONTE SANO AVE.		AUGUSTA	GA	TIER 2
30904	1022960745	110069994092	COMCAST CABLE COMMUNICATIONS, LL	1424 MONTE SANO AVE.		AUGUSTA	GA	FINDS
30904	1019916184		COMCAST CABLE COMMUNICATIONS, LL	1424 MONTE SANO AVE.		AUGUSTA	GA	ICIS
30904	U001483184	1210058	COMCAST OF GEORGIA/SOUTH CAROLIN	1424 MONTE SANO AVE.		AUGUSTA	GA	TIER 2, UST
30904	S112187079		COMCAST OF GEORGIA/SOUTH CAROLIN	1426 MONTE SANO AVE.		AUGUSTA	GA	TIER 2
30904	S113908780		COMCAST OF GEORGIA/SOUTH CAROLIN	1426 MONTE SANO AVE.		AUGUSTA	GA	TIER 2
30904	S117049293		COMCAST OF GEORGIA/SOUTH CAROLIN	1426 MONTE SANO AVE.		AUGUSTA	GA	TIER 2
30904	1009614386		MONTE SANO SERVICE STATION	1501 MONTE SANO AVE		AUGUSTA	GA	EDR Historical Auto Stations
30904	S112370939		EVERLASTING GRANITE	MONTE SANO AVENUE		AUGUSTA	GA	
30904	A100334034		ANNIS, INC.	1601 MONTESANTO AVE CLOSED		AUGUSTA	GA	AST
30904	S113245297		COLEMAN SANITATION	1645 NIXON ROAD		AUGUSTA	GA	SWF/LF
30904	S112371418		BURNING	1222 NORTHWIND ROAD/NEXTDOOR		AUGUSTA	GA	
30904	A100334029		AUGUSTA BOX & CRATE	201 NORTON ROAD		AUGUSTA	GA	AST
30904	S112373434		ALTERNATE ENERGY RES	NOT GIVEN		AUGUSTA	GA	
30904	1000507204	110005698218	J & H FOOD STORES PUMP & SHOP #17	2066 OLD SAVANNAH RD		AUGUSTA	GA	RCRA-NonGen, FINDS
30904	1006791535	110013609737	JRS MART	2078 OLD SAVANNAH RD		AUGUSTA	GA	FINDS, UST
30904	1021038640		SONGS COUNTRY STORE	4170 OLD WAYNESBORO RD	**	AUGUSTA	GA	EDR Historical Auto Stations
30904	1006790477	110013599043	PAK N GO	1649 OLIVE RD & WHARTON		AUGUSTA	GA	FINDS
30904	U003003221	1210245	SHOPPIN STOP	1649 OLIVE RD & WHARTON		AUGUSTA	GA	LUST, UST
30904	1020277816		J & H STORES INC	1649 OLIVE ROAD		AUGUSTA	GA	EDR Historical Auto Stations
30904	1022973062	110070009411	GOOD SHEPHERD BAPTIST CHURCH	1714 OLIVE RD		AUGUSTA	GA	FINDS
30904	S117052642		CHARLIE NORWOOD VA MEDICAL CENTE	ONE FREEDOM WAY	**	AUGUSTA	GA	TIER 2
30904	S112187405		CHARLIE NORWOOD VA MEDICAL CENTE	ONE FREEDOM WAY		AUGUSTA	GA	TIER 2
30904	S113909426		CHARLIE NORWOOD VA MEDICAL CENTE	ONE FREEDOM WAY		AUGUSTA	GA	TIER 2
30904	1019932656		AUGUSTA CLEANERS	2227 OVERTON RD		AUGUSTA	GA	EDR Historical Cleaners
30904	2006817890			2260 OVERTON RD		AUGUSTA	GA	ERNS
30904	S105565437	10730	ONE-HOUR CLEANERIZING (ASSOC. WITH	2618 PEACH ORCHARD ROAD		AUGUSTA	GA	SHWS
30904	1009320477	110024285860	BECKHAM WASTE OIL SPILL	PREP PHILLIPS DRIVE	**	AUGUSTA	GA	FINDS
30904	1009218874	GAN000409842	BECKHAM WASTE OIL SPILL	PREP PHILLIPS DRIVE	**	AUGUSTA	GA	CERCLIS
30904	1024028094	110070147302	AUGUSTA TRANSIT FACILITY	2844 REGENCY BLVD		AUGUSTA	GA	FINDS
30904	1022972339	110070008687	BOND PROJECT NO. 10250, GOODRICH S	2431 RIVERLOOK DR		AUGUSTA	GA	FINDS
30904	U001483449	1210395	ACADEMY OF RICHMOND COUNTY	910 RUSSELL ST		AUGUSTA	GA	LUST, UST

EDR ZIP Code Scan Report

ZIP	EDR-ID	Facility ID	Name	Address	Map/Dir/Dist	City	State	Databases
30904	1021648575		COWART TERRELL	U S HWY 25	**	AUGUSTA	GA	EDR Historical Auto Stations
30904	94241773			2404 SEMINOLE ROAD		AUGUSTA	GA	ERNS
30904	1014623874			SIBLEY PLANT, 1717 GOODRICH ST.	**	AUGUSTA	GA	PCB TRANSFORMER
30904	U001493006	9121075	MID CITY INDUSTRIES INC	SLAYTON STR		AUGUSTA	GA	UST
30904	U003296402	9121201	SOUTHERN MACHINE & TOOL COMPANY	1815 -15TH ST		AUGUSTA	GA	UST
30904	1006773087	110013423722	GA POWER/AUGUSTA CONTROL CTR	301 15TH ST		AUGUSTA	GA	FINDS, LUST
30904	U001483176	1210047	GA POWER/AUGUSTA CONTROL CTR	301 15TH ST		AUGUSTA	GA	UST
30904	S112372354		GA. POWER	STARMES ST.	**	AUGUSTA	GA	
30904	2002597499			1919 STARNES STREET		AUGUSTA	GA	ERNS
30904	A100346638		SHORT STOP #2	1714 15TH STREET		AUGUSTA	GA	AST
30904	S117052641		CHARLIE NORWOOD VA MEDICAL CENTE	950 15TH STREET		AUGUSTA	GA	TIER 2
30904	S112187404		CHARLIE NORWOOD VA MEDICAL CENTE	950 15TH STREET		AUGUSTA	GA	TIER 2
30904	S113909425		CHARLIE NORWOOD VA MEDICAL CENTE	950 15TH STREET		AUGUSTA	GA	TIER 2
30904	1004686442	110013600255	BST AGSTGASA R6503	1574 SUNSET AVE		AUGUSTA	GA	RCRA-NonGen, FINDS
30904	1001960306	110005714236	FIRST RECOVERY	1745 SUNSET AVE STE A		AUGUSTA	GA	RCRA-NonGen, FINDS
30904	S112370216		ALTERNATE ENERGY RES	1745 SUNSET COURT		AUGUSTA	GA	
30904	1016223655	110007488254	VOGUE CLEANERS #2	SURREY CENTER		AUGUSTA	GA	FINDS
30904	1000424476	GAD981221872	VOGUE CLEANERS #2	SURREY CENTER		AUGUSTA	GA	RCRA-NonGen
30904	93166248			AT THE END OF FARRIS RD	**	AUGUSTA	GA	ERNS
30904	S116496350		SILVERSTEIN'S CLEANERS	2763 N. TOBACCO ROAD	**	AUGUSTA	GA	DRYCLEANERS
30904	S113245298		EVANS SANITATION	117 VANDERBILT CIRCLE		AUGUSTA	GA	SWF/LF
30904	1009401604		MAGNOLIA PARK APARTMENTS	2133 VANDIVERE ROAD		AUGUSTA	GA	
30904	1016339772	110028160727	MAGNOLIA PARK APARTMENTS	2133 VANDIVERE ROAD		AUGUSTA	GA	FINDS
30904	1010047578		MAGNOLIA PARK APARTMENTS	2133 VANDIVERE ROAD		AUGUSTA	GA	FTTS
30904	1000408291	110005684660	SOUTHERN ROADBUILDERS	2312 WALDEN DR		AUGUSTA	GA	RCRA-NonGen, FINDS, UST
30904	1004687773	110005713629	AUGUSTA IND COATINGS	2320 WALDEN DR		AUGUSTA	GA	RCRA-NonGen, FINDS
30904	S113245310		CSRA BIOCLEAN	2320 WALDEN DRIVE		AUGUSTA	GA	SWF/LF
30904	1003867966	GAD980847545	WALDEN DRIVE OLD LDFL SITE	2327 WALDEN DRIVE		AUGUSTA	GA	CERCLIS-NFRAP
30904	1000427958	110005667741	AUGUSTA PLATING COMPANY INC	2340 WALDEN DR		AUGUSTA	GA	RCRA-NonGen, FINDS, RAATS
30904	S112369470		ALTERNATE ENERGY RESOURC	2730 WALDEN DRIVE		AUGUSTA	GA	
30904	1009509472		ALTERNATE ENERGY RESOURCES INC	2730 WALDEN ROAD		AUGUSTA	GA	FTTS
30904	1000216702	110000611687	ALTERNATE ENERGY RESOURCES INC	2736 WALDEN DR		AUGUSTA	GA	CORRACTS, FTTS, CERCLIS, NON HSI, US ENG CONTROLS, US INST CONTROL, ICIS, LIENS 2, RCRA-NonGen, FINDS, SPILLS, NPL, ROD, RCRAInfo-TSDF, PRP
30904	S105565413	10701	ALTERNATE ENERGY RESOURCES - NPL	2736 WALDEN DRIVE		AUGUSTA	GA	SHWS
30904	1021242135		ANN FRANKLIN INC	2834 WALDEN DR		AUGUSTA	GA	EDR Historical Auto Stations
30904	U003003194	01210110	ABBOTT OIL CO INC	2834 WALDEN DR		AUGUSTA	GA	TIER 2, LUST, UST
30904	1021553286		ALTERNATE ENERGY RESOURCES INC	2936 WALDEN DRIVE		AUGUSTA	GA	EDR Historical Auto Stations
30904	S121501814		ALTERNATE ENERGY RESOURCES (TSD)	2936 WALDEN DRIVE		AUGUSTA	GA	
30904	S112370368		ALTERNATE ENERGY RES	WALDEN DRIVE		AUGUSTA	GA	
30904	S112373882		DUMPING-WILSON	WALDEN DRIVE	**	AUGUSTA	GA	
30904	S107667924		TOMPKINS & ASSOCIATES-WALDEN DRIV	WALDEN ROAD IN AUGUSTA	**	AUGUSTA	GA	SWF/LF
30904	1000335247	110005706405	EXXON BULK PLANT #4088	2834 WALDON DR		AUGUSTA	GA	RCRA-NonGen, FINDS
30904	1000427968	110005684090	AUGUSTA PUBLIC TRANSIT	1516 WALL ST		AUGUSTA	GA	RCRA-NonGen, FINDS
30904	S110591082		FORMER GAS STATION	1502 WALTON WY		AUGUSTA	GA	LUST
30904	U004188143		FORMER GAS STATION	1502 WALTON WY		AUGUSTA	GA	UST
30904	1015753521	GAR000069575	DBA RITE AID #11832	1505 WALTON WAY		AUGUSTA	GA	RCRA-CESQG
30904	1015951448	110055057986	RITE AID #11832	1505 WALTON WAY		AUGUSTA	GA	FINDS
30904	1015918440	110045539379	CVS PHARMACY #3378	1520 WALTON WAY		AUGUSTA	GA	FINDS
30904	1014952268	GAR000065557	CVS PHARMACY #3378	1520 WALTON WAY		AUGUSTA	GA	RCRAInfo-LQG
30904	1022065090		INTERNATIONAL HOUSE PANCAKES	1531 WALTON WAY		AUGUSTA	GA	EDR Historical Auto Stations
30904	U004022725	10000385	FRANK A CALHOUN & COMPANY (ROMEC	1549 WALTON WAY		AUGUSTA	GA	LUST, UST
30904	1023645546	110070054705	BURGER KING	1631 WALTON WAY		AUGUSTA	GA	FINDS
30904	1000461420	110005690341	MINIT-LUBE #1543	1642 WALTON WAY		AUGUSTA	GA	RCRA-NonGen, FINDS
30904	U001483230	01210107	MINIT LUBE #1543/QUICK STOP OIL	1642 WALTON WAY		AUGUSTA	GA	LUST, UST
30904	U003003258	1210407	CIRCLE K STORE #3171	1739 WALTON WAY		AUGUSTA	GA	LUST, UST
30904	A100346644		CIRCLE K #3171	1739 WALTON WAY		AUGUSTA	GA	AST
30904	1006772603	110013418845	PUMP N SHOP #6	1739 WALTON WAY		AUGUSTA	GA	FINDS
30904	1009734473		TUBMAN MIDDLE SCHOOL	1740 WALTON WAY		AUGUSTA	GA	LUST
30904	U001483432	01210356	TUBMAN MIDDLE SCHOOL	1740 WALTON WAY		AUGUSTA	GA	UST
30904	1006789293	110013587118	PROSPERITY 414	1801 WALTON WAY		AUGUSTA	GA	NON HSI, FINDS, LUST,

EDR ZIP Code Scan Report

ZIP	EDR-ID	Facility ID	Name	Address	Map/Dir/Dist	City	State	Databases
								UST
30904	1004687571	110005710481	HESS STATION 10225	1801 WALTON WAY		AUGUSTA	GA	RCRA-NonGen, FINDS
30904	1006792302	09121168	CHURCHS FRIED CHICKEN #807	1820 WALTON WAY		AUGUSTA	GA	LUST, UST
30904	U003007294	09121159	SAMS AUTO WORKS	1902 WALTON WAY		AUGUSTA	GA	LUST, UST
30904	1005525358	110001765518	KOONE'S AUTOMOTIVE REPAIR SHOP	1902 WALTON WAY		AUGUSTA	GA	FINDS
30904	1000431173	110005674083	SILVERSTEINS CLEANERS	1924 WALTON WAY		AUGUSTA	GA	RCRA-NonGen, FINDS
30904	S116496348		SILVERSTEIN'S CLEANERS	1924 WALTON WAY		AUGUSTA	GA	DRYCLEANERS
30904	1018495160		SERVICE STEINS	1924 WALTON WAY WAY	**	AUGUSTA	GA	EDR Historical Cleaners
30904	1009614724		RED LION TEXACO	1934 WALTON WAY		AUGUSTA	GA	EDR Historical Auto Stations
30904	S116495510		BRICKLE'S CLEANERS	1944 A WALTON WAY	**	AUGUSTA	GA	DRYCLEANERS
30904	1006789340	110013587591	ACADEMY AMOCO	1953 WALTON WAY		AUGUSTA	GA	FINDS
30904	U001483189	1210063	ACADEMY AMOCO	1953 WALTON WAY		AUGUSTA	GA	UST
30904	1009614796		SUNOCO INC	2013 WALTON WAY		AUGUSTA	GA	EDR Historical Auto Stations
30904	1006789451	110013588714	SUNOCO #0616-1426	2013 WALTON WAY		AUGUSTA	GA	FINDS
30904	U003003183	01210043	SONUCO WALTON WAY	2013 WALTON WAY		AUGUSTA	GA	LUST, UST
30904	A100346634		SUNOCO WALTON WAY	2013 WALTON WAY		AUGUSTA	GA	AST
30904	2014085039			2121 WALTON WAY		AUGUSTA	GA	ERNS
30904	1012087927	110038669839	USARC AUGUSTA RESERVE	2406 WALTON WAY		AUGUSTA	GA	FINDS
30904	1000892680	110026038767	AUGUSTA COLLEGE	2500 WALTON WAY		AUGUSTA	GA	PADS, RCRAInfo-SQG, FINDS
30904	1009712107		AUGUSTA COLLEGE	2500 WALTON WAY		AUGUSTA	GA	FTTS
30904	S110590988		AUG UNIV	2500 WALTON WAY		AUGUSTA	GA	TIER 2, LUST
30904	1004688550	110006547031	COLONIAL COURT APARTMENTS	2549 WALTON WAY		AUGUSTA	GA	RCRA-NonGen, FINDS
30904	U001483426	1210349	LANGFORD MIDDLE SCHOOL	3019 WALTON WAY EXT		AUGUSTA	GA	LUST, UST
30904	1000431172	110005673495	SILVERSTEINS CLEANERS	3626 WALTON WAY EXT		AUGUSTA	GA	RCRA-NonGen, FINDS
30904	S116496352		SILVERSTEIN'S CLEANERS	3636 WALTON WAY EXTENSION		AUGUSTA	GA	DRYCLEANERS
30904	A100334094		CIRCLE K #3173	902 WALTON WAY		AUGUSTA	GA	AST
30904	1021938257		KING IVAN SHELL SERVICE STN	WALTON WAY	**	AUGUSTA	GA	EDR Historical Auto Stations
30904	1020116796		WALTON WAY LAUNDRY & CLEANERS	1839-41 WALTONWAY	**	AUGUSTA	GA	EDR Historical Cleaners
30904	1020212773		CLARKS ESSO SERVICE CENTER	2274 WASHINGTON RD	**	AUGUSTA	GA	EDR Historical Auto Stations
30904	U003003276	1210460	KELLYS MINI MART	2335 WASHINGTON RD		AUGUSTA	GA	LUST, UST
30904	1006772468	110013417490	KELLYS MINIT MART	2335 WASHINGTON RD		AUGUSTA	GA	FINDS
30904	1010042093	110028102817	SAVANNAH WEST	2425 WASHINGTON ROAD		AUGUSTA	GA	FINDS
30904	1010042097	110028103148	COASTAL PIEDMONT PROPERTIES	2434 WASHINGTON ROAD		AUGUSTA	GA	FINDS
30904	1014695209	110041889016	2601 WASHINGTON ROAD	2601 WASHINGTON ROAD		AUGUSTA	GA	FINDS
30904	1023642895	110070052048	ANGC - 2017 EROSION CONTROL	2604 WASHINGTON RD		AUGUSTA	GA	FINDS
30904	1023642601	110070051753	ANGC - ADMINISTRATION BUILDING	2604 WASHINGTON RD		AUGUSTA	GA	FINDS
30904	1022970113	110070006459	ANGC - WEST GATE 6 ADDITIONS	2604 WASHINGTON RD		AUGUSTA	GA	FINDS
30904	1006792053	110013614954	AUGUSTA NATIONAL GOLF COURSE MAI	2604 WASHINGTON RD		AUGUSTA	GA	FINDS, LUST, UST
30904	1023546624	110070018353	ANGC - LOT W GRADING AND STABILIZA	2604 WASHINGTON RD		AUGUSTA	GA	FINDS
30904	S118839175		AUGUSTA NATIONAL - CELL DAS - USID13	2604 WASHINGTON ROAD DUP		AUGUSTA	GA	TIER 2
30904	U001483372	1210282	CIRCLE K STORE #3178	2631 WASHINGTON RD		AUGUSTA	GA	LUST, UST
30904	1006790940	110013603706	PUMP-N-SHOP #15	2631 WASHINGTON RD		AUGUSTA	GA	FINDS
30904	A100334089		CIRCLE K #3178	2631 WASHINGTON ROAD		AUGUSTA	GA	AST
30904	U003003174	1210009	R D BOSWELL/NATIONAL HILLS SVC C	2635 WASHINGTON RD		AUGUSTA	GA	UST
30904	1007118023	GAD981219520	BCRE INVESTMENTS LLC	2704 WASHINGTON RD		AUGUSTA	GA	RCRA-NonGen
30904	U001483393	01210308	FORMER GASOLINE STATION	2819 WASHINGTON RD		AUGUSTA	GA	LUST, UST
30904	1009615270		CADLES SUPER SERVICE	2845 WASHINGTON RD		AUGUSTA	GA	EDR Historical Auto Stations
30904	1020271659		F & P CLUB MARKET	3109 WASHINGTON RD		AUGUSTA	GA	EDR Historical Auto Stations
30904	1000173323	110006395506	BRICKLES CLEANERS	3706 WASHINGTON RD		MARTINEZ	GA	RCRA-CESQG, FINDS
30904	1021258350		TEXACO SERVICE CENTER	WASHINGTON RD	**	AUGUSTA	GA	EDR Historical Auto Stations
30904	1009613065		BRICKLES CLEANERS	2808 WHEELER RD		AUGUSTA	GA	EDR Historical Cleaners
30904	U003003237	01210287	WHITE ROAD GARAGE & SVC STATION	1561 WHITE RD		AUGUSTA	GA	LUST, UST
30904	A100334018		RICHMOND COMPANY SHOP #1	1561 WHITE ROAD		AUGUSTA	GA	AST
30904	U004022788	10000820	CHAMPION BEVERAGE DISTRIBUTORS	1815 WILKINSON ROAD		AUGUSTA	GA	LUST, UST
30904	1010443284	110031405502	AUGUSTA SASH & DOOR SALES OF GA IN	1824 WILKINSON RD		AUGUSTA	GA	FINDS
30904	1010316256	GAR000048538	AUGUSTA SASH & DOOR SALES OF GA IN	1824 WILKINSON RD		AUGUSTA	GA	RCRA-CESQG
30904	1000431176	110005674813	SILVERSTEINS CLEANERS	2416 WINSOR SPRING RD		AUGUSTA	GA	RCRA-NonGen, FINDS
30904	U001492948	09121007	J L WASTE OIL	100 WINTER ST		AUGUSTA	GA	LUST, UST
30904	1020586286		VALLEY PARK SHELL	3211 WIRGHTSBORO RD		AUGUSTA	GA	EDR Historical Auto Stations
30904	1000100283	GAD981224587	OMS NUMBER 4	WOOD ST		AUGUSTA	GA	RCRA-CESQG, LUST, UST
30904	1006773131	110013424160	RACO #6	2447 WRIGHTBORO RD		AUGUSTA	GA	FINDS
30904	U001483148	1210014	HIRAL ENTERPRISES INC	2447 WRIGHTBORO RD		AUGUSTA	GA	UST

EDR ZIP Code Scan Report

ZIP	EDR-ID	Facility ID	Name	Address	Map/Dir/Dist	City	State	Databases
30904	1021840366		LENWOOD SERVICE STATION	2443 WRIGHTS BORORD	**	AUGUSTA	GA	EDR Historical Auto Stations
30904	1004461909		EARTHGRAINES BAKING CO	1500 WRIGHTSBORO RD		AUGUSTA	GA	FTTS
30904	U003157651	1210211	THE EARTHGRAINS CO	1500 WRIGHTSBORO RD		AUGUSTA	GA	LUST, UST
30904	1016299168	110011888877	EARTHGRAINES BAKING CO	1500 WRIGHTSBORO RD		AUGUSTA	GA	FINDS
30904	1002870383	GAD003303344	COLONIAL BAKING OF AUGUSTA	1500 WRIGHTSBORO RD @ 15TH ST		AUGUSTA	GA	CERCLIS-NFRAP
30904	1006773279	9121132	W L SHEPEARD COMMUNITY BLOOD CEN	1533 WRIGHTSBORO RD		AUGUSTA	GA	LUST, UST
30904	S121800775		SOLO CUP OPERATING CORP. - AUGUST/	1550 WRIGHTSBORO RD		AUGUSTA	GA	AIRS
30904	S117051302		SOLO CUP OPERATING CORPORATION	1550 WRIGHTSBORO RD		AUGUSTA	GA	TIER 2
30904	S107752086	324500034	SOLO CUP AUGUSTA	1550 WRIGHTSBORO ROAD		AUGUSTA	GA	AIRS, NPDES, TIER 2
30904	S112371469		SWEETHEART CUP COMPANY	1550 WRIGHTSBORO ROAD		AUGUSTA	GA	
30904	1012042594		SWEETHEART CUP COMPANY, INC. - AUG	1550 WRIGHTSBORO ROAD		AUGUSTA	GA	RMP
30904	1016172402		SOLO CUP COMPANY, AUGUSTA PLANT	1550 WRIGHTSBORO ROAD		AUGUSTA	GA	RMP
30904	S112369428		SWEETHEART CUP COMPANY	1550 WRIGHTSBORO ROAD		AUGUSTA	GA	
30904	S112369449		SWEETHEART CUP COMPANY	1550 WRIGHTSBORO ROAD		AUGUSTA	GA	
30904	1011837442		SOLO CUP COMPANY, AUGUSTA PLANT	1550 WRIGHTSBORO ROAD		AUGUSTA	GA	RMP
30904	1020447465		OELLERICH TEXACO SERVICE CTR	2221 WRIGHTSBORO RD		AUGUSTA	GA	EDR Historical Auto Stations
30904	S121801220		UNIVERSITY HEALTH SERVICE, INC.	2260 WRIGHTSBORO RD		AUGUSTA	GA	AIRS
30904	U001483443	01210372	TRINITY HOSPITAL OF AUGUSTA	2260 WRIGHTSBORO RD (10)		AUGUSTA	GA	LUST, UST
30904	1007294732	324500139	TRINITY HOSPITAL OF AUGUSTA	2260 WRIGHTSBORO ROAD		AUGUSTA	GA	AIRS, TIER 2
30904	2008858715			2260 WRIGHTSBORO ROAD		AUGUSTA	GA	ERNS
30904	1006790405	110013598311	VA MEDICAL CENTER AUGUSTA	2460 WRIGHTSBORO RD		AUGUSTA	GA	FINDS, LUST, UST
30904	U001489203	09000078	BP OIL #45240/GULF STATION #2655	2501 WRIGHTSBORO RD		AUGUSTA	GA	LUST, UST
30904	1006773137	110013424222	CIRCLE K #2705581	2631 WRIGHTSBORO RD		AUGUSTA	GA	FINDS, LUST
30904	U001483253	1210138	CIRCLE K #2705581	2631 WRIGHTSBORO RD		AUGUSTA	GA	UST
30904	A100334068		CIRCLE K #5581	2631 WRIGHTSBORO ROAD		AUGUSTA	GA	AST
30904	1006790450	110013598776	CIRCLE K #2705337	2702 WRIGHTSBORO RD		AUGUSTA	GA	FINDS, LUST
30904	U001483344	1210251	CIRCLE K #2705337	2702 WRIGHTSBORO RD		AUGUSTA	GA	UST
30904	A100334080		CIRCLE K #5337	2702 WRIGHTSBORO ROAD		AUGUSTA	GA	AST
30904	U001483341	01210248	SMILE GAS #3/FORMER DANIEL VILLA	2801 WRIGHTSBORO RD		AUGUSTA	GA	LUST, UST
30904	1018431805		WHITE HOUSE SERVICE SYSTEMS*	2811 WRIGHTSBORO RD		AUGUSTA	GA	EDR Historical Cleaners
30904	1009613149		C G & T CO	3213 WRIGHTSBORO RD		AUGUSTA	GA	EDR Historical Cleaners
30904	1006772571	110013418523	SMART GROCERY	3221 WRIGHTSBORO RD		AUGUSTA	GA	FINDS, LUST, UST
30904	U003921046	09121167	CHRUCHS FRIED CHICKEN #1201	3223 WRIGHTSBORO RD		AUGUSTA	GA	LUST, UST
30904	1000101899	110005664780	US ARMY RESERVE CENTER AMSA #54	3311 WRIGHTSBORO RD		AUGUSTA	GA	CERCLIS-NFRAP, RCRA-CESQG, FINDS
30904	U001483321	1210226	BST/AUGUSTA SVC CTR/R6509	3838 WRIGHTSBORO RD		AUGUSTA	GA	LUST, UST
30904	1000986255	110005708243	BST AGSTGAWR R6509	3841 WRIGHTSBORO RD		AUGUSTA	GA	RCRA-NonGen, FINDS
30904	U001483343	1210250	CIRCLE K #2705336	3950 WRIGHTSBORO RD		AUGUSTA	GA	UST
30904	1006790456	110013598838	CIRCLE K #2705336	3950 WRIGHTSBORO RD		AUGUSTA	GA	FINDS, LUST
30904	U003007264	9121056	GA DOT ROW	WRIGHTSBORO RD		AUGUSTA	GA	UST
30912	U001483289	1210191	AUG UNIV	BUILDING HP - 117		AUGUSTA	GA	UST
30912	U001920441	9121113	AUG UNIV	1555 CLAY ST SOUTH OF RE BLDG		AUGUSTA	GA	UST
30912	1021198023		CARTEE TOBACCO RD FINA	COR OF U S 25 & TOBACC RD	**	AUGUSTA	GA	EDR Historical Auto Stations
30912	U003296381	09121041	AUG UNIV	DENT ST & 1403 LANEY WALKER BLVD		AUGUSTA	GA	LUST, UST
30912	1000246677	110032986286	AUGUSTA UNIVERSITY - HEALTH SCIENC	1405 GOSS LANE		AUGUSTA	GA	PADS, RCRAInfo-SQG, FINDS
30912	1000741333	09121010	AUG UNIV	1467 HARPER ST & CUSHING AVE		AUGUSTA	GA	LUST, UST
30912	S107751294	324500134	MEDICAL COLLEGE OF GEORGIA	1450 HOSPITAL ACCESS ROAD - CENTRA	**	AUGUSTA	GA	AIRS
30912	1006773488	9121085	GRU CENTRAL ENERGY BUILDING BH & L	1450 HOSPITAL RD LOT 12	**	AUGUSTA	GA	LUST, UST
30912	U001920440	9121112	AUG UNIV	1393 LANEY WALKER BLVD		AUGUSTA	GA	UST
30912	U001483494	1212001	AUG UNIV	1402 LANEY WALKER BLVD		AUGUSTA	GA	UST
30912	U003007258	09121037	AUG UNIV	1410 LANEY WALKER BLVD		AUGUSTA	GA	LUST, UST
30912	U001629355	9121096	AUG UNIV	1459 /1450 LANEY WALKER BLVD		AUGUSTA	GA	LUST, UST
30912	98468668			1459 LANEY WALKER		AUGUSTA	GA	ERNS
30912	96363862			1459 LANEY WALKER BLVD		AUGUSTA	GA	ERNS
30912	1006773421	9121114	AUG UNIV	1460 LANEY WALKER BLVD		AUGUSTA	GA	UST
30912	U004250057		AU MEDICAL INC (PROFESSIONAL BUILDI	1481 LANEY WALKER BLVD		AUGUSTA	GA	UST
30912	U001920436	9121110	AUG UNIV	804 NEW BAILIE ST/NORTH OF BLDG		AUGUSTA	GA	UST
30912	1006773424	9121111	AUG UNIV	1120 15TH ST BBM 533		AUGUSTA	GA	LUST, UST
30912	1022977260	110070013612	STUDENT HOUSING FOR THE BOARD OF	1302 15TH ST		AUGUSTA	GA	FINDS
30912	U003007274	9121133	BLDG HT (OLD SEARS AUTOMOTIVE CT	524 15TH ST		AUGUSTA	GA	UST
30912	S107774226	FATR20064YZ0UJ002GHV -- MEDICAL COLLEGE OF GA HEALTHCARE INC. -- 1120 15TH STREET				AUGUSTA	GA	TIER 2
30912	S117053879		GEORGIA REGENTS MEDICAL CENTER	1120 15TH STREET		AUGUSTA	GA	TIER 2
30912	2018205562			1120 15TH STREET			GA	ERNS
30912	1016682856	110013615007	AUGUSTA UNIVERSITY	1120 15TH STREET		AUGUSTA	GA	ICIS, FINDS
30912	S121797610		AUGUSTA UNIVERSITY	1120 15TH STREET		AUGUSTA	GA	AIRS
30912	1004688242	110005720023	MCG HEALTHCARE INC	1120 15TH STREET BB8511		AUGUSTA	GA	RCRAInfo-SQG, FINDS
30912	1018314566	110067442681	MEDICAL COLLEGE OF GEORGIA	1120 15TH STREET, FACILITIES M		AUGUSTA	GA	ICIS, FINDS

GOVERNMENT RECORDS SEARCHED / DATA CURRENCY TRACKING

To maintain currency of the following federal and state databases, EDR contacts the appropriate governmental agency on a monthly or quarterly basis, as required.

Number of Days to Update: Provides confirmation that EDR is reporting records that have been updated within 90 days from the date the government agency made the information available to the public.

STANDARD ENVIRONMENTAL RECORDS

Federal NPL site list

NPL: National Priority List

National Priorities List (Superfund). The NPL is a subset of CERCLIS and identifies over 1,200 sites for priority cleanup under the Superfund Program. NPL sites may encompass relatively large areas. As such, EDR provides polygon coverage for over 1,000 NPL site boundaries produced by EPA's Environmental Photographic Interpretation Center (EPIC) and regional EPA offices.

Date of Government Version: 07/17/2018
Date Data Arrived at EDR: 08/09/2018
Date Made Active in Reports: 09/07/2018
Number of Days to Update: 29

Source: EPA
Telephone: N/A
Last EDR Contact: 08/09/2018
Next Scheduled EDR Contact: 10/15/2018
Data Release Frequency: Quarterly

NPL Site Boundaries

Sources:

EPA's Environmental Photographic Interpretation Center (EPIC)
Telephone: 202-564-7333

EPA Region 1
Telephone 617-918-1143

EPA Region 6
Telephone: 214-655-6659

EPA Region 3
Telephone 215-814-5418

EPA Region 7
Telephone: 913-551-7247

EPA Region 4
Telephone 404-562-8033

EPA Region 8
Telephone: 303-312-6774

EPA Region 5
Telephone 312-886-6686

EPA Region 9
Telephone: 415-947-4246

EPA Region 10
Telephone 206-553-8665

Proposed NPL: Proposed National Priority List Sites

A site that has been proposed for listing on the National Priorities List through the issuance of a proposed rule in the Federal Register. EPA then accepts public comments on the site, responds to the comments, and places on the NPL those sites that continue to meet the requirements for listing.

Date of Government Version: 07/17/2018
Date Data Arrived at EDR: 08/09/2018
Date Made Active in Reports: 09/07/2018
Number of Days to Update: 29

Source: EPA
Telephone: N/A
Last EDR Contact: 08/09/2018
Next Scheduled EDR Contact: 10/15/2018
Data Release Frequency: Quarterly

NPL LIENS: Federal Superfund Liens

Federal Superfund Liens. Under the authority granted the USEPA by CERCLA of 1980, the USEPA has the authority to file liens against real property in order to recover remedial action expenditures or when the property owner received notification of potential liability. USEPA compiles a listing of filed notices of Superfund Liens.

Date of Government Version: 10/15/1991
Date Data Arrived at EDR: 02/02/1994
Date Made Active in Reports: 03/30/1994
Number of Days to Update: 56

Source: EPA
Telephone: 202-564-4267
Last EDR Contact: 08/15/2011
Next Scheduled EDR Contact: 11/28/2011
Data Release Frequency: No Update Planned

Federal Delisted NPL site list

Delisted NPL: National Priority List Deletions

The National Oil and Hazardous Substances Pollution Contingency Plan (NCP) establishes the criteria that the EPA uses to delete sites from the NPL. In accordance with 40 CFR 300.425.(e), sites may be deleted from the NPL where no further response is appropriate.

Date of Government Version: 07/17/2018
Date Data Arrived at EDR: 08/09/2018
Date Made Active in Reports: 09/07/2018
Number of Days to Update: 29

Source: EPA
Telephone: N/A
Last EDR Contact: 08/09/2018
Next Scheduled EDR Contact: 10/15/2018
Data Release Frequency: Quarterly

Federal CERCLIS list

FEDERAL FACILITY: Federal Facility Site Information listing

A listing of National Priority List (NPL) and Base Realignment and Closure (BRAC) sites found in the Comprehensive Environmental Response, Compensation and Liability Information System (CERCLIS) Database where EPA Federal Facilities Restoration and Reuse Office is involved in cleanup activities.

Date of Government Version: 11/07/2016
Date Data Arrived at EDR: 01/05/2017
Date Made Active in Reports: 04/07/2017
Number of Days to Update: 92

Source: Environmental Protection Agency
Telephone: 703-603-8704
Last EDR Contact: 07/06/2018
Next Scheduled EDR Contact: 10/15/2018
Data Release Frequency: Varies

SEMS: Superfund Enterprise Management System

SEMS (Superfund Enterprise Management System) tracks hazardous waste sites, potentially hazardous waste sites, and remedial activities performed in support of EPA's Superfund Program across the United States. The list was formerly know as CERCLIS, renamed to SEMS by the EPA in 2015. The list contains data on potentially hazardous waste sites that have been reported to the USEPA by states, municipalities, private companies and private persons, pursuant to Section 103 of the Comprehensive Environmental Response, Compensation, and Liability Act (CERCLA). This dataset also contains sites which are either proposed to or on the National Priorities List (NPL) and the sites which are in the screening and assessment phase for possible inclusion on the NPL.

Date of Government Version: 07/17/2018
Date Data Arrived at EDR: 08/09/2018
Date Made Active in Reports: 09/07/2018
Number of Days to Update: 29

Source: EPA
Telephone: 800-424-9346
Last EDR Contact: 08/09/2018
Next Scheduled EDR Contact: 10/29/2018
Data Release Frequency: Quarterly

Federal CERCLIS NFRAP site list

SEMS-ARCHIVE: Superfund Enterprise Management System Archive

SEMS-ARCHIVE (Superfund Enterprise Management System Archive) tracks sites that have no further interest under the Federal Superfund Program based on available information. The list was formerly known as the CERCLIS-NFRAP, renamed to SEMS ARCHIVE by the EPA in 2015. EPA may perform a minimal level of assessment work at a site while it is archived if site conditions change and/or new information becomes available. Archived sites have been removed and archived from the inventory of SEMS sites. Archived status indicates that, to the best of EPA's knowledge, assessment at a site has been completed and that EPA has determined no further steps will be taken to list the site on the National Priorities List (NPL), unless information indicates this decision was not appropriate or other considerations require a recommendation for listing at a later time. The decision does not necessarily mean that there is no hazard associated with a given site; it only means that. based upon available information, the location is not judged to be potential NPL site.

Date of Government Version: 07/17/2018
Date Data Arrived at EDR: 08/09/2018
Date Made Active in Reports: 09/07/2018
Number of Days to Update: 29

Source: EPA
Telephone: 800-424-9346
Last EDR Contact: 08/09/2018
Next Scheduled EDR Contact: 10/29/2018
Data Release Frequency: Quarterly

Federal RCRA CORRACTS facilities list

CORRACTS: Corrective Action Report

CORRACTS identifies hazardous waste handlers with RCRA corrective action activity.

Date of Government Version: 03/01/2018
Date Data Arrived at EDR: 03/28/2018
Date Made Active in Reports: 06/22/2018
Number of Days to Update: 86

Source: EPA
Telephone: 800-424-9346
Last EDR Contact: 09/19/2018
Next Scheduled EDR Contact: 01/07/2019
Data Release Frequency: Quarterly

Federal RCRA non-CORRACTS TSD facilities list

RCRA-TSDF: RCRA - Treatment, Storage and Disposal

RCRAInfo is EPA's comprehensive information system, providing access to data supporting the Resource Conservation and Recovery Act (RCRA) of 1976 and the Hazardous and Solid Waste Amendments (HSWA) of 1984. The database includes selective information on sites which generate, transport, store, treat and/or dispose of hazardous waste as defined by the Resource Conservation and Recovery Act (RCRA). Transporters are individuals or entities that move hazardous waste from the generator offsite to a facility that can recycle, treat, store, or dispose of the waste. TSDFs treat, store, or dispose of the waste.

Date of Government Version: 03/01/2018
Date Data Arrived at EDR: 03/28/2018
Date Made Active in Reports: 06/22/2018
Number of Days to Update: 86

Source: Environmental Protection Agency
Telephone: (404) 562-8651
Last EDR Contact: 09/19/2018
Next Scheduled EDR Contact: 01/07/2019
Data Release Frequency: Quarterly

Federal RCRA generators list

RCRA-LQG: RCRA - Large Quantity Generators

RCRAInfo is EPA's comprehensive information system, providing access to data supporting the Resource Conservation and Recovery Act (RCRA) of 1976 and the Hazardous and Solid Waste Amendments (HSWA) of 1984. The database includes selective information on sites which generate, transport, store, treat and/or dispose of hazardous waste as defined by the Resource Conservation and Recovery Act (RCRA). Large quantity generators (LQGs) generate over 1,000 kilograms (kg) of hazardous waste, or over 1 kg of acutely hazardous waste per month.

Date of Government Version: 03/01/2018
Date Data Arrived at EDR: 03/28/2018
Date Made Active in Reports: 06/22/2018
Number of Days to Update: 86

Source: Environmental Protection Agency
Telephone: (404) 562-8651
Last EDR Contact: 09/19/2018
Next Scheduled EDR Contact: 01/07/2019
Data Release Frequency: Quarterly

RCRA-SQG: RCRA - Small Quantity Generators

RCRAInfo is EPA's comprehensive information system, providing access to data supporting the Resource Conservation and Recovery Act (RCRA) of 1976 and the Hazardous and Solid Waste Amendments (HSWA) of 1984. The database includes selective information on sites which generate, transport, store, treat and/or dispose of hazardous waste as defined by the Resource Conservation and Recovery Act (RCRA). Small quantity generators (SQGs) generate between 100 kg and 1,000 kg of hazardous waste per month.

Date of Government Version: 03/01/2018
Date Data Arrived at EDR: 03/28/2018
Date Made Active in Reports: 06/22/2018
Number of Days to Update: 86

Source: Environmental Protection Agency
Telephone: (404) 562-8651
Last EDR Contact: 09/19/2018
Next Scheduled EDR Contact: 01/07/2019
Data Release Frequency: Quarterly

RCRA-CESQG: RCRA - Conditionally Exempt Small Quantity Generators

RCRAInfo is EPA's comprehensive information system, providing access to data supporting the Resource Conservation and Recovery Act (RCRA) of 1976 and the Hazardous and Solid Waste Amendments (HSWA) of 1984. The database includes selective information on sites which generate, transport, store, treat and/or dispose of hazardous waste as defined by the Resource Conservation and Recovery Act (RCRA). Conditionally exempt small quantity generators (CESQGs) generate less than 100 kg of hazardous waste, or less than 1 kg of acutely hazardous waste per month.

Date of Government Version: 03/01/2018
Date Data Arrived at EDR: 03/28/2018
Date Made Active in Reports: 06/22/2018
Number of Days to Update: 86

Source: Environmental Protection Agency
Telephone: (404) 562-8651
Last EDR Contact: 09/19/2018
Next Scheduled EDR Contact: 01/07/2019
Data Release Frequency: Quarterly

Federal institutional controls / engineering controls registries

LUCIS: Land Use Control Information System

LUCIS contains records of land use control information pertaining to the former Navy Base Realignment and Closure properties.

Date of Government Version: 05/14/2018
Date Data Arrived at EDR: 05/18/2018
Date Made Active in Reports: 07/20/2018
Number of Days to Update: 63

Source: Department of the Navy
Telephone: 843-820-7326
Last EDR Contact: 07/16/2018
Next Scheduled EDR Contact: 11/26/2018
Data Release Frequency: Varies

US ENG CONTROLS: Engineering Controls Sites List

A listing of sites with engineering controls in place. Engineering controls include various forms of caps, building foundations, liners, and treatment methods to create pathway elimination for regulated substances to enter environmental media or effect human health.

Date of Government Version: 07/31/2018
Date Data Arrived at EDR: 08/28/2018
Date Made Active in Reports: 09/14/2018
Number of Days to Update: 17

Source: Environmental Protection Agency
Telephone: 703-603-0695
Last EDR Contact: 08/28/2018
Next Scheduled EDR Contact: 12/10/2018
Data Release Frequency: Varies

US INST CONTROL: Sites with Institutional Controls

A listing of sites with institutional controls in place. Institutional controls include administrative measures, such as groundwater use restrictions, construction restrictions, property use restrictions, and post remediation care requirements intended to prevent exposure to contaminants remaining on site. Deed restrictions are generally required as part of the institutional controls.

Date of Government Version: 07/31/2018
Date Data Arrived at EDR: 08/28/2018
Date Made Active in Reports: 09/14/2018
Number of Days to Update: 17

Source: Environmental Protection Agency
Telephone: 703-603-0695
Last EDR Contact: 08/28/2018
Next Scheduled EDR Contact: 12/10/2018
Data Release Frequency: Varies

Federal ERNS list

ERNS: Emergency Response Notification System

Emergency Response Notification System. ERNS records and stores information on reported releases of oil and hazardous substances.

Date of Government Version: 06/18/2018
Date Data Arrived at EDR: 06/27/2018
Date Made Active in Reports: 09/14/2018
Number of Days to Update: 79

Source: National Response Center, United States Coast Guard
Telephone: 202-267-2180
Last EDR Contact: 06/27/2018
Next Scheduled EDR Contact: 10/08/2018
Data Release Frequency: Quarterly

State- and tribal - equivalent CERCLIS

GA SHWS: Hazardous Site Inventory

State Hazardous Waste Sites. State hazardous waste site records are the states' equivalent to CERCLIS. These sites may or may not already be listed on the federal CERCLIS list. Priority sites planned for cleanup using state funds (state equivalent of Superfund) are identified along with sites where cleanup will be paid for by potentially responsible parties. Available information varies by state.

Date of Government Version: 07/01/2018
Date Data Arrived at EDR: 07/06/2018
Date Made Active in Reports: 08/13/2018
Number of Days to Update: 38

Source: Department of Environmental Protection
Telephone: 404-657-8600
Last EDR Contact: 09/24/2018
Next Scheduled EDR Contact: 01/07/2019
Data Release Frequency: Annually

SC SHWS: Site Assessment Section Project List

State Hazardous Waste Sites. State hazardous waste site records are the states' equivalent to CERCLIS. These sites may or may not already be listed on the federal CERCLIS list. Priority sites planned for cleanup using state funds (state equivalent of Superfund) are identified along with sites where cleanup will be paid for by potentially responsible parties. Available information varies by state.

Date of Government Version: 06/15/2018
Date Data Arrived at EDR: 06/22/2018
Date Made Active in Reports: 08/10/2018
Number of Days to Update: 49

Source: Department of Health and Environmental Control
Telephone: 803-898-0835
Last EDR Contact: 09/06/2018
Next Scheduled EDR Contact: 12/24/2018
Data Release Frequency: Semi-Annually

GA NON HSI: Non-Hazardous Site Inventory

This list was obtained by EDR in 1998 and contains property listings that have reported contamination of soil or groundwater under the Georgia Hazardous Site Response Act (HSRA). These sites were not placed on the Georgia Priority list (Hazardous Site Inventory or HSI) because their hazard evaluation scores did not exceed the threshold levels established for sites posing an imminent threat to health or the environment. Disclaimer provided by Rindt-McDuff Associates - the database information has been obtained from publicly available sources produced by other entities. While reasonable steps have been taken to insure the accuracy of the data, RMA does not guarantee the accuracy of the data. No claim is made for the actual existence of pollution at any site. This data does not constitute a legal opinion.

Date of Government Version: 06/30/2018
Date Data Arrived at EDR: 07/24/2018
Date Made Active in Reports: 08/13/2018
Number of Days to Update: 20

Source: Rindt-McDuff Associates, Inc.
Telephone: N/A
Last EDR Contact: 07/06/2018
Next Scheduled EDR Contact: 10/22/2018
Data Release Frequency: Annually

State and tribal landfill and/or solid waste disposal site lists

GA SWF/LF: Solid Waste Disposal Facilities

Solid Waste Facilities/Landfill Sites. SWF/LF type records typically contain an inventory of solid waste disposal facilities or landfills in a particular state. Depending on the state, these may be active or inactive facilities or open dumps that failed to meet RCRA Subtitle D Section 4004 criteria for solid waste landfills or disposal sites.

Date of Government Version: 10/11/2017
Date Data Arrived at EDR: 11/01/2017
Date Made Active in Reports: 12/20/2017
Number of Days to Update: 49

Source: Department of Natural Resources
Telephone: 404-362-2696
Source: Center for GIS, Georgia Institute of Technology
Telephone: 404-385-0900
Last EDR Contact: 08/02/2018
Next Scheduled EDR Contact: 11/12/2018
Data Release Frequency: Semi-Annually

SC SWF/LF: Permitted Landfills List

Solid Waste Facilities/Landfill Sites. SWF/LF type records typically contain an inventory of solid waste disposal facilities or landfills in a particular state. Depending on the state, these may be active or inactive facilities or open dumps that failed to meet RCRA Subtitle D Section 4004 criteria for solid waste landfills or disposal sites.

Date of Government Version: 06/11/2018
Date Data Arrived at EDR: 06/12/2018
Date Made Active in Reports: 07/05/2018
Number of Days to Update: 23

Source: Department of Health and Environmental Control
Telephone: 803-734-5165
Source: Department of Health and Environmental Control, GIS Section
Telephone: 803-896-4084
Last EDR Contact: 09/06/2018
Next Scheduled EDR Contact: 12/24/2018
Data Release Frequency: Semi-Annually

State and tribal leaking storage tank lists

GA LUST: List of Leaking Underground Storage Tanks

Leaking Underground Storage Tank Incident Reports. LUST records contain an inventory of reported leaking underground storage tank incidents. Not all states maintain these records, and the information stored varies by state.

Date of Government Version: 03/30/2018
Date Data Arrived at EDR: 06/13/2018
Date Made Active in Reports: 06/21/2018
Number of Days to Update: 8

Source: Environmental Protection Division
Telephone: 404-362-2687
Last EDR Contact: 09/14/2018
Next Scheduled EDR Contact: 12/24/2018
Data Release Frequency: Quarterly

SC LUST: Leaking Underground Storage Tank List

Leaking Underground Storage Tank Incident Reports. LUST records contain an inventory of reported leaking underground storage tank incidents. Not all states maintain these records, and the information stored varies by state.

Date of Government Version: 08/20/2018
Date Data Arrived at EDR: 08/21/2018
Date Made Active in Reports: 09/18/2018
Number of Days to Update: 28

Source: Department of Health and Environmental Control
Telephone: 803-898-4350
Last EDR Contact: 07/23/2018
Next Scheduled EDR Contact: 11/05/2018
Data Release Frequency: Quarterly

INDIAN LUST R9: Leaking Underground Storage Tanks on Indian Land

LUSTs on Indian land in Arizona, California, New Mexico and Nevada

Date of Government Version: 04/10/2018
Date Data Arrived at EDR: 05/18/2018
Date Made Active in Reports: 07/20/2018
Number of Days to Update: 63

Source: Environmental Protection Agency
Telephone: 415-972-3372
Last EDR Contact: 07/27/2018
Next Scheduled EDR Contact: 11/05/2018
Data Release Frequency: Varies

INDIAN LUST R10: Leaking Underground Storage Tanks on Indian Land

LUSTs on Indian land in Alaska, Idaho, Oregon and Washington.

Date of Government Version: 04/12/2018
Date Data Arrived at EDR: 05/18/2018
Date Made Active in Reports: 07/20/2018
Number of Days to Update: 63

Source: EPA Region 10
Telephone: 206-553-2857
Last EDR Contact: 07/27/2018
Next Scheduled EDR Contact: 11/05/2018
Data Release Frequency: Varies

INDIAN LUST R1: Leaking Underground Storage Tanks on Indian Land
A listing of leaking underground storage tank locations on Indian Land.

Date of Government Version: 04/13/2018
Date Data Arrived at EDR: 05/18/2018
Date Made Active in Reports: 07/20/2018
Number of Days to Update: 63

Source: EPA Region 1
Telephone: 617-918-1313
Last EDR Contact: 07/27/2018
Next Scheduled EDR Contact: 11/05/2018
Data Release Frequency: Varies

INDIAN LUST R8: Leaking Underground Storage Tanks on Indian Land
LUSTs on Indian land in Colorado, Montana, North Dakota, South Dakota, Utah and Wyoming.

Date of Government Version: 04/25/2018
Date Data Arrived at EDR: 05/18/2018
Date Made Active in Reports: 07/20/2018
Number of Days to Update: 63

Source: EPA Region 8
Telephone: 303-312-6271
Last EDR Contact: 07/27/2018
Next Scheduled EDR Contact: 11/05/2018
Data Release Frequency: Varies

INDIAN LUST R4: Leaking Underground Storage Tanks on Indian Land
LUSTs on Indian land in Florida, Mississippi and North Carolina.

Date of Government Version: 05/08/2018
Date Data Arrived at EDR: 05/18/2018
Date Made Active in Reports: 07/20/2018
Number of Days to Update: 63

Source: EPA Region 4
Telephone: 404-562-8677
Last EDR Contact: 07/27/2018
Next Scheduled EDR Contact: 11/05/2018
Data Release Frequency: Varies

INDIAN LUST R6: Leaking Underground Storage Tanks on Indian Land
LUSTs on Indian land in New Mexico and Oklahoma.

Date of Government Version: 04/01/2018
Date Data Arrived at EDR: 05/18/2018
Date Made Active in Reports: 07/20/2018
Number of Days to Update: 63

Source: EPA Region 6
Telephone: 214-665-6597
Last EDR Contact: 07/27/2018
Next Scheduled EDR Contact: 11/05/2018
Data Release Frequency: Varies

INDIAN LUST R7: Leaking Underground Storage Tanks on Indian Land
LUSTs on Indian land in Iowa, Kansas, and Nebraska

Date of Government Version: 04/24/2018
Date Data Arrived at EDR: 05/18/2018
Date Made Active in Reports: 07/20/2018
Number of Days to Update: 63

Source: EPA Region 7
Telephone: 913-551-7003
Last EDR Contact: 07/27/2018
Next Scheduled EDR Contact: 11/05/2018
Data Release Frequency: Varies

INDIAN LUST R5: Leaking Underground Storage Tanks on Indian Land
Leaking underground storage tanks located on Indian Land in Michigan, Minnesota and Wisconsin.

Date of Government Version: 04/12/2018
Date Data Arrived at EDR: 05/18/2018
Date Made Active in Reports: 07/20/2018
Number of Days to Update: 63

Source: EPA, Region 5
Telephone: 312-886-7439
Last EDR Contact: 07/27/2018
Next Scheduled EDR Contact: 11/05/2018
Data Release Frequency: Varies

State and tribal registered storage tank lists

FEMA UST: Underground Storage Tank Listing
A listing of all FEMA owned underground storage tanks.

Date of Government Version: 05/15/2017
Date Data Arrived at EDR: 05/30/2017
Date Made Active in Reports: 10/13/2017
Number of Days to Update: 136

Source: FEMA
Telephone: 202-646-5797
Last EDR Contact: 07/11/2018
Next Scheduled EDR Contact: 10/22/2018
Data Release Frequency: Varies

GA UST: Underground Storage Tank Database

Registered Underground Storage Tanks. UST's are regulated under Subtitle I of the Resource Conservation and Recovery Act (RCRA) and must be registered with the state department responsible for administering the UST program. Available information varies by state program.

Date of Government Version: 06/14/2018
Date Data Arrived at EDR: 09/12/2018
Date Made Active in Reports: 09/21/2018
Number of Days to Update: 9

Source: Environmental Protection Division
Telephone: 404-362-2687
Last EDR Contact: 09/12/2018
Next Scheduled EDR Contact: 12/24/2018
Data Release Frequency: Annually

SC UST: Comprehensive Underground Storage Tanks

Registered Underground Storage Tanks. UST's are regulated under Subtitle I of the Resource Conservation and Recovery Act (RCRA) and must be registered with the state department responsible for administering the UST program. Available information varies by state program.

Date of Government Version: 03/26/2018
Date Data Arrived at EDR: 03/29/2018
Date Made Active in Reports: 04/25/2018
Number of Days to Update: 27

Source: Department of Health and Environmental Control
Telephone: 803-896-7957
Last EDR Contact: 09/17/2018
Next Scheduled EDR Contact: 11/05/2018
Data Release Frequency: Quarterly

GA AST: Above Ground Storage Tanks

A listing of LP gas tank site locations.

Date of Government Version: 06/04/2012
Date Data Arrived at EDR: 06/05/2012
Date Made Active in Reports: 06/14/2012
Number of Days to Update: 9

Source: Office of Insurance & Safety Fire Commissioner
Telephone: 404-656-5875
Last EDR Contact: 08/17/2018
Next Scheduled EDR Contact: 12/03/2018
Data Release Frequency: Varies

SC AST: Aboveground Storage Tank List

Registered Aboveground Storage Tanks.

Date of Government Version: 03/25/2004
Date Data Arrived at EDR: 08/04/2004
Date Made Active in Reports: 09/23/2004
Number of Days to Update: 50

Source: Department of Health and Environmental Control
Telephone: 803-898-4350
Last EDR Contact: 08/27/2018
Next Scheduled EDR Contact: 12/10/2018
Data Release Frequency: Varies

INDIAN UST R10: Underground Storage Tanks on Indian Land

The Indian Underground Storage Tank (UST) database provides information about underground storage tanks on Indian land in EPA Region 10 (Alaska, Idaho, Oregon, Washington, and Tribal Nations).

Date of Government Version: 04/12/2018
Date Data Arrived at EDR: 05/18/2018
Date Made Active in Reports: 07/20/2018
Number of Days to Update: 63

Source: EPA Region 10
Telephone: 206-553-2857
Last EDR Contact: 07/27/2018
Next Scheduled EDR Contact: 11/05/2018
Data Release Frequency: Varies

INDIAN UST R9: Underground Storage Tanks on Indian Land

The Indian Underground Storage Tank (UST) database provides information about underground storage tanks on Indian land in EPA Region 9 (Arizona, California, Hawaii, Nevada, the Pacific Islands, and Tribal Nations).

Date of Government Version: 04/10/2018
Date Data Arrived at EDR: 05/18/2018
Date Made Active in Reports: 07/20/2018
Number of Days to Update: 63

Source: EPA Region 9
Telephone: 415-972-3368
Last EDR Contact: 07/27/2018
Next Scheduled EDR Contact: 11/05/2018
Data Release Frequency: Varies

INDIAN UST R8: Underground Storage Tanks on Indian Land

The Indian Underground Storage Tank (UST) database provides information about underground storage tanks on Indian land in EPA Region 8 (Colorado, Montana, North Dakota, South Dakota, Utah, Wyoming and 27 Tribal Nations).

Date of Government Version: 04/25/2018
Date Data Arrived at EDR: 05/18/2018
Date Made Active in Reports: 07/20/2018
Number of Days to Update: 63

Source: EPA Region 8
Telephone: 303-312-6137
Last EDR Contact: 07/27/2018
Next Scheduled EDR Contact: 11/05/2018
Data Release Frequency: Varies

INDIAN UST R4: Underground Storage Tanks on Indian Land

The Indian Underground Storage Tank (UST) database provides information about underground storage tanks on Indian land in EPA Region 4 (Alabama, Florida, Georgia, Kentucky, Mississippi, North Carolina, South Carolina, Tennessee and Tribal Nations)

Date of Government Version: 05/08/2018
Date Data Arrived at EDR: 05/18/2018
Date Made Active in Reports: 07/20/2018
Number of Days to Update: 63

Source: EPA Region 4
Telephone: 404-562-9424
Last EDR Contact: 07/27/2018
Next Scheduled EDR Contact: 11/05/2018
Data Release Frequency: Varies

INDIAN UST R6: Underground Storage Tanks on Indian Land

The Indian Underground Storage Tank (UST) database provides information about underground storage tanks on Indian land in EPA Region 6 (Louisiana, Arkansas, Oklahoma, New Mexico, Texas and 65 Tribes).

Date of Government Version: 04/01/2018
Date Data Arrived at EDR: 05/18/2018
Date Made Active in Reports: 07/20/2018
Number of Days to Update: 63

Source: EPA Region 6
Telephone: 214-665-7591
Last EDR Contact: 07/27/2018
Next Scheduled EDR Contact: 11/05/2018
Data Release Frequency: Varies

INDIAN UST R7: Underground Storage Tanks on Indian Land

The Indian Underground Storage Tank (UST) database provides information about underground storage tanks on Indian land in EPA Region 7 (Iowa, Kansas, Missouri, Nebraska, and 9 Tribal Nations).

Date of Government Version: 04/24/2018
Date Data Arrived at EDR: 05/18/2018
Date Made Active in Reports: 07/20/2018
Number of Days to Update: 63

Source: EPA Region 7
Telephone: 913-551-7003
Last EDR Contact: 07/27/2018
Next Scheduled EDR Contact: 11/05/2018
Data Release Frequency: Varies

INDIAN UST R5: Underground Storage Tanks on Indian Land

The Indian Underground Storage Tank (UST) database provides information about underground storage tanks on Indian land in EPA Region 5 (Michigan, Minnesota and Wisconsin and Tribal Nations).

Date of Government Version: 04/12/2018
Date Data Arrived at EDR: 05/18/2018
Date Made Active in Reports: 07/20/2018
Number of Days to Update: 63

Source: EPA Region 5
Telephone: 312-886-6136
Last EDR Contact: 07/27/2018
Next Scheduled EDR Contact: 11/05/2018
Data Release Frequency: Varies

INDIAN UST R1: Underground Storage Tanks on Indian Land

The Indian Underground Storage Tank (UST) database provides information about underground storage tanks on Indian land in EPA Region 1 (Connecticut, Maine, Massachusetts, New Hampshire, Rhode Island, Vermont and ten Tribal Nations).

Date of Government Version: 04/13/2018
Date Data Arrived at EDR: 05/18/2018
Date Made Active in Reports: 07/20/2018
Number of Days to Update: 63

Source: EPA, Region 1
Telephone: 617-918-1313
Last EDR Contact: 07/27/2018
Next Scheduled EDR Contact: 11/05/2018
Data Release Frequency: Varies

State and tribal institutional control / engineering control registries

GA INST CONTROL: Public Record List
Sites on the Public Record Listing that have institutional controls or limitations on use are sites with Risk Reduction Standards of 3, 4, and 5.

Date of Government Version: 06/06/2018
Date Data Arrived at EDR: 08/06/2018
Date Made Active in Reports: 08/13/2018
Number of Days to Update: 7

Source: Department of Natural Resources
Telephone: 404-657-8600
Last EDR Contact: 08/06/2018
Next Scheduled EDR Contact: 11/19/2018
Data Release Frequency: Varies

GA AUL: Uniform Environmental Covenants
A list of environmental covenants

Date of Government Version: 03/19/2018
Date Data Arrived at EDR: 05/08/2018
Date Made Active in Reports: 06/21/2018
Number of Days to Update: 44

Source: Department of Natural Resources
Telephone: 404-657-8600
Last EDR Contact: 08/10/2018
Next Scheduled EDR Contact: 11/19/2018
Data Release Frequency: Varies

SC AUL: Land Use Controls
The term Land Use Controls or "LUCs" encompass institutional controls, such as those involved in real estate interests, governmental permitting, zoning, public advisories, deed notices, and other legal restrictions. The term also includes restrictions on access, whether achieved by means of engineered barriers (e.g., fence or concrete pad) or by human means (e.g., the presence of security guards). Additionally, the term includes both affirmative measures to achieve the desired restrictions (e.g., night lighting of an area) and prohibitive directives (e.g., restrictions on certain types of wells for the duration of the corrective action). Considered altogether, the LUCs for a facility will provide a tool for how the property should be used in order to maintain the level of protectiveness that one or more corrective actions were designed to achieve.

Date of Government Version: 06/12/2018
Date Data Arrived at EDR: 06/14/2018
Date Made Active in Reports: 07/20/2018
Number of Days to Update: 36

Source: Department of Health & Environmental Control
Telephone: 803-896-4049
Last EDR Contact: 09/13/2018
Next Scheduled EDR Contact: 12/24/2018
Data Release Frequency: Varies

State and tribal voluntary cleanup sites

GA VCP: Voluntary Cleanup Program site
Georgia's Voluntary Remediation Program Act was created to encourage voluntary investigation and remediation of contaminated properties.

Date of Government Version: 03/19/2018
Date Data Arrived at EDR: 05/29/2018
Date Made Active in Reports: 06/21/2018
Number of Days to Update: 23

Source: DNR
Telephone: 404-657-8600
Last EDR Contact: 08/31/2018
Next Scheduled EDR Contact: 12/10/2018
Data Release Frequency: Varies

INDIAN VCP R1: Voluntary Cleanup Priority Listing
A listing of voluntary cleanup priority sites located on Indian Land located in Region 1.

Date of Government Version: 07/27/2015
Date Data Arrived at EDR: 09/29/2015
Date Made Active in Reports: 02/18/2016
Number of Days to Update: 142

Source: EPA, Region 1
Telephone: 617-918-1102
Last EDR Contact: 09/24/2018
Next Scheduled EDR Contact: 01/07/2019
Data Release Frequency: Varies

INDIAN VCP R7: Voluntary Cleanup Priority Lisitng
A listing of voluntary cleanup priority sites located on Indian Land located in Region 7.

Date of Government Version: 03/20/2008
Date Data Arrived at EDR: 04/22/2008
Date Made Active in Reports: 05/19/2008
Number of Days to Update: 27

Source: EPA, Region 7
Telephone: 913-551-7365
Last EDR Contact: 04/20/2009
Next Scheduled EDR Contact: 07/20/2009
Data Release Frequency: Varies

SC VCP: Voluntary Cleanup Sites

Sites participating in the Voluntary Cleanup Program. Once staff and a non-responsible party have agreed upon an approved scope of work for a site investigation and/or remediation, the party enters into a voluntary cleanup contract. Staff oversees the cleanup efforts to ensure that activities are performed to our satisfaction. Upon completion of the negotiated work in the voluntary cleanup contract, the non-responsible party receives State Superfund liability protection.

Date of Government Version: 07/12/2018
Date Data Arrived at EDR: 07/17/2018
Date Made Active in Reports: 08/10/2018
Number of Days to Update: 24

Source: Department of Health and Environmental Control
Telephone: 803-896-4049
Last EDR Contact: 07/12/2018
Next Scheduled EDR Contact: 10/12/2019
Data Release Frequency: Varies

State and tribal Brownfields sites

GA BROWNFIELDS: Brownfields Public Record List

The Brownfields Public Record lists properties where response actions under the Georgia Hazardous Site Reuse and Redevelopment Act are planned, ongoing or completed.

Date of Government Version: 06/06/2018
Date Data Arrived at EDR: 08/06/2018
Date Made Active in Reports: 08/13/2018
Number of Days to Update: 7

Source: Department of Natural Resources
Telephone: 404-657-8600
Last EDR Contact: 08/06/2018
Next Scheduled EDR Contact: 11/19/2018
Data Release Frequency: Varies

SC BROWNFIELDS: Brownfields Sites Listing

The Brownfields component of the Voluntary Cleanup Program allows a non-responsible party to acquire a contaminated property with State Superfund liability protection for existing contamination by agreeing to perform an environmental assessment and/or remediation.

Date of Government Version: 07/12/2018
Date Data Arrived at EDR: 07/17/2018
Date Made Active in Reports: 08/10/2018
Number of Days to Update: 24

Source: Department of Health & Environmental Control
Telephone: 803-896-4069
Last EDR Contact: 07/12/2018
Next Scheduled EDR Contact: 10/29/2018
Data Release Frequency: Varies

ADDITIONAL ENVIRONMENTAL RECORDS

Local Brownfield lists

US BROWNFIELDS: A Listing of Brownfields Sites

Brownfields are real property, the expansion, redevelopment, or reuse of which may be complicated by the presence or potential presence of a hazardous substance, pollutant, or contaminant. Cleaning up and reinvesting in these properties takes development pressures off of undeveloped, open land, and both improves and protects the environment. Assessment, Cleanup and Redevelopment Exchange System (ACRES) stores information reported by EPA Brownfields grant recipients on brownfields properties assessed or cleaned up with grant funding as well as information on Targeted Brownfields Assessments performed by EPA Regions. A listing of ACRES Brownfield sites is obtained from Cleanups in My Community. Cleanups in My Community provides information on Brownfields properties for which information is reported back to EPA, as well as areas served by Brownfields grant programs.

Date of Government Version: 06/18/2018
Date Data Arrived at EDR: 06/20/2018
Date Made Active in Reports: 09/14/2018
Number of Days to Update: 86

Source: Environmental Protection Agency
Telephone: 202-566-2777
Last EDR Contact: 09/18/2018
Next Scheduled EDR Contact: 12/31/2018
Data Release Frequency: Semi-Annually

Local Lists of Landfill / Solid Waste Disposal Sites

GA HIST LF: Historical Landfills
Landfills that were closed many years ago.

Date of Government Version: 01/15/2003
Date Data Arrived at EDR: 01/20/2004
Date Made Active in Reports: 02/06/2004
Number of Days to Update: 17

Source: Department of Natural Resources
Telephone: 404-362-2696
Last EDR Contact: 01/20/2004
Next Scheduled EDR Contact: N/A
Data Release Frequency: Varies

GA SWRCY: Recycling Center Listing
A listing of recycling facility locations.

Date of Government Version: 07/06/2018
Date Data Arrived at EDR: 07/10/2018
Date Made Active in Reports: 08/15/2018
Number of Days to Update: 36

Source: Department of Community Affairs
Telephone: 404-679-1598
Last EDR Contact: 09/24/2018
Next Scheduled EDR Contact: 01/07/2019
Data Release Frequency: Varies

SC SWRCY: Solid Waste Recycling Facilities
A listing of recycling center locations.

Date of Government Version: 06/30/2018
Date Data Arrived at EDR: 08/30/2018
Date Made Active in Reports: 09/18/2018
Number of Days to Update: 19

Source: Department of Health & Enviornmental Control
Telephone: 803-896-8985
Last EDR Contact: 08/28/2018
Next Scheduled EDR Contact: 12/10/2018
Data Release Frequency: Varies

INDIAN ODI: Report on the Status of Open Dumps on Indian Lands
Location of open dumps on Indian land.

Date of Government Version: 12/31/1998
Date Data Arrived at EDR: 12/03/2007
Date Made Active in Reports: 01/24/2008
Number of Days to Update: 52

Source: Environmental Protection Agency
Telephone: 703-308-8245
Last EDR Contact: 07/30/2018
Next Scheduled EDR Contact: 11/12/2018
Data Release Frequency: Varies

DEBRIS REGION 9: Torres Martinez Reservation Illegal Dump Site Locations
A listing of illegal dump sites location on the Torres Martinez Indian Reservation located in eastern Riverside County and northern Imperial County, California.

Date of Government Version: 01/12/2009
Date Data Arrived at EDR: 05/07/2009
Date Made Active in Reports: 09/21/2009
Number of Days to Update: 137

Source: EPA, Region 9
Telephone: 415-947-4219
Last EDR Contact: 07/17/2018
Next Scheduled EDR Contact: 11/05/2018
Data Release Frequency: No Update Planned

ODI: Open Dump Inventory
An open dump is defined as a disposal facility that does not comply with one or more of the Part 257 or Part 258 Subtitle D Criteria.

Date of Government Version: 06/30/1985
Date Data Arrived at EDR: 08/09/2004
Date Made Active in Reports: 09/17/2004
Number of Days to Update: 39

Source: Environmental Protection Agency
Telephone: 800-424-9346
Last EDR Contact: 06/09/2004
Next Scheduled EDR Contact: N/A
Data Release Frequency: No Update Planned

IHS OPEN DUMPS: Open Dumps on Indian Land
A listing of all open dumps located on Indian Land in the United States.

Date of Government Version: 04/01/2014
Date Data Arrived at EDR: 08/06/2014
Date Made Active in Reports: 01/29/2015
Number of Days to Update: 176

Source: Department of Health & Human Serivces, Indian Health Service
Telephone: 301-443-1452
Last EDR Contact: 08/03/2018
Next Scheduled EDR Contact: 11/12/2018
Data Release Frequency: Varies

Local Lists of Hazardous waste / Contaminated Sites

US HIST CDL: National Clandestine Laboratory Register
A listing of clandestine drug lab locations that have been removed from the DEAs National Clandestine Laboratory Register.

Date of Government Version: 05/18/2018
Date Data Arrived at EDR: 06/20/2018
Date Made Active in Reports: 09/14/2018
Number of Days to Update: 86

Source: Drug Enforcement Administration
Telephone: 202-307-1000
Last EDR Contact: 08/28/2018
Next Scheduled EDR Contact: 12/10/2018
Data Release Frequency: No Update Planned

GA CDL: Clandestine Drug Labs
A listing of clandestine drug lab site locations in the state.

Date of Government Version: 06/02/2016
Date Data Arrived at EDR: 06/13/2016
Date Made Active in Reports: 08/15/2016
Number of Days to Update: 63

Source: Georgia Bureau of Investigation
Telephone: 404-244-2639
Last EDR Contact: 08/07/2018
Next Scheduled EDR Contact: 11/26/2018
Data Release Frequency: Varies

SC CDL 2: Clandestine Drug Lab Listing
A listing of clandestine drug lab site locations.

Date of Government Version: 06/04/2018
Date Data Arrived at EDR: 06/19/2018
Date Made Active in Reports: 08/10/2018
Number of Days to Update: 52

Source: South Carolina Law Enforcement Division
Telephone: 803-896-7136
Last EDR Contact: 08/27/2018
Next Scheduled EDR Contact: 12/10/2018
Data Release Frequency: Varies

SC CDL: Clandestine Drug Lab Sites
A listing of clandestine drug lab site locations.

Date of Government Version: 01/24/2012
Date Data Arrived at EDR: 01/26/2012
Date Made Active in Reports: 02/24/2012
Number of Days to Update: 29

Source: Department of Health & Environmental Control
Telephone: 803-896-4288
Last EDR Contact: 08/30/2018
Next Scheduled EDR Contact: 12/17/2018
Data Release Frequency: Varies

GA DEL SHWS: Delisted Hazardous Site Inventory Listing
A listing of sites delisted from the Hazardous Site Inventory.

Date of Government Version: 07/01/2018
Date Data Arrived at EDR: 07/06/2018
Date Made Active in Reports: 08/13/2018
Number of Days to Update: 38

Source: Department of Natural Resources
Telephone: 404-657-8636
Last EDR Contact: 09/24/2018
Next Scheduled EDR Contact: 01/07/2019
Data Release Frequency: Annually

US CDL: Clandestine Drug Labs
A listing of clandestine drug lab locations. The U.S. Department of Justice ("the Department") provides this web site as a public service. It contains addresses of some locations where law enforcement agencies reported they found chemicals or other items that indicated the presence of either clandestine drug laboratories or dumpsites. In most cases, the source of the entries is not the Department, and the Department has not verified the entry and does not guarantee its accuracy. Members of the public must verify the accuracy of all entries by, for example, contacting local law enforcement and local health departments.

Date of Government Version: 05/18/2018
Date Data Arrived at EDR: 06/20/2018
Date Made Active in Reports: 09/14/2018
Number of Days to Update: 86

Source: Drug Enforcement Administration
Telephone: 202-307-1000
Last EDR Contact: 08/28/2018
Next Scheduled EDR Contact: 12/10/2018
Data Release Frequency: Quarterly

Local Land Records

LIENS 2: CERCLA Lien Information

A Federal CERCLA ('Superfund') lien can exist by operation of law at any site or property at which EPA has spent Superfund monies. These monies are spent to investigate and address releases and threatened releases of contamination. CERCLIS provides information as to the identity of these sites and properties.

Date of Government Version: 05/13/2018
Date Data Arrived at EDR: 05/30/2018
Date Made Active in Reports: 06/29/2018
Number of Days to Update: 30

Source: Environmental Protection Agency
Telephone: 202-564-6023
Last EDR Contact: 08/09/2018
Next Scheduled EDR Contact: 11/05/2018
Data Release Frequency: Semi-Annually

Records of Emergency Release Reports

HMIRS: Hazardous Materials Information Reporting System

Hazardous Materials Incident Report System. HMIRS contains hazardous material spill incidents reported to DOT.

Date of Government Version: 03/26/2018
Date Data Arrived at EDR: 03/27/2018
Date Made Active in Reports: 06/08/2018
Number of Days to Update: 73

Source: U.S. Department of Transportation
Telephone: 202-366-4555
Last EDR Contact: 03/27/2018
Next Scheduled EDR Contact: 07/09/2018
Data Release Frequency: Quarterly

GA SPILLS: Spills Information

Oil or Hazardous Material Spills or Releases.

Date of Government Version: 05/18/2018
Date Data Arrived at EDR: 05/22/2018
Date Made Active in Reports: 06/26/2018
Number of Days to Update: 35

Source: Department of Natural Resources
Telephone: 770-387-4900
Last EDR Contact: 09/24/2018
Next Scheduled EDR Contact: 01/07/2019
Data Release Frequency: Quarterly

SC SPILLS: Spill List

Spills and releases of petroleum and hazardous chemicals reported to the Oil & Chemical Emergency Response division.

Date of Government Version: 08/29/2018
Date Data Arrived at EDR: 08/30/2018
Date Made Active in Reports: 09/18/2018
Number of Days to Update: 19

Source: Department of Health and Environmental Control
Telephone: 803-898-4111
Last EDR Contact: 08/27/2018
Next Scheduled EDR Contact: 12/10/2018
Data Release Frequency: Semi-Annually

GA SPILLS 90: SPILLS90 data from FirstSearch

Spills 90 includes those spill and release records available exclusively from FirstSearch databases. Typically, they may include chemical, oil and/or hazardous substance spills recorded after 1990. Duplicate records that are already included in EDR incident and release records are not included in Spills 90.

Date of Government Version: 10/04/2012
Date Data Arrived at EDR: 01/03/2013
Date Made Active in Reports: 02/11/2013
Number of Days to Update: 39

Source: FirstSearch
Telephone: N/A
Last EDR Contact: 01/03/2013
Next Scheduled EDR Contact: N/A
Data Release Frequency: No Update Planned

SC SPILLS 90: SPILLS90 data from FirstSearch

Spills 90 includes those spill and release records available exclusively from FirstSearch databases. Typically, they may include chemical, oil and/or hazardous substance spills recorded after 1990. Duplicate records that are already included in EDR incident and release records are not included in Spills 90.

Date of Government Version: 10/25/2012
Date Data Arrived at EDR: 01/03/2013
Date Made Active in Reports: 03/07/2013
Number of Days to Update: 63

Source: FirstSearch
Telephone: N/A
Last EDR Contact: 01/03/2013
Next Scheduled EDR Contact: N/A
Data Release Frequency: No Update Planned

Other Ascertainable Records

RCRA NonGen / NLR: RCRA - Non Generators / No Longer Regulated

RCRAInfo is EPA's comprehensive information system, providing access to data supporting the Resource Conservation and Recovery Act (RCRA) of 1976 and the Hazardous and Solid Waste Amendments (HSWA) of 1984. The database includes selective information on sites which generate, transport, store, treat and/or dispose of hazardous waste as defined by the Resource Conservation and Recovery Act (RCRA). Non-Generators do not presently generate hazardous waste.

Date of Government Version: 03/01/2018
Date Data Arrived at EDR: 03/28/2018
Date Made Active in Reports: 06/22/2018
Number of Days to Update: 86

Source: Environmental Protection Agency
Telephone: (404) 562-8651
Last EDR Contact: 09/19/2018
Next Scheduled EDR Contact: 01/07/2019
Data Release Frequency: Quarterly

FUDS: Formerly Used Defense Sites

The listing includes locations of Formerly Used Defense Sites properties where the US Army Corps of Engineers is actively working or will take necessary cleanup actions.

Date of Government Version: 01/31/2015
Date Data Arrived at EDR: 07/08/2015
Date Made Active in Reports: 10/13/2015
Number of Days to Update: 97

Source: U.S. Army Corps of Engineers
Telephone: 202-528-4285
Last EDR Contact: 08/24/2018
Next Scheduled EDR Contact: 12/03/2018
Data Release Frequency: Varies

DOD: Department of Defense Sites

This data set consists of federally owned or administered lands, administered by the Department of Defense, that have any area equal to or greater than 640 acres of the United States, Puerto Rico, and the U.S. Virgin Islands.

Date of Government Version: 12/31/2005
Date Data Arrived at EDR: 11/10/2006
Date Made Active in Reports: 01/11/2007
Number of Days to Update: 62

Source: USGS
Telephone: 888-275-8747
Last EDR Contact: 07/11/2018
Next Scheduled EDR Contact: 10/22/2018
Data Release Frequency: Semi-Annually

FEDLAND: Federal and Indian Lands

Federally and Indian administrated lands of the United States. Lands included are administrated by: Army Corps of Engineers, Bureau of Reclamation, National Wild and Scenic River, National Wildlife Refuge, Public Domain Land, Wilderness, Wilderness Study Area, Wildlife Management Area, Bureau of Indian Affairs, Bureau of Land Management, Department of Justice, Forest Service, Fish and Wildlife Service, National Park Service.

Date of Government Version: 12/31/2005
Date Data Arrived at EDR: 02/06/2006
Date Made Active in Reports: 01/11/2007
Number of Days to Update: 339

Source: U.S. Geological Survey
Telephone: 888-275-8747
Last EDR Contact: 07/13/2018
Next Scheduled EDR Contact: 10/22/2018
Data Release Frequency: N/A

SCRD DRYCLEANERS: State Coalition for Remediation of Drycleaners Listing

The State Coalition for Remediation of Drycleaners was established in 1998, with support from the U.S. EPA Office of Superfund Remediation and Technology Innovation. It is comprised of representatives of states with established drycleaner remediation programs. Currently the member states are Alabama, Connecticut, Florida, Illinois, Kansas, Minnesota, Missouri, North Carolina, Oregon, South Carolina, Tennessee, Texas, and Wisconsin.

Date of Government Version: 01/01/2017
Date Data Arrived at EDR: 02/03/2017
Date Made Active in Reports: 04/07/2017
Number of Days to Update: 63

Source: Environmental Protection Agency
Telephone: 615-532-8599
Last EDR Contact: 08/17/2018
Next Scheduled EDR Contact: 11/26/2018
Data Release Frequency: Varies

US FIN ASSUR: Financial Assurance Information

All owners and operators of facilities that treat, store, or dispose of hazardous waste are required to provide proof that they will have sufficient funds to pay for the clean up, closure, and post-closure care of their facilities.

Date of Government Version: 03/01/2018
Date Data Arrived at EDR: 03/27/2018
Date Made Active in Reports: 06/22/2018
Number of Days to Update: 87

Source: Environmental Protection Agency
Telephone: 202-566-1917
Last EDR Contact: 06/27/2018
Next Scheduled EDR Contact: 10/08/2018
Data Release Frequency: Quarterly

EPA WATCH LIST: EPA WATCH LIST

EPA maintains a "Watch List" to facilitate dialogue between EPA, state and local environmental agencies on enforcement matters relating to facilities with alleged violations identified as either significant or high priority. Being on the Watch List does not mean that the facility has actually violated the law only that an investigation by EPA or a state or local environmental agency has led those organizations to allege that an unproven violation has in fact occurred. Being on the Watch List does not represent a higher level of concern regarding the alleged violations that were detected, but instead indicates cases requiring additional dialogue between EPA, state and local agencies - primarily because of the length of time the alleged violation has gone unaddressed or unresolved.

Date of Government Version: 08/30/2013
Date Data Arrived at EDR: 03/21/2014
Date Made Active in Reports: 06/17/2014
Number of Days to Update: 88

Source: Environmental Protection Agency
Telephone: 617-520-3000
Last EDR Contact: 08/03/2018
Next Scheduled EDR Contact: 11/19/2018
Data Release Frequency: Quarterly

2020 COR ACTION: 2020 Corrective Action Program List

The EPA has set ambitious goals for the RCRA Corrective Action program by creating the 2020 Corrective Action Universe. This RCRA cleanup baseline includes facilities expected to need corrective action. The 2020 universe contains a wide variety of sites. Some properties are heavily contaminated while others were contaminated but have since been cleaned up. Still others have not been fully investigated yet, and may require little or no remediation. Inclusion in the 2020 Universe does not necessarily imply failure on the part of a facility to meet its RCRA obligations.

Date of Government Version: 09/30/2017
Date Data Arrived at EDR: 05/08/2018
Date Made Active in Reports: 07/20/2018
Number of Days to Update: 73

Source: Environmental Protection Agency
Telephone: 703-308-4044
Last EDR Contact: 08/10/2018
Next Scheduled EDR Contact: 11/19/2018
Data Release Frequency: Varies

TSCA: Toxic Substances Control Act

Toxic Substances Control Act. TSCA identifies manufacturers and importers of chemical substances included on the TSCA Chemical Substance Inventory list. It includes data on the production volume of these substances by plant site.

Date of Government Version: 12/31/2016
Date Data Arrived at EDR: 06/21/2017
Date Made Active in Reports: 01/05/2018
Number of Days to Update: 198

Source: EPA
Telephone: 202-260-5521
Last EDR Contact: 09/21/2018
Next Scheduled EDR Contact: 12/31/2018
Data Release Frequency: Every 4 Years

TRIS: Toxic Chemical Release Inventory System

Toxic Release Inventory System. TRIS identifies facilities which release toxic chemicals to the air, water and land in reportable quantities under SARA Title III Section 313.

Date of Government Version: 12/31/2016
Date Data Arrived at EDR: 01/10/2018
Date Made Active in Reports: 01/12/2018
Number of Days to Update: 2

Source: EPA
Telephone: 202-566-0250
Last EDR Contact: 08/24/2018
Next Scheduled EDR Contact: 12/03/2018
Data Release Frequency: Annually

SSTS: Section 7 Tracking Systems

Section 7 of the Federal Insecticide, Fungicide and Rodenticide Act, as amended (92 Stat. 829) requires all registered pesticide-producing establishments to submit a report to the Environmental Protection Agency by March 1st each year. Each establishment must report the types and amounts of pesticides, active ingredients and devices being produced, and those having been produced and sold or distributed in the past year.

Date of Government Version: 12/31/2009
Date Data Arrived at EDR: 12/10/2010
Date Made Active in Reports: 02/25/2011
Number of Days to Update: 77

Source: EPA
Telephone: 202-564-4203
Last EDR Contact: 07/27/2018
Next Scheduled EDR Contact: 11/05/2018
Data Release Frequency: Annually

ROD: Records Of Decision

Record of Decision. ROD documents mandate a permanent remedy at an NPL (Superfund) site containing technical and health information to aid in the cleanup.

Date of Government Version: 05/13/2018
Date Data Arrived at EDR: 05/30/2018
Date Made Active in Reports: 06/29/2018
Number of Days to Update: 30

Source: EPA
Telephone: 703-416-0223
Last EDR Contact: 09/07/2018
Next Scheduled EDR Contact: 12/17/2018
Data Release Frequency: Annually

RMP: Risk Management Plans

When Congress passed the Clean Air Act Amendments of 1990, it required EPA to publish regulations and guidance for chemical accident prevention at facilities using extremely hazardous substances. The Risk Management Program Rule (RMP Rule) was written to implement Section 112(r) of these amendments. The rule, which built upon existing industry codes and standards, requires companies of all sizes that use certain flammable and toxic substances to develop a Risk Management Program, which includes a(n): Hazard assessment that details the potential effects of an accidental release, an accident history of the last five years, and an evaluation of worst-case and alternative accidental releases; Prevention program that includes safety precautions and maintenance, monitoring, and employee training measures; and Emergency response program that spells out emergency health care, employee training measures and procedures for informing the public and response agencies (e.g the fire department) should an accident occur.

Date of Government Version: 05/01/2018
Date Data Arrived at EDR: 05/17/2018
Date Made Active in Reports: 09/07/2018
Number of Days to Update: 113

Source: Environmental Protection Agency
Telephone: 202-564-8600
Last EDR Contact: 07/20/2018
Next Scheduled EDR Contact: 11/05/2018
Data Release Frequency: Varies

RAATS: RCRA Administrative Action Tracking System

RCRA Administration Action Tracking System. RAATS contains records based on enforcement actions issued under RCRA pertaining to major violators and includes administrative and civil actions brought by the EPA. For administration actions after September 30, 1995, data entry in the RAATS database was discontinued. EPA will retain a copy of the database for historical records. It was necessary to terminate RAATS because a decrease in agency resources made it impossible to continue to update the information contained in the database.

Date of Government Version: 04/17/1995
Date Data Arrived at EDR: 07/03/1995
Date Made Active in Reports: 08/07/1995
Number of Days to Update: 35

Source: EPA
Telephone: 202-564-4104
Last EDR Contact: 06/02/2008
Next Scheduled EDR Contact: 09/01/2008
Data Release Frequency: No Update Planned

PRP: Potentially Responsible Parties
A listing of verified Potentially Responsible Parties

Date of Government Version: 10/25/2013
Date Data Arrived at EDR: 10/17/2014
Date Made Active in Reports: 10/20/2014
Number of Days to Update: 3

Source: EPA
Telephone: 202-564-6023
Last EDR Contact: 08/09/2018
Next Scheduled EDR Contact: 11/19/2018
Data Release Frequency: Quarterly

PADS: PCB Activity Database System
PCB Activity Database. PADS Identifies generators, transporters, commercial storers and/or brokers and disposers of PCB's who are required to notify the EPA of such activities.

Date of Government Version: 06/01/2017
Date Data Arrived at EDR: 06/09/2017
Date Made Active in Reports: 10/13/2017
Number of Days to Update: 126

Source: EPA
Telephone: 202-566-0500
Last EDR Contact: 07/13/2018
Next Scheduled EDR Contact: 10/22/2018
Data Release Frequency: Annually

ICIS: Integrated Compliance Information System
The Integrated Compliance Information System (ICIS) supports the information needs of the national enforcement and compliance program as well as the unique needs of the National Pollutant Discharge Elimination System (NPDES) program.

Date of Government Version: 11/18/2016
Date Data Arrived at EDR: 11/23/2016
Date Made Active in Reports: 02/10/2017
Number of Days to Update: 79

Source: Environmental Protection Agency
Telephone: 202-564-2501
Last EDR Contact: 07/09/2018
Next Scheduled EDR Contact: 10/22/2018
Data Release Frequency: Quarterly

FTTS: FIFRA/ TSCA Tracking System - FIFRA (Federal Insecticide, Fungicide, & Rodenticide Act)/TSCA (Toxic Substances Control Act)
FTTS tracks administrative cases and pesticide enforcement actions and compliance activities related to FIFRA, TSCA and EPCRA (Emergency Planning and Community Right-to-Know Act). To maintain currency, EDR contacts the Agency on a quarterly basis.

Date of Government Version: 04/09/2009
Date Data Arrived at EDR: 04/16/2009
Date Made Active in Reports: 05/11/2009
Number of Days to Update: 25

Source: EPA/Office of Prevention, Pesticides and Toxic Substances
Telephone: 202-566-1667
Last EDR Contact: 08/18/2017
Next Scheduled EDR Contact: 12/04/2017
Data Release Frequency: Quarterly

FTTS INSP: FIFRA/ TSCA Tracking System - FIFRA (Federal Insecticide, Fungicide, & Rodenticide Act)/TSCA (Toxic Substances Control Act)
A listing of FIFRA/TSCA Tracking System (FTTS) inspections and enforcements.

Date of Government Version: 04/09/2009
Date Data Arrived at EDR: 04/16/2009
Date Made Active in Reports: 05/11/2009
Number of Days to Update: 25

Source: EPA
Telephone: 202-566-1667
Last EDR Contact: 08/18/2017
Next Scheduled EDR Contact: 12/04/2017
Data Release Frequency: Quarterly

MLTS: Material Licensing Tracking System
MLTS is maintained by the Nuclear Regulatory Commission and contains a list of approximately 8,100 sites which possess or use radioactive materials and which are subject to NRC licensing requirements. To maintain currency, EDR contacts the Agency on a quarterly basis.

Date of Government Version: 08/30/2016
Date Data Arrived at EDR: 09/08/2016
Date Made Active in Reports: 10/21/2016
Number of Days to Update: 43

Source: Nuclear Regulatory Commission
Telephone: 301-415-7169
Last EDR Contact: 07/23/2018
Next Scheduled EDR Contact: 11/05/2018
Data Release Frequency: Quarterly

COAL ASH DOE: Steam-Electric Plant Operation Data
A listing of power plants that store ash in surface ponds.

Date of Government Version: 12/31/2005
Date Data Arrived at EDR: 08/07/2009
Date Made Active in Reports: 10/22/2009
Number of Days to Update: 76

Source: Department of Energy
Telephone: 202-586-8719
Last EDR Contact: 09/07/2018
Next Scheduled EDR Contact: 12/17/2018
Data Release Frequency: Varies

COAL ASH EPA: Coal Combustion Residues Surface Impoundments List
A listing of coal combustion residues surface impoundments with high hazard potential ratings.

Date of Government Version: 07/01/2014
Date Data Arrived at EDR: 09/10/2014
Date Made Active in Reports: 10/20/2014
Number of Days to Update: 40

Source: Environmental Protection Agency
Telephone: N/A
Last EDR Contact: 09/04/2018
Next Scheduled EDR Contact: 12/17/2018
Data Release Frequency: Varies

PCB TRANSFORMER: PCB Transformer Registration Database
The database of PCB transformer registrations that includes all PCB registration submittals.

Date of Government Version: 05/24/2017
Date Data Arrived at EDR: 11/30/2017
Date Made Active in Reports: 12/15/2017
Number of Days to Update: 15

Source: Environmental Protection Agency
Telephone: 202-566-0517
Last EDR Contact: 07/27/2018
Next Scheduled EDR Contact: 11/05/2018
Data Release Frequency: Varies

RADINFO: Radiation Information Database
The Radiation Information Database (RADINFO) contains information about facilities that are regulated by U.S. Environmental Protection Agency (EPA) regulations for radiation and radioactivity.

Date of Government Version: 04/03/2018
Date Data Arrived at EDR: 04/05/2018
Date Made Active in Reports: 06/29/2018
Number of Days to Update: 85

Source: Environmental Protection Agency
Telephone: 202-343-9775
Last EDR Contact: 07/05/2018
Next Scheduled EDR Contact: 10/15/2018
Data Release Frequency: Quarterly

HIST FTTS: FIFRA/TSCA Tracking System Administrative Case Listing
A complete administrative case listing from the FIFRA/TSCA Tracking System (FTTS) for all ten EPA regions. The information was obtained from the National Compliance Database (NCDB). NCDB supports the implementation of FIFRA (Federal Insecticide, Fungicide, and Rodenticide Act) and TSCA (Toxic Substances Control Act). Some EPA regions are now closing out records. Because of that, and the fact that some EPA regions are not providing EPA Headquarters with updated records, it was decided to create a HIST FTTS database. It included records that may not be included in the newer FTTS database updates. This database is no longer updated.

Date of Government Version: 10/19/2006
Date Data Arrived at EDR: 03/01/2007
Date Made Active in Reports: 04/10/2007
Number of Days to Update: 40

Source: Environmental Protection Agency
Telephone: 202-564-2501
Last EDR Contact: 12/17/2007
Next Scheduled EDR Contact: 03/17/2008
Data Release Frequency: No Update Planned

HIST FTTS INSP: FIFRA/TSCA Tracking System Inspection & Enforcement Case Listing
A complete inspection and enforcement case listing from the FIFRA/TSCA Tracking System (FTTS) for all ten EPA regions. The information was obtained from the National Compliance Database (NCDB). NCDB supports the implementation of FIFRA (Federal Insecticide, Fungicide, and Rodenticide Act) and TSCA (Toxic Substances Control Act). Some EPA regions are now closing out records. Because of that, and the fact that some EPA regions are not providing EPA Headquarters with updated records, it was decided to create a HIST FTTS database. It included records that may not be included in the newer FTTS database updates. This database is no longer updated.

Date of Government Version: 10/19/2006
Date Data Arrived at EDR: 03/01/2007
Date Made Active in Reports: 04/10/2007
Number of Days to Update: 40

Source: Environmental Protection Agency
Telephone: 202-564-2501
Last EDR Contact: 12/17/2008
Next Scheduled EDR Contact: 03/17/2008
Data Release Frequency: No Update Planned

DOT OPS: Incident and Accident Data

Department of Transporation, Office of Pipeline Safety Incident and Accident data.

Date of Government Version: 07/31/2012
Date Data Arrived at EDR: 08/07/2012
Date Made Active in Reports: 09/18/2012
Number of Days to Update: 42

Source: Department of Transporation, Office of Pipeline Safety
Telephone: 202-366-4595
Last EDR Contact: 08/09/2018
Next Scheduled EDR Contact: 11/12/2018
Data Release Frequency: Varies

CONSENT: Superfund (CERCLA) Consent Decrees

Major legal settlements that establish responsibility and standards for cleanup at NPL (Superfund) sites. Released periodically by United States District Courts after settlement by parties to litigation matters.

Date of Government Version: 03/31/2018
Date Data Arrived at EDR: 04/16/2018
Date Made Active in Reports: 06/29/2018
Number of Days to Update: 74

Source: Department of Justice, Consent Decree Library
Telephone: Varies
Last EDR Contact: 09/17/2018
Next Scheduled EDR Contact: 12/31/2018
Data Release Frequency: Varies

BRS: Biennial Reporting System

The Biennial Reporting System is a national system administered by the EPA that collects data on the generation and management of hazardous waste. BRS captures detailed data from two groups: Large Quantity Generators (LQG) and Treatment, Storage, and Disposal Facilities.

Date of Government Version: 12/31/2015
Date Data Arrived at EDR: 02/22/2017
Date Made Active in Reports: 09/28/2017
Number of Days to Update: 218

Source: EPA/NTIS
Telephone: 800-424-9346
Last EDR Contact: 08/24/2018
Next Scheduled EDR Contact: 12/03/2018
Data Release Frequency: Biennially

INDIAN RESERV: Indian Reservations

This map layer portrays Indian administered lands of the United States that have any area equal to or greater than 640 acres.

Date of Government Version: 12/31/2014
Date Data Arrived at EDR: 07/14/2015
Date Made Active in Reports: 01/10/2017
Number of Days to Update: 546

Source: USGS
Telephone: 202-208-3710
Last EDR Contact: 07/11/2018
Next Scheduled EDR Contact: 10/22/2018
Data Release Frequency: Semi-Annually

FUSRAP: Formerly Utilized Sites Remedial Action Program

DOE established the Formerly Utilized Sites Remedial Action Program (FUSRAP) in 1974 to remediate sites where radioactive contamination remained from Manhattan Project and early U.S. Atomic Energy Commission (AEC) operations.

Date of Government Version: 08/08/2017
Date Data Arrived at EDR: 09/11/2018
Date Made Active in Reports: 09/14/2018
Number of Days to Update: 3

Source: Department of Energy
Telephone: 202-586-3559
Last EDR Contact: 09/11/2018
Next Scheduled EDR Contact: 11/19/2018
Data Release Frequency: Varies

UMTRA: Uranium Mill Tailings Sites

Uranium ore was mined by private companies for federal government use in national defense programs. When the mills shut down, large piles of the sand-like material (mill tailings) remain after uranium has been extracted from the ore. Levels of human exposure to radioactive materials from the piles are low; however, in some cases tailings were used as construction materials before the potential health hazards of the tailings were recognized.

Date of Government Version: 06/23/2017
Date Data Arrived at EDR: 10/11/2017
Date Made Active in Reports: 11/03/2017
Number of Days to Update: 23

Source: Department of Energy
Telephone: 505-845-0011
Last EDR Contact: 08/20/2018
Next Scheduled EDR Contact: 12/03/2018
Data Release Frequency: Varies

LEAD SMELTER 1: Lead Smelter Sites
A listing of former lead smelter site locations.

Date of Government Version: 05/13/2018
Date Data Arrived at EDR: 05/30/2018
Date Made Active in Reports: 06/29/2018
Number of Days to Update: 30

Source: Environmental Protection Agency
Telephone: 703-603-8787
Last EDR Contact: 08/09/2018
Next Scheduled EDR Contact: 10/15/2018
Data Release Frequency: Varies

LEAD SMELTER 2: Lead Smelter Sites
A list of several hundred sites in the U.S. where secondary lead smelting was done from 1931and 1964. These sites may pose a threat to public health through ingestion or inhalation of contaminated soil or dust

Date of Government Version: 04/05/2001
Date Data Arrived at EDR: 10/27/2010
Date Made Active in Reports: 12/02/2010
Number of Days to Update: 36

Source: American Journal of Public Health
Telephone: 703-305-6451
Last EDR Contact: 12/02/2009
Next Scheduled EDR Contact: N/A
Data Release Frequency: No Update Planned

US AIRS (AFS): Aerometric Information Retrieval System Facility Subsystem (AFS)
The database is a sub-system of Aerometric Information Retrieval System (AIRS). AFS contains compliance data on air pollution point sources regulated by the U.S. EPA and/or state and local air regulatory agencies. This information comes from source reports by various stationary sources of air pollution, such as electric power plants, steel mills, factories, and universities, and provides information about the air pollutants they produce. Action, air program, air program pollutant, and general level plant data. It is used to track emissions and compliance data from industrial plants.

Date of Government Version: 10/12/2016
Date Data Arrived at EDR: 10/26/2016
Date Made Active in Reports: 02/03/2017
Number of Days to Update: 100

Source: EPA
Telephone: 202-564-2496
Last EDR Contact: 09/26/2017
Next Scheduled EDR Contact: 01/08/2018
Data Release Frequency: Annually

US AIRS MINOR: Air Facility System Data
A listing of minor source facilities.

Date of Government Version: 10/12/2016
Date Data Arrived at EDR: 10/26/2016
Date Made Active in Reports: 02/03/2017
Number of Days to Update: 100

Source: EPA
Telephone: 202-564-2496
Last EDR Contact: 09/26/2017
Next Scheduled EDR Contact: 01/08/2018
Data Release Frequency: Annually

US MINES: Mines Master Index File
Contains all mine identification numbers issued for mines active or opened since 1971. The data also includes violation information.

Date of Government Version: 05/03/2018
Date Data Arrived at EDR: 05/31/2018
Date Made Active in Reports: 06/29/2018
Number of Days to Update: 29

Source: Department of Labor, Mine Safety and Health Administration
Telephone: 303-231-5959
Last EDR Contact: 08/29/2018
Next Scheduled EDR Contact: 12/10/2018
Data Release Frequency: Semi-Annually

US MINES 2: Ferrous and Nonferrous Metal Mines Database Listing
This map layer includes ferrous (ferrous metal mines are facilities that extract ferrous metals, such as iron ore or molybdenum) and nonferrous (Nonferrous metal mines are facilities that extract nonferrous metals, such as gold, silver, copper, zinc, and lead) metal mines in the United States.

Date of Government Version: 12/05/2005
Date Data Arrived at EDR: 02/29/2008
Date Made Active in Reports: 04/18/2008
Number of Days to Update: 49

Source: USGS
Telephone: 703-648-7709
Last EDR Contact: 08/31/2018
Next Scheduled EDR Contact: 12/10/2018
Data Release Frequency: Varies

US MINES 3: Active Mines & Mineral Plants Database Listing

Active Mines and Mineral Processing Plant operations for commodities monitored by the Minerals Information Team of the USGS.

Date of Government Version: 04/14/2011
Date Data Arrived at EDR: 06/08/2011
Date Made Active in Reports: 09/13/2011
Number of Days to Update: 97

Source: USGS
Telephone: 703-648-7709
Last EDR Contact: 08/31/2018
Next Scheduled EDR Contact: 12/10/2018
Data Release Frequency: Varies

ABANDONED MINES: Abandoned Mines

An inventory of land and water impacted by past mining (primarily coal mining) is maintained by OSMRE to provide information needed to implement the Surface Mining Control and Reclamation Act of 1977 (SMCRA). The inventory contains information on the location, type, and extent of AML impacts, as well as, information on the cost associated with the reclamation of those problems. The inventory is based upon field surveys by State, Tribal, and OSMRE program officials. It is dynamic to the extent that it is modified as new problems are identified and existing problems are reclaimed.

Date of Government Version: 09/10/2018
Date Data Arrived at EDR: 09/11/2018
Date Made Active in Reports: 09/14/2018
Number of Days to Update: 3

Source: Department of Interior
Telephone: 202-208-2609
Last EDR Contact: 09/10/2018
Next Scheduled EDR Contact: 12/24/2018
Data Release Frequency: Quarterly

FINDS: Facility Index System/Facility Registry System

Facility Index System. FINDS contains both facility information and 'pointers' to other sources that contain more detail. EDR includes the following FINDS databases in this report: PCS (Permit Compliance System), AIRS (Aerometric Information Retrieval System), DOCKET (Enforcement Docket used to manage and track information on civil judicial enforcement cases for all environmental statutes), FURS (Federal Underground Injection Control), C-DOCKET (Criminal Docket System used to track criminal enforcement actions for all environmental statutes), FFIS (Federal Facilities Information System), STATE (State Environmental Laws and Statutes), and PADS (PCB Activity Data System).

Date of Government Version: 02/21/2018
Date Data Arrived at EDR: 02/23/2018
Date Made Active in Reports: 03/23/2018
Number of Days to Update: 28

Source: EPA
Telephone: (404) 562-9900
Last EDR Contact: 09/18/2018
Next Scheduled EDR Contact: 12/17/2018
Data Release Frequency: Quarterly

ECHO: Enforcement & Compliance History Information

ECHO provides integrated compliance and enforcement information for about 800,000 regulated facilities nationwide.

Date of Government Version: 09/02/2018
Date Data Arrived at EDR: 09/05/2018
Date Made Active in Reports: 09/14/2018
Number of Days to Update: 9

Source: Environmental Protection Agency
Telephone: 202-564-2280
Last EDR Contact: 09/05/2018
Next Scheduled EDR Contact: 12/17/2018
Data Release Frequency: Quarterly

DOCKET HWC: Hazardous Waste Compliance Docket Listing

A complete list of the Federal Agency Hazardous Waste Compliance Docket Facilities.

Date of Government Version: 01/04/2018
Date Data Arrived at EDR: 01/19/2018
Date Made Active in Reports: 04/13/2018
Number of Days to Update: 84

Source: Environmental Protection Agency
Telephone: 202-564-0527
Last EDR Contact: 08/31/2018
Next Scheduled EDR Contact: 12/10/2018
Data Release Frequency: Varies

UXO: Unexploded Ordnance Sites
A listing of unexploded ordnance site locations

Date of Government Version: 09/30/2017
Date Data Arrived at EDR: 06/19/2018
Date Made Active in Reports: 09/14/2018
Number of Days to Update: 87

Source: Department of Defense
Telephone: 703-704-1564
Last EDR Contact: 07/13/2018
Next Scheduled EDR Contact: 10/29/2018
Data Release Frequency: Varies

FUELS PROGRAM: EPA Fuels Program Registered Listing
This listing includes facilities that are registered under the Part 80 (Code of Federal Regulations) EPA Fuels Programs. All companies now are required to submit new and updated registrations.

Date of Government Version: 05/21/2018
Date Data Arrived at EDR: 05/23/2018
Date Made Active in Reports: 09/07/2018
Number of Days to Update: 107

Source: EPA
Telephone: 800-385-6164
Last EDR Contact: 08/22/2018
Next Scheduled EDR Contact: 12/03/2018
Data Release Frequency: Quarterly

GA AIRS: Permitted Facility & Emissions Listing
A listing of permitted Air facilities and emissions data.

Date of Government Version: 08/20/2018
Date Data Arrived at EDR: 08/23/2018
Date Made Active in Reports: 09/21/2018
Number of Days to Update: 29

Source: Department of Natural Resources
Telephone: 404-363-7000
Last EDR Contact: 08/17/2018
Next Scheduled EDR Contact: 12/03/2018
Data Release Frequency: Varies

SC AIRS: Permiited Airs Facility Listing
A listing of permitted airs facilities.

Date of Government Version: 08/28/2018
Date Data Arrived at EDR: 08/29/2018
Date Made Active in Reports: 09/18/2018
Number of Days to Update: 20

Source: Department of Health & Environmental Control
Telephone: 803-898-4279
Last EDR Contact: 08/29/2018
Next Scheduled EDR Contact: 12/10/2018
Data Release Frequency: Varies

GA COAL ASH: Coal Ash Disposal Site Listing
A listing of coal ash landfills.

Date of Government Version: 08/01/2014
Date Data Arrived at EDR: 08/05/2014
Date Made Active in Reports: 09/02/2014
Number of Days to Update: 28

Source: Department of Natural Resources
Telephone: 404-362-2537
Last EDR Contact: 07/24/2018
Next Scheduled EDR Contact: 11/12/2018
Data Release Frequency: Varies

SC COAL ASH: Coal Ash Disposal Sites
A listing of sites with coal ash ponds.

Date of Government Version: 03/20/2018
Date Data Arrived at EDR: 03/22/2018
Date Made Active in Reports: 04/25/2018
Number of Days to Update: 34

Source: Department of Health & Environmental Control
Telephone: 803-898-3964
Last EDR Contact: 09/17/2018
Next Scheduled EDR Contact: 12/31/2018
Data Release Frequency: Varies

GA DRYCLEANERS: Drycleaner Database
A list of drycleaners in the state. The listing includes drycleaner facilities, that use perchloroethylene, that responded to the Notification of Compliance Status forms. It also includes those businesses that are pick-up stores only and do not conduct dry cleaning on site.

Date of Government Version: 12/22/2014
Date Data Arrived at EDR: 12/23/2014
Date Made Active in Reports: 01/27/2015
Number of Days to Update: 35

Source: Department of Natural Resources
Telephone: 404-363-7000
Last EDR Contact: 08/17/2018
Next Scheduled EDR Contact: 11/19/2018
Data Release Frequency: Varies

SC DRYCLEANERS: Drycleaner Database

The Drycleaning Facility Restoration Trust Fund database is used to access, prioritze and cleanup contaminated registered drycleaning sites.

Date of Government Version: 01/08/2018
Date Data Arrived at EDR: 02/01/2018
Date Made Active in Reports: 03/21/2018
Number of Days to Update: 48

Source: Department of Health & Environmental Control
Telephone: 803-898-3882
Last EDR Contact: 08/03/2018
Next Scheduled EDR Contact: 11/12/2018
Data Release Frequency: Annually

GA Financial Assurance 1: Financial Assurance Information Listing

A listing of financial assurance information for underground storage tank facilities.

Date of Government Version: 06/14/2018
Date Data Arrived at EDR: 09/12/2018
Date Made Active in Reports: 09/21/2018
Number of Days to Update: 9

Source: Department of Natural Resources
Telephone: 404-362-4892
Last EDR Contact: 09/12/2018
Next Scheduled EDR Contact: 12/24/2018
Data Release Frequency: Varies

SC Financial Assurance 1: Financial Assurance Information Listing

Financial assurance information for aolid waste facilities. Financial assurance is intended to ensure that resources are available to pay for the cost of closure, post-closure care, and corrective measures if the owner or operator of a regulated facility is unable or unwilling to pay.

Date of Government Version: 06/12/2018
Date Data Arrived at EDR: 06/15/2018
Date Made Active in Reports: 07/05/2018
Number of Days to Update: 20

Source: Department of Health & Environmental Control
Telephone: 803-896-4067
Last EDR Contact: 09/06/2018
Next Scheduled EDR Contact: 12/24/2018
Data Release Frequency: Semi-Annually

GA Financial Assurance 2: Financial Assurance Information Listing

Financial assurance information listing for solid waste facilities.

Date of Government Version: 09/10/2018
Date Data Arrived at EDR: 09/11/2018
Date Made Active in Reports: 09/21/2018
Number of Days to Update: 10

Source: Department of Natural Resources
Telephone: 404-362-2537
Last EDR Contact: 09/10/2018
Next Scheduled EDR Contact: 12/24/2018
Data Release Frequency: Varies

SC Financial Assurance 2: Financial Assurance Information Listing

Hazardous waste financial assurance information.

Date of Government Version: 06/12/2018
Date Data Arrived at EDR: 06/15/2018
Date Made Active in Reports: 07/05/2018
Number of Days to Update: 20

Source: Department of Health & Environmental Control
Telephone: 803-898-3880
Last EDR Contact: 09/06/2018
Next Scheduled EDR Contact: 12/24/2018
Data Release Frequency: Varies

SC Financial Assurance 3: Financial Assurance Information Listing

UST financial assurance information.

Date of Government Version: 07/24/2018
Date Data Arrived at EDR: 07/27/2018
Date Made Active in Reports: 08/10/2018
Number of Days to Update: 14

Source: Department of Health & Environmental Control
Telephone: 803-898-3880
Last EDR Contact: 09/17/2018
Next Scheduled EDR Contact: 11/05/2018
Data Release Frequency: Varies

GA NPDES: NPDES Wastewater Permit List
A listing of NPDES wastewater permits issued by the Watershed Protection Branch.

Date of Government Version: 08/01/2018
Date Data Arrived at EDR: 08/07/2018
Date Made Active in Reports: 08/13/2018
Number of Days to Update: 6

Source: Department of Natural Resoruces
Telephone: 404-362-2680
Last EDR Contact: 08/07/2018
Next Scheduled EDR Contact: 11/19/2018
Data Release Frequency: Varies

SC NPDES: Waste Water Treatment Facilities Listing
A listing of waste water treatment facility locations.

Date of Government Version: 07/24/2018
Date Data Arrived at EDR: 07/26/2018
Date Made Active in Reports: 08/10/2018
Number of Days to Update: 15

Source: Department of Health & Environmental Control
Telephone: 803-898-4300
Last EDR Contact: 07/20/2018
Next Scheduled EDR Contact: 11/05/2018
Data Release Frequency: Varies

GA TIER 2: Tier 2 Data Listing
A listing of facilities which store or manufacture hazardous materials and submit a chemical inventory report.

Date of Government Version: 12/31/2016
Date Data Arrived at EDR: 08/25/2017
Date Made Active in Reports: 10/30/2017
Number of Days to Update: 66

Source: Department of Natural Resources
Telephone: 404-656-4852
Last EDR Contact: 08/27/2018
Next Scheduled EDR Contact: 12/10/2018
Data Release Frequency: Annually

EDR HIGH RISK HISTORICAL RECORDS

EDR Exclusive Records

EDR MGP: EDR Proprietary Manufactured Gas Plants
The EDR Proprietary Manufactured Gas Plant Database includes records of coal gas plants (manufactured gas plants) compiled by EDR's researchers. Manufactured gas sites were used in the United States from the 1800's to 1950's to produce a gas that could be distributed and used as fuel. These plants used whale oil, rosin, coal, or a mixture of coal, oil, and water that also produced a significant amount of waste. Many of the byproducts of the gas production, such as coal tar (oily waste containing volatile and non-volatile chemicals), sludges, oils and other compounds are potentially hazardous to human health and the environment. The byproduct from this process was frequently disposed of directly at the plant site and can remain or spread slowly, serving as a continuous source of soil and groundwater contamination.

Date of Government Version: N/A
Date Data Arrived at EDR: N/A
Date Made Active in Reports: N/A
Number of Days to Update: N/A

Source: EDR, Inc.
Telephone: N/A
Last EDR Contact: N/A
Next Scheduled EDR Contact: N/A
Data Release Frequency: No Update Planned

EDR Hist Auto: EDR Exclusive Historical Auto Stations
EDR has searched selected national collections of business directories and has collected listings of potential gas station/filling station/service station sites that were available to EDR researchers. EDR's review was limited to those categories of sources that might, in EDR's opinion, include gas station/filling station/service station establishments. The categories reviewed included, but were not limited to gas, gas station, gasoline station, filling station, auto, automobile repair, auto service station, service station, etc. This database falls within a category of information EDR classifies as "High Risk Historical Records", or HRHR. EDR's HRHR effort presents unique and sometimes proprietary data about past sites and operations that typically create environmental concerns, but may not show up in current government records searches.

Date of Government Version: N/A
Date Data Arrived at EDR: N/A
Date Made Active in Reports: N/A
Number of Days to Update: N/A

Source: EDR, Inc.
Telephone: N/A
Last EDR Contact: N/A
Next Scheduled EDR Contact: N/A
Data Release Frequency: Varies

EDR Hist Cleaner: EDR Exclusive Historical Cleaners

EDR has searched selected national collections of business directories and has collected listings of potential dry cleaner sites that were available to EDR researchers. EDR's review was limited to those categories of sources that might, in EDR's opinion, include dry cleaning establishments. The categories reviewed included, but were not limited to dry cleaners, cleaners, laundry, laundromat, cleaning/laundry, wash & dry etc. This database falls within a category of information EDR classifies as "High Risk Historical Records", or HRHR. EDR's HRHR effort presents unique and sometimes proprietary data about past sites and operations that typically create environmental concerns, but may not show up in current government records searches.

Date of Government Version: N/A
Date Data Arrived at EDR: N/A
Date Made Active in Reports: N/A
Number of Days to Update: N/A

Source: EDR, Inc.
Telephone: N/A
Last EDR Contact: N/A
Next Scheduled EDR Contact: N/A
Data Release Frequency: Varies

EDR RECOVERED GOVERNMENT ARCHIVES

Exclusive Recovered Govt. Archives

GA RGA HWS: Recovered Government Archive State Hazardous Waste Facilities List

The EDR Recovered Government Archive State Hazardous Waste database provides a list of SHWS incidents derived from historical databases and includes many records that no longer appear in current government lists. Compiled from Records formerly available from the Department of Environmental Protection in Georgia.

Date of Government Version: N/A
Date Data Arrived at EDR: 07/01/2013
Date Made Active in Reports: 12/24/2013
Number of Days to Update: 176

Source: Department of Environmental Protection
Telephone: N/A
Last EDR Contact: 06/01/2012
Next Scheduled EDR Contact: N/A
Data Release Frequency: Varies

SC RGA HWS: Recovered Government Archive State Hazardous Waste Facilities List

The EDR Recovered Government Archive State Hazardous Waste database provides a list of SHWS incidents derived from historical databases and includes many records that no longer appear in current government lists. Compiled from Records formerly available from the Department of Health and Environmental Control in South Carolina.

Date of Government Version: N/A
Date Data Arrived at EDR: 07/01/2013
Date Made Active in Reports: 01/03/2014
Number of Days to Update: 186

Source: Department of Health and Environmental Control
Telephone: N/A
Last EDR Contact: 06/01/2012
Next Scheduled EDR Contact: N/A
Data Release Frequency: Varies

GA RGA LF: Recovered Government Archive Solid Waste Facilities List

The EDR Recovered Government Archive Landfill database provides a list of landfills derived from historical databases and includes many records that no longer appear in current government lists. Compiled from Records formerly available from the Department of Natural Resources in Georgia.

Date of Government Version: N/A
Date Data Arrived at EDR: 07/01/2013
Date Made Active in Reports: 01/13/2014
Number of Days to Update: 196

Source: Department of Natural Resources
Telephone: N/A
Last EDR Contact: 06/01/2012
Next Scheduled EDR Contact: N/A
Data Release Frequency: Varies

SC RGA LF: Recovered Government Archive Solid Waste Facilities List

The EDR Recovered Government Archive Landfill database provides a list of landfills derived from historical databases and includes many records that no longer appear in current government lists. Compiled from Records formerly available from the Department of Health and Environmental Control in South Carolina.

Date of Government Version: N/A
Date Data Arrived at EDR: 07/01/2013
Date Made Active in Reports: 01/15/2014
Number of Days to Update: 198

Source: Department of Health and Environmental Control
Telephone: N/A
Last EDR Contact: 06/01/2012
Next Scheduled EDR Contact: N/A
Data Release Frequency: Varies

GA RGA LUST: Recovered Government Archive Leaking Underground Storage Tank
The EDR Recovered Government Archive Leaking Underground Storage Tank database provides a list of LUST incidents derived from historical databases and includes many records that no longer appear in current government lists. Compiled from Records formerly available from the Environmental Protection Division in Georgia.

Date of Government Version: N/A
Date Data Arrived at EDR: 07/01/2013
Date Made Active in Reports: 12/24/2013
Number of Days to Update: 176

Source: Environmental Protection Division
Telephone: N/A
Last EDR Contact: 06/01/2012
Next Scheduled EDR Contact: N/A
Data Release Frequency: Varies

SC RGA LUST: Recovered Government Archive Leaking Underground Storage Tank
The EDR Recovered Government Archive Leaking Underground Storage Tank database provides a list of LUST incidents derived from historical databases and includes many records that no longer appear in current government lists. Compiled from Records formerly available from the Department of Health and Environmental Control in South Carolina.

Date of Government Version: N/A
Date Data Arrived at EDR: 07/01/2013
Date Made Active in Reports: 01/03/2014
Number of Days to Update: 186

Source: Department of Health and Environmental Control
Telephone: N/A
Last EDR Contact: 06/01/2012
Next Scheduled EDR Contact: N/A
Data Release Frequency: Varies

OTHER DATABASE(S)

Depending on the geographic area covered by this report, the data provided in these specialty databases may or may not be complete. For example, the existence of wetlands information data in a specific report does not mean that all wetlands in the area covered by the report are included. Moreover, the absence of any reported wetlands information does not necessarily mean that wetlands do not exist in the area covered by the report.

CT MANIFEST: Hazardous Waste Manifest Data
Facility and manifest data. Manifest is a document that lists and tracks hazardous waste from the generator through transporters to a tsd facility.

Date of Government Version: 08/10/2018
Date Data Arrived at EDR: 08/10/2018
Date Made Active in Reports: 09/10/2018
Number of Days to Update: 31

Source: Department of Energy & Environmental Protection
Telephone: 860-424-3375
Last EDR Contact: 08/09/2018
Next Scheduled EDR Contact: 11/26/2018
Data Release Frequency: No Update Planned

NJ MANIFEST: Manifest Information
Hazardous waste manifest information.

Date of Government Version: 12/31/2017
Date Data Arrived at EDR: 07/13/2018
Date Made Active in Reports: 08/01/2018
Number of Days to Update: 19

Source: Department of Environmental Protection
Telephone: N/A
Last EDR Contact: 07/13/2018
Next Scheduled EDR Contact: 10/22/2018
Data Release Frequency: Annually

NY MANIFEST: Facility and Manifest Data
Manifest is a document that lists and tracks hazardous waste from the generator through transporters to a TSD facility.

Date of Government Version: 07/01/2018
Date Data Arrived at EDR: 08/01/2018
Date Made Active in Reports: 08/31/2018
Number of Days to Update: 30

Source: Department of Environmental Conservation
Telephone: 518-402-8651
Last EDR Contact: 08/01/2018
Next Scheduled EDR Contact: 11/12/2018
Data Release Frequency: Quarterly

PA MANIFEST: Manifest Information
Hazardous waste manifest information.

Date of Government Version: 12/31/2016
Date Data Arrived at EDR: 07/25/2017
Date Made Active in Reports: 09/25/2017
Number of Days to Update: 62

Source: Department of Environmental Protection
Telephone: 717-783-8990
Last EDR Contact: 07/12/2018
Next Scheduled EDR Contact: 10/29/2018
Data Release Frequency: Annually

RI MANIFEST: Manifest information
Hazardous waste manifest information

Date of Government Version: 12/31/2017
Date Data Arrived at EDR: 02/23/2018
Date Made Active in Reports: 04/09/2018
Number of Days to Update: 45

Source: Department of Environmental Management
Telephone: 401-222-2797
Last EDR Contact: 08/21/2018
Next Scheduled EDR Contact: 12/03/2018
Data Release Frequency: Annually

WI MANIFEST: Manifest Information
Hazardous waste manifest information.

Date of Government Version: 12/31/2017
Date Data Arrived at EDR: 06/15/2018
Date Made Active in Reports: 07/09/2018
Number of Days to Update: 24

Source: Department of Natural Resources
Telephone: N/A
Last EDR Contact: 09/06/2018
Next Scheduled EDR Contact: 12/24/2018
Data Release Frequency: Annually

Oil/Gas Pipelines
Source: PennWell Corporation
Petroleum Bundle (Crude Oil, Refined Products, Petrochemicals, Gas Liquids (LPG/NGL), and Specialty Gases (Miscellaneous)) N = Natural Gas Bundle (Natural Gas, Gas Liquids (LPG/NGL), and Specialty Gases (Miscellaneous)). This map includes information copyrighted by PennWell Corporation. This information is provided on a best effort basis and PennWell Corporation does not guarantee its accuracy nor warrant its fitness for any particular purpose. Such information has been reprinted with the permission of PennWell.

Electric Power Transmission Line Data
Source: PennWell Corporation
This map includes information copyrighted by PennWell Corporation. This information is provided on a best effort basis and PennWell Corporation does not guarantee its accuracy nor warrant its fitness for any particular purpose. Such information has been reprinted with the permission of PennWell.

Sensitive Receptors: There are individuals deemed sensitive receptors due to their fragile immune systems and special sensitivity to environmental discharges. These sensitive receptors typically include the elderly, the sick, and children. While the location of all sensitive receptors cannot be determined, EDR indicates those buildings and facilities - schools, daycares, hospitals, medical centers, and nursing homes - where individuals who are sensitive receptors are likely to be located.

AHA Hospitals:
Source: American Hospital Association, Inc.
Telephone: 312-280-5991
The database includes a listing of hospitals based on the American Hospital Association's annual survey of hospitals.

Medical Centers: Provider of Services Listing
Source: Centers for Medicare & Medicaid Services
Telephone: 410-786-3000
A listing of hospitals with Medicare provider number, produced by Centers of Medicare & Medicaid Services, a federal agency within the U.S. Department of Health and Human Services.

Nursing Homes
Source: National Institutes of Health
Telephone: 301-594-6248
Information on Medicare and Medicaid certified nursing homes in the United States.

Public Schools
Source: National Center for Education Statistics
Telephone: 202-502-7300
The National Center for Education Statistics' primary database on elementary and secondary public education in the United States. It is a comprehensive, annual, national statistical database of all public elementary and secondary schools and school districts, which contains data that are comparable across all states.

Private Schools
Source: National Center for Education Statistics
Telephone: 202-502-7300
The National Center for Education Statistics' primary database on private school locations in the United States.
Daycare Centers: Child Care Centers
Source: Department of Human Resources
Telephone: 404-651-5562

Flood Zone Data: This data was obtained from the Federal Emergency Management Agency (FEMA). It depicts 100-year and 500-year flood zones as defined by FEMA. It includes the National Flood Hazard Layer (NFHL) which incorporates Flood Insurance Rate Map (FIRM) data and Q3 data from FEMA in areas not covered by NFHL.
Source: FEMA
Telephone: 877-336-2627
Date of Government Version: 2003, 2015

NWI: National Wetlands Inventory. This data, available in select counties across the country, was obtained by EDR in 2002, 2005 and 2010 from the U.S. Fish and Wildlife Service.

State Wetlands Data: Wetlands Inventory
Source: Georgia GIS Clearinghouse
Telephone: 706-542-1581

Current USGS 7.5 Minute Topographic Map
Source: U.S. Geological Survey

STREET AND ADDRESS INFORMATION

© 2015 TomTom North America, Inc. All rights reserved. This material is proprietary and the subject of copyright protection and other intellectual property rights owned by or licensed to Tele Atlas North America, Inc. The use of this material is subject to the terms of a license agreement. You will be held liable for any unauthorized copying or disclosure of this material.

GEOCHECK ®- PHYSICAL SETTING SOURCE ADDENDUM

TARGET PROPERTY ADDRESS

AGL WATER WELL SURVEY
1 11TH STREET
AUGUSTA, GA 30901

TARGET PROPERTY COORDINATES

Latitude (North):	33.48005 - 33˚ 28' 48.18''
Longitude (West):	81.97191 - 81˚ 58' 18.88''
Universal Tranverse Mercator:	Zone 17
UTM X (Meters):	409699.3
UTM Y (Meters):	3704737.2
Elevation:	141 ft. above sea level

USGS TOPOGRAPHIC MAP

Target Property Map:	6044439 AUGUSTA EAST, GA
Version Date:	2014

EDR's GeoCheck Physical Setting Source Addendum is provided to assist the environmental professional in forming an opinion about the impact of potential contaminant migration.

Assessment of the impact of contaminant migration generally has two principle investigative components:

1. Groundwater flow direction, and
2. Groundwater flow velocity.

Groundwater flow direction may be impacted by surface topography, hydrology, hydrogeology, characteristics of the soil, and nearby wells. Groundwater flow velocity is generally impacted by the nature of the geologic strata.

GEOCHECK® - PHYSICAL SETTING SOURCE SUMMARY

GROUNDWATER FLOW DIRECTION INFORMATION

Groundwater flow direction for a particular site is best determined by a qualified environmental professional using site-specific well data. If such data is not reasonably ascertainable, it may be necessary to rely on other sources of information, such as surface topographic information, hydrologic information, hydrogeologic data collected on nearby properties, and regional groundwater flow information (from deep aquifers).

TOPOGRAPHIC INFORMATION

Surface topography may be indicative of the direction of surficial groundwater flow. This information can be used to assist the environmental professional in forming an opinion about the impact of nearby contaminated properties or, should contamination exist on the target property, what downgradient sites might be impacted.

TARGET PROPERTY TOPOGRAPHY

General Topographic Gradient: General East

SURROUNDING TOPOGRAPHY: ELEVATION PROFILES

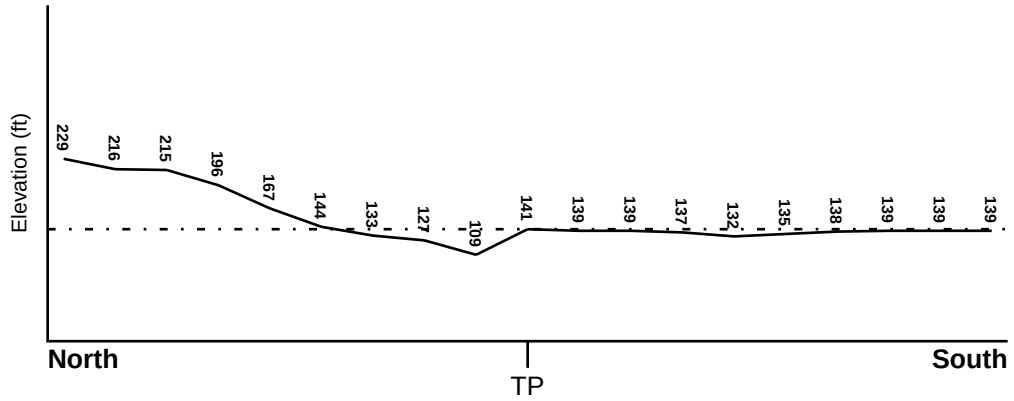

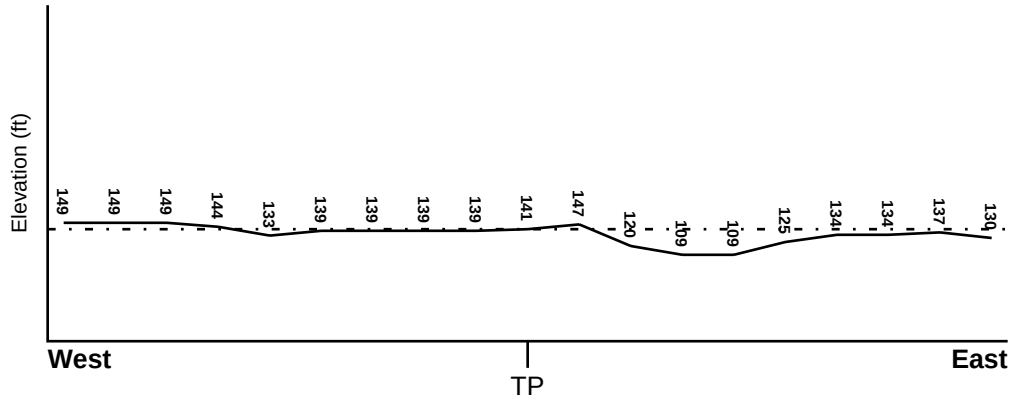

Target Property Elevation: 141 ft.

0 1/2 1 Miles

Source: Topography has been determined from the USGS 7.5' Digital Elevation Model and should be evaluated on a relative (not an absolute) basis. Relative elevation information between sites of close proximity should be field verified.

GEOCHECK® - PHYSICAL SETTING SOURCE SUMMARY

HYDROLOGIC INFORMATION

Surface water can act as a hydrologic barrier to groundwater flow. Such hydrologic information can be used to assist the environmental professional in forming an opinion about the impact of nearby contaminated properties or, should contamination exist on the target property, what downgradient sites might be impacted.

Refer to the Physical Setting Source Map following this summary for hydrologic information (major waterways and bodies of water).

FEMA FLOOD ZONE

Flood Plain Panel at Target Property	FEMA Source Type
45003C0476E	FEMA FIRM Flood data

Additional Panels in search area:	FEMA Source Type
45003C0477E	FEMA FIRM Flood data
13245C0130G	FEMA FIRM Flood data

NATIONAL WETLAND INVENTORY

NWI Quad at Target Property	NWI Electronic Data Coverage
AUGUSTA EAST	YES - refer to the Overview Map and Detail Map

HYDROGEOLOGIC INFORMATION

Hydrogeologic information obtained by installation of wells on a specific site can often be an indicator of groundwater flow direction in the immediate area. Such hydrogeologic information can be used to assist the environmental professional in forming an opinion about the impact of nearby contaminated properties or, should contamination exist on the target property, what downgradient sites might be impacted.

AQUIFLOW®

Search Radius: 1.000 Mile.

EDR has developed the AQUIFLOW Information System to provide data on the general direction of groundwater flow at specific points. EDR has reviewed reports submitted by environmental professionals to regulatory authorities at select sites and has extracted the date of the report, groundwater flow direction as determined hydrogeologically, and the depth to water table.

MAP ID	LOCATION FROM TP	GENERAL DIRECTION GROUNDWATER FLOW
Not Reported		

GEOCHECK® - PHYSICAL SETTING SOURCE SUMMARY

GROUNDWATER FLOW VELOCITY INFORMATION

Groundwater flow velocity information for a particular site is best determined by a qualified environmental professional using site specific geologic and soil strata data. If such data are not reasonably ascertainable, it may be necessary to rely on other sources of information, including geologic age identification, rock stratigraphic unit and soil characteristics data collected on nearby properties and regional soil information. In general, contaminant plumes move more quickly through sandy-gravelly types of soils than silty-clayey types of soils.

GEOLOGIC INFORMATION IN GENERAL AREA OF TARGET PROPERTY

Geologic information can be used by the environmental professional in forming an opinion about the relative speed at which contaminant migration may be occurring.

ROCK STRATIGRAPHIC UNIT

Era:	Mesozoic
System:	Cretaceous
Series:	Woodbine and Tuscaloosa Groups
Code:	uK1 *(decoded above as Era, System & Series)*

GEOLOGIC AGE IDENTIFICATION

Category: Stratified Sequence

Geologic Age and Rock Stratigraphic Unit Source: P.G. Schruben, R.E. Arndt and W.J. Bawiec, Geology of the Conterminous U.S. at 1:2,500,000 Scale - a digital representation of the 1974 P.B. King and H.M. Beikman Map, USGS Digital Data Series DDS - 11 (1994).

SSURGO SOIL MAP - 5434619.2s

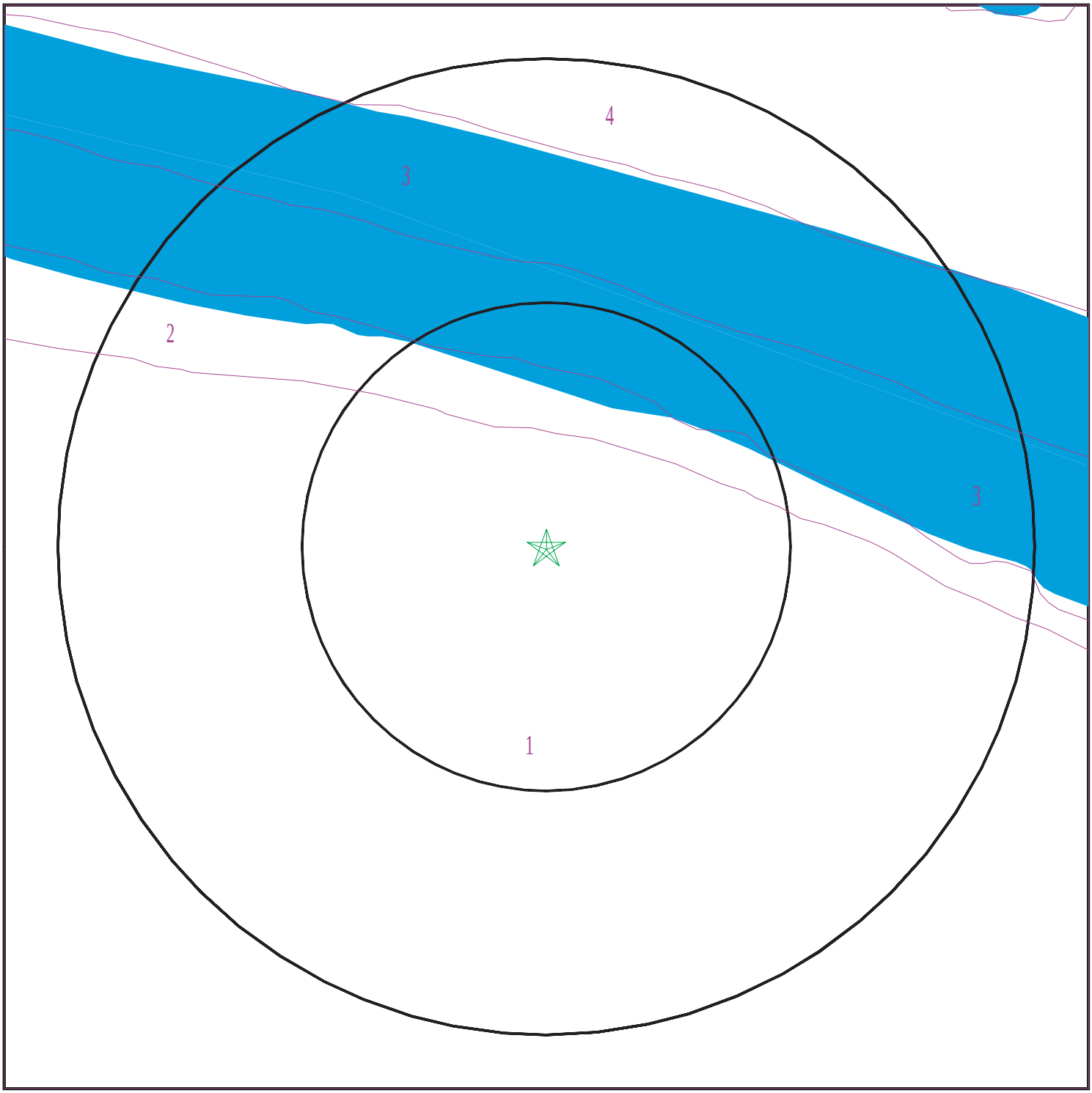

Target Property
SSURGO Soil
Water

0 1/16 1/8 1/4 Miles

N

SITE NAME:	AGL Water Well Survey	CLIENT:	Wood Environment & Infrastructure Solutions, Inc.
ADDRESS:	1 11th Street Augusta GA 30901	CONTACT:	Tanya Kinnard
		INQUIRY #:	5434619.2s
LAT/LONG:	33.48005 / 81.97191	DATE:	September 25, 2018 2:26 pm

Copyright © 2018 EDR, Inc. © 2015 TomTom Rel. 2015.

GEOCHECK® - PHYSICAL SETTING SOURCE SUMMARY

DOMINANT SOIL COMPOSITION IN GENERAL AREA OF TARGET PROPERTY

The U.S. Department of Agriculture's (USDA) Soil Conservation Service (SCS) leads the National Cooperative Soil Survey (NCSS) and is responsible for collecting, storing, maintaining and distributing soil survey information for privately owned lands in the United States. A soil map in a soil survey is a representation of soil patterns in a landscape. The following information is based on Soil Conservation Service SSURGO data.

Soil Map ID: 1

Soil Component Name: Urban land

Soil Surface Texture:
Hydrologic Group: Not reported

Soil Drainage Class:
Hydric Status: Unknown

Corrosion Potential - Uncoated Steel: Not Reported

Depth to Bedrock Min: > 0 inches

Depth to Watertable Min: > 0 inches

No Layer Information available.

Soil Map ID: 2

Soil Component Name: Riverview

Soil Surface Texture: silt loam

Hydrologic Group: Class B - Moderate infiltration rates. Deep and moderately deep, moderately well and well drained soils with moderately coarse textures.

Soil Drainage Class: Well drained

Hydric Status: Not hydric

Corrosion Potential - Uncoated Steel: Low

Depth to Bedrock Min: > 0 inches

Depth to Watertable Min: > 122 inches

GEOCHECK® - PHYSICAL SETTING SOURCE SUMMARY

Soil Layer Information							
	Boundary			Classification		Saturated hydraulic conductivity micro m/sec	Soil Reaction (pH)
Layer	Upper	Lower	Soil Texture Class	AASHTO Group	Unified Soil		
1	0 inches	7 inches	silt loam	Silt-Clay Materials (more than 35 pct. passing No. 200), Silty Soils.	COARSE-GRAINED SOILS, Sands, Sands with fines, Silty Sand.	Max: 42 Min: 14	Max: 6 Min: 4.5
2	7 inches	33 inches	loam	Silt-Clay Materials (more than 35 pct. passing No. 200), Silty Soils.	COARSE-GRAINED SOILS, Sands, Sands with fines, Silty Sand.	Max: 42 Min: 14	Max: 6 Min: 4.5
3	33 inches	64 inches	loamy fine sand	Silt-Clay Materials (more than 35 pct. passing No. 200), Silty Soils.	COARSE-GRAINED SOILS, Sands, Sands with fines, Silty Sand.	Max: 42 Min: 14	Max: 6 Min: 4.5

Soil Map ID: 3

Soil Component Name: WATER

Soil Surface Texture: silt loam

Hydrologic Group: Class B - Moderate infiltration rates. Deep and moderately deep, moderately well and well drained soils with moderately coarse textures.

Soil Drainage Class:
Hydric Status: Unknown

Corrosion Potential - Uncoated Steel: Not Reported

Depth to Bedrock Min: > 0 inches

Depth to Watertable Min: > 0 inches

No Layer Information available.

GEOCHECK® - PHYSICAL SETTING SOURCE SUMMARY

Soil Map ID: 4

Soil Component Name: CHEWACLA

Soil Surface Texture:
Hydrologic Group: Class C - Slow infiltration rates. Soils with layers impeding downward movement of water, or soils with moderately fine or fine textures.

Soil Drainage Class: Somewhat poorly drained

Hydric Status: Partially hydric

Corrosion Potential - Uncoated Steel: High

Depth to Bedrock Min: > 0 inches

Depth to Watertable Min: > 31 inches

Soil Layer Information							
	Boundary			Classification		Saturated hydraulic conductivity micro m/sec	Soil Reaction (pH)
Layer	Upper	Lower	Soil Texture Class	AASHTO Group	Unified Soil		
1	0 inches	9 inches		Not reported	Not reported	Max: 14 Min: 4	Max: 6.5 Min: 4.5
2	9 inches	64 inches		Not reported	Not reported	Max: 14 Min: 4	Max: 6.5 Min: 4.5

LOCAL / REGIONAL WATER AGENCY RECORDS

EDR Local/Regional Water Agency records provide water well information to assist the environmental professional in assessing sources that may impact ground water flow direction, and in forming an opinion about the impact of contaminant migration on nearby drinking water wells.

WELL SEARCH DISTANCE INFORMATION

DATABASE	SEARCH DISTANCE (miles)
Federal USGS	1.000
Federal FRDS PWS	Nearest PWS within 1 mile
State Database	1.000

FEDERAL USGS WELL INFORMATION

MAP ID	WELL ID	LOCATION FROM TP

GEOCHECK® - PHYSICAL SETTING SOURCE SUMMARY

FEDERAL USGS WELL INFORMATION

MAP ID	WELL ID	LOCATION FROM TP
A2	USGS40000263394	1/8 - 1/4 Mile SSE
3	USGS40001056063	1/2 - 1 Mile East

FEDERAL FRDS PUBLIC WATER SUPPLY SYSTEM INFORMATION

MAP ID	WELL ID	LOCATION FROM TP
No PWS System Found		

Note: PWS System location is not always the same as well location.

STATE DATABASE WELL INFORMATION

MAP ID	WELL ID	LOCATION FROM TP
A1	0000009790	1/8 - 1/4 Mile SSE

PHYSICAL SETTING SOURCE MAP - 5434619.2s

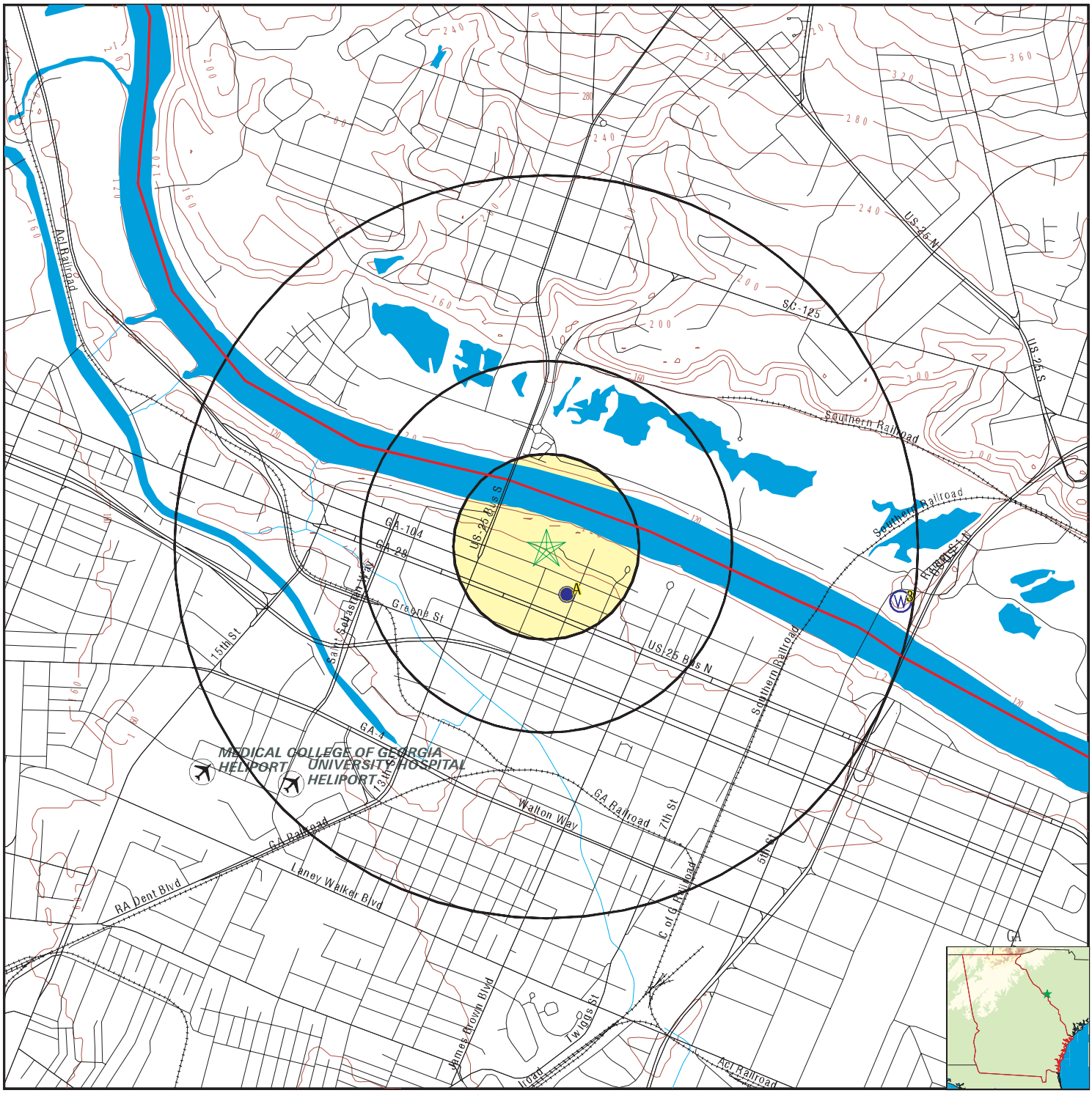

County Boundary
Major Roads
Contour Lines
Airports
Earthquake epicenter, Richter 5 or greater
Water Wells
Public Water Supply Wells
Cluster of Multiple Icons

0 1/4 1/2 1 Miles

Groundwater Flow Direction
Indeterminate Groundwater Flow at Location
Groundwater Flow Varies at Location
Wildlife Areas

N

SITE NAME: AGL Water Well Survey ADDRESS: 1 11th Street Augusta GA 30901 LAT/LONG: 33.48005 / 81.97191	CLIENT: Wood Environment & Infrastructure Solutions, Inc. CONTACT: Tanya Kinnard INQUIRY #: 5434619.2s DATE: September 25, 2018 2:26 pm

Copyright © 2018 EDR, Inc. © 2015 TomTom Rel. 2015.

GEOCHECK® - PHYSICAL SETTING SOURCE MAP FINDINGS

Map ID Direction Distance Elevation	Database	EDR ID Number
A1 **SSE** **1/8 - 1/4 Mile** **Lower**	**GA WELLS**	**0000009790**

County code:	245	Well num:	30BB01
Remarks:	RIVERSIDE MILLS	Lat:	332841
Lon:	0815816	Latlon datum:	NAD27
Alt:	136.00	Alt datum:	NGVD29
Depth:	265	Depth to casing:	Not Reported
Casing dia:	Not Reported	Casing matl:	Not Reported
Depth to top:	Not Reported	Depth to bot:	Not Reported
Opening type:	Not Reported	Constr date:	Not Reported
Discharge:	Not Reported	Prim use:	Not Reported
Aquifer code:	320CRSL	Edr id:	0000009790

A2 **SSE** **1/8 - 1/4 Mile** **Lower**	**FED USGS**	**USGS40000263394**

Organization ID:	USGS-GA	Organization Name:	USGS Georgia Water Science Center
Monitor Location:	30BB01	Type:	Well
Description:	RIVERSIDE MILLS	HUC:	03060106
Drainage Area:	Not Reported	Drainage Area Units:	Not Reported
Contrib Drainage Area:	Not Reported	Contrib Drainage Area Unts:	Not Reported
Aquifer:	Piedmont and Blue Ridge crystalline-rock aquifers		
Formation Type:	Crystalline Rocks	Aquifer Type:	Confined single aquifer
Construction Date:	Not Reported	Well Depth:	265
Well Depth Units:	ft	Well Hole Depth:	Not Reported
Well Hole Depth Units:	Not Reported		

---

3 **East** **1/2 - 1 Mile** **Higher**	**FED USGS**	**USGS40001056063**

Organization ID:	USGS-SC		
Organization Name:	USGS South Carolina Water Science Center		
Monitor Location:	AK- 409	Type:	Well
Description:	Data from SCDNR digital data base, USGS Rasa 2005		
HUC:	Not Reported	Drainage Area:	Not Reported
Drainage Area Units:	Not Reported	Contrib Drainage Area:	Not Reported
Contrib Drainage Area Unts:	Not Reported	Aquifer:	Not Reported
Formation Type:	Not Reported	Aquifer Type:	Not Reported
Construction Date:	Not Reported	Well Depth:	140
Well Depth Units:	ft	Well Hole Depth:	Not Reported
Well Hole Depth Units:	Not Reported		

GEOCHECK® - PHYSICAL SETTING SOURCE MAP FINDINGS
RADON

AREA RADON INFORMATION

Federal EPA Radon Zone for RICHMOND County: 2

Note: Zone 1 indoor average level > 4 pCi/L.
: Zone 2 indoor average level >= 2 pCi/L and <= 4 pCi/L.
: Zone 3 indoor average level < 2 pCi/L.

Federal Area Radon Information for Zip Code: 30901

Number of sites tested: 1

Area	Average Activity	% <4 pCi/L	% 4-20 pCi/L	% >20 pCi/L
Living Area - 1st Floor	1.300 pCi/L	100%	0%	0%
Living Area - 2nd Floor	Not Reported	Not Reported	Not Reported	Not Reported
Basement	Not Reported	Not Reported	Not Reported	Not Reported

PHYSICAL SETTING SOURCE RECORDS SEARCHED

TOPOGRAPHIC INFORMATION

USGS 7.5' Digital Elevation Model (DEM)
Source: United States Geologic Survey
EDR acquired the USGS 7.5' Digital Elevation Model in 2002 and updated it in 2006. The 7.5 minute DEM corresponds to the USGS 1:24,000- and 1:25,000-scale topographic quadrangle maps. The DEM provides elevation data with consistent elevation units and projection.

Current USGS 7.5 Minute Topographic Map
Source: U.S. Geological Survey

HYDROLOGIC INFORMATION

Flood Zone Data: This data was obtained from the Federal Emergency Management Agency (FEMA). It depicts 100-year and 500-year flood zones as defined by FEMA. It includes the National Flood Hazard Layer (NFHL) which incorporates Flood Insurance Rate Map (FIRM) data and Q3 data from FEMA in areas not covered by NFHL.
Source: FEMA
Telephone: 877-336-2627
Date of Government Version: 2003, 2015

NWI: National Wetlands Inventory. This data, available in select counties across the country, was obtained by EDR in 2002, 2005 and 2010 from the U.S. Fish and Wildlife Service.

State Wetlands Data: Wetlands Inventory
Source: Georgia GIS Clearinghouse
Telephone: 706-542-1581

HYDROGEOLOGIC INFORMATION

AQUIFLOW[R] Information System
Source: EDR proprietary database of groundwater flow information
EDR has developed the AQUIFLOW Information System (AIS) to provide data on the general direction of groundwater flow at specific points. EDR has reviewed reports submitted to regulatory authorities at select sites and has extracted the date of the report, hydrogeologically determined groundwater flow direction and depth to water table information.

GEOLOGIC INFORMATION

Geologic Age and Rock Stratigraphic Unit
Source: P.G. Schruben, R.E. Arndt and W.J. Bawiec, Geology of the Conterminous U.S. at 1:2,500,000 Scale - A digital representation of the 1974 P.B. King and H.M. Beikman Map, USGS Digital Data Series DDS - 11 (1994).

STATSGO: State Soil Geographic Database
Source: Department of Agriculture, Natural Resources Conservation Service (NRCS)
The U.S. Department of Agriculture's (USDA) Natural Resources Conservation Service (NRCS) leads the national Conservation Soil Survey (NCSS) and is responsible for collecting, storing, maintaining and distributing soil survey information for privately owned lands in the United States. A soil map in a soil survey is a representation of soil patterns in a landscape. Soil maps for STATSGO are compiled by generalizing more detailed (SSURGO) soil survey maps.

SSURGO: Soil Survey Geographic Database
Source: Department of Agriculture, Natural Resources Conservation Service (NRCS)
Telephone: 800-672-5559
SSURGO is the most detailed level of mapping done by the Natural Resources Conservation Service, mapping scales generally range from 1:12,000 to 1:63,360. Field mapping methods using national standards are used to construct the soil maps in the Soil Survey Geographic (SSURGO) database. SSURGO digitizing duplicates the original soil survey maps. This level of mapping is designed for use by landowners, townships and county natural resource planning and management.

PHYSICAL SETTING SOURCE RECORDS SEARCHED

LOCAL / REGIONAL WATER AGENCY RECORDS

FEDERAL WATER WELLS

PWS: Public Water Systems
Source: EPA/Office of Drinking Water
Telephone: 202-564-3750
Public Water System data from the Federal Reporting Data System. A PWS is any water system which provides water to at least 25 people for at least 60 days annually. PWSs provide water from wells, rivers and other sources.

PWS ENF: Public Water Systems Violation and Enforcement Data
Source: EPA/Office of Drinking Water
Telephone: 202-564-3750
Violation and Enforcement data for Public Water Systems from the Safe Drinking Water Information System (SDWIS) after August 1995. Prior to August 1995, the data came from the Federal Reporting Data System (FRDS).

USGS Water Wells: USGS National Water Inventory System (NWIS)
This database contains descriptive information on sites where the USGS collects or has collected data on surface water and/or groundwater. The groundwater data includes information on wells, springs, and other sources of groundwater.

STATE RECORDS

Georgia Public Supply Wells
Source: Georgia Department of Community Affairs
Telephone: 404-894-0127

USGS Georgia Water Wells
Source: USGS, Georgia District Office
Telephone: 770-903-9100

DNR Managed Lands
Source: Department of Natural Resources
Telephone: 706-557-3032
This dataset provides 1:24,000-scale data depicting boundaries of land parcels making up the public lands managed by the Georgia Department of Natural Resources (GDNR). It includes polygon representations of State Parks, State Historic Parks, State Conservation Parks, State Historic Sites, Wildlife Management Areas, Public Fishing Areas, Fish Hatcheries, Natural Areas and other specially-designated areas. The data were collected and located by the Georgia Department of Natural Resources. Boundaries were digitized from survey plats or other information.

OTHER STATE DATABASE INFORMATION

RADON

Area Radon Information
Source: USGS
Telephone: 703-356-4020
The National Radon Database has been developed by the U.S. Environmental Protection Agency (USEPA) and is a compilation of the EPA/State Residential Radon Survey and the National Residential Radon Survey. The study covers the years 1986 - 1992. Where necessary data has been supplemented by information collected at private sources such as universities and research institutions.

EPA Radon Zones
Source: EPA
Telephone: 703-356-4020
Sections 307 & 309 of IRAA directed EPA to list and identify areas of U.S. with the potential for elevated indoor radon levels.

OTHER

Airport Landing Facilities: Private and public use landing facilities
Source: Federal Aviation Administration, 800-457-6656

Epicenters: World earthquake epicenters, Richter 5 or greater
Source: Department of Commerce, National Oceanic and Atmospheric Administration

Earthquake Fault Lines: The fault lines displayed on EDR's Topographic map are digitized quaternary faultlines, prepared in 1975 by the United State Geological Survey

PHYSICAL SETTING SOURCE RECORDS SEARCHED

STREET AND ADDRESS INFORMATION

© 2015 TomTom North America, Inc. All rights reserved. This material is proprietary and the subject of copyright protection and other intellectual property rights owned by or licensed to Tele Atlas North America, Inc. The use of this material is subject to the terms of a license agreement. You will be held liable for any unauthorized copying or disclosure of this material.

ATTACHMENT 2

CITY OF AUGUSTA WATER DEPARTMENT

WELL LOCATION MAP AND COMMUNICATION

Augusta Utilities Department

Well status information within 3 mile radius of 802 Walton Way

Created: Michele Bryce on 4 October, 2018

Augusta, GA Disclaimer
This data represented on this map has been compiled by the best method available. Accuracy is contingent upon the source information as compiled by various agencies and departments both internal and external to the consolidated government of Augusta, GA.

Augusta, GA and the companies contracted to develop this data assume no legal responsibilities for the information or accuracy contained on this map.

It is strictly forbidden to sell or reproduce these maps or data for any reason without the written consent of the Augusta-Richmond County Commission.

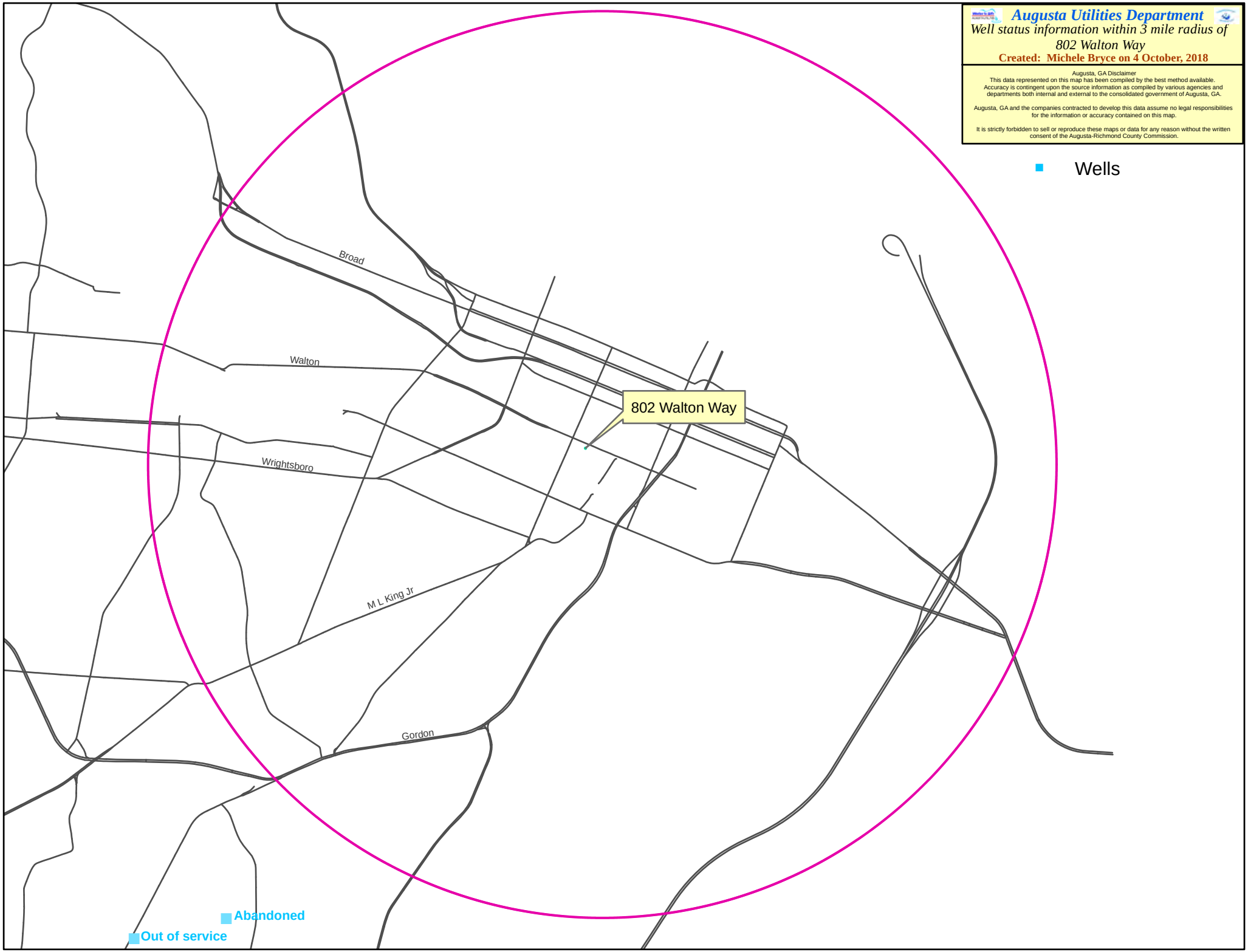

Kinnard, Tanya R

From: Michele Bryce <mbryce@augustaga.gov>
Sent: Thursday, October 04, 2018 1:38 PM
To: Kinnard, Tanya R
Cc: Tommy Carpenter
Subject: RE: [EXTERNAL] Emailing: Attachment 2-3milewell_802waltonway
Attachments: 3milewell_802waltonway.pdf

Ms Kinnard,

I have attached the well map that you requested, nothing has changed but I updated the date so that we can all keep track. Please let me know if you have any issues with the file.

Thank you,

Michele Bryce
CMMS Manager
Augusta Utilities Department

706-312-4146 (office)
706-513-0441 (cell)

-----Original Message-----
From: Kinnard, Tanya R <tanya.kinnard@woodplc.com>
Sent: Thursday, October 04, 2018 11:42 AM
To: Michele Bryce <mbryce@augustaga.gov>
Subject: [EXTERNAL] Emailing: Attachment 2-3milewell_802waltonway

Hi Michele,

Please confirm if the attached figure Attachment 2 is still representative of the status of water wells or surface water intakes in vicinity of 1 11th Street August GA 30901.

Statement to be provided in report is provided below:

Wood Environmental and Infrastructure formerly Amec Foster Wheeler contacted the City of Augusta Utilities Department October 4, 2018 to obtain additional information regarding possible well locations and surface water intakes in the site vicinity. Ms. Michelle Bryce of the City of Augusta Utilities Department indicated that to her knowledge there are no properties within the city limits that utilize wells for drinking water. According to the City of Augusta Utilities Department website (Augusta Water, 2016) and a well location map provided by Ms. Michelle Brice, dated October 5, 2016 (Attachment 2), the City obtains its water from both surface and groundwater sources, and all water intake stations are located outside a one-mile radius from the site (1 11th Street August GA 30901). Water for Augusta's system is obtained either from the Savannah River via the Augusta Canal, upstream of the subject site or groundwater obtained from the Basal Cretaceous Aquifer.

Thank you,

Tanya Kinnard CHMM
Senior Consultant
1075 Big Shanty Road NW, Suite 100
Kennesaw, Georgia 30144-3652
Direct: 770-421-3502
Tanya.Kinnard@woodplc.com
www.woodplc.com

This message is the property of John Wood Group PLC and/or its subsidiaries and/or affiliates and is intended only for the named recipient(s). Its contents (including any attachments) may be confidential, legally privileged or otherwise protected from disclosure by law. Unauthorized use, copying, distribution or disclosure of any of it may be unlawful and is strictly prohibited. We assume no responsibility to persons other than the intended named recipient(s) and do not accept liability for any errors or omissions which are a result of email transmission. If you have received this message in error, please notify us immediately by reply email to the sender and confirm that the original message and any attachments and copies have been destroyed and deleted from your system.

If you do not wish to receive future unsolicited commercial electronic messages from us, please forward this email to: unsubscribe@woodplc.com and include “Unsubscribe” in the subject line. If applicable, you will continue to receive invoices, project communications and similar factual, non-commercial electronic communications.

Please click https://urldefense.proofpoint.com/v2/url?u=http-3A__www.woodplc.com_email-2Ddisclaimer&d=DwIGaQ&c=ZWY66qCYUTYUcOev9C2GlDEcKuYKzoWDVNR_L93Z9mQ&r=CiBJQHcXtBzZQQeVA0DfxtzhQs0Hsra6BmlWKJTzExY&m=naVNvyusFQFhpKajeBQZ0xrR6G9P159BvcCB-vzcer0&s=mlmatGKZHG_ffczaMp88pVycyN5DXRCulBFl3FfVi4I&e= for notices and company information in relation to emails originating in the UK, Italy or France.

As a recipient of an email from a John Wood Group Plc company, your contact information will be on our systems and we may hold other personal data about you such as identification information, CVs, financial information and information contained in correspondence. For more information on our privacy practices and your data protection rights, please see our privacy notice at https://urldefense.proofpoint.com/v2/url?u=https-3A__www.woodplc.com_policies_privacy-2Dnotice&d=DwIGaQ&c=ZWY66qCYUTYUcOev9C2GlDEcKuYKzoWDVNR_L93Z9mQ&r=CiBJQHcXtBzZQQeVA0DfxtzhQs0Hsra6BmlWKJTzExY&m=naVNvyusFQFhpKajeBQZ0xrR6G9P159BvcCB-vzcer0&s=4SGcT6WppTCdQPA6sm7-PIjjCQuxs_P1cVjmQUmI0lI&e=

[NOTICE: This message originated outside of the City of Augusta's mail system -- DO NOT CLICK on links, open attachments or respond to requests for information unless you are sure the content is safe.]

Please consider the environment before printing this email.

_____

ATTACHMENT 3

GEORGIA REGENTS UNIVERSITY SITE MAP

WELL ABANDONED!

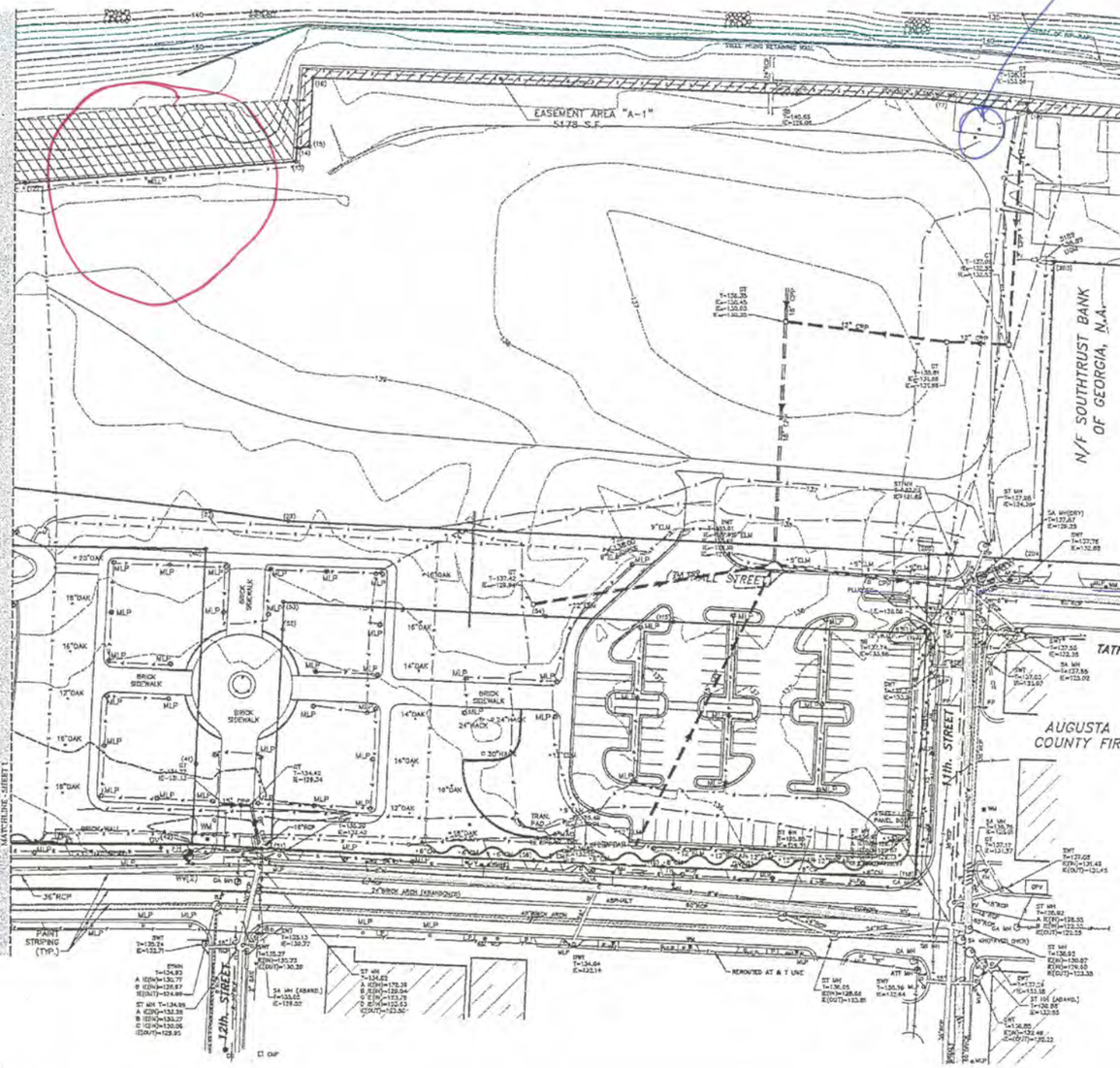

PARCEL "A" BEARING TABLE					
LINE	DIRECTION	DISTANCE	LINE	DIRECTION	DISTANCE
24-25	N24°31'40"W	3.38'	44-45	S75°03'14"W	30.37'
25-26	N42°24'13"E	102.32'	45-46	N76°03'15"W	26.41'
26-27	S68°21'13"E	106.79'	46-47	N89°26'15"W	150.74'
27-28	S42°26'13"E	52.32'	47-48	N89°26'15"W	43.48'
28-29	S67°26'48"E	87.58'	48-49	N89°26'15"W	50.00'
29-30	S89°33'11"E	247.05'	49-50	N89°26'15"W	7.16'
30-31	S23°17'32"W	150.95'	50-51	N89°50'48"W	111.93'
31-32	S26°51'18"W	18.19'	51-52	N89°50'48"W	84.65'
32-43	N89°50'34"W	295.33'			
				TOTAL AREA = 4.47 ACRES	

PARCEL "B" BEARING TABLE		
LINE	DIRECTION	DISTANCE
51-52	N89°50'48"W	10.00'
52-53	S71°09'29"E	18.93'
53-54	S71°09'29"E	129.82'
54-55	S23°26'33"W	32.84'
55-56	S23°26'33"W	158.68'
56-51	S21°30'38"W	193.14'
	TOTAL AREA = 0.80 ACRE	

PARCEL "C" BEARING TABLE					
LINE	DIRECTION	DISTANCE	LINE	DIRECTION	DISTANCE
1-2	S23°16'40"E	11.07'	14-15	S17°29'20"E	6.92'
2-3	N19°27'31"E	4.56'	15-16	N22°48'06"E	50.43'
3-4	S87°20'15"E	53.04'	16-17	S88°17'03"E	456.98'
4-5	S73°02'41"E	60.98'	17-18	S23°48'19"E	20.88'
5-6	S21°08'15"E	8.10'	18-19	S23°48'19"E	20.88'
6-7	S88°37'49"E	83.43'	19-20	S88°17'03"E	98.07'
7-8	S20°24'41"E	50.84'	20-21	N87°11'10"W	149.03'
8-9	S20°24'41"E	41.89'	21-22	N29°42'44"W	119.81'
9-10	S73°55'33"E	213.08'	22-23	N12°08'53"W	36.09'
10-11	S73°55'33"E	15.00'	23-24	N12°08'53"W	36.09'
11-12	S73°55'33"E	183.11'	24-25	N88°51'48"E	237.94'
12-13	S14°28'08"E	200.00'	25-1	N21°49'24"E	232.63'
13-14	N24°07'55"E	10.19'			
				TOTAL AREA = 8.80 ACRES	

PARCEL "D" BEARING TABLE					
LINE	DIRECTION	DISTANCE	LINE	DIRECTION	DISTANCE
101-102	N88°53'55"E	54.47'	40-41	N89°51'11"E	387.59'
102-103	S88°53'55"E	33.47'	41-42	N87°43'49"E	31.50'
103-104	S88°53'55"E	33.47'	42-43	N54°42'40"E	23.63'
104-105	N88°53'55"E	26.00'	43-44	N89°51'24"E	53.80'
105-106	N88°53'55"E	47.67'			
106-107	S21°06'39"W	58.93'			
107-108	S21°06'39"W	155.00'			
108-54	N87°30'45"W	34.74'			
109-53	N87°30'45"W	192.24'			
53-52	N21°49'24"E	19.82'			
52-51	N21°49'24"E	181.28'			
51-42	N88°50'48"W	50.41'			
42-41	N89°51'11"W	38.13'			
41-40	S24°11'24"E	137.73'			
				TOTAL AREA = 1.94 ACRES	

SITE BENCHMARK
TOP OF FIRE HYDRANT
ELEV. 137.80' (NGVD, 1929)

REFERENCE:

1. PLAT FOR THE GEORGIA GOLF HALL OF FAME BY CRANSTON, ROBERTSON, AND WHITEHURST, P.C. DATED MAY 23, 1996 RECORDED IN PLAT CABINET D SLIDE 163, PLAT A

TECHNICAL DATA

DATE OF SURVEY – APRIL 2014
ANGULAR PRECISION – 5" PER ANGLE
FIELD PRECISION – 1 in 15,000
PLAT CLOSURE – 1 in 2,111,541
EQUIPMENT USED – THEODOLITE & E.D.M.
COMPASS ADJUSTMENT

LEGEND

IRF – REBAR FOUND
RCP – CONCRETE PIPE
N/F – NOW OR FORMERLY
SMP – TAX MAP PARCEL
R/W – RIGHT OF WAY
LP – LIGHT POLE
TP – TOP
IE – INVERT ELEVATION
STMH – STORM MANHOLE
SSMH – SANITARY SEWER MANHOLE
OHP – OVERHEAD POWER
—T— – UNDERGROUND TELEPHONE
—P— – UNDERGROUND POWER
—G— – UNDERGROUND GAS
—W— – UNDERGROUND WATER
EPB – ELECTRIC PULL BOX
P – PLANTER
PP – POWER POLE

UTILITY NOTE:

THE EXISTENCE, ABSENCE, LOCATIONS, AND DEPTHS OF UTILITIES AND UNDERGROUND ITEMS HAVE BEEN DETERMINED BY ORDINARY SURVEYING METHODS FROM FIELD OBSERVATIONS AND FROM INFORMATION FURNISHED BY THE UTILITY COMPANIES, AND ARE NOT GUARANTEED.

FLOOD NOTE:

ACCORDING TO THE OFFICIAL F.I.A. FLOOD HAZARD MAP #13245C0080D DATED 7/28/2011. THIS LOT IS NOT IN A DESIGNATED 100 YEAR FLOOD PLAIN, BUT A PORTION OF THIS PROPERTY DOES LIE WITHIN AN AREA PROTECTED BY THE LEVEE. SEE NOTES TO USER ON REFERENCED FLOOD HAZARD MAP

SURVEY CERTIFICATION:

THIS SURVEY WAS PREPARED IN CONFORMITY WITH THE TECHNICAL STANDARDS FOR PROPERTY SURVEYS IN GEORGIA AS SET FORTH IN CHAPTER 180-7 OF THE RULES OF THE GEORGIA BOARD OF REGISTRATION FOR PROFESSIONAL ENGINEERS AND LAND SURVEYORS AND AS SET FORTH IN THE GEORGIA PLAT ACT O.C.G.A. 15-6-67.

GEORGIA REGISTERED NO. 2812 LAND SURVEYOR JOHN THOMAS ATTAWAY

L.S.F. 000039

ALTA/ACSM LAND TITLE SURVEY

FOR

Georgia Regents University

SHOWING PROPERTY KNOWN AS TMP #032-1-001-03-0
LOCATED IN THE 27TH C.M.D.,

AUGUSTA, RICHMOND COUNTY, GEORGIA

SCALE: 1" = 40'

April 17, 2014

REVISED APRIL 24, 2014

40' 20' 0 40' 80'
SCALE IN FEET

PREPARED BY

Cranston Engineering Group, P.C.
ENGINEERS - PLANNERS - SURVEYORS
402 ELLIS STREET, AUGUSTA, GEORGIA 30901
POST OFFICE BOX 1246, AUGUSTA, GEORGIA 30903
TELEPHONE 706-722-1284
FACSIMILE 706-722-0270

SHEET 2 OF 2
2014-0117

APPENDIX F

REGISTERED PROFESSIONAL SUPPORTING DOCUMENTATION

REGISTERED PROFESSIONAL SUPPORTING DOCUMENTATION

Gregory J. Wrenn, P.E.
Summary of Hours and Services
Atlanta Gas Light Company – Augusta, GA Former MGP Site
HSI Site No. 10132
Wood Project No. 6122-14-0098

Hours for preparation of 8th Semi-Annual VRP Status Report:

16 hours billed between June 1 and November 30, 2018